



2016 TAMPA BAY BUCCANEERS

# MEDIA GUIDE

**SIEGE**  
**THE**  
**DAY™**



# 2016 TAMPA BAY BUCCANEERS SCHEDULE

<p><b>@ PHI</b></p>  <p>WEEK 1 <b>AUG. 11</b> 7:00 PM</p> <p>PRESEASON - THURSDAY - WFLA</p>	<p><b>@ JAX</b></p>  <p>WEEK 2 <b>AUG. 20</b> 7:30 PM</p> <p>PRESEASON - SATURDAY - WFLA</p>
<p><b>VS CLE</b></p>  <p>WEEK 3 <b>AUG. 26</b> 8:00 PM</p> <p>PRESEASON - PRIMETIME - FRIDAY - CBS</p>	<p><b>VS WAS</b></p>  <p>WEEK 4 <b>SEPT. 1</b> 7:30 PM</p> <p>PRESEASON - THURSDAY - WFLA</p>
<p><b>@ ATL</b></p>  <p>WEEK 1 <b>SEPT. 11</b> 1:00 PM</p> <p>SUNDAY - FOX</p>	<p><b>@ ARI</b></p>  <p>WEEK 2 <b>SEPT. 18</b> 4:05 PM</p> <p>SUNDAY - FOX</p>
<p><b>VS LA</b></p>  <p>WEEK 3 <b>SEPT. 25</b> 4:05 PM</p> <p>HOME OPENER - SUNDAY - FOX</p>	<p><b>VS DEN</b></p>  <p>WEEK 4 <b>OCT. 2</b> 4:05 PM</p> <p>SUNDAY - CBS</p>
<p><b>@ CAR</b></p>  <p>WEEK 5 <b>OCT. 10</b> 8:30 PM</p> <p>PRIMETIME - MONDAY - ESPN</p>	<p><b>WEEK 6 BYE</b></p>
<p><b>VS DAK</b></p>  <p>WEEK 8 <b>OCT. 30</b> 1:00 PM</p> <p>SUNDAY - CBS</p>	<p><b>@ SF</b></p>  <p>WEEK 7 <b>OCT. 23</b> 4:05 PM</p> <p>SUNDAY - FOX</p>
<p><b>VS ATL</b></p>  <p>WEEK 9 <b>NOV. 3</b> 8:25 PM</p> <p>PRIMETIME - THURSDAY - NFLN</p>	<p><b>VS CHI</b></p>  <p>WEEK 10 <b>NOV. 13</b> 1:00 PM</p> <p>SUNDAY - FOX</p>
<p><b>VS SEA</b></p>  <p>WEEK 12 <b>NOV. 27</b> 4:05 PM</p> <p>SUNDAY - FOX</p>	<p><b>@ KC</b></p>  <p>WEEK 11 <b>NOV. 20</b> 1:00 PM</p> <p>SUNDAY - FOX</p>
<p><b>VS NO</b></p>  <p>WEEK 14 <b>DEC. 11</b> 1:00 PM</p> <p>SUNDAY - FOX</p>	<p><b>@ SD</b></p>  <p>WEEK 13 <b>DEC. 4</b> 4:25 PM</p> <p>SUNDAY - FOX</p>
<p><b>@ NO</b></p>  <p>WEEK 16 <b>DEC. 24</b> 1:00 PM</p> <p>SATURDAY - FOX</p>	<p><b>@ DAL</b></p>  <p>WEEK 15 <b>DEC. 18</b> 1:00 PM</p> <p>SUNDAY - FOX</p>
<p><b>VS CAR</b></p>  <p>WEEK 17 <b>JAN. 1</b> 1:00 PM</p> <p>SUNDAY - FOX</p>	

# TABLE OF CONTENTS

## OWNERSHIP

Bryan Glazer.....	3
Joel Glazer.....	4
Edward Glazer.....	6
Darcie Glazer Kaszewitz.....	7
Remembering Malcolm Glazer.....	9

## COMMUNITY

Buccaneers in the Community.....	11
----------------------------------	----

## FRONT OFFICE & STAFF

Brian Ford.....	10
Jason Licht.....	14
Dirk Koetter.....	16
Assistant Coaches.....	19
All-Time Coaches Roster.....	39
Football Staff.....	44
Buccaneers Staff.....	58
Staff Directory.....	65
2015-16 NFL Calendar.....	68

## PLAYERS

Veterans.....	69
Rookie Free Agents.....	243
Alphabetical Roster.....	251
Numerical Roster.....	253
Pronunciation Guide.....	253

## 2015 REVIEW

Regular Season Statistics.....	255
Preseason Statistics.....	257
Starting Lineups.....	258
Participation Chart.....	259
Personnel Log.....	261
Game-by-Game Team Statistics.....	263
Game-by-Game Individual Statistics.....	267
Team Rankings.....	271
NFL Standings.....	272

## HISTORY

Historical Highlights.....	274
All-Time Honors.....	288
Pro Bowl Buccaneers.....	291
NFC Honors.....	292
Additional Awards.....	293
Year-by-Year Scores.....	293
Preseason Win-Loss Summary.....	314
Regular Season Win-Loss Summary.....	315
Postseason Win-Loss Summary.....	315
Team-by-Team Results.....	316
All-Time Divisional Standings.....	320
All-Time Attendance.....	321
All-Time Roster.....	322
All-Time Draft.....	338
Free Agency History.....	343
Year-by-Year Individual Leaders.....	347
Year-by-Year Records.....	355
All-Time Head Coaches Records.....	356
Home-Away Records.....	356
Starting Quarterbacks by Year.....	357
Year-by-Year Team Statistics.....	359
Franchise Milestones.....	366
Year-by-Year Season Summaries.....	367
All-Time Playoff Game Recaps.....	407
Buccaneers Super Bowl Ring.....	423

## RECORDS

Individual Records.....	425
Team Records.....	429
Opponent Individual Records.....	433
Opponent Team Records.....	434
Two-Team Records.....	435
Half-Game Records.....	436
Rookie Records.....	437
Miscellaneous Records.....	437
Career Top Tens.....	438
Season Top Tens.....	441
Playoff Records.....	444
Playoff Leaders.....	447
Top Buccaneer Performances.....	448
Top Opponent Performances.....	456
Longest Plays.....	463

## SIDELINES

Lee Roy Selmon.....	465
John McKay.....	466
Jimmie Giles.....	467
Paul Gruber.....	468
Warren Sapp.....	469
Derrick Brooks.....	470
Mike Alstott.....	471
Doug Williams.....	472
John Lynch.....	473
Raymond James Stadium.....	474
One Buccaneer Place.....	479
Super Bowls in Tampa.....	481
Raymond James Financial.....	483
Buccaneers Preseason Television.....	486
Buccaneers Radio Network.....	487
2016 NFL Schedule.....	490
Buccaneers.com.....	490
Buccaneers Cheerleaders.....	491
Media Information.....	492

# CREDITS

## 2016 TAMPA BAY BUCCANEERS MEDIA GUIDE

**EXECUTIVE EDITOR:** Nelson Luis

**LAYOUT AND ASSOCIATE EDITOR:** Chris King

**ASSISTANT EDITORS:** Allen Barrett, Michael Pehanich, Kelly Schutz, Scott Smith

**DESIGN ASSISTANCE:** Jason Turner, David Sharpsteen, ChappelRoberts

**EDITORIAL ASSISTANCE:** Michael Bianco, Carey Cox, Kevin Corbett, Ben Cramer, Steve Fidura, Jeff Ryan, Amy Weber

**COVER DESIGN:** David Sharpsteen

**PHOTOGRAPHY:** Matt May, Mike Carlson, Jason Parkhurst, Tampa Bay Buccaneers, Associated Press, Getty Images, Pro Football Hall of Fame, Tiffany & Co., Hunt Construction Group.

Research assistance provided by Santo Labombarda from the Elias Sports Bureau and Nick Stamm from Stats, Inc.

Special thanks to all past Buccaneers Public Relations staff members who have contributed to this publication through the years.

Additional thanks to Paul Stewart of BucPower.com.

TAMPA BAY BUCCANEERS

# OWNERSHIP & ADMINISTRATION



## BRYAN GLAZER CO-CHAIRMAN



Co-Chairman Bryan Glazer enters his 22nd year with the Buccaneers, working tirelessly to support the Buccaneers franchise and brand. Possessing an acute business sense, Glazer, who oversees many of the day-to-day operations of the club, has shaped the Buccaneers into one of the most recognizable and successful franchises in the National Football League and has become a leader in the Bay Area, recognized for his tremendous community work.

The Buccaneers have posted 154 regular season wins and five playoff wins with seven playoff appearances under Glazer's leadership. That unprecedented level of success paints a stark contrast to the meager .300 winning percentage posted by the team prior to Glazer family ownership and included advancement to the postseason just three times from 1976-94.

Glazer and his entire family were on hand as Tampa Bay claimed its first NFL title with a 48-21 victory over Oakland in Super Bowl XXXVII on January 26, 2003, in San Diego. The Buccaneers, who were making their first appearance in the NFL's championship game, also claimed the first-ever NFC South title in 2002, then the fourth division crown in team history. Tampa Bay also took NFC South titles in 2005 and 2007.

An instrumental figure in his family's purchase of the Buccaneers in 1995, Glazer has been a driving force in improving every aspect of the club's influence, both nationally and in the Tampa Bay region.

Glazer's dedication to the Bay Area was also highlighted by his leadership in the construction of Raymond James Stadium, which successfully hosted both Super Bowl XXXV in 2001 and Super Bowl XLIII in 2009. Glazer played an integral role in helping to lure the 2009 game to the Bay Area, speaking to NFL owners on behalf of the team and the Tampa Bay community at the NFL League meetings in May 2005. Glazer is committed to continuing to bring future Super Bowls to the area.

Glazer's innovative approach to business and penchant for thinking outside the box has resulted in many new developments for the club, including the creation of the Pewter Partners program, which rewards the Buccaneers' sponsors with superior advertising packages and unprecedented customer service.

In addition to his business achievements, Glazer also has been involved in a number of vital football-related efforts directly associated to the on-the-field success experienced by the Buccaneers, certainly including, but not limited to, the team's first Super Bowl championship.

A native of Rochester, New York, Glazer serves on the NFL's Digital Media Committee, as appointed by NFL Commissioner Roger Goodell, and he makes regular community and charitable appearances on behalf of the Glazer Family Foundation, which was honored as Foundation of the Year by the Tampa Bay Sports Commission in 2011.

The Glazer Children's Museum opened in Tampa in 2010, in large part due to the Foundation's gift of \$5 million. In addition to serving on the museum's Board of Directors, Glazer is also a member of the Moffitt Cancer Center National Board of Advisors, The Board of Directors Advisory Council for Ronald McDonald House, the advisory board for the Outback Bowl, and, in the spring of 2011, he served as Chairman of the American Heart Association's annual Heart Ball.

Glazer's efforts to remain connected and active in the Bay Area community continued in 2015 with his \$4 million dollar gift to jump start the development of a new state-of-the-art Jewish Community Center that is scheduled to open in West Tampa this year. The facility will be named the Bryan Glazer Family JCC and will serve an important role in the revitalization of the surrounding area, providing a place for families and community to come together.

In the spring of 2016, Glazer was honored with induction into the Tampa Bay Business Hall of Fame in recognition of his business achievements and community leadership in and around the Tampa Bay region.

Glazer also serves on the Board of Manchester United, which has captured five Premier League titles (2007, 2008, 2009, 2011 and 2013), as well as the 2008 Champions League title during his tenure.

Glazer earned his bachelor's degree in broadcast communications from American University in 1986, prior to completing his law degree from Whittier College School of Law in 1989. He resides in Tampa with his wife Shanna.



The fast-paced and ultra-competitive environment that characterizes the National Football League is a perfect match for Joel Glazer's business acumen. These attributes have proven integral to the Buccaneers' transformation into one of the most successful franchises in the league.

Now in his 22nd season with the Buccaneers, Co-Chairman Joel Glazer, along with his brothers Bryan and Edward, oversees the day-to-day operations of the franchise, ensuring the club achieves and maintains the highest levels of success in all aspects.

The family's leadership and dedication to the team is evidenced by the Buccaneers' seven playoff berths and first-ever Super Bowl Championship – all of which have come under Glazer ownership. That unprecedented level of success paints a stark contrast to the meager .300 winning percentage posted by the team prior to its purchase by the Glazer family.

As Co-Chairman, Glazer's keen insight and tireless dedication continue to enhance the reputation of the Buccaneers. Glazer has passionately spearheaded a number of vital efforts throughout the years that have not only helped shape the club into a contender, but a model NFL franchise as well.

Glazer had a single vision, shared by all members of the Glazer family when they acquired the Tampa Bay Buccaneers in 1995: build a franchise from the ground up, one that would become one of the most respected and successful in the NFL. That vision was realized when Tampa Bay claimed its first NFL title with a 48-21 victory over Oakland in Super Bowl XXXVII on January 26, 2003, in San Diego. The Buccaneers, who were making their first appearance in the NFL's championship game, also claimed their first-ever NFC South title in 2002, then the fourth division crown in team history. Tampa Bay also took the NFC South in 2005 and 2007.

Glazer, promising a world-class facility, led the design development for the club's 136,320 square-foot state-of-the-art team headquarters which opened to rave reviews in August 2006. Located mere blocks from Raymond James Stadium, One Buccaneer Place is one of the finest training facilities in the National Football League. The signature of the site is its breathtaking entrance, which features the world's largest football, towering nearly five stories tall.

After the family's acquisition of the Buccaneers in 1995, Glazer began the day-to-day duties of overseeing all aspects of the organization. Since assuming his current role with the club, the Buccaneers have recorded 154 regular-season wins and five playoff wins. Tampa Bay reached the playoffs for the fourth consecutive time in 2002, the only team in the league to head to the postseason all four years from 1999-2002. In addition, the Buccaneers' have seen seven playoff appearances since 1997. Prior to the Glazers' arrival, the franchise advanced to the postseason just three times in the previous 19 years, from 1976-94.

Since his arrival in Tampa, Glazer has directed his attention on vital elements of building a successful franchise, namely the front office and stadium. After completely reorganizing the front office and recruiting talented people from a variety of backgrounds, he worked tirelessly alongside his brother, Bryan, to build a community consensus for local approval of what would become Raymond James Stadium. The Glazers set out to design a stadium deemed worthy of a first-class organization, thereby creating a winning environment and revolutionizing fan experience and comfort. They visited approximately 25 different stadiums, drew from their experiences as fans, and ultimately shaped every detail of RJS.

A massive undertaking, the stadium opened on time and budget, earning nods as the "Crown Jewel of the NFL." The signature element – Buccaneer Cove – features a 103-foot replica pirate ship that fires cannons to celebrate Buccaneers touchdowns. Upon its opening, Raymond James Stadium featured amenities never seen before in modern stadiums, and it continues to provide an exciting, innovative gameday experience to this day.

With the support of Glazer and his brothers, the Buccaneers reached an agreement in the fall of 2015 with the Tampa Sports Authority that will result in a comprehensive renovation of Raymond James Stadium. The multi-stage renovation plan is expected to exceed \$140 million and will be completed in two phases. The first stage is scheduled to be completed for the Buccaneers' 2016 season and is highlighted by the installation of new, state-of-the-art HD video boards in each end zone and four HD tower video displays in each corner of the lower bowl, giving the stadium a total video display area of 28,416 feet – the third-largest in the NFL. Also included will be a new, comprehensive sound system and the renovation of all luxury suites. The project helps to ensure that Raymond James Stadium remains one of the top stadium destinations in the NFL.

Throughout the construction of Raymond James Stadium, Glazer created the sales and marketing efforts that led to record season ticket club seat, luxury suite and group sales. In addition to helping create the club's prestigious corporate Pewter Partners sponsorship program, Glazer's other duties include overseeing the organization's annual budgets and establishing the club's strategic planning in marketing, community relations, public relations, ticketing and luxury suite relations.

In March of 2014, the Glazers unveiled exciting changes to the franchise, introducing an updated logo, color scheme and uniform design, which were the result of several years of development and collaboration with Nike and NFL Properties. The enhanced logo – which features an enlarged flag and more menacing skull design – honors the Buccaneers' rich tradition while boldly bringing the team into the future through a modern industrial aesthetic. Along with chrome facemasks on the helmet, the new uniform features a bold look with custom name and number fonts. The team's colors were also energized with a richer shade of pewter juxtaposed with a brighter, more vibrant shade of red, as well as more prominently featuring "Bay Orange" as a primary trim and accent color.

Glazer represents the team at all NFL Owners Meetings, addressing the media with a "state of the franchise" address. He played an integral role at the 2005 Spring Meetings to help Tampa Bay land the 2009 Super Bowl. The Bay Area won the bid for Super Bowl XLIII, marking the fourth Super Bowl for Tampa Bay.

Glazer has been very active in the Tampa Bay community through the Glazer Family Foundation, which is dedicated to helping children in the Bay area through charity initiatives. The Foundation donated \$5 million toward the construction of a new children's museum, the Glazer Children's Museum, in downtown Tampa, which opened in 2010 and was recently named one of the Top Ten Family Museums in the country by Women's Day Magazine. For its wide-reaching charitable efforts, The Tampa Bay Sports Commission named the Glazer Family Foundation the Foundation of the Year at the inaugural Sneaker Soiree held in 2011. In addition to his community efforts, Glazer has been an active member of the Super Bowl Task Force, Tampa Chamber of Commerce Board of Directors and the Outback Bowl Advisory Committee. Glazer currently sits on the NFL International, NFL Finance and NFL Stadium committees.

In 2009, the Glazer family was honored with the prestigious Gonzmart Family Ambassador of the Year Award, as part of the 26th annual National Tourism Week, presented by Tampa Bay & Company. The Ambassador Award was presented to the Glazers in recognition of their efforts to help the tourism industry in the Bay Area, as well as their impact on the community overall.

Glazer also serves as Co-Chairman of Manchester United, which has captured five Premier League titles (2007, 2008, 2009, 2011 and 2013) as well as the 2008 Champions League title during his tenure. His work with the club led to his naming as one of the Top 10 most influential Americans in the United Kingdom by The Telegraph.

Glazer earned his bachelor's degree in interdisciplinary studies from American University in 1989. The Rochester, New York native is married to Angela, and the couple has two children.

## EDWARD GLAZER CO-CHAIRMAN GLAZER FAMILY FOUNDATION, CO-PRESIDENT



Entering his 22nd season with Tampa Bay in 2016, Co-Chairman Edward Glazer oversees many aspects of the team's day-to-day business operations.

Recognizing that the fans are of the utmost importance to the team's success, Glazer sets the tone for Tampa Bay's commitment to its fan base. In recent years, Glazer has overseen a complete overhaul of the team's marketing and sales departments, including the launch of a new Member Relations Department created exclusively for Buccaneers Season Pass Members. The department, which offers an array of off-the-field benefits and unparalleled customer service, has been a huge success as JD Powers ranked the Buccaneers No. 1 in customer satisfaction among all NFL teams for three out of the past four seasons.

Glazer scrutinizes every detail of the business operations at One Buccaneer Place to ensure that fans are getting the best possible Buccaneers experience and value. In an effort to make season pass membership even more accessible to fans, Glazer introduced the NFL's first 12-month interest-free payment plan.

With a focus on continually improving the gameday experience for Buccaneers fans, Glazer was instrumental in the renovation of Raymond James Stadium. The renovation is expected to exceed \$140 million and will be completed in two phases. The first stage will be completed for the Buccaneers' 2016 season and is highlighted by the installation of new, state-of-the-art HD video boards in each end zone, all new ribbon boards and four HD tower video displays in each corner of the lower bowl. Starting this season, Raymond James Stadium's nearly 29,000 square feet of video display space will rank third largest among NFL venues. Also included will be the new surround sound system, a complete renovation of all luxury suites and the introduction of the exclusive all new, all-inclusive Hall of Fame Club.

Glazer worked closely with Nike and the NFL to create a bold, new look for the team's new uniforms that were unveiled prior to the 2014 season. The enhanced logo – which features an enlarged flag and more menacing skull design – honors the Buccaneers' rich tradition while boldly bringing the team into the future through a modern industrial aesthetic. The new uniform features a bold look with custom name and number fonts as well as the first chrome facemasks on an NFL helmet. The team also energized its color scheme with a richer shade of pewter juxtaposed with a brighter, more vibrant shade of red, as well as more prominently featuring "Bay Orange" as a primary trim and accent color.

The Glazer family has been devoted to building a winning team from their earliest days as owners. Under the Glazers, Tampa Bay has enjoyed its most successful stretch as a franchise, posting seven playoff appearances with four division championships in addition to a world championship in Super Bowl XXXVII, a 48-21 victory over the Oakland Raiders in San Diego on January 26, 2003.

With another Super Bowl victory as the ultimate goal, the Glazers have made bold, educated moves to assemble a winning franchise. In 2014, Glazer and his siblings hired General Manager Jason Licht and in 2016 they promoted offensive coordinator Dirk Koetter to head coach. The Buccaneers have drafted key pieces of the future while extending contracts for homegrown talent and securing important free agents. In 2015, the team's draft produced an astonishing four rookies who made immediate impacts as starters: quarterback Jameis Winston, offensive linemen Donovan Smith and Ali Marpet, and linebacker Kwon Alexander. The team has also extended contracts for defensive tackle Gerald McCoy (2014), linebacker Lavonte David (2015) and running back Doug Martin (2016), ensuring that the vital core of the team's foundation for future success stays intact.

In 2009, the Glazer family was honored with the prestigious Gonzmart Family Ambassador of the Year Award, as part of the 26th annual National Tourism Week, presented by Tampa Bay & Company. The Ambassador Award was presented to the Glazers in recognition of their efforts to help the tourism industry in the Bay Area, as well as their impact on the community overall.

In 2010, The Glazer Children's Museum opened in downtown Tampa to rave reviews, earning recognition by Women's Day Magazine as one of the Top 10 family museums in the country. For its wide-reaching efforts, the Tampa Bay Sports Commission named the Glazer Family Foundation the Foundation of the Year at the inaugural Sneaker Soiree in 2011.



Away from the football field, Glazer is also heavily involved in charitable endeavors. He is Co-President of the Glazer Family Foundation and helps oversee Foundation programs that provide incredible opportunities to Bay Area residents. The Foundation has donated millions in programs, tickets, grants and in-kind contributions.

Glazer and his wife, Shari, are committed to providing aid and assistance in the community, supporting many causes, including the Zimmer Children's Museum, Cedars-Sinai Hospital, and the UCLA Mattel Children's Hospital where the Ed and Shari Glazer unveiled the "B.F.F Bear Program" which gives free teddy bears to pediatric patients.

In addition to his duties with the Buccaneers, Glazer serves on the board of the family-owned Manchester United Soccer Club – the world's most popular team with over 660 million fans worldwide. Under the Glazers' ownership, the club has won the Premier League title in five of the last 10 seasons and has also played in three Champions League final matches, winning the 2008 Champions League title. In 2016, Manchester United took home the FA Cup. Glazer is also Co-Chairman of First Allied Corporation and Owner and C.E.O. of US Property Trust.

A proud Ithaca College alumnus, Glazer recently opened the Edward and Shari Glazer Arena on the school's campus. Glazer and his wife Shari have three daughters.



Darcie Glazer Kassewitz, Co-President of the Glazer Family Foundation, has worked tirelessly during her family's ownership of the team to ensure that the Tampa Bay Buccaneers' value to the community extends well beyond the playing field. Kassewitz has been the driving force behind the Buccaneers and the Foundation's forward-thinking community outreach efforts and ensures that the core mission of making a difference in the lives of Tampa Bay area residents is carried out.

Established in 1999, the Glazer Family Foundation is dedicated to assisting charitable and educational causes focusing on children and families in the West Central Florida region. Since its inception, the Foundation has donated millions of dollars in support of this cause.

In August of 2015, Kassewitz introduced the Women of RED – an innovative fan engagement program focused on enhancing and improving the fan experience. In its highly-anticipated debut season, Women of RED was called "the tipping point for a genuine connection to fans", attracting thousands of women to major events that offered a wide variety of interactive experiences, exclusive behind-the-scenes access, and the opportunity to interact with former Buccaneers legends and current executives.

Through a lead gift, the Glazer Family Foundation is proud to have brought the world-class Glazer Children's Museum to Tampa as part of its ongoing dedication to children and families. A new way for children to become lifelong learners and leaders, the Children's Museum opened on September 25th, 2010. This one-of-a-kind museum instantly became the featured destination for children and families in Tampa Bay, providing 53,000-square feet of space for safe and playful learning.

A commitment to education plays a central role to the Glazer Family Foundation's core mission and in the fall of 2013, Kassewitz launched the Buccaneers Academies. Serving over 14,000 youth and 2,000 teachers in Hillsborough County, these 24 schools are provided with support from Buccaneers players, cheerleaders and staff including incentive-based programs and monthly challenges that offer engaging, and motivating opportunities to learn. Each Buccaneers Academy also receives a Buccaneers-themed Fitness Zone with a covered court to promote active and safe outdoor play. Additionally, upon completion of fifth grade, every Buccaneers Academies graduating student receives a Ticket to the Future, the commitment from the Buccaneers to grant students a job interview upon their graduation from college.

Kassewitz has also been the driving force behind the Glazer Family Foundation's highly successful Vision Program, founded in 2006 to provide schoolchildren with an opportunity to have vision problems identified in school at an early age. To date, the Foundation has donated vision screening equipment to eight counties in West Central Florida. The Vision Mobile, a fun, interactive mobile eye clinic spearheaded by Kassewitz in 2009, provides the final step in vision services to correct students' inability to see clearly by providing free eye exams and prescription eyeglasses to children at Title One schools. Since 2009, the Vision Mobile has conducted more than 65,000 eye screenings, performed 11,000 eye exams and provided more than 9,000 pairs of eye glasses to disadvantaged children. In October of 2015, Kassewitz and Pro Bowl defensive tackle Gerald McCoy unveiled a brand new Buccaneers-themed Vision Mobile, a customized RV that includes a rebranded exterior with engaging, interactive, kid-friendly features.

As part of the Buccaneers' support of Breast Cancer awareness, Kassewitz hosts the annual Treasure Chests 5K Run/Walk & Corporate Challenge, which has evolved into one of the premier events of its kind in the Tampa Bay region. The Buccaneers welcomed more than 4,300 participants to the most recent race, and since 2013, has topped \$100,000 in donations towards breast cancer awareness and patient services benefitting the American Cancer Society, Florida Cancer Specialists Foundation, the Florida Hospital Foundation and Moffitt Cancer Center.

To start every home Tampa Bay Buccaneers game, Kassewitz meets with children from local community groups on the field prior to kickoff as part of the Foundation's Gameday For Kids program. To date, the Foundation has hosted more than 16,000 youth from organizations throughout the Bay area at Raymond James Stadium. Participating students are rewarded for academic achievement and positive behavior with complimentary game tickets, food vouchers and battle flags.

On the football side, Kassewitz has used her creative expertise to help shape the Buccaneers' world-class facilities. Kassewitz set out to design a football stadium deemed worthy of a first-class organization, thereby creating a winning environment and revolutionizing fan experience and comfort. She ultimately shaped every detail of the interior of Raymond James Stadium, including the design of the expansive club levels, luxury suites and the Lower Galley restaurant. A massive undertaking, the stadium opened on time and budget to rave reviews, earning nods as the "Crown Jewel of the NFL."

Tampa Bay's training facility, which opened to high praise from across the National Football League in August 2006, is a technological marvel and sets a new standard of excellence for training facilities in the NFL. Kassewitz oversaw the entire interior design process for the team's 136,320 square-foot state-of-the-art training facility, which encompasses the daily functions for all of the Buccaneers' football and business operations.

One of the signatures of the training facility is the Tampa Bay Buccaneers Museum, which was designed and produced by Kassewitz. The museum brings the Buccaneers' history to life, including in-depth exhibits that tell the story of the franchise. Featured displays explore the creation of the team's uniform and logo, a description of Buccaneers head coaches since the team's inception in 1976, and the organization's move to Raymond James Stadium and One Buccaneer Place. Additional exhibits explain the history of the Tampa Bay Buccaneers Cheerleaders, the establishment of the Glazer Family Foundation, and the continual efforts by Buccaneers players to make an impact in the community. Included are features dedicated to the Buccaneers' Super Bowl victory, including special exhibits showcasing the Lombardi Trophy and Super Bowl ring earned in Super Bowl XXXVII.

The lobby also includes the spectacular Moment of Victory sculpture exhibit, which depicts the moment when the Buccaneers were assured of their first World Championship and commemorates Tampa Bay's victory over the Oakland Raiders in Super Bowl XXVII. Kassewitz not only came up with the concept for the sculptures, but oversaw the design and creation of this one-of-a-kind exhibit.

In addition to her responsibilities with the Glazer Family Foundation, she has served as Co-Chairwoman of the Make-A-Wish Foundation in Palm Beach. Kassewitz also serves on the Board of Manchester United Soccer Club, which has captured six titles since the Glazer family took over the club: five Premier League titles (2007, 2008, 2009 and 2011 and 2013), as well as the 2008 Champions League title.

Kassewitz graduated cum laude with a Bachelor of Science in Psychology from American University in 1990. She earned her Juris Doctorate from Suffolk Law School in 1993 and is a member of the New York State Bar Association. Kassewitz and her husband, Joel, reside in Tampa.

# REMEMBERING MALCOLM GLAZER

OWNERSHIP

PLAYERS

2015 REVIEW

HISTORY

RECORDS

SIDELINES

## AS OWNER OF THE BUCCANEERS, HE REINVENTED A FRANCHISE AND REINVIGORATED A COMMUNITY.

The path that brought Malcolm Glazer to purchase the Tampa Bay Buccaneers in 1995 originated in his father's watch-parts business in Rochester, N.Y., where the younger Glazer started working when he was 15. It is no surprise then, that upon taking over the Buccaneers, he wanted to know exactly what made the organization tick.

Malcolm Glazer passed away on May 28, 2014 at the age of 85. During his nearly two decades as owner and president of the Buccaneers, virtually every facet of the team was closely examined and, where necessary, rebuilt. The result was a stunning turnaround for what had been one of the NFL's long-struggling franchises.

Glazer inherited a team with a .300 winning percentage during its first 19 years of existence, one with just two division titles, a single playoff win and, of course, no championship trophies. In just two years, with a new coach on the sideline and bold new uniforms on the players, a 16-year playoff drought was over. The team would move into a gorgeous new stadium the following year, and win a division title and advance to the conference championship game the year after that. By January 2003, Glazer was triumphantly holding the Lombardi Trophy over his head, grinning from ear to ear while surrounded by a team that had just defeated the Oakland Raiders in Super Bowl XXXVII.

Positive changes continued without interruption. The Buccaneers moved into a new state-of-the-art training facility and headquarters in 2006, the most advanced NFL home in the league. They won three division titles in a seven-year span. In 1997, they started a string of consecutive game sellouts at Raymond James Stadium that would last a dozen years, an unprecedented run in franchise history. Glazer also landed Super Bowls XXXV and XLIII for Tampa, the third and fourth to be played in the city. Through it all, community outreach and customer service became central organizational goals.

But Glazer's desire to understand the Buccaneers' inner gears — and have them work with maximum efficiency — went beyond new buildings and organizational charts. He was keenly interested

in the people of the organization as well. He took great pleasure in greeting each player in the locker room with a handshake before and after games. He fostered a family atmosphere at team headquarters, according to a source no less credible than Hall of Famer Derrick Brooks. Brooks was one of many long-time Buccaneers who considered Mr. Glazer not just the team's owner but a personal friend.

"I'm proud to say — and I'm glad — that he's the only owner I ever played for," said Brooks, who was a first-round draft pick in 1995, the same year Glazer arrived.



Despite the team's decade-and-a-half of struggles, Glazer immediately realized that a passionate fan base existed. The area's obsession with the Buccaneers was ready to be rekindled if the team could show an unwavering commitment to winning.

Glazer and his family did exactly that, and they did it by being pioneers in the industry, creating innovative solutions for issues at all levels of the organization. They also did it by aggressively pursuing the right people to lead the team, and then providing them with the assets they needed to succeed.

And while Glazer restored the community's belief in its team, he also reached out

to those who needed help within that community. This was of such importance to him that in 1999 he established the Glazer Family Foundation, which has since donated millions and reached countless thousands in need. A new stadium and a striking new team facility now grace the region's skyline, but a third building in downtown Tampa is just as much a part of Malcolm Glazer's legacy: The Glazer Children's Museum, which opened its doors in 2010.

Malcolm Glazer left behind his wife, Linda, in addition to six children and 14 grandchildren. His children will continue to own and operate the franchise as they have throughout the family's ownership. They will do so by following the blueprint of a visionary man and a caring leader, a man who gave the franchise a new era of enormous success by caring about how the little details worked.



Brian A. Ford, Jr. joined the Buccaneers in 2006 and in his role oversees all aspects of the organization's day-to-day business operations and community involvement. He works directly with team ownership to ensure that Buccaneers fans, season pass members and corporate sponsors receive a first in class experience. Under Ford's leadership, the Buccaneers have consistently earned top ratings among NFL teams for consumer satisfaction by a leading market research firm.

Ford is currently overseeing a comprehensive renovation of Raymond James Stadium that is expected to exceed \$140 million. The first stage of this multi-year project was completed in 2014 and encompassed a complete redesign of the main level concession locations. The second phase is scheduled to be completed for the Buccaneers' 2016 season and is highlighted by the installation of new, state-of-the-art HD video boards in each end zone and four HD tower video displays in each corner of the lower bowl, giving the stadium a total video display area of 28,416 feed – the third-largest in the NFL. Also included will be a new, comprehensive sound system and concessions upgrades, in addition to the renovation of all luxury suites. The third phase of renovations – completed in time for the team's 2017 season – will include extensive overhauls of the east and west club lounges, expansions of the general concourses, construction of a team store and other general enhancements.


Prior to joining the Buccaneers, Ford was part of the team that opened Raymond James Stadium as the district manager with Fine Host Corporation in 1998. He remained in that capacity until 2006, when he began his career with the Buccaneers.

An active participant in and around the Tampa Bay area, Ford served as an executive committee member for the Super Bowl Host Committee for Super bowl XLVIII in 2009 and currently serves on the boards of Ronald McDonald House Charities of Tampa Bay, American Cancer Society CEOs Against Cancer, Sports Advisory Council for Special Olympics Florida, Saint Leo University Sport Business Advisory Council, and Tampa Bay Area Chiefs of Police Foundation. Ford has also been a driving force and annual participant in the team's annual Cut for a Cure event that has raised over \$110,000 for the National Pediatric Cancer Foundation over the past four years. In addition, Ford recently became a member of the Honorary Commander 927th Air Refueling Wing, which allows business men and women from the local community an opportunity for an up close and personal experience of the policies, programs and overall mission capability of the United States Air Force.

Ford, a native of Miramar, Florida, graduated from Florida State in 1989 with a B.S. in business administration. He is an avid runner and triathlete and competes in numerous events each year, including a marathon each of the past 12 years as well as several 70.3 Half Ironman events over this same time period.

He and his wife, Judy, live in Tampa, and have two sons, Brian III and Brandon. The couple is celebrating their 27th wedding anniversary this coming August. Judy is an active member of the Buccaneer Women's Organization, which hosts charitable functions and community service projects in Tampa Bay throughout the year. Oldest son Brian III is a junior at Florida State University while Brandon, a recent high school graduate, will join him this upcoming fall as a freshman at their parents' alma mater.

# BUCCANEERS IN THE COMMUNITY



## BUCCS CARE MISSION:

### BE CHAMPIONS FOR OUR COMMUNITY

We are dedicated to making a difference in the Tampa Bay area through programming that will *inspire, equip* and *celebrate* the “Champion” in each of us.

## INSPIRE

Motivate and encourage each other to push beyond our limits and reach new heights.



### BUCCANEERS ACADEMY

The Buccaneers Academy Program is an unyielding commitment to Tampa Bay area youth that furthers the mission of the Glazer family to better the lives of children and families within the Central Florida community. Innovative and interactive classroom programming supplied by the Tampa Bay Buccaneers offers year-round support to 24 Hillsborough County Public Schools. In turn, Buccaneers Academies impact more than 14,000 students and 2,100 teachers.

### GLAZER CHILDREN'S MUSEUM

With an average of 200,000 visitors a year, the Glazer Children's Museum's goal is to create a casual environment created specifically for the cultivation of learning for young children. The institution provides exhibits designed for kids to have long-lasting hands-on experiences while opening their minds to the possibilities of their future. A combination of permanent and traveling exhibits, comprehensive year-round programs, and special events provide children, parents, caregivers and teachers a rich and ever-changing environment for playful learning. For more information about the Glazer Children's Museum, visit [www.glazermuseum.org](http://www.glazermuseum.org).



## EQUIP

Provide skills, knowledge and other resources to create access to brighter futures for our community through targeted programming.



### GLAZER FAMILY FOUNDATION VISION MOBILE

Started as a personal passion to improve the lives of children who struggled in school due to lack of proper vision, the Glazer Foundation Vision Mobile is an interactive mobile eye clinic for children and visits more than 60 Title I elementary schools in Hillsborough and Pinellas counties each year. Since the program's inception in 2009, it has screened more than 65,000 children, conducted a remarkable 11,000 eye exams and given out over 9,000 pairs of glasses free of charge and has been recognized by the Hillsborough County Public School Board. But more than the tangible impact of the program, the true value of the Vision Mobile lies in its ability to alter the lives of Tampa Bay youth by opening their eyes to learning.



### TAMPA BAY SPORTS COMMISSION

Since 1999, the Glazer Family Foundation has been committed to supporting Bay Area amateur youth athletics. Through a significant annual donation to the Tampa Bay Sports Commission, the Glazer family seeks to inspire future generations of youth athletes. Since inception, the Glazer Family Foundation has donated over \$1,000,000 to the Tampa Bay Sports Commission. For more information about the Tampa Bay Sports Commission, visit [www.tampabaysports.org](http://www.tampabaysports.org).

## CELEBRATE

Honor and recognize the outstanding achievements of our neighbors in the Tampa Bay Area.



### SALUTE TO SERVICE

Every year, as a part of the NFL-wide Salute to Service initiative, a regular-season game is dedicated to honoring the service of military men and women. In addition to players wearing camouflage accents with their uniform, in-game features have included an Air Force flyover, a military coin toss captain and military organizations performing the National Anthem prior to game start. As an expansion to the NFL's program, the Tampa Bay Buccaneers proudly support military men and women within the Tampa Bay community throughout the season. During every home game, together with the USO Central Florida, the Buccaneers celebrate a Hero of the Game, as well as invite servicemen and servicewomen to watch the game from our exclusive Tampa Bay Buccaneers Salute to Service Suite.



### TREASURE CHEST 5K

The Tampa Bay Buccaneers are proud to raise awareness in the fight against breast cancer. Through efforts such as the Treasure Chests 5K, the Bucs contribute thousands of dollars each year to support research and patient services in the Bay area. The Buccaneers began hosting the Treasure Chests 5K Run/Walk & Corporate Challenge in 2013. Each year, thousands of runners take to the streets around Raymond James Stadium to raise money and awareness in the fight against breast cancer. Since its inception, the race has raised more than \$100,000, with proceeds going to the American Cancer Society, the Florida Cancer Specialists Foundation, the Florida Hospital Foundation and the Moffitt Cancer Center. For more information and to support the cause, visit [www.buccaneers.com/treasurechest5k](http://www.buccaneers.com/treasurechest5k).

COMMUNITY

PLAYERS

HISTORY

RECORDS

SIDELINES





General Manager Jason Licht was named the fifth general manager in franchise history on January 21, 2014. Licht (pronounced LIGHT) owns two decades of scouting and player personnel experience with five organizations. In 20 NFL seasons, including one as a coach, the clubs that Licht has worked for have amassed a 172-148 (.546) record, nine playoff appearances, eight division championships, four conference championships and one Super Bowl title.

In 2015, Licht oversaw one of the most important selections in Buccaneers franchise history, as the team held the No. 1 overall pick for the first time since 1987. With that top overall pick, Licht selected quarterback Jameis Winston, who went on to establish team rookie records in nearly every passing category, including pass attempts (535), pass completions (312), passing yards (4,042), passing touchdowns (22) and passer rating (84.2). Winston was voted Pepsi NFL Rookie of the Year and earned a trip to the 2016 Pro Bowl, to go along with a selection to the PFWA All-Rookie Team.

But Winston was just the beginning of what shaped up to be one of the best drafts in team history, as the team spent second round selections on tackle Donovan Smith (34th overall) and guard Ali Marpet (61st overall), as well as a fourth round pick on linebacker Kwon Alexander (124th overall). All three players were starters from Game 1 and each of them earned a spot on the PFWA All-Rookie Team alongside Winston.

Marpet (13 starts) and Smith (16 starts) were key members of the Buccaneers offensive line that blocked for the NFL's second-leading rusher (Doug Martin – 1,402 yards) and tied for the fourth-fewest sacks allowed in the league, after ranking 29th in rushing and 29th in sacks allowed in the previous season.

Alexander started 12 games, totaling 93 tackles, six tackles for loss, nine passes defended, 3.0 sacks, two interceptions, two forced fumbles and one fumble recovery. His 93 tackles ranked second on the team and were the third-most by a rookie this season, while his nine passes defended were tied for the third-most by a linebacker in the NFL. He was one of three players in the league to post at least 90 tackles, five passes defended, 3.0 sacks, two interceptions, two forced fumbles and one fumble recovery (also Lavonte David & Thomas Davis).

Licht joined the Buccaneers in 2014, on the heels of two seasons with Arizona as the vice president of player personnel, working under general manager Steve Keim, who has earned NFL Executive of the Year honors from both Pro Football Talk and Sporting News. Licht's first draft pick with Tampa Bay, wide receiver Mike Evans, was selected seventh overall in the 2014 NFL Draft and went on to have a stellar rookie season, finishing with 68 receptions for 1,051 yards and 12 touchdowns and being named to the PFWA, NFL.com, ESPN.com and SI.com All-Rookie Teams.

Licht first worked for the Cardinals in 2008 as a personnel executive, before leaving to spend three seasons as director of pro personnel with New England. He returned to Arizona in 2012 as director of player personnel before being promoted to the vice president position.

In addition, Licht's career has intersected with some of the NFL's greatest head coaches, including Don Shula, Jimmy Johnson, Bill Belichick and Andy Reid. In all, Licht has worked alongside seven head coaches who have led a team to a Super Bowl (Shula, Johnson, Belichick, Reid, Pete Carroll, Lovie Smith, Ken Whisenhunt) and seven who have won AP Coach of the Year honors in their careers (Shula, Johnson, Belichick, Reid, Dom Capers, Bruce Arians and Lovie Smith).

While with Arizona, Licht worked directly with the head coach and general manager on player acquisition and contract negotiations, as well as leading the club's scouting efforts as he oversaw both the college and pro scouting departments. The 2013 season saw the Cardinals improve to 10-6 from a 5-11 campaign the previous year.

Licht first worked with the Cardinals as a personnel executive in 2008 when Arizona won the NFC West and advanced to the Super Bowl. He then spent three seasons (2009-11) as director of pro personnel with the New England Patriots, where he was responsible for monitoring every NFL roster with an emphasis on scouting talent of upcoming pro free agents, while also maintaining depth on New England's roster. The Patriots were AFC East champions in each of those three seasons and advanced to the Super Bowl following the 2011 campaign.



Licht spent five years with the Philadelphia Eagles (2003-07), first serving as the club's assistant director of player personnel before being promoted to vice president of player personnel for his final two seasons. The team won three NFC East titles during that span and earned a berth in Super Bowl XXXIX.

Prior to joining Philadelphia, Licht enjoyed his first stint in New England, serving as a scout and assistant director of player personnel from 1999-2002, a stretch that included a victory in Super Bowl XXXVI. He was part of a front office that drafted core pieces of the three-time Super Bowl champions, such as Damien Woody, Kevin Faulk, Tom Brady, Richard Seymour, Matt Light, and Deion Branch.

Licht began his NFL career with the Miami Dolphins in 1995, where he worked as a scouting department assistant before spending the 1996 season as an offensive assistant/quality control coach. In 1997, he worked for National Football Scouting, a college football scouting service, before joining the Carolina Panthers' scouting staff in 1998.

Licht played linebacker and guard at the University of Nebraska from 1989-91 before transferring to Nebraska-Wesleyan, where he was an all-conference defensive tackle. He and his wife, Blair, have three children: Charlie, Zoe and Theo.

## NOTABLE PLAYERS DRAFTED WITH LIGHT

Below is a list of players who have earned postseason honors after being drafted by a team that Licht worked for:

Name, Pos.	Drafted (Rd.-Pick)	Team	Notes
Damien Woody, OL	1999 (1-17)	NE	2002 Pro Bowl, 2x SB Champion (XXXVI, XXXVIII)
Kevin Faulk, RB	1999 (2-46)	NE	Patriots All-2000s Team, 50th Anniversary Team
Tom Brady, QB	2000 (6-199)	NE	2x NFL MVP, 3x Super Bowl MVP
Richard Seymour, DE	2001 (1-6)	NE	NFL 2000s All-Decade Team, 7x Pro Bowl, 5x All-Pro
Matt Light, T	2001 (2-48)	NE	3x Pro Bowl, All-Pro (2001)
Deion Branch, WR	2002 (2-65)	NE	Super Bowl XXXIX MVP
Shawn Andrews, G	2004 (1-16)	PHI	Eagles 75th Anniversary Team, 3x Pro Bowl, 2x All-Pro
Trent Cole, DE	2005 (5-146)	PHI	2x Pro Bowl, All-Pro (2009), 2x Top 100 Player Choice
Stewart Bradley, LB	2007 (3-87)	PHI	SI All-Pro, (2008)
DeSean Jackson, WR	2008 (2-49)	PHI	3x Pro Bowl, PFWA All-NFC (2009) 2nd-Team All-Pro (2009)
Julian Edelman, WR	2009 (7-232)	NE	SB Champion (XLIX), #91 on Top 100 Players (2015)
Devin McCourty, DB	2010 (1-27)	NE	SB Champion (XLIX), 2x All-Pro, Pro Bowl (2010)
Rob Gronkowski, TE	2010 (2-42)	NE	SB Champion (XLIX), 4x Pro Bowl, 4x All-Pro
Nate Solder, T	2011 (1-17)	NE	SB Champion (XLIX), 2011 All-Rookie Selection
Chandler Jones, DE	2012 (1-21)	NE	SB Champion (XLIX), Pro Bowl (2015)
Tyrann Mathieu, DB	2013 (3-69)	ARI	All-Pro & Pro Bowl (2015), PFWA All-Rookie Selection
<b>Mike Evans, WR</b>	<b>2014 (1-7)</b>	<b>TB</b>	<b>PFWA All-Rookie Selection</b>
<b>Jameis Winston, QB</b>	<b>2015 (1-1)</b>	<b>TB</b>	<b>Pro Bowl (2016), PFWA All-Rookie Selection</b>
<b>Donovan Smith, T</b>	<b>2015 (2-34)</b>	<b>TB</b>	<b>PFWA All-Rookie Selection</b>
<b>Ali Marpet, G</b>	<b>2015 (2-61)</b>	<b>TB</b>	<b>PFWA All-Rookie Selection</b>
<b>Kwon Alexander, LB</b>	<b>2015 (4-124)</b>	<b>TB</b>	<b>PFWA All-Rookie Selection</b>

## DIRK KOETTER HEAD COACH



Dirk Koetter was named the 11th head coach in franchise history on January 15, 2016. He is in his second season with the team, after serving as offensive coordinator in 2015.

In his first season with Tampa Bay (2015), Koetter helped pilot one of the most successful offenses in the NFL and one of the best in team history. The team set the franchise record for total yards (6,014 – 357.0 per game), while posting the second-most rushing yards (2,162 – 135.1 per game) and second-most passing yards (3,852 – 240.8 per game), along with the fifth-most total points (342 – 21.4 per game). Tampa Bay ranked fifth in the NFL in yards per game (375.9), fifth in rushing yards per game (135.1) and second in the league in rush average (4.75). It marked the first time in franchise history that the Buccaneers have finished in the Top five in total offense.

Much of Tampa Bay's offensive success in 2015 came at the hands of rookie quarterback Jameis Winston, who accounted for 28 total touchdowns (22 passing, six rushing). Koetter also helped guide Winston to 4,042 passing yards, which were the second-most in a single season in team history and the third-most by a rookie in NFL history. Winston's 22 passing touchdowns were tied for the fourth-most in a single season in team history and the fourth-most by a rookie in NFL history. His six rushing touchdowns and 28 combined touchdowns were the most in a single season by a Buccaneers quarterback, while his 28 total touchdowns were tied for the third-most by a rookie in NFL history.

Prior to Koetter's arrival, the Buccaneers ranked 29th in rushing and tied for 29th in sacks allowed in 2014. This past season, under Koetter's guidance, the unit completed an impressive turnaround. Despite starting two rookies on the offensive line, Tampa Bay still managed to block for the NFL's second-leading rusher (Doug Martin – 1,402 yards) and tied for the fourth-fewest sacks in the league. While Martin was a large part of the team's success running the ball, he was aided by running back Charles Sims, who totaled 1,090 scrimmage yards (107 rushes for 529 yards, 51 catches for 561 yards). Sims averaged 6.9 yards per touch, the most by any player in the NFL with at least 150 touches since 2011 (Darren Sproles in 2011, 7.6 avg.). Martin and Sims' combined 2,566 yards from scrimmage were the most by a running back duo in the NFL in 2015 and set a franchise record for backfield teammates.

Koetter also played a key role in revamping the Buccaneers' passing game. Part of the team's success passing the ball came from targeting top wide receiver Mike Evans, who caught 74 passes for 1,206 yards. His 1,206 yards are the seventh-most in a single season in team history and stood as the 11th-most in the league last season. Sims' 561 receiving yards were the fourth-most by a running back in the NFL in 2015, while his four receiving touchdowns set a franchise record and tied for the second-most in the league by a running back.

Koetter joined the Buccaneers after three seasons working as the offensive coordinator for the Atlanta Falcons (2012-14). During his three seasons with Atlanta, the team cumulatively ranked second in the NFL in completion percentage (67.4), third in third-down conversion percentage (44.1), fourth in passing yards (277.2 per game), ninth in passing touchdowns (86), ninth in passer rating (93.9), 10th in points (24.0 per game) and 10th in total yardage (363.5 per game), while posting the second-fewest penalties (243) and penalty yards (2,043), seventh-fewest turnovers (69) and the ninth-lowest interception percentage (2.4) in the league. Koetter was part of the Falcons staff that went 13-3 in 2012 and played in the NFC Championship Game.

Under Koetter, Falcons quarterback Matt Ryan posted the three of the four highest passing yardage seasons in franchise history, as well as three of the five highest completion percentage seasons. In 2012, Ryan set franchise records and personal bests in passing yards (4,719), completion percentage (68.6) and passing touchdowns (32), while recording the second-highest passer rating mark in Falcons history (99.1). Atlanta wide receivers also flourished under Koetter, with Julio Jones setting a franchise record and ranking third in the NFL in receiving yards in 2014 with 1,593 yards. In those three seasons, the Falcons had a different player lead the team in receiving yards each season (Roddy White, 2012; Harry Douglas, 2013; Jones, 2014).

While Koetter was in charge of the Falcons' offense, he coached three players to Pro Bowl appearances (Julio Jones, 2012, 2014; Tony Gonzalez, 2012-13; Matt Ryan, 2012), with Gonzalez earning first-team All-Pro honors in 2012. In his first season with Koetter in 2012, Gonzalez set a franchise record for receiving yards by a tight end, recording 93 catches for 930 yards – the most he had recorded in either category since 2008. That same season, Jones and White combined for 2,549 receiving yards, the most by a duo in the NFL.

Prior to joining the Falcons, Koetter spent five seasons as the offensive coordinator of the Jacksonville Jaguars (2007-11). In his five years with the Jaguars, the team cumulatively ranked third in the NFL in rushing yards (132.0 per game) and sixth in rushing average (4.41). Koetter's Jacksonville offenses also showed a penchant for taking care of the football, tallying the seventh-fewest turnovers in the league during that time.

Koetter had immediate success in Jacksonville, with his 2007 team setting franchise records in points (25.7 per game, sixth in the NFL) and total offense (357 yards per game, seventh in the NFL). In his first season as the starter, quarterback David Garrard ranked third in the NFL and set a franchise record in passer rating (102.2), throwing a league-low three interceptions, while leading the team to a Wild Card playoff berth and a win over the Pittsburgh Steelers. In 2008, Garrard threw for a career-best 3,620 yards and in 2010 he tossed 23 touchdowns, a career high and a franchise record.

While with the Jaguars, Koetter coached four different players to six Pro Bowl selections, including running back Maurice Jones-Drew, who earned three trips to the Pro Bowl and led the NFL in rushing in 2010 en route to earning an All-Pro selection. Koetter also helped tight end Mercedes Lewis earn a Pro Bowl berth following the 2010 season, when Lewis caught 10 touchdown passes, then tied for the most in a season in Jaguars history.

Before joining the Jaguars, Koetter spent 22 years at the collegiate level, the final six as the head coach at Arizona State (2001-06). In his six seasons with the Sun Devils, Koetter led the team to four bowl games, posting a 40-34 record. Working as both the head coach and offensive coordinator, he helped Arizona State average nearly 30 points per game over six seasons, while ranking in the top 20 in the nation in passing offense in five of his six years. In addition, five of the six Sun Devil teams during Koetter's tenure produced a 1,000-yard receiver and quarterbacks that threw for 20 or more touchdowns in five of six seasons.

Koetter's first head coaching opportunity came at Boise State, where he spent three seasons (1998-2000), finishing with a 26-10 record and two consecutive bowl wins. He was a two-time Big West Coach of the Year and two-time conference champion.

A native of Pocatello, Idaho, Koetter played collegiately at Idaho State (1978-81), helping his team to a Division I-AA national championship as a senior. He graduated with a bachelor's degree in physical education and earned a master's in athletic administration a year later. After getting his master's, he became the head coach at Highland (Idaho) High School, where he worked from 1983-84, going 19-4 and winning the 1984 state championship.

In 1985, Koetter worked as the offensive coordinator at San Francisco State and from 1986-88 was the offensive coordinator and quarterbacks coach at the University of Texas El-Paso. He then served as offensive coordinator/quarterbacks coach at Missouri from 1989-93 and offensive coordinator at Boston College (1994-95) and Oregon (1996-97).

Koetter, 57, and his wife, Kim, have two daughters, Kaylee and Kendra, and two sons, Derek and Davis.

<u>YEARS</u>	<u>POSITION</u>
1978-81	Idaho State, Player
1983-84	Highland High School, Head Coach
1985	San Francisco State, Offensive Coordinator
1986	Texas-El Paso, Quarterbacks Coach
1987-88	Texas-El Paso, Offensive Coordinator & Quarterbacks Coach
1989-93	Missouri, Offensive Coordinator
1994-95	Boston College, Offensive Coordinator
1996-97	Oregon, Offensive Coordinator
1998-2000	Boise State, Head Coach
2001-06	Arizona State, Head Coach
2007-11	Jacksonville Jaguars, Offensive Coordinator
2012-14	Atlanta Falcons, Offensive Coordinator
<b>2015</b>	<b>Tampa Bay Buccaneers, Offensive Coordinator</b>
<b>2016</b>	<b>Tampa Bay Buccaneers, Head Coach</b>

## NOTABLE PLAYERS UNDER KOETTER

### DAVID GARRARD

- Pro Bowl Selection (2009)

### TONY GONZALEZ

- 2x Pro Bowl Selection (2012, 2013)
- First-team AP All-Pro (2012)

### JULIO JONES

- 2x Pro Bowl Selection (2012, 2014)
- First-team AP All-Pro (2014)

### MAURICE JONES-DREW

- 3x Pro Bowl Selection (2009, 2010, 2011)
- First-team AP All-Pro (2011)
- 2x Sporting News All-Pro (2009, 2010)
- 2x PFWA All-NFL/All-AFC Team (2009, 2011)
- Led NFL in rushing in 2011

### MARCEDES LEWIS

- Pro Bowl Selection (2010)
- Pro Football Focus All-Pro (2010)

### LOGAN MANKINS

- Pro Bowl Selection (2015)

### DOUG MARTIN

- Pro Bowl Selection (2015)
- First-team AP All-Pro (2015)

### MATT RYAN

- 2x Pro Bowl Selection (2012, 2014)
- NFC Offensive Player of the Month (Sept. 2012)

### FRED TAYLOR

- Pro Bowl Selection (2007)
- Second-team AP All-Pro (2007)
- 2007 FedEx Ground Player of the Year

### JAMEIS WINSTON

- Pro Bowl Selection (2015)
- NFL Offensive Rookie of the Month (Nov. 2015)
- 3x Pepsi NFL Rookie of the Week
- FedEx Air Player of the Week

-

## NATE KACZOR SPECIAL TEAMS COORDINATOR



Nate Kaczor enters his first season as special teams coordinator with the Tampa Bay Buccaneers in 2016.

Kaczor (pronounced Kat-sir) comes to Tampa Bay having spent the past four seasons with the Tennessee Titans, the past three as the teams' special teams coordinator (2013-15) after being hired as the assistant offensive line coach in his first season (2012). In 2015, the Titans tied for the NFL lead in special teams takeaways, while in 2013 Kaczor's unit ranked in third in the league in opponent punt return average and eighth in kickoff return average.

In three seasons under Kaczor, Titans punter Brett Kern tied for the third-most punts inside the 20 (94) in the NFL. In 2015, despite punting 88 times, Kern saw only one touchback on the year. In 2014, Kern posted a net average of 40.8, a career best and a Titans franchise record. Kaczor also worked with kicker Ryan Succop, who set a career high in field goal percentage in 2015 (87.5), surpassing the career best he had established the season before.

Kaczor entered the NFL as an assistant special teams coach with the Jacksonville Jaguars, working there from 2008-11. During those four years, Jacksonville had one of the league's top special teams coverage units, allowing the lowest punt return average in the NFL (6.5 avg.) and the eighth-lowest kickoff return average (21.8 avg.). In each of Kaczor's final two seasons, Montell Owens earned Pro Bowl recognition as a special teams player.

Prior to joining the NFL, Kaczor spent 17 years coaching in college, the final two working as offensive coordinator (2007) and tight ends coach (2006) at Louisiana-Monroe. In his only season as offensive coordinator, the team ranked second in the Sun Belt Conference in rushing offense and averaged its most points scored since 1993. Before his time at Louisiana-Monroe, Kaczor spent two seasons (2004-05) as the co-offensive coordinator/tight ends coach at Idaho and four seasons as offensive coordinator/quarterbacks coach at Nebraska-Kearney (2000-03). Kaczor began his coaching career as an offensive assistant at his alma mater, Utah State, working as an offensive assistant for nine seasons (1991-99), helping the team win three conference championships.

A center at Utah State, Kaczor was a team captain, who earned all-conference honors in 1989. A native of Scott City, Kansas, he and his wife, Angie, have two children, Kaylee and Micah.

### KACZOR AT A GLANCE

YEARS	POSITION
1987-89	Utah State, Player
1991-99	Utah State, Offensive Assistant
2000-03	Nebraska-Kearney, Offensive Coordinator/Quarterbacks Coach
2004-05	Idaho, Co-Offensive Coordinator/Tight Ends Coach
2006	Louisiana-Monroe, Tight Ends Coach
2007	Louisiana-Monroe, Co-Offensive Coordinator
2008-11	Jacksonville Jaguars, Assistant Special Teams Coach
2012	Tennessee Titans, Assistant Offensive Line Coach
2013-15	Tennessee Titans, Special Teams Coordinator
<b>2016-</b>	<b>Tampa Bay Buccaneers, Special Teams Coordinator</b>

## TODD MONKEN

### OFFENSIVE COORDINATOR/WIDE RECEIVERS



Todd Monken begins his first season as offensive coordinator/wide receivers coach with the Tampa Bay Buccaneers in 2016.

Monken comes to Tampa Bay from Southern Mississippi, where he spent the past three seasons as the school's head coach (2013-15). After taking over a program that had finished 0-12 the previous season, Monken oversaw a dramatic turnaround that turned the Golden Eagles into postseason bowl participants by the end of his third campaign. Under Monken's guidance, Southern Miss posted a 9-5 record in 2015, winning the Conference USA West division and earning an appearance in the Heart of Dallas Bowl.

In 2015, Monken's Southern Miss team ranked in the top 20 in the country in scoring offense (13th, 39.9 ppg), passing offense (12th, 329.7 ypg) and total offense (12th, 509.5 ypg), all of which ranked second in Conference USA. Monken's offense was one of the most explosive in the NCAA, with the Golden Eagles leading the nation in plays of 20+ yards (109) and ranking second in the country in plays of 30+ yards (54). He also oversaw the development of junior quarterback Nick Mullens, who set school records for passing yards (4,476), total touchdowns (41), passing touchdowns (38), completions (331) and pass attempts (521). Additionally, running backs Ito Smith and Jalen Richard each recorded at least 1,000 rushing yards and 10 rushing touchdowns, while senior wide receiver Mike Thomas set school records in receptions (71), receiving yards (1,391) and receiving touchdowns (14). The Golden Eagles had 10 players named first- or second-team All-Conference USA in 2015, up from one such selection in 2013 and two in 2014.

Before joining Southern Miss, Monken spent two seasons as the offensive coordinator and quarterbacks coach for Oklahoma State (2011-12), his second stint with the Cowboys, after having worked as the passing game coordinator and wide receivers coach from 2002-04. During his time as offensive coordinator, the team set school season records for total offensive yards, passing yards, completion percentage, points scored and passing touchdowns.

In 2012, Oklahoma State ranked in the top 10 nationally in scoring offense (4th, 44.7 ppg), total offense (5th, 548.9 ypg) and passing offense (7th, 333.4 ypg). In 2011, Monken tutored quarterback Brandon Weeden, who helped lead the Cowboys to a school-record 12 wins, while setting single-season school records in pass attempts (565), completions (409), passing yards (4,727), passing touchdowns (37) and completion percentage (72.4) and ranking in the top 10 nationally in passing yards, touchdown passes and passing efficiency. Weeden and wide receiver Justin Blackmon – the 2011 Biletnikoff Award Winner – were each first round picks in the 2012 NFL Draft. Blackmon set a school record with 121 receptions in 2011.

Prior to his second stint at Oklahoma State, Monken spent four seasons (2007-10) working as the wide receivers coach for the Jacksonville Jaguars. In his time with Jacksonville, Monken coached Reggie Williams, who set the then-team record with 10 touchdown receptions in 2007, as well as Mike Sims-Walker and Mike Thomas, both of whom had career highs in receiving yards under Monken.

Before entering the NFL, Monken served as the passing game coordinator/wide receivers coach at LSU from 2005-06, where he helped develop future first-round NFL Draft selections Dwayne Bowe and Buster Davis. He went to LSU after his first stint at Oklahoma State (2002-04).

Monken began his coaching career at Grand Valley State, spending two seasons as a graduate assistant (1989-90), before holding the same title at Notre Dame (1991-92). He then went on to Eastern Michigan, where he worked as the defensive backs/wide receivers coach (1993-97), before being elevated to the offensive coordinator/quarterbacks coach (1998-99). Prior to joining the Oklahoma State staff, Monken served as the running backs coach (2000) and the wide receivers coach (2001) at Louisiana Tech.

A native of Wheaton, Ill., Monken was a three-year letterwinner at quarterback for Knox College. He earned a bachelor's degree in economics (1989) and followed with a master's degree in education leadership from Grand Valley State. He is a member of the Knox College Athletic Hall of Fame. He and his wife, Terri, have one son, Travis.

YEARS	POSITION
1987-89	Knox College, Player
1989-90	Grand Valley State, Assistant
1991-92	Notre Dame, Graduate Assistant
1993-97	Eastern Michigan, Defensive Backs & Wide Receivers Coach
1998-99	Eastern Michigan, Offensive Coordinator & Quarterbacks Coach
2000	Louisiana Tech, Running Backs & Wide Receivers Coach
2000	Louisiana Tech, Wide Receivers Coach
2002-04	Oklahoma State, Passing Game Coordinator & Wide Receivers Coach
2005-06	Louisiana State, Passing Game Coordinator & Wide Receivers Coach
2007-10	Jacksonville Jaguars, Wide Receivers Coach
2011-12	Oklahoma State, Offensive Coordinator & Quarterbacks Coach
2013-15	Southern Mississippi, Head Coach
<b>2016-</b>	<b>Tampa Bay Buccaneers, Offensive Coordinator/Wide Receivers Coach</b>



Mike Smith begins his first season as defensive coordinator with the Tampa Bay Buccaneers in 2016.

Smith joins Tampa Bay with 16 years of NFL experience, most recently having spent seven seasons as the head coach of the Atlanta Falcons. While with Atlanta (2008-14), Smith posted a record of 66-46, tied for the seventh-most wins in the NFL during that timeframe. Named Sporting News Coach of the Year three times (2008, 2010 & 2012), Smith recorded 56 wins in his first five seasons, the second-most by a first-time head coach in NFL history. The Falcons won two NFC South division titles under Smith, while making four postseason appearances, including a trip to the NFC Conference Championship in 2012.

Under Smith's guidance, Atlanta's defense saw two top five finishes is fewest points allowed as well as interceptions (2010, 2012). Smith helped several players post career years, including defensive end John Abraham, who tallied a career-best 16.5 sacks in 2008, the third-most in the NFL, leading to a second-team All-Pro selection. Abraham earned a Pro Bowl berth and first-team All-Pro honors after notching 13.5 sacks in 2010, the fifth-most in the league. Abraham totaled 54.5 sacks in Smith's defense, the fourth-most in the NFL during that time. He also saw excellent play from his defensive backs, with CB Brent Grimes (2010/11), Thomas DeCoud (2012/13) and William Moore (2012/13) all earning Pro Bowl selections while playing for Smith.

Prior to his time in Atlanta, Smith spent five seasons (2003-07) as the Jacksonville Jaguars' defensive coordinator. With Smith's leadership, Jacksonville proved to be one of the best defenses in the NFL, allowing the fourth-fewest yards per game (300.1) and points per game (18.2) during that timeframe. Smith's defenses were equally adept at handling the run and the pass, as the team allowed the third-lowest rushing average (3.75) and fifth-fewest rushing yards (99.5 per game) and rushing touchdowns (49), while conceding the sixth-lowest passer rating (76.9) and recording the eighth-most interceptions (90).


Smith began his NFL career with the Baltimore Ravens, entering the league as a defensive assistant/defensive line coach (1999-2001), before being elevated to linebackers coach in 2002. Smith was part of the coaching staff that won Super Bowl XXXV, behind a defense that allowed only 165 points (10.3 points per game), an NFL record in a 16-game season. In his one season as linebackers coach, Smith worked with Ray Lewis, who earned All-Pro honors, and Peter Boulware, who was elected to the Pro Bowl.

Before entering the NFL ranks, Smith spent 12 seasons at Tennessee Tech (1987-98). He was the Golden Eagles' defensive coordinator for the last three seasons (1996-98), including two top 10 finishes in total defense (1997 & 1998). He joined the Tennessee Tech staff as the defensive line coach (1987) and then served as the Special Teams Coordinator from 1988-95. In his final season with the Golden Eagles, Smith was promoted to assistant head coach on top of his defensive coordinator duties.

Smith played collegiately at East Tennessee (1977-81) and was named defensive MVP twice. He and his wife, Julie, have one daughter, Logan.

#### SMITH AT A GLANCE

YEARS	POSITION
1977-81	East Tennessee, Player
1982	Winnipeg Blue Bombers (CFL), Player
1982	San Diego State, Graduate Assistant
1983-85	San Diego State, Linebackers Coach
1986	Morehead State, Defensive Line Coach
1987	Tennessee Tech, Defensive Line Coach
1988-95	Tennessee Tech, Special Teams Coordinator
1996-98	Tennessee Tech, Defensive Coordinator
1999-2001	Baltimore Ravens, Defensive Asst. & Defensive Line Coach
2002	Baltimore Ravens, Linebackers Coach
2003-07	Jacksonville Jaguars, Defensive Coordinator
2008-14	Atlanta Falcons, Head Coach
2016-	<b>Tampa Bay Buccaneers, Defensive Coordinator</b>



Mike Bajakian begins his second season as quarterbacks coach with the Tampa Bay Buccaneers in 2016.

In his first season with the Buccaneers, Bajakian (pronounced buh-JAKE-ee-an) coached rookie quarterback Jameis Winston, who helped guide Tampa Bay's offense to a Top five finish in the NFL and the most yards in team history. Winston finished the season completing 312-of-535 passes (58.3 pct.) for 4,042 yards, with 22 passing touchdowns and six rushing touchdowns. Winston set team rookie records for passing yards, passing touchdowns, pass attempts, pass completions and passer rating (84.2). His 4,042 passing yards were the second-most in a single season in team history and the third-most by a rookie in NFL history. Winston's 22 passing touchdowns were tied for the fourth-most in a single season in team history and the fourth-most by a rookie in NFL history. His six rushing touchdowns and 28 combined touchdowns were the most in a single season by a Buccaneers quarterback, while his 28 total touchdowns were tied for the third-most by a rookie in NFL history.

Bajakian came to Tampa Bay from the University of Tennessee, where he spent the previous two seasons (2013-14) as the team's offensive coordinator. Bajakian was part of the coaching staff that helped the 2014 Volunteers earn the school's first bowl game appearance since 2010 and first bowl victory since 2007, winning the 2015 Taxslayer Bowl. Tennessee went 4-1 in the final five games of the season, behind sophomore quarterback Joshua Dobbs, who set a Tennessee single-game record for rushing yards by a quarterback in a win over South Carolina. In that same game, the team tied a school record with 35 first downs, en route to racking up 645 yards of offense, its most against an SEC opponent since 1997. During the team's 4-1 stretch to end the season, it averaged 37 points per game, including three games of at least 45 points. In his first season with Tennessee, the team rushed for 2,261 yards, its most since 2004.



Prior to joining the Volunteers, Bajakian worked as the offensive coordinator and quarterbacks coach for the University of Cincinnati (2010-12). While with the Bearcats, quarterback Zach Collaros became only the second passer in school history to throw for 6,000 yards (6,278) and 50 touchdowns (51). Cincinnati won conference titles in each of the final two seasons that Bajakian coached there, with the 2012 team leading the Big East in scoring offense, rushing offense and yards per play. The 2011 team also led the Big East in rushing, producing the Conference Offensive Player of the Year in running back Isaiah Peard. The 2010 squad led the Big East in scoring offense, total offense and passing offense.

From 2007-09, Bajakian worked as the offensive coordinator and quarterbacks coach for Central Michigan, where he had previously worked as the quarterbacks coach (2002-03). In his three seasons as the Chippewas' offensive coordinator, the team posted its three highest-scoring offenses since joining the MAC in 1975 and his offenses set or broke more than 30 school records. Led by quarterback Dan LeFevour, who ended his career with 150 touchdowns – then an NCAA FBS-record – and Antonio Brown, who set season and career marks for total receptions and 1,000-yard seasons, the Chippewas won conference championships in 2007 and 2009. LeFevour, a two-time MAC Offensive Player of the year, finished his career with 15,853 yards of total offense, then the NCAA's second-highest career total.

Bajakian has previously worked in the NFL, working with the wide receivers as the Chicago Bears offensive quality control coach for three seasons (2004-06). He was a member of the 2006 Bears team that won the NFC Championship and played in Super Bowl XLI.

In 1996, Bajakian got his start in coaching, spending two seasons (1996-97) as the quarterbacks coach and passing game coordinator for Delbarton School (Morristown, New Jersey). He also coached at Rutgers (graduate assistant/defensive backs, 1998-99), Sacred Heart (quarterbacks coach, 2000) and Michigan (graduate assistant/quarterbacks, 2000-01), before his first stint with Central Michigan in 2002.

A native of River Vale, New Jersey, Bajakian was an All-New England Small College Athletic Conference and All-ECAC quarterback at Williams College. He and his wife, Michelene, have four children: Mary, Anna, Emma and Sammy and are expecting their fifth child in November.

#### BAJAKIAN AT A GLANCE

YEARS	POSITION
1992-1996	Williams College, Player
1996-97	Delbarton School, Quarterbacks & Passing Game Coordinator
1998-99	Rutgers, Graduate Assistant, Defensive Backs
2000	Sacred Heart, Quarterbacks
2000-01	Michigan, Graduate Assistant, Quarterbacks
2002-03	Central Michigan, Quarterbacks
2004-06	Chicago Bears, Offensive Quality Control, Wide Receivers
2007-09	Central Michigan, Offensive Coordinator & Quarterbacks Coach
2010-12	Cincinnati, Offensive Coordinator & QB Coach
2013-14	Tennessee, Offensive Coordinator & Quarterbacks Coach
<b>2015-</b>	<b>Tampa Bay Buccaneers, Quarterbacks Coach</b>

## BUTCH BARRY

### ASSISTANT OFFENSIVE LINE COACH



Butch Barry begins his second season as assistant offensive line coach with the Tampa Bay Buccaneers in 2016.

In 2015, his first season with the team, Barry assisted an offensive line that featured two rookie starters, but still managed to block for the NFL's second-leading rusher (Doug Martin – 1,402 yards) and tied for the fourth-fewest sacks allowed in the league, after ranking 29th in rushing and 29th in sacks allowed in the previous season.

Barry joined the Buccaneers from Central Michigan University, where he spent the previous five seasons coaching the offensive line (2014) and tight ends (2010-13). In 2014, Barry's unit paved the way for a 1,000-yard season by running back Thomas Rawls, a key cog in the Chippewas' offense who rushed for 1,103 yards and 10 touchdowns in only nine games. As tight ends coach, Barry headed a group that combined for 63 receptions for 644 yards and six touchdowns over 2012-13, while helping Central Michigan record another 1,000-yard rusher in Zurlon Tipton, who finished with 1,492 yards and 19 touchdowns in 2012.

Barry began his coaching career with the Chippewas as a graduate assistant in 2002-03 prior to coaching stops at Southwest Minnesota State University (2004-05), Michigan Tech University (2006-08) and North Greenville University (2009).

#### BARRY AT A GLANCE

YEARS	POSITION
1996-2000	Central Michigan, Player
2002-03	Central Michigan, Graduate Assistant
2004-05	Southwest Minnesota State, Offensive Line Coach
2006-08	Michigan Tech, Offensive Line Coach (06-08) & Offensive Coordinator (07-08)
2009	North Greenville University, Offensive Coordinator/Offensive Line Coach/Recruiting Coordinator
2010-13	Central Michigan, Tight Ends Coach
2014	Central Michigan, Offensive Line Coach
2015-	<b>Tampa Bay Buccaneers, Assistant Offensive Line Coach</b>

## DAVE BORGONZI

### DEFENSIVE QUALITY CONTROL



Dave Borgonzi enters his sixth season in the NFL and his third with the Buccaneers, serving as the defensive quality control coach. He will be working primarily with the Buccaneers linebackers.

Last season, Borgonzi helped a defense that ranked in the Top 10 in yards allowed (340.4), while allowing the second-lowest rushing average in the NFL (3.45 avg.).

In his first season with the Buccaneers (2014), Borgonzi assisted a defense that improved throughout the year, ranking 14th in points allowed per game and net yards allowed per game during the final 10 weeks of the season, after ranking 32nd in each category over the first six weeks, prior to the Buccaneers' Week 7 Bye.

Borgonzi joined Tampa Bay following three seasons as a coaching assistant for the Dallas Cowboys, working on the defensive side of the ball for his first two years (2011-12) – working with the secondary – before moving to offense in 2013 and helping coach the offensive line. His primary duties included assisting in weekly breakdowns and scouting reports of each opponent, while also working with the scout team during daily practices. In 2013, Borgonzi assisted an offense that finished fifth in the NFL in total points scored.

Before joining the Cowboys in 2011, Borgonzi spent five years coaching in the college ranks at Harvard (2008-10) and Syracuse (2006-07).

While at Harvard, Borgonzi served as the assistant defensive secondary coach and helped with the school's recruiting. In 2010, Harvard ranked 16th nationally in total defense. In 2009 the Crimson ranked sixth nationally in pass efficiency defense while three players were named All-Ivy League and cornerback Matthew Hanson earned Rookie of the Year honors.


Prior to coaching at Harvard, Borgonzi spent two years at Syracuse as a graduate assistant working with the secondary and defensive line. At Syracuse, Borgonzi also assisted the team with special teams and recruiting. Working for the Orange, Borgonzi earned his master's degree in education.

Borgonzi played linebacker at Amherst College (2001-2004) in Amherst, Massachusetts, where he was a three-year starter and named team captain his senior year.

Borgonzi graduated with a degree in law, jurisprudence and social thought. He is a native of Everett, Massachusetts, and is married to Alyssa. The couple have a daughter, Gianna.

### BORGONZI AT A GLANCE

YEARS	POSITION
2002-05	Amherst College, Player
2006-07	Syracuse, Graduate Assistant
2008-10	Harvard, Assistant Secondary Coach
2011-13	Dallas Cowboys, Offensive/Defensive Assistant
2014-	<b>Tampa Bay Buccaneers, Defensive Quality Control</b>



Mark Duffner begins his first season with the Buccaneers in 2016, as the team's linebackers coach.

Duffner brings a wealth of coaching experience to Tampa Bay, with 19 previous years in the NFL and 22 years in the college ranks, including 11 as a collegiate head coach. He joins the Buccaneers after most recently having coached linebackers with the Miami Dolphins (2014-15).

While with the Dolphins, Duffner helped bring Jelani Jenkins from a chiefly special teams player into a starting role, where Jenkins proceeded to lead the team with 108 tackles in 2014, becoming one of only three players in the NFL that season to record 100+ tackles, 3.5 or more sacks and two-or-more forced fumbles.

Prior to his time with Miami, Duffner spent eight seasons (2006-13) coaching linebackers with the Jacksonville Jaguars, where he helped Paul Posluszny earn a Pro Bowl selection following the 2013 season, marking the first time a Jacksonville linebacker had earned that distinction since 1999.

From 2003-05, Duffner worked with the Green Bay Packers, where he was instrumental in developing first-round draft pick Nick Barnett, who led the team in tackles for each of his three years under Duffner's instruction. In 2005, the Green Bay defense finished the season ranked first in the league against the pass and seventh overall.

Duffner's first foray into the NFL came with the Cincinnati Bengals, where he spent six seasons as linebackers coach (1997-2000) and defensive coordinator (2001-02). In his first year as coordinator in 2001, the Bengals defense allowed the unit's fewest points (309) since 1989 and fewest yards per game (302) since 1983. In addition, the defense set a franchise single-season record for sacks that year with 48, a mark that

stood for 11 seasons.

In the college coaching ranks, Duffner compiled an 80-40-1 record as a collegiate head coach for both the University of Maryland (1992-96) and The College of the Holy Cross (1986-91). While with the Terrapins, Duffner led the team to their best two-season record in over a decade during his final two years, as well as seeing Maryland return to the national rankings in 199 for the first time in nine seasons. As head coach of the Crusaders, Holy Cross won five Patriot League championships, four Lambert Cups and four ECAC Team of the Year awards. Duffner's team also earned the No. 1 ranking in the final 1987 NCAA Division I-AA poll. He was named Patriot League Coach of the Year four times, while also earning National Coach of the Year honors in 1987 and 1991. Duffner's .917 winning percentage (60-5-1) was the best in school and Patriot League history when he left the program. He was inducted into The College of Holy Cross Hall of Fame in 2008.

Duffner broke into coaching as a graduate assistant at Ohio State, working under Woody Hayes from 1975-76 while he earned a master's degree. He moved on to the defensive coordinator's role at the University of Cincinnati, a position he held for four years, from 1977-80.

Originally from Annandale, Virginia, Duffner played collegiate football at William & Mary from 1972-74. He was inducted into the Tribe's Hall of Fame in 1990.

Duffner and his wife, Kathy have two daughters, Christina and Carolyn, and one son, John, as well as two granddaughters, Camilla and Ava.

### DUFFNER AT A GLANCE

YEARS	POSITION
1972-74	William & Mary, Player
1975-76	Ohio State, Graduate Assistant
1977-1980	University of Cincinnati, Defensive Coordinator
1981-85	The College of the Holy Cross, Defensive Coordinator
1986-91	The College of the Holy Cross, Head Coach
1992-96	University of Maryland, Head Coach
1997-2000	Cincinnati Bengals, Linebackers Coach
2001-02	Cincinnati Bengals, Defensive Coordinator
2003-05	Green Bay Packers, Linebackers Coach
2006-13	Jacksonville Jaguars, Linebackers Coach
2014-15	Miami Dolphins, Linebackers Coach
<b>2016-</b>	<b>Tampa Bay Buccaneers, Linebackers Coach</b>



Jon Embree begins his third season as tight ends coach with the Tampa Bay Buccaneers in 2016.

Last season, starting tight end Austin Seferian-Jenkins was limited to seven games, but still improved his receiving numbers from his rookie season, catching 21 passes for 338 yards (16.1 avg.) and four touchdowns. Seferian-Jenkins' 16.1 receiving average was the second-highest of any tight end in the NFL with at least 20 receptions. Embree's also oversaw the development of first-year tight end Cameron Brate, who began the season on the team's practice squad, but finished the season with 23 catches for 288 yards and three touchdowns. Combined with tight end Luke Stocker's touchdown catch, Buccaneers tight ends caught eight touchdowns, the most for the team since 2007, when Tampa Bay tight ends combined for 10 touchdown receptions.

In 2014, Embree worked with Seferian-Jenkins, who, despite being limited to nine games on the year, recorded 21 catches for 221 yards and two touchdowns. His 21 catches and 221 yards were the fourth-most ever by a Buccaneers rookie tight end, while his two touchdown receptions tied for the third-most.

Embree came to Tampa Bay after spending the 2013 season as the tight ends coach with Cleveland, during which Browns tight end Jordan Cameron earned a Pro Bowl berth and ranked second in the NFL in receiving yards by a tight end.

In his career, Embree has spent 17 years at the University of Colorado as a player and coach, including two seasons (2011-12) as the Buffaloes' head coach. Prior to his stint as Colorado's head coach, he spent 11 seasons (1991, 1993-2002) as an assistant coach following a standout collegiate playing career, where he was a four-year letterman (1983-86). As an assistant coach, he worked in a myriad of roles, including overseeing the tight ends (1993-94, 1999-2000), defensive ends (1995-98) and wide receivers/kickers (2001-02). After serving as a volunteer assistant in 1991, Embree spent one season coaching at Douglas County High School before re-joining the Buffalos for the next 10 years.

He spent three seasons at UCLA, first as assistant head coach/wide receivers (2003) and then as assistant head coach/tight ends (2004-05). While with the Bruins, he helped shape tight end Mercedes Lewis, who would win the 2005 John Mackey award, given to the nation's top tight end. That season, Lewis set school records for a tight end with 58 receptions and 10 touchdowns en route to being selected in the first round of the NFL Draft.

Embree spent the next three seasons (2006-08) as the tight ends coach with the Kansas City Chiefs. Tony Gonzalez was selected to the Pro Bowl each season under Embree and led all NFL tight ends with 268 receptions and 3,130 receiving yards during that three-year span.

Embree spent one season (2010) coaching the tight ends with the Washington Redskins. That season, Chris Cooley finished second on the team with 77 receptions, while adding 849 yards with three touchdowns. Embree returned to Colorado as head coach following his stint in Washington.

Following his playing career with the Buffaloes, where he finished in the top five in school history in both career receptions (80) and yards (1,116), Embree was a sixth-round pick by the Los Angeles Rams in the 1987 NFL Draft. He played two seasons with the Rams before suffering a career-ending elbow injury in 1989, while with the Seattle Seahawks.

A native of Englewood, Colorado, Embree earned his degree in communications in 1987. He and his wife, Natalyn, have two sons, Taylor and Connor, and one daughter, Hannah. Jon's father, John, played two seasons (1969-70) as a wide receiver with the Denver Broncos.

#### EMBREE AT A GLANCE

YEARS	POSITION
1983-86	Colorado, Player
1987-88	Los Angeles Rams, Player
1989	Seattle Seahawks
1991	Colorado, Volunteer Assistant Coach
1992	Douglas County High School, Receivers/Tight Ends Coach
1993-94	Colorado, Tight Ends Coach
1995-98	Colorado, Defensive Ends Coach
1999-2000	Colorado, Tight Ends Coach
2001-02	Colorado, Wide Receivers/Kickers Coach
2003	UCLA, Assistant Head Coach/Wide Receivers Coach
2004-05	UCLA, Assistant Head Coach/Tight Ends Coach
2006-08	Kansas City Chiefs, Tight Ends Coach
2010	Washington Redskins, Tight Ends Coach
2011-12	Colorado, Head Coach
2013	Cleveland Browns, Tight Ends Coach
2014-	Tampa Bay Buccaneers, Tight Ends Coach



Jay Hayes enters his first season with the Tampa Bay Buccaneers in 2016, where he will coach the team's defensive line.

Hayes comes to Tampa Bay following 13 seasons (2003-15) as the defensive line coach with the Cincinnati Bengals, where he helped bring about a line that in recent years has gained acclaim as one of the league's best. His unit played an important role in helping the Bengals to playoff berths in six of the past seven seasons, including five consecutive years from 2011-15.

In 2015, Cincinnati's defensive line finished the year with 37.5 of the team's 42 sacks and earned distinction as the only unit in the league to feature two players recording 10+ sacks, as defensive end Carlos Dunlap and defensive tackle Geno Atkins finished the regular season with 13.5 and 11.0, respectively. The line also contributed heavily to Cincinnati's success against the run, as the team finished seventh in the league last season, allowing 92.3 yards per game. This trend began over the final seven games of the 2014 season, where Hayes' group helped the team to allow an average of only 82.0 yards per game, second-best in the NFL during that span.

While with the Bengals, Hayes helped develop Atkins from a fourth-round pick in 2010 to one of the league's most dominant interior defenders, as the defensive tackle earned first-team All-Pro honors in 2012 and 2015 and Pro Bowl nods in 2011, 2012, 2014 and 2015.

Hayes' success with developing players led to a rare distinction in 2012, as three of his linemen won AFC Defensive Player of the Week honors. Since the inception of the awards in 1985, there had only been six prior instances of three separate winners from the same team and position group in one season.

Prior to his time with the Bengals, Hayes worked as special teams coach with the Pittsburgh Steelers from 1999-2001 and then in the same capacity with the Minnesota Vikings in 2002, where the team tied for fifth in punt coverage.

Before entering the NFL coaching ranks, Hayes spent 11 years coaching collegiately with Notre Dame, California and Wisconsin.

He played defensive end at the University of Idaho, earning all-conference honors in 1980 and 1981 before spending time in NFL camps and eventually playing professionally in the USFL for the Michigan Panthers and Memphis Showboats.

Hayes is a native of Pittsburgh, Pennsylvania, and attend South Fayette High School. He and his wife, Suzanne, have three children: son, Jesse, a former linebacker at Wisconsin; daughter, Jazmin, a former basketball player at Lafayette College; and son, Miles, a defensive back at William & Mary.

#### HAYES AT A GLANCE

YEARS	POSITION
1978-81	University of Idaho, Player
1984	Michigan Panthers (USFL), Player
1985	Memphis Showboats (USFL), Player
1988-91	Notre Dame, Assistant Coach
1992-94	California, Assistant Coach
1995-98	Wisconsin, Assistant Coach
1999-2001	Pittsburgh Steelers, Special Teams Coach
2002	Minnesota Vikings, Special Teams Coach
2003-15	Cincinnati Bengals, Defensive Line Coach
<b>2016-</b>	<b>Tampa Bay Buccaneers, Defensive Line Coach</b>

## JON HOKE SECONDARY COACH



Jon Hoke begins his 14th season in the NFL and his first season as secondary coach with the Tampa Bay Buccaneers in 2016.

Hoke joins Tampa Bay after spending 2015 as the South Carolina co-defensive coordinator/defensive backs coach. Before returning to the college ranks, Hoke spent six seasons on the Chicago Bears' coaching staff (2009-14), working as the teams' defensive backs coach.

Under Hoke's tutelage, cornerbacks Tim Jennings and Charles Tillman earned four Pro Bowl selections, with Tillman being named first-team All-Pro (2012) and Jennings being named second-team All-Pro (2012). During Hoke's six seasons, Chicago tied for the fourth-most interceptions in the NFL (111) and led the NFL in interceptions returned for touchdowns, with 20.

In 2012, Tillman and Jennings were both named Pro Bowl starters, the first cornerback tandem to do so since 1988 (Hanford Dixon and Frank Minnifield, Cleveland Browns). Jennings led the NFL with nine interceptions, tied for the second-most in Bears history, while Tillman led the NFL with a career-best 10 forced fumbles. Hoke also helped guide safety Chris Harris to a second-team All-Pro selection (2010).

Prior to his time in Chicago, Hoke worked as the Houston Texans' defensive backs coach for seven seasons (2002-08), his first NFL coaching experience. During his time with the Texans, defensive backs accounted for 82.8 percent (72 of 87) of the teams' interceptions.

Before joining Houston, Hoke spent three years with the Florida Gators (1999-2001) as the teams' defensive coordinator/secondary coach, adding the title of assistant head coach in his final two seasons. Hoke started his coaching career in 1983, working as the Bowling Green secondary/special teams coach (1983-86), before moving on to San Diego State (1987-88), working as the defensive backs/special teams coach. He then spent four seasons as the defensive backs coach at Kent State (1989-93), adding the title of defensive coordinator in his final season. Hoke spent five seasons coaching defensive backs at Missouri (1994-98), before moving on to Florida.

A four-year letterman at Ball State (1976-79), Hoke was named All-MAC at defensive back and earned degrees in physical education and history. He played one season in the NFL, appearing in 11 games for the Chicago Bears in 1980. A native of Kettering, Ohio, Hoke and his wife, Jody, have four children: Mallory, Kyle and twins Kendall and Carly.

### HOKE AT A GLANCE

YEARS	POSITION
1976-79	Ball State, Player
1980	Chicago Bears, Player
1983-86	Bowling Green, Secondary/Special Teams Coach
1987-88	San Diego State, Defensive Backs/Special Teams Coach
1989-92	Kent State, Defensive Backs Coach
1993	Kent State, Defensive Coordinator/Defensive Backs Coach
1994-98	Missouri, Defensive Backs Coach
1999	Florida, Defensive Coordinator/Secondary Coach
2000-01	Florida, Assistant Head Coach/Defensive Coordinator/Secondary Coach
2002-08	Houston Texans, Defensive Backs Coach
2009-14	Chicago Bears, Defensive Backs Coach
2015	South Carolina, Co-Defensive Coordinator/Defensive Backs Coach
2016-	Tampa Bay Buccaneers, Secondary Coach



Dave Kennedy begins his third season as head strength & conditioning coach with the Tampa Bay Buccaneers in 2016.

Kennedy joined the Buccaneers after five seasons with Texas A&M (2008-12). Before joining A&M, Kennedy spent four seasons with Nebraska (2004-07), the same school he got his start at in 1982 as a student assistant. He graduated in 1985 with a bachelor's degree in strength coaching and worked as an assistant for the Huskers from 1986-88.

Prior to the 1989 season, Kennedy was hired on at Ohio State, working there until 2001. During his 13 seasons with the Buckeyes he worked with many notable players, including 17 first-round NFL draft selections. Before the 1993 Holiday Bowl, Kennedy received Ohio State's Admiral's Trophy, which is voted on by the players and given to the person whose dedication, hard work and spirit most inspired the team. Kennedy also spent two seasons at Pittsburgh (2002-03).

A native of Omaha, Nebraska, he and his wife, Julie, have three sons: Ben, Nick and Eric.

#### KENNEDY AT A GLANCE

YEARS	POSITION
1982-85	Nebraska, Student Assistant Strength Coach
1986-88	Nebraska, Assistant Strength Coach
1989-2001	Ohio State, Head Strength Coach
2002-03	Pittsburgh, Head Strength Coach
2004-07	Nebraska, Head Strength Coach
2008-12	Texas A&M, Head Strength Coach
2014-	<b>Tampa Bay Buccaneers, Head Strength &amp; Conditioning Coach</b>



Brett Maxie begins his first season as defensive backs coach with the Tampa Bay Buccaneers in 2016.

Maxie comes to Tampa Bay after having spending the past two seasons at Vanderbilt, working as the secondary coach (2014) and cornerbacks coach (2015). Prior to his time at Vanderbilt, Maxie spent two seasons with the Tennessee Titans (2012-13), serving as the defensive backs coach. Under Maxie's guidance, cornerback Alterraun Verner earned a Pro Bowl selection in 2013, after registering a career-high five interceptions and 22 passes defended, which tied for the league lead. Before joining the Titans staff, Maxie spent three seasons with the Dallas Cowboys (2008-11), as the team's defensive backs coach, helping Mike Jenkins and Terence Newman earn Pro Bowl selections in 2009.

In his one season working in Dom Capers' defense at the Dolphins in 2007, Miami fielded the fourth-best passing defense in the NFL, limiting opponents to 188.7 passing yards per game. The secondary corps also accounted for nine of the 14 team interceptions.

In four years at Atlanta (2004-06) as defensive backs coach, Maxie helped DeAngelo Hall develop into a two-time Pro Bowl (2005 & 2006) cornerback and total 10 interceptions during those seasons. The 2004 season saw the secondary score a club-record five touchdowns, including four via interception returns. He spent five seasons with the 49ers (1999-2003), including three seasons as the assistant secondary coach and the final two years as secondary coach. During a three-year period (2001-03) with the 49ers, Maxie's secondary totaled 66 interceptions – the third highest number in the NFL during that time. His first NFL coaching job came at Carolina in 1998 as a quality control coach.



Maxie started his 13-year NFL career as an undrafted safety from Texas Southern, who signed with the New Orleans Saints. During his career, he played in 153 games, including 104 starts, and recorded 23 interceptions and three touchdowns. Maxie played nine seasons (1985-93) with the Saints, one season in Atlanta (1994), two years in Carolina (1995-96) and finished his career with one year in San Francisco (1997).

A native of Dallas, Texas, Maxie and his wife, Angela, have two sons, Brett and Adam, and two daughters, Maya and Olivia. At Texas Southern, he earned his degree in Biology and was a member of Phi Beta Sigma Fraternity.

### MAXIE AT A GLANCE

YEARS	POSITION
1982-84	Texas Southern, Player
1985-93	New Orleans Saints, Player
1994	Atlanta Falcons, Player
1995-96	Carolina Panthers, Player
1997	San Francisco 49ers, Player
1998	Carolina Panthers, Quality Control & Defensive Backs Coach
1999-2001	San Francisco 49ers, Assistant Defensive Secondary Coach
2002-03	San Francisco 49ers, Defensive Backs Coach
2004-06	Atlanta Falcons, Defensive Backs Coach
2007	Miami Dolphins, Secondary Coach
2008-11	Dallas Cowboys, Defensive Backs Coach
2012-13	Tennessee Titans, Defensive Backs Coach
2014	Vanderbilt, Secondary Coach
2015	Vanderbilt, Cornerbacks Coach
<b>2016-</b>	<b>Tampa Bay Buccaneers, Defensive Backs Coach</b>



Carlos Polk begins his seventh season in the NFL and his third season as assistant special teams coach with the Tampa Bay Buccaneers in 2016.

In his first two seasons with Tampa Bay, Polk worked with one of the top punt coverage units in the NFL, allowing only 5.5 yards per punt return, the lowest mark in the NFL during that timeframe. Additionally, the Buccaneers have blocked a field goal (2014) and a punt (2015) over the past two seasons.

In 2015, Polk helped coach punt returner Bobby Rainey, who was named NFC Special Teams Player of the Week in Week 5 against Jacksonville. In the contest against the Jaguars, Rainey totaled 85 punt return yards, including a career-long 58 yard return, the longest return by a Buccaneers player since 2009. Rainey's 85 punt return yards were the most for a Tampa Bay returner since 2008. Rainey finished the year ranked in the Top 10 in punt return average, punt return yards and total return yards.

Polk joined Tampa Bay following one season (2013) as a coaching intern for the Dallas Cowboys, where his primary duties included assisting with all areas of practice, breakdowns and weekly planning.

Before joining the Cowboys in 2013, Polk spent three years in San Diego (2010-12) as the special teams assistant and one year in the college ranks as a linebackers and special teams coach at Grossmont (Calif.) College (2009).

Prior to entering the coaching ranks, Polk spent eight years (2001-08) in the NFL as a linebacker and special teams player, where he compiled 120 tackles, four sacks and three forced fumbles playing for San Diego (2001-07) and Dallas (2008).

A first-team All-American linebacker at Nebraska (1997-2000), Polk played in 47 games including 23 starts in his final 23 contests. Polk finished his college career with 227 tackles, 10.0 sacks and two interceptions (one returned for touchdown).

Polk graduated with a degree in sociology from Nebraska. He is a native of Rockford, Illinois, and is married to Monique. He has two sons, Devonn and C.J., and two daughters, Deja and Miracle.

#### POLK AT A GLANCE

YEARS	POSITION
1997-2000	Nebraska, Player
2001-07	San Diego Chargers, Player
2008	Dallas Cowboys, Player
2009	Grossmont College, Linebackers and Special Teams Coach
2010-12	San Diego Chargers, Special Teams Assistant
2013	Dallas Cowboys, Coaching Intern
2014-	<b>Tampa Bay Buccaneers, Assistant Special Teams Coach</b>

### TIM SPENCER RUNNING BACKS COACH



Tim Spencer begins his third season as running backs coach with the Tampa Bay Buccaneers in 2016.

In 2015, Spencer was named Pro Football Focus' "Running Backs Coach of the Year," after helping Buccaneers running back Doug Martin earn first-team AP All-Pro Honors and a trip to the Pro Bowl. Martin rushed 288 times for 1,402 yards and six touchdowns. His 1,402 rushing yards were the second-most in the NFL and the third-most in team history. His 4.87 yards per carry stand as the highest mark in the NFL by any running back with at least 250 carries since 2013 (LeSean McCoy, 5.12 on 314 carries) and is the most in team history among running backs with at least 250 carries in a season.

In addition to Martin's banner season, second-year running back Charles Sims totaled 1,090 scrimmage yards (107 rushes for 529 yards, 51 catches for 561 yards). Sims averaged 6.9 yards per touch, the most by any player in the NFL with at least 150 touches since 2011 (Darren Sproles in 2011, 7.6 avg.). Martin and Sims' combined 2,566 yards from scrimmage were the most by a running back duo in the NFL in 2015 and set a franchise record for backfield teammates. The Buccaneers finished the year rushing for 2,162 yards (135.1 per game), the second-most in a single season in team history and the fifth-most in the NFL last year.

Dealing with an injury-plagued running backs group in 2014, Spencer managed to coax performances out of all three of the main runners. Doug Martin led the team in rushing, including two performances of 90+ rushing yards in the final three games of the season. Bobby Rainey showed his versatility, rushing 94 times while catching 33 passes, averaging 5.7 scrimmage yards per touch, the second-highest average by a running back. Charles Sims, who started the season on the Injured Reserve/Designated to Return list, saw his first game action in Week 10 and, over the final eight games of the year, racked up 190 receiving yards – the seventh-highest mark by a running back during that span.

Spencer served as running backs coach for the Chicago Bears for nine seasons (2004-12). Spencer had great success tutoring Chicago's ball carriers, with individual players recording 1,000-yard rushing seasons on five different occasions (Thomas Jones – 2005-06; Matt Forté – 2008, 2010, 2012), and the team surpassing the 2,000-yard rushing mark twice (2005, 2011), marking the only two times such a feat has been accomplished in Bears history, and coming less than 100 yards shy of that mark in 2006.

Under Spencer's guidance, Forté blossomed, breaking franchise rookie records in 2008 in rushing yards (1,238), yards from scrimmage (1,715) and receptions (63) and becoming one of just one of eight rookies in NFL history to rush for 1,000-plus yards and record 50-plus receptions. In Forté's five seasons with Spencer, the running back became the first player for Chicago to record 1,000-plus yards from scrimmage in each of his first five NFL seasons, the first player in franchise history with 900 rushing yards in each of his first five seasons with the team and the first running back in franchise history with 400 receiving yards in four seasons. Forté was selected to the Pro Bowl following his 2011 campaign in which he ranked third in the NFL in scrimmage yards per game (123.9) and sixth in rushing yards per game (83.1).

During Spencer's time with the Bears, Chicago running backs claimed six of the top seven single-season reception totals at the position in team history and compiled 15,472 yards on 3,939 carries.

Spencer began his coaching career at The Ohio State University, where he tutored running backs from 1994-2003. With the Buckeyes, Spencer coached Eddie George during George's Heisman Trophy-winning season in 1995 and during the team's national championship season in 2002. He was part of three Big Ten championship teams and his position group helped an OSU offense that led the Big Ten in scoring offense and total offense in three of his 10 seasons. Including George (twice), he produced 1,000-yard rushers on six occasions.

A Buckeye running back himself, Spencer played for OSU from 1979-1982, leading the team in rushing during his final two seasons and closing his career with 3,553 yards on the ground and serving as a senior co-captain and team MVP. Spencer was the second-overall pick in the 1983 USFL draft, where he played one year each for Chicago (1983), Arizona (1984), and Memphis (1985), before playing for the San Diego Chargers (1985-90), where he was a four-year starter at fullback.

Spencer and his wife, Gilda, have two sons, Cole and Evan. Evan, who played wide at Ohio State, was selected by the Washington Redskins in the sixth round (187th overall) of the 2015 NFL Draft and is currently on the Buccaneers roster.

#### SPENCER AT A GLANCE

YEARS	POSITION
1979-82	Ohio State, Player
1983	Chicago Blitz (USFL), Player
1984	Arizona Wranglers (USFL), Player
1985	Memphis Showboats (USFL), Player
1985-90	San Diego Chargers, Player
1994-2003	Ohio State, Running Backs Coach
2004-12	Chicago Bears, Running Backs Coach
2014-	<b>Tampa Bay Buccaneers, Running Backs Coach</b>



**PAUL SPICER**  
ASSISTANT DEFENSIVE LINE

Paul Spicer begins his second season as assistant defensive line coach with the Tampa Bay Buccaneers in 2016.

In his first season with Tampa Bay (2015), Spicer helped coach a unit that anchored Tampa Bay's run defense, which ranked second in the NFL in yards per carry allowed (3.45), while ranking 10th in sacks per pass play. Tampa Bay totaled 38 sacks in 2015, the team's most since 2004. The defensive line was headed by defensive tackle Gerald McCoy, whose 8.5 sacks led the team and were the fourth-most by a defensive tackle in the NFL. McCoy earned his fourth consecutive Pro Bowl invitation following the 2015 season.

Spicer entered the league as a player with the Detroit Lions in 1999, before spending the majority of the next nine seasons (2000-08) with the Jacksonville Jaguars, including being named the team's Ed Block Courage Award recipient in 2005. He earned a Super Bowl XLIV championship with the New Orleans Saints in his final year (2009).

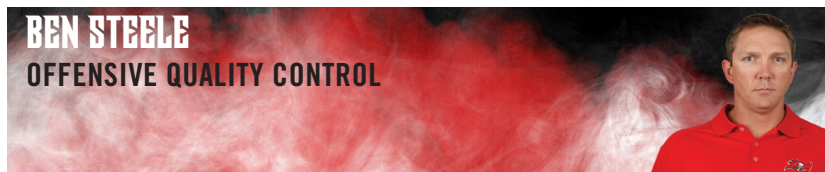
During his playing career, Spicer played in 115 games with 63 starts, totaling 259 tackles, 28.5 sacks, 16 passes defended, seven forced fumbles, four fumble recoveries and one interception. Spicer also spent time with the Saskatchewan Rough Riders of the Canadian Football League (1998-99) and the Frankfurt Galaxy of NFL Europe (2001-02).

After his playing career concluded, Spicer spent one season (2010) as assistant defensive line coach for Bartram Trail High School (Saint Johns, Florida), before joining the Jaguars, where he worked as the assistant defensive line coach for two seasons (2011-12). Spicer has also worked as a coach for the East-West Shrine Bowl from 2012-14.

A native of Indianapolis, Spicer attended the College of DuPage (Glen Ellyn, Illinois), before transferring to Saginaw Valley State. He graduated from the University of Phoenix in 2013, with a degree in business management. He and his wife, Shariffa, have five children: Asha, Daniel, Laura, Paul Jr. and Amirah.

#### SPICER AT A GLANCE

YEARS	POSITION
1994-96	College of DuPage, Player
1996-98	Saginaw Valley State, Player
1998-99	Saskatchewan Rough Riders (CFL), Player
1999	Detroit Lions, Player
2000-08	Jacksonville Jaguars, Player
2001-02	Frankfurt Galaxy (NFL Europe), Player
2009	New Orleans Saints, Player
2010	Bartram Trail High School, Assistant Defensive Line Coach
2011-12	Jacksonville Jaguars, Assistant Defensive Line Coach
2013	Jackson State, Defensive Line Coach
2015-	<b>Tampa Bay Buccaneers, Assistant Defensive Line Coach</b>



Ben Steele begins his third season as offensive quality control coach with the Tampa Bay Buccaneers in 2016.

Last year, Steele assisted with an offense that set the franchise record for total yards (6,014 – 357.0 per game), while posting the second-most rushing yards (2,162 – 135.1 per game) and second-most passing yards (3,852 – 240.8 per game), along with the fifth-most total points (342 – 21.4 per game). Tampa Bay ranked fifth in the NFL in yards per game (375.9), fifth in rushing yards per game (135.1) and second in the league in rush average (4.75). It marked the first time in franchise history that the Buccaneers have finished in the Top five in total offense.

Steele joined the team following a season as tight ends coach and recruiting coordinator for UC-Davis (2013). Prior to his time with the Aggies, Steele spent two seasons (2011-12) at the University of California, as an administrative assistant for Cal's offensive staff. He also worked two years with the University of Colorado as an operations and recruiting assistant (2009) and graduate assistant (2010), as well as spending a year at his alma mater, Mesa State (now known as Colorado Mesa) as an offensive assistant coach (2008).

Steele played professionally from 2001-07 with the San Francisco 49ers, Oakland Raiders, Minnesota Vikings, Seattle Seahawks, Green Bay Packers and Houston Texans. He joined the NFL following two seasons at Mesa State where he was an All-Rocky Mountain Athletic Conference honoree. He spent his first two collegiate seasons at Fort Lewis College prior to transferring to Mesa State.

Steele graduated with a bachelor's degree in mass communications, with an emphasis in broadcasting and received master's credit in 2006 while attending the NFL's Executive Business Program at the Harvard Business School. He is married to Rachel. The couple have two daughters, Cora and Elise.

## STEELE AT A GLANCE

YEARS	POSITION
1997-98	Fort Lewis College, Player
1999-2000	Mesa State, Player
2001-02	San Francisco 49ers, Player
2002	Oakland Raiders, Player
2003	Seattle Seahawks, Player
2003-04	Minnesota Vikings, Player
2004-05	Green Bay Packers, Player
2006-07	Houston Texans, Player
2008	Mesa State, Offensive Assistant
2009	Colorado, Operations and Recruiting Assistant
2010	Colorado, Graduate Assistant
2011-12	California, Offensive Administrative Assistant
2013	UC Davis, Tight Ends Coach and Recruiting Coordinator
<b>2014-</b>	<b>Tampa Bay Buccaneers, Offensive Quality Control</b>



Joe Vaughn enters his fifth season with the Tampa Bay Buccaneers in 2016, where he serves as assistant strength and conditioning coach.

Vaughn joined the Buccaneers prior to the 2012 season following stints working with the strength and conditioning programs at University of Kansas and the University of Oklahoma. He originally joined the staff at Kansas as a graduate assistant strength coach in 2006, following a standout two-year playing career with the Jayhawks during which time he garnered All-Big 12 Second Team honors, was named the 2003 Big 12 Offensive Newcomer of the Year and the 2004 KU Offensive MVP.

Vaughn then worked as an assistant strength coach with the Sooners from January-June 2007 before finding his way back to Kansas in a full-time role.

A native of Del City, Oklahoma, Vaughn earned his bachelor's degree in applied behavioral science. He is currently engaged to Rachel Murphy.

## VAUGHN AT A GLANCE

YEARS	POSITION
2001-02	Northeastern Oklahoma University, Player
2003-04	University of Kansas, Player
2006	University of Kansas, Graduate Assistant
2007	University of Oklahoma, Assistant Strength and Conditioning Coach
2007-11	University of Kansas, Assistant Strength and Conditioning Coach
<b>2012-</b>	<b>Tampa Bay Buccaneers, Assistant Strength and Conditioning Coach</b>

COACHING

PLAYERS

2015 REVIEW

HISTORY

RECORDS

SIDELINES




Chad Wade begins his third season as assistant strength and conditioning coach with the Tampa Bay Buccaneers in 2015.

Wade joined the team following 18 years (1996-2013) at the University of Nebraska. During that time Wade served as the assistant strength coach and strength coach for the men's and women's basketball teams, as well as helped coordinate workouts for the football team.

Wade graduated from Nebraska Wesleyan University with a bachelor's degree in sports management and minor in psychology (1996). He also was a member of the football team for two years (1992-94). Wade earned the designation of Master Strength and Conditioning Coach from the Collegiate Strength and Conditioning Coaches Association in 2013. Wade is married to Amber and the couple has two children, Burgess and William.

#### WADE AT A GLANCE

YEARS	POSITION
1992-94	Nebraska Wesleyan, Player
1996-2013	Nebraska, Assistant Strength & Conditioning Coach
2014-	<b>Tampa Bay Buccaneers, Assistant Strength &amp; Conditioning Coach</b>



George Warhop begins his third season as offensive line coach with the Tampa Bay Buccaneers in 2016.

In 2015, Warhop coached an offensive line that featured two rookie starters and only one holdover from the previous year – left guard Logan Mankins, who earned a Pro Bowl berth following the 2015 season. These changes helped the Buccaneers put together one of the top offensive lines in the NFL, with the team blocking for the NFL's second-leading rushing (running back Doug Martin – 1,402 yards) and 2,162 team rushing yards – the fifth-most rushing yards in the NFL and the second-most in a season in team history. Tampa Bay's offensive line also allowed only 27 sacks, tied for the fourth-fewest in the league.

Warhop joined the Buccaneers after five seasons with Cleveland (2009-13) as the offensive line coach. While with the Browns, Warhop coached tackle Joe Thomas to Pro Bowl and All-Pro honors each season. Warhop also helped center Alex Mack to an all-rookie selection in 2009, while also earning Pro Bowl berths in 2010 and 2013, with a second-team All-Pro selection in 2013.

Prior to joining Cleveland, Warhop spent four seasons with San Francisco (2005-08), helping running back Frank Gore record three consecutive 1,000-yard seasons, including a franchise-record 1,695 in 2006. Warhop joined the 49ers after two seasons with Dallas (2003-04), where he helped tackle Flozell Adams and guard Larry Allen earn Pro Bowl berths each year.

Warhop got his start in the NFL as an assistant offensive line coach with St. Louis (1996-97) before becoming the offensive line coach in Arizona (1998-2002). Before entering the NFL, Warhop spent 11 seasons as a collegiate coach at Kansas (1984-86), Vanderbilt (1987-89), New Mexico (1990-91), Southern Methodist (1993) and Boston College (1994-95). Warhop also spent two seasons as a coach for the London Monarchs in NFL Europe (1991-92).

A former center at the University of Cincinnati, Warhop got his start in coaching as a student assistant at his alma mater in 1983.

YEARS	POSITION
1979-1980	Mount San Jacinto College, Player
1981-1982	University of Cincinnati, Player
1983	Cincinnati, Student Assistant Coach
1984-85	Kansas, Graduate Assistant
1986	Kansas, Assistant Offensive Line Coach
1987-88	Vanderbilt, Tackles and Tight Ends
1989	Vanderbilt, Offensive Line Coach
1990	New Mexico, Offensive Line Coach
1991-92	London Monarchs (NFL Europe), Offensive Coordinator
1993	Southern Methodist, Offensive Line Coach
1994-95	Boston College, Offensive Line Coach
1996-97	St. Louis Rams, Assistant Offensive Line Coach
1998-2002	Arizona Cardinals, Offensive Line Coach
2003-04	Dallas Cowboys, Offensive Line Coach
2005-08	San Francisco 49ers, Offensive Line Coach
2009-13	Cleveland Browns, Offensive Line Coach
<b>2014-</b>	<b>Tampa Bay Buccaneers, Offensive Line Coach</b>



Andrew Weidinger enters his second season with Tampa Bay in 2016, working as the Buccaneers' assistant wide receivers coach/game management, after holding an offensive quality control position in 2015.

Last year, Weidinger assisted with an offense that set the franchise record for total yards (6,014 – 357.0 per game), while posting the second-most rushing yards (2,162 – 135.1 per game) and second-most passing yards (3,852 – 240.8 per game), along with the fifth-most total points (342 – 21.4 per game). Tampa Bay ranked fifth in the NFL in yards per game (375.9), fifth in rushing yards per game (135.1) and second in the league in rush average (4.75). It marked the first time in franchise history that the Buccaneers have finished in the Top five in total offense.

Weidinger joined the Buccaneers after eight seasons with the Atlanta Falcons (2007-14). He got his start with the Falcons working as a personnel scout in 2007, before working as the assistant to the Head Coach/offense for four seasons (2008-11).

In 2012, Weidinger was named offensive assistant, working with an Atlanta offense that ranked in the top 10 in points per game and passing yards per game. Weidinger worked as the offensive assistant for three seasons (2012-14).

Before joining Atlanta, Weidinger spent seven seasons working at the University of Arizona (2000-07), serving in a number of positions, including Assistant Director of Football Operations.

Weidinger earned a degree in political science in May of 2004 and completed his master's degree in Information Resources and Library Sciences in May of 2007. He interned with the Falcons in the 2006 preseason.

## WEIDINGER AT A GLANCE

<b>YEARS</b>	<b>POSITION</b>
2000-07	University of Arizona, Asst. Director of Football Operations
2007	Atlanta Falcons, Personnel Scout
2008-11	Atlanta Falcons, Assistant to the Head Coach
2012-14	Atlanta Falcons, Offensive Assistant
<b>2015</b>	<b>Tampa Bay Buccaneers, Offensive Quality Control</b>
<b>2016-</b>	<b>Tampa Bay Buccaneers, Assistant Wide Receivers/Game Management</b>



Zack Grossi enters his third season with the Buccaneers and first as Assistant to the Head Coach, after joining Tampa Bay as a scouting assistant in 2014 and being elevated to Pro Scout in 2015. As Assistant to the Head Coach, Grossi manages a variety of responsibilities pertaining to Head Coach Dirk Koetter, including the day-to-day operations of the Buccaneers coaching staff, collaboration with the team's personnel department, and player evaluations, among other duties.

As a pro scout, Grossi assisted Coordinator of Pro Scouting Rob McCartney with advance scouting of future opponents, evaluating players from all professional leagues, organizing player workouts and assisting with free agency and college evaluations.

Prior to his time with Tampa Bay, Grossi worked as an offensive graduate assistant, tight ends coach and video coordinator for his alma mater, Concord University.

A native of Tampa, Florida, Grossi earned a bachelor's degree in recreation and tourism management from Concord in 2013. Grossi and his wife Jacqueline reside in Odessa, Florida.

## GROSSI AT A GLANCE

<b>YEARS</b>	<b>POSITION</b>
2009-13	Concord, Player
2013-14	Concord, Offensive Graduate Assistant/Tight Ends Coach
<b>2014-15</b>	<b>Tampa Bay Buccaneers, Scouting Assistant</b>
<b>2015</b>	<b>Tampa Bay Buccaneers, Pro Scout</b>
<b>2016-</b>	<b>Tampa Bay Buccaneers, Assistant to the Head Coach</b>



# ALL-TIME COACHES ROSTER

Brian Angelichio	Tight Ends	2012-13
Marcus Arroyo	Quarterbacks	2014
Mark Asanovich	Strength and Conditioning	1996-01
Wendell Avery	Offensive Assistant	1999-00
<b>Mike Bajakian</b>	<b>Quarterbacks</b>	<b>2015-</b>
Joe Baker	Defensive Backs	2009
	Linebackers	2010-11
<b>Butch Barry</b>	<b>Assistant Offensive Line</b>	<b>2015-</b>
Joe Barry	Linebackers	2001-06, 2009
Tom Bass	Linebackers	1977
	Defensive Coordinator/Linebackers	1978-80
	Defensive Coordinator	1981
Jeremy Bates	Offensive Quality Control	2002-03
	Assistant Quarterbacks	2004
Jim Bates	Defensive Coordinator	2009
Maxie Baughan	Linebackers	1992-95
Larry Beightol	Offensive Line	1987-88
Leeman Bennett	Head Coach/Vice President	1985-86
Tim Berbenich	Offensive Quality Control	2006-07
	Assistant Running Backs	2008
	Assistant Wide Receivers	2009-11
Richard Bisaccia	Special Teams	2002-05
	Special Teams Coordinator	2006-07
	Associate Head Coach/Special Teams & Running Backs	2008
	Associate Head Coach/Special Teams Coordinator	2009-10
John Bobo	Offensive Assistant	1987-88
	Offensive Line	1989-90
<b>Dave Borgonzi</b>	<b>Defensive Quality Control</b>	<b>2014-</b>
Bob Bostad	Offensive Line	2012-13
Casey Bradley	Defensive Quality Control	2006
	Linebackers	2007-08
Tommy Brasher	Defensive Line	1990
Greg Brown	Offensive Aide	1985-86
Kippy Brown	Running Backs	1995
Willie Brown	Wide Receivers	1976, 1978
	Running Backs	1977
Fred Bruney	Assistant Head Coach/Defensive Coordinator	1990
John Brunner	Offensive Moderator	1984
Greg Burns	Defensive Backs	2006
Jay Butler	Head Strength and Conditioning	2012-13
Earnest Byner	Running Backs	2012-13
Gill Byrd	Cornerbacks	2014-15
Jim Caldwell	Quarterbacks	2001
Louis Campbell	Defensive Assistant	1989
Bob Casullo	Tight Ends	2007-08
George Chaump	Running Backs	1979-81
Clyde Christensen	Tight Ends	1996-98
	Quarterbacks	1999-00
	Offensive Coordinator	2001
Michael Christianson	Assistant Offensive Line/Offensive Quality Control	2002
Ken Clarke	Defensive Line	1994-95
Bill Clay	Defensive Assistant	1987
Joel Collier	Offensive Assistant	1990
Ron Cooper	Defensive Backs	2012
Mark Cotney	Defensive Aide	1986
Bryan Cox	Defensive Front Seven	2012
	Pass Rush Specialist	2013

Johnny Cox	Defensive Quality Control	2008
Larry Coyer	Assistant Head Coach/Defensive Line	2007
	Assistant Head Coach	2008
Sylvester Croom	Running Backs	1987-90
Joe Cullen	Defensive Line	2014-15
David Culley	Wide Receivers	1994-95
Joe Diange	Strength and Conditioning	1984-86
Boyd Dowler	Receivers	1980-82
	Quarterbacks	1983-84
Mike DuBose	Defensive Line	1987-89
<b>Mark Duffner</b>	<b>Linebackers</b>	<b>2016-</b>
Tony Dungy	Head Coach	1996-01
Les Ebert	Strength and Conditioning Assistant	1999-01
Herman Edwards	Assistant Head Coach/Defensive Backs	1996-00
Frank Emanuel	Special Teams	1982
	Kicking Teams	1983
<b>Jon Embree</b>	<b>Tight Ends</b>	<b>2014-</b>
Ejiro Evero	Defensive Quality Control	2007-09
Jeff Fitzgerald	Defensive Assistant	1990-92
	Defensive/Offensive/Administrative Assistant	1993
P.J. Fleck	Wide Receivers	2012
Chris Foerster	Offensive Line	1996-01
Wayne Fontes	Secondary	1976-81
	Defensive Coordinator/Secondary	1982-83
	Assistant Head Coach/ Defensive Coordinator/Secondary	1984
Jethro Franklin	Defensive Line	2006
Bob Fraser	Linebackers	2012
	Assistant Defensive Coordinator	2013
Jerry Frei	Offensive Line	1976-77
Dennis Fryzell	Special Teams	1976-77
Phil Galiano	Assistant Special Teams	2012-13
John Garrett	Wide Receivers	2013
Joe Gibbs	Offensive Coordinator/Offensive Backs	1978
Abe Gibron	Defensive Coordinator/Defensive Line	1976
	Chief Assistant/Defensive Line	1977-80
	Defensive Line	1981-84
Garrett Giemont	Strength and Conditioning	2003-05
Bob Gilmartin	Assistant Strength and Conditioning	2012-13
Doug Graber	Defensive Coordinator/Secondary	1987-89
Dennis Green	Strength and Conditioning Assistant	1992
Jay Gruden	Offensive Assistant	2002-08
Jim Gruden	Running Backs	1982-83
Jon Gruden	Head Coach	2002-08
Nathaniel Hackett	Offensive Quality Control	2006-07
Paul Hackett	Quarterbacks	2005-07
Jeff Hafley	Assistant Defensive Backs	2012
	Safeties	2013
Ray Hamilton	Defensive Line Assistant	1991
Tim Harkness	Receivers	1991
<b>Jay Hayes</b>	<b>Defensive Line</b>	<b>2016-</b>
Andrew Hayes-Stoker	Wide Receivers	2014-15
Kim Helton	Offensive Line	1983-86
<b>Jon Hoke</b>	<b>Secondary</b>	<b>2016-</b>
Tim Holt	Offensive Assistant	2010
	Assistant Offensive Line	2011
Skip Husbands	Offensive Line	1976-78
Harold Jackson	Wide Receivers	1992-93
Jeff Jagodzinski	Offensive Coordinator	2009

Bill Johnson	Offensive Line	1979-82
Kent Johnston	Strength and Conditioning	1987-91
<b>Nate Kaczor</b>	<b>Special Teams Coordinator</b>	<b>2016-</b>
<b>Dave Kennedy</b>	<b>Head Strength and Conditioning</b>	<b>2014-</b>
Chris Keenan	Assistant Strength and Conditioning	2009-11
Eddie Khayat	Defensive Line	1992-93
Monte Kiffin	Defensive Coordinator	1996-2008
Joe Kines	Outside Linebackers	1987-88
	Linebackers	1989-90
<b>Dirk Koetter</b>	<b>Offensive Coordinator</b>	<b>2015</b>
	<b>Head Coach</b>	<b>2016-</b>
Bill Kollar	Kicking Teams	1984
Aaron Komarek	Strength and Conditioning Assistant	1996-99
Aaron Kromer	Senior Assistant	2005
	Senior Assistant/Offensive Line	2006-07
Phil Krueger	Offensive Backs	1976
	Research and Development	1977-78
	Assistant to the President/Special Teams	1979-80
Hank Kuhlmann	Offensive Coordinator/Running Backs	1991
Jimmy Lake	Assistant Defensive Backs	2006-07
	Defensive Backs	2010-11
Don Lawrence	Defensive Line	1985-86
Bob Ligashesky	Special Teams Coordinator	2012
Dale Lindsey	Linebackers	1991
Steve Logan	Running Backs	2009-11
Alan Lowry	Special Teams/Tight End	1991
Steve Loney	Assistant Offensive Line	2012-13
Tem Lukabu	Defensive Assistant	2012-13
Johnnie Lynn	Defensive Backs	1994-95
Pete Mangurian	Offensive Line	2009-10
Richard Mann	Wide Receivers	2002-08
	Assistant Head Coach/Wide Receivers	2009
Joe Marciano	Special Teams	1996-01
Rod Marinelli	Defensive Line	1996-01
	Assistant Head Coach/Defensive Line	2002-05
Larry Marmie	Senior Defensive Assistant	2014-15
Carl Mauck	Offensive Line	1991
<b>Brett Maxie</b>	<b>Defensive Backs</b>	<b>2016-</b>
Ben McDaniels	Offensive Assistant	2012-13
John McKay	Head Coach/Vice President	1976-84
Keith Millard	Defensive Line	2011
Ron Middleton	Tight Ends/Assistant Special Teams	2004-06
Randy Melvin	Defensive Line	2012-13
<b>Todd Monken</b>	<b>Offensive Coordinator/Wide Receivers</b>	<b>2016-</b>
Mike Morris	Strength and Conditioning Assistant	2002-05
	Head Strength and Conditioning	2006-08
Pat Morris	Offensive Line	2011
Raheem Morris	Defensive Quality Control	2002
	Defensive Assistant	2003
	Assistant Defensive Backs	2004-05
	Defensive Backs	2007-08
	Head Coach	2009^-11
Chris Mosley	Assistant Offensive Line	2009
	Assistant Defensive Line	2010
Bill Muir	Offensive Coordinator/Offensive line	2002-08
Mike Mularkey	Quality Control	1994
	Tight End	1995
Chip Myers	Receivers	1983-84

Tony Nathan	Running Backs	1996-01
Hardy Nickerson	Linebackers	2014-15
Robert Nunn	Defensive Line	2009
Bill Nelsen	Quarterback and Receivers	1977, 1979
	Quarterbacks	1978, 1980-82
Kevin O'Dea	Defensive Assistant	1996-00
	Offensive Assistant	2001
	Special Teams Coordinator	2014-15
Tony Oden	Cornerbacks	2013
Ray Oliver	Strength and Conditioning	1992
Greg Olson	Quarterbacks	2008
	Offensive Coordinator/Quarterbacks	2009
	Offensive Coordinator	2010-11
Johnny Parker	Strength and Conditioning	2002
Stan Parrish	Quarterbacks	2002-03
Herb Paterra	Inside Linebackers	1987-88
Willie Peete	Running Backs	1992-94
Ray Perkins	Head Coach/V.P.-Football Operations	1987-90*
Floyd Peters	Defensive Coordinator/Defensive Line	1991
	Defensive Coordinator	1992-94
Tyrone Pettaway	Defensive Quality Control	2011
Mike Phair	Assistant Defensive Line	2014
<b>Carlos Polk</b>	<b>Assistant Special Teams</b>	<b>2014-</b>
Ricky Porter	Offensive Assistant	1996
Tom Pratt	Defensive Line	1995
Jim Pyne	Offensive Quality Control	2003-04
Vic Rapp	Running Backs	1985-86
John Rauch	Offensive Coordinator/Quarterbacks	1976
Jimmy Raye	Offensive Coordinator/Quarterbacks	1985-86
	Senior Offensive Assistant	2012
Dick Roach	Defensive Backs	1985-86
Alfredo Roberts	Tight Ends	2009-11
Brad Roll	Strength and Conditioning	1993-95
Tom Schertz	Offensive Assistant	1991
Greg Schiano	Head Coach	2012-13
Turk Schonert	Quarterbacks	1992-95
Larry Seiple	Receivers	1985-86
Steve Shafer	Defensive Backs	1991-93
Dan Shamash	Quality Control to the Head Coach	2012-13
Kyle Shanahan	Offensive Quality Control	2004-05
Bill Sheridan	Defensive Coordinator	2012-13
Doug Shively	Defensive Coordinator/Linebackers	1985
John Shoop	Quarterbacks	2004
Mike Shula	Offensive Assistant	1988-89
	Quarterbacks	1990
	Offensive Coordinator	1996-99
Kurtis Shultz	Assistant Strength and Conditioning	2006-08
	Head Strength and Conditioning	2009-11
Harry Smith	Strength Coach	1976-79
Lovie Smith	Linebackers	1996-00
	Head Coach	2014-15
Mikal Smith	Safeties	2014-15
<b>Mike Smith</b>	<b>Defensive Coordinator</b>	<b>2016-</b>
Miles Smith	Intern Coach	2014
	Defensive Quality Control	2015
Robb Smith	Linebackers	2013
<b>Tim Spencer</b>	<b>Running Backs</b>	<b>2014-</b>
Jim Stanley	Defensive Coordinator	1986

Les Steckel	Offensive Coordinator	2000
<b>Ben Steele</b>	<b>Offensive Quality Control</b>	<b>2014-</b>
George Stewart	Special Teams/Tight Ends	1992-94
	Special Teams	1995
Rodney Stokes	Special Teams	1987-90
Byron Storer	Assistant Special Teams	2010-11
Grady Stretz	Defensive Line	2011
Dwayne Stukes	Special Teams Quality Control	2008
	Assistant Defensive Backs	2009-10
	Special Teams Coordinator	2011
Mike Sullivan	Offensive Coordinator	2012-13
Jeff Tedford	Offensive Coordinator	2014
Ricky Thomas	Offensive Assistant	1997-98
	Tight Ends	1999-01
Rusty Tillman	Defensive Coordinator	1995
Howard Tippett	Linebackers/Special Teams	1981, 1985-86
	Linebackers	1982-84
Mike Tomlin	Defensive Backs	2001-05
Marc Trestman	Quarterbacks	1987
Ron Turner	Quarterbacks	2012
Art Valero	Tight Ends	2002-03
	Running Backs	2004-05
	Assistant Head Coach/Running Backs	2006-07
Alex Van Pelt	Quarterbacks	2010-11
<b>Joe Vaughn</b>	<b>Assistant Strength and Conditioning</b>	<b>2012-</b>
Dick Voris	Linebackers	1976
Dave Wannstedt	Special Teams Coordinator	2013
<b>George Warhop</b>	<b>Offensive Line</b>	<b>2014-</b>
Todd Wash	Defensive Quality Control	2007
	Defensive Line	2008-10
Morris Watts	Quarterbacks	1991
<b>Andrew Weidinger</b>	<b>Offensive Quality Control</b>	<b>2015</b>
	<b>Assistant Wide Receivers/Game Management</b>	<b>2016-</b>
Matt Wiegand	Assistant Offensive Line	2014
Chris Wiesehan	Offensive Assistant	2005
Alan Williams	Defensive Assistant	2001
Charlie Williams	Wide Receivers	1996-01
Richard Williamson	Wide Receivers	1987-89
	Assistant Head Coach/Wide Receivers	1990
	Head Coach	1990-91**
Kirby Wilson	Running Backs	2002-03
Richard Wood	Defensive Assistant	1991
Joe Woods	Defensive Quality Control	2004-05
Sam Wyche	Head Coach/Director of Football Operations	1992-95
Bob Wylie	Offensive Line	1992-95
Eric Yarber	Wide Receivers	2010-11
George Yarno	Assistant Offensive Line	2008

\* Ray Perkins was head coach for the first 13 games of 1990

\*\* Richard Williamson was named head coach with three games remaining in 1990

^ Raheem Morris was named defensive coordinator on December 25, 2008 prior to being promoted to head coach on January 17, 2009

## JOHN SPYTEK DIRECTOR OF PLAYER PERSONNEL



John Spytek enters his first season with the Buccaneers in 2016 as the Director of Player Personnel. Prior to joining Tampa Bay, Spytek spent three seasons with the Denver Broncos, where he worked as Southwest area scout in 2013, before being elevated to national scout, a position he held for two years (2014-15). The Broncos' 37 regular season and 42 overall wins were the most in the NFL over that three-year span, culminating in a Super Bowl 50 victory on February 7, 2016.

Before joining the Broncos, Spytek spent three seasons (2010-12) as the Cleveland Browns' director of college scouting. While with the Browns, Spytek assisted in drafting six players who earned PFW/PFWA All-Rookie Team honors and five players who were selected to a Pro Bowl.

Spytek began his player personnel career working as an intern with the Philadelphia Eagles in 2005, earning a full-time college scouting assistant position in 2006 and spending three years as a college/pro scout from 2007-09. His first job in the NFL was as an operations intern with the Detroit Lions in 2004.

John and his wife, Kristen, serve as vice president and president, respectively, of the National CMV Foundation. They founded the organization in 2013 to inform and educate families about the prevention of congenital CMV, a virus that ultimately claimed the life of their 21-month old daughter, Evelyn, in 2014. The couple is also parents to one son, Jack.

A native of Pewaukee, Wisconsin, Spytek played linebacker at Michigan from 1999-2002, earning a bachelor's degree in general studies and a master's in sports management.

## MIKE BIEHL DIRECTOR OF COLLEGE SCOUTING



Mike Biehl enters his third season with Tampa Bay in 2016, working as the team's director of college scouting, where he will be responsible for coordinating and compiling evaluations of all draft-eligible players, while overseeing the entire college scouting staff.

Biehl assisted General Manager Jason Licht in the 2015 NFL Draft, where the team held the first overall pick, used to select quarterback Jameis Winston, who earned Pepsi NFL Rookie of the Year and a PFWA All-Rookie Team selection, while setting nearly every rookie passing record in Buccaneers history. The 2015 draft also saw Tampa Bay select tackle Donovan Smith (34th overall), guard Ali Marpet (61st overall) and linebacker Kwon Alexander (124th overall), all of who earned a spot on the PFWA All-Rookie Team alongside Winston.

Biehl came to the Buccaneers with 16 seasons of NFL experience, including 13 seasons with the San Diego Chargers (2001-13). Biehl worked as the club's assistant director of college scouting for six seasons (2008-13), after being promoted from college scout (2001-07), where he scouted the Midwest region of the country. Over that span, the Chargers had the eighth-most wins in the NFL, won five AFC West division championships and made six playoff appearances.

Prior to his time with the Chargers, Biehl spent three seasons (1998-2000) working in the Buffalo Bills' personnel department, during which time the Bills had the NFL's sixth-best record and qualified for the playoffs twice.

A native of Champaign, Illinois, Biehl attended Illinois State University, where he earned a bachelor's degree in finance and a master's in sports management.

Mike and his wife, Kim, have two children: son Nathan, and daughter Kendall.

## MIKE GREENBERG

### DIRECTOR OF FOOTBALL ADMINISTRATION



Mike Greenberg enters his seventh season with the Buccaneers and fourth as director of football administration, having spent the previous two seasons as the coordinator of football administration, after originally joining the club as player personnel assistant in 2010.

Greenberg works directly with General Manager Jason Licht on all aspects of the salary cap, contract negotiations, compliance with the NFL's Collective Bargaining Agreement, as well as the club's financial and strategic planning. He also oversees budgeting for all football operations, including the coaching, scouting, video, athletic training, equipment, strength and conditioning and player development departments.

In his role as Director of Football Administration, Greenberg has overseen long-term contract extensions for both linebacker Lavonte David and defensive tackle Gerald McCoy, each of whom have earned All-Pro and Pro Bowl honors during their time with Tampa Bay.

Greenberg joined the Buccaneers after working with the New York Jets as a football administration intern in 2008 and 2009. He also spent time working as a law clerk for the National Football League's Management Council and as a summer associate at Jaspan Schlesinger LLP.

Greenberg graduated with honors from Cornell University in 2007 with a Bachelor of Science degree in policy analysis and management, and with a Juris Doctor from Hofstra University School of Law in 2010. He also was the research editor for the Hofstra Law Review. Greenberg is licensed to practice law in New York and New Jersey. He and his wife, Ilana, reside in Tampa.

## SHELTON QUARLES

### DIRECTOR OF FOOTBALL OPERATIONS



After spending 10 seasons (1997-2006) establishing himself as one of the best linebackers in Buccaneers history, Quarles joined Tampa Bay's front office. This season, Quarles enters his third year as director of football operations, after spending two seasons as director of pro scouting, a title he earned after two years as coordinator of pro scouting and four years as a pro scout for Tampa Bay.

In his current role, Quarles works directly with the head coach and general manager in organizing day-to-day operations of the team, while assisting with roster management and contract negotiations, advising the pro personnel department on advance scouting and overseeing all player travel and transportation.

While operating as director of pro scouting, Quarles was in charge of handling the team's pro personnel staff and evaluating players. Working as the coordinator of pro scouting, Quarles was responsible for coordinating the advance scouting of the Buccaneers opponents as well as organizing player workouts. During his time as a pro scout, Quarles' responsibilities included the in-season scouting of Buccaneers opponents and all NFL free agents. He also participated in the scouting and evaluation of the Tampa Bay roster. In 2007, his first season in the front office, Quarles helped guide the Buccaneers to the NFC South division title. In 2010, Quarles helped the Buccaneers to a 10-6 record, finding multiple players via free agency and waivers that made significant contributions to the team.

During his 10 seasons on the field, Quarles helped lead the Buccaneers to three division titles (1999, 2002 and 2005) while also earning a world championship following the 2002 season in Super Bowl XXXVII. He also made his first Pro Bowl appearance in 2002 as a member of the top-ranked defensive unit in the NFL. Overall, Quarles was a member of a Buccaneers defense that ranked first in the NFL in total defense on two occasions (2002 and 2004) and finished the season in the Top 10 in eight of his 10 years as a player.

Quarles' decade of service left its mark on the Buccaneers' record book. His 148 career games played and 113 career starts as a Buccaneer rank eighth and ninth, respectively, in team history. He also ranks fourth in team annals with 985 career tackles, including a career-high and team-best 196 tackles in 2005, the third-highest total in a single season in team history. Quarles played all three linebacker positions during his career and is the first and one of only two players in team history to record a touchdown and a safety (also Rondé Barber) during their career. In 1999, he posted a team-record 31 special teams tackles and in 2001, Quarles recorded the longest play in team history with a 98-yard interception return for a touchdown. He also earned numerous awards during his playing career, including the NFL Unsung Hero Award in 2002, the Buccaneers Man of the Year Award in 2004 and the Ed Block Courage Award in 2006.

Quarles was, and remains, one of the most philanthropic figures in the Tampa Bay area. Since its inception in 2004, the Shelton Quarles' IMPACT Foundation has had the mission of benefiting at-risk children, youth and their families by providing assistance, programs and events designed to build self-esteem, provide unique life changing opportunities and help them to set and achieve their life goals. The IMPACT Foundation has raised over \$500,000 and impacted the lives of over 3,000 at-risk single-parent families in the Tampa Bay Area.

Shelton Quarles' IMPACT Foundation's signature program is the Home Blitz, formerly known as Mothers' Day Miracles. At-risk single-parent families are nominated for the Home Blitz program and once selected, they receive a complete home makeover. This makeover, valued at over \$40,000 for each family, includes furniture, home décor, interior design services, lawn care, supplies, food and more. Each family is sent away on an all-expense paid vacation as their home is being transformed.

Quarles and his IMPACT Foundation host several fundraising events throughout the year. Shelton Quarles' Celebrity Waiter Night gives guests a chance to have their order taken, drinks poured, dinner served and dessert delivered by Quarles and some of Tampa's well-known celebrities and sports figures. Quarles also hosts the Transitions Championship Celebrity Pro-Am, which benefits his IMPACT Foundation. For more information on Shelton Quarles' IMPACT Foundation, please visit [www.sheltonquarles.org](http://www.sheltonquarles.org).

Quarles has also participated in many charitable endeavors through the Buccaneers organization. In the 2011 offseason, along with former Buccaneers Mike Alstott, the late Lee Roy Selmon and Doug Williams, Quarles signed autographs at a local mall to help raise funds and awareness for the earthquake victims in Haiti. Together, the group helped raise over \$125,000 for the Red Cross. In 2007, he walked the runway for the "Fashion Funds the Cure" fashion show to benefit the Pediatric Cancer Foundation and that same year, Quarles traveled with three other NFL players to visit U.S. troops at military bases throughout the Persian Gulf as part of the NFL-USO program.

Upon Quarles' retirement, Florida Governor Charlie Crist named him as chairman of the Tampa Bay Area Regional Transportation Authority, a position in which he served from September 2007 to September 2009. As chairman, Quarles led a seven-county, 15-member board that had a stated goal of building a transportation master plan to tackle the significant transportation issues facing the greater Tampa Bay area. He stepped down from this responsibility in order to dedicate his full time and attention to the Buccaneers. Quarles also served on the Board of Directors for Tampa General Hospital (2009-2016) and also sits on the Celebration of Literacy Committee as an Honorary Host Committee member for Celebration of Reading. He was named the Trailblazer of Our Children's Future by the Hillsborough County Sheriff's Office and won the Tower of Achievement Award for outstanding leadership and contributions by the USF Area Community Civic Associations.

An avid golfer, in the spring of 2009, Quarles was part of the winning foursome in the Transitions Championship Pro-Am at Innisbrook.

Quarles is married to Damaris and the couple resides in Tampa with their daughter, Gabriela Nicole, and sons, Shelton Eugene Jr. and Carlos Antonio.



## ROB MCCARTNEY

### DIRECTOR OF PRO SCOUTING



Rob McCartney enters his sixth season with the Buccaneers and first as director of pro scouting, after two seasons as the team's pro scouting coordinator.

As director of pro scouting, McCartney oversees the Buccaneers pro personnel staff and advance reports, along with the evaluation of opponents, pro leagues, free agents and trade prospects.

McCartney spent the 2014 season as a national scout, following two seasons as a pro scout, a title he earned after being elevated from a pro personnel assistant.

While working as a national scout, McCartney was responsible for scouting top college prospects east of the Mississippi River.

As a pro scout, McCartney assisted Tampa Bay's pro personnel department with advance scouting of the Buccaneers' opponents, as well as organizing player workouts and the evaluation of all pro leagues. McCartney also assisted the head coach and general manager in the evaluation of free agents.

McCartney came to Tampa Bay after working as a player personnel intern for the Pittsburgh Steelers organization from 2009-10 and as a summer intern in the player personnel department from 2006-08.

McCartney graduated from the University of South Carolina in 2009 with a Bachelor of Science degree in sport and entertainment management. Rob and his wife Kristi reside in Tampa.

## SHANE SCANNELL

### PRO SCOUT



Shane Scannell enters his second season with the Buccaneers and his first as a pro scout, after spending the 2015 season as a scouting assistant.

In Scannell's current role, he will assist Director of Pro Scouting Rob McCartney with advance scouting of upcoming opponents, evaluating players from all professional leagues, organizing player workouts and assisting with free agency and college evaluations.

While working as one of the team's scouting assistants, Scannell helped in player evaluations, organizing and executing free agent workouts and draft preparations.

Scannell played football collegiately at Wesleyan University and graduated with a bachelor's degree in sociology. A native of Mawah, New Jersey, he played high school football at Don Bosco. He currently resides in Tampa.

## STEVE WEST PRO SCOUT



Steve West enters his fourth season with the Buccaneers and third as a pro scout, after being elevated from scouting assistant following the 2013 season.

As a pro scout, West will assist Coordinator of Pro Scouting Rob McCartney with advance scouting of upcoming opponents, evaluating players from all professional leagues, organizing player workouts and assisting with free agency and college evaluations.

West began his NFL career in 2009, working as an offensive assistant for the Oakland Raiders, a position he held for three years, before joining the New York Jets in 2012, where he worked as a pro personnel/football operations assistant.

A native of Bayonne, New Jersey, West earned a bachelor's degree in business administration from Saint Joseph's in 2007 and received a master's in sport management from the University of San Francisco in 2010. West and his wife, Emily, reside in Tampa.

## BYRON KIEFER NATIONAL SCOUT



Byron Kiefer enters his 12th season overall and second as a national scout with the Buccaneers. Kiefer spent the previous nine seasons working as an area scout. He has been a part of two NFC South division championships (2005 and 2007) in Tampa Bay.

Previously, Kiefer was the Buccaneers' National Football Scouting representative, in which his focus was scouting players in the Southeast as well as working with the NFL combine, where he helped the NFL select invitees to the annual event.

He began his career with the Buccaneers as a pro personnel assistant in 2005. In this role, Kiefer assisted in daily transactions and coordinated player tryouts. He also assisted in scouting other pro leagues, including NFL Europe, CFL and AFL.

Prior to joining the Buccaneers, Kiefer worked in the University of South Florida football office during the 2003 season, assisting with football operations and recruiting. He also worked as a trade support associate at Raymond James Financial from 2003-05.

Kiefer graduated from Mercer University in 2003, where he was a letterman pitcher on the baseball team. Kiefer and his wife, Mirela, have two sons, Tyson and Nolin. They reside in St. Petersburg, Florida.




Andy Speyer enters his third season with the Buccaneers working as a national scout. In his role as national scout, Speyer will be responsible for scouting college prospects west of the Mississippi River.

Speyer joined Tampa Bay after 12 seasons working with the Philadelphia Eagles' player personnel department, including 11 as a college scout, covering the Southwest, Midwest and Northeast regions at various points during that time. While with Philadelphia, Speyer was a member of an organization that won six division titles and one conference championship. Speyer got his start with the Eagles as a training camp intern in 2001 and worked as a pro personnel intern in 2002.

A native of Spring, Texas, Speyer played collegiately at Ricks College (Rexburg, Idaho), before serving a two-year LDS mission in Pocatello, Idaho. Speyer returned to Ricks for one semester before transferring to the University of Utah and earning his undergraduate degree in business management. He also earned a MBA and a master's degree in sports administration from Ohio University.

Speyer and his wife, Lynette, have two sons, Braden and Kahler, and a daughter, Hailey.



Donovan Cotton enters his third season with the Buccaneers and his second as an area scout, after spending the 2014 season as a scouting assistant.

In Cotton's current role, he is responsible for evaluating colleges in the Southwest portion of the country. As a scouting assistant, Cotton assisted in player evaluations, organizing and executing free agent workouts and helping in draft preparations.

Prior to joining the Buccaneers, Cotton worked as a player personnel scouting intern for the Seattle Seahawks in 2013, tracking depth charts, completing player reports and monitoring the waiver wire, among other duties. He got his start in the NFL with the Green Bay Packers in 2011, working as a training camp scouting intern.

Cotton played football collegiately at Norfolk State and graduated with a Bachelor of Business Entrepreneurship in 2011. He is single and resides in Tampa.

**ANDRE FORDE**  
**COLLEGE SCOUT**

Andre Forde enters his eighth season with the Buccaneers as an area scout.

Prior to his time with the Buccaneers, Forde served as varsity wide receivers coach for Coral Glades (Fla.) High School, and, after that, was owner of Men of Valor Football and Speed Training, which provided individualized football training with the focus on speed and football development.

Forde graduated with a B.A. in sociology from the University of Buffalo in New York in 2003. He was a four-year letterman at wide receiver and kick returner at the University of Buffalo, where he was a MAC Scholar Athlete every season. Forde played wide receiver for the Tulsa Talons of the AFL in 2006 and 2007, and spent time in the NFL with the Chicago Bears and Indianapolis Colts as well as the Amsterdam Admirals with NFL Europe.

Forde and his wife, Patrice, reside in South Florida with their three children: Hannah, Jeremiah and Isaiah.

**TONY HARDIE**  
**COLLEGE SCOUT**

Tony Hardie enters his sixth season with the Buccaneers as an area scout.

Hardie began with the Buccaneers working as the team's combine scout covering the Southeast region for National Football Scouting, before scouting the Mountain West and Mid-Atlantic regions of the United States.

Prior to joining the Buccaneers, Hardie worked on the football staffs at Northwestern University (2010-11) and at the University of Chicago (2007-09).

Hardie served as the director of defensive quality control and defensive quality control/player personnel assistant with the Wildcats and was the cornerback coach and video coordinator on the Chicago staff. In 2010, he helped guide Northwestern to an appearance in the 2011 TicketCity Bowl.

Hardie graduated from Notre Dame with a Bachelor of Business in finance in 2007. He is single and resides in Charlotte, North Carolina.

## BRIAN HUDSPETH

### COLLEGE SCOUT



Brian Hudspeth enters his eighth season with the Buccaneers as a college scout, and his sixth as an area scout. He is currently responsible for the Southeastern region.

In his 16th NFL season overall, Hudspeth spent two years with Tampa Bay working as a national scout (2012-13), where he was responsible for scouting the entire country with an emphasis on the southern region.

In his first three seasons with the team, Hudspeth was responsible for scouting a portion of the southern United States, including Florida, Louisiana, Mississippi, Oklahoma, Texas and selected schools in Arkansas and Tennessee.

Hudspeth spent five seasons (2004-08) with the Houston Texans prior to joining the Buccaneers. He served as a college scout from 2006-08, covering the Southeast and Southwest regions while cross checking the Mid-Atlantic. Prior to his appointment to that position, he served as a pro and college scouting assistant for Houston from 2004-05. Hudspeth joined the Texans after working for the Atlanta Falcons in player personnel from 2001-04. He filled various roles for the Falcons, including player personnel/football systems analyst in 2003-04, scouting assistant in 2002 and scouting intern in 2001.

Before joining the NFL, Hudspeth served on the football operations staff at the University of Tennessee from 1998-2001. He was a graduate assistant on the 1998 Volunteers staff that won the first-ever BCS National Championship, 1998 SEC Championship and 1999 Fiesta Bowl with a perfect 13-0 record. As a member of the Volunteers, Hudspeth was also a part of the 2000 Fiesta Bowl and 2001 Cotton Bowl. Hudspeth arrived at Tennessee after spending the 1996-97 seasons as a intern assistant coach at Petal (Mississippi) High School.

Hudspeth earned his Masters of Science degree from the University of Tennessee in 1999 and Bachelor of Arts degree from the University of Southern Mississippi in 1997. The New Albany, Mississippi native is single and resides in Tampa.

## TONY KINKELA

### COLLEGE SCOUT



Tony Kinkela enters his eighth season overall with the Buccaneers and his sixth as an area scout. Kinkela originally joined Tampa Bay as a combine scout, focusing on the NFL combine and working with the NFL in selecting invitees to the annual event.

Prior to joining the Buccaneers, he spent three seasons as the Director of Football Operations for the Tulane Green Wave from 2006-08.

During the 2004 and 2005 campaigns, Kinkela was the assistant director of football operations at Washington State. He also served as the assistant to the recruiting coordinator during the same period, coordinating on campus official and unofficial visits and oversaw the recruiting film system. As a member of the Cougars' staff, Kinkela was a part of Washington State's 2003 Rose Bowl and Holiday Bowl teams, and the 2001 Sun Bowl squad.

As a student at WSU, Kinkela served as a student assistant for the football team from 2001-04, and was a student representative for the NCAA Peer Review Board from 2001-02. A native of Graham, Washington, he received his bachelor's degree in sport management in 2004 and his master's degree in education administration in 2011 from Washington State. Kinkela resides in Bonney Lake, Washington with his wife, Merilee, son Koen and daughter Kenley.

## PAT PERLES

### PLAYER PERSONNEL SCOUT



Pat Perles enters his third season with Tampa Bay in 2016, working as a player personnel scout.

In his current capacity, Perles scouts select prospects across the United States.

Perles spent the 2013 season as the offensive line coach at Syracuse University. Prior to his time with the Orange, he spent three seasons working with the Kansas City Chiefs, as defensive quality control/assistant linebackers coach (2009) and assistant offensive line coach (2010-11).

Before joining the Chiefs, Perles spent nine seasons in the collegiate ranks, working for North Dakota State (2003-08) and Michigan State (2000-02), his alma mater. Perles worked in the Canadian Football League for six seasons, coaching the offensive line for three teams: the Saskatchewan Roughriders (1994-96), the Winnipeg Blue Bombers (1997) and the Hamilton Tiger-Cats (1998-99), winning a Grey Cup title in his final year with Hamilton.

Perles began his coaching career at the University of Toledo, where he tutored the defensive line for three seasons (1989-91), before joining the Los Angeles Rams as a defensive assistant for two years (1992-93).

A Detroit native, Perles is the son of George Perles, who served 12 seasons as the head coach at Michigan State (1983-94). Pat played for his father from 1983-86. He and his wife, Karen, have three children: Hannah, Joseph and Julia.

## SPENCER DILLE

### DIRECTOR OF FOOTBALL TECHNOLOGY



Spencer Dille enters his fifth season with the Buccaneers in 2016 as director of football technology.

Dille is responsible for the development and maintenance of all football-related software and technology. He works closely with the front office, scouting department, trainers and coaching staff in the implementation of the latest technology and football-related applications. Additionally, Dille serves as a liaison between the information technology department and football operations, helping to troubleshoot a variety of technological issues on a continual basis.

Prior to joining the Buccaneers, he spent seven years (2004-11) with COMANCO Environmental Corporation, managing and developing their operational technology. From 2011-12, he worked with Kobie Marketing, developing their loyalty management software platform. Dille received both his Bachelors of Computer Engineering and Masters of Computer Science degrees from the University of Minnesota.

Dille resides in Lithia with his wife, Deborah, their three children, Amelia, Erik and Josephine.

## ANDRES TRESCASTRO

### DIRECTOR OF TEAM SECURITY



Andres Trescastro enters his 19th season with the Tampa Bay Buccaneers and his 18th as the Director of Security. Trescastro handles all of the team's security investigation, working hand-in-hand with all local law enforcement agencies, for the protection and safety of coaches, players and ownership group at the main offices, on the road and at all events.

Trescastro's current responsibilities with the team include providing security for the entire coaching staff and all players, assisting TSA officials in securing buses and charter flights, organizing police escorts and safeguarding hotel facilities while on the road and during training camp.

A veteran security director with more than 32 years of experience, Trescastro is a graduate of the Florida Department of Law Enforcement, as well as the Tampa Police Academy and Hillsborough County Sheriff Reserve Force. Trescastro also owns extensive training in field investigation and advanced surveillance/advance protocol and has led high-level security teams for several Presidential visits to the Tampa area, as well as visits from the Royal Family. He was also the Security Director for the Tampa Bay Buccaneers Super Bowl XXXVII Championship team.

Trescastro has worked to make Raymond James Stadium one of the safest venues in the NFL. He instituted the first protocol for TSA screening at team facilities prior to away game travel in 2000 and brought that same process, which is now used league-wide, to Raymond James Stadium, becoming the first NFL stadium to use it.

Prior to joining the Buccaneers, Trescastro worked at Beneficial Savings and Loan Corporation from 1983-97.

A native of Cuba, Trescastro currently resides in South Tampa. He has three children: daughter Elena, who is attending Florida State; son, Christian who recently graduated from Plant High School; and daughter, Danae currently attending Plant High School.

## DUKE PRESTON

### DIRECTOR OF PLAYER ENGAGEMENT



Duke Preston enters his second season as the director of player engagement, after joining the Buccaneers prior to the 2015 season.

As director of player development, Preston focuses on the personal and professional growth of players through guidance and support, with a focus in five core areas: career development, career transition assistance, continuing education, financial education and player assistance services.

Preston came to Tampa Bay from the University of Notre Dame, where he worked as the football team's Director of Player Development (April 2014-February 2015), following time spent as Director of Student-Athlete Welfare & Development (January 2013-April 2014). Prior to joining Notre Dame, Preston worked as an Area Director/Program Spokesman for the Fellowship of Christian Athletes (July 2010-January 2013).

Preston – a former offensive lineman – played collegiately at the University of Illinois, before being drafted in the fourth round (122nd overall) of the 2005 NFL Draft by the Buffalo Bills. In a four-year NFL career, Preston played in 59 games with 20 starts, spending time with the Bills, the Green Bay Packers and the Dallas Cowboys. While at Illinois, Preston earned a bachelor's degree in speech communication and began work on a master's degree in educational policy studies. Following his playing career, Preston earned a master's degree in Christian education from the Dallas Theological Seminary.

## BOBBY SLATER

### HEAD ATHLETIC TRAINER



Bobby Slater enters his third season with the Buccaneers in 2016 working as the team's head athletic trainer.

Slater joined Tampa Bay after 15 years with the Chicago Bears, finishing his time there as the team's assistant head athletic trainer/director of rehabilitation. Slater began his career with Chicago in 1999 as an assistant athletic trainer, before being promoted to director of rehabilitation in 2002. Slater held that position for 10 years before adding assistant head athletic trainer to his title in 2012.

Slater began his career in the NFL with the Bears as a training camp intern in 1994, serving in the same capacity with the Miami Dolphins in 1995 and again with Chicago in 1998.

Before joining the Bears full-time, Slater worked as a graduate assistant athletic trainer from 1997-99 at Mississippi State University. He was also an athletic trainer at Lee Memorial Hospital (1997) and A. Kagan Orthopedics in Ft. Myers, Florida (1995-97).

Slater received a Bachelor of Science degree from Florida Southern College and a Master of Science degree from Mississippi State. Slater and his wife, Bridget, have three daughters – Savannah, Natalee, and Brooke – and a son, Ryan.

## KEVIN LUHRS

### TEAM SPORTS DIETITIAN



Kevin Luhrs enters his seventh season as the team sports dietitian with the Buccaneers in 2016.

As a Registered and Licensed Dietitian, along with Strength and Conditioning Specialist Certification, his duties include the coordination of all meals and snacks for all players. In addition, Luhrs instructs players how and what to eat based on their individual goals and nutritional needs. He is heavily involved in player rehydration and weight management programs, along with recovery strategies.

His secondary duties involve being an assistant strength and conditioning coach under the direction of Head Strength and Conditioning Coach Dave Kennedy.

Luhrs worked as a volunteer nutritionist at the University of Nebraska in 2009 where he assisted the director of sports nutrition with various tasks that included body composition, weekly news blogs and nutrient analysis projects.

Luhrs was a defensive lineman for the University of Nebraska from 2003-07, during which time he was named to the Big 12 Commissioner's Academic Honor Roll eight times. Luhrs also served as a student-coach for the Cornhuskers in 2007. He graduated with a degree in Education and Human Sciences with a concentration in Nutritional Science and Dietetics in December 2007.

Luhrs was born on September 29, 1984, in Omaha, Nebraska, and currently resides in Tampa with his wife, Jacqueline.



## BRAD BERLIN

### HEAD EQUIPMENT MANAGER



Berlin joins the Buccaneers after spending the past two seasons as the Director of Equipment Operations for Michigan (2014-15), overseeing equipment operations for all 31 athletic teams and directing seven full-time equipment managers.

Prior to joining the Wolverines, Berlin spent 13 years with the Washington Redskins (2001-13), serving as the head equipment manager for the team, overseeing all aspects of the equipment and locker rooms at Redskins Park and FedEx Field.

Before entering the NFL, Berlin spent nine years working at the collegiate level, beginning his career as head equipment manager with Utah State (1992-93). He also worked at Colorado State (1994-98), Missouri (1998-99) and Louisville (2000).

A native of Marshall, Missouri, Berlin earned a bachelor's degree in educational studies and sports management from Missouri in 1989 and later earned a master's of education in sports management in 1993. He and his wife, Molly, have three children – daughters Hannah and Miranda and son Brady.

## DAVE LEVY

### VIDEO DIRECTOR




Dave Levy begins his 29th season as the team's video director in 2016. Levy's contributions helped lead the Buccaneers to their first Super Bowl title in 2002, a 48-21 victory over Oakland in Super Bowl XXXVII. He has also been a part of the Buccaneers three NFC South division titles and four total division titles during his tenure.

Levy was instrumental in the development and layout of the Buccaneers' new training facility at One Buccaneer Place, which opened in 2006. His insight helped create one of the most technologically advanced sports training facilities in the world, providing the coaches and personnel department with a distinct advantage.

His responsibilities include all recording, editing and production for the team. He also manages Tampa Bay's digital game film library. In preparation for each season's NFL Draft, Levy's department also aids the personnel department in acquiring, editing and maintaining digital game footage on draft-eligible players. He was hired by the Buccaneers after previously serving as an assistant in the Pittsburgh Steelers' video department.

A native of Pittsburgh, Levy went to high school in Bethel Park, Pennsylvania. Levy also attended the Community College of Allegheny County, the University of Pittsburgh, and Indiana University of Pennsylvania. He and his wife Tracy live in New Tampa. They have six children: Andrew, Garrett, Bryce, Stacy, Casey and Katie.




Chris Bryan enters his 17th season with the Buccaneers in 2016 and 11th as assistant video director. He assists video director Dave Levy in the shooting and editing of games and practices, while also editing and producing various other teaching and instructional videos for the coaching staff.

In 2002, Bryan was part of a Buccaneers staff that claimed a Super Bowl XXXVII victory over the Oakland Raiders. During his time with the club, Bryan has been a part of three NFC South division titles.

Bryan, a native of St. Petersburg, spent his first six seasons with the Buccaneers as a video assistant from 2000-05. He is single and resides in St. Petersburg.


## OTHER FOOTBALL STAFF



**John Ames**  
*Asst. Athletic Trainer*



**Daniel Battles**  
*Asst. Groundskeeper*



**Justin Camp**  
*Video Assistant*



**Scott DeGraff**  
*Asst. Athletic Trainer*



**Stanley Delva**  
*Asst. Athletic Trainer*



**Ed Hasselman**  
*Asst. Equipment Manager*



**Josh Hinch**  
*Scouting Assistant*




**Travis Hohlbein**  
*Asst. Groundskeeper*



**Rob Julian**  
*Groundskeeper*



**Jessica Larsen**  
*Executive Asst. to the GM*



**Levi Lewis**  
*Video Assistant*



**Tyler Martin**  
*Asst. Equipment Manager*



**Brian McLaughlin**  
*Scouting Assistant*




**Antwon Murray**  
*Scouting Assistant*



**Mike Myrick**  
*Asst. Equipment Manager*



**Tyler Oberly**  
*Manager of Analytics*



**Alec Wargo**  
*Asst. Equipment Manager*

# BUCCANEERS SENIOR STAFF



**Deno Anagnost**  
*Director of Sales*



**Marc Budine**  
*Director of Corporate  
Partnerships & Marketing*



**David Cohen**  
*General Counsel*



**Chris Cook**  
*Director of Guest &  
Member Relations*



**Kevin Corbett**  
*Director of Digital &  
Content Strategy*



**Carey Cox**  
*Director of Marketing &  
Brand Strategy*



**Joe Fada**  
*Chief Financial Officer*



**Jim Frevola**  
*Chief Partnership  
Officer*



**Kristin Hamwey**  
*Senior Director of  
Human Resources*



**Ed Johnston**  
*Director of Information  
Technology*



**Matt Kaiser**  
*Director of New  
Business Development*



**Brian Killingsworth**  
*Chief Marketing  
Officer*



**Nelson Luis**  
*Senior Director of  
Communications*



**Jim Mackes**  
*Director of Events &  
Entertainment*



**Ben Milson**  
*Chief Ticketing Officer*



**Caleb Quaid**  
*Director of Business  
Administration*



**Tom Rowan**  
*Director of Facility  
Security*



**Jeff Ryan**  
*Director of Broadcast  
Operations*



**Amy Saxon**  
*Director of Group  
Sales*



**Eileen Sweeney**  
*Director of Community  
Relations*

# BUCCANEERS STAFF



**Danielle Allen**  
*Club Member Relations Associate*



**Natalie Andrianos**  
*Account Executive*



**Richard Annuciata**  
*Luxury Suite Account Executive*



**Maria Araujo**  
*Back of House*



**Lindsey Banks**  
*Member Relations Associate*



**Allen Barrett**  
*Public Relations Manager*



**Tara Battiato**  
*Cheerleading & Mascot Manager*



**Keith Baulsir**  
*Corporate Partnerships Development Manager*



**Michael Beadles**  
*Executive Chef*



**Joe Benson**  
*Events & Entertainment Coordinator*



**Andrew Berecz**  
*Premium Sales Account Executive*



**Amanda Berger**  
*Sales & GMR Assistant*



**Ben Boaz**  
*Group Account Executive - Orlando*



**Alex Bohne**  
*Information Technology Support*



**Dan Boyd**  
*Game Day Manager*



**Randy Breece**  
*Facility Safety Officer*



**John Breedlove**  
*Manager of Insights & Strategy*



**Bill Burch**  
*Senior Facilities Manager*



**Jerrett Burke**  
*Club Member Relations Manager*



**Luke Burket**  
*Group Sales Manager - Orlando*




**Cameron Caddell**  
*Group Account Executive - Sarasota*




**Evita Camacho**  
*Graphic Designer*



**Courtney Campbell**  
*Group Account Executive*



**Siara Campbell**  
*Member Relations Associate*



**Mario Canal**  
*Senior Staff Accountant*

FRONT OFFICE

PLAYERS

2015 REVIEW

HISTORY

RECORDS

SIDELINES


## BUCCANEERS STAFF



**Matt Caraballo**  
*Senior Ticket  
Operations Coordinator*



**Bobby Carney**  
*Suite Sales Manager*



**Jim Carroll**  
*Senior Member  
Relations Associate*



**Brittany Cesario**  
*Club Member Relations  
Associate*



**Vince Cesario**  
*Purchasing Manager*



**Matt Chmura**  
*Sales Manager*



**Bill Clark**  
*Data Analyst*



**Bruce Cohn**  
*Events Manager*



**Lauren Compton**  
*Senior Luxury Suite  
Manager*



**Eileen Crawford**  
*Executive Assistant to  
Chief Operating Officer*



**Samantha Crawford**  
*Receptionist*




**Stephen Daily**  
*Maintenance  
Technician*



**Chris Denner**  
*Controller*



**Austin Dinnes**  
*Account Executive*



**Cuc Do**  
*Back of House*



**Kristoffer Dolen**  
*Account Executive*



**Dunghoa Dong**  
*Back of House*



**Bobbi-Sue Doyle-Hazard**  
*Assistant General  
Counsel*



**Bill Eagan**  
*Club Member Relations  
Associate*



**Heather Evans**  
*Community Relations  
Coordinator*



**Sarah Evans**  
*Community Outreach  
Coordinator*



**Marc Ferguson**  
*Account Executive*



**Austin Fetzer**  
*Group Account  
Executive - Sarasota*



**Steve Fidura**  
*Community Relations  
Manager*



**Sue Finzer**  
*Accounts Payable  
Coordinator*

# BUCCANEERS STAFF

FRONT OFFICE

PLAYERS

2015 REVIEW

HISTORY

RECORDS


SIDELINES



**Drew Foster**  
*Account Executive*



**Tyler Frattura**  
*Premium Sales  
Account Executive*



**Kyle Gilliam**  
*Front of House*



**Carly Glennon**  
*Corporate Partnerships  
Marketing Manager*



**Brandon Golden**  
*Senior Premium Sales  
Account Executive*



**Aubrey Grier**  
*Member Relations  
Associate*



**Bernice Griffin**  
*Receptionist*




**Katy Grindstaff**  
*Group Account  
Executive*



**Courtney Grovatt**  
*Account Executive -  
Sarasota*



**Gerald Harris**  
*Premium Sales  
Account Executive*



**Brock Haymaker**  
*Account Executive*



**David Heringer**  
*Graphic Designer*



**John Hetrick**  
*Premium Sales  
Account Executive*



**Danielle Higgins**  
*Front of House*



**Jill Hobbs**  
*Player Benefits & Alumni  
Program Manager*



**Eric Holland**  
*Manager of Analytics*



**Alison Holme**  
*Corporate Partnerships  
Marketing Manager*



**Alexandria Holt**  
*Member Relations  
Associate*



**Taylor Horton**  
*Purchasing Coordinator*



**Kaitlin Howell**  
*Youth Outreach  
Coordinator*



**Tiffany Hubert**  
*Member Relations  
Associate*



**Nick Huston**  
*Luxury Suite  
Account Executive*



**Justin Jackson**  
*Account Executive*



**Paul Janke**  
*Receiving Coordinator*



**Tim Jarocki**  
*Senior Manager of  
Team Operations*

## BUCCANEERS STAFF



**Kelianne Johnson**  
Corporate Partnerships  
Development Manager



**Mark Johnson**  
Premium Club  
Relations Associate



**Joe Kania**  
Digital & Creative  
Services Coordinator



**Anna Karefa-Johnson**  
Affinity Manager



**Chris King**  
Public Relations  
Coordinator



**Harrison Kirschbaum**  
Marketing & Creative  
Services Manager



**Kristopher Knief**  
Brand Strategist



**Jeff Kravetz**  
Ticket Operations  
Coordinator



**Stephanie Kuhn**  
Executive Assistant to  
the Owners



**Joshua Lane**  
Producer



**Nellie Langeland**  
Guest & Member  
Relations Manager




**Jim LeRoy**  
Senior Facilities  
Manager



**Dave Leutwyler**  
Premium Sales  
Account Executive




**Allie Lewis**  
Group Account  
Executive



**Michael G. Lietz**  
Corporate Partnerships  
Marketing Manager



**Zach Lumley**  
Business Administration  
Coordinator



**Stephen Lynch**  
Producer



**Mike Martin**  
Facility Safety Officer



**Phil Martin**  
Premium Sales  
Account Executive



**Jacque McKelvin**  
Executive Assistant to  
the Owners



**Kristen McMahan**  
Payroll Coordinator



**Eddie Mendez**  
Account Executive



**Kim Michal**  
Human Resources  
Generalist



**German Montero**  
Account Executive



**Alex Morgan**  
Events & Entertainment  
Coordinator



# BUCCANEERS STAFF



**Jentry Mullins**  
Premium Sales  
Accountant Executive



**Andrew Norton**  
Digital Content  
Producer



**Blake Pallansch**  
Account Executive



**Bree Parker**  
Recruiting & Training  
Manager



**Michael Pehanich**  
Senior Public Relations  
Manager




**Sarah Penhallegon**  
Senior Events Manager



**Scott Peterson**  
Producer



**Casey Phillips**  
Team Insider



**Rex Polkinghorne**  
Executive Assistant to  
the Owners



**Erin Porco**  
Senior Group  
Account Executive



**Andrew Radke**  
Account Executive



**Steve Radomsky**  
Finance Manager



**Cesar Rivera**  
Team Operations  
Assistant



**David Roberts**  
Maintenance  
Technician



**Eric Rook**  
Website Developer



**Daniel Roy**  
AV Engineer



**Terry Roy**  
Group Sales Manager  
- Tampa



**Chris Rumore**  
Maintenance Manager




**Steven Rutkowski**  
Network Administrator



**Kelly Schutz**  
Public Relations  
Coordinator



**David Sharpsteen**  
Graphic Designer



**Seth Shuman**  
Group Account  
Executive



**Hayley Simpson**  
Account Executive



**Adam J. Smith**  
Corporate Partnerships  
Development Manager



**Kevin Smith**  
Luxury Suite Manager

FRONT OFFICE

PLAYERS

2015 REVIEW

HISTORY

RECORDS

SIDELINES

## BUCCANEERS STAFF



**Scott Smith**  
*Senior Writer*




**Chris Spano**  
*Group Sales Manager - Sarasota*



**Francis Spencer**  
*Group Account Executive*



**Joey Street**  
*Senior Staff Accountant*



**Austin Taylor**  
*Front of House*



**Darrell Taylor**  
*Youth Outreach Manager*



**Ryan Tolley**  
*Corporate Partnerships Development Manager*



**Jason Turner**  
*Production Manager*



**Mike Vanduyn**  
*Premium Sales Manager*



**Carmen Vitali**  
*Communications Coordinator*



**Ben Ward**  
*Group Account Executive- Orlando*



**Amy Weber**  
*Senior Ticket Operations Manager*



**Max Weisenbach**  
*Group Account Executive*



**Courtney Williams**  
*Luxury Suite Manager*



**Kathryn Williams**  
*Group Account Executive*

# 2016 STAFF DIRECTORY

FRONT OFFICE

PLAYERS

2015 REVIEW

HISTORY

RECORDS

SIDELINES

## OWNERSHIP

Co-Chairman.....	Bryan Glazer
Co-Chairman.....	Joel Glazer
Co-Chairman/Glazer Family Foundation Co-President.....	Edward Glazer
Glazer Family Foundation Co-President.....	Darcie Glazer Kasewitz

## FRONT OFFICE

General Manager.....	Jason Licht
Chief Operating Officer.....	Brian Ford
Director of New Business Development.....	Matt Kaiser
Senior Business Administration Manager.....	Caleb Quaid
Business Administration Coordinator.....	Zach Lumley
Executive Assistant to the Owner.....	Stephanie Kuhn
Executive Assistant to the Owner.....	Jacquelyn McKelvin
Executive Assistant to the Owner.....	Jennifer O'Brien
Executive Assistant to the Owner.....	Rex Polkinghorne
Executive Assistant to the General Manager.....	Jessica Larsen
Executive Assistant to the Chief Operating Officer.....	Eileen Crawford

## COACHING STAFF

Head Coach.....	Dirk Koetter
Special Teams Coordinator.....	Nate Kaczor
Offensive Coordinator/Wide Receivers Coach.....	Todd Monken
Defensive Coordinator.....	Mike Smith
Quarterbacks.....	Mike Bajakian
Assistant Offensive Line.....	Butch Barry
Defensive Quality Control.....	Dave Borgonzi
Linebackers.....	Mark Duffner
Tight Ends.....	Jon Embree
Defensive Line.....	Jay Hayes
Secondary.....	Jon Hoke
Head Strength & Conditioning.....	Dave Kennedy
Defensive Backs.....	Brett Maxie
Assistant Special Teams.....	Carlos Polk
Running Backs.....	Tim Spencer
Assistant Defensive Line.....	Paul Spicer
Offensive Quality Control.....	Ben Steele
Assistant Strength & Conditioning.....	Joe Vaughn
Assistant Strength & Conditioning.....	Chad Wade
Offensive Line/Run Game Coordinator.....	George Warhop
Assistant Wide Receivers/Game Management.....	Andrew Weidinger
Assistant to the Head Coach.....	Zack Grossi

## FOOTBALL ADMINISTRATION

Director of College Scouting.....	Mike Biehl
Director of Football Technology.....	Spencer Dille
Director of Football Administration.....	Mike Greenberg
Director of Player Development.....	Duke Preston
Director of Football Operations.....	Shelton Quarles
Director of Player Personnel.....	John Spytek
Director of Team Security.....	Andres Trecastro
Coordinator of Pro Scouting.....	Rob McCartney
National Scout.....	Byron Kiefer
National Scout.....	Andy Speyer
Pro Scout.....	Shane Scannell
Pro Scout.....	Steve West
College Scout.....	Donovan Cotton
College Scout.....	Andre Forde
College Scout.....	Brian Hudspeth
College Scout.....	Tony Hardie
College Scout.....	Tony Kinkela
Player Personnel Scout.....	Pat Perles
Scouting Assistant.....	Josh Hinch
Scouting Assistant.....	Brian McLaughlin
Scouting Assistant.....	Antwon Murray
Manager of Analytics.....	Tyler Oberly
Groundskeeping Manager.....	Rob Julian
Assistant Groundskeeper.....	Daniel Battles
Assistant Groundskeeper.....	Travis Hohlbein

## EQUIPMENT

Head Equipment Manager.....	Brad Berlin
Assistant Equipment Manager.....	Ed Hasselman
Assistant Equipment Manager.....	Mike Myrick
Assistant Equipment Manager.....	Tyler Martin
Assistant Equipment Manager.....	Alec Wargo

## 2016 STAFF DIRECTORY (CONTINUED)

### MEDICAL STAFF

Head Athletic Trainer.....	Bobby Slater
Assistant Athletic Trainer.....	John Ames
Assistant Athletic Trainer.....	Scott DeGraff
Assistant Athletic Trainer.....	Stan Delva
Team Sports Dietitian.....	Kevin Luhrs
Head Team Physician.....	Dr. Arnold Ramirez
Orthopedic Surgeon.....	Dr. Barry Craythorne
Orthopedic Surgeon.....	Dr. Koco Eaton
Orthopedic Surgeon.....	Dr. SanJay Menon
Orthopedic Surgeon.....	Dr. Daniel Murphy

### VIDEO

Video Director.....	Dave Levy
Assistant Video Director.....	Chris Bryan
Video Assistant.....	Justin Camp
Video Assistant.....	Levi Lewis

### ACCOUNTING

Chief Financial Officer.....	Joe Fada
Controller.....	Chris Denner
Finance Manager.....	Steve Radomsky
Accounts Payable Coordinator.....	Sue Finzer
Payroll Coordinator.....	Kristen McMahan
Senior Staff Accountant.....	Joey Street
Senior Staff Accountant.....	Mario Canal
Staff Accountant.....	Edison Qendro
Project Accountant.....	Jacquelyn Seffern
Purchasing Manager.....	Vince Cesario
Purchasing Coordinator.....	Taylor Horton
Senior Ticket Operations Manager.....	Amy Weber
Senior Ticket Operations Coordinator.....	Matt Caraballo
Ticket Operations Coordinator.....	Jeff Kravetz

### COMMUNITY RELATIONS

Director of Community Relations.....	Eileen Sweeney
Cheerleading & Mascot Manager.....	Tara Battiatto
Community Relations Manager.....	Steve Fidura
Affinity Manager.....	Anna Karefa-Johnson
Youth Outreach Manager.....	Darrell Taylor
Community Relations Coordinator.....	Heather Evans
Community Outreach Coordinator.....	Sarah Evans
Youth Outreach Coordinator.....	Kaitlin Howell

### CORPORATE PARTNERSHIPS

Chief Partnership Officer.....	Jim Frevola
Director of Corporate Partnerships Activation and Marketing.....	Marc Budine
Corporate Partnerships Development Manager.....	Keith Baulsir
Corporate Partnerships Marketing Manager.....	Carly Glennon
Corporate Partnerships Marketing Manager.....	Alison Holme
Corporate Partnerships Development Manager.....	Kelianne Johnson
Corporate Partnerships Marketing Manager.....	Michael G. Lietz
Corporate Partnerships Development Manager.....	Adam J. Smith
Corporate Partnerships Development Manager.....	Ryan Tolley

### DIGITAL & CONTENT

Director of Digital & Content Strategy.....	Kevin Corbett
Senior Writer.....	Scott Smith
Production Manager.....	Jason Turner
Digital Content Coordinator.....	Max Brodsky
Digital & Creative Services Coordinator.....	Joe Kania
Digital Content Producer.....	Andrew Norton
Producer.....	Josh Lane
Producer.....	Stephen Lynch
Producer.....	Scott Peterson
Team Insider.....	Casey Phillips

### EVENTS & ENTERTAINMENT

Director of Events & Entertainment.....	Jim Mackes
Senior Events Manager.....	Sarah Penhallegon
Events Manager.....	Bruce Cohn
BucVision Producer.....	Mike Dewsnap
Events & Entertainment Coordinator.....	Joe Benson
Events & Entertainment Coordinator.....	Alex Morgan

## 2016 STAFF DIRECTORY (CONTINUED)

### FOOD & BEVERAGE

Executive Chef .....	Michael Beadles
Back of House .....	Maria Araujo
Back of House .....	Cuc Do
Back of House .....	Dunghoa Dong
Front of House .....	Kyle Gilliam
Front of House .....	Danielle Higgins
Front of House .....	Austin Taylor

### GUEST & MEMBER RELATIONS

Director of Guest & Member Relations .....	Chris Cook
Senior Luxury Suite Manager .....	Lauren Compton
Luxury Suite Manager .....	Kevin Smith
Luxury Suite Manager .....	Courtney Williams
Game Day Manager .....	Dan Boyd
Club Member Relations Manager .....	Jerrett Burke
Guest & Member Relations Manager .....	Nellie Langeland
Club Member Relations Associate .....	Danielle Allen
Member Relations Associate .....	Lindsey Banks
Member Relations Associate .....	Slara Campbell
Senior Member Relations Associate .....	Jim Carroll
Club Member Relations Associate .....	Brittany Cesario
Club Member Relations Associate .....	Bill Eagen
Member Relations Associate .....	Aubrey Grier
Member Relations Associate .....	Alexandria Holt
Member Relations Associate .....	Tiffany Hubert
Premium Club Relations Associate .....	Mark Johnson

### INFORMATION TECHNOLOGY

Director of Information Technology .....	Ed Johnston
Information Technology Support .....	Alex Bohne
Website Developer .....	Eric Rook
AV Engineer .....	Dan Roy
Network Administrator .....	Stephen Rutkowski

### LEGAL & HUMAN RESOURCES

General Counsel .....	David Cohen
Assistant General Counsel .....	Bobbi-Sue Doyle-Hazard
Senior Director of Human Resources .....	Kristin Hamwey
Human Resources Generalist .....	Kimberly Michal
Player Benefits & Alumni Program Manager .....	Jill Hobbs
Recruiting & Training Manager .....	Bree Parker
Receptionist .....	Samantha Crawford
Receptionist .....	Bernice Griffin

### MARKETING

Chief Marketing Officer .....	Brian Killingsworth
Director of Marketing & Brand Strategy .....	Carey Cox
Marketing & Creative Services Manager .....	Harrison Kirschbaum
Manager of Insights & Strategy .....	John Breedlove
Manager of Analytics .....	Eric Holland
Brand Strategist .....	Kristopher Knief
Communications Coordinator .....	Carmen Vitali
Data Analyst .....	Bill Clark
Senior Graphic Designer .....	Tyler Trout
Graphic Designer .....	Evita Camacho
Graphic Designer .....	David Heringer
Graphic Designer .....	David Sharpsteen

### PUBLIC RELATIONS

Senior Director of Communications .....	Nelson Luis
Senior Public Relations Manager .....	Mike Pehanich
Public Relations Manager .....	Allen Barrett
Public Relations Coordinator .....	Chris King
Public Relations Coordinator .....	Kelly Schutz
Director of Broadcast Operations .....	Jeff Ryan

### SALES

Chief Ticketing Officer .....	Ben Milsom
Director of Sales .....	Deno Anagnost
Director of Group Sales .....	Amy Saxon
Group Sales Manager - Orlando .....	Luke Burket
Suite Sales Manager .....	Bobby Carney
Sales Manager .....	Matt Chimura
Group Sales Manager - Tampa .....	Terry Roy, Jr.
Group Sales Manager - Sarasota .....	Christopher Spano
Premium Sales Manager .....	Michael Vanduy
Sales & GMR Assistant .....	Amanda Berger
Account Executive .....	Natalie Andrianos
Luxury Suite Account Executive .....	Rich Annunciata
Premium Sales Account Executive .....	Andrew Berecz

FRONT OFFICE

PLAYERS

2015 REVIEW

HISTORY

RECORDS

SIDELINES

## 2016 STAFF DIRECTORY (CONTINUED)

## SALES (CONT.)

Group Account Executive - Orlando	Ben Boaz
Group Account Executive - Sarasota	Cameron Caddell
Group Account Executive	Courtney Campbell
Account Executive	Austin Dinnes
Account Executive	Kristoffer Dolen
Account Executive	Marc Ferguson
Group Account Executive - Sarasota	Austin Fetzer
Account Executive	Drew Foster
Premium Sales Account Executive	Tyler Frattura
Senior Premium Sales Account Executive	Brandon Golden
Group Account Executive	Katy Grindstaff
Group Account Executive - Sarasota	Courtney Grovatt
Premium Sales Account Executive	Gerald Harris
Account Executive	Brock Haymaker
Premium Sales Account Executive	John Hetrick
Luxury Suite Account Executive	Nick Huston
Account Executive	Justin Jackson
Group Account Executive - Orlando	Keaton Kovacs
Premium Sales Account Executive	Dave Leutwyler
Group Account Executive	Allie Lewis
Premium Sales Account Executive	Phil Martin
Account Executive	Eddie Mendez
Account Executive	German Montero
Premium Sales Account Executive	Jenty Mullins
Account Executive	Blake Pallansch
Senior Group Account Executive	Erin Porco
Account Executive	Andrew Radke
Group Account Executive	Seth Shuman
Account Executive	Hayley Simpson
Group Account Executive	Francis Spencer
Group Account Executive - Orlando	Benjamin Ward
Group Account Executive	Max Weisenbach
Group Account Executive	Kathryn Williams

## SECURITY &amp; FACILITIES

Director of Facility Security	Tom Rowan
Senior Facilities Manager	Bill Burch
Senior Facilities Manager	Jim LeRoy
Maintenance Manager	Chris Rumore
Maintenance Technician	Stephen Daily
Maintenance Technician	David Roberts
Receiving Coordinator	Paul Janke
Facility Safety Officer	Randy Breece
Facility Safety Officer	Mike Martin

## TEAM OPERATIONS

Senior Team Operations Manager	Tim Jarocki
Team Operations Assistant	Caesar Rivera

## 2016-17 NATIONAL FOOTBALL LEAGUE CALENDAR

## 2016

August 11-14	First preseason weekend
August 30	Roster cutdown to maximum of 75 players
September 3	Roster cutdown to maximum of 53 players
September 8, 11-12	Regular Season opens
November 1	Trade deadline

## 2017

January 1	Regular season ends
January 7-8	Wild Card Playoffs
January 14-15	Divisional Playoffs
January 22	Conference Championships
January 29	AFC-NFC Pro Bowl, Orlando, Florida (ESPN)
February 7	Super Bowl LI, Houston, Texas (FOX)

TAMPA BAY BUCCANEERS

# PLAYERS





## JUDE ADJEI-BARIMAH

**CORNERBACK**  
**HT: 5-11 WT: 200**  
**DOB: 7/21/92**  
**NFL: 2ND YEAR**  
**ACQ: FA, 2015**  
**COLLEGE: BOWLING GREEN**

### ACQUIRED BY BUCS:

- × Signed by Tampa Bay as a college free agent on July 29, 2015

### 2015 HIGHLIGHTS:

- × As a rookie, played in 13 games, with seven starts, and recorded 33 tackles, including one for loss, and one pass defended.
- × Made NFL debut against Carolina (10/4).
- × Played in reserve role vs. Jacksonville (10/11) with one defensive snap and 16 special teams snaps.
- × Recorded first career tackles (two) on defense and special teams (one) and pass defended (one) at Washington (10/25).
- × Contributed three tackles in win at Atlanta (11/1).
- × Made first career start vs. New York Giants (11/8) and contributed six tackles, including one for loss.
- × Started vs. Dallas (11/15) and recorded six tackles in helping limit Cowboys to 216 total yards.
- × Started in win at Philadelphia (11/22) and notched three tackles.
- × Recorded a career-high nine tackles in start at Indianapolis (11/29).
- × Posted four tackles in start vs. Atlanta (12/6) before leaving the game with an elbow injury.
- × Notched five tackles, including one for loss, vs. New Orleans (12/13).
- × Started at St. Louis (12/17).
- × Played in a reserve role vs. Chicago (12/27).
- × Posted two tackles at Carolina (1/3).

### COLLEGE/PERSONAL:

- × Recorded 150 tackles, 8.5 tackles for loss, two sacks, three forced fumbles, 4 interceptions and 18 passes defended in 52 games for Bowling Green. Finished career with 20 starts. (2010-2014)
- × As a senior, played in 14 games, recording a career high in tackles for the season with 82 and a career high for tackles for loss with 4.0 for 20 yards. Had a sack for 11 yards at Ohio on Oct. 11. Had two forced fumbles. Recorded a career high three pass breakups against Ohio on Oct. 11 and Northern Illinois Dec. 5

also had a career high 12 passes defended for the season.

- × Played in 13 games, as a junior, recording 24 tackle, three tackles for loss and one sack. Had three pass breakups from his secondary position ... recorded a season-high six tackles against Murray State, including 2.0 TFLs ... had multiple tackles in six games, including five straight between Oct. 12 at Mississippi State and Nov. 29 at Buffalo.
- × As a sophomore, played in all 13 games making one start. Finished season with 30 tackles, 1.5 tackles for loss and a forced fumble. Added six pass breakups and had a team-high four interceptions. Had a season-best five tackles in a win at Ohio. Had two interceptions in a 24-0 win at UMass. Recorded three tackles versus San Jose State in the Military Bowl.
- × Majored in sport management.
- × Graduated from Northland High School (Columbus, Ohio). Earned first-team All-CCL (Columbus City League). Recorded 34 tackles, three interceptions and nine pass break-ups as a senior.
- × Son of Samuel Adjei and Agartha Boateng
- × Born Jude Adjei-Barimah in Columbus, Ohio

### COMMUNITY:

- × In December 2015, visited patients battling injury and illness at All Children's Hospital in St. Petersburg.
- × In November 2015, congratulated students at Pinellas Park Middle School for winning the Fuel Up To Play 60 "Defend Your Turf Challenge" through a special assembly and P.E. class.
- × In October 2015, participated in games, arts and crafts, and activities with children at Metropolitan Ministries annual Fall Festival.
- × In September 2015, served lunch to more than 250 hungry and homeless men and women at Trinity Café.



## ADJEI-BARIMAH'S CAREER STATISTICS

YEAR	TEAM	GP	GS	TACKLES				INTERCEPTIONS					FUMBLES			ST TACKLES				
				TOT	SOLO	ASST	SK	YDS	NO	YDS	LG	TD	PD	FF	FR	YDS	T	S	A	
2015	Tampa Bay	13	7	40	33	7	0.0	0.0	0	0	0	0	0	1	0	0	0	1	1	0
<b>NFL Totals</b>		<b>13</b>	<b>7</b>	<b>40</b>	<b>33</b>	<b>7</b>	<b>0.0</b>	<b>0.0</b>	<b>0</b>	<b>0</b>	<b>0</b>	<b>0</b>	<b>0</b>	<b>1</b>	<b>0</b>	<b>0</b>	<b>0</b>	<b>1</b>	<b>1</b>	<b>0</b>

## ADJEI-BARIMAH'S GAME-BY-GAME STATISTICS

2015		TACKLES							INTERCEPTIONS					FUMBLES			ST TACKLES				
DATE	OPP	T	S	A	TFL	SK	YDS	QH	NO	YDS	LG	TD	PD	FF	FR	YDS	T	S	A		
Sept. 13	TEN								Practice Squad												
Sept. 20	@NO								Practice Squad												
Sept. 27	@HOU								Practice Squad												
Oct. 4	CAR	0	0	0	0	0.0	0.0	0	0	0	0	0	0	0	0	0	0	0	0	0	
Oct. 11	JAC	0	0	0	0	0.0	0.0	0	0	0	0	0	0	0	0	0	0	0	0	0	
Oct. 25	@WAS	2	2	0	0	0.0	0.0	0	0	0	0	0	0	1	0	0	0	1	1	0	
Nov. 1	@ATL	3	3	0	0	0.0	0.0	0	0	0	0	0	0	0	0	0	0	0	0	0	
Nov. 8	NYG	6	4	2	1	0.0	0.0	0	0	0	0	0	0	0	0	0	0	0	0	0	
Nov. 15	DAL	6	6	0	0	0.0	0.0	0	0	0	0	0	0	0	0	0	0	0	0	0	
Nov. 22	@PHI	3	2	1	0	0.0	0.0	0	0	0	0	0	0	0	0	0	0	0	0	0	
Nov. 29	@IND	9	6	3	0	0.0	0.0	0	0	0	0	0	0	0	0	0	0	0	0	0	
Dec. 6	ATL	4	3	1	0	0.0	0.0	0	0	0	0	0	0	0	0	0	0	0	0	0	
Dec. 13	NO	5	5	0	1	0.0	0.0	0	0	0	0	0	0	0	0	0	0	0	0	0	
Dec. 17	@STL	0	0	0	0	0.0	0.0	0	0	0	0	0	0	0	0	0	0	0	0	0	
Dec. 27	CHI	0	0	0	0	0.0	0.0	0	0	0	0	0	0	0	0	0	0	0	0	0	
Jan. 3	@CAR	2	2	0	0	0.0	0.0	0	0	0	0	0	0	0	0	0	0	0	0	0	
<b>TOTALS</b>		<b>40</b>	<b>33</b>	<b>7</b>	<b>2</b>	<b>0.0</b>	<b>0.0</b>	<b>0</b>	<b>0</b>	<b>0</b>	<b>0</b>	<b>0</b>	<b>1</b>	<b>0</b>	<b>0</b>	<b>0</b>	<b>1</b>	<b>1</b>	<b>0</b>		

19

**ROBERTO AGUAYO****KICKER****HT: 6-1 WT: 204****DOB: 5/17/1994****NFL: ROOKIE****ACQ: D2B-'16****COLLEGE: FLORIDA STATE****ACQUIRED BY BUCS:**

- × Selected in the second round (59th overall) of the 2016 NFL Draft by the Buccaneers.

**COLLEGE:**

- × Played three seasons at Florida State (2013-15), earning first-team All-American honors all three seasons, becoming only the second player in school history to do so (also Deion Sanders).
- × Finished his college career as the most accurate kicker in NCAA history, with a 267-of-276 conversion rate (.9673), surpassing the previous record of .9667 set by former Nebraska kicker Alex Henery.
- × Made 69-of-78 field goal attempts (88.5 pct.) and all 198 extra points during his Seminoles career.
- × Established a new ACC record for consecutive PATs made (198) and became the 12th NCAA kicker all-time to never miss a PAT.
- × Ranks second in Florida State history in scoring (405) and third in both field goals (69) and PATs (198), while ranking second in ACC history in scoring, fourth in PATs and sixth in field goals made.
- × As a redshirt junior (2015), made 21-of-26 field goals (80.8 pct.) and all 49 extra point attempts and was named a semi-finalist for the Lou Groza Award.
- × A consensus All-American and first-team All-Atlantic Coast Conference (ACC) selection as a redshirt sophomore (2014), making 27-of-30 field goals (90.0 pct.) and all 55 extra points, totaling 136 points.
- × A finalist for the Lou Groza Award.
- × Led the NCAA in field goal percentage (90.0 – min. 20 made), his 27 made field goals were second in the country and his 136 points were the second-most among kickers (eighth in the country).

- × Won the Lou Groza Award as a redshirt freshman (2013), making 21-of-22 field goal attempts and all 94 extra point attempts, totaling 157 records, the most ever by a kicker.
- × Earned numerous All-American and All-ACC honors.
- × Set a record for single-season scoring and made PATs in both Florida State and ACC history.
- × His 94 made extra points were the most in NCAA history without a miss.
- × Redshirted in 2012.
- × Graduated with a degree in criminology.

**PERSONAL:**

- × Attended South Lake High School (Groveland, Florida).
- × Rated as the No. 3 kicker by Rivals and 247Sports, while ESPN.com had him as the sixth-best kicking prospect.
- × Son of Martina and Roberto Aguayo, Sr.
- × Born Roberto Aguayo on May 17, 1994 in Mascotte, Florida.

**COMMUNITY:**

- × In June 2016, hosted a Play 60 event for children from the Jackson Heights NFL Y.E.T. Center.
- × In June 2016, toured MacDill Air Force Base to greet military servicemen and servicewomen and learn about the important role that the base plays in the Tampa community and beyond.
- × In May 2016, went bowling with rookie or first-year firefighters and paramedics from the City of Tampa.



## KWON ALEXANDER

### LINEBACKER

HT: 6-1 WT: 227

DOB: 8/3/94

NFL: 2ND YEAR

ACQ: D4-'15

COLLEGE: LSU

# 58

### ACQUIRED BY BUCS:

- x Selected in the fourth round (124th overall) of the 2015 NFL Draft by the Buccaneers.

### AWARDS & ACCOLADES:

- x NFC Defensive Player of the Week (Week 8, 2015).
- x 2x Pepsi Rookie of the Week (Weeks 3 & 8, 2015).

### 2015 HIGHLIGHTS:

- x Placed on Reserve/Suspended list on December 10, 2015.
- x Has started all 12 games at middle linebacker.
- x Leads all NFL rookies with 93 tackles.
- x Second among NFL linebackers with nine passes defended, behind only teammate Lavonte David.
- x One of 15 linebackers and six rookies with multiple interceptions.
- x Only NFL player to post 90+ tackles, 2+ interceptions, 2+ forced fumble, 1+ fumble recovery and 3+ sacks.
- x Started at middle linebacker in first career game, vs. Tennessee (9/13), registering five tackles, including one for loss, and one pass defended.
- x Tied for team lead with eight tackles and recorded one pass defended in win at New Orleans (9/20).
- x Recorded first career interception (Ryan Mallett), to go along with 10 tackles, including one for loss, at Houston (9/27).
- x Logged four tackles vs. Carolina (10/4).
- x Collected five tackles, one sack and two passes defended in win vs. Jacksonville (10/11).
- x Posted six tackles at Washington (10/25).
- x In a win at Atlanta (11/1), playing with a heavy heart less than 48 hours after the death of his 17-year old brother, became the first Buccaneers player since John Lynch in 1996 to record an interception, forced fumble and fumble recovery in the same game. Added a team and career-high 11 tackles. Stripped Falcons wide receiver Julio Jones following a 35-yard catch and run, which Alexander then returned 20 yards. Later intercepted Matt Ryan. His two takeaways led to 10 Buccaneers points on the ensuing drives.
- x Contributed 10 tackles, including two for loss, vs. New York Giants (11/8).

- x Registered four tackles, including one sack, vs. Dallas Cowboys (11/15).
- x Tied for team lead with 10 tackles in win at Philadelphia (11/22).
- x Led team with 10 tackles, including one for loss, and one pass defended at Indianapolis (11/29).
- x Collected 10 tackles, one sack, one forced fumble, one pass defended and two quarterback hits in win vs. Atlanta (12/6).

### COLLEGE:

- x Started 23-of-32 career games played at LSU (2012-14).
- x Declared for the NFL Draft following his junior season.
- x Started all 12 games he played as a junior (2014), tallying 90 tackles, with 7.5 tackles for loss, two forced fumbles, 1.5 sacks and one pass defended.
- x Earned first-team All-SEC honors from ESPN.com and second-team All-SEC recognition from the Associated Press.
- x Part of a defense that ranked third in the NCAA in passing defense (164.2 yards per game) and ninth in the nation in total defense (316.8 yards per game), both of which led the SEC. The defense also tied for the fourth-fewest points allowed per game (17.5 per game), a figure that stood as the second-best mark in the SEC.
- x Notched first career sack against Alabama (11/8/14).
- x As a sophomore (2013), started 9-of-13 games, totaling 65 tackles, with 6.5 tackles for loss and four passes defended.
- x Recorded a career-best 14 total tackles against Furman (10/26/13).
- x Played in seven games, with two starts as a freshman (2012), finishing the year with 11 tackles, two fumble recoveries, one tackle for loss, one pass defended and one forced fumble.
- x Made first career start at Florida (10/6/12).
- x Made LSU debut in 2012 season opener against North Texas (9/1/12), registering a pair of tackles and a fumble recovery.
- x Majored in sport administration.

**PERSONAL:**

- × Attended Oxford High School (Oxford, Alabama).
- × Played in the Under Armour All-American Game.
- × Chosen as a finalist for the High School Butkus Award, given annually to the nation's top linebacker.
- × Named to the 2011 ESPN All-Alabama Football Team and earned Class 6A All-State honorable mention.
- × A top recruit, ranking 19th on Scout.com's Final Southeast Top 150, 29th in the ESPNU 150, 45th in the Press-Register Super Southeast 120 and was listed in MaxPreps' Top 100.
- × Earned four-star recruit honors from ESPN.com, Rivals.com and Scout.com.
- × Son of Peaches and Broderick Taylor.
- × Born Kwon Alexander on August 3, 1994 in Oxford, Alabama.

**COMMUNITY:**

- × In June 2016, hosted a youth football camp for children in his hometown of Anniston, AL while promoting the importance of nonviolence.
- × In May 2016, helped dedicate a Buccaneers Academy at Bevis Elementary School, which was awarded

a Fitness Zone and also presented with a special assembly and P.E. equipment for winning the 2016 Play 60 Challenge.

- × In November 2015, congratulated students at Pinellas Park Middle School for winning the Fuel Up To Play 60 "Defend Your Turf Challenge" through a special assembly and P.E. class.
- × In October 2015, participated in games, arts and crafts, and activities with children at Metropolitan Ministries annual Fall Festival.
- × In September 2015, served lunch to more than 250 hungry and homeless men and women at Trinity Café.
- × In July 2015, went bowling with rookie or first-year firefighters and paramedics.
- × In May 2015, visited wounded warriors recovering from injury and illness at James A. Haley Veterans' Hospital in Tampa.
- × In May 2015, toured MacDill Air Force Base to greet military servicemen and servicewomen and learn about the important role that the base plays in the Tampa community.

**ALEXANDER'S CAREER STATISTICS**

YEAR	TEAM	GP	GS	TACKLES				YDS	INTERCEPTIONS				FUMBLES			ST TACKLES			
				TOT	SOLO	ASST	SK		NO	YDS	LG	TD	PD	FF	FR	YDS	T	S	A
2015	Tampa Bay	12	12	93	59	34	3.0	21.5	2	15	15	0	9	1	1	20	0	0	0
NFL Totals		12	12	93	59	34	3.0	21.5	2	15	15	0	9	1	1	20	0	0	0

**SINGLE-GAME HIGHS**

**Tackles:** 11, at Atlanta, 11/1/15  
**Sacks:** 1.0, three times, last vs. Atlanta, 12/6/15  
**Interceptions:** 1, twice, last at Atlanta, 11/1/15  
**Passes Defensed:** 2, twice, last vs. Jacksonville, 10/11/15  
**Forced Fumbles:** 1, twice, last vs. Atlanta, 12/6/15  
**Fumble Recoveries:** 1, at Atlanta, 11/1/15

# ALEXANDER'S GAME-BY-GAME STATISTICS

ADMINISTRATION

PLAYERS

2015 REVIEW

HISTORY

RECORDS

SIDELINES

2015		TACKLES					INTERCEPTIONS					FUMBLES			ST TACKLES				
DATE	OPP	T	S	A	TFL	SK	YDS	QH	NO	YDS	LG	TD	PD	FF	FR	YDS	T	S	A
Sept. 13	TEN	5	3	2	1	0.0	0.0	0	0	0	0	0	1	0	0	0	0	0	0
Sept. 20	@NO	8	4	4	0	0.0	0.0	0	0	0	0	0	1	0	0	0	0	0	0
Sept. 27	@HOU	10	5	5	1	0.0	0.0	0	1	0	0	0	2	0	0	0	0	0	0
Oct. 4	CAR	4	3	1	0	0.0	0.0	0	0	0	0	0	0	0	0	0	0	0	0
Oct. 11	JAC	5	3	2	0	1.0	5.5	2	0	0	0	0	2	0	0	0	0	0	0
Oct. 25	@WAS	6	5	1	0	0.0	0.0	0	0	0	0	0	0	0	0	0	0	0	0
Nov. 1	@ATL	11	6	5	0	0.0	0.0	0	1	15	15	0	1	1	1	20	0	0	0
Nov. 8	NYG	10	5	5	2	0.0	0.0	0	0	0	0	0	0	0	0	0	0	0	0
Nov. 15	DAL	4	4	0	1	1.0	8.0	1	0	0	0	0	0	0	0	0	0	0	0
Nov. 22	@PHI	10	8	2	0	0.0	0.0	0	0	0	0	0	0	0	0	0	0	0	0
Nov. 29	@IND	10	7	3	1	0.0	0.0	0	0	0	0	0	1	0	0	0	0	0	0
Dec. 6	ATL	10	6	4	0	1.0	8.0	2	0	0	0	0	1	1	0	0	0	0	0
Dec. 13	NO	Reserve/Suspended																	
Dec. 17	@STL	Reserve/Suspended																	
Dec. 27	CHI	Reserve/Suspended																	
Jan. 3	@CAR	Reserve/Suspended																	
<b>TOTALS</b>		<b>93</b>	<b>59</b>	<b>34</b>	<b>6</b>	<b>3.0</b>	<b>21.5</b>	<b>5</b>	<b>2</b>	<b>15</b>	<b>15</b>	<b>0</b>	<b>9</b>	<b>2</b>	<b>1</b>	<b>20</b>	<b>0</b>	<b>0</b>	<b>0</b>

61

JOSH ALLEN

OFFENSIVE LINEMAN

HT: 6-3 WT: 315

DOB: 12/30/91

NFL: 1ST YEAR

ACQ: FA, 2014

COLLEGE: LOUISIANA-MONROE



### ACQUIRED BY BUCS:

- × Signed by Tampa Bay as a college free agent on May 12, 2014.

### TRANSACTIONS:

- × Signed with Tampa Bay on May 12, 2014. Waived on August 31, 2014.
- × Signed to Green Bay Packers' practice squad on September 3, 2014. Released on September 23, 2014.
- × Signed to Tampa Bay's practice squad on September 25, 2014. Promoted to the active roster on November 30, 2014. Waived on September 9, 2015.
- × Re-signed to Tampa Bay's practice squad on November 18, 2015. Signed to a futures contract on January 1, 2016.

### CAREER HIGHLIGHTS:

- × Has played in three career games, all with Tampa Bay.
- × Made NFL debut at Carolina (12/14/14).

### 2015 HIGHLIGHTS:

- × Spent the final seven weeks of the season on Tampa Bay's practice squad.

### COLLEGE:

- × Started 42-of-47 games at University of Louisiana-Monroe (2010-13).
- × Started all 12 games as a senior (2013) at center.
- × Earned first-team All-Sun Belt and All-Louisiana honors as a senior.
- × Was a part of the offensive line that helped the team rush for 367 yards vs. Grambling State (9/7/13).
- × Helped lead offensive line that allowed the quarterback to throw for 300 yards in three different games.
- × Started all 13 games at center as a junior (2012).
- × Earned second team All-Sun Belt and honorable mention All-Louisiana.

- × Part of an offensive line that helped gain 550 yards against Arkansas.
- × Helped team total over 500 yards of offense in four of the first five games.
- × Started 9-of-12 games at both center and left guard as a sophomore (2011).
- × Earned first career start at left guard against Florida State.
- × Started 8-of-10 games as a freshman (2010).

### PERSONAL:

- × Attended Cedar Hill High School (Cedar Hill, Texas).
- × Earned first-team all-district honors as a senior (2009).
- × Selected to play in the Team USA vs. World All-Star Game.
- × Helped lead school to district championships in 2008 and 2009.
- × Also lettered in powerlifting and track & field.
- × Son of Ellen Robinson.
- × Born Josh Nathaniel Allen on December 30, 1991 in Dallas, Texas.

### COMMUNITY:

- × In July 2015, went bowling with rookie or first-year firefighters and paramedics.
- × In December 2014, visited patients battling illness during the holidays at All Children's Hospital in St. Petersburg.
- × Helped sponsor the 2014 "Turkey Time with the O-Line," a Thanksgiving program carried out by the offensive line which provided 750 meals for local families in need.
- × In November 2014, congratulated students at Pinellas Park Middle School for winning the Fuel Up to PLAY 60 "Defend Your Turf Challenge" and led students in fitness drills.
- × In September 2014, participated in a Buccaneers Academy ribbon-cutting ceremony and helped build an outdoor class at Sheehy Elementary in Tampa.
- × In June 2014, visited MacDill Air Force Base to greet service members and learn about U.S. military operations headquartered in Tampa.
- × In May 2014, participated in the Buccaneers Academy Fitness Zone ribbon cutting at Graham Elementary and helped lead students through PLAY 60 football drills.

## ALLEN'S CAREER STATISTICS

Games/Starts: TB: 2014: 3/0

Career Totals: 3/0

Fumble Recoveries: 1 - 1 in 2014 (12/21 vs. Green Bay)

**BRYAN ANGER****PUNTER****HT: 6-3 WT: 205****DOB: 10/6/88****NFL: 5TH YEAR****ACQ: UFA (JAC), 2016****COLLEGE: CALIFORNIA****ACQUIRED BY BUCS:**

- × Signed by Tampa Bay on March 23, 2016 as an unrestricted free agent from Jacksonville.

**ORIGINALLY ENTERED NFL:**

- × Originally entered the NFL as a third-round pick (70th overall) of the Jacksonville Jaguars in the 2012 NFL Draft.

**AWARDS & ACCOLADES:**

- × 2012 All-Rookie Team (CBS Sports, ESPN, Pro Football Weekly and the Pro Football Writers of America).

**CAREER HIGHLIGHTS:**

- × Spent four seasons with Jacksonville (2012-15).
- × Has played in 64 career regular season games, with 360 punts (three blocked) for 16,855 yards (46.8 avg.) with 27 touchbacks, 113 punts inside the 20 and a net average of 40.1 yards.
- × Also kicked off twice, completed one pass for 19 yards, rushed once for zero yards and notched seven special teams tackles.
- × His 46.8 career gross punting average is the second-highest in NFL history (min. 250 punts).
- × Since entering the league in 2012, his 46.8 gross average is the sixth-highest in the NFL, while his 113 punts inside the 20 are the sixth-most in the league during that span.
- × Holds Jaguars career records for gross punting average (46.8) and net punting average (40.5).
- × Set NFL rookie records in gross punt average (47.8) and net punt average (40.8) in 2012, both of which were single-season highs for Jacksonville.
- × Against Baltimore (12/14/14), completed a pass for 19-yards on 4th-and-three, extending Jacksonville's drive.
- × Dropped a career-best six punts inside the 20 against Arizona (11/17/13).
- × Posted career highs in punts (11) and punting yards (556) against Kansas City (9/8/13).
- × Had a career-high 56.3 punting average against New England (12/23/12).

- × Registered a career-long 73-yard punt against Detroit (11/4/12) and finished the day with a career-best 50.5 net punting average.

- × Made NFL debut at Minnesota (9/9/12).

**2015 HIGHLIGHTS:**

- × Spent the season with the Jacksonville Jaguars.
- × Played in all 16 games, punting 80 times for 3,700 yards (46.3 average), with four touchbacks, 26 punts inside the 20 and a net average of 39.5 yards.
- × Punted eight times, with five downed inside the 20, at Indianapolis (10/4).
- × Had a season-long 63-yard punt against Tampa Bay (10/11), contributing to a season-best 55.3 average.
- × Totaled seven punts for a season-high 364 yards (52.0 avg.) at Baltimore (11/15).
- × At Tennessee (12/6), registered three punts for 160 yards (53.3 avg.).
- × Recorded a 49.7 net average at New Orleans (12/27), punting three times for 150 yards (50.0 avg.) and allowing only one return yard.
- × In the season finale at Houston (1/3/16), punted five times for 251 yards (50.2 average), including a 60-yard punt.

**COLLEGE/PERSONAL:**

- × Played in 51 games at California (2007-11), punting 255 times for 11,094 yards (43.5 avg.) and a 38.2 net average, with 90 punts downed inside the 20.
- × Finished his career ranking second in school history and sixth in Pac-12 conference history in gross punting average.
- × Graduated with a degree in integrative biology.
- × Attended Camarillo High School (Camarillo, California).
- × Named first-team All-America by EA Sports and USA Today as a senior, while being listed as the second-best punter in the nation by Rivals.com.
- × Son of Jean and Mike Anger.
- × Brother, Michael Jr., played football at San Diego and Soccer at UC Irvine.
- × Born Bryan Corey Anger on October 6, 1988 in Camarillo, California.

## ANGER'S CAREER STATISTICS

YEAR	TEAM	PUNTING					OPP RET	YDS	NET	TB	IN 20	LG	BLK
		GP	NO	YDS	AVG	YDS							
2012	Jacksonville	16	91	4,353	47.8	40	495	40.8	5	31	73	1	
2013	Jacksonville	16	95	4,338	45.7	47	330	40.5	8	31	61	0	
2014	Jacksonville	16	94	4,464	47.5	52	464	39.6	10	25	69	2	
2015	Jacksonville	16	80	3,700	46.3	45	462	39.0	4	26	63	1	
NFL Totals		64	360	16,855	46.8	184	1,751	40.0	27	113	73	4	

### SINGLE-GAME HIGHS

Punts: 11, vs. Kansas City, 9/8/13 (w/Jacksonville)  
 Gross Yards: 556, vs. Kansas City, 9/8/13 (w/Jacksonville)  
 Gross Average (min. 4 att): 56.3, vs. New England, 12/23/12 (w/Jacksonville)  
 Touchbacks: 2, twice, last vs. Cleveland, 10/19/14 (w/Jacksonville)  
 Net Average (min. 4 att): 50.5, vs. Detroit, 11/4/12 (w/Jacksonville)  
 Punts Inside the 20: 6, vs. Arizona, 11/17/13 (w/Jacksonville)  
 Longest Punt: 73, vs. Detroit, 11/4/12 (w/Jacksonville)

## ANGER'S GAME-BY-GAME STATISTICS

2015 (w/JACKSONVILLE)		NO	YDS	AVG	RET	PUNTING		TB	IN 20	LG	BLK
DATE	OPP					YDS	NET				
Sept. 13	CAR	5	231	46.2	3	46	37.0	0	2	56	0
Sept. 20	MIA	7	317	45.3	3	25	38.9	1	1	56	0
Sept. 27	@NE	4	195	48.8	3	26	42.3	0	1	57	0
Oct. 4	@IND	8	307	38.4	2	16	36.4	0	5	47	0
Oct. 11	@TB	4	221	55.3	3	85	34.0	0	1	63	0
Oct. 18	HOU	5	234	46.8	2	25	37.8	1	2	55	0
Oct. 25	BUF	6	269	44.8	2	37	38.7	0	0	56	0
Nov. 8	@NYJ	5	203	40.6	4	42	32.2	0	3	50	0
Nov. 15	@BAL	7	364	52.0	4	54	41.4	1	0	56	0
Nov. 19	TEN	4	192	48.0	3	15	44.3	0	3	59	0
Nov. 29	SD	3	124	41.3	2	33	30.3	0	1	51	0
Dec. 6	@TEN	3	160	53.3	2	11	43.0	1	0	58	0
Dec. 13	IND	5	228	45.6	3	7	44.2	0	1	53	0
Dec. 20	ATL	6	254	42.3	4	21	38.8	0	1	60	0
Dec. 27	@NO	3	150	50.0	1	1	49.7	0	2	53	0
Jan. 3	@HOU	5	251	50.2	4	18	46.6	0	3	60	0
<b>TOTALS</b>		<b>80</b>	<b>3,700</b>	<b>46.3</b>	<b>45</b>	<b>462</b>	<b>39.5</b>	<b>4</b>	<b>26</b>	<b>63</b>	<b>0</b>

2014 (w/JACKSONVILLE)		NO	YDS	AVG	RET	PUNTING		TB	IN 20	LG	BLK
DATE	OPP					YDS	NET				
Sept. 7	@PHI	8	372	46.5	4	62	38.8	0	2	61	0
Sept. 14	@WAS	8	383	47.9	7	59	40.5	0	2	55	0
Sept. 21	IND	5	232	46.4	0	0	42.4	1	1	61	0
Sept. 28	@SD	2	111	55.5	1	2	44.5	1	0	63	0
Oct. 5	PIT	5	225	45.0	4	20	41.0	0	1	47	0
Oct. 12	@TEN	6	286	47.7	4	16	41.7	1	1	64	0
Oct. 19	CLE	8	345	43.1	2	6	37.4	2	3	56	0
Oct. 26	MIA	4	187	46.8	2	10	44.3	0	2	54	0
Nov. 2	@CIN	6	250	41.7	5	60	27.1	0	1	51	1
Nov. 9	DAL	6	283	47.2	3	24	39.8	1	1	60	0
Nov. 23	@IND	7	346	49.4	5	48	42.6	0	3	64	0
Nov. 30	NYG	7	367	52.4	5	48	45.6	0	2	66	0
Dec. 7	HOU	4	193	48.3	1	21	38.0	1	2	57	0
Dec. 14	@BAL	5	267	53.4	3	49	33.0	1	1	69	1
Dec. 18	TEN	7	321	45.9	4	27	39.1	1	1	61	0
Dec. 28	@HOU	6	296	49.3	2	12	44.0	1	2	61	0
<b>TOTALS</b>		<b>94</b>	<b>4,464</b>	<b>47.5</b>	<b>52</b>	<b>464</b>	<b>39.6</b>	<b>10</b>	<b>25</b>	<b>69</b>	<b>2</b>



## 2013 (W/JACKSONVILLE)

DATE	OPP	NO	YDS	AVG	RET	PUNTING		TB	IN 20	LG	BLK
						YDS	NET				
Sept. 8	KC	11	556	50.5	7	80	41.5	1	2	58	0
Sept. 15	@OAK	8	349	43.6	4	33	39.5	0	3	57	0
Sept. 22	@SEA	7	299	42.7	4	33	38.0	0	2	48	0
Sept. 29	IND	6	290	48.3	5	19	45.2	0	1	61	0
Oct. 6	@STL	5	241	48.2	4	15	45.2	0	1	54	0
Oct. 13	@DEN	3	135	45.0	1	1	44.7	0	2	48	0
Oct. 20	SD	3	150	50.0	1	11	39.7	1	1	54	0
Oct. 27	SF	4	178	44.5	2	4	38.5	1	0	51	0
Nov. 10	@TEN	7	304	43.4	2	15	38.4	1	3	53	0
Nov. 17	ARI	8	382	47.8	4	22	45.0	0	6	58	0
Nov. 24	@HOU	6	259	43.2	3	19	33.3	2	2	59	0
Dec. 1	@CLE	7	306	43.7	3	49	33.9	1	4	58	0
Dec. 5	HOU	8	341	42.6	3	21	37.5	1	1	57	0
Dec. 15	BUF	3	136	45.3	2	4	44.0	0	1	48	0
Dec. 22	TEN	4	182	45.5	1	-1	45.8	0	2	56	0
Dec. 29	@IND	5	230	46.0	1	5	45.0	0	0	49	0
<b>TOTALS</b>		<b>95</b>	<b>4,338</b>	<b>45.7</b>	<b>47</b>	<b>330</b>	<b>40.5</b>	<b>8</b>	<b>31</b>	<b>61</b>	<b>0</b>

## 2012 (W/JACKSONVILLE)

DATE	OPP	NO	YDS	AVG	RET	PUNTING		TB	IN 20	LG	BLK
						YDS	NET				
Sept. 9	@MIN	4	214	53.5	2	22	43.0	1	1	57	0
Sept. 16	HOU	9	470	52.2	6	77	43.7	0	3	60	0
Sept. 23	@IND	6	321	53.5	4	29	45.3	1	1	66	0
Sept. 30	CIN	6	295	49.2	3	33	40.3	1	0	61	0
Oct. 7	CHI	6	291	48.5	4	8	47.2	0	2	65	0
Oct. 21	@OAK	9	379	42.1	5	6	39.2	1	2	55	0
Oct. 28	@GB	5	203	40.6	1	0	30.5	1	0	57	1
Nov. 4	DET	4	202	50.5	0	0	50.5	0	3	73	0
Nov. 8	IND	5	236	47.2	1	12	44.8	0	1	57	0
Nov. 18	@HOU	5	242	48.4	2	76	33.2	0	1	62	0
Nov. 25	TEN	5	235	47.0	1	0	47.0	0	4	65	0
Dec. 2	@BUF	5	208	41.6	3	12	39.2	0	3	52	0
Dec. 9	NYJ	8	363	45.4	2	18	43.1	0	5	55	0
Dec. 16	@MIA	5	237	47.4	0	0	47.4	0	2	53	0
Dec. 23	NE	4	225	56.3	3	42	45.8	0	2	65	0
Dec. 30	@TEN	5	232	46.4	3	160	14.4	0	1	54	0
<b>TOTALS</b>		<b>91</b>	<b>4,353</b>	<b>47.8</b>	<b>40</b>	<b>495</b>	<b>40.8</b>	<b>5</b>	<b>31</b>	<b>73</b>	<b>1</b>

91

**ROBERT AYERS JR.****DEFENSIVE END****HT: 6-3 WT: 275****DOB: 9/6/85****NFL: 8TH YEAR****ACQ: UFA (NYG), 2016****COLLEGE: TENNESSEE****ACQUIRED BY BUCS:**

- × Signed by Tampa Bay on March 11, 2016 as an unrestricted free agent from N.Y. Giants.

**ORIGINALLY ENTERED NFL:**

- × Originally entered the NFL as a first-round pick (18th overall) of the Denver Broncos in the 2009 NFL Draft.

**CAREER HIGHLIGHTS:**

- × Spent five seasons with Denver (2009-13) and two with N.Y. Giants (2014-15).
- × Has played in 96 career regular season games, with 39 starts, totaling 204 tackles, 41 tackles for loss, 26.5 sacks, 11 passes defended, six forced fumbles and three fumble recoveries (54 return yards, one touchdown).
- × Played in six career postseason contests, with one start, notching nine tackles and 3.0 sacks.
- × Owns four career multi-sack games: vs. Pittsburgh (2.0, 1/8/12 – Wild Card Playoff), vs. Oakland (2.0, 9/23/13), vs. N.Y. Jets (2.0, 12/6/15) vs. Carolina (2.0, 12/20/15).
- × Registered first career sack at Jacksonville (9/12/10).
- × Scored a touchdown on a 54-yard fumble return against Pittsburgh (11/9/09).
- × Started in postseason debut against Pittsburgh (1/8/12), notching 2.0 sacks.
- × Made first career start at Philadelphia (12/27/09).
- × Made NFL debut at Cincinnati (9/13/09).

**2015 HIGHLIGHTS:**

- × Spent the season with the New York Giants.
- × Started 11-of-12 regular-season games he played, recording 41 tackles, 11 tackles for loss, 9.5 sacks, four passes defended and two fumble recoveries.
- × Ranked 12th in the NFL in quarterback hits (22).
- × Recorded at least once sack in each of the final five games, with his 7.5 sacks in Weeks 13-17 standing as the second-most in the league during that time.
- × Forced a fumble in the season opener at Dallas (9/13).
- × Notched his first sack of the season against Atlanta (9/20), while also posting a season-best two passes defended.

- × Recorded his second sack of the season against New England (11/15) and his second forced fumble of the year, stripping Patriots QB Tom Brady.
- × Registered two sacks against N.Y. Jets (12/6), while adding a season-high four quarterback hits.
- × Talled a sack in a win at Miami (12/14).
- × Coming off of the bench against Carolina (12/20), logged 2.0 sacks.
- × At Minnesota (12/27), notched 1.5 sacks.
- × Posted a season-high seven tackles and three tackles for loss, with one sack, in the season finale against Philadelphia (1/3/16).

**COLLEGE/PERSONAL:**

- × Played in 48 games at Tennessee (2004-08), with 14 starts, totaling 113 tackles, 9.0 sacks, four passes defended and one interception.
- × Registered a team-high 27.5 tackles for loss in his final two seasons.
- × Started all 12 games as a senior (2008), contributing 49 tackles, 3.0 sacks and an SEC-leading 15.5 tackles for loss, along with one interception, earning second-team All-Southeastern Conference honors.
- × Majored in African studies.
- × Attended Marlboro County High School (Bennettsville, South Carolina).
- × Attended Hoboken High School (Hoboken, New Jersey) as a freshman.
- × Earned all-conference honors as a senior and was selected to play in the Shrine Bowl of the Carolinas.
- × Rated the third-best linebacker prospect in the nation and the second-best overall prospect in South Carolina by PrepStar.
- × Also ran the 100 meters and was part of his high school team's 4x100-meter relay.
- × Son of Charlotte Dickey.
- × Siblings are Jayson, Nadeya and Eric.
- × He and his wife, Brandi, have two daughters, Brailyn and Robyn.
- × Born Robert Earnest Ayers Jr. on July 19, 1983 in Jersey City, New Jersey.

## AYERS' CAREER STATISTICS

YEAR	TEAM	GP	GS	TACKLES				YDS	INTERCEPTIONS				FUMBLES			YDS
				TOT	SOLO	ASST	SK		NO	YDS	LG	TD	PD	FF	FR	
2009	Denver	15	1	18	13	5	0.0	0.0	0	0	0	0	2	0	2	54
2010	Denver	11	10	39	32	7	1.5	6.5	0	0	0	0	1	1	0	0
2011	Denver	16	13	39	25	14	3.0	12.0	0	0	0	0	3	1	1	0
2012	Denver	15	0	16	8	8	2.0	18.0	0	0	0	0	0	0	0	0
2013	Denver	15	3	29	23	6	5.5	34.5	0	0	0	0	0	1	0	0
2014	N.Y. Giants	12	1	22	18	4	5.0	37.0	0	0	0	0	1	1	0	0
2015	N.Y. Giants	11	11	41	31	10	9.5	60.5	0	0	0	0	4	2	0	0
<b>NFL Totals</b>		<b>95</b>	<b>39</b>	<b>204</b>	<b>150</b>	<b>54</b>	<b>26.5</b>	<b>168.5</b>	<b>0</b>	<b>0</b>	<b>0</b>	<b>0</b>	<b>11</b>	<b>6</b>	<b>3</b>	<b>54</b>
<b>PLAYOFFS</b>																
YEAR	TEAM	GP	GS	TACKLES				YDS	INTERCEPTIONS				FUMBLES			YDS
				TOT	SOLO	ASST	SK		NO	YDS	LG	TD	PD	FF	FR	
2011	Denver	2	1	5	3	2	2.0	24.0	0	0	0	0	0	0	0	0
2012	Denver	1	0	0	0	0	0.0	0.0	0	0	0	0	0	0	0	0
2014	Denver	3	0	4	3	1	1.0	11.0	0	0	0	0	0	0	1	0
<b>Postseason</b>		<b>5</b>	<b>1</b>	<b>10</b>	<b>5</b>	<b>5</b>	<b>0.0</b>	<b>0.0</b>	<b>1</b>	<b>3</b>	<b>3</b>	<b>0</b>	<b>3</b>	<b>0</b>	<b>3</b>	<b>2</b>

### SINGLE-GAME HIGHS

**Tackles:** 7, vs. Philadelphia, 1/3/16 (w/N.Y. Giants)  
**Sacks:** 2.0, four times (one in postseason), last vs. Carolina, 12/20/15 (w/N.Y. Giants)  
**Passes Defended:** 2, vs. Atlanta, 9/20/15 (w/N.Y. Giants)  
**Forced Fumbles:** 1, six times, last vs. New England, 11/15/15 (w/N.Y. Giants)  
**Fumble Recoveries:** 1, three times, last vs. New England, 11/15/15 (w/N.Y. Giants)  
**Touchdowns:** 1, vs. Pittsburgh, 11/9/09 (Fumble Return, w/Denver)

## AYERS' GAME-BY-GAME STATISTICS

### 2015 (w/N.Y. GIANTS)

DATE	OPP	TACKLES							INTERCEPTIONS				FUMBLES			ST TACKLES			
		T	S	A	TFL	SK	YDS	QH	NO	YDS	LG	TD	PD	FF	FR	YDS	T	S	A
Sept. 13	@DAL	3	2	1	0	0.0	0.0	1	0	0	0	0	0	1	0	0	0	0	0
Sept. 20	ATL	3	3	0	2	1.0	11.0	2	0	0	0	0	2	0	0	0	0	0	0
Sept. 24	WAS								Inactive										
Oct. 4	@BUF								Inactive										
Oct. 11	SF								Inactive										
Oct. 19	@PHI								Inactive										
Oct. 25	DAL	1	0	1	0	0.0	0.0	2	0	0	0	0	1	0	0	0	0	0	0
Nov. 1	@NO	3	2	1	0	0.0	0.0	2	0	0	0	0	0	0	0	0	0	0	0
Nov. 8	@TB	1	1	0	0	0.0	0.0	0	0	0	0	0	0	0	0	0	0	0	0
Nov. 15	NE	2	2	0	0	1.0	0.0	1	0	0	0	0	0	1	0	0	0	0	0
Nov. 29	@WAS	3	2	1	0	0.0	0.0	1	0	0	0	0	0	0	0	0	0	0	0
Dec. 6	NYJ	5	3	2	2	2.0	9.0	4	0	0	0	0	1	0	0	0	0	0	0
Dec. 14	@MIA	1	1	0	1	1.0	1.0	1	0	0	0	0	0	0	0	0	0	0	0
Dec. 20	CAR	6	6	0	2	2.0	22.0	3	0	0	0	0	0	0	0	0	0	0	0
Dec. 27	@MIN	6	5	1	1	1.5	12.5	3	0	0	0	0	0	0	0	0	0	0	0
Jan. 3	PHI	7	4	3	3	1.0	5.0	2	0	0	0	0	0	0	0	0	0	0	0
<b>TOTALS</b>		<b>41</b>	<b>31</b>	<b>10</b>	<b>11</b>	<b>9.5</b>	<b>60.5</b>	<b>22</b>	<b>0</b>	<b>0</b>	<b>0</b>	<b>0</b>	<b>4</b>	<b>2</b>	<b>0</b>	<b>0</b>	<b>0</b>	<b>0</b>	<b>0</b>

2014 (W/N.Y. GIANTS)

DATE	OPP	TACKLES						INTERCEPTIONS						FUMBLES			ST TACKLES		
		T	S	A	TFL	SK	YDS	QH	NO	YDS	LG	TD	PD	FF	FR	YDS	T	S	A
Sept. 8	@DET	1	1	0	1	1.0	5.0	1	0	0	0	0	0	0	0	0	0	0	0
Sept. 14	ARI	3	2	1	1	1.0	7.0	1	0	0	0	0	0	0	0	0	0	0	0
Sept. 21	HOU	3	3	0	0	0.0	0.0	1	0	0	0	0	0	0	0	0	0	0	0
Sept. 25	@WAS	0	0	0	0	0.0	0.0	0	0	0	0	0	1	0	0	0	0	0	0
Oct. 5	ATL	2	2	0	0	0.0	0.0	2	0	0	0	0	0	0	0	0	0	0	0
Oct. 12	@PHI	0	0	0	0	0.0	0.0	0	0	0	0	0	0	0	0	0	0	0	0
Oct. 19	@DAL	1	1	0	0	0.0	0.0	0	0	0	0	0	0	0	0	0	0	0	0
Nov. 3	IND	3	3	0	0	1.0	9.0	7	0	0	0	0	0	1	0	0	0	0	0
Nov. 9	@SEA	5	2	3	1	1.0	8.0	1	0	0	0	0	0	0	0	0	0	0	0
Nov. 16	SF	2	2	0	1	1.0	8.0	1	0	0	0	0	0	0	0	0	0	0	0
Nov. 23	DAL	1	1	0	0	0.0	0.0	0	0	0	0	0	0	0	0	0	0	0	0
Nov. 30	@JAX	1	1	0	0	0.0	0.0	0	0	0	0	0	0	0	0	0	0	0	0
Dec. 7	@TEN								Injured Reserve										
Dec. 14	WAS								Injured Reserve										
Dec. 21	@STL								Injured Reserve										
Dec. 28	PHI								Injured Reserve										
<b>TOTALS</b>		<b>22</b>	<b>18</b>	<b>4</b>	<b>4</b>	<b>5.0</b>	<b>37.0</b>	<b>14</b>	<b>0</b>	<b>0</b>	<b>0</b>	<b>0</b>	<b>1</b>	<b>1</b>	<b>0</b>	<b>0</b>	<b>0</b>	<b>0</b>	<b>0</b>

2013 (W/DENVER)

DATE	OPP	TACKLES						INTERCEPTIONS						FUMBLES			ST TACKLES		
		T	S	A	TFL	SK	YDS	QH	NO	YDS	LG	TD	PD	FF	FR	YDS	T	S	A
Sept. 5	BAL	1	1	0	1	1.0	9.0	1	0	0	0	0	0	0	0	0	0	0	0
Sept. 15	@NYG	3	3	0	1	0.0	0.0	0	0	0	0	0	0	0	0	0	0	0	0
Sept. 23	OAK	2	2	0	2	2.0	12.0	3	0	0	0	0	0	0	0	0	0	0	0
Sept. 29	PHI	6	5	1	0	0.5	1.5	1	0	0	0	0	0	0	0	0	0	0	0
Oct. 6	@DAL	2	1	1	1	1.0	6.0	1	0	0	0	0	0	0	0	0	0	0	0
Oct. 13	JAX								Inactive										
Oct. 20	@IND	1	0	1	0	0.0	0.0	0	0	0	0	0	0	0	0	0	0	0	0
Oct. 27	WAS	3	3	0	1	0.0	0.0	1	0	0	0	0	0	0	0	0	0	0	0
Nov. 10	@SD	1	1	0	0	0.0	0.0	1	0	0	0	0	0	0	0	0	0	0	0
Nov. 17	KC	0	0	0	0	0.0	0.0	0	0	0	0	0	0	0	0	0	0	0	0
Nov. 24	@NE	1	0	1	0	0.0	0.0	0	0	0	0	0	0	0	0	0	0	0	0
Dec. 1	@KC	1	1	0	0	0.0	0.0	0	0	0	0	0	0	0	0	0	0	0	0
Dec. 8	TEN	1	1	0	0	0.0	0.0	1	0	0	0	0	0	0	0	0	0	0	0
Dec. 12	SD	3	1	2	0	0.0	0.0	0	0	0	0	0	0	0	0	0	0	0	0
Dec. 22	@HOU	3	3	0	0	1.0	6.0	1	0	0	0	0	0	1	0	0	0	0	0
Dec. 29	@OAK	1	1	0	1	0.0	0.0	0	0	0	0	0	0	0	0	0	0	0	0
<b>TOTALS</b>		<b>29</b>	<b>23</b>	<b>6</b>	<b>7</b>	<b>5.5</b>	<b>34.5</b>	<b>10</b>	<b>0</b>	<b>0</b>	<b>0</b>	<b>0</b>	<b>0</b>	<b>1</b>	<b>0</b>	<b>0</b>	<b>0</b>	<b>0</b>	<b>0</b>
<b>PLAYOFFS</b>																			
Jan. 12	SD	2	1	1	0	0.0	0.0	0	0	0	0	0	0	0	0	0	0	0	0
Jan. 19	NE	1	1	0	1	1.0	11.0	1	0	0	0	0	0	0	0	0	0	0	0
Feb. 2	SEA	1	1	0	0	0.0	0.0	0	0	0	0	0	0	0	0	0	0	0	0
<b>TOTALS</b>		<b>4</b>	<b>3</b>	<b>1</b>	<b>1</b>	<b>1.0</b>	<b>11.0</b>	<b>1</b>	<b>0</b>	<b>0</b>	<b>0</b>	<b>0</b>	<b>0</b>	<b>0</b>	<b>0</b>	<b>0</b>	<b>0</b>	<b>0</b>	<b>0</b>

2012 (W/DENVER)

DATE	OPP	TACKLES						INTERCEPTIONS						FUMBLES			ST TACKLES		
		T	S	A	TFL	SK	YDS	QH	NO	YDS	LG	TD	PD	FF	FR	YDS	T	S	A
Sept. 9	PIT	2	1	1	0	0.0	0.0	0	0	0	0	0	0	0	0	0	0	0	0
Sept. 17	@ATL	0	0	0	0	0.0	0.0	0	0	0	0	0	0	0	0	0	0	0	0
Sept. 23	HOU	0	0	0	0	0.0	0.0	0	0	0	0	0	0	0	0	0	0	0	0
Sept. 30	OAK	1	0	1	0	0.0	0.0	0	0	0	0	0	0	0	0	0	0	0	0
Oct. 7	@NE	0	0	0	0	0.0	0.0	0	0	0	0	0	0	0	0	0	0	0	0
Oct. 15	@SD	1	0	1	0	0.0	0.0	0	0	0	0	0	0	0	0	0	0	0	0
Oct. 28	NO	0	0	0	0	0.0	0.0	0	0	0	0	0	0	0	0	0	0	0	0
Nov. 4	@CIN	1	0	1	0	0.0	0.0	0	0	0	0	0	0	0	0	0	0	0	0
Nov. 11	@CAR	5	3	2	2	1.0	12.0	3	0	0	0	0	0	0	0	0	0	0	0
Nov. 18	SD	2	1	1	1	0.0	0.0	0	0	0	0	0	0	0	0	0	0	0	0
Nov. 25	@KC	0	0	0	0	0.0	0.0	1	0	0	0	0	0	0	0	0	0	0	0
Dec. 2	TB								Inactive										
Dec. 6	@OAK	1	1	0	1	0.0	0.0	0	0	0	0	0	0	0	0	0	0	0	0
Dec. 16	@BAL	1	1	0	1	1.0	6.0	2	0	0	0	0	0	0	0	0	0	0	0
Dec. 23	CLE	0	0	0	0	0.0	0.0	0	0	0	0	0	0	0	0	0	0	0	0
Dec. 30	KC	2	1	1	0	0.0	0.0	1	0	0	0	0	0	0	0	0	0	0	0
<b>TOTALS</b>		<b>16</b>	<b>8</b>	<b>8</b>	<b>5</b>	<b>2.0</b>	<b>18.0</b>	<b>7</b>	<b>0</b>	<b>0</b>	<b>0</b>	<b>0</b>	<b>0</b>	<b>0</b>	<b>0</b>	<b>0</b>	<b>0</b>	<b>0</b>	<b>0</b>
<b>PLAYOFFS</b>																			
Jan. 12	BAL	0	0	0	0	0.0	0.0	0	0	0	0	0	0	0	0	0	0	0	0
<b>TOTALS</b>		<b>0</b>	<b>0</b>	<b>0</b>	<b>0</b>	<b>0.0</b>	<b>0.0</b>	<b>0</b>	<b>0</b>	<b>0</b>	<b>0</b>	<b>0</b>	<b>0</b>	<b>0</b>	<b>0</b>	<b>0</b>	<b>0</b>	<b>0</b>	<b>0</b>

## 2011 (W/DENVER)

DATE	OPP	TACKLES							INTERCEPTIONS					FUMBLES			ST TACKLES			
		T	S	A	TFL	SK	YDS	QBP	NO	YDS	LG	TD	PD	FF	FR	YDS	T	S	A	
Sept. 12	OAK	2	1	1	1	0.0	0.0	0	0	0	0	0	0	0	0	0	0	0	0	
Sept. 18	CIN	1	1	0	0	0.0	0.0	1	0	0	0	0	1	0	0	0	0	0	0	
Sept. 25	@TEN	4	2	2	0	0.0	0.0	0	0	0	0	0	0	0	1	0	0	0	0	
Oct. 2	@GB	2	1	1	0	0.0	0.0	0	0	0	0	0	0	0	0	0	0	0	0	
Oct. 9	SD	5	3	2	1	1.0	0.0	1	0	0	0	0	0	1	0	0	0	0	0	
Oct. 23	@MIA	2	1	1	0	0.0	0.0	0	0	0	0	0	0	0	0	0	0	0	0	
Oct. 30	DET	3	3	0	2	1.0	7.0	1	0	0	0	0	0	0	0	0	0	0	0	
Nov. 6	@OAK	1	0	1	0	0.0	0.0	0	0	0	0	0	1	0	0	0	0	0	0	
Nov. 13	@KC	2	1	1	0	0.0	0.0	0	0	0	0	0	0	0	0	0	0	0	0	
Nov. 17	NYJ	3	2	1	0	0.0	0.0	0	0	0	0	0	0	0	0	0	0	0	0	
Nov. 27	@SD	3	3	0	0	0.0	0.0	0	0	0	0	0	0	0	0	0	0	0	0	
Dec. 4	@MIN	2	0	2	0	0.0	0.0	0	0	0	0	0	1	0	0	0	0	0	0	
Dec. 11	CHI	3	2	1	0	0.0	0.0	0	0	0	0	0	0	0	0	0	0	0	0	
Dec. 18	NE	2	2	0	1	0.0	0.0	0	0	0	0	0	0	0	0	0	0	0	0	
Dec. 24	@BUF	1	0	1	0	0.0	0.0	0	0	0	0	0	0	0	0	0	0	0	0	
Jan. 1	KC	3	3	0	1	1.0	5.0	1	0	0	0	0	0	0	0	0	0	0	0	
<b>TOTALS</b>		<b>39</b>	<b>25</b>	<b>14</b>	<b>6</b>	<b>3.0</b>	<b>12.0</b>	<b>4</b>	<b>0</b>	<b>0</b>	<b>0</b>	<b>0</b>	<b>3</b>	<b>1</b>	<b>1</b>	<b>0</b>	<b>0</b>	<b>0</b>	<b>0</b>	
<b>PLAYOFFS</b>																				
Jan. 8	PIT	3	3	0	2	2.0	24.0	3	0	0	0	0	0	0	0	0	0	0	0	0
Jan. 14	@NE	2	0	2	0	0.0	0.0	0	0	0	0	0	0	0	0	0	0	0	0	0
<b>TOTALS</b>		<b>5</b>	<b>3</b>	<b>2</b>	<b>2</b>	<b>2.0</b>	<b>24.0</b>	<b>3</b>	<b>0</b>	<b>0</b>	<b>0</b>	<b>0</b>	<b>0</b>	<b>0</b>	<b>0</b>	<b>0</b>	<b>0</b>	<b>0</b>	<b>0</b>	

## 2010 (W/DENVER)

DATE	OPP	TACKLES							INTERCEPTIONS					FUMBLES			ST TACKLES			
		T	S	A	TFL	SK	YDS	QBP	NO	YDS	LG	TD	PD	FF	FR	YDS	T	S	A	
Sept. 12	@JAX	5	4	1	1	1.0	5.0	4	0	0	0	0	0	0	0	0	0	0	0	0
Sept. 19	SEA	3	1	2	0	0.5	1.5	1	0	0	0	0	0	0	0	0	0	0	0	0
Sept. 26	IND	4	3	1	1	0.0	0.0	1	0	0	0	0	0	0	0	0	0	0	0	0
Oct. 3	@TEN	5	4	1	2	0.0	0.0	1	0	0	0	0	0	0	0	0	0	0	0	0
Oct. 10	@BAL	2	2	0	0	0.0	0.0	2	0	0	0	0	0	0	0	0	0	0	0	0
Oct. 17	NYJ								Inactive											
Oct. 24	OAK								Inactive											
Oct. 31	@SF								Inactive											
Nov. 14	KC								Inactive											
Nov. 22	@SD								Inactive											
Nov. 28	STL	2	2	0	0	0.0	0.0	0	0	0	0	0	0	0	0	0	0	0	0	0
Dec. 5	@KC	4	3	1	1	0.0	0.0	0	0	0	0	0	1	0	0	0	0	0	0	0
Dec. 12	@ARI	4	4	0	0	0.0	0.0	1	0	0	0	0	0	1	0	0	0	0	0	0
Dec. 19	@OAK	5	5	0	1	0.0	0.0	0	0	0	0	0	0	0	0	0	0	0	0	0
Dec. 26	HOU	1	0	1	0	0.0	0.0	1	0	0	0	0	0	0	0	0	0	0	0	0
Jan. 2	SD	4	4	0	0	0.0	0.0	0	0	0	0	0	0	0	0	0	0	0	0	0
<b>TOTALS</b>		<b>39</b>	<b>32</b>	<b>7</b>	<b>6</b>	<b>1.5</b>	<b>6.5</b>	<b>11</b>	<b>0</b>	<b>0</b>	<b>0</b>	<b>0</b>	<b>1</b>	<b>1</b>	<b>0</b>	<b>0</b>	<b>0</b>	<b>0</b>	<b>0</b>	<b>0</b>

## 2009 (W/DENVER)

DATE	OPP	TACKLES							INTERCEPTIONS					FUMBLES			ST TACKLES			
		T	S	A	TFL	SK	YDS	QH	NO	YDS	LG	TD	PD	FF	FR	YDS	T	S	A	
Sept. 13	@CIN	0	0	0	0	0.0	0.0	0	0	0	0	0	0	0	0	0	0	0	0	0
Sept. 20	CLE	0	0	0	0	0.0	0.0	0	0	0	0	0	0	0	0	0	0	0	0	0
Sept. 27	@OAK	1	1	0	0	0.0	0.0	0	0	0	0	0	0	0	0	0	0	0	0	0
Oct. 4	DAL	2	1	1	1	0.0	0.0	0	0	0	0	0	0	0	0	0	0	0	0	0
Oct. 11	NE	2	2	0	0	0.0	0.0	0	0	0	0	0	0	0	0	0	0	0	0	0
Oct. 19	@SD	2	2	0	0	0.0	0.0	0	0	0	0	0	0	0	0	0	0	0	0	0
Nov. 1	@BAL	2	2	0	1	0.0	0.0	0	0	0	0	0	0	0	0	0	0	0	0	0
Nov. 9	PIT	2	0	2	0	0.0	0.0	0	0	0	0	0	0	0	1	54	0	0	0	0
Nov. 15	@WAS	1	0	1	0	0.0	0.0	0	0	0	0	0	1	0	0	0	1	1	0	0
Nov. 22	SD								Inactive											
Nov. 26	NYG	1	1	0	0	0.0	0.0	1	0	0	0	0	0	0	0	0	0	0	0	0
Dec. 6	@KC	1	1	0	0	0.0	0.0	2	0	0	0	0	0	0	0	0	0	0	0	0
Dec. 13	@IND	1	1	0	0	0.0	0.0	1	0	0	0	0	0	0	0	0	0	0	0	0
Dec. 20	OAK	0	0	0	0	0.0	0.0	1	0	0	0	0	1	0	0	0	0	0	0	0
Dec. 27	@PHI	2	2	0	0	0.0	0.0	0	0	0	0	0	0	0	1	0	0	0	0	0
Jan. 3	KC	1	0	1	0	0.0	0.0	0	0	0	0	0	0	0	0	0	0	0	0	0
<b>TOTALS</b>		<b>18</b>	<b>13</b>	<b>5</b>	<b>2</b>	<b>0.0</b>	<b>0.0</b>	<b>5</b>	<b>0</b>	<b>0</b>	<b>0</b>	<b>0</b>	<b>2</b>	<b>0</b>	<b>2</b>	<b>54</b>	<b>1</b>	<b>1</b>	<b>0</b>	<b>0</b>



## JOHNTHAN BANKS

**CORNERBACK**

**HT: 6-2 WT: 185**

**DOB: 10/3/89**

**NFL: 4TH YEAR**

**ACQ: D2, 2013**

**COLLEGE: MISSISSIPPI STATE**

### ACQUIRED BY BUCS:

- x Selected in the second round (43rd overall) of the 2013 NFL Draft by the Buccaneers.

### CAREER HIGHLIGHTS:

- x Has started 37-of-45 career games, totaling 130 tackles, 16 passes defended and seven interceptions returned for 102 yards and one touchdown.
- x Scored first NFL touchdown on a 19-yard interception return in a 27-7 win at Washington (11/16/14).
- x Recorded first interception against Arizona (9/29/13).
- x Started in NFL debut at New York Jets (9/8/13).

### 2015 HIGHLIGHTS:

- x Played in 14 games, with seven starts, recording 25 tackles and one pass defended.
- x Started vs. Tennessee (9/13) and logged two tackles.
- x Started at New Orleans (9/20) helping hold the Saints' passing attack to 219 net yards. Also made a key stop at the goal line on after a completed pass on a two-point conversion attempt.
- x Registered two tackles at Houston (9/27) before leaving the game with a knee injury in the first quarter.
- x Inactive Weeks 4-5 with a knee injury.
- x Returned to action at Washington (10/25) and recorded three tackles and a pass defended.
- x Registered season-high seven tackles in win at Atlanta (11/1).
- x Posted one tackle in 20 defensive snaps in win vs. Atlanta (12/6).
- x Played in a reserve role vs. New Orleans (12/13).
- x Played 46 snaps in a reserve role at St. Louis (12/17).
- x Started vs. Chicago (12/27) and recorded three tackles.
- x Started at Carolina (1/3) and registered three tackles.

### COLLEGE:

- x Team captain who started 45-of-51 games at Mississippi State (2009-12), including every game in his final two seasons.
- x Recorded 221 tackles, 26 passes defended, 11.5 tackles for loss, 4.0 sacks, four forced fumbles, four

quarterback pressures, one fumble recovery and 16 interceptions for 320 yards and three touchdowns. Also returned 30 punts for 289 yards and one touchdown.

- x 320 interception return yards shattered the previous school record of 241 yards and rank fifth on the Southeastern Conference's all-time list.
- x Three interceptions returned for touchdowns tied a school record and are tied for the second-most in SEC history.
- x Winner of the 2012 Jim Thorpe Award (Best Defensive Back).
- x Earned first-team All-America honors from Walter Camp in 2012.
- x A semifinalist for the Chuck Bednarik Award (Best Defensive Player) and the Ronnie Lott IMPACT Trophy as a senior.
- x Selected to the watch list for the Bronko Nagurski Trophy and the Paul Hornung Award in 2012.
- x Named second-team All-SEC by the Associated Press and The NFL Draft Report in 2011.
- x Chosen as a semifinalist for the Jim Thorpe Award as a junior.
- x One of only two BCS conference players to return a punt and an interception for a touchdown in 2011 (Louisiana State's Tyrann Mathieu).
- x Selected to the Freshman All-SEC team, as chosen by the league's coaches.
- x Named SEC Freshman of the Week following their game against Florida (10/24/09), where he had interception returns of 20 and 100 yards for touchdowns.
- x Graduated with a degree in general studies.

### COMMUNITY:

- x Served as the Buccaneers' 2013 and 2014 spokesperson for Replay Tampa Bay, a sports equipment drive in conjunction with the Tampa Bay Sports Commission and Elder Ford of Tampa to support local youth.
- x In October 2013, encouraged PLAY 60 by leading children in games, dancing, hula hoop contests and more for Metropolitan Ministries' fall festival.

- x As part of the 2013 Buccaneers Rookie Club, took part in a variety of community service events, including: visiting patients at St. Joseph's Children's Hospital in Tampa; hosting an ice cream social for military veterans at James Haley VA Hospital; participating in a team-building scavenger hunt with the Boys & Girls Clubs of Tampa at Busch Gardens; hosting a bowling outing with Big Brothers/Big Sisters of Tampa Bay; challenging youths from the Central City YMCA in games at a local arcade; visiting local servicemen and servicewomen at MacDill Air Force Base; hosting a "Salute to Service" Barbecue with USAA at U.S. Coast Guard Sector St. Petersburg; greeting veterans at Bay Pines VA Hospital; visiting young patients over the holidays at All Children's Hospital; and singing Christmas carols to residents at Westminster Palms Retirement Home.

### PERSONAL:

- x Attended East Webster High School (Maben, Mississippi).
- x Accounted for 1,740 yards of total offense and 17 touchdowns playing quarterback as a senior. He also played on the defensive side of the ball, recording 35 tackles and seven interceptions.
- x As a junior, rushed for 16 touchdowns at running back and also returned two interceptions for scores.
- x A three-sport star, he helped lead the baseball team to Class 1-A state championships during his freshman and junior seasons, and also played on the basketball team.
- x Has a son, Kayden with his wife, Mallory.
- x Grandson of Maggie Banks, his legal guardian.
- x Born Johnthan Shuntay Banks on October 3, 1989, in Maben, Mississippi.

## BANKS' CAREER STATISTICS

YEAR	TEAM	GP	GS	TACKLES				YDS	INTERCEPTIONS					FUMBLES			ST TACKLES				
				TOT	SOLO	ASST	SK		NO	YDS	LG	TD	PD	FF	FR	YDS	T	S	A		
2013	Tampa Bay	16	16	54	49	6	0.0	0.0	3	33	18	0	6	0	0	0	0	0	0	0	0
2014	Tampa Bay	15	14	50	41	9	0.0	0.0	4	69	32	1	10	0	0	0	0	0	0	0	0
2015	Tampa Bay	14	7	25	19	6	0.0	0.0	0	0	0	0	1	0	0	0	0	0	0	0	0
NFL Totals		45	37	129	109	21	0.0	0.0	7	102	32	1	17	0	0	0	0	0	0	0	0

### SINGLE-GAME HIGHS

**Tackles:** 8, vs. Atlanta, 11/9/14

**Passes Defended:** 2, three times, last vs. Atlanta, 11/9/14

**Interceptions:** 1, seven times, last vs. Cincinnati, 11/30/14

**Touchdowns:** 1, at Washington, 11/18/14 (INT-TD)

## BANKS' GAME-BY-GAME STATISTICS

## 2015

DATE	OPP	TACKLES							INTERCEPTIONS						FUMBLES			ST TACKLES		
		T	S	A	TFL	SK	YDS	QH	NO	YDS	LG	TD	PD	FF	FR	YDS	T	S	A	
Sept. 13	TEN	2	2	0	0	0.0	0.0	0	0	0	0	0	0	0	0	0	0	0	0	
Sept. 20	@NO	4	3	1	0	0.0	0.0	0	0	0	0	0	0	0	0	0	0	0		
Sept. 27	@HOU	2	0	2	0	0.0	0.0	0	0	0	0	0	0	0	0	0	0	0		
Oct. 4	CAR								Inactive											
Oct. 11	JAC								Inactive											
Oct. 25	@WAS	3	3	0	0	0.0	0.0	0	0	0	0	0	1	0	0	0	0	0		
Nov. 1	@ATL	7	5	2	0	0.0	0.0	0	0	0	0	0	0	0	0	0	0	0		
Nov. 8	NYG	0	0	0	0	0.0	0.0	0	0	0	0	0	0	0	0	0	0	0		
Nov. 15	DAL	0	0	0	0	0.0	0.0	0	0	0	0	0	0	0	0	0	0	0		
Nov. 22	@PHI	0	0	0	0	0.0	0.0	0	0	0	0	0	0	0	0	0	0	0		
Nov. 29	@IND	0	0	0	0	0.0	0.0	0	0	0	0	0	0	0	0	0	0	0		
Dec. 6	ATL	1	1	0	0	0.0	0.0	0	0	0	0	0	0	0	0	0	0	0		
Dec. 13	NO	0	0	0	0	0.0	0.0	0	0	0	0	0	0	0	0	0	0	0		
Dec. 17	@STL	0	0	0	0	0.0	0.0	0	0	0	0	0	0	0	0	0	0	0		
Dec. 27	CHI	3	3	0	0	0.0	0.0	0	0	0	0	0	0	0	0	0	0	0		
Jan. 3	@CAR	3	2	1	0	0.0	0.0	0	0	0	0	0	0	0	0	0	0	0		
TOTALS		25	19	6	0	0.0	0.0	0	0	0	0	0	1	0	0	0	0	0		

## 2014

DATE	OPP	TACKLES							INTERCEPTIONS						FUMBLES			ST TACKLES		
		T	S	A	TFL	SK	YDS	QH	NO	YDS	LG	TD	PD	FF	FR	YDS	T	S	A	
Sept. 7	CAR	5	5	0	0	0.0	0.0	0	0	0	0	0	0	0	0	0	0	0		
Sept. 14	STL	4	3	1	0	0.0	0.0	0	0	0	0	0	0	0	0	0	0	0		
Sept. 18	@ATL	2	2	0	0	0.0	0.0	1	0	0	0	0	0	0	0	0	0	0		
Sept. 28	@PIT	2	1	1	0	0.0	0.0	0	0	0	0	0	0	0	0	0	0	0		
Oct. 5	@NO	5	4	1	0	0.0	0.0	0	1	0	0	0	1	0	0	0	0	0		
Oct. 12	BAL	0							Inactive											
Oct. 26	MIN	2	2	0	0	0.0	0.0	0	0	0	0	0	1	0	0	0	0	0		
Nov. 2	@CLE	1	0	1	0	0.0	0.0	0	1	18	18	0	2	0	0	0	0	0		
Nov. 9	ATL	8	7	1	0	0.0	0.0	0	0	0	0	0	2	0	0	0	0	0		
Nov. 16	@WAS	2	2	0	0	0.0	0.0	0	1	19	19t	1	1	0	0	0	0	0		
Nov. 23	@CHI	3	3	0	1	0.0	0.0	0	0	0	0	0	0	0	0	0	0	0		
Nov. 30	CIN	1	1	0	0	0.0	0.0	0	1	32	32	0	1	0	0	0	0	0		
Dec. 7	@DET	5	3	2	0	0.0	0.0	0	0	0	0	0	1	0	0	0	0	0		
Dec. 14	@CAR	6	4	2	0	0.0	0.0	0	0	0	0	0	1	0	0	0	0	0		
Dec. 21	GB	3	3	0	0	0.0	0.0	0	0	0	0	0	0	0	0	0	0	0		
Dec. 28	NO	1	1	0	0	0.0	0.0	0	0	0	0	0	0	0	0	0	0	0		
TOTALS		50	41	9	1	0.0	0.0	1	4	69	32	1	10	0	0	0	0	0		

## 2013

DATE	OPP	TACKLES							INTERCEPTIONS						FUMBLES			ST TACKLES		
		T	S	A	TFL	SK	YDS	QH	NO	YDS	LG	TD	PD	FF	FR	YDS	T	S	A	
Sept. 8	@NYJ	3	3	0	0	0.0	0.0	0	0	0	0	0	0	0	0	0	0	0		
Sept. 15	NO	3	3	0	0	0.0	0.0	0	0	0	0	0	0	0	0	0	0	0		
Sept. 22	@NE	3	2	1	0	0.0	0.0	0	0	0	0	0	0	0	0	0	0	0		
Sept. 29	ARI	1	1	0	0	0.0	0.0	0	1	0	0	0	1	0	0	0	0	0		
Oct. 13	PHI	5	5	0	0	0.0	0.0	0	0	0	0	0	0	0	0	0	0	0		
Oct. 20	@ATL	1	1	0	0	0.0	0.0	0	0	0	0	0	0	0	0	0	0	0		
Oct. 24	CAR	4	4	0	0	0.0	0.0	0	0	0	0	0	0	0	0	0	0	0		
Nov. 3	@SEA	3	1	2	0	0.0	0.0	0	0	0	0	0	0	0	0	0	0	0		
Nov. 11	MIA	5	5	0	0	0.0	0.0	0	0	0	0	0	0	0	0	0	0	0		
Nov. 17	ATL	6	6	0	0	0.0	0.0	0	0	0	0	0	1	0	0	0	0	0		
Nov. 24	@DET	3	3	0	0	0.0	0.0	0	1	15	15	0	2	0	0	0	0	0		
Dec. 1	@CAR	3	1	2	0	0.0	0.0	0	0	0	0	0	0	0	0	0	0	0		
Dec. 8	BUF	2	2	0	0	0.0	0.0	0	1	18	18	0	1	0	0	0	0	0		
Dec. 15	SF	3	3	0	0	0.0	0.0	0	0	0	0	0	0	0	0	0	0	0		
Dec. 22	@STL	5	5	0	1	0.0	0.0	0	0	0	0	0	0	0	0	0	0	0		
Dec. 29	@NO	4	4	1	0	0.0	0.0	0	0	0	0	0	0	0	0	0	0	0		
TOTALS		54	49	6	1	0.0	0.0	0	3	33	18	0	5	0	0	0	0	0		



**KENNY BELL****WIDE RECEIVER****HT: 6-1 WT: 197****DOB: 2/25/92****NFL: 2ND YEAR****ACQ: D5-'15****COLLEGE: NEBRASKA****ACQUIRED BY BUCS:**

- x Selected in the fifth round (162nd overall) of the 2015 NFL Draft by the Buccaneers.

**2015 HIGHLIGHTS:**

- x Placed on Injured Reserve on September 5, 2015.

**COLLEGE:**

- x Started 49-of-53 games at Nebraska (2010-14), catching 181 passes for 2,689 yards (14.9 avg.) and 21 touchdowns. Also rushed six times for 109 yards (18.2 avg.) and one touchdown.
- x Returned 51 kickoffs for 1,277 yards (25.0 avg.) and one touchdown.
- x Holds the school record for career receptions (181) and receiving yards (2,689), while ranking third in school history in receiving touchdowns (21).
- x His 49 career starts are the most in school history by an offensive player and the second-most by a position player.
- x Placed on the Biletnikoff Award Watch List in both 2013 and 2014.
- x Started 12-of-13 games as a senior (2014), catching 47 passes for 788 yards (16.8 avg.) six touchdowns, all of which led the team.
- x Earned first-team All-Big Ten honors from the league's coaches, while earning honorable mention All-Big Ten from the league's media.
- x As a junior (2013), started 12-of-13 games, catching a team-leading 52 passes for 577 yards (11.1 avg.) and four touchdowns.
- x Bell's 51 receptions ranked as the seventh-most on the single-season reception list.
- x Recorded a 99-yard kickoff return for a touchdown at Penn State (11/23/13), tied for the fifth-longest return in school history.
- x Started all 14 games as a sophomore, catching 50 passes for 863 yards (17.3 avg.) and eight touchdowns, all of which led the team and set sophomore school records.
- x His 863 yards ranked fourth in Huskers history, while his eight touchdown grabs were the fifth-most in school history.

- x Earned second-team All-Big Ten honors from the league's coaches and media.
- x Had a career day against Minnesota, setting career highs in receptions (nine) and receiving yards (136), while tying a career best with two touchdown receptions.
- x As a redshirt freshman (2011), Bell played in all 13 games, starting the final 11, leading the team in all receiving categories, catching 32 passes for 461 yards (14.4) and three touchdowns.
- x Became only the second freshman to ever lead the team in receptions and receiving yards (Nate Swift, 2005), while his totals were the second-highest ever by a freshman.
- x Scored on an 82-yard touchdown run at Minnesota (10/22/11), the longest-ever run by a Husker freshman.
- x Made first career start against Washington (9/17/11).
- x Caught first career pass (42 yards) in a win over Fresno State (9/10/11).
- x Made NCAA debut against Chattanooga (9/3/11).
- x Redshirted in 2010, earning scout team MVP honors.
- x Graduated with a degree in ethnic studies.

**PERSONAL:**

- x Attended Fairview High School (Boulder, Colorado).
- x Ranked in the top 10 players in Colorado, according to Rivals.com.
- x Recognized as a first-team All-Colorado selection and first-team Class 5A all-state by the Denver Post.
- x Also competed in basketball and track.
- x Son of Tami Campbell and his stepfather is Dan Campbell.
- x His father, Ken Bell, played for the Denver Broncos from 1986-89, tallying more than 2,000 career yards in kickoff returns.
- x Born Kenny Bell on February 25, 1992 in Boulder, Colorado.

**COMMUNITY:**

- x In November 2015, congratulated students at Pinellas Park Middle School for winning the Fuel Up To Play 60 "Defend Your Turf Challenge" through a special assembly and P.E. class.
- x In October 2015, participated in games, arts and crafts, and activities with children at Metropolitan Ministries annual Fall Festival.
- x In September 2015, served lunch to more than 250 hungry and homeless men and women at Trinity Café.
- x In May 2015, toured MacDill Air Force Base to greet military servicemen and servicewomen and learn about the important role that the base plays in the Tampa community.
- x In May 2015, visited wounded warriors recovering from injury and illness at James A. Haley Veterans' Hospital in Tampa.

**ACQUIRED BY BUCS:**

- x Selected in the fifth round (148th overall) of the 2016 NFL Draft by the Buccaneers.

**COLLEGE:**

- x In three seasons at UCLA (2013-15), started the final 35 games he played in, seeing time at both tackle and guard.
- x Declared for the NFL Draft following his junior season (2015), when he started all 13 games, with nine starts at tackle and four at guard.
- x Part of an offensive line that surrendered just 14 sacks, the second-lowest total in school history.
- x Named honorable mention All-Pac-12 as a sophomore (2014), after starting all 13 games at right tackle and helping block for Paul Perkins, who led the Pac-12 in rushing and recorded the second-highest single-season rushing total in UCLA history.
- x Started the final nine games of the season as a true freshman (2013), all at right tackle.

- x Named second-team Freshman All-American by 247Sports and was presented the John Boncheff, Jr. Award for Rookie of the Year on offense at the team banquet.
- x Majored in political science.

**PERSONAL/COMMUNITY:**

- x Attended Seven Lakes High School (Katy, Texas).
- x A four-star recruit according to both Scout.com and Rivals.com.
- x Rated as the No. 12 offensive guard in the nation and the No. 2 guard in the Midlands Region by Scout.com.
- x Son of David and Esther Benenoch.
- x Has one brother, Joshua, and two sisters, Pamela and Hadassah.
- x Born Caleb Orobosa Benenoch on August 8, 1994 in Lagos, Nigeria.
- x In June 2016, hosted a Play 60 event for children from the Jackson Heights NFL Y.E.T. Center.



## DEVANTE BOND

### LINEBACKER

HT: 6-1 WT: 235

DOB: 7/3/1993

NFL: ROOKIE

ACQ: D6A-'16

COLLEGE: OKLAHOMA

### ACQUIRED BY BUCS:

- × Selected in the sixth round (183rd overall) of the 2016 NFL Draft by the Buccaneers.

### COLLEGE:

- × Spent two seasons at Oklahoma (2014-15), playing in 21 games, with eight starts, 72 tackles, 11 tackles for loss, 3.0 sacks, two passes defended, one forced fumble and one fumble recovery, to go along with two blocked kicks.
- × Played in nine games, with five starts, in 2015, recording 43 tackles, seven tackles for loss, two passes defended, one forced fumble and one fumble recovery.
- × Started in the Orange Bowl against Clemson (12/31/15), notching six tackles, one sack and a pass defended.
- × At Tennessee (9/12/15), tallied five tackles, a career-high 2.0 sacks and one forced fumble.
- × In 2014, played in 12 games, making three starts, racking up 29 tackles and four tackles for loss.
- × Prior to playing at Oklahoma, attended Sierra Community College (Rocklin, California) for two

seasons, where he recorded 77 tackles, 27.0 tackles for loss, four passes defended and three fumble recoveries.

- × A three-star JUCO recruit by Scout.com, Rivals.com and ESPN.com.

### PERSONAL:

- × Attended Foothills High School (Sacramento, California).
- × Son of Crystal Betts.
- × Born Devante Bond on July 3, 1993 in Sacramento, California.

### COMMUNITY:

- × In June 2016, hosted a Play 60 event for children from the Jackson Heights NFL Y.E.T. Center.
- × In June 2016, toured MacDill Air Force Base to greet military servicemen and servicewomen and learn about the important role that the base plays in the Tampa community and beyond.
- × In May 2016, went bowling with rookie or first-year firefighters and paramedics from the City of Tampa.



### ACQUIRED BY BUCS:

- × Signed by Tampa Bay on September 23, 2015 from the New Orleans Saints' practice squad.

### CAREER HIGHLIGHTS:

- × Signed to Tampa Bay's active roster on September 23, 2015 following stints on the New Orleans Saints practice squad (Week 2 of 2015) and Buccaneers practice squad (Week 1 of 2015).
- × Recorded first NFL action at Houston on 9/27/2015 and first NFL start vs. Jacksonville on 10/11/2015.
- × Recorded first career touchdown reception at Atlanta (11/1/2015), a 20-yard scoring catch.

### 2015 HIGHLIGHTS:

- × Spent Week 1 on Tampa Bay's practice squad and Week 2 on the New Orleans Saints' practice squad.
- × Signed from New Orleans' practice squad to Tampa Bay's active roster on September 23.
- × Played in 14 games on the season with four starts.
- × Saw action in Week 3 at Houston (9/27).
- × Against Carolina (10/4), caught one pass for seven yards.
- × Started vs. Jacksonville (10/11), his first career NFL start.
- × Caught one pass for six yards at Washington (10/25).
- × At Atlanta (11/1), caught two passes for 48 yards and one touchdown, including a 20-yard scoring reception which marked the team's only touchdown through the air on the day.
- × Caught one pass for 17 yards vs. New York Giants (11/8).
- × Against Dallas (11/15), caught one pass for 6 yards.
- × At Philadelphia (11/22), recorded three receptions for 47 yards and one touchdown — an eight-yard score on third-and-3.
- × Started at Indianapolis (11/29), finishing with five receptions for 53 yards, both career highs, while also recording a 20-yard touchdown reception — his third of the season.
- × With touchdown receptions at Philadelphia and Indianapolis, became the first Buccaneers tight end with a touchdown catch in consecutive contests since Jerramy Stevens (three games: 2007-08).
- × Started vs. Atlanta, catching two passes for 12 yards.

- × Caught two passes for 16 yards against New Orleans (12/13).
- × Started at St. Louis (12/17) and recorded three receptions for 20 yards.
- × Appeared vs. Chicago (12/27), recording one reception for a career-long 46 yards.
- × At Carolina (1/3), caught one pass for 10 yards.

### COLLEGE:

- × Ranks fourth in school history with 18 touchdown receptions.
- × Earned second straight unanimous All-Ivy League first team selection after finishing senior season (2013), starting eight games with 25 receptions for 403 yards, and five touchdowns.
- × Member of the NCAA Football Championship Subdivision Academic All-Star Team.
- × Unanimous first-team All-Ivy League selection after junior season (2012), compiling 41 receptions for 592 yards and six touchdowns in 10 starts.
- × Named to first team Capital One All-America.
- × Voted second-team All-Ivy League after sophomore season (2011), recording 25 catches for 386 yards and seven touchdowns in 10 starts.
- × Was a member of the junior varsity team as a freshman in 2010.

### PERSONAL:

- × Attended Naperville Central High School (Naperville, Illinois).
- × Played football, basketball and baseball.
- × Named captain of football team as a senior.
- × Earned All-State special mention by the Chicago Tribune.
- × Born Cameron Brate on July 3, 1991.

### COMMUNITY:

- × In May 2016, helped dedicate a Buccaneers Academy at Bevis Elementary School, which was awarded a Fitness Zone and also presented with a special assembly and P.E. equipment for winning the 2016 Play 60 Challenge.
- × In December 2014, visited patients battling illness during the holidays at All Children's Hospital in St. Petersburg.

- x In November 2014, congratulated students at Pinellas Park Middle School for winning the Fuel Up to PLAY 60 "Defend Your Turf Challenge" and led students in fitness drills.
- x In September 2014, participated in a Buccaneers Academy ribbon-cutting ceremony and helped build an outdoor class at Sheehy Elementary in Tampa.
- x In September 2014, along with UnitedHealthcare employees and teammates, helped construct 35

Learning Garden boxes/kits to be delivered to schools around Tampa Bay.

- x In June 2014, visited MacDill Air Force Base to greet service members and learn about U.S. military operations headquartered in Tampa.
- x In May 2014, participated in the Buccaneers Academy Fitness Zone ribbon cutting at Graham Elementary and helped lead students through PLAY 60 football drills.

## BRATE'S CAREER STATISTICS

YEAR	TEAM	RECEIVING						RUSHING					
		GP	GS	NO	YDS	AVG	LG	TD	ATT	YDS	AVG	LG	TD
2014	Tampa Bay	5	1	1	17	17.0	17	0	0	0	-	-	0
2015	Tampa Bay	14	4	23	288	12.5	46	3	0	0	-	-	0
<b>NFL Totals</b>		<b>19</b>	<b>5</b>	<b>24</b>	<b>305</b>	<b>12.7</b>	<b>46</b>	<b>3</b>	<b>0</b>	<b>0</b>	<b>-</b>	<b>-</b>	<b>0</b>

## BRATE'S GAME-BY-GAME STATISTICS

### 2015

DATE	OPP	NO	YDS	RECEIVING			ATT	YDS	RUSHING			
				AVG	LG	TD			AVG	LG	TD	
Sept. 13	TEN											
Sept. 20	@NO											
Sept. 27	@HOU	0	0	-	-	0	0	0	-	-	0	0
Oct. 4	CAR	1	7	7.0	7	0	0	0	-	-	0	0
Oct. 11	JAC	0	0	-	-	0	0	0	-	-	0	0
Oct. 25	@WAS	1	6	6.0	6	0	0	0	-	-	0	0
Nov. 1	@ATL	2	48	24.0	28	1	0	0	-	-	0	0
Nov. 8	NYG	1	17	17.0	17	0	0	0	-	-	0	0
Nov. 15	DAL	1	6	6.0	6	0	0	0	-	-	0	0
Nov. 22	@PHI	3	47	15.7	23	1	0	0	-	-	0	0
Nov. 29	@IND	5	53	10.6	20t	1	0	0	-	-	0	0
Dec. 6	ATL	2	12	6.0	7	0	0	0	-	-	0	0
Dec. 13	NO	2	16	8.0	11	0	0	0	-	-	0	0
Dec. 17	@STL	3	20	6.7	8	0	0	0	-	-	0	0
Dec. 27	CHI	1	46	46.0	46	0	0	0	-	-	0	0
Jan. 3	@CAR	1	10	10.0	10	0	0	0	-	-	0	0
<b>TOTALS</b>		<b>23</b>	<b>288</b>	<b>12.5</b>	<b>46</b>	<b>3</b>	<b>0</b>	<b>0</b>	<b>-</b>	<b>-</b>	<b>0</b>	<b>0</b>

### 2014

DATE	OPP	NO	YDS	RECEIVING			ATT	YDS	RUSHING			
				AVG	LG	TD			AVG	LG	TD	
Sept. 7	CAR											
Sept. 14	STL											
Sept. 21	@ATL											
Sept. 28	@PIT											
Oct. 5	@NO											
Oct. 19	BAL											
Oct. 27	MIN											
Nov. 2	@CLE											
Nov. 9	ATL											
Nov. 16	@WAS											
Nov. 23	@CHI											
Nov. 27	CIN	1	17	17.0	17	0	0	0	-	-	0	0
Dec. 7	@DET	0	0	-	-	0	0	0	-	-	0	0
Dec. 14	@CAR	0	0	-	-	0	0	0	-	-	0	0
Dec. 21	GB	0	0	-	-	0	0	0	-	-	0	0
Dec. 28	NO	0	0	-	-	0	0	0	-	-	0	0
<b>TOTALS</b>		<b>1</b>	<b>17</b>	<b>17.0</b>	<b>17</b>	<b>0</b>	<b>0</b>	<b>0</b>	<b>-</b>	<b>-</b>	<b>0</b>	<b>0</b>



### ACQUIRED BY BUCS:

- × Claimed by Tampa Bay off waivers from the Houston Texans on November 23, 2015.

### ORIGINALLY ENTERED NFL:

- × Originally entered the NFL as a college free agent with the San Francisco 49ers on May 4, 2012.

### TRANSACTIONS:

- × Signed with San Francisco on May 4, 2012. Waived on August 27, 2012.
- × Signed to Washington Redskins practice squad on December 5, 2012. Waived on December 18, 2013.
- × Signed by Buffalo Bills on April 18, 2013. Waived on August 30, 2013. Re-signed by Buffalo on January 14, 2014. Waived on April 10, 2014.
- × Acquired by Detroit Lions via waivers on April 11, 2014. Waived on May 30, 2014.
- × Signed by St. Louis Rams on July 25, 2014. Waived on August 30, 2014. Signed to St. Louis' practice squad on September 11, 2014. Waived on September 30, 2014.
- × Signed to Houston Texans' practice squad on December 10, 2014. Signed futures contract with Houston on December 29, 2014. Waived on September 5, 2015.
- × Acquired by Tampa Bay via waivers on September 6, 2015. Waived on September 22, 2015.
- × Signed to Tampa Bay's practice squad on September 24, 2015. Signed to Houston's active roster on September 30, 2015. Waived on November 21, 2015.
- × Acquired by Tampa Bay via waivers on November 23, 2015.

### 2015 HIGHLIGHTS:

- × Played four games with Tampa Bay and one with Houston.
- × Recorded two tackles and a quarterback hit with the Buccaneers.
- × Inactive vs. Tennessee (9/13).
- × Made NFL debut in win at New Orleans (9/20).
- × As a member of the Houston Texans, played vs. Jacksonville (10/18).
- × Played 35 snaps on defense and 14 on special teams in win vs. Atlanta (12/6).
- × Posted one tackle vs. New Orleans (12/13).

- × Played in a reserve role at St. Louis (12/17).

- × Inactive vs. Chicago (12/27).

- × Inactive at Carolina (1/3).

### COLLEGE:

- × Played four seasons at Clemson (2007-11), totaling 75 tackles, 10 tackles for loss, 3.0 sacks, three passes defended, two fumble recoveries and one interception (returned 20 yards for a touchdown).
- × As a senior (2011), compiled 25 tackles, four tackles for loss, 2.0 sacks, two passes defended and one interception (returned 20 yards for a touchdown).
- × Recorded his first career interception against North Carolina (10/22/11), returning it 20 yards for a touchdown, while also adding two tackles and a pass defended.
- × Named National Defensive Player of the Week by Walter Camp Football Foundation, National Defensive Performer of the Week and National Defensive Lineman of the Week by College Football Performance Awards.
- × During his junior season (2010), registered 17 tackles and two tackles for loss.
- × Redshirted in 2009.
- × Tallied 21 tackles and three tackles for loss as a sophomore (2008).
- × Saw 118 snaps as true freshman (2007), including recording his first sack against Wake Forest (11/10/07).
- × Graduated with a degree in community recreation, sport & camp management.

### PERSONAL/COMMUNITY:

- × Played four seasons at Clemson (2007-11), totaling 75 tackles, 10 tackles for loss, 3.0 sacks, three passes defended, two fumble recoveries and one interception (returned 20 yards for a touchdown).
- × Attended Victory Christian Center School (Charlotte, North Carolina).
- × Earned Charlotte Observer Defensive Player-of-the-Year as a senior, tallying 95 tackles and 33 sacks.
- × Rated as the No. 7 prospect in North Carolina and the No. 12 weakside defensive end in the country, both by Rivals.com.

- × Registered 3.0 sacks and a blocked field goal in the Shrine Bowl.
- × Also named all-conference in basketball, helping his team win a state title.
- × Born Kourtnei Brown on April 17, 1988 in Charlotte, North Carolina.
- × Along with the defensive line, purchased toys and hosted a surprise shopping spree for underprivileged families in the “D-Line Does Christmas” event in December 2015.

## BROWN'S CAREER STATISTICS

YEAR	TEAM	TACKLES							INTERCEPTIONS					FUMBLES			ST TACKLES		
		GP	GS	TOT	SOLO	ASST	SK	YDS	NO	YDS	LG	TD	PD	FF	FR	YDS	T	S	A
2015	Tampa Bay	5	0	2	2	0	0.0	0.0	0	0	0	0	0	0	0	0	0	0	0
<b>NFL Totals</b>		<b>5</b>	<b>0</b>	<b>2</b>	<b>2</b>	<b>0</b>	<b>0.0</b>	<b>0.0</b>	<b>0</b>	<b>0</b>	<b>0</b>	<b>0</b>	<b>0</b>	<b>0</b>	<b>0</b>	<b>0</b>	<b>0</b>	<b>0</b>	

## BROWN'S GAME-BY-GAME STATISTICS

2015

DATE	OPP	TACKLES							INTERCEPTIONS					FUMBLES			ST TACKLES		
		T	S	A	TFL	SK	YDS	QH	NO	YDS	LG	TD	PD	FF	FR	YDS	T	S	A
Sept. 13	TEN								Inactive										
Sept. 20	@NO	0	0	0	0	0.0	0.0	0	0	0	0	0	0	0	0	0	0	0	0
Sept. 27	@HOU								Practice Squad										
Oct. 4	CAR								Not With Team										
Oct. 18	JAC*	0	0	0	0	0.0	0.0	0	0	0	0	0	0	0	0	0	0	0	0
Oct. 25	@WAS								Not With Team										
Nov. 1	@ATL								Not With Team										
Nov. 8	NYG								Not With Team										
Nov. 15	DAL								Not With Team										
Nov. 22	@PHI								Not With Team										
Nov. 29	@IND								Inactive										
Dec. 6	ATL	1	1	0	0	0.0	0.0	0	0	0	0	0	0	0	0	0	0	0	0
Dec. 13	NO	1	1	0	0	0.0	0.0	0	0	0	0	0	0	0	0	0	0	0	0
Dec. 17	@STL	0	0	0	0	0.0	0.0	0	0	0	0	0	0	0	0	0	0	0	0
Dec. 27	CHI								Inactive										
Jan. 3	@CAR								Inactive										
<b>TOTALS</b>		<b>2</b>	<b>2</b>	<b>0</b>	<b>0</b>	<b>0.0</b>	<b>0.0</b>	<b>0</b>	<b>0</b>	<b>0</b>	<b>0</b>	<b>0</b>	<b>0</b>	<b>0</b>	<b>0</b>	<b>0</b>	<b>0</b>	<b>0</b>	

\*Game Played with Houston

78

**GOSDER CHERILUS****TACKLE****HT: 6-7 WT: 316****DOB: 6/28/84****NFL: 9TH YEAR****ACQ: FA, 2015****COLLEGE: BOSTON COLLEGE****ACQUIRED BY BUCS:**

- × Signed by Tampa Bay as a free agent on August 18, 2015.

**ORIGINALLY ENTERED NFL:**

- × Originally entered the NFL as a first-round pick, (17th overall) of the Detroit Lions in the 2008 NFL Draft.

**CAREER HIGHLIGHTS:**

- × Spent five seasons with Detroit (2008-12) and two with Indianapolis (2013-14), before joining Tampa Bay.
- × Has started 113-of-117 regular season games played and all three career postseason contests.
- × Did not commit a holding penalty for two seasons (2013-14).
- × In 2014, was part of an offensive line that helped the Colts set a single-season franchise record for net yards (6,506).
- × Part of the 2012 Lions offensive line, which ranked fourth in the NFL in sacks allowed per pass attempt.
- × Played in his 100th career game in Week 9 of the 2014 season, at N.Y. Giants (11/3/14)
- × Started first career game in Week 3 of the 2008 season, at San Francisco (9/21/08).
- × Made NFL debut in Week 1 of his rookie season at Atlanta (9/7/08).

**2015 HIGHLIGHTS:**

- × Started 13 games on the season, all at right tackle.
- × Inactive for two games on the season (vs. Atlanta, 12/6; at Carolina, 1/3), and was active but did not play vs. Chicago (12/27).
- × In 2015, helped block for an offense that finished the season ranked fifth in the league in total offense (375.9 ypg) and fifth in rushing (134.9 ypg), while tying for the league lead in rushing average (4.8).
- × Part of a unit that helped the offense to a franchise-record 6,014 net yards on the year, while also recording 2,162 rushing yards for the second-most in a single season in team history.
- × Part of an offensive line that allowed only 27 sacks over the season, the third-fewest since 1983 when sacks became an official statistic.

- × Recorded Buccaneers debut in Week 1 vs. Tennessee (9/13), starting at right tackle.
- × Part of an offensive line that blocked for RB Doug Martin's 106 rushing yards vs. Carolina (10/4).
- × Against Jacksonville (10/4), was part of a unit that helped Martin rush 123 yards with two rushing touchdowns against the Jaguars' No. 4-ranked run defense.
- × At Washington (10/25), helped the team to 190 total rushing yards, 136 of which were recorded by RB Doug Martin, marking him as only the third running back in franchise history to post three or more consecutive games with at least 100 rushing yards.
- × Helped block for Tampa Bay's 117 rushing yards in an overtime win at Atlanta (11/1).
- × Against the New York Giants (11/8), helped the team to 136 rushing yards, marking the fifth consecutive game with at least 100 yards on the ground, the longest streak for the franchise since 2010 (seven games).
- × At Philadelphia (11/22), helped the team to a historic 283 rushing yards, the most in team history, including 235 rushing yards for RB Doug Martin, marking the second-most single-game rushing yards for a player in team history.
- × In the first half at Philadelphia (11/22), part of a unit that aided in a collection of 216 yards, the most by an NFL team in a first half since 2006 (Jacksonville, 251 vs. Indianapolis, 12/10/06).
- × At Indianapolis (11/29), helped the team to 132 rushing yards, 97 yards of which were gained by Martin, including a 56-yard rush against the Colts, Martin's third 50+-yard rush this season, tied for the most this season.
- × Inactive vs. Atlanta with a knee injury.
- × Started vs. New Orleans (12/13).
- × Started at St. Louis (12/17), helping the team to 146 rushing yards and 509 yards of total offense, the fifth-most in a single game in franchise history and marking the team's sixth game this season with at least 375 yards, the second-most such games in a single season in team history.
- × Part of an offensive line that did not allow a sack at St. Louis (12/17).



**COLLEGE/PERSONAL:**

- × Started a school-record 51 consecutive games at Boston College (2004-07), spending the first 37 starts at right tackle, before moving to left tackle as a senior.
- × Moved to left tackle for his senior season (2007), earning second-team All-Atlantic Coast Conference (ACC) honors and helping block for the seventh-ranked passing offense in the NCAA.
- × As a sophomore (2005), helped the Eagles lead the ACC in total offense.
- × Graduated with a degree in communications.
- × Attended Somerville High School (Somerville, Massachusetts).
- × Named to Tom Lemming's All-America team in 2002, the same season he earned Massachusetts State Coaches Association All-State honors.
- × Played tackle on both sides of the ball.
- × Also competed in basketball and shot put.
- × Came to the United States from Haiti at age 14, becoming a U.S. citizen shortly thereafter.
- × Hosts the two-day Gosder Cherilus Football Camp
- × Born Gosder Cherilus on June 28, 1984 in Haiti.

**CHERILUS' CAREER STATISTICS**

**Games/Starts:** DET: 2008: 16/13; 2009: 15/15; 2010: 12/12; 2011: 16/15 (P: 1/1); 2012: 16/16;  
IND: 2013: 16/16 (P: 2/2); 2014: 13/13; TB: 2015: 13/13

**Career Totals:** 117/113 (P: 3/3)

**Fumble Recoveries:** 2 (2 vs. Minnesota, 12/7/08)

**Miscellaneous Tackles:** 8 – 1 in 2014, 1 in 2013, 4 in 2012, 1 in 2011, 1 in 2009

**CHRIS CONTE****SAFETY****HT: 6-2 WT: 203****DOB: 2/23/89****NFL: 6TH YEAR****ACQ: UFA (CHI), 2015****COLLEGE: CALIFORNIA****ACQUIRED BY BUCS:**

- × Signed by Tampa Bay on March 12, 2015 as an unrestricted free agent from Chicago.

**ORIGINALLY ENTERED NFL:**

- × Originally entered the NFL as a third-round pick, (93rd overall) of the Chicago Bears in the 2011 NFL Draft.

**CAREER HIGHLIGHTS:**

- × Started 65-of-71 career games played, totaling 306 tackles, 27 passes defended, 11 interceptions (returned 122 yards), three forced fumble and one fumble recovery.
- × Made first career interception against Tampa Bay in London (10/23/11).
- × Started first career game in a win over Minnesota (10/16/11).
- × Made NFL debut in the 2011 season opener against Atlanta (9/11/11).

**2015 HIGHLIGHTS:**

- × Started 13-of-14 games that he played, ranking fourth on the team with 78 tackles, tied for fourth with six tackles for loss, tied for second with two interceptions, tied for third with six passes defended, and tied for third with two forced fumbles.
- × One of 11 NFL players with 75+ tackles, 2+ interceptions and 2+ forced fumbles.
- × Played in a reserve role in Buccaneers debut, vs. Tennessee (9/13), and recorded five tackles.
- × Made first start as a Buccaneer at New Orleans (9/20), recording four tackles, including one for a 21-yard loss, one interception and one forced fumble on defense and one tackle on special teams.
- × Forced fumble, which was recovered by teammate Henry Melton, came with 3:05 remaining and the Buccaneers clinging to a four-point lead.
- × Registered seven tackles, including one for loss, in start at Houston (9/27).
- × Led the team with eight tackles, including one for loss, one pass defended and one forced fumble vs. Carolina (10/4).

- × Logged three tackles in win vs. Jacksonville (10/11) before leaving game with ankle injury.
- × Posted five tackles, including one for loss, and two passes defended at Washington (10/25).
- × Collected nine tackles in win at Atlanta (11/1).
- × Notched eight tackles and one pass defended vs. New York Giants (11/8).
- × Recorded five tackles, including one for loss, vs. Dallas (11/15).
- × Tied for team lead with 10 tackles and added an interception in win at Philadelphia (11/22).
- × Notched one tackle at Indianapolis (11/29).
- × Collected four tackles in win vs. Atlanta (12/6).
- × Recorded five tackles vs. New Orleans (12/13).
- × Posted four tackles at St. Louis (12/17).
- × Inactive vs. Chicago (12/27) with a knee injury.
- × Placed on Injured Reserve on January 1.

**COMMUNITY:**

- × In June 2015, had his head shaved by children battling cancer as part of the Buccaneers Cut for a Cure to raise funds and awareness for the Pediatric Cancer Foundation.

**COLLEGE/PERSONAL:**

- × Played in 50 games at Cal (2007-10), making 17 starts, appearing as both a corner and safety, totaling 157 tackles, four tackles for loss, 11 passes defended, two interceptions, one forced fumble and one fumble recovery. Also blocked a punt that he returned for a touchdown.
- × Earned first-team All-Pac 10 honors as a senior (2010), starting all 12 games registering 72 tackles, three passes defended and one interception, along with blocking a punt and returning it for a touchdown.
- × Attended Loyola High School (Los Angeles, California).
- × Helped team to CIF Division I title as a junior.
- × Grandson of actor Richard Conte.
- × Born Chris Conte on February 23, 1989 in Los Angeles, California.

## CONTE'S CAREER STATISTICS

YEAR	TEAM	GP	GS	TACKLES			INTERCEPTIONS				FUMBLES			ST TACKLES					
				TOT	SOLO	ASST	SK	YDS	NO	YDS	LG	TD	PD	FF	FR	YDS	T	S	A
2011	Chicago	14	9	29	22	7	0.0	0.0	1	0	0	0	2	0	0	0	1	1	0
2012	Chicago	15	15	67	51	16	0.0	0.0	2	70	35	0	9	0	1	0	1	1	0
2013	Chicago	16	16	89	72	17	0.0	0.0	3	48	35	0	7	1	0	0	0	0	0
2014	Chicago	12	12	40	30	10	0.0	0.0	3	6	5	0	3	0	0	0	3	2	1
2015	Tampa Bay	14	13	78	58	20	0.0	0.0	2	-4	-2	0	6	2	0	0	1	1	0
<b>NFL Totals</b>		<b>71</b>	<b>65</b>	<b>303</b>	<b>233</b>	<b>70</b>	<b>0.0</b>	<b>0.0</b>	<b>11</b>	<b>120</b>	<b>35</b>	<b>0</b>	<b>27</b>	<b>3</b>	<b>1</b>	<b>0</b>	<b>6</b>	<b>5</b>	<b>1</b>

### SINGLE-GAME HIGHS

**Tackles:** 11 at Dallas, 10/1/12 (w/Chicago)  
**Interceptions:** 1, 11 times, last at Philadelphia, 11/22/15  
**Passes Defended:** 3, twice, last vs. Detroit, 11/10/13 (w/Chicago)  
**Forced Fumbles:** 1, three times, last vs. Carolina, 10/4/15  
**Fumble Recoveries:** 1, at Tennessee, 11/4/12 (w/Chicago)

## CONTE'S GAME-BY-GAME STATISTICS

### 2015

DATE	OPP	TACKLES			TFL	SK	YDS	QH	INTERCEPTIONS				PD	FUMBLES			ST TACKLES			
		T	S	A					NO	YDS	LG	TD		FF	FR	YDS	T	S	A	
Sept. 13	TEN	5	5	0	0	0.0	0.0	0	0	0	0	0	0	0	0	0	0	0	0	
Sept. 20	@NO	4	4	0	1	0.0	0.0	0	1	-2	-2	0	1	1	0	0	0	1	1	0
Sept. 27	@HOU	7	5	2	1	0.0	0.0	0	0	0	0	0	0	0	0	0	0	0	0	0
Oct. 4	CAR	8	7	1	1	0.0	0.0	0	0	0	0	0	1	1	0	0	0	0	0	0
Oct. 11	JAC	3	2	1	0	0.0	0.0	0	0	0	0	0	0	0	0	0	0	0	0	0
Oct. 25	@WAS	5	5	0	1	0.0	0.0	0	0	0	0	0	2	0	0	0	0	0	0	0
Nov. 1	@ATL	9	5	4	0	0.0	0.0	0	0	0	0	0	0	0	0	0	0	0	0	0
Nov. 8	NYG	8	5	3	0	0.0	0.0	0	0	0	0	0	1	0	0	0	0	0	0	0
Nov. 15	DAL	5	4	1	1	0.0	0.0	0	0	0	0	0	0	0	0	0	0	0	0	0
Nov. 22	@PHI	10	7	3	1	0.0	0.0	0	1	-2	-2	0	1	0	0	0	0	0	0	0
Nov. 29	@IND	1	0	1	0	0.0	0.0	0	0	0	0	0	0	0	0	0	0	0	0	0
Dec. 6	ATL	4	3	1	0	0.0	0.0	0	0	0	0	0	0	0	0	0	0	0	0	0
Dec. 13	NO	5	4	1	0	0.0	0.0	0	0	0	0	0	0	0	0	0	0	0	0	0
Dec. 17	@STL	4	2	2	0	0.0	0.0	0	0	0	0	0	0	0	0	0	0	0	0	0
Dec. 27	CHI	Inactive																		
Jan. 3	@CAR	Injured Reserve																		
<b>TOTALS</b>		<b>78</b>	<b>58</b>	<b>20</b>	<b>6</b>	<b>0.0</b>	<b>0.0</b>	<b>0</b>	<b>2</b>	<b>-4</b>	<b>-2</b>	<b>0</b>	<b>6</b>	<b>2</b>	<b>0</b>	<b>0</b>	<b>1</b>	<b>1</b>	<b>0</b>	

### 2014 (w/CHICAGO)

DATE	OPP	TACKLES			TFL	SK	YDS	QH	INTERCEPTIONS				PD	FUMBLES			ST TACKLES			
		T	S	A					NO	YDS	LG	TD		FF	FR	YDS	T	S	A	
Sept. 7	BUF	6	5	1	0	0.0	0.0	0	1	5	5	0	1	0	0	0	1	0	1	
Sept. 14	@SF	2	1	1	0	0.0	0.0	0	1	1	1	0	1	0	0	0	0	0	0	
Sept. 22	@NYJ	4	2	2	0	0.0	0.0	0	0	0	0	0	0	0	0	0	0	0	0	
Sept. 28	GB	3	2	1	0	0.0	0.0	0	0	0	0	0	0	0	0	0	0	0	0	
Oct. 5	@CAR	0	0	0	0	0.0	0.0	0	0	0	0	0	0	0	0	0	0	0	0	
Oct. 12	@ATL	3	3	0	0	0.0	0.0	0	0	0	0	0	0	0	0	0	0	0	0	
Oct. 19	MIA	Inactive																		
Oct. 26	@NE	8	5	3	0	0.0	0.0	0	0	0	0	0	0	0	0	0	0	0	0	
Nov. 9	@GB	4	4	0	0	0.0	0.0	0	0	0	0	0	0	0	0	0	0	0	0	
Nov. 16	MIN	2	2	0	0	0.0	0.0	0	0	0	0	0	0	0	0	0	0	2	2	0
Nov. 23	TB	4	4	0	0	0.0	0.0	0	1	0	0	0	1	0	0	0	0	0	0	
Nov. 27	@DET	2	1	1	0	0.0	0.0	0	0	0	0	0	0	0	0	0	0	0	0	
Dec. 4	DAL	2	1	1	0	0.0	0.0	0	0	0	0	0	0	0	0	0	0	0	0	
Dec. 15	NO	Inactive																		
Dec. 21	DET	Inactive																		
Dec. 28	@MIN	Inactive																		
<b>TOTALS</b>		<b>40</b>	<b>30</b>	<b>10</b>	<b>0</b>	<b>0.0</b>	<b>0.0</b>	<b>0</b>	<b>3</b>	<b>6</b>	<b>5</b>	<b>0</b>	<b>3</b>	<b>0</b>	<b>0</b>	<b>0</b>	<b>3</b>	<b>2</b>	<b>1</b>	

## 2013 (W/CHICAGO)

DATE	OPP	TACKLES							INTERCEPTIONS					FUMBLES			ST TACKLES		
		T	S	A	TFL	SK	YDS	QH	NO	YDS	LG	TD	PD	FF	FR	YDS	T	S	A
Sept. 8	CIN	1	1	0	0	0.0	0.0	0	0	0	0	0	0	0	0	0	0	0	0
Sept. 15	MIN	3	3	0	0	0.0	0.0	0	0	0	0	0	0	0	0	0	0	0	
Sept. 23	@PIT	8	6	2	0	0.0	0.0	0	1	13	13	0	2	0	0	0	0	0	
Sept. 29	@DET	6	6	0	0	0.0	0.0	0	0	0	0	0	0	0	0	0	0	0	
Oct. 6	NO	7	6	1	0	0.0	0.0	0	0	0	0	0	0	0	0	0	0	0	
Oct. 10	NYG	7	6	1	0	0.0	0.0	0	0	0	0	0	0	0	0	0	0	0	
Oct. 20	@WAS	8	4	4	0	0.0	0.0	0	0	0	0	0	0	0	0	0	0	0	
Nov. 4	@GB	2	2	0	0	0.0	0.0	0	0	0	0	0	0	1	0	0	0	0	
Nov. 10	DET	3	2	1	0	0.0	0.0	0	1	35	35	0	3	0	0	0	0	0	
Nov. 17	BAL	5	4	1	1	0.0	0.0	0	0	0	0	0	0	0	0	0	0	0	
Nov. 24	@STL	5	5	0	0	0.0	0.0	0	0	0	0	0	0	0	0	0	0	0	
Dec. 1	'@MIN	9	8	1	0	0.0	0.0	0	0	0	0	0	0	0	0	0	0	0	
Dec. 8	DAL	8	6	2	0	0.0	0.0	0	0	0	0	0	0	0	0	0	0	0	
Dec. 15	@CLE	4	2	2	0	0.0	0.0	0	0	0	0	0	1	0	0	0	0	0	
Dec. 22	@PHI	9	7	2	0	0.0	0.0	0	0	0	0	0	0	0	0	0	0	0	
Dec. 29	GB	4	4	0	0	0.0	0.0	0	1	0	0	0	1	0	0	0	0	0	
<b>TOTALS</b>		<b>89</b>	<b>72</b>	<b>17</b>	<b>1</b>	<b>0.0</b>	<b>0.0</b>	<b>0</b>	<b>3</b>	<b>48</b>	<b>35</b>	<b>0</b>	<b>7</b>	<b>1</b>	<b>0</b>	<b>0</b>	<b>0</b>	<b>0</b>	

## 2012 (W/CHICAGO)

DATE	OPP	TACKLES							INTERCEPTIONS					FUMBLES			ST TACKLES		
		T	S	A	TFL	SK	YDS	QH	NO	YDS	LG	TD	PD	FF	FR	YDS	T	S	A
Sept. 9	IND	4	3	1	0	0.0	0.0	0	1	35	35	0	2	0	0	0	0	0	
Sept. 13	@GB	4	2	2	0	0.0	0.0	0	0	0	0	0	0	0	0	0	0	0	
Sept. 23	STL	3	3	0	0	0.0	0.0	0	0	0	0	0	0	0	0	0	0	0	
Oct. 1	@DAL	11	8	3	1	0.0	0.0	0	0	0	0	0	0	0	0	0	0	0	
Oct. 7	@JAC	4	4	0	1	0.0	0.0	0	0	0	0	0	0	0	0	0	0	0	
Oct. 22	DET	6	6	0	0	0.0	0.0	0	0	0	0	0	1	0	0	0	0	0	
Oct. 28	CAR	8	5	3	0	0.0	0.0	0	0	0	0	0	0	0	0	0	0	0	
Nov. 4	@TEN	0	0	0	0	0.0	0.0	0	0	0	0	0	3	0	1	0	0	0	
Nov. 11	HOU	4	3	1	0	0.0	0.0	0	0	0	0	0	0	0	0	0	0	0	
Nov. 19	@SF	5	5	0	0	0.0	0.0	0	0	0	0	0	0	0	0	0	0	0	
Nov. 25	MIN	4	3	1	0	0.0	0.0	0	1	35	35	0	2	0	0	0	0	0	
Dec. 2	SEA	1	1	0	0	0.0	0.0	0	0	0	0	0	0	0	0	0	0	0	
Dec. 9	@MIN	5	3	2	0	0.0	0.0	0	0	0	0	0	0	0	0	0	1	1	
Dec. 16	GB	7	5	2	0	0.0	0.0	0	0	0	0	0	0	0	0	0	0	0	
Dec. 23	@ARI	1	0	1	0	0.0	0.0	0	0	0	0	0	1	0	0	0	0	0	
Dec. 30	@DET								Inactive										
<b>TOTALS</b>		<b>67</b>	<b>51</b>	<b>16</b>	<b>2</b>	<b>0.0</b>	<b>0.0</b>	<b>0</b>	<b>2</b>	<b>70</b>	<b>35</b>	<b>0</b>	<b>9</b>	<b>0</b>	<b>1</b>	<b>0</b>	<b>1</b>	<b>1</b>	

## 2011 (W/CHICAGO)

DATE	OPP	TACKLES							INTERCEPTIONS					FUMBLES			ST TACKLES		
		T	S	A	TFL	SK	YDS	QB	NO	YDS	LG	TD	PD	FF	FR	YDS	T	S	A
Sept. 11	ATL	0	0	0	0	0.0	0.0	0	0	0	0	0	0	0	0	0	0	0	
Sept. 18	@NO	1	1	0	0	0.0	0.0	0	0	0	0	0	0	0	0	0	0	0	
Sept. 25	GB	0	0	0	0	0.0	0.0	0	0	0	0	0	0	0	0	0	0	0	
Oct. 2	CAR	0	0	0	0	0.0	0.0	0	0	0	0	0	0	0	0	0	0	0	
Oct. 10	@DET	0	0	0	0	0.0	0.0	0	0	0	0	0	0	0	0	0	1	1	
Oct. 16	MIN	6	3	3	0	0.0	0.0	0	0	0	0	0	0	0	0	0	0	0	
Oct. 23	@TB	1	1	0	0	0.0	0.0	0	1	0	0	0	2	0	0	0	0	0	
Nov. 7	@PHI	4	4	0	0	0.0	0.0	0	0	0	0	0	0	0	0	0	0	0	
Nov. 13	DET	2	2	0	0	0.0	0.0	0	0	0	0	0	0	0	0	0	0	0	
Nov. 20	SD	4	2	2	0	0.0	0.0	0	0	0	0	0	0	0	0	0	0	0	
Nov. 27	@OAK	5	3	2	0	0.0	0.0	0	0	0	0	0	0	0	0	0	0	0	
Dec. 4	KC	2	2	0	0	0.0	0.0	0	0	0	0	0	0	0	0	0	0	0	
Dec. 11	@DEN	2	2	0	0	0.0	0.0	0	0	0	0	0	0	0	0	0	0	0	
Dec. 18	SEA	2	2	0	1	0.0	0.0	0	0	0	0	0	0	0	0	0	0	0	
Dec. 25	@GB								Injured Reserve										
Jan. 1	@MIN								Injured Reserve										
<b>TOTALS</b>		<b>29</b>	<b>22</b>	<b>7</b>	<b>1</b>	<b>0.0</b>	<b>0.0</b>	<b>0</b>	<b>1</b>	<b>0</b>	<b>0</b>	<b>0</b>	<b>2</b>	<b>0</b>	<b>0</b>	<b>0</b>	<b>1</b>	<b>1</b>	



### ACQUIRED BY BUCS:

- x Selected by Tampa Bay in the second round (58th overall) of the 2012 NFL Draft.

### AWARDS & ACCOLADES:

- x 2015 Pro Bowl Selection.
- x 2013 AP All-Pro First Team Selection.
- x NFC Defensive Player of the Week (Week 12, 2013).
- x NFC Defensive Player of the Week (Week 10, 2015).
- x USA Today All-Joe Team (2012, 2013).
- x 2012 PFW/PFWA All-Rookie Team.
- x NFC Defensive Rookie Of The Month (November 2012).

### CAREER HIGHLIGHTS:

- x Has started all 62 games that he has played, totaling 576 tackles, 31 passes defended, 13.0 sacks, nine interceptions (1 return TD), eight forced fumbles and four fumble recoveries.
- x Ranks first in solo tackles and second in total tackles among all NFL players since entering the league in 2012. Leads all players in both categories since 2013.
- x Since 2012, second among NFL linebackers in interceptions with nine (Luke Kuechly, 11).
- x Only NFL player with 13+ sacks and 9+ interceptions since start of 2012 season.
- x Named to first Pro Bowl following the 2015 season when he ranked third in the league in tackles (147) and added three sacks, three interceptions, two forced fumbles, two fumble recoveries and 13 passes defended (most among NFL linebackers).
- x Named Associated Press All-Pro First-Team following 2013 season when he ranked fifth in the NFL in both tackles (143) tackles and interceptions (5). Added a safety, two forced fumbles, one fumble recovery, and 10 passes defended,
- x Tied for league lead with 14.5 run stuffs in 2013, according to STATS, Inc., and ranked third in the NFL in tackles for loss (20), behind Robert Quinn and J.J. Watt.

- x Ranked by Pro Football Focus as the No. 1 run stuffing outside linebacker and finished with the third-most quarterback pressures (sacks, QB hits, hurries) at the position.
- x Only NFL player with 125+ tackles and 6+ sacks in 2013.
- x One of only two players since 1982 to record at least 7.0 sacks and five interceptions in the same season (S Dave Duerson).
- x Earned NFC Defensive Player of the Week for Week 12 of 2013.
- x In 2012, led the Buccaneers in tackles as a rookie, posting 139 tackles, tied for the seventh-most in the NFL. Also posted 112 solo tackles, the second-most in the league.
- x Named to USA Today's All-Joe Team in both 2012 & 2013.
- x Selected to PFW/PFWA All-Rookie Team in 2012.
- x Earned NFL Defensive Rookie of the Month in November 2012.
- x Only linebacker in Buccaneers history with two multiple-interception games.
- x Scored first career touchdown on a 20-yard interception return (Mark Sanchez) in win at Philadelphia (11/22/15).
- x Registered his first career interception at Denver (12/2/12).
- x Notched his first career sack vs. Philadelphia (12/9/12).
- x Started in his NFL debut against Carolina (9/9/12).

### 2015 HIGHLIGHTS:

- x Earned first Pro Bowl selection.
- x Started all 16 games at linebacker and ranked third in the league in tackles (147) and added three sacks, three interceptions, two forced fumbles, two fumble recoveries and 13 passes defended (most among NFL linebackers).
- x Tied for third among NFL linebackers with three interceptions.

- x Only NFL player with 110+ tackles, 3+ interceptions, and 3+ sacks.
- x Started season opener vs. Tennessee (9/13), recording five tackles and a forced fumble.
- x Produced eight tackles and two passes defended in win at New Orleans (9/20).
- x Posted 14 tackles, including one for loss, at Houston (9/27).
- x Registered five tackles and a pass defended vs. Carolina (10/4).
- x Led team with nine tackles in win vs. Jacksonville (10/11) to go along with one sack and one pass defended.
- x Tied for team lead with nine tackles at Washington (10/25).
- x Logged five tackles, including one for loss, and a pass defended in win at Atlanta (11/1).
- x Led team with 11 tackles vs. New York Giants (11/8).
- x Topped team with 12 tackles, to go along with one sack and one pass defended in win vs. Dallas (11/15).
- x Earned NFC Defensive Player of the Week for his performance in win at Philadelphia (11/22) when he posted six tackles and two interceptions, one of which he returned 20 yards for a touchdown.
- x Collected seven tackles and a pass defended at Indianapolis (11/29).
- x Led defense with 11 tackles, including two for loss, and the game-clinching interception of Matt Ryan with 1:39 remaining vs. Atlanta (12/6).
- x Topped team with 13 tackles, including one for loss, and two passes defended.
- x Recorded eight tackles, including one for loss, at St. Louis (12/17).
- x Notched nine tackles, including one for loss, and a pass defended vs. Chicago (12/27).
- x Tied for team lead with 12 tackles and added one sack, one forced fumble and two fumble recoveries at Carolina (1/3).

## COLLEGE:

- x Started all 27 games he played in at Nebraska (2010-11), recording 285 tackles, 28 tackles for loss, 11.5 sacks, two interceptions, 12 passes defended, three forced fumbles and two fumbles recovered.
- x In 2011, earned first-team All-American honors from the American Football Coaches Association, CBS and ESPN.
- x Also earned first-team All-Big Ten accolades (coaches, media, ESPN.com, Yahoo.com, Phil Steele).
- x Was a finalist for the Butkus Award (Top Linebacker), semifinalist for the Chuck Bednarik Award (Top Defensive Player) and semifinalist for the Lott Trophy (Top Defensive IMPACT Player) in 2011.
- x Named the 2011 Butkus-Fitzgerald Big Ten Linebacker of the Year and Nebraska team MVP.
- x 2011 Guy Chamberlin Award Winner for his play and contributions to the betterment of the University of Nebraska football team.
- x As a senior, led Nebraska with 133 tackles and ranked third in the Big Ten in tackles per game.
- x Also led Nebraska in tackles for loss (13.0), sacks (5.5), interceptions (2), forced fumbles (2) and fumble recoveries (2) in 2011.
- x In 2010, set a school record with 152 tackles.
- x His 285 career tackles rank fourth in school history, and most by a two-year player.
- x Recorded a career-high 19 tackles in one game against South Dakota State, the seventh-most in school history.
- x Was named first-team All-American (Rivals.com and CBS), unanimous first-team Big 12 and Big 12 Newcomer of the Year, as selected by the coaches, in 2010.
- x Prior to his time at Nebraska, led Fort Scott Community College (Fort Scott, Kansas) to the Junior College National Championship Game, while ranking among the conference's leaders in tackles and tackles for loss.
- x Was named Defensive MVP of the JUCO National Championship Game.
- x Two-time first-team All-Jayhawk Conference selection and a Region VI All-American in 2009.
- x During his first season at Fort Scott, led the Jayhawk Conference with 93 tackles.
- x Majored in criminology and criminal justice.

## COMMUNITY:

- x In June 2016, was named a national ambassador and BIG Champion for Big Brothers Big Sisters of America, with the mission of creating more matches between children and caring, adult mentors across the United States.
- x In May 2016, helped dedicate a Buccaneers Academy at Bevis Elementary School, which was awarded a Fitness Zone and also presented with a special assembly and P.E. equipment for winning the 2016 Play 60 Challenge.
- x In November 2015, hosted a bowling event to benefit Big Brothers Big Sisters of Tampa Bay.
- x In July 2015, hosted his inaugural free backpack and school supply donation to youth in his hometown of Miami, FL.
- x In June 2015, had his head shaved by children battling cancer as part of the Buccaneers Cut for a Cure to raise funds and awareness for the Pediatric Cancer Foundation.
- x Along with teammate Alterraun Verner, serves as a Buccaneers United Way spokesperson, promoting volunteerism and service in the community.

- x Paired up with United Way volunteers and students to install a "Learning Garden" at Edison Elementary in October 2013 and at Davis Elementary in September 2015.
- x Led students through football drills and promoted the importance of health and fitness for the opening of Buccaneers Academy Fitness Zones at Foster Elementary in September 2012 and Sulphur Springs Elementary in December 2012.
- x As a member of the Buccaneers Rookie Club in 2012, visited youth at All Children's Hospital in St. Petersburg and sang holiday carols to residents at Westminster Palms retirement home, visited MacDill Air Force Base to thank civilian workers and active duty military for their service, helped host a lunch for service members at Coast Guard Air Station Clearwater and visited veterans recovering from

injury and illness at Bay Pines VA Hospital, hosted an educational scavenger hunt for children from the Boys & Girls Clubs of Tampa Bay at Busch Gardens Tampa, and greeted patients at St. Joseph's Children's Hospital in May 2012.

- x Volunteered time while at Nebraska with team hospital visits and the Husker Heroes program.

### PERSONAL:

- x Attended Northwestern High School (Miami, Florida).
- x Won back-to-back Florida state titles in 2006 and 2007, while finishing with undefeated records both years.
- x Son of the late Lynette David.
- x Born Lavonte David on January 23, 1990, in Miami, Florida.

## DAVID'S CAREER STATISTICS

YEAR	TEAM	GP	GS	TACKLES				INTERCEPTIONS					FUMBLES				ST TACKLES			
				TOT	SOLO	ASST	SK	YDS	NO	YDS	LG	TD	PD	FF	FR	YDS	T	S	A	
2012	Tampa Bay	16	16	139	112	27	2.0	14.0	1	27	27	0	5	0	0	0	0	0	0	0
2013	Tampa Bay	16	16	144	106	38	7.0	46.5	5	87	32	0	9	2	1	0	1	1	1	0
2014	Tampa Bay	14	14	146	101	45	1.0	4.0	0	0	0	0	4	4	1	0	0	0	0	0
2015	Tampa Bay	16	16	147	85	62	3.0	7.0	3	19	20	1	14	1	0	0	0	0	0	0
NFL Totals		62	62	576	404	172	13.0	71.5	9	133	32	1	32	7	2	0	1	1	0	0

### SINGLE-GAME HIGHS

**Tackles:** 16, at Oakland, 11/4/12  
**Sacks:** 2.0, at New York Jets, 9/8/13  
**Interceptions:** 2, twice, last at Philadelphia, 11/22/15  
**Passes Defended:** 2, six times, last vs. New Orleans, 12/13/15  
**Safeties:** 1, vs. Miami, 11/11/13  
**Touchdowns:** 1, at Philadelphia, 11/22/15 (INT-TD)

## DAVID'S GAME-BY-GAME STATISTICS

### 2015

DATE	OPP	TACKLES				TFL	SK	YDS	QH	INTERCEPTIONS					FUMBLES				ST TACKLES		
		T	S	A	NO					YDS	LG	TD	PD	FF	FR	YDS	T	S	A		
Sept. 13	TEN	5	3	2	0	0.0	0.0	0	0	0	0	0	0	0	1	0	0	0	0	0	0
Sept. 20	@NO	8	4	4	0	0.0	0.0	0	0	0	0	0	2	0	0	0	0	0	0	0	0
Sept. 27	@HOU	15	3	12	1	0.0	0.0	0	0	0	0	0	0	0	0	0	0	0	0	0	0
Oct. 4	CAR	6	3	3	0	0.0	0.0	0	0	0	0	0	1	0	0	0	0	0	0	0	0
Oct. 11	JAC	10	8	2	1	1.0	4.0	1	0	0	0	0	1	0	0	0	0	0	0	0	0
Oct. 25	@WAS	9	6	3	0	0.0	0.0	0	0	0	0	0	1	0	0	0	0	0	0	0	0
Nov. 1	@ATL	5	3	2	1	0.0	0.0	0	0	0	0	0	1	0	0	0	0	0	0	0	0
Nov. 8	NYG	11	6	5	0	0.0	0.0	0	0	0	0	0	0	0	0	0	0	0	0	0	0
Nov. 15	DAL	12	5	7	1	1.0	3.0	1	0	0	0	0	1	0	0	0	0	0	0	0	0
Nov. 22	@PHI	6	6	0	0	0.0	0.0	0	2	24	20	1	2	0	0	0	0	0	0	0	0
Nov. 29	@IND	7	4	3	0	0.0	0.0	1	0	0	0	0	1	0	0	0	0	0	0	0	0
Dec. 6	ATL	11	6	5	2	0.0	0.0	0	1	-5	-5	0	1	0	0	0	0	0	0	0	0
Dec. 13	NO	13	10	3	1	0.0	0.0	0	0	0	0	0	2	0	0	0	0	0	0	0	0
Dec. 17	@STL	8	6	2	1	0.0	0.0	1	0	0	0	0	0	0	0	0	0	0	0	0	0
Dec. 27	CHI	9	8	1	1	0.0	0.0	0	0	0	0	0	1	0	0	0	0	0	0	0	0
Jan. 3	@CAR	12	4	8	1	1.0	10.0	1	0	0	0	0	0	1	2	0	0	0	0	0	0
TOTALS		147	85	62	10	3.0	17.0	5	3	19	20	1	14	2	2	0	0	0	0	0	0

## 2014

DATE	OPP	TACKLES						INTERCEPTIONS						FUMBLES			ST TACKLES		
		T	S	A	TFL	SK	YDS	QH	NO	YDS	LG	TD	PD	FF	FR	YDS	T	S	A
Sept. 7	CAR	10	9	1	2	0.0	0.0	1	0	0	0	0	0	0	0	0	0	0	0
Sept. 14	STL	7	5	2	2	0.0	0.0	0	0	0	0	0	0	0	0	0	0	0	0
Sept. 18	@ATL	9	7	2	1	0.0	0.0	0	0	0	0	0	1	1	1	0	0	0	0
Sept. 28	@PIT	12	10	2	3	0.0	0.0	0	0	0	0	0	1	1	0	0	0	0	0
Oct. 5	@NO	14	10	4	2	0.0	0.0	0	0	0	0	1	0	0	0	0	0	0	0
Oct. 12	BAL	14	10	4	1	0.0	0.0	0	0	0	0	0	0	0	0	0	0	0	0
Oct. 26	MIN	14	9	5	3	0.0	0.0	0	0	0	0	0	0	0	0	0	0	0	0
Nov. 2	@CLE	9	3	6	0	0.0	0.0	0	0	0	0	0	0	0	0	0	0	0	0
Nov. 9	ATL	14	10	4	0	0.0	0.0	0	0	0	0	0	0	0	0	0	0	0	0
Nov. 16	@WAS	13	8	5	0	0.0	0.0	1	0	0	0	0	0	0	0	0	0	0	0
Nov. 23	@CHI								Inactive										
Nov. 30	CIN								Inactive										
Dec. 7	@DET	5	4	1	0	0.0	0.0	0	0	0	0	1	0	0	0	0	0	0	0
Dec. 14	@CAR	12	6	6	2	1.0	4.0	1	0	0	0	1	1	1	0	0	0	0	0
Dec. 21	GB	8	7	1	1	0.0	0.0	0	0	0	0	0	0	0	0	0	0	0	0
Dec. 28	NO	5	3	2	0	0.0	0.0	0	0	0	0	0	1	0	0	0	0	0	0
TOTALS		146	101	45	17	1.0	4.0	3	0	0	0	0	4	4	1	0	0	0	0

## 2013

DATE	OPP	TACKLES						INTERCEPTIONS						FUMBLES			ST TACKLES		
		T	S	A	TFL	SK	YDS	QH	NO	YDS	LG	TD	PD	FF	FR	YDS	T	S	A
Sept. 8	@NYJ	9	4	5	2	2.0	7.0	1	1	7	7	0	2	0	0	0	0	0	0
Sept. 15	NO	6	4	2	1	1.5	10.0	3	0	0	0	1	0	0	0	0	0	0	0
Sept. 22	@NE	9	8	1	2	0.5	4.5	1	0	0	0	0	0	0	0	0	0	0	0
Sept. 29	ARI	5	3	2	0	0.0	0.0	0	0	0	0	1	0	0	0	1	1	1	0
Oct. 13	PHI	9	9	0	1	1.0	9.0	2	0	0	0	0	0	0	0	0	0	0	0
Oct. 20	@ATL	10	10	0	3	0.0	0.0	0	0	0	0	1	0	0	0	0	0	0	0
Oct. 24	CAR	12	9	3	2	1.0	12.0	1	0	0	0	0	0	0	0	0	0	0	0
Nov. 3	@SEA	11	5	6	0	0.0	0.0	0	0	0	0	0	0	0	0	0	0	0	0
Nov. 11	MIA	7	4	3	2	0.0	0.0	1	0	0	0	0	0	0	0	0	0	0	0
Nov. 17	ATL	9	5	4	1	0.0	0.0	0	0	0	0	0	0	0	0	0	0	0	0
Nov. 24	@DET	12	9	3	0	0.0	0.0	0	1	7	7	0	1	1	0	0	0	0	0
Dec. 1	@CAR	8	4	4	1	0.0	0.0	0	1	16	16	1	0	0	0	0	0	0	0
Dec. 8	BUF	9	8	1	2	1.0	10.0	2	2	57	32	0	2	0	0	0	0	0	0
Dec. 15	SF	10	9	1	0	0.0	0.0	0	0	0	0	0	1	0	0	0	0	0	0
Dec. 22	@STL	11	10	1	2	0.0	0.0	1	0	0	0	0	0	1	0	0	0	0	0
Dec. 29	@NO	7	5	2	1	0.0	0.0	0	0	0	0	0	0	0	0	0	0	0	0
TOTALS		144	106	38	20	6.0	46.5	12	5	87	32	0	9	2	1	0	1	1	0

## 2012

DATE	OPP	TACKLES						INTERCEPTIONS						FUMBLES			ST TACKLES		
		T	S	A	TFL	SK	YDS	QH	NO	YDS	LG	TD	PD	FF	FR	YDS	T	S	A
Sept. 9	CAR	6	4	2	0	0.0	0.0	0	0	0	0	0	0	0	0	0	0	0	0
Sept. 16	@NYG	8	7	1	2	0.0	0.0	0	0	0	0	0	0	0	0	0	0	0	0
Sept. 23	@DAL	5	5	0	1	0.0	0.0	0	0	0	0	0	0	0	0	0	0	0	0
Sept. 30	WAS	14	12	2	3	0.0	0.0	0	0	0	0	0	0	0	0	0	0	0	0
Oct. 14	KC	8	5	3	1	0.0	0.0	0	0	0	0	0	0	0	0	0	0	0	0
Oct. 21	NO	8	6	1	2	0.0	0.0	0	0	0	0	1	0	0	0	0	0	0	0
Oct. 25	@MIN	2	1	1	0	0.0	0.0	0	0	0	0	0	0	0	0	0	0	0	0
Nov. 4	@OAK	16	14	2	2	0.0	0.0	0	0	0	0	0	0	0	0	0	0	0	0
Nov. 11	SD	14	13	1	1	0.0	0.0	0	0	0	0	0	0	0	0	0	0	0	0
Nov. 18	@CAR	9	6	3	1	0.0	0.0	0	0	0	0	0	0	0	0	0	0	0	0
Nov. 25	ATL	8	7	1	1	0.0	0.0	0	0	0	0	0	0	0	0	0	0	0	0
Dec. 2	@DEN	10	7	3	3	0.0	0.0	0	1	27	27	0	2	0	0	0	0	0	0
Dec. 9	PHI	9	7	2	0	1.0	0.0	2	0	0	0	0	0	0	0	0	0	0	0
Dec. 16	@NO	7	4	3	1	0.0	0.0	0	0	0	0	0	0	0	0	0	0	0	0
Dec. 23	STL	9	9	0	1	0.0	0.0	0	0	0	0	1	0	0	0	0	0	0	0
Dec. 30	@ATL	6	5	1	1	1.0	14.0	2	0	0	0	1	0	0	0	0	0	0	0
TOTALS		139	112	27	20	2.0	14.0	4	1	27	27	0	5	0	0	0	0	0	0



14

**ANDRE DAVIS****WIDE RECEIVER****HT: 6-1 WT: 211****DOB: 9/1/93****NFL: 2ND YEAR****ACQ: FA, 2015****COLLEGE: SOUTH FLORIDA****ACQUIRED BY BUCS:**

- × Signed to Tampa Bay's practice squad on October 28, 2015. Signed a futures contract on January 5, 2016.

**ORIGINALLY ENTERED NFL:**

- × Originally entered the NFL as a college free agent with the Buffalo Bills on May 4, 2015.

**TRANSACTIONS:**

- × Signed by Buffalo on May 4, 2015. Waived on September 4, 2015.
- × Signed to Tampa Bay's practice squad on October 28, 2015. Signed a futures contract on January 5, 2015.

**COLLEGE/PERSONAL:**

- × Started 30-of-43 games played for the University of South Florida (2011-2014), finishing with 153 receptions and school records in receiving yards (2,136) and receiving touchdowns (17).
- × Named to the American Athletic Conference (AAC) third team by Phil Steele.
- × At Tulsa (10/18/14), he caught six passes for 154 yards and three touchdowns. His three touchdown receptions tied for the most in a single game in school history while 154 receiving yards ranked as the second-most in program history.
- × Holds the school record for most consecutive games with a reception (31).
- × Finished his career with the most 100-yard receiving games in a season (3 in 2013) and a career (6) in school history.

- × Owns the two highest single-game receiving marks in program history with 191 yards at Nevada (9/8/12) and 154 at Tulsa (10/18/14).
- × Recorded 36 receptions for 594 yards and a team record-tying seven touchdown receptions as a senior (2014), despite missing four games with a sternum injury.
- × Started 11-of-12 games played his junior season (2013), recording a school-record 735 receiving yards on a team-high 49 receptions, while adding two touchdowns, earning the team's offensive MVP award.
- × Became first player in school history to post three-consecutive 100-yard receiving games.
- × Appeared in 12 games, starting eight, as a sophomore (2012), leading the team with 46 receptions, 534 receiving yards and six touchdowns.
- × Posted 12 receptions and 191 receiving yards at Nevada (9/8/12), both school records.
- × Started 3-of-11 games played as a freshman (2011), tallying 273 yards on 22 receptions and two touchdowns.
- × Earned a degree in communications.
- × Attended Jefferson High School (Tampa, Florida).
- × An honorable mention All-American and three-time all-state selection.
- × Earned a total of 11 varsity letters.
- × Born Andre Davis on September 1, 1993 in Tampa, Florida.



## ANDREW DEPAOLA

LONG SNAPPER

HT: 6-2 WT: 230

DOB: 7/28/87

NFL: 3RD YEAR

ACQ: FA, 2014

COLLEGE: RUTGERS

### ACQUIRED BY BUCS:

- × Signed by Tampa Bay on May 14, 2014, as a free agent.

### CAREER HIGHLIGHTS:

- × Has played in 32 career games, totaling eight special teams tackles.
- × Spent the 2012 and 2013 training camps with the Buccaneers.
- × Made NFL debut in 2014 season opener vs. Carolina (9/7).

### 2015 HIGHLIGHTS:

- × Played in all 16 contests this season, recording one special teams tackle vs. Tennessee (9/13), one at Houston (9/27), one at Indianapolis (11/29) and one vs. Chicago (12/27).

### COLLEGE/PERSONAL:

- × Played in 39 games during his career for the Scarlet Knights (2005-09), including every game his final three seasons.
- × Recorded five tackles, including three solo tackles during the 2009 season.
- × Recorded two tackles against University of Central Florida in St. Petersburg Bowl (12/19/09).
- × Executed a fake field goal, resulting in a touchdown, against the University of South Florida (10/18/07).
- × Served as primary holder during field goals in 2007.
- × Lettered during both the 2007 and 2009 seasons.
- × Redshirted the 2005 season.
- × Three-year starting quarterback at Hereford High (Parkton, Maryland).
- × Threw for 2,092 yards and 22 touchdowns as a senior, completing 68 percent of his passes.
- × Earned All-Metro and All-State honors as a senior. Also earned All-County honors two times.
- × Named Baltimore County Offensive Player of the Year by the Baltimore Sun.
- × Played in the Good Samaritan Bowl at the Naval Academy following his senior season.

- × Also earned All-Metro honors as a baseball player, batting .527 with a 3-1 record as starting pitcher as a senior.
- × Son of Andy and Janet DePaola. Has two brothers, Nick and Vince, and one sister, Ashley.
- × Family owns and operates DePaola's Pub and Grill in Arbutus, MD, with "the best burgers around."
- × Born Andrew DePaola on July 28, 1987, in Parkton, Maryland.

### COMMUNITY:

- × In May 2016, helped dedicate a Buccaneers Academy at Bevis Elementary School, which was awarded a Fitness Zone and also presented with a special assembly and P.E. equipment for winning the 2016 Play 60 Challenge.
- × Helped hand out candy to trick-or-treaters from Buccaneers Academy schools attending Lowry Park Zoo's ZooBoo KIDS Halloween event in October 2015.
- × Paired up with United Way volunteers and students to install a "Learning Garden" at Davis Elementary in September 2015.
- × In September 2015, made surprise deliveries of Publix "Tampa Bay Buccaneers" sandwiches to local police officers and firefighters.
- × In June 2015, greeted the Land O' Lakes High School Special Olympics Soccer Team at practice, congratulating the group on representing Team USA at the 2015 Special Olympics World Games in Los Angeles, CA.
- × In June 2014 and 2015, had his head shaved by children battling cancer as part of the Buccaneers Cut for a Cure to raise funds and awareness for the Pediatric Cancer Foundation.
- × In September 2014, visited with children of military families at the USO "No Dough" Dinner at MacDill Air Force Base.
- × On Veterans' Day 2014, greeted military service members at James A. Haley Veterans' Hospital.
- × Along with punter Michael Koenen and kicker Patrick Murray, purchased more than \$6,000-worth of holiday gifts and then delivered them to All Children's Hospital for the group's Special Team Santas initiative.

## DEPAOLA'S CAREER STATISTICS

Games/Starts: TB: 2014: 16/0; 2015: 16/0  
Career Totals: 32/0

Special Teams Tackles: 8 - 4 in 2015; 4 in 2014



### ACQUIRED BY BUCS:

- x Signed by Tampa Bay on May 4, 2009, as a college free agent.

### CAREER HIGHLIGHTS:

- x Has played in 76 career games with 52 starts, all with the Buccaneers.
- x Helped block for Doug Martin's 251-yard rushing game against Oakland (11/4/12), the highest-total in team history and tied for the 10th-most in NFL history.
- x Recorded first career start vs. New Orleans (11/6/11).
- x Made NFL debut against Green Bay (11/8/09), playing on special teams.

### 2015 HIGHLIGHTS

- x Placed on Injured Reserve/Designated for Return on September 7, 2015.
- x Activated on November 9, 2015.
- x Made season debut against Dallas (11/15).
- x Played at Philadelphia (11/22), recording seven snaps on special teams.
- x Recorded four snaps on special teams at Indianapolis (11/29).
- x Started at right tackle vs. Atlanta (12/6), where he helped the team to 166 rushing yards and 388 yards from scrimmage, marking the team's fifth game this season with at least 375 yards, tied for second-most such games in a single season in team history.
- x Inactive vs. New Orleans (12/13) and at St. Louis (12/17).
- x Started at right tackle vs. Chicago (12/27), where the offensive line helped the team to its sixth

consecutive game with over 100 rushing yards, the longest stretch for the Buccaneers since 2010 (seven consecutive games).

- x Started at right tackle at Carolina (1/3).
- x In 2015, helped block for an offense that finished the season ranked fifth in the league in total offense (375.9 ypg) and fifth in rushing (134.9 ypg), while tying for the league lead in rushing average (4.8).
- x Part of a unit that helped the offense to a franchise-record 6,014 net yards on the year, while also recording 2,162 rushing yards for the second-most in a single season in team history.
- x Part of an offensive line that allowed only 27 sacks over the season, the third-fewest since 1983 when sacks became an official statistic.

### COLLEGE:

- x Played first season of football in 2008 after spending the previous two seasons (2006-07) as a member of the Southern Miss basketball team.
- x Appeared in six games on the defensive line and started in the season finale against SMU.
- x Saw action in 29 games for Golden Eagles basketball team in 2007, making nine starts.
- x Majored in coaching and sports administration.

### PERSONAL/COMMUNITY:

- x Father to Demar Dotson, Jr., and Saraiah Dotson.
- x Born Demar Dotson on October 11, 1985 in Alexandria, Louisiana.
- x In May 2015, visited Tampa Bay Buccaneers Field in Clearwater to present a \$10,000 PLAY 60 grant and lead children through football drills.

- × Helps sponsor “Turkey Time with the O-Line,” a Thanksgiving program carried out by the offensive line, which has provided more than 5,000 meals for local families in need.
- × Sponsors “Dotson’s Do-Gooders” Front Row Fans section to provide a special gameday experience to those who would otherwise not have a chance to attend Buccaneers home games.
- × In October 2013, helped host the Buccaneers’ Halloween Celebration for youths from the Boys & Girls Clubs of Tampa.
- × In January 2013, visited Potter Elementary and West Tampa Elementary schools to present new eyeglasses to students through the Glazer Family Foundation Vision Program.
- × Traveled to Costa Rica on a mission trip in March 2012 to promote the game of football and lend support to underprivileged communities.
- × Helped surprise 30 families with tickets, gift cards and a shopping spree for the team’s 4th and 5th annual Day of Giving events in December 2010 and 2011.
- × In honor of the NFL’s Play 60 initiative and Hispanic Heritage Month, taught football drills and spoke on the importance of living healthy at West Tampa Elementary School in September 2011.
- × Visited Metropolitan Ministries to entertain children at the after-school program and volunteer for its family support services in November 2009.
- × Visited Metropolitan Ministries to entertain children at the after-school program and volunteer for its family support services in November 2009.
- × Born Demar Dotson on October 11, 1985 in Alexandria, Louisiana.

## DOTSON’S CAREER STATISTICS

**Games/Starts:** TB: 2009: 9/0; 2010: Injured Reserve; 2011: 13/2; 2012: 16/15; 2013: 16/16; 2014: 16/16; 2015: 6/3

**Career Totals:** 76/52

**Misc. Tackles:** 3 – 1 in 2014 (vs. Baltimore, 10/12/14); 1 in 2013 (at. St. Louis, 12/22/13); 1 in 2012 (12/16/12 at New Orleans)

**Fumble Recoveries:** 2 – vs. Kansas City (10/14/12); at Washington (11/16/14)

**DONTEEA DYE JR.****WIDE RECEIVER****HT: 6-0 WT: 190****DOB: 8/22/93****NFL: 2ND YEAR****ACQ: FA, 2015****COLLEGE: HEIDELBERG****ACQUIRED BY BUCS:**

- x Signed by Tampa Bay as a college free agent on May 4, 2015. Promoted to the active roster on October 6, 2015.

**CAREER HIGHLIGHTS:**

- x Promoted to Tampa Bay's active roster on October 6, 2015.
- x Recorded first NFL action vs. Jacksonville (10/11/2015) and first NFL start at Atlanta (11/1/2015).

**2015 HIGHLIGHTS:**

- x Promoted to the active roster on October 6, 2015.
- x Played in 10 games on the season with five starts.
- x Inactive for two games on the season (at Philadelphia, 11/22; at Indianapolis, 11/29).
- x Saw first career NFL action vs. Jacksonville (10/11).
- x At Washington (10/25), recorded first career reception and first career touchdown, nabbing a seven-yard scoring pass from QB Jameis Winston on third-and-1.
- x Recorded first NFL start at Atlanta (11/1), catching one pass for four yards.
- x Played vs. New York Giants (11/8), recording one reception for four yards.
- x Started vs. Dallas (11/15), recording one reception for 11 yards.
- x Saw action vs. Atlanta (12/6), where he returned his first career kickoff, going 18 yards, and also recording one special teams tackle.
- x Played vs. New Orleans (12/13), recording one catch for 16 yards.
- x Started at St. Louis (12/17), finishing with one reception for a career-long 44 yards and one special teams tackle.
- x Started vs. Chicago (12/27), recording one catch for 15 yards.
- x Started at Carolina (1/3), finishing with four receptions for 31 yards.

**COLLEGE/PERSONAL:**

- x Played four seasons at Heidelberg University (2011-14), catching 116 passes for 2,298 yards (19.8 avg.) and 26 touchdowns.
- x Dye's 26 career touchdown receptions are the second-most in program history.
- x Set career highs in receptions (57) receiving yards (1,022) and receiving touchdowns (14) as a senior (2014). Also blocked a punt, which was returned for a touchdown.
- x Winner of the Ed Sherman Award, given annually to the top receiver in the Ohio Athletic Conference (OAC). His 14 touchdown receptions led the conference and were the second-most in Heidelberg history.
- x Named second-team D3football.com All-American, first-team All-North Region and first-team All-OAC.
- x Played in nine games as a junior (2013), catching 28 passes for 701 yards (25.0 avg.) and eight touchdowns.
- x Saw his first playing time on offense as a sophomore (2012), finishing the year with 31 catches for 575 yards (18.5 avg.) and four touchdowns.
- x Played in six games as a true freshman (2011), making three tackles and recovering one fumble.
- x Attended Fairfield High School (Cincinnati, Ohio).
- x Born Donteea Dye on August 20, 1993 in Fairfield, Ohio.

**COMMUNITY:**

- x In December 2015, visited patients battling injury and illness at All Children's Hospital in St. Petersburg.
- x In November 2015, congratulated students at Pinellas Park Middle School for winning the Fuel Up To Play 60 "Defend Your Turf Challenge" through a special assembly and P.E. class.
- x In October 2015, participated in games, arts and crafts, and activities with children at Metropolitan Ministries annual Fall Festival.
- x In September 2015, served lunch to more than 250 hungry and homeless men and women at Trinity Café.
- x In July 2015, went bowling with rookie or first-year firefighters and paramedics.

× In May 2015, visited wounded warriors recovering from injury and illness at James A. Haley Veterans' Hospital in Tampa.

× In May 2015, toured MacDill Air Force Base to greet military servicemen and servicewomen and learn about the important role that the base plays in the Tampa community.

## DYE'S CAREER STATISTICS

YEAR	TEAM	GP	GS	RECEIVING					RUSHING				
				NO	YDS	AVG	LG	TD	ATT	YDS	AVG	LG	TD
2015	Tampa Bay	10	5	11	132	12.0	44	1	0	0	-	-	0
NFL Totals		10	5	11	132	12.0	44	1	0	0	-	-	0

## DYE'S GAME-BY-GAME STATISTICS

2015		RECEIVING					RUSHING				
DATE	OPP	NO	YDS	AVG	LG	TD	ATT	YDS	AVG	LG	TD
Sept. 13	TEN										
Sept. 20	@NO										
Sept. 27	@HOU										
Oct. 4	CAR										
Oct. 11	JAC	0	0	-	-	0	0	0	-	-	0
Oct. 25	@WAS	1	7	7.0	7t	1	0	0	-	-	0
Nov. 1	@ATL	1	4	4.0	4	0	0	0	-	-	0
Nov. 8	NYG	1	4	4.0	4	0	0	0	-	-	0
Nov. 15	DAL	1	11	11.0	11	0	0	0	-	-	0
Nov. 22	@PHI										
Nov. 29	@IND										
Dec. 6	ATL	0	0	-	-	0	0	0	-	-	0
Dec. 13	NO	1	16	16.0	16	0	0	0	-	-	0
Dec. 17	@STL	1	44	44.0	44	0	0	0	-	-	0
Dec. 27	CHI	1	15	15.0	15	0	0	0	-	-	0
Jan. 3	@CAR	4	31	7.8	14	0	0	0	-	-	0
<b>TOTALS</b>		<b>11</b>	<b>132</b>	<b>12.0</b>	<b>44</b>	<b>1</b>	<b>0</b>	<b>0</b>	<b>-</b>	<b>-</b>	<b>0</b>

**MIKE EVANS****WIDE RECEIVER****HT: 6-5 WT: 231****DOB: 8/21/93****NFL: 3RD YEAR****ACQ: D1, 2014****COLLEGE: TEXAS A&M****ACQUIRED BY BUCS:**

- x Selected in the first round (seventh overall) of the 2014 NFL Draft by the Buccaneers.

**AWARDS & ACCOLADES:**

- x NFC Offensive Player of the Week (Week 11, 2014).
- x 2012 PFWA All-Rookie Team Selection.

**CAREER HIGHLIGHTS:**

- x Made NFL debut in start vs. Carolina on 9/7/2014.
- x Has recorded eight 100-yard receiving games in his career, the sixth-most in franchise history and most ever by a Buccaneers player in his first two seasons.
- x In his first two seasons, has totaled 2,257 receiving yards – the seventh-most in any players' first two seasons since the 1970 NFL/AFL merger.
- x With 1,051 receiving yards as a rookie and 1,206 in 2015, becomes only the fourth player in team history to record consecutive 1,000-yard seasons.
- x His 1,206 receiving yards in 2015 marks the seventh-most in a single season in team history.
- x Finished his rookie season ranking second amongst rookies and 19th in the NFL with 1,051 receiving yards, which also marked the ninth-most receiving yards by a rookie since the 1970 NFL/AFL merger.
- x With 12 touchdown receptions as a rookie, tied for first among rookies and tied for fourth in the NFL in receiving touchdowns, while setting a new franchise rookie record.
- x Recorded at least four receptions in nine consecutive games in 2014, the longest streak by a rookie and tied with Keenan McCardell for the third-longest streak in team history.
- x Had a record-setting day at Washington (11/16/2014), finishing with seven receptions for 209 yards and two touchdowns, posting the third-best yardage total in franchise history and joining Antonio Bryant as the only other player in team history with at least 200 yards and two touchdowns in a single game, while becoming the first rookie in the NFL with at least 200 yards and two touchdowns since Anquan Boldin (217 yards in 2003).

**2015 HIGHLIGHTS:**

- x Played in 15 games on the season, starting 14, catching 74 passes for 1,206 yards and three touchdowns.
- x His 1,206 receiving yards are the seventh-most in a single season in team history.
- x Inactive for one game on the season (vs. Tennessee, 9/13).
- x Made season debut in a win at New Orleans (9/20).
- x Started at Houston (9/27), where he finished with seven receptions for 101 yards, marking his fourth career 100-yard receiving game.
- x Started vs. Carolina (10/4), recording three receptions for 32 yards.
- x In start against Jacksonville (10/11), caught three passes for 41 yards, including a 17-yard reception that set up a rushing touchdown by RB Doug Martin.
- x Recorded second 100-yard receiving game in start at Washington (10/24), finishing with 164 yards on a career-high eight catches, including a 40-yard touchdown reception.
- x Started at Atlanta (11/1) and recorded three receptions for 48 yards.
- x Started vs. New York Giants (11/8), finished with eight receptions – tying a career-high – for 150 yards, including catching a 68-yard pass from QB Jameis Winston, which marked the longest pass of Winston's career and the longest reception of Evans' career.
- x Started vs. Dallas, catching eight passes – tying a career high – for 126 yards, marking his fourth 100-yard receiving game of the season, tied for fourth-most such games in a single season in team history.
- x Started at Philadelphia (11/22), finishing with four receptions for 63 yards and one touchdown.
- x Started at Indianapolis, recording five receptions for 64 yards.
- x Started vs. Atlanta (12/6), recording five receptions for 61 yards and one touchdown, a six-yard pass from QB Jameis Winston that secured the lead for the Buccaneers with less than two minutes remaining in the fourth quarter.

- × Started vs. New Orleans (12/13), finishing with three receptions for 39 yards.
- × Started at St. Louis (12/17), recording 157 yards on nine receptions, marking his fifth 100-yard receiving game of the season, tied for the third-most in a single season in team history, and eighth such game in his career, the sixth-most in franchise history and most ever by a Buccaneers player in his first two seasons.
- × With his 157-yard performance at St. Louis (12/17), surpassed 1,000 yards on the season – his second consecutive season doing so, marking him as only the fourth player in team history to record consecutive 1,000-yard receiving seasons.
- × Started vs. Chicago (12/27), recording four receptions for 61 yards.
- × Started at Carolina (1/3), catching four passes for 99 yards.

### COLLEGE:

- × Started all 26 games in his collegiate career, finishing with 151 receptions for 2,499 yards and 17 touchdowns.
- × Registered eight career 100-yard receiving games.
- × Owns the two highest single-game receiving marks in school history 287 yards vs. Auburn (10/19/13) and 279 yards vs. Alabama (9/14/13).
- × One of only three players in SEC history to average at least 90 receiving yards per game for their career (Jabar Gaffney, Florida; Josh Reed, LSU).
- × Ranks fourth in receiving yards (2,499), fifth in receptions (151) and fifth in touchdown receptions (17) in Texas A&M history, despite playing only two seasons.
- × As a redshirt sophomore (2013), played in all 13 games, setting a school record with 1,394 receiving yards on 69 catches. Also tied a school-record with 12 receiving touchdowns, which led the SEC and were the 10th-most in the nation.
- × Earned first-team All-American honors from The NFL Draft Report and the Associated Press.
- × A unanimous first-team All-SEC selection
- × A finalist for the Biletnikoff Award (nation's top receiver), and a semifinalist for the Maxwell Award and the Walter Camp Player of the Year Award.
- × Had an average of 20.2 yards per catch, the highest in that nation for any college player with at least 45 receptions.
- × Grabbed 17 receptions of at least 30 yards, the most in the country.
- × Notched five 100-yard performances on the year.
- × Caught seven passes for a then-career-high 279 yards against Alabama, including a career-long 95-yard touchdown. His 279 receiving yards were the most ever allowed against the Crimson Tide.
- × Had a career day against Auburn, catching 11 passes for 287 yards and four touchdowns. His four

receiving touchdowns are tied for the second-most in a single game in school history.

- × As a redshirt freshman (2012), started all 13 games, catching 82 passes, the second-most in school history and the most ever by a freshman. Gained 1,105 yards, then the third-highest mark in school history, adding five receiving touchdowns.
- × Posted three 100-yard receiving games on the season.
- × Redshirted in 2011.
- × Majored in sports management.

### PERSONAL:

- × Attended Ball High School (Galveston, Texas).
- × Lettered in football as a senior, his lone season.
- × Earned second-team District 24-4A honors after catching 25 passes for 648 yards and seven touchdowns.
- × Added two interceptions on defense.
- × Prep Star All-Region grid choice.
- × A standout basketball player, averaging 18.3 points, 8.4 rebounds and 5.2 assists as a senior.
- × An avid Harry Potter fan.
- × Married to the former Ashli Dotson, and has one daughter, Mackenzie.
- × Born Michael Lynn Evans on August 21, 1993 in Galveston, Texas.

### COMMUNITY:

- × Sponsors "Evans' End Zone Club" Front Row Fans section to provide a special gameday experience to local charities who would otherwise not have a chance to attend Buccaneers home games.
- × In December 2015, provided holiday gifts to children of a local family whose parents were tragically killed in a car accident.
- × In December 2014, visited patients battling illness during the holidays at All Children's Hospital in St. Petersburg.
- × In November 2014, congratulated students at Pinellas Park Middle School for winning the Fuel Up to PLAY 60 "Defend Your Turf Challenge" and led students in fitness drills.
- × In September 2014, participated in a Buccaneers Academy ribbon-cutting ceremony and helped build an outdoor class at Sheehy Elementary in Tampa.
- × In September 2014, along with UnitedHealthcare employees and teammates, helped construct 35 Learning Garden boxes/kits to be delivered to schools around Tampa Bay.
- × In June 2014, visited MacDill Air Force Base to greet service members and learn about U.S. military operations headquartered in Tampa.



## EVANS' CAREER STATISTICS

YEAR	TEAM	GP	GS	RECEIVING				RUSHING					
				NO	YDS	AVG	LG	TD	ATT	YDS	AVG	LG	TD
2014	Tampa Bay	15	15	68	1,051	15.5	56t	12	0	0	-	-	0
2015	Tampa Bay	15	14	74	1,206	16.3	68	3	0	0	-	-	0
NFL Totals		30	29	142	2,257	15.9	68	15	0	0	-	-	0

## SINGLE-GAME HIGHS

Receptions: 9, at St. Louis, 12/17/15

Receiving Yards: 209, at Washington, 11/16/14

Receiving TDs: 2, three times, last at Detroit, 12/7/14

Long Reception: 68, vs. N.Y. Giants, 11/8/15

8 100-Yard Receiving Games

## ADDITIONAL STATS

Misc. Tackles: 9 – 5 in 2015; 4 in 2014

Fumbles-Lost: 1-1 – 1-1 in 2015

Fumble Recoveries: 1 – 1 in 2015

## EVANS' GAME-BY-GAME STATISTICS

2015 DATE	OPP	NO	YDS	RECEIVING				ATT	YDS	RUSHING		
				AVG	LG	TD	AVG			LG	TD	
Sept. 13	TEN								Inactive			
Sept. 20	@NO	0	0	-	-	0	0	0	-	-	0	
Sept. 27	@HOU	7	101	14.4	20	0	0	0	-	-	0	
Oct. 4	CAR	3	32	10.7	21	0	0	0	-	-	0	
Oct. 11	JAC	3	41	13.7	17	0	0	0	-	-	0	
Oct. 25	@WAS	8	164	20.5	40t	1	0	0	-	-	0	
Nov. 1	@ATL	3	48	16.0	21	0	0	0	-	-	0	
Nov. 8	NYG	8	150	18.8	68	0	0	0	-	-	0	
Nov. 15	DAL	8	126	15.8	26	0	0	0	-	-	0	
Nov. 22	@PHI	4	63	15.8	25	1	0	0	-	-	0	
Nov. 29	@IND	5	64	12.8	17	0	0	0	-	-	0	
Dec. 6	ATL	5	61	12.2	16	1	0	0	-	-	0	
Dec. 13	NO	3	39	13.0	14	0	0	0	-	-	0	
Dec. 17	@STL	9	157	17.4	30	0	0	0	-	-	0	
Dec. 27	CHI	4	61	15.3	16	0	0	0	-	-	0	
Jan. 3	@CAR	4	99	24.8	30	0	0	0	-	-	0	
<b>TOTALS</b>		<b>74</b>	<b>1,206</b>	<b>16.3</b>	<b>68</b>	<b>3</b>	<b>0</b>	<b>0</b>	-	-	<b>0</b>	

2014 DATE	OPP	NO	YDS	RECEIVING				ATT	YDS	RUSHING		
				AVG	LG	TD	AVG			LG	TD	
Sept. 7	CAR	5	37	7.4	11	0	0	0	-	-	0	
Sept. 14	STL	4	49	12.3	29	0	0	0	-	-	0	
Sept. 21	@ATL	4	52	13.0	36	0	0	0	-	-	0	
Sept. 28	@PIT	4	65	16.3	40	1	0	0	-	-	0	
Oct. 5	@NO								Inactive			
Oct. 19	BAL	4	55	13.8	25	1	0	0	-	-	0	
Oct. 27	MIN	4	78	19.5	40	0	0	0	-	-	0	
Nov. 2	@CLE	7	124	17.7	31	2	0	0	-	-	0	
Nov. 9	ATL	7	125	17.9	34	1	0	0	-	-	0	
Nov. 16	@WAS	7	209	29.9	56t	2	0	0	-	-	0	
Nov. 23	@CHI	3	47	15.7	19	1	0	0	-	-	0	
Nov. 27	CIN	4	49	12.3	23	0	0	0	-	-	0	
Dec. 7	@DET	4	45	11.3	26	2	0	0	-	-	0	
Dec. 14	@CAR	2	13	6.5	8	1	0	0	-	-	0	
Dec. 21	GB	4	49	12.3	22	0	0	0	-	-	0	
Dec. 28	NO	5	54	10.8	18	1	0	0	-	-	0	
<b>TOTALS</b>		<b>68</b>	<b>1,051</b>	<b>15.5</b>	<b>56T</b>	<b>12</b>	<b>0</b>	<b>0</b>	-	-	<b>0</b>	

70

**A.J. FRANCIS**

**DEFENSIVE TACKLE**  
**HT: 6-5 WT: 330**  
**DOB: 5/7/90**  
**NFL: 3 YEAR**  
**ACQ: FA-'16**  
**COLLEGE: MARYLAND**

**ACQUIRED BY BUCS:**

- × Signed by Tampa Bay as a free agent on May 17, 2016.

**ORIGINALLY ENTERED NFL:**

- × Originally entered the NFL as a college free agent with the Miami Dolphins on May 3, 2013.

**TRANSACTIONS:**

- × Signed by Miami on May 5, 2013. Waived on August 31, 2013.
- × Claimed off of waivers by the New England Patriots on September 1, 2013. Waived on September 7, 2013.
- × Signed to New England's practice squad on September 10, 2013.
- × Signed to Miami's active roster on November 26, 2013. Waived on November 14, 2015.
- × Claimed off of waivers by the Seattle Seahawks on November 16, 2015. Waived on November 24, 2015.
- × Signed to Seattle's practice squad on November 26, 2015. Promoted to active roster on November 30, 2015. Waived on May 9, 2016.
- × Signed by Tampa Bay on May 17, 2016.

**CAREER HIGHLIGHTS:**

- × Has played in three career games, with two tackles.
- × Spent the entire 2014 season and nine weeks of the 2015 season with the Miami Dolphins.
- × Made NFL debut with Miami against Buffalo (9/27/15).

**2015 HIGHLIGHTS:**

- × Played in three games (one with Miami, two with Seattle), registering two tackles.
- × Recorded one tackle against Buffalo (9/27), while with the Dolphins.
- × Talled one tackle at Baltimore (12/13), as a member of the Seahawks.

**COLLEGE/PERSONAL:**

- × Started 35-of-49 games played at Maryland (2009-12), recording 149 tackles, 19.5 tackles for loss, 9.5 sacks, seven passes defended, four fumble recoveries, three blocked kicks and one forced fumble.
- × A three-time Academic All-Atlantic Coast Conference (ACC) choice.
- × Started all 12 games as a senior (2012), totaling 42 tackles, 8.5 tackles for loss, five pass defended, 3.5 sacks, one fumble recovery and a blocked kick.
- × Played in all 12 games as a junior (2011), with four starts, tallying 31 tackles, 3.0 tackles for loss, 2.0 sacks, one fumble recovery and one pass defended.
- × As a sophomore (2010), started 9-of-13 games played notching a career-high 44 tackles as well as 7.0 tackles for loss and 2.5 sacks.
- × Played in all 12 games as a redshirt freshman (2009), starting 10, posting 31 tackles, 1.5 tackles for loss, 1.0 sack, one fumble recovery and one pass defended earning him an honorable mention freshman All-America selection from College Football News and freshman All-ACC honors from Sporting News.
- × Redshirted in 2008
- × Graduated with a bachelor's degree in government and politics. Earned a masters degree this offseason.
- × Attended Gonzaga College High School (Washington, D.C.).
- × Named to the All-Washington Catholic Athletic Conference, All-Met, and All-Pigskin Club first teams.
- × Played in the 2007 U.S. Army All-American Bowl.
- × Married to the former Tatiana Uruburo.
- × Son of Michael and Carrie Francis.
- × Born Anthony Joseph Francis on May 7, 1990 in Washington, D.C.



### ACQUIRED BY BUCS:

- × Claimed by Tampa Bay off waivers from the Jacksonville Jaguars on September 6, 2015.

### ORIGINALLY ENTERED NFL:

- × Originally entered the NFL as a fifth-round pick, (154th overall) of the New York Jets in the 2014 NFL Draft.

### 2015 HIGHLIGHTS:

- × Played in 15 games, recording one tackle on defense and six on special teams. Also accounted for the team's lone blocked punt.
- × Made Buccaneers debut in a reserve role, vs. Tennessee (9/13).
- × Played 17 special teams snaps in win at New Orleans (9/20).
- × Played 18 special teams snaps at Houston (9/27).
- × Played 17 snaps on special teams vs. Carolina (10/4).
- × Led team with 21 special teams snaps in win vs. Jacksonville (10/11).
- × Played 18 special teams snaps at Washington (10/25).
- × Registered one special teams tackle in win at Atlanta (11/1).
- × Led team with 16 special teams snaps vs. New York Giants (11/8).
- × Recorded one special teams tackle vs. Dallas (11/15).
- × Tied for the team lead with 20 special teams snaps at Philadelphia (11/22), notching one special teams tackle.
- × Registered one special teams tackle at Indianapolis (11/29).
- × Tied for team lead with 17 special teams snaps in win vs. Atlanta, recording a special teams tackle (12/6).

- × Inactive vs. New Orleans (12/13).
- × Recorded one tackle in reserve role at St. Louis (12/17).
- × Blocked a punt vs. Chicago (12/27), which was recovered by the Buccaneers at the Bears 4-yard line and led to a touchdown.
- × Registered one special teams tackle at Carolina (1/3).

### COLLEGE/PERSONAL:

- × Started 17-of-47 games at Iowa State (2010-13), tallying 225 tackles, 16 tackles for loss, 11 passes defended, 3.5 sacks, three forced fumbles and two interceptions (returned 11 yards).
- × Earned first-team All-Big 12 honors from the Associated Press and the league's coaches as a senior (2013), leading the conference and ranking fourth nationally in tackles per game (11.1).
- × Finished his senior season with 133 tackles, 12 tackles for loss, eight passes defended, 3.5 sacks and three forced fumbles and two interceptions (returned 11 yards) and was named Pete Taylor Team Most Valuable Player Award.
- × As a junior (2012), ranked third on the team with 87 tackles, including four tackles for loss.
- × Played in all 13 games as a sophomore (2011), registering one tackle.
- × In 2010, as a true freshman, played in nine games, recording four tackles.
- × Majored in pre-liberal studies.
- × Attended Clearwater High School (Clearwater, Florida).
- × Three-time Clearwater Defensive MVP and team MVP as a senior in 2009.
- × Son of Ike George and Shannon Sebek.
- × Born Jeremiah George on January 24, 1992 in Clearwater, Florida.

## GEORGE'S CAREER STATISTICS

YEAR	TEAM	GP	GS	TACKLES				INTERCEPTIONS					FUMBLES			ST TACKLES					
				TOT	SOLO	ASST	SK	YDS	NO	YDS	LG	TD	PD	FF	FR	YDS	T	S	A		
2014	Jacksonville	6	0	3	2	1	0.0	0.0	0	0	0	0	0	0	0	0	0	0	3	2	1
2015	Tampa Bay	15	0	1	0	1	0.0	0.0	0	0	0	0	0	0	0	0	0	0	6	4	2
NFL Totals		21	0	4	2	2	0.0	0.0	0	0	0	0	0	0	0	0	0	0	9	6	3

## GEORGE'S GAME-BY-GAME STATISTICS

DATE	OPP	TACKLES							INTERCEPTIONS					FUMBLES			ST TACKLES				
		T	S	A	TFL	SK	YDS	QH	NO	YDS	LG	TD	PD	FF	FR	YDS	T	S	A		
Sept. 13	TEN	0	0	0	0	0.0	0.0	0	0	0	0	0	0	0	0	0	0	0	0	0	
Sept. 20	@NO	0	0	0	0	0.0	0.0	0	0	0	0	0	0	0	0	0	0	0	0	0	
Sept. 27	@HOU	0	0	0	0	0.0	0.0	0	0	0	0	0	0	0	0	0	0	0	0	0	
Oct. 4	CAR	0	0	0	0	0.0	0.0	0	0	0	0	0	0	0	0	0	0	0	0	0	
Oct. 11	JAC	0	0	0	0	0.0	0.0	0	0	0	0	0	0	0	0	0	0	0	0	0	
Oct. 25	@WAS	0	0	0	0	0.0	0.0	0	0	0	0	0	0	0	0	0	0	0	0	0	
Nov. 1	@ATL	0	0	0	0	0.0	0.0	0	0	0	0	0	0	0	0	0	0	0	1	0	1
Nov. 8	NYG	0	0	0	0	0.0	0.0	0	0	0	0	0	0	0	0	0	0	0	0	0	
Nov. 15	DAL	0	0	0	0	0.0	0.0	0	0	0	0	0	0	0	0	0	0	0	1	1	0
Nov. 22	@PHI	0	0	0	0	0.0	0.0	0	0	0	0	0	0	0	0	0	0	0	1	1	0
Nov. 29	@IND	0	0	0	0	0.0	0.0	0	0	0	0	0	0	0	0	0	0	0	1	0	1
Dec. 6	ATL	0	0	0	0	0.0	0.0	0	0	0	0	0	0	0	0	0	0	0	1	1	0
Dec. 13	NO								Inactive												
Dec. 17	@STL	1	0	1	0	0.0	0.0	0	0	0	0	0	0	0	0	0	0	0	0	0	0
Dec. 27	CHI	0	0	0	0	0.0	0.0	0	0	0	0	0	0	0	0	0	0	0	0	0	0
Jan. 3	@CAR	0	0	0	0	0.0	0.0	0	0	0	0	0	0	0	0	0	0	0	1	1	0
<b>TOTALS</b>		<b>1</b>	<b>0</b>	<b>1</b>	<b>0</b>	<b>0.0</b>	<b>0.0</b>	<b>0</b>	<b>0</b>	<b>0</b>	<b>0</b>	<b>0</b>	<b>0</b>	<b>0</b>	<b>0</b>	<b>0</b>	<b>0</b>	<b>0</b>	<b>6</b>	<b>4</b>	<b>2</b>

DATE	OPP	TACKLES							INTERCEPTIONS					FUMBLES			ST TACKLES				
		T	S	A	TFL	SK	YDS	QH	NO	YDS	LG	TD	PD	FF	FR	YDS	T	S	A		
Sept. 7	@PHI								NYJ Practice Squad												
Sept. 14	@WAS								NYJ Practice Squad												
Sept. 21	IND								NYJ Practice Squad												
Sept. 28	@SD								Inactive												
Oct. 5	PIT								Inactive												
Oct. 12	@TEN								Inactive												
Oct. 19	CLE								Inactive												
Oct. 26	MIA	0	0	0	0	0.0	0.0	0	0	0	0	0	0	0	0	0	0	0	1	1	0
Nov. 2	@CIN	3	2	1	1	0.0	0.0	0	0	0	0	0	0	0	0	0	0	0	0	0	0
Nov. 9	DAL								Inactive												
Nov. 23	@IND								Inactive												
Nov. 30	NYG								Inactive												
Dec. 7	HOU	0	0	0	0	0.0	0.0	0	0	0	0	0	0	0	0	0	0	0	0	0	0
Dec. 14	@BAL	0	0	0	0	0.0	0.0	0	0	0	0	0	0	0	0	0	0	0	0	0	0
Dec. 18	TEN	0	0	0	0	0.0	0.0	0	0	0	0	0	0	0	0	0	0	0	1	0	1
Dec. 28	@HOU	0	0	0	0	0.0	0.0	0	0	0	0	0	0	0	0	0	0	0	1	1	0
<b>TOTALS</b>		<b>3</b>	<b>2</b>	<b>1</b>	<b>1</b>	<b>0.0</b>	<b>0.0</b>	<b>0</b>	<b>0</b>	<b>0</b>	<b>0</b>	<b>0</b>	<b>0</b>	<b>0</b>	<b>0</b>	<b>0</b>	<b>0</b>	<b>0</b>	<b>3</b>	<b>2</b>	<b>1</b>

## FRANCIS' CAREER STATISTICS

YEAR	TEAM	GP	GS	TACKLES				SK	YDS	INTERCEPTIONS				FUMBLES				ST TACKLES	
				TOT	SOLO	ASST				NO	YDS	LG	TD	PD	FF	FR	YDS	T	S
2015	MIA/SEA	3	0	2	1	1	0.0	0.0	0	0	0	0	0	0	0	0	0	0	0
NFL Totals		3	0	2	1	1	0.0	0.0	0	0	0	0	0	0	0	0	0	0	



## ACQUIRED BY BUCS:

- × Selected in the fourth round (126th overall) of the 2013 NFL Draft by the Buccaneers.

## CAREER HIGHLIGHTS:

- × Has played in 43 career games, including 22 starts, totaling 139 tackles, 7.0 sacks, eight passes defended and one forced fumble.
- × Registered first career forced fumble in win at Philadelphia (11/22/15).
- × Recorded first career partial sack on Monday Night Football against Miami (11/11/13).
- × Made first career start at St. Louis (12/22/13).
- × Made NFL debut at New England (9/22/13).
- × Registered first career blocked field goal vs. Baltimore (10/12/14).
- × Blocked extra point at New Orleans (9/20/15).
- × Posted first career multi-sack game with two in win vs. Atlanta (12/6).

## 2015 HIGHLIGHTS:

- × Recorded career highs in games played (16), starts (11), tackles (67), sacks (3) and forced fumbles (1).
- × Ranked sixth among NFL defensive lineman in tackles with 67, trailing only Khalil Mack, J.J. Watt, Damon Harrison, Aaron Donald and Fletcher Cox.
- × Played in a reserve role vs. Tennessee (9/13) and recorded one tackle.
- × Notched six tackles in win at New Orleans (9/20). Also recorded first Buccaneers' blocked PAT since 11/13/11.

- × Tallied four tackles, including two for loss, and one quarterback hit at Houston (9/27).
- × Entered starting lineup vs. Carolina (10/4), recording three tackles, including one for loss, and one pass defended. Pro Football Focus' graded performance tied for best overall, No. 1 rushing passer and No. 3 against the run, among 4-3 defensive ends.
- × Started in win vs. Jacksonville (10/11).
- × Posted two tackles, including one for loss, in helping defense limit Washington (10/25) to 50 rushing yards on 19 carries (2.6 avg.).
- × Collected five tackles in win at Atlanta (11/1) before leaving the game with a knee injury.
- × Contributed seven tackles vs. New York Giants (11/8).
- × Recorded two tackles and first sack of the season in start vs. Dallas (11/15).
- × Posted five tackles and first career forced fumble in win at Philadelphia (11/22).
- × Collected four tackles, one pass defended and two quarterback hits in start at Indianapolis (11/29). Helped hold Colts' rushing attack to 27 yards on 26 carries (1.0 avg.).
- × Recorded three tackles and two sacks in win vs. Atlanta (12/6).
- × Notched five tackles vs. New Orleans (12/13).
- × Set a career high with 11 tackles, including one for loss, at St. Louis (12/17).
- × Logged five tackles vs. Chicago (12/27).
- × Collected three tackles at Carolina (1/3).

**COLLEGE:**

- x Started 24-of-36 games he played at Michigan State (2010-12), totaling 142 tackles, 13 passes defended, 10.0 sacks, two forced fumbles, one fumble recovery and 30.0 tackles for loss.
- x Entered the NFL Draft after his junior season
- x Finished his Michigan State career ranked 10th in school history in tackles for loss (30.0).
- x Recorded 10 passes defended in 2012, the most by a defensive lineman in Spartans history and the most amongst FBS defensive linemen.
- x Two-time winner of the Danziger Award for defense (most outstanding Detroit-area player).
- x Led the Spartans in sacks (4.5) and tackles for loss (13.0) as a junior.
- x Earned second-team All-Big Ten honors from the media, while earning honorable mention from the league's coaches in 2012. Earned second-team All-Big Ten Honors from Phil Steele.
- x Named a quarterfinalist for the Lombardi Award (college lineman of the year) in 2012.
- x Chosen as Defensive Player of the Game in the 2012 Buffalo Wild Wings Bowl.
- x Tallied 16.0 tackles for loss as a sophomore, tied for the seventh-most in Michigan State single-season history.
- x Recorded 5.0 tackles for loss in the 2012 Outback Bowl, the third-most in Michigan State history and the most ever in a bowl game, earning a spot on the ESPN.com and Yahoo! Sports All-Bowl teams.
- x Named All-Big Ten second team by coaches and media, while also being selected for the second-team All-Big Ten by Yahoo! Sports as a sophomore.
- x Selected to the CollegeFootballNews.com's second-team All-Sophomore team in 2011.
- x Led the team in tackles for loss (16.0), the seventh-most in Michigan State history.
- x Majored in human development and family studies.

**PERSONAL:**

- x Attended Southeastern High School (Detroit, Michigan).
- x Chosen as an All-American by EA Sports, MaxPreps, SuperPrep and PrepStar (Dream Team).
- x Ranked as a Top 60 recruit by Tom Lemming (No. 12), Rivals.com (No. 21), Lindy's (No. 21), Athlon Sports (No. 24), Scout.com (No. 29), ESPNU (No. 42) and Sporting News (No. 60).
- x Ranked as one of the top defensive ends in the country by Tom Lemming (No. 3), Rivals.com (No. 3, strongside), Scouts, Inc. (No. 3), Scout.com (No. 4), Lindy's (No. 5) and Athlon Sports (No. 5).

- x Rated as the top player in the state of Michigan by the Detroit News, Detroit Free Press, Rivals.com, Scout.com and Lansing State Journal.
- x Recorded 115 tackles as a senior, including 44.0 for loss, 27.0 sacks, 10 forced fumbles, two blocked punts and an interception returned for a touchdown.
- x Led the Public School League in tackles (101) and sacks (15.0) as a junior, while also tallying 37.0 tackles for loss.
- x Transferred from Mumford High School (Detroit, Michigan) following his sophomore season.
- x During his two seasons at Mumford, Gholston played both ways, recording 183 tackles, 28.0 sacks and two interceptions to go along with 55 catches for 970 yards and 14 touchdowns.
- x Cousin Vernon Gholston was a first-round selection of the New York Jets in the 2008 NFL Draft.
- x Born William Gholston on July 31, 1991, in Detroit, Michigan.

**COMMUNITY:**

- x In November 2015, helped deliver canned goods and toys to Metropolitan Ministries for the annual Raymond James "Sack Hunger Stack Toys" program.
- x Along with the defensive line, purchased toys and hosted a surprise shopping spree for underprivileged families in the "D-Line Does Christmas" event in December 2013, 2014 and 2015.
- x Helped hand out candy to trick-or-treaters from Buccaneers Academy schools attending Lowry Park Zoo's ZooBoo KIDS Halloween event in October 2015.
- x Paired up with United Way volunteers and students to install a "Learning Garden" at Davis Elementary in September 2015.
- x Had his head shaved by children battling cancer for the Buccaneers Cut for a Cure in 2014 and 2015 to raise funds and awareness for the Pediatric Cancer Foundation.
- x In October 2014, visited Metropolitan Ministries to play games with children for the Ministries' annual Fall Festival.
- x In September 2014, participated in a Buccaneers Academy ribbon-cutting ceremony and helped build an outdoor class at Sheehy Elementary in Tampa.
- x In September 2014, interacted with military members stationed overseas through a Pro vs. GI Joe event at the Buccaneers-sponsored USO Welcome Center at Tampa International Airport.
- x In February 2014 presented students at Pizzo Elementary with \$2,000-worth of PE equipment for winning the Buccaneers PLAY 60 Challenge.

- x As part of the 2013 Buccaneers Rookie Club, took part in a variety of community service events, including: visiting patients at St. Joseph's Children's Hospital in Tampa; hosting an ice cream social for military veterans at James Haley VA Hospital; participating in a team-building scavenger hunt with the Boys & Girls Clubs of Tampa at Busch Gardens; hosting a bowling outing with Big Brothers/Big Sisters of Tampa Bay; challenging youths from the Central City YMCA in

games at a local arcade; visiting local servicemen and servicewomen at MacDill Air Force Base; hosting a "Salute to Service" Barbecue with USAA at U.S. Coast Guard Sector St. Petersburg; greeting veterans at Bay Pines VA Hospital; visiting young patients over the holidays at All Children's Hospital; and singing Christmas carols to residents at Westminster Palms Retirement Home.

## GHOLSTON'S CAREER STATISTICS

YEAR	TEAM	TACKLES						INTERCEPTIONS				FUMBLES			ST TACKLES				
		GP	GS	TOT	SOLO	ASST	SK	YDS	NO	YDS	LG	TD	PD	FF	FR	YDS	T	S	A
2013	Tampa Bay	12	2	31	15	16	2.0	14.0	0	0	0	0	3	0	0	0	0	0	0
2014	Tampa Bay	15	9	42	28	14	2.0	13.0	0	0	0	0	3	0	0	0	0	0	0
2015	Tampa Bay	16	11	67	47	20	3.0	7.0	0	0	0	0	2	1	0	0	0	0	0
NFL Totals		43	22	140	90	50	7.0	34.0	0	0	0	0	8	1	0	0	0	0	0

### SINGLE-GAME HIGHS

**Tackles:** 11, at St. Louis, 12/17/15

**Sacks:** 2.0, vs. Atlanta, 12/6/13

**Passes Defended:** 2, vs. San Francisco, 12/15/13

**Forced Fumble:** 1, vs. Baltimore, 10/12/14

**Blocked FG:** 1, at Philadelphia, 11/22/14

**Blocked XP:** 1, at New Orleans, 9/20/15

## GHOLSTON'S GAME-BY-GAME STATISTICS

2015

DATE	OPP	TACKLES						INTERCEPTIONS				FUMBLES			ST TACKLES				
		T	S	A	TFL	SK	YDS	QH	NO	YDS	LG	TD	PD	FF	FR	YDS	T	S	A
Sept. 13	TEN	1	1	0	0	0.0	0.0	0	0	0	0	0	0	0	0	0	0	0	0
Sept. 20	@NO	6	3	3	0	0.0	0.0	0	0	0	0	0	0	0	0	0	0	0	0
Sept. 27	@HOU	4	2	2	2	0.0	0.0	1	0	0	0	0	0	0	0	0	0	0	0
Oct. 4	CAR	4	3	1	1	0.0	0.0	0	0	0	0	0	1	0	0	0	0	0	0
Oct. 11	JAC	0	0	0	0	0.0	0.0	0	0	0	0	0	0	0	0	0	0	0	0
Oct. 25	@WAS	2	2	0	1	0.0	0.0	0	0	0	0	0	0	0	0	0	0	0	0
Nov. 1	@ATL	5	3	2	0	0.0	0.0	0	0	0	0	0	0	0	0	0	0	0	0
Nov. 8	NYG	7	3	4	0	0.0	0.0	0	0	0	0	0	0	0	0	0	0	0	0
Nov. 15	DAL	2	2	0	1	1.0	1.0	1	0	0	0	0	0	0	0	0	0	0	0
Nov. 22	@PHI	5	5	0	0	0.0	0.0	1	0	0	0	0	0	1	0	0	0	0	0
Nov. 29	@IND	4	3	1	0	0.0	0.0	2	0	0	0	0	1	0	0	0	0	0	0
Dec. 6	ATL	3	2	1	2	2.0	6.0	3	0	0	0	0	0	0	0	0	0	0	0
Dec. 13	NO	5	5	0	0	0.0	0.0	0	0	0	0	0	0	0	0	0	0	0	0
Dec. 17	@STL	11	7	4	1	0.0	0.0	0	0	0	0	0	0	0	0	0	0	0	0
Dec. 27	CHI	5	3	2	0	0.0	0.0	0	0	0	0	0	0	0	0	0	0	0	0
Jan. 3	@CAR	3	3	0	0	0.0	0.0	0	0	0	0	0	0	0	0	0	0	0	0
TOTALS		67	47	20	8	3.0	7.0	8	0	0	0	0	2	1	0	0	0	0	0

2014

DATE	OPP	TACKLES						INTERCEPTIONS					FUMBLES			ST TACKLES					
		T	S	A	TFL	SK	YDS	QH	NO	YDS	LG	TD	PD	FF	FR	YDS	T	S	A		
Sept. 7	CAR								Inactive												
Sept. 14	STL	7	5	2	1	1.0	5.0	1	0	0	0	0	0	0	0	0	0	0	0		
Sept. 18	@ATL	2	2	0	1	0.0	0.0	0	0	0	0	0	0	0	0	0	0	0			
Sept. 28	@PIT	4	2	2	0	0.0	0.0	0	0	0	0	0	0	0	0	0	0	0			
Oct. 5	@NO	5	3	2	1	0.0	0.0	1	0	0	0	0	1	0	0	0	0	0			
Oct. 12	BAL	4	2	2	0	0.0	0.0	0	0	0	0	0	0	0	0	0	0	0			
Oct. 26	MIN	3	3	0	0	0.0	0.0	2	0	0	0	0	1	0	0	0	0	0			
Nov. 2	@CLE	6	3	3	2	0.0	0.0	1	0	0	0	0	0	0	0	0	0	0			
Nov. 9	ATL	1	0	1	0	0.0	0.0	0	0	0	0	0	0	0	0	0	0	0			
Nov. 16	@WAS	2	2	0	1	0.0	0.0	0	0	0	0	0	0	0	0	0	0	0			
Nov. 23	@CHI	1	1	0	0	0.0	0.0	0	0	0	0	0	0	0	0	0	0	0			
Nov. 30	CIN	0	0	0	0	0.0	0.0	0	0	0	0	0	1	0	0	0	0	0			
Dec. 7	@DET	5	3	2	1	1.0	8.0	1	0	0	0	0	0	0	0	0	0	0			
Dec. 14	@CAR	0	0	0	0	0.0	0.0	0	0	0	0	0	0	0	0	0	0	0			
Dec. 21	GB	0	0	0	0	0.0	0.0	0	0	0	0	0	0	0	0	0	0	0			
Dec. 28	NO	2	2	0	2	0.0	0.0	0	0	0	0	0	0	0	0	0	0	0			
<b>TOTALS</b>		<b>42</b>	<b>28</b>	<b>14</b>	<b>9</b>	<b>2.0</b>	<b>13.0</b>	<b>6</b>	<b>0</b>	<b>0</b>	<b>0</b>	<b>0</b>	<b>3</b>	<b>0</b>	<b>0</b>	<b>0</b>	<b>0</b>	<b>0</b>			

2013

DATE	OPP	TACKLES						INTERCEPTIONS					FUMBLES			ST TACKLES					
		T	S	A	TFL	SK	YDS	QH	NO	YDS	LG	TD	PD	FF	FR	YDS	T	S	A		
Sept. 8	@NYJ								Inactive												
Sept. 15	NO								Inactive												
Sept. 22	@NE	1	0	1	0	0.0	0.0	0	0	0	0	0	0	0	0	0	0	0	0		
Sept. 29	ARI								Did Not Play												
Oct. 13	PHI								Inactive												
Oct. 20	@ATL	1	0	1	0	0.0	0.0	0	0	0	0	0	0	0	0	0	0	0	0		
Oct. 24	CAR	0	0	0	0	0.0	0.0	0	0	0	0	0	0	0	0	0	0	0	0		
Nov. 3	@SEA	2	1	1	0	0.0	0.0	0	0	0	0	0	0	0	0	0	0	0	0		
Nov. 11	MIA	1	0	1	0	0.5	4.0	1	0	0	0	0	0	0	0	0	0	0	0		
Nov. 17	ATL	2	1	1	0	0.0	0.0	0	0	0	0	0	0	0	0	0	0	0	0		
Nov. 24	@DET	1	1	0	0	0.0	0.0	1	0	0	0	0	0	0	0	0	0	0	0		
Dec. 1	@CAR	3	1	2	0	0.0	0.0	0	0	0	0	0	0	0	0	0	0	0	0		
Dec. 8	BUF	4	2	2	1	1.5	10.0	2	0	0	0	0	1	0	0	0	0	0			
Dec. 15	SF	8	5	3	1	0.0	0.0	0	0	0	0	0	2	0	0	0	0	0	0		
Dec. 22	@STL	6	3	3	1	0.0	0.0	0	0	0	0	0	0	0	0	0	0	0	0		
Dec. 29	@NO	2	1	1	0	0.0	0.0	0	0	0	0	0	0	0	0	0	0	0	0		
<b>TOTALS</b>		<b>31</b>	<b>15</b>	<b>16</b>	<b>3</b>	<b>2.0</b>	<b>14.0</b>	<b>4</b>	<b>0</b>	<b>0</b>	<b>0</b>	<b>0</b>	<b>3</b>	<b>0</b>	<b>0</b>	<b>0</b>	<b>0</b>	<b>0</b>			





## ADARIUS GLANTON

LINEBACKER

HT: 6-1 WT: 230

DOB: 9/21/90

NFL: 3RD YEAR

ACQ: FA, 2015

COLLEGE: FLORIDA ATLANTIC

### ACQUIRED BY BUCS:

- × Signed by Tampa Bay off of the Carolina Panthers practice squad on November 30, 2015.

### ORIGINALLY ENTERED NFL:

- × Originally entered the league as a college free agent with the Carolina Panthers on May 16, 2014.

### TRANSACTIONS:

- × Signed by Carolina on May 16, 2014. Waived on August 30, 2014.
- × Signed to Carolina's practice squad on September 1, 2014. Promoted to active roster on October 18, 2014. Waived on September 5, 2015.
- × Re-signed to Carolina's practice squad on September 6, 2014. Signed to Tampa Bay's active roster on November 30, 2015.

### 2015 HIGHLIGHTS:

- × Played in five games with Tampa Bay (Weeks 13-17).

### COLLEGE/PERSONAL:

- × Spent final two seasons (2012-13) at Florida Atlantic, following two years at Eastern Arizona Community College.

- × Played in 24 games, with 18 starts for FAU, totaling 150 tackles, 13.5 tackles for loss, 3.5 sacks, two interceptions, two passes defensed, one forced fumble and one fumble recovery.
- × Earned All-Conference USA honorable mention as a senior (2013), starting 11-of-12 games, tallying 75 tackles, eight tackles for loss, 2.5 sacks, one pass defensed, one forced fumble and one fumble recovery.
- × Part of a defense that led the conference and ranked 11th in the nation in total defense.
- × In his first year at FAU (2012), played in 12 games with seven starts, notching 75 tackles, 5.5 tackles for loss, one sack and two interceptions, tying for the team lead.
- × As a sophomore (2011), named first-team All-Arizona Community College Athletic Conference after registering 85 tackles, 5.5 sacks and two forced fumbles.
- × Majored in general studies.
- × Attended Lake Gibson High School (Lakeland, Florida).
- × Born Adarius Glanton on September 21, 1990 in Bartow, Florida.

## GLANTON'S CAREER STATISTICS

YEAR	TEAM	GP	GS	TACKLES				SK	YDS	INTERCEPTIONS				FUMBLES			ST TACKLES		
				TOT	SOLO	ASST				NO	YDS	LG	TD	PD	FF	FR	YDS	T	S
2014	Carolina	10	2	9	5	4	0.0	0.0	0	0	0	0	0	1	0	0	3	3	0
2015	Tampa Bay	5	0	0	0	0	0.0	0.0	0	0	0	0	0	0	0	0	0	0	0
<b>NFL Totals</b>		<b>15</b>	<b>2</b>	<b>9</b>	<b>5</b>	<b>4</b>	<b>0.0</b>	<b>0.0</b>	<b>0</b>	<b>0</b>	<b>0</b>	<b>0</b>	<b>0</b>	<b>1</b>	<b>0</b>	<b>0</b>	<b>3</b>	<b>3</b>	<b>0</b>
<b>PLAYOFFS</b>																			
YEAR	TEAM	GP	GS	TACKLES				SK	YDS	INTERCEPTIONS				FUMBLES			ST TACKLES		
				TOT	SOLO	ASST				NO	YDS	LG	TD	PD	FF	FR	YDS	T	S
2014	Carolina	2	1	1	0	1	0.0	0.0	0	0	0	0	0	0	0	0	0	0	0
<b>Postseason</b>		<b>2</b>	<b>1</b>	<b>1</b>	<b>0</b>	<b>1</b>	<b>0.0</b>	<b>0.0</b>	<b>0</b>	<b>0</b>	<b>0</b>	<b>0</b>	<b>0</b>	<b>0</b>	<b>0</b>	<b>0</b>	<b>0</b>	<b>0</b>	<b>0</b>

## GLANTON'S GAME-BY-GAME STATISTICS

2015		TACKLES						INTERCEPTIONS						FUMBLES			ST TACKLES			
DATE	OPP	T	S	A	TFL	SK	YDS	QH	NO	YDS	LG	TD	PD	FF	FR	YDS	T	S	A	
Sept. 13	TEN																			
Sept. 20	@NO																			
Sept. 27	@HOU																			
Oct. 4	CAR																			
Oct. 11	JAC																			
Oct. 25	@WAS																			
Nov. 1	@ATL																			
Nov. 8	NYG																			
Nov. 15	DAL																			
Nov. 22	@PHI																			
Nov. 29	@IND																			
Dec. 6	ATL	0	0	0	0	0.0	0.0	0	0	0	0	0	0	0	0	0	0	0	0	0
Dec. 13	NO	0	0	0	0	0.0	0.0	0	0	0	0	0	0	0	0	0	0	0	0	0
Dec. 17	@STL	0	0	0	0	0.0	0.0	0	0	0	0	0	0	0	0	0	0	0	0	0
Dec. 27	CHI	0	0	0	0	0.0	0.0	0	0	0	0	0	0	0	0	0	0	0	0	0
Jan. 3	@CAR	0	0	0	0	0.0	0.0	0	0	0	0	0	0	0	0	0	0	0	0	0
<b>TOTALS</b>		<b>0</b>	<b>0</b>	<b>0</b>	<b>0</b>	<b>0.0</b>	<b>0.0</b>	<b>0</b>	<b>0</b>	<b>0</b>	<b>0</b>	<b>0</b>	<b>0</b>	<b>0</b>	<b>0</b>	<b>0</b>	<b>0</b>	<b>0</b>	<b>0</b>	<b>0</b>

2014 (w/CAROLINA)		TACKLES						INTERCEPTIONS						FUMBLES			ST TACKLES			
DATE	OPP	T	S	A	TFL	SK	YDS	QH	NO	YDS	LG	TD	PD	FF	FR	YDS	T	S	A	
Sept. 7	@TB																			
Sept. 14	DET																			
Sept. 21	PIT																			
Sept. 28	@BAL																			
Oct. 5	CHI																			
Oct. 12	@CIN																			
Oct. 19	@GB	0	0	0	0	0.0	0.0	0	0	0	0	0	0	0	0	0	0	0	0	0
Oct. 26	SEA	0	0	0	0	0.0	0.0	0	0	0	0	0	0	0	0	0	0	0	0	0
Oct. 30	NO	0	0	0	0	0.0	0.0	0	0	0	0	0	0	0	0	0	0	0	0	0
Nov. 10	@PHI	0	0	0	0	0.0	0.0	0	0	0	0	0	0	0	0	0	0	0	0	0
Nov. 16	ATL	0	0	0	0	0.0	0.0	0	0	0	0	0	0	0	0	0	0	0	0	0
Nov. 30	@MIN	0	0	0	0	0.0	0.0	0	0	0	0	0	0	0	0	0	0	0	0	0
Dec. 7	@NO	0	0	0	0	0.0	0.0	0	0	0	0	0	0	0	0	0	0	1	1	0
Dec. 14	TB	0	0	0	0	0.0	0.0	0	0	0	0	0	0	0	0	0	0	0	0	0
Dec. 21	CLE	5	2	3	1	0.0	0.0	0	0	0	0	0	0	0	0	0	0	1	1	0
Dec. 28	@ATL	4	3	1	0	0.0	0.0	0	0	0	0	0	0	1	0	0	0	1	1	0
<b>TOTALS</b>		<b>9</b>	<b>5</b>	<b>4</b>	<b>1</b>	<b>0.0</b>	<b>0.0</b>	<b>0</b>	<b>0</b>	<b>0</b>	<b>0</b>	<b>0</b>	<b>0</b>	<b>1</b>	<b>0</b>	<b>0</b>	<b>0</b>	<b>3</b>	<b>3</b>	<b>0</b>
<b>PLAYOFFS</b>																				
Jan. 10	ARI	0	0	0	0	0.0	0.0	0	0	0	0	0	0	0	0	0	0	0	0	0
Jan. 18	@SEA	1	0	1	0	0.0	0.0	0	0	0	0	0	0	0	0	0	0	0	0	0
<b>TOTALS</b>		<b>1</b>	<b>0</b>	<b>1</b>	<b>0</b>	<b>0.0</b>	<b>0.0</b>	<b>0</b>	<b>0</b>	<b>0</b>	<b>0</b>	<b>0</b>	<b>0</b>	<b>0</b>	<b>0</b>	<b>0</b>	<b>0</b>	<b>0</b>	<b>0</b>	<b>0</b>



## MIKE GLENNON

### QUARTERBACK

HT: 6-6 WT: 225

DOB: 12/12/89

NFL: 4TH YEAR

ACQ: D3, 2013

COLLEGE: NORTH CAROLINA STATE

### ACQUIRED BY BUCS:

- x Selected in the third round (73rd overall) of the 2013 NFL Draft by the Buccaneers.

### AWARDS & ACCOLADES:

- x 2013 PFOW/PFWA All-Rookie Team Selection.
- x Offensive Rookie of the Month (November 2013).

### CAREER HIGHLIGHTS:

- x Started 18-of-19 career games, completing 365-of-619 pass attempts (58.8 pct.), for 4,025 yards, 29 touchdowns and 15 interceptions.
- x Has 29 passing touchdowns as a Buccaneer, the ninth-most in franchise history.
- x Set franchise rookie records for passing yards and passing touchdowns.
- x Earned All-Rookie honors from nearly every news outlet.
- x Started in NFL debut against Arizona (9/29/13).

### 2015 HIGHLIGHTS:

- x Served as the primary backup quarterback in 16 games on the season.

### COLLEGE:

- x Played in 36 games at North Carolina State (2008-12), starting the final 26.
- x Completed 646-of-1,069 passes (60.4 percent) for 7,411 yards and 63 touchdowns.
- x Finished his career at N.C. State ranked in the top five all-time in passing touchdowns (third), pass completions (third), passing yards (fourth) and passing attempts (fourth).
- x Left N.C. State tied for the ninth-most career touchdown passes in Atlantic Coast Conference history.
- x His 7,411 career passing yards ranked 25th in ACC history.
- x Selected to play in the 2013 Senior Bowl.
- x As a senior, Glennon completed 330-of-564 passes for 4,031 yards and 31 touchdowns. Also had two rushing touchdowns.
- x Finished his senior season with the second-most passes attempted (564) in ACC history, third-most

completions (330), fourth-most passing yards (4,031) and tied for the fifth-most passing touchdowns (31).

- x Joins former Wolfpack quarterback Philip Rivers as the only passers in school history to throw for 4,000+ yards in a single season.
- x One of only three quarterbacks in N.C. State history to complete 300+ passes in a single season (Rivers, Russell Wilson).
- x An Academic All-ACC selection and a member of the Atlantic Coast Conference's Academic Honor Roll as a junior.
- x Graduated with a bachelor's degree in business management and a master's degree in liberal studies.

### PERSONAL:

- x Attended Westfield High School (Fairfax County, Virginia).
- x Ranked as the third-best quarterback in the nation by Rivals.com and ESPN.com, and the 87th best player in the country by Scout.com.
- x Completed 171-of-265 passes (64.5 percent) for 2,557 and 32 touchdowns as a senior, helping lead his team to an undefeated 15-0 record and a Virginia AAA Division VI Championship.
- x Following his senior season, Glennon earned Parade All-American honors, was named the Virginia Player of the Year by the Associated Press and was the 2007 Gatorade Player of the Year in Virginia.
- x Chosen as first-team All-State, All-Region and All-District in 2007.
- x Selected to the Elite 11 Quarterback Camp as well as the Under Armour All-American game.
- x First-team All-District as a junior, in addition to being named District Player of the Year and Washington Post All-Metro honorable mention.
- x Married to the former Jessica Wetherill
- x Brother, Sean, played quarterback at Virginia Tech (2004-08).
- x Son of John and Nancy Glennon.
- x Born Michael Glennon on December 12, 1989 in Centreville, Virginia.

**COMMUNITY:**

- x In March 2015 helped host Kory, a young visitor from the Dream On 3 Foundation, who toured One Buc Place and played catch with Glennon on the practice field.

- x In June 2014, participated in the team's "Cut for a Cure" charity challenge, having his head shaved by pediatric cancer patients to support the Pediatric Cancer Foundation.

**GLENNON'S CAREER STATISTICS**

YEAR	TEAM	GP	GS	PASSING			YDS	YDS/ATT	TD	INT	LG	SK	YDS	
				ATT	CMP	PCT							LST	RATING
2013	Tampa Bay	13	13	416	247	59.4	2,608	6.3	19	9	85t	40	263	83.9
2014	Tampa Bay	6	5	203	117	57.6	1,417	7.0	10	6	41	16	91	83.3
2015	Tampa Bay	0	0	0	0	-	0	-	0	0	0	0	0	-
<b>NFL Totals</b>		<b>19</b>	<b>18</b>	<b>619</b>	<b>364</b>	<b>58.8</b>	<b>4,025</b>	<b>6.5</b>	<b>29</b>	<b>15</b>	<b>85t</b>	<b>56</b>	<b>354</b>	<b>83.7</b>

RUSHING						
YEAR	TEAM	ATT	YDS	AVG	LG	TD
2013	Tampa Bay	27	37	1.4	16	0
2014	Tampa Bay	10	49	4.9	19	0
2015	Tampa Bay	0	0	-	0	0
<b>Totals</b>		<b>37</b>	<b>86</b>	<b>2.3</b>	<b>19</b>	<b>0</b>

**ADDITIONAL STATS**

**Fumbles-Lost:** 9-4 – 7-4 in 2013, 2-0 in 2014  
**Misc. Tackles:** 2 – 2 in 2014

**SINGLE-GAME HIGHS**

**Pass Attempts:** 51, vs. Carolina, 10/24/13  
**Pass Completions:** 30, vs. Carolina, 10/24/13  
**Completion Percentage:** 87.0, vs. Atlanta, 11/17/13  
**Passing Yards:** 314, vs. Baltimore, 10/12/14  
**Touchdowns:** 2, 12 times, last at Cleveland, 11/2/14  
**Quarterback Rating:** 138.4, at Detroit, 11/24/13  
**Long Pass:** 85t, at Detroit, 11/24/2013

**GLENNON'S GAME-BY-GAME STATISTICS**

2015 DATE	OPP	ATT	CMP	PCT	PASSING		TD	INT	LG	SK-YDS	RATING
					YDS	YDS/ATT					
Sept. 13	TEN						Did Not Play				
Sept. 20	@NO						Did Not Play				
Sept. 27	@HOU						Did Not Play				
Oct. 4	CAR						Did Not Play				
Oct. 11	JAC						Did Not Play				
Oct. 25	@WAS						Did Not Play				
Nov. 1	@ATL						Did Not Play				
Nov. 8	NYG						Did Not Play				
Nov. 15	DAL						Did Not Play				
Nov. 22	@PHI						Did Not Play				
Nov. 29	@IND						Did Not Play				
Dec. 6	ATL						Did Not Play				
Dec. 13	NO						Did Not Play				
Dec. 17	@STL						Did Not Play				
Dec. 27	CHI						Did Not Play				
Jan. 3	@CAR						Did Not Play				
<b>TOTALS</b>		<b>0</b>	<b>0</b>	<b>-</b>	<b>0</b>	<b>-</b>	<b>0</b>	<b>0</b>	<b>0</b>	<b>0-0</b>	<b>-</b>

## 2014

DATE	OPP	ATT	CMP	PCT	PASSING		TD	INT	LG	SK-YDS	RATING
					YDS	YDS/ATT					
Sept. 7	CAR					Did Not Play					
Sept. 14	STL					Did Not Play					
Sept. 18	@ATL	24	17	70.8	121	5.0	1	0	14	2-18	96.0
Sept. 28	@PIT	42	21	50.0	302	7.2	2	1	41	1-15	79.7
Oct. 5	@NO	32	19	59.4	249	7.8	2	1	34	1-1	91.8
Oct. 12	BAL	44	24	54.5	314	7.1	2	1	33	5-37	83.0
Oct. 26	MIN	28	19	67.9	171	6.1	1	1	40	5-12	81.1
Nov. 2	@CLE	33	17	51.5	260	7.9	2	2	34	2-8	72.8
Nov. 9	ATL					Did Not Play					
Nov. 16	@WAS					Did Not Play					
Nov. 23	@CHI					Did Not Play					
Nov. 30	CIN					Did Not Play					
Dec. 7	@DET					Did Not Play					
Dec. 14	@CAR					Did Not Play					
Dec. 21	GB					Did Not Play					
Dec. 28	NO					Did Not Play					
<b>TOTALS</b>		<b>203</b>	<b>117</b>	<b>57.6</b>	<b>1,417</b>	<b>7.0</b>	<b>10</b>	<b>6</b>	<b>41</b>	<b>16-91</b>	<b>83.3</b>

## 2013

DATE	OPP	ATT	CMP	PCT	PASSING		TD	INT	LG	SK-YDS	RATING
					YDS	YDS/ATT					
Sept. 8	@NYJ					Did Not Play					
Sept. 15	NO					Did Not Play					
Sept. 22	@NE					Did Not Play					
Sept. 29	ARI	43	24	55.8	193	4.5	1	2	20	2-20	55.7
Oct. 13	PHI	43	26	60.5	273	6.3	2	1	36	2-16	84.7
Oct. 20	@ATL	44	26	59.1	256	5.8	2	0	59t	3-30	90.7
Oct. 25	CAR	51	30	58.8	275	5.4	1	0	29	3-26	80.1
Nov. 3	@SEA	23	17	73.9	168	7.3	2	0	27	3-25	123.1
Nov. 11	MIA	21	11	52.4	139	6.6	1	1	30	2-15	69.3
Nov. 17	ATL	23	20	86.9	231	10.0	2	0	53	2-7	137.5
Nov. 24	@DET	21	14	66.7	247	11.8	2	0	85t	4-40	138.4
Dec. 1	@CAR	21	14	66.7	180	8.5	0	1	60	5-40	73.5
Dec. 8	BUF	25	9	36.0	90	3.6	2	2	38	1-9	40.4
Dec. 15	SF	34	18	52.9	179	5.3	2	1	26	4-35	75.5
Dec. 22	@STL	26	16	61.5	158	6.1	0	0	30	7-47	78.7
Dec. 29	@NO	41	22	53.7	219	5.3	2	1	48t	2-4	75.2
<b>TOTALS</b>		<b>416</b>	<b>247</b>	<b>59.4</b>	<b>2,608</b>	<b>6.3</b>	<b>19</b>	<b>9</b>	<b>85t</b>	<b>40-263</b>	<b>83.9</b>

**BEN GOTTSCHALK****CENTER****HT: 6-5 WT: 293****DOB: 2/15/92****NFL: 1ST YEAR****ACQ: FA 2015****COLLEGE: SMU****ACQUIRED BY BUCS:**

- × Signed to Tampa Bay's practice squad on November 25, 2015. Signed a futures contract on January 5, 2016.

**ORIGINALLY ENTERED NFL:**

- × Originally entered the NFL as a college free agent with the Kansas City Chiefs, May 19, 2014.

**TRANSACTIONS:**

- × Signed with Kansas City on May 19, 2014. Waived on August 27, 2014.
- × Signed to Kansas City's practice squad on September 1, 2014. Released on September 9, 2014.
- × Signed by Tampa Bay on April 8, 2015. Waived on May 28, 2015.
- × Signed by San Francisco 49ers on June 15, 2015. Waived on August 13, 2015.

- × Signed to Tampa Bay's practice squad on November 25, 2015. Signed a futures contract on January 5, 2016.

**COLLEGE/PERSONAL:**

- × Played in 47 games at SMU (2010-13), starting 24.
- × As a junior (2012), was part of an offensive line that blocked for running back Zach Line, who earned Conference-USA Offensive Player of the Year honors.
- × Attended Notre Dame High School (Sherman Oaks, California).
- × A three-start Rivals.com and Scout.com recruit, was listed as the 94th-best player in California and the 14th-best center in the nation by Rivals.
- × Born Ben Gottschalk on February 15, 1992 in Sherman Oaks, California.



### ACQUIRED BY BUCS:

- × Claimed by Tampa Bay off waivers from the New Orleans Saints on September 6, 2015.

### ORIGINALLY ENTERED NFL:

- × Originally entered the league as a college free agent with the New Orleans Saints on April 28, 2013.

### TRANSACTIONS

- × Signed by New Orleans on April 28, 2013. Waived on August 31, 2013.
- × Signed to New Orleans' practice squad on September 1, 2013. Promoted to active roster on October 22, 2013. Waived on September 3, 2014.
- × Re-signed to New Orleans' practice squad on September 4, 2014. Promoted to active roster on December 27, 2014. Waived on September 5, 2015.

### CAREER HIGHLIGHTS:

- × Spent the 2013 and 2014 seasons with New Orleans, spending time on the team's active roster and practice squad, but not appearing in any games.

### 2015 HIGHLIGHTS:

- × Inactive 16 weeks on the season.

### COLLEGE:

- × A four-year starter at Tulane (2009-12), completed 836-of-1,396 (59.9 pct.) for 9,026 yards with 56 touchdowns and 35 interceptions. Also caught one pass for 15 yards and scored one rushing touchdown.
- × Set school records in pass attempts, completions and completion percentage, while ranking second in passing yards and 300-yard passing game (10) and fourth in touchdown passes.
- × Named honorable mention All-Conference USA as a senior (2012), going 245-of-394 (62.2 pct.), for 2,771 yards with 20 touchdowns and 11 interceptions.

- × Ranked second in C-USA in passing yards per game (307.9), throwing for 300-plus yards five times, including two 400-yard games, each setting the school single-game record.

- × Established a school record 466 passing yards against UAB (10/27/12) with a career-best five touchdown passes, while being named C-USA and Louisiana Player of the Week as well as College Sports Madnes C-USA Offensive Player of the Week.

- × Surpassed his own record against Rice (11/3/12), throwing for 476 yards and four touchdowns.

- × Started 13 games as a junior (2011), completing 227-of-408 passes (55.6 pct.) for 2,502 yards with 13 touchdowns and 10 interceptions.

- × As a sophomore (2010), started all 11 games he played, completing 223-of-372 passes (59.9 pct.) for 2,371 yards, with 14 touchdowns and eight interceptions.

- × Played in nine games as a redshirt freshman (2009), starting the final six games of the year, establishing school freshman records in pass completions (141), attempts (222), completion percentage (63.5), passing yards (1,382) and touchdown passes (nine).

- × Redshirted as a true freshman (2008).

- × Graduated with a degree in business management.

### PERSONAL:

- × Attended Chaminade College Prep (Westlake Village, California).

- × Earned Mission League MVP and first-team All-League honors as a senior.

- × Has two brothers, Charlie and Mac, and one sister, Molly.

- × Son of David and Kelly Griffin.

- × Born Ryan Walsh Griffin on November 17, 1989 in Santa Monica, California.



### ACQUIRED BY BUCS:

- × Signed by Tampa Bay on March 11, 2016 as an unrestricted free agent from Miami.

### ORIGINALLY ENTERED NFL:

- × Originally entered the NFL as a college free agent with Atlanta on May 16, 2006.

### AWARDS & ACCOLADES:

- × Four-time Pro Bowl selection (2010, 2013-15).
- × 2014 Second-team Associated Press All-Pro.
- × 2011 NFL Alumni Defensive Back of the Year.
- × AFC Defensive Player of the Week, Week 9, 2014.
- × NFC Defensive Player of the Week, Week 15, 2010.

### CAREER HIGHLIGHTS:

- × Spent six seasons with Atlanta (2007-12) and three with Miami (2013-15).
- × Has started 90-of-106 career regular-season games, totaling 401 tackles, 99 passes defended, 26 interceptions (357 return yards, two touchdowns), two forced fumbles and one fumble recovery.
- × Started one-of-two postseason contests, recording seven tackles and one fumble recovery.
- × Since 2013, Grimes' 13 interceptions are tied for the fourth-most in the NFL and are tied for the second-most among cornerbacks during that time.
- × His 26 interceptions since 2008 are tied for the fourth-most by a cornerback during that span.
- × Has two career multi-interception games: at N.Y. Jets (two INT, 12/20/09) and vs. San Diego (two INT, 11/2/14).
- × Set a career-high with six passes defended at Tampa Bay (12/5/10).
- × Registered first career interception returned for a touchdown against Cincinnati (10/31/13).
- × Tallied first career forced fumble against Green Bay (10/9/11).

- × Logged a career-high 12 tackles at Philadelphia (10/17/10).
- × Recorded only career fumble recovery at Dallas (10/25/09).
- × Notched first career interception against Kansas City (9/21/08).
- × Made first career starts against Detroit (9/7/08).
- × Made NFL debut at Arizona (12/23/07).

### 2015 HIGHLIGHTS:

- × Spent the season with the Miami Dolphins.
- × Named to the Pro Bowl.
- × Started all 15 regular-season games he played in, recording 49 tackles, one tackle for loss, 14 passes defended and four interceptions (returned 20 yards).
- × In the season opener at Washington (9/13), notched his first interception of the year.
- × Tallied a season-high four passes defended and one interception in a win at Tennessee (10/18).
- × Notched a season-best seven tackles, including one tackle for loss, at Buffalo (11/8).
- × Registered his third interception of the season against Dallas (11/22).
- × Grabbed his four interception of the year at San Diego (12/20).
- × Part of a defensive unit that limited New England's offense to 193 yards in the regular season finale (1/3/16).

### COLLEGE/PERSONAL:

- × Played in 43 games at Shippensburg (2002-05), recording 140 tackles and setting school records in both passes defended (38) and interceptions (27). His interception total also set a conference record.
- × Named first-team All-American as both a senior and junior, while earning second-team honors as a sophomore.



- × Holds Shippensburg all-time record with 82 punt returns for 1,126 yards.
- × Majored in sociology.
- × Attended Northeast High School (Philadelphia, Pennsylvania).
- × Born Brent Omar Grimes on July 19, 1983 in Philadelphia, Pennsylvania.

## GRIMES' CAREER STATISTICS

YEAR	TEAM	TACKLES							INTERCEPTIONS					FUMBLES			ST TACKLES			
		GP	GS	TOT	SOLO	ASST.	SK	YDS	NO	YDS	LG	TD	PD	FF	FR	YDS	T	S	A	
2007	Atlanta	2	0	11	10	1	0.0	0.0	0	0	0	0	0	0	0	0	1	1	0	
2008	Atlanta	12	6	31	28	3	0.0	0.0	1	25	25	0	6	0	0	0	2	2	0	
2009	Atlanta	16	8	60	56	4	0.0	0.0	6	17	11	0	13	0	1	0	6	6	0	
2010	Atlanta	16	16	81	70	11	0.0	0.0	5	84	36	0	23	0	0	0	6	6	0	
2011	Atlanta	12	12	46	35	11	0.0	0.0	1	29	29	0	14	1	0	0	3	2	1	
2012	Atlanta	1	1	6	6	0	0.0	0.0	0	0	0	0	0	0	0	0	0	0	0	
2013	Miami	16	16	60	52	8	0.0	0.0	4	102	94t	1	17	0	0	0	0	0	0	
2014	Miami	16	16	57	47	10	0.0	0.0	5	80	32	1	12	1	0	0	0	0	0	
2015	Miami	15	15	49	42	7	0.0	0.0	4	20	17	0	14	0	0	0	0	0	0	
<b>NFL Totals</b>		<b>106</b>	<b>90</b>	<b>401</b>	<b>346</b>	<b>55</b>	<b>0.0</b>	<b>0.0</b>	<b>26</b>	<b>357</b>	<b>94t</b>	<b>2</b>	<b>99</b>	<b>2</b>	<b>1</b>	<b>0</b>	<b>18</b>	<b>17</b>	<b>1</b>	
<b>PLAYOFFS</b>																				
YEAR	TEAM	TACKLES							INTERCEPTIONS					FUMBLES			ST TACKLES			
		GP	GS	TOT	SOLO	ASST.	SK	YDS	NO	YDS	LG	TD	PD	FF	FR	YDS	T	S	A	
2008	Atlanta	1	0	0	0	0	0.0	0.0	0	0	0	0	0	0	0	0	0	0	0	
2010	Atlanta	1	1	7	7	0	0.0	0.0	0	0	0	0	0	1	-2	0	0	0	0	
<b>Postseason</b>		<b>2</b>	<b>1</b>	<b>7</b>	<b>7</b>	<b>0</b>	<b>0.0</b>	<b>0.0</b>	<b>0</b>	<b>0</b>	<b>0</b>	<b>0</b>	<b>0</b>	<b>0</b>	<b>1</b>	<b>-2</b>	<b>0</b>	<b>0</b>	<b>0</b>	

### SINGLE-GAME HIGHS

**Tackles:** 12, at Philadelphia, 10/17/10 (w/Atlanta)  
**Interceptions:** 2, twice, last vs. San Diego, 11/2/14 (w/Miami)  
**INT-TD:** 1, twice, last at Jacksonville, 10/26/14 (w/Miami)  
**Passes Defended:** 6, at Tampa Bay, 12/5/10 (w/Atlanta)  
**Forced Fumbles:** 1, twice, last vs. Kansas City, 9/21/14 (w/Miami)  
**Fumble Recoveries:** 1, twice, last vs. Green Bay, 1/15/11 - Divisional Round Playoff (w/Atlanta)

## GRIMES' GAME-BY-GAME STATISTICS

### 2015 (w/MIAMI)

DATE	OPP	TACKLES							INTERCEPTIONS					FUMBLES			ST TACKLES		
		T	S	A	TFL	SK	YDS	QH	NO	YDS	LG	TD	PD	FF	FR	YDS	T	S	A
Sept. 13	@WAS	2	1	1	0	0.0	0.0	0	1	2	2	0	1	0	0	0	0	0	0
Sept. 20	@JAX	6	5	1	0	0.0	0.0	0	0	0	0	0	2	0	0	0	0	0	0
Sept. 27	BUF	2	2	0	0	0.0	0.0	0	0	0	0	0	0	0	0	0	0	0	0
Oct. 4	NYJ	2	2	0	0	0.0	0.0	0	0	0	0	0	0	0	0	0	0	0	0
Oct. 18	@TEN	2	1	1	0	0.0	0.0	0	1	0	0	0	4	0	0	0	0	0	0
Oct. 25	HOU	3	2	1	0	0.0	0.0	0	0	0	0	0	2	0	0	0	0	0	0
Oct. 29	@NE	2	2	0	0	0.0	0.0	0	0	0	0	0	0	0	0	0	0	0	0
Nov. 8	@BUF	7	7	0	1	0.0	0.0	0	0	0	0	0	0	0	0	0	0	0	0
Nov. 15	@PHI								Inactive										
Nov. 22	DAL	5	4	1	0	0.0	0.0	0	1	17	17	0	1	0	0	0	0	0	0
Nov. 29	@NYJ	5	5	0	0	0.0	0.0	0	0	0	0	0	1	0	0	0	0	0	0
Dec. 6	BAL	4	3	1	0	0.0	0.0	0	0	0	0	0	1	0	0	0	0	0	0
Dec. 14	NYG	3	3	0	0	0.0	0.0	0	0	0	0	0	0	0	0	0	0	0	0
Dec. 20	@SD	3	2	1	0	0.0	0.0	0	1	1	1	0	2	0	0	0	0	0	0
Dec. 27	IND	2	2	0	0	0.0	0.0	0	0	0	0	0	0	0	0	0	0	0	0
Jan. 3	NE	1	1	0	0	0.0	0.0	0	0	0	0	0	0	0	0	0	0	0	0
<b>TOTALS</b>		<b>49</b>	<b>42</b>	<b>7</b>	<b>1</b>	<b>0.0</b>	<b>0.0</b>	<b>0</b>	<b>4</b>	<b>20</b>	<b>17</b>	<b>0</b>	<b>14</b>	<b>0</b>	<b>0</b>	<b>0</b>	<b>0</b>	<b>0</b>	<b>0</b>

## 2014 (W/MIAMI)

DATE	OPP	TACKLES							INTERCEPTIONS					FUMBLES			ST TACKLES		
		T	S	A	TFL	SK	YDS	QH	NO	YDS	LG	TD	PD	FF	FR	YDS	T	S	A
Sept. 7	NE	4	3	1	0	0.0	0.0	0	0	0	0	0	0	0	0	0	0	0	0
Sept. 14	@BUF	4	2	2	0	0.0	0.0	0	0	0	0	0	3	0	0	0	0	0	
Sept. 21	KC	6	6	0	0	0.0	0.0	0	0	0	0	0	0	1	0	0	0	0	
Sept. 28	@OAK	5	5	0	0	0.0	0.0	0	1	32	32	0	2	0	0	0	0	0	
Oct. 12	GB	7	7	0	0	0.0	0.0	0	0	0	0	0	1	0	0	0	0	0	
Oct. 19	@CHI	4	4	0	0	0.0	0.0	0	0	0	0	0	0	0	0	0	0	0	
Oct. 26	@JAX	3	2	1	0	0.0	0.0	0	1	22	22	1	1	0	0	0	0	0	
Nov. 2	SD	3	3	0	1	0.0	0.0	0	2	26	26	0	2	0	0	0	0	0	
Nov. 9	@DET	2	1	1	0	0.0	0.0	0	1	0	0	0	2	0	0	0	0	0	
Nov. 13	BUF	3	3	0	0	0.0	0.0	0	0	0	0	0	0	0	0	0	0	0	
Nov. 23	@DEN	2	2	0	0	0.0	0.0	0	0	0	0	0	0	0	0	0	0	0	
Dec. 1	@NYJ	5	3	2	0	0.0	0.0	0	0	0	0	0	0	0	0	0	0	0	
Dec. 7	BAL	3	2	1	0	0.0	0.0	0	0	0	0	0	1	0	0	0	0	0	
Dec. 14	@NE	2	0	2	0	0.0	0.0	0	0	0	0	0	0	0	0	0	0	0	
Dec. 21	MIN	3	3	0	0	0.0	0.0	0	0	0	0	0	0	0	0	0	0	0	
Dec. 28	NYJ	1	1	0	0	0.0	0.0	0	0	0	0	0	0	0	0	0	0	0	
<b>TOTALS</b>		<b>57</b>	<b>47</b>	<b>10</b>	<b>1</b>	<b>0.0</b>	<b>0.0</b>	<b>0</b>	<b>5</b>	<b>80</b>	<b>32</b>	<b>1</b>	<b>12</b>	<b>1</b>	<b>0</b>	<b>0</b>	<b>0</b>	<b>0</b>	

## 2013 (W/MIAMI)

DATE	OPP	TACKLES							INTERCEPTIONS					FUMBLES			ST TACKLES		
		T	S	A	TFL	SK	YDS	QH	NO	YDS	LG	TD	PD	FF	FR	YDS	T	S	A
Sept. 8	@CLE	2	2	0	0	0.0	0.0	0	0	0	0	0	1	0	0	0	0	0	
Sept. 15	@IND	5	4	1	0	0.0	0.0	0	1	0	0	0	3	0	0	0	0	0	
Sept. 22	ATL	3	3	0	0	0.0	0.0	0	0	0	0	0	1	0	0	0	0	0	
Sept. 30	@NO	3	3	0	0	0.0	0.0	0	0	0	0	0	0	0	0	0	0	0	
Oct. 6	BAL	5	5	0	0	0.0	0.0	0	0	0	0	0	1	0	0	0	0	0	
Oct. 20	BUF	3	2	1	0	0.0	0.0	0	0	0	0	0	0	0	0	0	0	0	
Oct. 27	@NE	3	1	2	0	0.0	0.0	0	0	0	0	0	0	0	0	0	0	0	
Oct. 31	CIN	5	5	0	0	0.0	0.0	0	1	94	94	1	1	0	0	0	0	0	
Nov. 11	@TB	1	1	0	0	0.0	0.0	0	0	0	0	0	3	0	0	0	0	0	
Nov. 17	SD	5	4	1	0	0.0	0.0	0	1	8	8	0	2	0	0	0	0	0	
Nov. 24	CAR	4	4	0	1	0.0	0.0	0	0	0	0	0	0	0	0	0	0	0	
Dec. 1	@NYJ	2	1	1	0	0.0	0.0	0	1	0	0	0	2	0	0	0	0	0	
Dec. 8	@PIT	3	2	1	0	0.0	0.0	1	0	0	0	0	1	0	0	0	0	0	
Dec. 15	NE	5	5	0	0	0.0	0.0	0	0	0	0	0	0	0	0	0	0	0	
Dec. 22	@BUF	6	5	1	0	0.0	0.0	0	0	0	0	0	0	0	0	0	0	0	
Dec. 29	NYJ	5	5	0	0	0.0	0.0	0	0	0	0	0	2	0	0	0	0	0	
<b>TOTALS</b>		<b>60</b>	<b>52</b>	<b>8</b>	<b>1</b>	<b>0.0</b>	<b>0.0</b>	<b>1</b>	<b>4</b>	<b>102</b>	<b>94</b>	<b>1</b>	<b>17</b>	<b>0</b>	<b>0</b>	<b>0</b>	<b>0</b>	<b>0</b>	

## 2012 (W/ATLANTA)

DATE	OPP	TACKLES							INTERCEPTIONS					FUMBLES			ST TACKLES		
		T	S	A	TFL	SK	YDS	QH	NO	YDS	LG	TD	PD	FF	FR	YDS	T	S	A
Sept. 9	@KC	6	6	0	0	0.0	0.0	0	0	0	0	0	0	0	0	0	0	0	
Sept. 17	DEN								Injured Reserve										
Sept. 23	@SD								Injured Reserve										
Sept. 30	CAR								Injured Reserve										
Oct. 7	@WAS								Injured Reserve										
Oct. 14	OAK								Injured Reserve										
Oct. 28	@PHI								Injured Reserve										
Nov. 4	DAL								Injured Reserve										
Nov. 11	@NO								Injured Reserve										
Nov. 18	ARI								Injured Reserve										
Nov. 25	@TB								Injured Reserve										
Nov. 29	NO								Injured Reserve										
Dec. 9	@CAR								Injured Reserve										
Dec. 16	NYG								Injured Reserve										
Dec. 22	@DET								Injured Reserve										
Dec. 30	TB								Injured Reserve										
<b>TOTALS</b>		<b>6</b>	<b>6</b>	<b>0</b>	<b>0</b>	<b>0.0</b>	<b>0.0</b>	<b>0</b>	<b>0</b>	<b>0</b>	<b>0</b>	<b>0</b>	<b>0</b>	<b>0</b>	<b>0</b>	<b>0</b>	<b>0</b>	<b>0</b>	

**2011 (W/ATLANTA)**

DATE	OPP	TACKLES						INTERCEPTIONS							FUMBLES			ST TACKLES		
		T	S	A	TFL	SK	YDS	QB	NO	YDS	LG	TD	PD	FF	FR	YDS	T	S	A	
Sept. 11	@CHI	2	2	0	0	0.0	0.0	0	0	0	0	0	3	0	0	0	0	0	0	
Sept. 18	PHI	6	5	1	0	0.0	0.0	0	0	0	0	0	0	0	0	0	0	0	0	
Sept. 25	@TB	5	5	0	0	0.0	0.0	0	0	0	0	0	0	0	0	0	0	0	0	
Oct. 2	@SEA	5	2	3	0	0.0	0.0	0	0	0	0	0	1	0	0	0	0	0	0	
Oct. 9	GB	7	6	1	0	0.0	0.0	0	0	0	0	2	1	0	0	0	0	0	0	
Oct. 16	CAR	4	3	1	0	0.0	0.0	0	1	29	29	0	1	0	0	0	0	0	0	
Oct. 23	@DET	4	3	1	0	0.0	0.0	0	0	0	0	0	2	0	0	0	1	1	0	
Nov. 6	@IND	1	1	0	0	0.0	0.0	0	0	0	0	0	0	0	0	0	1	0	1	
Nov. 13	NO	4	2	2	0	0.0	0.0	0	0	0	0	0	1	0	0	0	0	0	0	
Nov. 20	TEN	1	1	0	0	0.0	0.0	0	0	0	0	0	2	0	0	0	1	1	0	
Nov. 27	MIN	0	0	0	0	0.0	0.0	0	0	0	0	0	0	0	0	0	0	0	0	
Dec. 4	@HOU								Inactive											
Dec. 11	@CAR								Inactive											
Dec. 15	JAC								Inactive											
Dec. 26	@NO	7	5	2	0	0.0	0.0	0	0	0	0	0	2	0	0	0	0	0	0	
Jan. 1	TB								Inactive											
<b>TOTALS</b>		<b>46</b>	<b>35</b>	<b>11</b>	<b>0</b>	<b>0.0</b>	<b>0.0</b>	<b>0</b>	<b>1</b>	<b>29</b>	<b>29</b>	<b>0</b>	<b>14</b>	<b>1</b>	<b>0</b>	<b>0</b>	<b>3</b>	<b>2</b>	<b>1</b>	

**2010 (W/ATLANTA)**

DATE	OPP	TACKLES						INTERCEPTIONS							FUMBLES			ST TACKLES		
		T	S	A	TFL	SK	YDS	QB	NO	YDS	LG	TD	PD	FF	FR	YDS	T	S	A	
Sept. 12	@PIT	3	1	2	0	0.0	0.0	0	0	0	0	0	0	0	0	0	0	0	0	
Sept. 19	ARI	2	2	0	0	0.0	0.0	0	0	0	0	0	1	0	0	0	0	0	0	
Sept. 26	@NO	5	4	1	0	0.0	0.0	0	1	36	36	0	1	0	0	0	0	0	0	
Oct. 3	SF	2	2	0	0	0.0	0.0	0	0	0	0	0	2	0	0	0	0	0	0	
Oct. 10	@CLE	6	4	2	1	0.0	0.0	0	0	0	0	0	0	0	0	0	2	2	0	
Oct. 17	@PHI	12	10	2	1	0.0	0.0	0	0	0	0	0	1	0	0	0	0	0	0	
Oct. 24	CIN	4	4	0	0	0.0	0.0	0	0	0	0	0	1	0	0	0	1	1	0	
Nov. 7	TB	5	5	0	0	0.0	0.0	0	1	4	4	0	1	0	0	0	1	1	0	
Nov. 11	BAL	6	6	0	0	0.0	0.0	0	1	0	0	0	1	0	0	0	0	0	0	
Nov. 21	@STL	4	4	0	0	0.0	0.0	0	0	0	0	0	3	0	0	0	0	0	0	
Nov. 28	GB	6	6	0	0	0.0	0.0	0	0	0	0	0	0	0	0	0	1	1	0	
Dec. 5	@TB	7	6	1	0	0.0	0.0	0	1	33	33	0	6	0	0	0	0	0	0	
Dec. 12	@CAR	4	3	1	0	0.0	0.0	0	0	0	0	0	0	0	0	0	0	0	0	
Dec. 19	@SEA	3	3	0	0	0.0	0.0	0	1	11	11	0	5	0	0	0	0	0	0	
Dec. 27	NO	5	5	0	0	0.0	0.0	0	0	0	0	0	0	0	0	0	1	1	0	
Jan. 2	CAR	7	5	2	0	0.0	0.0	0	0	0	0	0	1	0	0	0	0	0	0	
<b>TOTALS</b>		<b>81</b>	<b>70</b>	<b>11</b>	<b>2</b>	<b>0.0</b>	<b>0.0</b>	<b>0</b>	<b>5</b>	<b>84</b>	<b>36</b>	<b>0</b>	<b>23</b>	<b>0</b>	<b>0</b>	<b>0</b>	<b>6</b>	<b>6</b>	<b>0</b>	
PLAYOFFS																				
Jan. 15	GB	7	7	0	0	0.0	0.0	0	0	0	0	0	0	0	1	-2	0	0	0	
<b>TOTALS</b>		<b>7</b>	<b>7</b>	<b>0</b>	<b>0</b>	<b>0.0</b>	<b>0.0</b>	<b>0</b>	<b>0</b>	<b>0</b>	<b>0</b>	<b>0</b>	<b>0</b>	<b>0</b>	<b>1</b>	<b>-2</b>	<b>0</b>	<b>0</b>	<b>0</b>	

**2009 (W/ATLANTA)**

DATE	OPP	TACKLES						INTERCEPTIONS							FUMBLES			ST TACKLES		
		T	S	A	TFL	SK	YDS	QB	NO	YDS	LG	TD	PD	FF	FR	YDS	T	S	A	
Sept. 13	MIA	3	3	0	0	0.0	0.0	0	0	0	0	0	0	0	0	0	0	0	0	
Sept. 20	CAR	1	0	1	0	0.0	0.0	0	0	0	0	0	1	0	0	0	0	0	0	
Sept. 27	@NE	1	1	0	0	0.0	0.0	0	0	0	0	0	0	0	0	0	0	0	0	
Oct. 11	@SF	2	2	0	0	0.0	0.0	0	0	0	0	0	1	0	0	0	0	0	0	
Oct. 18	CHI	4	3	1	0	0.0	0.0	0	0	0	0	0	0	0	0	0	0	0	0	
Oct. 25	@DAL	3	3	0	0	0.0	0.0	0	0	0	0	0	1	0	1	0	0	0	0	
Nov. 2	@NO	7	7	0	0	0.0	0.0	0	1	0	0	0	2	0	0	0	1	1	0	
Nov. 8	WAS	1	1	0	0	0.0	0.0	0	0	0	0	0	0	0	0	0	0	0	0	
Nov. 15	@CAR	5	5	0	0	0.0	0.0	0	0	0	0	0	0	0	0	0	0	0	0	
Nov. 22	@NYG	7	5	2	0	0.0	0.0	0	1	9	9	0	2	0	0	0	3	3	0	
Nov. 29	TB	1	1	0	0	0.0	0.0	0	0	0	0	0	0	0	0	0	0	0	0	
Dec. 6	PHI	2	2	0	0	0.0	0.0	0	0	0	0	0	0	0	0	0	1	1	0	
Dec. 13	NO	7	7	0	0	0.0	0.0	0	0	0	0	0	0	0	0	0	0	0	0	
Dec. 20	@NYJ	5	5	0	1	0.0	0.0	0	2	-3	1	0	2	0	0	0	1	1	0	
Dec. 27	BUF	9	9	0	0	0.0	0.0	0	1	11	11	0	1	0	0	0	0	0	0	
Jan. 3	@TB	2	2	0	0	0.0	0.0	0	1	0	0	0	3	0	0	0	0	0	0	
<b>TOTALS</b>		<b>60</b>	<b>56</b>	<b>4</b>	<b>1</b>	<b>0.0</b>	<b>0.0</b>	<b>0</b>	<b>6</b>	<b>17</b>	<b>11</b>	<b>0</b>	<b>13</b>	<b>0</b>	<b>1</b>	<b>0</b>	<b>6</b>	<b>6</b>	<b>0</b>	

2008 (W/ATLANTA)

DATE	OPP	TACKLES							INTERCEPTIONS					FUMBLES			ST TACKLES		
		T	S	A	TFL	SK	YDS	QH	NO	YDS	LG	TD	PD	FF	FR	YDS	T	S	A
Sept. 7	DET	6	6	0	1	0.0	0	0	0	0	0	0	0	0	0	0	0	0	0
Sept. 14	@TB	3	2	1	0	0.0	0.0	0	0	0	0	0	1	0	0	0	1	1	0
Sept. 21	KC	1	1	0	0	0.0	0.0	0	1	25	0	0	2	0	0	0	0	0	
Sept. 28	@CAR	10	9	1	1	0.0	0.0	0	0	0	0	0	1	0	0	0	0	0	
Oct. 5	@GB	5	5	0	1	0.0	0.0	0	0	0	0	0	0	0	0	0	0	0	
Oct. 12	CHI	5	5	0	0	0.0	0.0	0	0	0	0	0	2	0	0	0	0	0	
Oct. 26	@PHI	0	0	0	0	0.0	0.0	0	0	0	0	0	0	0	0	0	1	1	
Nov. 2	@OAK	0	0	0	0	0.0	0.0	0	0	0	0	0	0	0	0	0	0	0	
Nov. 9	NO	0	0	0	0	0.0	0.0	0	0	0	0	0	0	0	0	0	0	0	
Nov. 16	DEN								Inactive										
Nov. 23	CAR	1	0	1	0	0.0	0.0	0	0	0	0	0	0	0	0	0	0	0	
Nov. 30	@SD								Inactive										
Dec. 7	@NO								Inactive										
Dec. 14	TB								Inactive										
Dec. 21	@MIN	0	0	0	0	0.0	0.0	0	0	0	0	0	0	0	0	0	0	0	
Dec. 28	STL	0	0	0	0	0.0	0.0	0	0	0	0	0	0	0	0	0	0	0	
<b>TOTALS</b>		<b>31</b>	<b>28</b>	<b>3</b>	<b>3</b>	<b>0.0</b>	<b>0.0</b>	<b>0</b>	<b>1</b>	<b>25</b>	<b>0</b>	<b>0</b>	<b>6</b>	<b>0</b>	<b>0</b>	<b>0</b>	<b>2</b>	<b>2</b>	<b>0</b>
<b>PLAYOFFS</b>																			
Jan. 15	GB	0	0	0	0	0.0	0.0	0	0	0	0	0	0	0	0	0	0	0	0
<b>TOTALS</b>		<b>0</b>	<b>0</b>	<b>0</b>	<b>0</b>	<b>0.0</b>	<b>0.0</b>	<b>0</b>	<b>0</b>	<b>0</b>	<b>0</b>	<b>0</b>	<b>0</b>	<b>0</b>	<b>0</b>	<b>0</b>	<b>0</b>	<b>0</b>	<b>0</b>

2007 (W/DENVER)

DATE	OPP	TACKLES							INTERCEPTIONS					FUMBLES			ST TACKLES		
		T	S	A	TFL	SK	YDS	QBP	NO	YDS	LG	TD	PD	FF	FR	YDS	T	S	A
Sept. 9	@MIN								Atlanta Practice Squad										
Sept. 16	@JAC								Atlanta Practice Squad										
Sept. 23	CAR								Atlanta Practice Squad										
Sept. 30	HOU								Atlanta Practice Squad										
Oct. 7	@TEN								Atlanta Practice Squad										
Oct. 15	NYG								Atlanta Practice Squad										
Oct. 21	@NO								Atlanta Practice Squad										
Nov. 4	SF								Atlanta Practice Squad										
Nov. 11	@CAR								Atlanta Practice Squad										
Nov. 18	TB								Atlanta Practice Squad										
Nov. 22	IND								Atlanta Practice Squad										
Dec. 2	@STL								Atlanta Practice Squad										
Dec. 10	NO								Atlanta Practice Squad										
Dec. 16	@TB								Atlanta Practice Squad										
Dec. 23	@ARI	11	10	1	0	0.0	0.0	0	0	0	0	0	0	0	0	0	0	0	0
Dec. 30	SEA	0	0	0	0	0.0	0.0	0	0	0	0	0	0	0	0	0	1	1	0
<b>TOTALS</b>		<b>11</b>	<b>10</b>	<b>1</b>	<b>0</b>	<b>0.0</b>	<b>0.0</b>	<b>0</b>	<b>0</b>	<b>0</b>	<b>0</b>	<b>0</b>	<b>0</b>	<b>0</b>	<b>0</b>	<b>0</b>	<b>1</b>	<b>1</b>	<b>0</b>

ADMINISTRATION

PLAYERS

2015 REVIEW

HISTORY

RECORDS

SIDELINES



## VERNON HARGREAVES III

**CORNERBACK**

**HT: 5-10 WT: 204**

**DOB: 6/3/95**

**NFL: ROOKIE**

**ACQ: D1-'16**

**COLLEGE: FLORIDA**

# 28

### ACQUIRED BY BUCS:

- x Selected in the first round (11th overall) of the 2016 NFL Draft by the Buccaneers.

### COLLEGE:

- x Started 35-of-37 career games played at Florida (2013-15), totaling 121 tackles, three tackles for loss, 28 passes defended, nine interceptions (returned 191 yards), two fumble recoveries and one forced fumble.
- x Declared for the NFL Draft following his junior season.
- x Named first-team All-Southeastern Conference (SEC) all three years, including unanimous selection following both his junior and sophomore campaigns.
- x A semifinalist for the Chuck Bednarik Award in both 2014 and 2015, presented annually to the best defensive player in the country.
- x Earned unanimous All-American status in 2015 after starting 13 games, registering 33 tackles, one tackle for loss, eight passes defended, four interceptions (returned 152 yards) and one forced fumble.
- x One of three finalists for the Jim Thorpe Award in 2015, given annually to the nation's best defensive back.
- x In 2014, started 12 games, recording 50 tackles, two tackles for loss, 16 passes defended, two interceptions and two fumble recoveries, earning All-American honors from TSN, CBS and ESPN.
- x His 1.33 passes defended per game were the third-most in the SEC.
- x As a freshman, was named third-team All-American by the Associated Press (AP), National Defensive Freshman of the Year by College Football News, first-team Freshman All-American by College Football News, Sporting News, Football Writers Association of America (FWAA), 247sports.com and Athlon Sports.
- x Played in 12 games, starting the final 10, tallying 38 tackles, 14 passes defended and three interceptions

(returned 39 yards), earning SEC Newcomer of the Year honors from Athlon Sports to go along with first-team All-SEC selection from the AP, the league's coaches, Athlon Sports and Sporting News, while being named to the Freshman All-SEC team.

### PERSONAL:

- x Attended Paul R. Wharton High School (Tampa, Florida) for his final three years, where he was coached by David Mitchell.
- x Played in the Under Armour All-America game, earning MVP honors.
- x Earned the National Defensive Player of the Year at the 58th Touchdown Club of Columbus Awards.
- x Named All-Western Conference, All-Hillsborough, All-Suncoast, All-State, Class 8A Defensive Player of the Year and the Guy Toph Award winner as Hillsborough County's top senior football player, following his senior season.
- x A finalist for the 2012 Florida Dairy Farmers Mr. Football Awards.
- x Chosen as the Tampa Bay Times' All-Hillsborough Defensive Player of the Year and a USA Today first-team All-American.
- x His father, Vernon Hargreaves, Jr. is the linebackers coach at Arkansas.
- x Born Vernon Hargreaves III on June 3, 1995 in Hartford, Connecticut.

### COMMUNITY:

- x In June 2016, hosted a Play 60 event for children from the Jackson Heights NFL Y.E.T. Center.
- x In June 2016, toured MacDill Air Force Base to greet military servicemen and servicewomen and learn about the important role that the base plays in the Tampa community and beyond.
- x In May 2016, went bowling with rookie or first-year firefighters and paramedics from the City of Tampa.

**JOE HAWLEY**

CENTER

HT: 6-3 WT: 302

DOB: 10/22/88

NFL: 7TH YEAR

ACQ: FA, 2015

COLLEGE: UNLV

**ACQUIRED BY BUCS:**

- × Signed by Tampa Bay as a free agent on September 14, 2015.

**ORIGINALLY ENTERED NFL:**

- × Originally entered the NFL as a fourth-round pick, (117th overall) of the Atlanta Falcons in the 2010 NFL Draft.

**CAREER HIGHLIGHTS:**

- × Spent five seasons with Atlanta (2010-14) before joining Tampa Bay.
- × Has played in 72 regular season games with 37 starts, and has started 1-of-2 career postseason contests, seeing time at both center and right guard.
- × During his time in Atlanta, was part of an offensive line that helped block for Falcons quarterback Matt Ryan, who averaged 272.6 passing yards during that time (eighth-most in the NFL), throwing 143 touchdown passes (sixth-most in the NFL) for a 93.2 passer rating (ninth-best in the NFL), while being sacked on only 4.8 percent of his dropbacks (sixth-fewest in the NFL, min. 1,000 attempts).
- × In 2011, helped pave the way for RB Michael Turner, who led the NFC in rushing with 1,340 yards.
- × Started first career game in Week 1 of the 2011 season, at Carolina (9/11/11).
- × Made NFL debut in Week 2 of his rookie season, vs. Atlanta (9/19/10).

**2015 HIGHLIGHTS:**

- × Signed by Tampa Bay on September 14.
- × Played in 15 games on the season, with 14 starts.
- × In 2015, helped block for an offense that finished the season ranked fifth in the league in total offense (375.9 ypg) and fifth in rushing (134.9 ypg), while tying for the league lead in rushing average (4.8).
- × Part of a unit that helped the offense to a franchise-record 6,014 net yards on the year, while also recording 2,162 rushing yards for the second-most in a single season in team history.
- × Part of an offensive line that allowed only 27 sacks over the season, the third-fewest since 1983 when sacks became an official statistic.

- × Recorded Buccaneers debut at New Orleans (9/20), stepping in at center for an injured Evan Smith.
- × Started at Houston (9/27) and vs. Carolina (10/4).
- × Part of an offensive line that blocked for RB Doug Martin's 106 rushing yards vs. Carolina (10/4).
- × Against Jacksonville (10/4), was part of a unit that helped Martin rush 123 yards with two rushing touchdowns against the Jaguars' No. 4-ranked run defense.
- × At Washington (10/25), helped Martin to 136 yards rushing, marking him as only the third running back in franchise history to post three or more consecutive games with at least 100 rushing yards.
- × The team's 190 rushing yards against Washington are the most this season and the most since 2013 (205 at Seattle, 11/3/13).
- × Helped block for Tampa Bay's 117 rushing yards in an overtime win at Atlanta (11/1).
- × Against the New York Giants (11/8), helped the team to 136 rushing yards, marking the fifth consecutive game with at least 100 yards on the ground, the longest streak for the franchise since 2010 (seven games).
- × At Philadelphia (11/22), helped the team to a historic 283 rushing yards, the most in team history, including 235 rushing yards for running back Doug Martin, marking the second-most single-game rushing yards for a player in team history.
- × In the first half at Philadelphia (11/22), part of a unit that aided in a collection of 216 yards, the most by an NFL team in a first half since 2006 (Jacksonville, 251 vs. Indianapolis, 12/10/06).
- × At Indianapolis (11/29), helped the team to 132 rushing yards, 97 yards of which were gained by Martin, including a 56-yard rush against the Colts, Martin's third 50+-yard rush this season, tied for the most this season.
- × Against Atlanta (12/6), started at center, where he helped the team to 166 rushing yards and 388 yards from scrimmage.
- × Started vs. New Orleans (12/13).
- × Started at St. Louis (12/17), helping the team to 146 rushing yards and 509 yards of total offense, the

fifth-most in a single game in franchise history and marking the team's sixth game this season with at least 375 yards, the second-most such games in a single season in team history.

- x Part of an offensive line that did not allow a sack at St. Louis (12/17).
- x Started vs. Chicago (12/27), where the offensive line helped the team to its sixth consecutive game with over 100 rushing yards, the longest stretch for the Buccaneers since 2010 (seven consecutive games).
- x Started at Carolina (1/3).

## COLLEGE/PERSONAL

- x Started 33-of-47 career games at UNLV (2006-09), spending time at center and right guard, including starting every game as a junior and senior.
- x Won the Rebel Spirit Award, given to the senior who showed the most toughness, positive attitude and strong commitment to his teammates.
- x Attended Esperanza High School (Anaheim, California).

x Earned 2005 PrepStar All-West Region Honors as he helped his team to an 11-3 record and an appearance in the state finals.

- x Named Sunset League Offensive Lineman of the Year in 2005.
- x Born Joe Hawley on October 22, 1988 in Bakersfield, California.

## COMMUNITY

- x Helps sponsor "Turkey Time with the O-Line," a Thanksgiving program carried out by the offensive line which provides hundreds of Thanksgiving meals each year for local families in need.
- x Has participated in three military appreciation tours, visiting U.S. troops stationed in Diego Garcia and Singapore (2014), Alaska (2015), and South Korea (2016) to watch the Super Bowl alongside U.S. service members and to thank them for their efforts.
- x Teamed up with Operation Homefront of Georgia to treat military families to a special night of dinner and games at Dave & Busters before Christmas in 2012.

## HAWLEY'S CAREER STATISTICS

**Games/Starts:** ATL: 2010: 15/0 (P:1/0); 2011: 16/12 P: (1/1); 2012: 6/0; 2013: 16/7 2014: 4/4; TB: 2015: 15/14

**Career Totals:** 72/37 (P:2/2)

**Miscellaneous Tackles:** 6 – 2 in 2015; 1 in 2014, 2 in 2013, 1 in 2011

**Fumbles-Lost:** 3-1 – 2-1 in 2015; 1-0 in 2013

**Fumble Recoveries:** 1 – 1 in 2015

11

**ADAM HUMPHRIES**

**WIDE RECEIVER**  
**HT: 5-11 WT: 195**  
**DOB: 6/24/93**  
**NFL: 2ND YEAR**  
**ACQ: FA-'15**  
**COLLEGE: CLEMSON**

**ACQUIRED BY BUCS:**

- × Signed by Tampa Bay as a college free agent on May 11, 2015

**CAREER HIGHLIGHTS:**

- × Saw first NFL action vs. Tennessee (9/13/2015), recording his first receptions.
- × Recorded first career touchdown reception vs. New Orleans (12/13/2015).

**2015 HIGHLIGHTS:**

- × Has played in 13 games on the season.
- × Recorded NFL and Buccaneers debut vs. Tennessee (9/13), finishing with two receptions for 14 yards.
- × Inactive at Houston (9/27).
- × Caught three passes for 14 yards at Atlanta (11/1), including a six-yard reception on third-and-5 during overtime to keep alive what would be the game-winning drive.
- × Finished vs. New York Giants (11/8) with five receptions for 55 yards, both career-highs.
- × Against Dallas (11/15), caught two passes for 25 yards, including a career-long 19-yard catch.
- × At Philadelphia (11/22), caught four passes for 50 yards.
- × At Indianapolis, recorded two receptions for 20 yards.
- × Caught one pass for six yards vs. Atlanta (12/6).
- × Against New Orleans (12/13), recorded one reception, a six-yard catch for a score – his first career touchdown.
- × At St. Louis (12/17), caught six passes on six targets, totaling 60 yards.
- × Finished with one reception for 10 yards vs. Chicago (12/27).
- × Saw time at Carolina (1/3).

**COLLEGE/PERSONAL:**

- × Played in 53 games at Clemson (2011-14), with 27 starts, totaling 127 receptions for 1,097 yards (8.6 avg.) and three touchdowns, 10 carries for 24 yards and one touchdown and 69 punt returns for 476 yards (6.9 avg.) and one touchdown.
- × Tied for the fourth-most games played in school history.

- × Named a permanent co-captain as a senior (2014), recording 30 receptions for 204 yards, five carries for five yards and one touchdown and 31 punt returns for 178 yards and one touchdown.
- × Notched his first career rushing touchdown against South Carolina State (9/6/14)
- × Named national punt returner-of-the-week by the College Football Performance Awards and ACC Specialist of the Week after scoring on a 72-yard punt return against Louisville (10/11/14), his first career punt return touchdown.
- × Caught 41 passes for 483 yards (11.8 avg.) and two touchdowns as junior (2013), while returning 20 punts for 212 yards (10.6 avg.) over 13 games, with 10 starts.
- × Had a career game against Syracuse (10/5/13), catching three passes for 118 yards (39.3 avg.) and two touchdowns, while adding 40 yards on four punt returns, earning special teams player of the game honors.
- × An ACC Academic Honor Roll member as a sophomore (2012), finishing the season with 41 receptions for 280 yards and one touchdown, adding 12 rushing yards on three carries and 18 punt returns for 86 yards.
- × Caught his first career touchdown against Maryland (11/10/12).
- × As a true freshman (2011), caught 15 passes for 130 yards and rushed twice for seven yards.
- × Graduated with a degree in parks, recreation and tourism management.
- × Attended Dorman High School (Roebuck, South Carolina).
- × Played in the Shrine Bowl following his senior season, when he helped his team to a 14-1 record and an appearance in the state championship game.
- × No. 19 player in South Carolina by Super Prep and the Hometown News Player of the Year.
- × Also played on high school basketball team.
- × Born Adam Humphries on June 24, 1993 in Spartanburg, South Carolina.



**COMMUNITY:**

- x In December 2015, visited patients battling injury and illness at All Children's Hospital in St. Petersburg.
- x In November 2015, congratulated students at Pinellas Park Middle School for winning the Fuel Up To Play 60 "Defend Your Turf Challenge" through a special assembly and P.E. class.
- x In September 2015, served lunch to more than 250 hungry and homeless men and women at Trinity Café.
- x In July 2015, went bowling with rookie or first-year firefighters and paramedics.
- x In May 2015, toured MacDill Air Force Base to greet military servicemen and servicewomen and learn about the important role that the base plays in the Tampa community.
- x In May 2015, visited wounded warriors recovering from injury and illness at James A. Haley Veterans' Hospital in Tampa.

**HUMPHRIES' CAREER STATISTICS**

YEAR	TEAM	GP	GS	RECEIVING					RUSHING				
				NO	YDS	AVG	LG	TD	ATT	YDS	AVG	LG	TD
2015	Tampa Bay	13	0	27	260	9.6	27	1	0	0	-	-	0
NFL Totals		13	0	27	260	9.6	27	1	0	0	-	-	0

**HUMPHRIES' GAME-BY-GAME STATISTICS**

2015 DATE	OPP	NO	YDS	RECEIVING				ATT	YDS	RUSHING		
				AVG	LG	TD	AVG			LG	TD	
Sept. 13	TEN	2	14	7.0	12	0	0	0	-	-	0	
Sept. 20	@NO	0	0	-	-	0	0	0	-	-	0	
Sept. 27	@HOU					Inactive						
Oct. 4	CAR	0	0	-	-	0	0	0	-	-	0	
Oct. 11	JAC					Practice Squad						
Oct. 25	@WAS					Practice Squad						
Nov. 1	@ATL	3	14	4.7	6	0	0	0	-	-	0	
Nov. 8	NYG	5	55	11.0	16	0	0	0	-	-	0	
Nov. 15	DAL	2	25	12.5	19	0	0	0	-	-	0	
Nov. 22	@PHI	4	50	12.5	27	0	0	0	-	-	0	
Nov. 29	@IND	2	20	10.0	11	0	0	0	-	-	0	
Dec. 6	ATL	1	6	6.0	6	0	0	0	-	-	0	
Dec. 13	NO	1	6	6.0	6t	1	0	0	-	-	0	
Dec. 17	@STL	6	60	10.0	14	0	0	0	-	-	0	
Dec. 27	CHI	1	10	10.0	10	0	0	0	-	-	0	
Jan. 3	@CAR	0	0	-	-	0	0	0	-	-	0	
<b>TOTALS</b>		<b>27</b>	<b>260</b>	<b>9.6</b>	<b>27</b>	<b>1</b>	<b>0</b>	<b>0</b>	<b>-</b>	<b>-</b>	<b>0</b>	



### ACQUIRED BY BUCS:

- × Signed by Tampa Bay on March 13, 2012 as an unrestricted free agent from San Diego.

### ORIGINALLY ENTERED NFL:

- × Originally selected by the San Diego Chargers in the second round (61st overall) of the 2005 NFL Draft.

### AWARDS & ACCOLADES:

- × 3x Pro Bowl Selection (2009, 2011-12).
- × 2015 NFL Salute to Service Award Winner.
- × 3x Buccaneers Man of the Year (2013-15).

### CAREER HIGHLIGHTS:

- × Played seven seasons with San Diego (2005-11) before joining Tampa Bay in 2012.
- × Has played in 150 games, starting 132.
- × Started 69 consecutive games, from Week 14 of the 2010 season through Week 1 of the 2015 season.
- × Is one of only 14 active players to have recorded at least 500 receptions in his career (Jackson's 500th came at Houston on 9/27/2015).
- × Eighth in Buccaneers history with 20 touchdown receptions.
- × Has 4,153 receiving yards as a Buccaneer, the fourth-most in franchise history
- × Has 29 career regular 100-yard receiving games, including 13 with Tampa Bay, third-most in franchise history.
- × Has posted six 1,000-yard receiving seasons, recording 1,098 yards in 2008; 1,167 yards in 2009; and 1,106 yards in 2011, 1,384 yards in 2012, 1,189 yards in 2013 and 1,002 yards in 2014.
- × Jackson's six 1,000-yard receiving seasons are tied for the sixth-most among active players, while his six since 2008 are tied for the most by any player in the NFL during that span. His four consecutive 1,000-yard seasons are tied for the longest active streak.
- × In 2012, set career high in receiving yards (1,384).

- × In 2013, set career high in receptions (74).
- × Led the league in yards per catch in 2012, with a 19.2 ypc average.
- × Tied for second in the league with a 17.2 ypc avg in 2009, making him the only receiver in the NFL to average more than 17.0 ypc each in both 2008 (18.6 ypc) and 2009.
- × Three-time Pro Bowler, voted to the All-Star game following his performance in the 2009, 2011 and 2012 seasons.
- × Winner of the 2015 NFL Salute to Service Award presented by USAA.

### 2015 HIGHLIGHTS:

- × Voted an offensive team captain for the 2015 season.
- × Placed on Injured Reserve on December 30 with a knee injury.
- × Played in 10 games on the season, starting nine.
- × Inactive for five games on the season due to injury (at Atlanta, 11/1; vs. NY Giants, 11/8; vs. Dallas, 11/15; at St. Louis, 12/17; vs. Chicago, 12/27).
- × Started vs. Tennessee (9/13), recording four receptions for 51 yards.
- × At New Orleans (9/20), caught three passes for 54 yards and one touchdown, moving to eighth all-time in franchise history with 18 touchdown receptions.
- × Started at Houston (9/27), catching two passes for 40 yards and recording his 500th career regular season reception, becoming one of only 14 active players to have caught 500 passes.
- × Started vs. Carolina (10/4), finishing with 10 receptions for 147 yards and one touchdown.
- × Finished in start vs. Jacksonville (10/11) with one reception for 14 yards, moving him to fourth-most in receiving yards in franchise history, while also hauling in the completion on a two-point conversion in the third quarter which gave the Buccaneers the lead which they would hold the remainder of the

game and recovering an onside kick to end a late comeback attempt by the Jaguars.

- x Started at Washington (10/24), catching one pass for 13 yards.
- x Returned from injury to start at Philadelphia (11/22), recording four receptions for 56 yards and one touchdown.
- x Started at Indianapolis (11/29), catching four passes for a team-leading 76 yards.
- x Started against Atlanta (12/6), recording three receptions for a team-leading 87 yards, including a season-long 36-yard catch.
- x Caught one pass for five yards in start vs. New Orleans (12/13), before leaving with a knee injury.

### COLLEGE:

- x Recorded a school-record 177 receptions for 3,548 yards and 37 touchdowns while at Northern Colorado (2002-04), in addition to amassing 1,024 yards on punt returns.
- x Named All-Great West Conference Offensive Player of the Year as a senior in 2004, as well as earning first-team all-conference honors.
- x Led the team to NCAA semifinals as a junior while being named second-team All-America by the Associated Press and Sports Network.
- x Also started for Northern Colorado in basketball.
- x Majored in business.

### COMMUNITY:

- x Named the 2015 NFL Salute to Service Award Winner, presented by USAA, for his commitment to honoring and supporting military service members and their families. In 2014, was also one of two finalists for the award.
- x In 2013, 2014, and 2015 was named the Buccaneers Man of the Year for his leadership on the field and in the community.
- x Launched the Jackson in Action 83 Foundation on Veterans' Day 2012 to help military members stay connected with their children during deployments and help raise awareness and support for U.S. military families.
- x Sponsors military families at every Buccaneers home game through the "Jackson in Action" Front Row Fans section at Raymond James Stadium.
- x Along with his wife, Lindsey, and with support from the Buccaneers, published "Danny Dogtags: Dealing with Deployment," a children's book to help kids cope with a loved one leaving home on deployment.
- x Hosts the "Youth in Action Camp" for military children each June at One Buccaneer Place.
- x Was invited to fly with the United States Air Force Thunderbirds in March 2014.

x Served as Grand Marshal for the Firestone Grand Prix of St. Petersburg in March 2015.

- x In March 2014, participated in the "Fashion Funds for the Cure" fashion show benefitting the Pediatric Cancer Foundation.
- x Throughout the 2013-14, 2014-15, and 2015-16 school years, hosted a "Salute to Reading" program for local students, with the goal of inspiring and rewarding outstanding students at the elementary level for reading improvement.
- x Helped host a "Salute to Service Barbecue" with USAA at MacDill Air Force Base in November 2013 to thank military members for their service.
- x Led by the country's second highest-ranked military officer—Admiral James A. Winnefeld Jr.—participated in a USO Tour to the Middle East in March 2013 to greet military stationed overseas.
- x Helped organize a surprise reunion for SSgt. Austin Story and his family at One Buccaneer Place in November 2012.
- x Spoke to students at Northwest Elementary about the importance of physical fitness, helped present a \$10,000 Play 60 grant, and led students through a P.E. class to congratulate the winners of the Play 60 Super School contest in November 2012.
- x Participated in the annual "Chalk Talk with the Buccaneers" chamber of commerce luncheon in September 2012, greeting fans and speaking on the excitement for the 2012 season.
- x Greeted fans and signed autographs at the Buccaneers Official Draft Party, presented by Miller Lite, in April 2012.

### PERSONAL:

- x Attended Widefield High School (Colorado Springs, CO), earning football honorable mention all-state honors as a senior, in addition to accumulating a 4.1 GPA.
- x Also lettered in basketball.
- x Earned a Bachelor of Science degree from University of South Florida's Muma College of Business in the spring of 2016.
- x Is an active businessman off the field, involved in real estate, restaurants, and fitness centers.
- x He and wife Lindsey have one son, Carter Action Jackson, and one daughter, Amaya Rae Jackson.
- x Born Vincent Jackson on January 14, 1983, in Fort Polk, Louisiana.

## JACKSON'S CAREER STATISTICS

YEAR	TEAM	GP	GS	RECEIVING					RUSHING				
				NO	YDS	AVG	LG	TD	ATT	YDS	AVG	LG	TD
2005	San Diego	8	0	3	59	19.7	21	0	0	0	-	-	0
2006	San Diego	16	7	27	453	16.8	55	6	3	16	5.3	8	0
2007	San Diego	16	16	41	623	15.2	45	3	0	0	-	-	0
2008	San Diego	16	16	59	1,098	18.6	60	7	4	69	17.3	31	0
2009	San Diego	15	15	68	1,167	17.2	55	9	3	11	3.7	12	0
2010	San Diego	5	5	14	248	17.7	58t	3	1	14	14.0	14	0
2011	San Diego	16	16	60	1,106	18.4	58	9	3	51	17.0	41	0
2012	Tampa Bay	16	16	72	1,384	19.2	95	8	0	0	-	-	0
2013	Tampa Bay	16	16	78	1,224	15.7	60	7	1	0	0.0	0	0
2014	Tampa Bay	16	16	70	1,002	14.3	50	2	0	0	-	-	0
2015	Tampa Bay	10	9	33	543	16.5	36	3	0	0	-	-	0
<b>NFL Totals</b>		<b>150</b>	<b>132</b>	<b>525</b>	<b>8,907</b>	<b>17.0</b>	<b>95</b>	<b>57</b>	<b>15</b>	<b>161</b>	<b>10.7</b>	<b>41</b>	<b>0</b>

PLAYOFFS YEAR	TEAM	GP	GS	RECEIVING					RUSHING				
				NO	YDS	AVG	LG	TD	ATT	YDS	AVG	LG	TD
2006	San Diego	1	1	2	43	21.5	31	0	0	0	-	-	0
2007	San Diego	3	3	18	300	16.7	34	2	0	0	-	-	0
2008	San Diego	2	2	2	49	24.5	41t	1	0	0	-	-	0
2009	San Diego	1	1	7	111	15.9	37	0	0	0	-	-	0
<b>Postseason</b>		<b>7</b>	<b>7</b>	<b>29</b>	<b>503</b>	<b>17.3</b>	<b>41t</b>	<b>3</b>	<b>0</b>	<b>0</b>	<b>-</b>	<b>-</b>	<b>0</b>

### SINGLE-GAME HIGHS

**Receptions:** 10, five times, last vs. Carolina, 10/4/12

**Receiving Yards:** 216, vs. New Orleans, 10/21/12

**Receiving TDs:** 3, twice, last vs. San Francisco, 12/16/10 (w/San Diego)

**Long Reception:** 95, vs. New Orleans, 10/21/12

**29 100-Yard Receiving Games** (13 with Tampa Bay; 2 in postseason w/SD)

### ADDITIONAL STATS

**2 Pt. Conversions:** 3 – 1 in 2015, 1 in 2012, 1 in 2006  
**Fumbles-Lost:** 3-2 – 1-1 in 2014, 1-0 in 2013, 1-1 in 2008

**Misc. Tackles:** 19 (4 in 2014, 5 in 2013, 3 in 2012, 4 in 2011, 1 in 2009, 1 in 2008, 1 in 2007\* 1 in 2005).

**Special Teams Tackles:** 3 – 1 in 2012, 1 in 2006, 1 in 2005

**Forced Fumbles:** 1 – 1 in 2007\*

\*2007 AFC Conference Championship Game (w/SD)

## JACKSON'S GAME-BY-GAME STATISTICS

2015 DATE	OPP	NO	YDS	RECEIVING				ATT	YDS	RUSHING		
				AVG	LG	TD	AVG			LG	TD	
Sept. 13	TEN	4	51	12.8	18	0	0	0	-	-	0	
Sept. 20	@NO	3	54	18.0	22	1	0	0	-	-	0	
Sept. 27	@HOU	2	40	20.0	21	0	0	0	-	-	0	
Oct. 4	CAR	10	147	14.7	23	1	0	0	-	-	0	
Oct. 11	JAC	1	14	14.0	14	0	0	0	-	-	0	
Oct. 25	@WAS	1	13	13.0	13	0	0	0	-	-	0	
Nov. 1	@ATL								Inactive			
Nov. 8	NYG								Inactive			
Nov. 15	DAL								Inactive			
Nov. 22	@PHI	4	56	14.0	24	1	0	0	-	-	0	
Nov. 29	@IND	4	76	19.0	21	0	0	0	-	-	0	
Dec. 6	ATL	3	87	29.0	36	0	0	0	-	-	0	
Dec. 13	NO	1	5	5.0	5	0	0	0	-	-	0	
Dec. 17	@STL								Inactive			
Dec. 27	CHI								Inactive			
Jan. 3	@CAR								Injured Reserve			
<b>TOTALS</b>		<b>33</b>	<b>543</b>	<b>16.5</b>	<b>36</b>	<b>3</b>	<b>0</b>	<b>0</b>	<b>-</b>	<b>-</b>	<b>0</b>	

## 2014

DATE	OPP	NO	YDS	RECEIVING				ATT	YDS	RUSHING		
				AVG	LG	TD	AVG			LG	TD	
Sept. 7	CAR	4	36	9.0	15	0	0	0	-	-	0	
Sept. 14	STL	4	51	12.8	20	0	0	0	-	-	0	
Sept. 21	@ATL	2	15	7.5	12	1	0	0	-	-	0	
Sept. 28	@PIT	3	32	10.7	18	1	0	0	-	-	0	
Oct. 5	@NO	8	144	18.0	34	0	0	0	-	-	0	
Oct. 19	BAL	4	66	16.5	33	0	0	0	-	-	0	
Oct. 27	MIN	1	13	13.0	13	0	0	0	-	-	0	
Nov. 2	@CLE	6	86	14.3	22	0	0	0	-	-	0	
Nov. 9	ATL	8	75	9.4	19	0	0	0	-	-	0	
Nov. 16	@WAS	3	43	14.3	18	0	0	0	-	-	0	
Nov. 23	@CHI	5	117	23.4	40	0	0	0	-	-	0	
Nov. 27	CIN	2	24	12.0	15	0	0	0	-	-	0	
Dec. 7	@DET	10	159	15.9	50	0	0	0	-	-	0	
Dec. 14	@CAR	6	70	11.7	18	0	0	0	-	-	0	
Dec. 21	GB	3	60	20.0	40	0	0	0	-	-	0	
Dec. 28	NO	1	11	11.0	11	0	0	0	-	-	0	
<b>TOTALS</b>		<b>70</b>	<b>1,002</b>	<b>14.3</b>	<b>50</b>	<b>2</b>	<b>0</b>	<b>0</b>	-	-	<b>0</b>	

## 2013

DATE	OPP	NO	YDS	RECEIVING				ATT	YDS	RUSHING		
				AVG	LG	TD	AVG			LG	TD	
Sept. 8	@NYJ	7	154	22.0	39	0	0	0	-	-	0	
Sept. 15	NO	5	77	15.4	22	0	0	0	-	-	0	
Sept. 22	@NE	3	34	11.3	19	0	0	0	-	-	0	
Sept. 29	ARI	2	27	13.5	14	0	0	0	-	-	0	
Oct. 13	PHI	9	114	12.7	24t	2	0	0	-	-	0	
Oct. 20	@ATL	10	138	13.8	59t	2	0	0	-	-	0	
Oct. 24	CAR	5	79	15.8	29	0	0	0	-	-	0	
Nov. 3	@SEA	2	11	5.5	6	0	0	0	-	-	0	
Nov. 11	MIA	3	28	9.3	14	0	0	0	-	-	0	
Nov. 17	ATL	10	165	16.5	53	1	0	0	-	-	0	
Nov. 24	@DET	2	61	30.5	47	0	0	0	-	-	0	
Dec. 1	@CAR	3	75	25.0	60	0	1	0	0.0	0	0	
Dec. 8	BUF	3	70	23.3	38	1	0	0	-	-	0	
Dec. 15	SF	5	58	11.6	16	1	0	0	-	-	0	
Dec. 22	@STL	5	98	19.6	30	0	0	0	-	-	0	
Dec. 29	@NO	4	35	8.8	12	0	0	0	-	-	0	
<b>TOTALS</b>		<b>78</b>	<b>1,224</b>	<b>15.7</b>	<b>60</b>	<b>7</b>	<b>1</b>	<b>0</b>	<b>0.0</b>	<b>0</b>	<b>0</b>	

## 2012

DATE	OPP	NO	YDS	RECEIVING				ATT	YDS	RUSHING		
				AVG	LG	TD	AVG			LG	TD	
Sept. 9	CAR	4	47	11.8	21	0	0	0	-	-	0	
Sept. 16	@NYG	5	128	25.6	41	1	0	0	-	-	0	
Sept. 23	@DAL	1	29	29.0	29	0	0	0	-	-	0	
Sept. 30	WAS	6	100	16.7	54	1	0	0	-	-	0	
Oct. 14	KC	4	66	16.5	19t	2	0	0	-	-	0	
Oct. 21	NO	7	216	30.9	95	1	0	0	-	-	0	
Oct. 25	@MIN	2	40	20.0	26	0	0	0	-	-	0	
Nov. 4	@OAK	2	84	42.0	64	1	0	0	-	-	0	
Nov. 11	SD	5	59	11.8	31	0	0	0	-	-	0	
Nov. 18	@CAR	6	94	15.7	24t	1	0	0	-	-	0	
Nov. 25	ATL	5	96	19.2	31	0	0	0	-	-	0	
Dec. 2	@DEN	3	55	18.3	24	0	0	0	-	-	0	
Dec. 9	PHI	6	131	21.8	40	1	0	0	-	-	0	
Dec. 16	@NO	6	81	13.5	19	0	0	0	-	-	0	
Dec. 23	STL	7	108	15.4	46	0	0	0	-	-	0	
Dec. 30	@ATL	3	50	16.7	27	0	0	0	-	-	0	
<b>TOTALS</b>		<b>72</b>	<b>1,384</b>	<b>19.2</b>	<b>95</b>	<b>8</b>	<b>0</b>	<b>0</b>	-	-	<b>0</b>	

## 2011 (W/SAN DIEGO)

DATE	OPP	NO	YDS	RECEIVING				ATT	YDS	RUSHING		
				AVG	LG	TD	AVG			LG	TD	
Sept. 11	MIN	2	31	15.5	21	0	0	0	-	-	0	
Sept. 18	NE	10	172	17.2	29	2	0	0	-	-	0	
Sept. 25	KC	5	63	12.6	20	0	1	1	1.0	1	0	
Oct. 2	MIA	3	108	36.0	55t	1	0	0	-	-	0	
Oct. 9	@DEN	3	34	11.3	14	0	0	0	-	-	0	
Oct. 23	@NYJ	1	15	15.0	15	0	0	0	-	-	0	
Oct. 31	@KC	3	49	16.3	27	0	0	0	-	-	0	
Nov. 6	GB	7	141	20.1	38	3	0	0	-	-	0	
Nov. 10	OAK	1	22	22.0	22	0	0	0	-	-	0	
Nov. 20	@CHI	7	165	23.6	47	1	0	0	-	-	0	
Nov. 27	DEN	2	25	12.5	15	0	0	0	-	-	0	
Dec. 5	@JAC	4	72	18.0	35t	1	0	0	-	-	0	
Dec. 11	BUF	5	55	11.0	17	0	0	0	-	-	0	
Dec. 18	BAL	3	84	28.0	58	0	1	9	9.0	0	0	
Dec. 24	@DET	2	41	20.5	23	0	0	0	-	-	0	
Jan. 1	@OAK	2	29	14.5	16	1	1	41	41.0	41	0	
<b>TOTALS</b>		<b>60</b>	<b>1,106</b>	<b>18.4</b>	<b>58</b>	<b>9</b>	<b>3</b>	<b>51</b>	<b>17.0</b>	<b>41</b>	<b>0</b>	

## 2010 (W/SAN DIEGO)

DATE	OPP	NO	YDS	RECEIVING				ATT	YDS	RUSHING		
				AVG	LG	TD	AVG			LG	TD	
Sept. 13	@KC											
Sept. 19	JAC											
Sept. 26	@SEA											
Oct. 3	ARI											
Oct. 10	@OAK											
Oct. 17	@STL											
Oct. 24	NE											
Oct. 31	TEN											
Nov. 7	@HOU											
Nov. 22	DEN											
Nov. 28	IND	0	0	-		0	0	0	-	-	0	
Dec. 5	OAK				Inactive							
Dec. 12	KC	2	29	14.5	19	0	1	14	14.0	14	0	
Dec. 16	SF	5	112	22.4	58t	3	0	0	-	-	0	
Dec. 26	@CIN	4	54	13.5	17	0	0	0	-	-	0	
Jan. 2	@DEN	3	53	17.7	26	0	0	0	-	-	0	
<b>TOTALS</b>		<b>14</b>	<b>248</b>	<b>17.7</b>	<b>58t</b>	<b>3</b>	<b>1</b>	<b>14</b>	<b>14.0</b>	<b>14</b>	<b>0</b>	

## 2009 (W/SAN DIEGO)

DATE	OPP	NO	YDS	RECEIVING				ATT	YDS	RUSHING		
				AVG	LG	TD	AVG			LG	TD	
Sept. 14	@OAK	5	56	11.2	17	1	0	0	-	-	0	
Sept. 20	BAL	6	141	23.5	38	1	0	0	-	-	0	
Sept. 27	MIA	5	120	24.0	55	0	0	0	-	-	0	
Oct. 4	@PIT	4	56	14.0	16	0	0	0	-	-	0	
Oct. 19	DEN	4	46	11.5	18	1	0	0	-	-	0	
Oct. 25	@KC	5	142	28.4	51	1	0	0	-	-	0	
Nov. 1	OAK	8	103	12.9	20	1	0	0	-	-	0	
Nov. 8	@NYG	5	58	11.6	18t	2	1	-4	-4.0	-4	0	
Nov. 15	PHI	1	10	10.0	10	0	0	0	-	-	0	
Nov. 22	@DEN	4	56	14.0	23	0	0	0	-	-	0	
Nov. 29	KC	2	27	13.5	16	0	1	12	12.0	12	0	
Dec. 6	@CLE	2	54	27.0	41	0	0	0	-	-	0	
Dec. 13	@DAL	7	120	17.1	39	0	0	0	-	-	0	
Dec. 20	CIN	5	108	21.6	34t	2	0	0	-	-	0	
Dec. 25	@TEN	5	70	14.0	20	0	1	3	3.0	3	0	
Jan. 3	WAS				Inactive							
<b>TOTALS</b>		<b>68</b>	<b>1,167</b>	<b>17.2</b>	<b>55</b>	<b>9</b>	<b>3</b>	<b>11</b>	<b>3.7</b>	<b>12</b>	<b>0</b>	
<b>PLAYOFFS</b>												
Jan. 17	NYJ	7	111	15.9	37	0	0	0	-	-	0	
<b>TOTALS</b>		<b>7</b>	<b>111</b>	<b>15.9</b>	<b>37</b>	<b>0</b>	<b>0</b>	<b>0</b>	<b>-</b>	<b>-</b>	<b>0</b>	

**2008 (W/SAN DIEGO)**

DATE	OPP	NO	YDS	RECEIVING			ATT	YDS	RUSHING		
				AVG	LG	TD			AVG	LG	TD
Sept. 7	CAR	3	47	15.7	25	1	0	0	-	-	0
Sept. 14	@DEN	6	73	12.2	21	0	0	0	-	-	0
Sept. 22	NYJ	3	74	24.7	60	0	0	0	-	-	0
Sept. 28	@OAK	3	52	17.3	24	0	0	0	-	-	0
Oct. 5	@MIA	2	56	28.0	42	0	0	0	-	-	0
Oct. 12	NE	5	134	26.8	59	1	0	0	-	-	0
Oct. 19	@BUF	4	42	10.5	15	1	1	31	31.0	31	0
Oct. 26	@NO	4	60	15.0	17	1	0	0	-	-	0
Nov. 9	KC	5	83	16.6	23	0	0	0	-	-	0
Nov. 16	@PIT	2	25	12.5	17	0	0	0	-	-	0
Nov. 23	IND	2	57	28.5	39t	1	0	0	-	-	0
Nov. 30	ATL	0	0	-	0	0	0	0	-	-	0
Dec. 4	OAK	5	148	29.6	59t	1	0	0	-	-	0
Dec. 14	@KC	6	89	14.8	42	1	1	8	8.0	8	0
Dec. 21	@TB	7	111	15.9	25	0	0	0	-	-	0
Dec. 28	DEN	2	47	23.5	37	0	2	30	15.0	17	0
<b>TOTALS</b>		<b>59</b>	<b>1,098</b>	<b>18.6</b>	<b>60</b>	<b>7</b>	<b>4</b>	<b>69</b>	<b>17.3</b>	<b>31</b>	<b>0</b>
<b>PLAYOFFS</b>											
Jan. 3	IND	0	0	-	0	0	0	0	-	-	0
Jan. 11	@PIT	2	49	24.5	41t	1	0	0	-	-	0
<b>TOTALS</b>		<b>2</b>	<b>49</b>	<b>24.5</b>	<b>41t</b>	<b>1</b>	<b>0</b>	<b>0</b>	-	-	<b>0</b>

**2007 (W/SAN DIEGO)**

DATE	OPP	NO	YDS	RECEIVING			ATT	YDS	RUSHING		
				AVG	LG	TD			AVG	LG	TD
Sept. 9	CHI	3	28	9.3	10	0	0	0	-	-	0
Sept. 16	@NE	4	53	13.3	21	0	0	0	-	-	0
Sept. 23	@GB	6	98	16.3	27t	1	0	0	-	-	0
Sept. 30	KC	3	52	17.3	39	0	0	0	-	-	0
Oct. 7	@DEN	3	84	28.0	45	1	0	0	-	-	0
Oct. 14	OAK	1	5	5.0	5	0	0	0	-	-	0
Oct. 28	HOU	0	0	-	-	0	0	0	-	-	0
Nov. 4	@MIN	1	16	16.0	16	0	0	0	-	-	0
Nov. 11	IND	2	28	14.0	19	0	0	0	-	-	0
Nov. 18	@JAC	1	20	20.0	20	0	0	0	-	-	0
Nov. 25	BAL	5	65	13.0	31	0	0	0	-	-	0
Dec. 2	@KC	1	38	38.0	38t	1	0	0	-	-	0
Dec. 9	@TEN	3	47	15.7	29	0	0	0	-	-	0
Dec. 16	DET	2	30	15.0	19	0	0	0	-	-	0
Dec. 24	DEN	4	46	11.5	28	0	0	0	-	-	0
Dec. 30	@OAK	2	13	6.5	9	0	0	0	-	-	0
<b>TOTALS</b>		<b>41</b>	<b>623</b>	<b>15.2</b>	<b>45</b>	<b>3</b>	<b>0</b>	<b>0</b>	-	-	<b>0</b>
<b>PLAYOFFS</b>											
Jan. 6	TEN	5	114	22.8	34	1	0	0	-	-	0
Jan. 13	@IND	7	93	13.3	21	1	0	0	-	-	0
Jan. 20	@NE	6	93	15.5	21	0	0	0	-	-	0
<b>TOTALS</b>		<b>18</b>	<b>300</b>	<b>16.7</b>	<b>34</b>	<b>2</b>	<b>0</b>	<b>0</b>	-	-	<b>0</b>

**2006 (W/SAN DIEGO)**

DATE	OPP	NO	YDS	RECEIVING			ATT	YDS	RUSHING		
				AVG	LG	TD			AVG	LG	TD
Sept. 11	@OAK	0	0	-	-	0	0	0	-	-	0
Sept. 17	TEN	2	15	7.5	12t	1	0	0	-	-	0
Oct. 1	@BAL	1	6	6.0	6	0	0	0	-	-	0
Oct. 8	PIT	1	13	13.0	13	0	0	0	-	-	0
Oct. 15	@SF	1	33	33.0	33t	1	0	0	-	-	0
Oct. 22	@KC	0	0	-	-	0	0	0	-	-	0
Oct. 29	STL	0	0	-	-	0	0	0	-	-	0
Nov. 5	CLE	1	11	11.0	11	0	0	0	-	-	0
Nov. 12	@CIN	1	18	18.0	18	0	0	0	-	-	0
Nov. 19	@DEN	3	39	13.0	26	1	0	0	-	-	0
Nov. 26	OAK	3	32	10.7	13	0	0	0	-	-	0
Dec. 3	@BUF	0	0	-	0	0	1	8	8.0	8	0
Dec. 10	DEN	3	95	31.7	55	0	0	0	-	-	0
Dec. 17	KC	3	66	22.0	46	0	0	0	-	-	0
Dec. 24	@SEA	5	97	19.4	37t	2	2	8	4.0	8	0
Dec. 31	ARI	3	28	9.3	14t	1	0	0	-	-	0
<b>TOTALS</b>		<b>27</b>	<b>453</b>	<b>16.8</b>	<b>55</b>	<b>6</b>	<b>3</b>	<b>16</b>	<b>5.3</b>	<b>8</b>	<b>0</b>
<b>PLAYOFFS</b>											
Jan. 14	NE	2	43	21.5	31	0	0	0	-	-	0
<b>TOTALS</b>		<b>2</b>	<b>43</b>	<b>21.5</b>	<b>31</b>	<b>0</b>	<b>0</b>	<b>0</b>	-	-	<b>0</b>

## 2005 (W/SAN DIEGO)

DATE	OPP	RECEIVING					RUSHING				
		NO	YDS	AVG	LG	TD	ATT	YDS	AVG	LG	TD
Sept. 11	DAL					Inactive					
Sept. 18	@DEN					Inactive					
Sept. 25	NYG					Inactive					
Oct. 2	@NE					Inactive					
Oct. 10	PIT					Inactive					
Oct. 16	@OAK	0	0	-	-	0	0	0	-	-	0
Oct. 23	@PHI					Inactive					
Oct. 30	KC	0	0	-	-	0	0	0	-	-	0
Nov. 6	@NYJ	1	18	18.0	18	0	0	0	-	-	0
Nov. 20	BUF					Inactive					
Nov. 27	@WAS	0	0	-	-	0	0	0	-	-	0
Dec. 4	OAK					Inactive					
Dec. 11	MIA	0	0	-	-	0	0	0	-	-	0
Dec. 18	@IND	2	41	20.5	21	0	0	0	-	-	0
Dec. 24	@KC	0	0	-	-	0	0	0	-	-	0
Dec. 31	DEN	0	0	-	-	0	0	0	-	-	0
<b>TOTALS</b>		<b>3</b>	<b>59</b>	<b>19.7</b>	<b>21</b>	<b>0</b>	<b>0</b>	<b>0</b>	<b>-</b>	<b>-</b>	<b>0</b>

**MIKE JAMES**

RUNNING BACK

HT: 5-10 WT: 223

DOB: 4/13/91

NFL: 4TH YEAR

ACQ: D6, 2013

COLLEGE: MIAMI (FL)

**ACQUIRED BY BUCS:**

- x Selected in the sixth round (189th overall) of the 2013 NFL Draft by the Buccaneers.

**2015 HIGHLIGHTS:**

- x Inactive for five games on the season.

**COLLEGE:**

- x Played in 50 games at Miami (2009-12), starting 17, including all 12 his senior season.
- x Recorded 312 rushes for 1,386 yards (4.4 avg) and 17 touchdowns, while also catching 67 passes for 585 yards (8.7 avg) and five touchdowns.
- x Rushed for a career best 621 yards as a senior.
- x Became the 38th 1,000-yard rusher in school history.
- x One of only 11 FBS players named to the 2012 AFCA Allstate Good Works Team.
- x Earned the Community Service Man of the Year Award, Captain's Award, Melching Leadership Award and Jack Harding Team Most Valuable Player at the team's end-of-season banquet.
- x Finalist for the 2012 Pop Warner Award.
- x Had a career best eight total touchdowns as a junior (seven rushing, one receiving).
- x Graduated with a degree in sports administration.

**COMMUNITY:**

- x In 2014, along with fellow NFL players Jonathan Cyprien of the Jacksonville Jaguars and Brian Hartline of the Miami Dolphins, served as a spokesperson for Florida's Roadside Litter Prevention Education campaign, encouraging people to "Drive It Home ... Keep Our Paradise Litter Free™."
- x In June 2014 and 2015, participated in the team's "Cut for a Cure" charity challenge, having his head shaved by pediatric cancer patients to support the Pediatric Cancer Foundation.
- x Participated in the 2015 Tranquil Shores Children's Foundation Golf Classic.
- x Supported the 2015 Keep Tampa Bay Beautiful Celebrity Painting Party by greeting guests and painting an auction item for charity.
- x As part of the 2013 Buccaneers Rookie Club, took part in a variety of community service events, including: visiting patients at St. Joseph's Children's Hospital in Tampa; hosting an ice cream social for military veterans at James Haley VA Hospital; participating in a team-building scavenger hunt with the Boys & Girls Clubs of Tampa at Busch Gardens; hosting a bowling outing with Big Brothers/Big Sisters of Tampa Bay; challenging youths from the Central City YMCA in games at a local arcade; visiting local servicemen and servicewomen at MacDill Air Force Base; hosting



a "Salute to Service" Barbecue with USAA at U.S. Coast Guard Sector St. Petersburg; greeting veterans at Bay Pines VA Hospital; visiting young patients over the holidays at All Children's Hospital; and singing Christmas carols to residents at Westminster Palms Retirement Home.

**PERSONAL:**

x Attended Ridge Community High School (Davenport, Florida).

- x Ranked as one of the top running backs in the nation by Scout.com (No. 18), Rivals.com (No. 21) and ESPN.com (No. 33).
- x Rushed for 1,300 yards and 15 touchdowns as a senior. Also contributed two kick return touchdowns.
- x First-team All-County selection by The Ledger (Lakeland, Florida).
- x Florida Sports Writers Association All-State honorable mention.
- x Born Michael James on April 13, 1991 in Haines City, Florida.

**JAMES'S CAREER STATISTICS**

YEAR	TEAM	GP	GS	RUSHING					RECEIVING				
				ATT	YDS	AVG	LG	TD	NO	YDS	AVG	LG	TD
2013	Tampa Bay	9	3	60	295	4.9	24	0	10	43	4.3	20	0
2014	Tampa Bay	11	0	19	37	1.9	9	0	1	-5	-5.0	-5	0
2015	Tampa Bay	0	0	0	0	-	-	0	0	0	-	-	0
<b>NFL Totals</b>		<b>20</b>	<b>3</b>	<b>79</b>	<b>332</b>	<b>4.2</b>	<b>24</b>	<b>0</b>	<b>11</b>	<b>38</b>	<b>3.5</b>	<b>20</b>	<b>0</b>

**SINGLE-GAME HIGHS**

Rushes: 28, at Seattle, 11/3/13  
 Rushing Yards: 158, at Seattle, 11/3/13  
 Receptions: 4, vs. Carolina, 10/24/13  
 Receiving Yards: 25, vs. Carolina, 10/24/13  
 1 100-Yard Rushing Game

**ADDITIONAL STATS**

Completed Passes: 1 in 2013.  
 Touchdown Passes: 1 in 2013

**JAMES'S GAME-BY-GAME STATISTICS**

DATE	OPP	ATT	YDS	RUSHING			NO	YDS	RECEIVING		
				AVG	LG	TD			AVG	LG	TD
Sept. 7	CAR	0	0	-	-	0	0	0	-	-	0
Sept. 14	STL	6	7	1.2	8	0	0	0	-	-	0
Sept. 21	@ATL	4	4	1.0	3	0	1	-5	-5	-5	0
Sept. 28	@PIT										
Oct. 5	@NO	0	0	-	-	0	0	0	-	-	0
Oct. 19	BAL	0	0	-	-	0	0	0	-	-	0
Oct. 27	MIN	1	1	1.0	1	0	0	0	-	-	0
Nov. 2	@CLE	4	9	2.3	6	0	0	0	-	-	0
Nov. 9	ATL	4	16	4.0	9	0	0	0	-	-	0
Nov. 16	@WAS										
Nov. 23	@CHI										
Nov. 27	CIN	0	0	-	-	0	0	0	-	-	0
Dec. 7	@DET	0	0	-	-	0	0	0	-	-	0
Dec. 14	@CAR	0	0	-	-	0	0	0	-	-	0
Dec. 21	GB										
Dec. 28	NO										
<b>TOTALS</b>		<b>19</b>	<b>37</b>	<b>1.9</b>	<b>9</b>	<b>0</b>	<b>1</b>	<b>-5</b>	<b>-</b>	<b>-</b>	<b>0</b>

2013		RUSHING					RECEIVING				
DATE	OPP	ATT	YDS	AVG	LG	TD	NO	YDS	AVG	LG	TD
Sept. 8	@NYJ	0	0	-	-	0	0	0	-	-	0
Sept. 15	NO	0	0	-	-	0	0	0	-	-	0
Sept. 22	@NE	1	5	5.0	5	0	0	0	-	-	0
Sept. 29	ARI	0	0	-	-	0	1	2	2.0	2	0
Oct. 13	PHI	2	7	3.5	4	0	0	0	-	-	0
Oct. 20	@ATL	14	45	3.2	11	0	3	8	2.7	8	0
Oct. 24	CAR	10	39	3.9	15	0	4	25	6.3	20	0
Nov. 3	@SEA	28	158	5.6	21	0	2	8	4.0	5	0
Nov. 11	MIA	5	41	8.2	24	0	0	0	-	-	0
Nov. 17	ATL										
Nov. 24	@DET										
Dec. 1	@CAR										
Dec. 8	BUF										
Dec. 15	SF										
Dec. 22	@STL										
Dec. 29	@NO										
<b>TOTALS</b>		<b>60</b>	<b>295</b>	<b>4.9</b>	<b>24</b>	<b>0</b>	<b>10</b>	<b>43</b>	<b>4.3</b>	<b>20</b>	<b>0</b>



### ACQUIRED BY BUCS:

- × Joined Tampa Bay on April 15, 2015, in a trade with the Detroit Lions.

### ORIGINALLY ENTERED NFL:

- × Originally entered the NFL as a college free agent with Tampa Bay on May 3, 2010.

### TRANSACTIONS:

- × Signed with Tampa Bay on May 3, 2010. Waived Bay on August 10, 2010.
- × Re-signed by Tampa Bay on August 24, 2010. Waived on September 4, 2010.
- × Signed to Tampa Bay's practice squad on September 5, 2010.
- × Promoted to Tampa Bay's active roster on December 14, 2010.
- × Waived by Tampa Bay on September 5, 2011.
- × Signed to Tampa Bay's practice squad on September 8, 2011.
- × Promoted to Tampa Bay's active roster on October 10, 2011.
- × Waived by Tampa Bay on November 1, 2012.
- × Signed to Minnesota Vikings' practice squad on November 9, 2012.

- × Promoted to Minnesota's active roster on December 22, 2012.
- × Released by Minnesota on October 9, 2013.
- × Signed by Detroit on March 10, 2015.
- × Joined Tampa Bay on April 15, 2015, in a trade with the Detroit Lions.

### CAREER HIGHLIGHTS:

- × Has played in 38 regular season games with Tampa Bay (2011-12, 15), Minnesota (2012) and Detroit (2014), totaling 56 tackles, 11 tackles for loss, 6.0 sacks, two forced fumbles, two fumble recoveries and one pass defended. Also contributed three special teams tackles.
- × Registered first career forced fumble in a Buccaneers win against Jacksonville (10/11), which was recovered and returned for a touchdown.
- × Tallied first career sack in the 2014 season opener against the New York Giants (9/8/14), recording 1.5 sacks.
- × Made NFL debut with Tampa Bay against New Orleans (10/16/11).
- × Made his first career start in his first game back with the Buccaneers, vs. Tennessee (9/13).

**2015 HIGHLIGHTS:**

- x Played in 11 games, with five starts, totaling 23 tackles, two forced fumbles and one fumble recovery.
- x Made first career start, vs. Tennessee (9/13), and recorded one tackle and one fumble recovery, which led to a Buccaneers touchdown.
- x Posted two tackles in win at New Orleans (9/20).
- x Recorded two tackles and one quarterback hit in start at Houston (9/27).
- x Registered one tackle vs. Carolina (10/4).
- x Posted four tackles, including one for loss, and forced fumble in win vs. Jacksonville (10/11). Fumble was recovered by Buccaneers at Jaguars three-yard line and run in for a touchdown.
- x Notched three tackles and a quarterback hit at Washington (10/25).
- x Recorded one tackle in win at Atlanta (11/1).
- x Contributed three tackles vs. New York Giants (11/8).
- x Collected four tackles and a forced fumble in win vs. Dallas (11/15).
- x Inactive Weeks 11-15 with a calf injury.

- x Started vs. Chicago (12/27) and registered one tackle.
- x Started at Carolina (1/3) and posted one tackle.

**COLLEGE/PERSONAL:**

- x Played in 51 games at Rutgers (2006-09), starting 35, totaling 134 tackles, 31.5 tackles for loss, 13.0 sacks, three fumble recoveries, two interceptions and one forced fumble.
- x Preseason third-team All-Big East selection in 2008 and second-team selection in 2009.
- x Attended Glassboro High School (Glassboro, New Jersey).
- x Helped his team to an 11-1 record and a berth in South Jersey Group I Championship Game as a senior.
- x Earned South Jersey Touchdown Club Lineman of the Year following his senior season.
- x Along with the defensive line, purchased toys and hosted a surprise shopping spree for underprivileged families in the "D-Line Does Christmas" event in December 2015. He and his wife, Olivia, have two children.
- x Born George Johnson on December 11, 1987 in Glassboro, New Jersey.

**JOHNSON'S CAREER STATISTICS**

YEAR	TEAM	GP	GS	TACKLES				YDS	INTERCEPTIONS				FUMBLES				ST TACKLES		
				TOT	SOLO	ASST	SK		NO	YDS	LG	TD	PD	FF	FR	YDS	T	S	A
2011	Tampa Bay	4	0	2	1	1	0.0	0.0	0	0	0	0	0	0	0	0	0	0	0
2012	TB/MIN	7	0	5	0	5	0.0	0.0	0	0	0	0	0	0	0	0	0	0	0
2014	Detroit	16	0	26	21	5	6.0	50.0	0	0	0	0	1	0	1	0	3	2	1
2015	Tampa Bay	11	6	23	12	11	0.0	0.0	0	0	0	0	2	1	0	0	0	0	0
<b>NFL Totals</b>		<b>38</b>	<b>6</b>	<b>56</b>	<b>34</b>	<b>22</b>	<b>6.0</b>	<b>50.0</b>	<b>0</b>	<b>0</b>	<b>0</b>	<b>0</b>	<b>1</b>	<b>2</b>	<b>2</b>	<b>0</b>	<b>3</b>	<b>2</b>	<b>1</b>

# JOHNSON'S GAME-BY-GAME STATISTICS

## 2015

DATE	OPP	TACKLES							INTERCEPTIONS					FUMBLES			ST TACKLES		
		T	S	A	TFL	SK	YDS	QH	NO	YDS	LG	TD	PD	FF	FR	YDS	T	S	A
Sept. 13	TEN	1	1	0	0	0.0	0.0	0	0	0	0	0	0	0	1	0	0	0	0
Sept. 20	@NO	2	0	2	0	0.0	0.0	0	0	0	0	0	0	0	0	0	0	0	0
Sept. 27	@HOU	2	0	2	0	0.0	0.0	1	0	0	0	0	0	0	0	0	0	0	0
Oct. 4	CAR	1	0	1	0	0.0	0.0	0	0	0	0	0	0	0	0	0	0	0	0
Oct. 11	JAC	4	3	1	1	0.0	0.0	0	0	0	0	0	0	1	0	0	0	0	0
Oct. 25	@WAS	3	2	1	0	0.0	0.0	1	0	0	0	0	0	0	0	0	0	0	0
Nov. 1	@ATL	1	1	0	0	0.0	0.0	0	0	0	0	0	0	0	0	0	0	0	0
Nov. 8	NYG	3	1	2	0	0.0	0.0	0	0	0	0	0	0	0	0	0	0	0	0
Nov. 15	DAL	4	3	1	0	0.0	0.0	0	0	0	0	0	0	1	0	0	0	0	0
Nov. 22	@PHI								Inactive										
Nov. 29	@IND								Inactive										
Dec. 6	ATL								Inactive										
Dec. 13	NO								Inactive										
Dec. 17	@STL								Inactive										
Dec. 27	CHI	1	1	0	0	0.0	0.0	0	0	0	0	0	0	0	0	0	0	0	0
Jan. 3	@CAR	1	0	1	0	0.0	0.0	0	0	0	0	0	0	0	0	0	0	0	0
<b>TOTALS</b>		<b>23</b>	<b>12</b>	<b>11</b>	<b>1</b>	<b>0.0</b>	<b>0.0</b>	<b>2</b>	<b>0</b>	<b>0</b>	<b>0</b>	<b>0</b>	<b>0</b>	<b>2</b>	<b>1</b>	<b>0</b>	<b>0</b>	<b>0</b>	<b>0</b>

## 2014 (w/DETROIT)

DATE	OPP	TACKLES							INTERCEPTIONS					FUMBLES			ST TACKLES		
		T	S	A	TFL	SK	YDS	QH	NO	YDS	LG	TD	PD	FF	FR	YDS	T	S	A
Sept. 8	NYG	3	2	1	1	1.5	14.5	2	0	0	0	0	0	0	0	0	0	0	0
Sept. 14	@CAR	1	1	0	0	0.0	0.0	0	0	0	0	0	0	0	0	0	0	0	0
Sept. 21	GB	4	3	1	1	0.0	0.0	0	0	0	0	0	0	0	0	0	1	1	0
Sept. 28	@NYJ	1	1	0	0	0.0	0.0	1	0	0	0	0	0	0	0	0	0	0	0
Oct. 5	BUF	2	2	0	2	1.0	5.0	1	0	0	0	0	0	0	0	0	0	0	0
Oct. 12	@MIN	5	4	1	2	1.5	9.5	2	0	0	0	0	0	0	0	0	0	0	0
Oct. 19	NO	0	0	0	0	0.0	0.0	1	0	0	0	0	0	0	0	0	1	0	1
Oct. 26	@ATL	3	3	0	1	0.0	0.0	0	0	0	0	0	0	0	0	0	1	1	0
Nov. 9	MIA	1	1	0	0	0.0	0.0	1	0	0	0	0	0	0	0	0	0	0	0
Nov. 16	@ARI	0	0	0	0	0.0	0.0	0	0	0	0	0	0	0	0	0	0	0	0
Nov. 23	@NE	1	1	0	1	0.0	0.0	0	0	0	0	0	0	0	0	0	0	0	0
Nov. 27	CHI	1	1	0	0	0.0	0.0	1	0	0	0	0	1	0	0	0	0	0	0
Dec. 7	TB	1	1	0	1	1.0	10.0	1	0	0	0	0	0	0	0	0	0	0	0
Dec. 14	MIN	2	1	1	1	1.0	11.0	1	0	0	0	0	0	0	0	0	0	0	0
Dec. 21	@CHI	0	0	0	0	0.0	0.0	1	0	0	0	0	0	0	0	0	0	0	0
Dec. 28	@GB	1	0	1	0	0.0	0.0	0	0	0	0	0	0	1	0	0	0	0	0
<b>TOTALS</b>		<b>41</b>	<b>27</b>	<b>14</b>	<b>0</b>	<b>0.0</b>	<b>0.0</b>	<b>0</b>	<b>1</b>	<b>-6</b>	<b>0</b>	<b>0</b>	<b>3</b>	<b>2</b>	<b>0</b>	<b>0</b>	<b>4</b>	<b>3</b>	<b>1</b>

## 2012

DATE	OPP	TACKLES							INTERCEPTIONS					FUMBLES			ST TACKLES		
		T	S	A	TFL	SK	YDS	QH	NO	YDS	LG	TD	PD	FF	FR	YDS	T	S	A
Sept. 9	CAR	0	0	0	0	0.0	0.0	0	0	0	0	0	0	0	0	0	0	0	0
Sept. 16	@NYG								Inactive										
Sept. 23	@DAL								Inactive										
Sept. 30	WAS	2	0	2	0	0.0	0.0	0	0	0	0	0	0	0	0	0	0	0	0
Oct. 14	KC	2	0	2	0	0.0	0.0	0	0	0	0	0	0	0	0	0	0	0	0
Oct. 21	NO	1	0	1	0	0.0	0.0	0	0	0	0	0	0	0	0	0	0	0	0
Oct. 25	@MIN	0	0	0	0	0.0	0.0	0	0	0	0	0	0	0	0	0	0	0	0
Nov. 4	@OAK								Not With Team										
Nov. 11	DET*								Minnesota Practice Squad										
Nov. 18	BYE*								Minnesota Practice Squad										
Nov. 25	@CHI*								Minnesota Practice Squad										
Dec. 2	@GB*								Minnesota Practice Squad										
Dec. 9	CHI*								Minnesota Practice Squad										
Dec. 16	@STL*								Minnesota Practice Squad										
Dec. 23	@HOU*	0	0	0	0	0.0	0.0	0	0	0	0	0	0	0	0	0	0	0	0
Dec. 30	GB*	0	0	0	0	0.0	0.0	0	0	0	0	0	0	0	0	0	0	0	0
<b>TOTALS</b>		<b>61</b>	<b>47</b>	<b>14</b>	<b>0</b>	<b>0.0</b>	<b>0.0</b>	<b>0</b>	<b>1</b>	<b>48</b>	<b>48</b>	<b>1</b>	<b>8</b>	<b>2</b>	<b>0</b>	<b>0</b>	<b>1</b>	<b>0</b>	<b>0</b>
<b>PLAYOFFS</b>																			
Jan. 17	@GB*								Inactive										
<b>TOTALS</b>		<b>0</b>	<b>0</b>	<b>0</b>	<b>0</b>	<b>0.0</b>	<b>0.0</b>	<b>0</b>	<b>0</b>	<b>0</b>	<b>0</b>	<b>0</b>	<b>0</b>	<b>0</b>	<b>0</b>	<b>0</b>	<b>0</b>	<b>0</b>	<b>0</b>

\*Games played with Minnesota

## 2011

DATE	OPP	TACKLES						INTERCEPTIONS						FUMBLES			ST TACKLES		
		T	S	A	TFL	SK	YDS	QH	NO	YDS	LG	TD	PD	FF	FR	YDS	T	S	A
Sept. 11	DET																		
Sept. 18	@MIN																		
Sept. 25	ATL																		
Oct. 3	IND																		
Oct. 9	@SF																		
Oct. 16	NO	0	0	0	0	0.0	0.0	0	0	0	0	0	0	0	0	0	0	0	0
Oct. 23	CHI	0	0	0	0	0.0	0.0	0	0	0	0	0	0	0	0	0	0	0	0
Nov. 6	@NO	0	0	0	0	0.0	0.0	0	0	0	0	0	0	0	0	0	0	0	0
Nov. 13	HOU	2	1	1	0	0.0	0.0	0	0	0	0	0	0	0	0	0	0	0	0
Nov. 20	@GB																		
Nov. 27	@TEN																		
Dec. 4	CAR																		
Dec. 11	@JAC																		
Dec. 17	DAL																		
Dec. 24	@CAR																		
Jan. 1	@ATL																		
<b>TOTALS</b>		<b>2</b>	<b>1</b>	<b>1</b>	<b>0</b>	<b>0.0</b>	<b>0.0</b>	<b>0</b>	<b>0</b>	<b>0</b>	<b>0</b>	<b>0</b>	<b>0</b>	<b>0</b>	<b>0</b>	<b>0</b>	<b>0</b>	<b>0</b>	<b>0</b>

**ACQUIRED BY BUCS:**

- × Signed by Tampa Bay as a free agent on April 25, 2016.

**ORIGINALLY ENTERED NFL:**

- × Originally entered the NFL as a seventh-round pick (22nd overall) of the Jacksonville Jaguars in the 2014 NFL Draft.

**TRANSACTIONS:**

- × Signed by Jacksonville on May 20, 2014. Waived on September 4, 2015.
- × Signed by Tampa Bay on April 25, 2016.

**CAREER HIGHLIGHTS:**

- × Played for Jacksonville (2014)
- × Has played in six games, with one start, rushing 29 times for 86 yards and two touchdowns, with one reception for -4 yards.
- × Started first game at Tennessee (10/12/14).
- × Made NFL debut against Pittsburgh (10/5/14).

**2015 HIGHLIGHTS:**

- × Spent the offseason and preseason with Jacksonville, before being waived prior to the start of the regular season.

**COLLEGE/PERSONAL:**

- × Played in 36 games during his collegiate career, spending time at Central Florida (2012-13) and Miami (2010), rushing 335 times for 1,765 yards (5.27 avg.) and 19 touchdowns, while catching 41 passes for 289 yards and three touchdowns.
- × Declared for the NFL Draft following his redshirt junior season.
- × Led the American Athletic Conference (AAC) in rushing yards and rushing touchdowns as a redshirt junior (2013), starting all 13 games and rushing 213 times for 1,139 yards (5.35 avg.) and 14 touchdowns, while adding 30 receptions for 260 yards and three scores.
- × Consensus first-team All-AAC selection, while averaging 107.6 all-purpose yards per game, the second-highest mark in the conference.

- × In his first season at UCF (2012), played in 13 games, with five starts, rushing 113 times for 507 yards (4.49 avg.) and four touchdowns, while catching 10 passes for 20 yards.
- × Redshirted in 2011, after transferring to Central Florida from Miami.
- × As a true freshman at Miami (2010), rushed for 119 yards on nine carries (13.2 avg.), including a 71-yard touchdown against South Florida.
- × Majored in interpersonal/organizational communications.
- × Attended Loganville High School (Loganville, Georgia) as a senior.
- × Named Atlanta Journal-Constitution (AJC) Class 4A Player of the Year and Under Armour All-American, while earning second-team EA Sports All-American accolades.
- × Rated as the seventh-best running back in the country by Rivals.com.
- × Attended Buford High School (Buford, Georgia), prior to his senior season, helping the school to back-to-back undefeated seasons and consecutive Class 6A state championships.
- × Son of Dione and Wes Johnson.
- × Born Westleigh Johnson Jr. on July 10, 1992 in Lithonia, Georgia.

## JOHNSON'S CAREER STATISTICS

YEAR	TEAM	GP	GS	RUSHING				RECEIVING					
				ATT	YDS	AVG	LG	TD	NO	YDS	AVG	LG	TD
2014	Jacksonville	6	1	29	86	3.0	20	2	1	-4	-4.0	-4	0
<b>NFL Totals</b>		<b>6</b>	<b>1</b>	<b>29</b>	<b>86</b>	<b>3.0</b>	<b>20</b>	<b>2</b>	<b>1</b>	<b>-4</b>	<b>-4.0</b>	<b>-4</b>	<b>0</b>

## JOHNSON'S GAME-BY-GAME STATISTICS

2014 DATE	OPP	ATT	YDS	RUSHING			NO	YDS	RECEIVING		
				AVG	LG	TD			AVG	LG	TD
Sept. 7	@PHI										
Sept. 14	@WAS										
Sept. 21	IND										
Sept. 28	@SD										
Oct. 5	PIT	4	27	6.8	20	0	0	0	-	-	0
Oct. 12	@TEN	10	21	2.1	7	1	1	-4	-4.0	-4	0
Oct. 19	CLE	6	16	2.7	5	1	0	0	-	-	0
Oct. 26	MIA										
Nov. 2	@CIN										
Nov. 9	DAL										
Nov. 23	@IND										
Nov. 30	NYG										
Dec. 7	HOU										
Dec. 14	@BAL	6	19	3.2	17	0	0	0	-	-	0
Dec. 18	TEN	3	3	1.0	2	0	0	0	-	-	0
Dec. 28	@HOU	0	0	-	-	0	0	0	-	-	0
<b>TOTALS</b>		<b>29</b>	<b>86</b>	<b>3.0</b>	<b>20</b>	<b>2</b>	<b>1</b>	<b>-4</b>	<b>-4.0</b>	<b>-4</b>	<b>0</b>



### ACQUIRED BY BUCS:

- x Signed to Tampa Bay's practice squad on September 8, 2015. Promoted to the active roster on October 6, 2015.

### ORIGINALLY ENTERED NFL:

- x Originally entered the NFL as a college free agent with the Pittsburgh Steelers on May 10, 2014.

### CAREER HIGHLIGHTS:

- x Recorded 2.0 sacks in his first career NFL game, becoming only the third Buccaneers player to ever do so (also DT Santana Dotson & DT Curt Jarvis).
- x Spent the first four weeks of the 2015 season on Tampa Bay's practice squad.
- x Spent the 2014 season on Pittsburgh's practice squad.
- x Recovered a blocked punt vs. Chicago (12/27/15).

### 2015 HIGHLIGHTS:

- x Played in 12 games, with five starts, and finished third on the team with five sacks. Also recorded one forced fumble and one fumble recovery that he returned 43 yards for a touchdown.
- x Spent the first four weeks of the season on Tampa Bay's practice squad.
- x Made NFL debut vs. Jacksonville (10/11) and recorded two sacks, the first of one came on his first career defensive snap.
- x In second career game, at Washington (10/25), recovered a Redskins fumble and it returned it 43 yards for a touchdown.
- x Recorded a sack and forced fumble in overtime on the game's final drive in win at Atlanta (11/1).
- x Made first career start vs. New York Giants (11/8).
- x Started in win vs. Dallas (11/15), notching three tackles, including one for loss.
- x Logged two tackles and a half sack in win at Philadelphia (11/22).
- x Collected three tackles, one sack and three quarterback hits at Indianapolis (11/29).
- x Started in win vs. Atlanta (12/6).
- x Started vs. New Orleans (12/13).
- x Recorded a half-sack at St. Louis (12/17).

- x Recovered a blocked punt at the Bears four-yard line vs. Chicago (12/27).

### COLLEGE/PERSONAL:

- x Started all 48 games played at Shepherd, finishing as the school's all-time leader in sacks (35.0) and tackles for loss (69.5), while adding 139 tackles, eight forced fumbles, three fumble recoveries, three passes defended one interception and four blocked kicks.
- x As a senior (2013), started all 12 games, tallying 35 tackles, 12.5 tackles for loss, 8.0 sacks, two forced fumbles, one pass defended and one fumble recovery, returned 25 yards for a touchdown.
- x Earned All-American honors from the NFL Draft Report (first-team) and Beyond Sports Network (third-team), while being named first-team All-Mountain East Conference (MEC) and second-team Daktronics All-Region honors.
- x Was a finalist for the Cliff Harris Award (small college defensive player of the year).
- x In his junior campaign, started all 11 games, notching 34 tackles, 15.5 tackles for loss, 9.0 sacks and one forced fumble, earning third-team All-Region honors from Don Hansen's Football Gazette.
- x Started all 11 games as a sophomore (2011), registering 31 tackles, 23.5 tackles for loss, 12.0 sacks, three forced fumbles, one interception and two blocked kicks.
- x Named first-team All-West Virginia Intercollegiate Athletic Conference (WVIAC), while earning first-team BSN All-American honors and selected second-team All-Region by Daktronics and Don Hansen's Football Gazette.
- x In his first season playing, started all 14 games, recording 39 tackles, 18.0 tackles for loss, 6.0 sacks, two forced fumbles, two fumble recoveries, two passes defended and two blocked kicks, earning second-team All-WVIAC honors.
- x Did not participate in the 2009 season.
- x Redshirted in 2008.
- x Majored in business.
- x Attended Freedom High School (Woodbridge, Virginia).
- x Son of Howard Jones
- x Born Howard Leon Jones-Sherred Jr. on February 10, 1990 in Woodbridge, Virginia.

## JONES' CAREER STATISTICS

YEAR	TEAM	GP	GS	TACKLES				SK	YDS	INTERCEPTIONS					FUMBLES			ST TACKLES		
				TOT	SOLO	ASST	4			NO	YDS	LG	TD	PD	FF	FR	YDS	T	S	A
2015	Tampa Bay	12	5	14	10	4	5.0	25.5	0	0	0	0	0	0	1	1	43t	0	0	0
NFL Totals		12	5	14	10	4	5.0	25.5	0	0	0	0	0	0	1	1	43t	0	0	0

## JONES' GAME-BY-GAME STATISTICS

DATE	OPP	TACKLES							INTERCEPTIONS					FUMBLES			ST TACKLES					
		T	S	A	TFL	SK	YDS	QH	NO	YDS	LG	TD	PD	FF	FR	YDS	T	S	A			
Sept. 13	TEN								Practice Squad													
Sept. 20	@NO								Practice Squad													
Sept. 27	@HOU								Practice Squad													
Oct. 4	CAR								Practice Squad													
Oct. 11	JAC	2	2	0	2	2.0	15.0	2	0	0	0	0	0	0	0	0	0	0	0	0		
Oct. 25	@WAS	0	0	0	0	0.0	0.0	0	0	0	0	0	0	0	1	0	43	0	0	0		
Nov. 1	@ATL	1	1	0	0	1.0	2.0	1	0	0	0	0	0	1	0	0	0	0	0			
Nov. 8	NYG	0	0	0	0	0.0	0.0	0	0	0	0	0	0	0	0	0	0	0	0			
Nov. 15	DAL	3	2	1	1	0.0	0.0	0	0	0	0	0	0	0	0	0	0	0	0			
Nov. 22	@PHI	2	2	0	1	0.5	1.5	2	0	0	0	0	0	0	0	0	0	0	0			
Nov. 29	@IND	3	3	0	1	1.0	1.0	3	0	0	0	0	0	0	0	0	0	0	0			
Dec. 6	ATL	0	0	0	0	0.0	0.0	0	0	0	0	0	0	0	0	0	0	0	0			
Dec. 13	NO	0	0	0	0	0.0	0.0	0	0	0	0	0	0	0	0	0	0	0	0			
Dec. 17	@STL	1	0	1	0	0.5	6.0	1	0	0	0	0	0	0	0	0	0	0	0			
Dec. 27	CHI	0	0	0	0	0.0	0.0	0	0	0	0	0	0	0	0	0	0	0	0			
Jan. 3	@CAR	2	0	2	0	0.0	0.0	0	0	0	0	0	0	0	0	0	0	0	0			
<b>TOTALS</b>		<b>14</b>	<b>10</b>	<b>4</b>	<b>5</b>	<b>5.0</b>	<b>25.5</b>	<b>8</b>	<b>0</b>	<b>0</b>	<b>0</b>	<b>0</b>	<b>0</b>	<b>1</b>	<b>1</b>	<b>43t</b>	<b>0</b>	<b>0</b>	<b>0</b>			

# 50

## JOSH KEYES

LINEBACKER

HT: 6-2 WT: 223

DOB: 1/23/93

NFL: 2ND YEAR

ACQ: FA, 2015

COLLEGE: BOSTON COLLEGE



### ACQUIRED BY BUCS:

- × Signed by Tampa Bay as a college free agent on July 29, 2015

### 2015 HIGHLIGHTS:

- × Played in seven games and recorded five tackles, including one for loss.
- × Made NFL debut at Philadelphia (11/22), tying for the team lead with 20 special teams snaps.
- × Led team with two special teams tackles at Indianapolis (11/29).

- × Tied for team lead with 17 special teams snaps in win vs. Atlanta (12/6).
- × Played 17 special teams snaps vs. New Orleans (12/13).
- × Recorded one tackle in a reserve role at St. Louis (12/17).
- × Played 19 special teams snaps vs. Chicago (12/27).
- × Saw 23 snaps on defense at Carolina (1/3) and recorded four tackles, including one for loss.



**COLLEGE/PERSONAL:**

- x Played 42 games with 15 starts at Boston College (2011-14), recording 121 tackles, 16.5 tackles for a loss, 7.5 sacks, and two forced fumbles.
- x Started all 13 at SAM linebacker as a senior (2014), posting career highs in tackles (63), tackles for loss (11.5) and sacks (4.0) as part of a defense that allowed the second-fewest rushing yards per game in the NCAA (94.5). Also forced a fumble.
- x Earned All-Atlantic Coast Conference (ACC) third-team honors from the league's coaches and honorable mention accolades from the Atlantic Coast Sports Media Associate, while also being named to the All-New England Team.
- x Awarded ACC Linebacker of the Week, Football Writers Association of America (FWAA) National Defensive Player of the Week, Chick Bednarik Award Player of the Week, and Eastern College Athletic Conference (ECAC) Co-Defensive Player of the Week honors for performance against USC (9/13/14), where he tallied eight tackles and 5.5 tackles for loss.
- x Played in 11 games as a junior (2013), starting two, totaling 30 tackles, five tackles for loss, 3.5 sacks and one forced fumble.
- x In nine games as a sophomore (2012), tallied 20 tackles.
- x Posted eight tackles as a true freshman (2011).
- x Graduated with a degree in English.
- x Attended Chatham Central (Chatham, New York).

- x As a senior, earned New York State Class C Player of the Year honors from New York State High School Football Coaches Association, after being named co-player of the year as a junior.
- x A two-time Small School Offensive Player of the Year.
- x Also played basketball and competed in track.
- x Has five siblings.
- x Son of Margo and Clifford Keyes.
- x Born Joshua Keyes on January 23, 1993 in Ghent, New York.

**COLLEGE/PERSONAL:**

- x In May 2016, helped dedicate a Buccaneers Academy at Bevis Elementary School, which was awarded a Fitness Zone and also presented with a special assembly and P.E. equipment for winning the 2016 Play 60 Challenge.
- x In December 2015, visited patients battling injury and illness at All Children's Hospital in St. Petersburg.
- x In September 2015, served lunch to more than 250 hungry and homeless men and women at Trinity Café.
- x In July 2015, went bowling with rookie or first-year firefighters and paramedics.
- x In May 2015, visited wounded warriors recovering from injury and illness at James A. Haley Veterans' Hospital in Tampa.
- x

**KEYES' CAREER STATISTICS**

YEAR	TEAM	TACKLES						INTERCEPTIONS					FUMBLES			ST TACKLES			
		GP	GS	TOT	SOLO	ASST	SK	YDS	NO	YDS	LG	TD	PD	FF	FR	YDS	T	S	A
2015	Tampa Bay	7	0	5	2	3	0.0	0.0	0	0	0	0	0	0	0	0	2	2	0
NFL Totals		7	0	5	2	3	0.0	0.0	0	0	0	0	0	0	0	2	2	0	

## KEYES' GAME-BY-GAME STATISTICS

DATE	OPP	TACKLES							INTERCEPTIONS							FUMBLES			ST TACKLES		
		T	S	A	TFL	SK	YDS	QH	NO	YDS	LG	TD	PD	FF	FR	YDS	T	S	A		
Sept. 13	TEN																				
Sept. 20	@NO								Practice Squad												
Sept. 27	@HOU								Practice Squad												
Oct. 4	CAR								Not With Team												
Oct. 11	JAC								Not With Team												
Oct. 25	@WAS								KC Practice Squad												
Nov. 1	@ATL								KC Practice Squad												
Nov. 8	NYG								Not With Team												
Nov. 15	DAL								Not With Team												
Nov. 22	@PHI	0	0	0	0	0.0	0.0	0	0	0	0	0	0	0	0	0	0	0	0	0	
Nov. 29	@IND	0	0	0	0	0.0	0.0	0	0	0	0	0	0	0	0	0	0	0	2	2	0
Dec. 6	ATL	0	0	0	0	0.0	0.0	0	0	0	0	0	0	0	0	0	0	0	0	0	0
Dec. 13	NO	0	0	0	0	0.0	0.0	0	0	0	0	0	0	0	0	0	0	0	0	0	0
Dec. 17	@STL	1	1	0	0	0.0	0.0	0	0	0	0	0	0	0	0	0	0	0	0	0	0
Dec. 27	CHI	0	0	0	0	0.0	0.0	0	0	0	0	0	0	0	0	0	0	0	0	0	0
Jan. 3	@CAR	4	1	3	1	0.0	0.0	0	0	0	0	0	0	0	0	0	0	0	0	0	0
<b>TOTALS</b>		<b>5</b>	<b>2</b>	<b>3</b>	<b>1</b>	<b>0.0</b>	<b>0.0</b>	<b>0</b>	<b>0</b>	<b>0</b>	<b>0</b>	<b>0</b>	<b>0</b>	<b>0</b>	<b>0</b>	<b>0</b>	<b>0</b>	<b>0</b>	<b>2</b>	<b>2</b>	<b>0</b>



## ACQUIRED BY BUCS:

- × Claimed by Tampa Bay off waivers from the Philadelphia Eagles on July 23, 2016.

## ORIGINALLY ENTERED NFL:

- × Originally entered the NFL as a college free agent with the Cleveland Browns on May 12, 2014.

## TRANSACTIONS:

- × Signed with Cleveland as a rookie free agent on May 12, 2014. Waived on August 25, 2014.
- × Signed by New England Patriots to the practice squad on October 12, 2014. Waived on October 31, 2014.
- × Signed by New England to the practice squad on November 5, 2014. Waived on August 31, 2015.
- × Signed by Philadelphia to the practice squad September 22, 2015. Signed to active roster on November 24. Waived on July 22, 2016.
- × Acquired by Tampa Bay via waivers on July 23, 2016.

## 2015 HIGHLIGHTS:

- × Caught two passes for 11 yards with Philadelphia during the 2015 season.

## COLLEGE/PERSONAL:

- × StartPlayed in 49 games with 26 starts over four seasons (2010-13) at Vanderbilt, posting 98 catches for 1,197 yards and three touchdowns. Also rushed 20 times for 196 yards and two touchdowns and returned 63 punts for 427 yards and two touchdowns.
- × Started 11-of-13 games as a senior in 2013, setting career highs with 42 receptions for 714 yards and three touchdowns.
- × Played in all 13 games as a wide receiver and punt returner as a junior in 2012, with 9 receptions for 69 yards, and set career highs with 25 punt returns for 281 yards and two touchdowns.
- × Played in all 13 games with five starts at wide receiver as a sophomore in 2011, posting 23 catches for 171 yards.
- × One of two true freshmen at Vanderbilt to play wide receiver in 2010, playing in every game with 10 starts. Recorded 24 catches for 243 yards and six rushes for 121 yards and two touchdowns.
- × Majored in economics at Vanderbilt.
- × Attended South Gwinnett HS (Snellville, Georgia)

- x Three-year starter at wide receiver in HS and ranks as the school's all-time leader with 132 receptions.
- x Was a captain as a senior in 2009, earning honorable mention 5A all-state honors.
- x Also was team MVP in track, finishing third in state long jump as a senior with a school-record leap and finished fourth in the state in the 400m as a junior.
- x Has two sisters, Jasmine and Janel, and a brother, Jordan.
- x Related to former Philadelphia 76ers guard Aaron McKie and former NFL running back Jason McKie.
- x Born Jonathan Krause on January 18, 1992 in Fontana, California.

## KRAUSE'S CAREER STATISTICS

YEAR	TEAM	RECEIVING						RUSHING					
		GP	GS	NO	YDS	AVG	LG	TD	ATT	YDS	AVG	LG	TD
2015	Philadelphia	2	0	2	11	5.5	7	0	0	0	-	-	0
NFL Totals		2	0	2	11	5.5	7	0	0	0	-	-	0

6

**DAN LEFEVOUR**  
**QUARTERBACK**  
**HT: 6-3 WT: 230**  
**DOB: 3/19/87**  
**NFL: 2ND YEAR**  
**ACQ: FA-'16**  
**COLLEGE: CENTRAL MICHIGAN**



### ACQUIRED BY BUCS:

- x Signed by Tampa Bay as a free agent on April 19, 2016.

### ORIGINALLY ENTERED NFL:

- x Originally entered the NFL as a sixth-round pick (181st overall) of the Chicago Bears in the 2010 NFL Draft.

### TRANSACTIONS:

- x Signed by Chicago on May 20, 2010. Waived on September 5, 2010.
- x Claimed off of waivers by the Cincinnati Bengals on September 5, 2010. Waived on September 3, 2011.
- x Signed to Cincinnati's practice squad on September 4, 2011. Released on September 6, 2011.
- x Signed to the Indianapolis Colts' practice squad on November 9, 2011.
- x Signed to Jacksonville's active roster on November 25, 2011. Waived on May 7, 2012.
- x Signed by Tampa Bay on April 19, 2016.

### CAREER HIGHLIGHTS:

- x Spent the 2010 season on Cincinnati's active roster, but did not see game action.
- x Played in the Canadian Football League (CFL) for four seasons, spending time with the Hamilton Tiger-Cats (2012-14) and the Montreal Alouettes (2015).
- x During his time in the CFL, completed 141-of-211 passes (66.8 pct.) for 1,670 yards, with five touchdowns and six interceptions, while rushing 105 times for 633 yards and 11 touchdowns.

### 2015 HIGHLIGHTS:

- x Spent the season with the Montreal Alouettes, but was injured during the season opener and missed the remainder of the season.

### COLLEGE/PERSONAL:

- x Started 51-of-53 games at Central Michigan (2005-09), completing 1,171-of-1,763 passes (66.4 percent) for 12,905 yards with 102 touchdowns and 35 interceptions, while rushing for 2,948 yards on 671 carries (4.3 avg.) for 47 touchdowns, totaling 15,853 yards of offense.

- x Finished his college career at the NCAA Football Bowl Subdivision all-time leader in total touchdowns with 150 (102 passing, 47 rushing, one receiving) and ranked second all-time in total offense (15,823 yards).
- x Was the only player in NCAA history to total at least 12,000 career passing yards and 2,500 career rushing yards.
- x Earned All-Mid-American Conference (MAC) honors all four years and set conference records for total offense, passing yards, touchdown passes, completions and attempts.
- x Named honorable mention All-American by College Football News as a senior (2009), while being a unanimous first-team All-MAC selection, earning both the Vern Smith Award for the league MVP and MAC Offensive Player of the Year, to go along with 13 Heisman Trophy votes.
- x Started 14 games during his senior campaign, completing 318-of-456 passes (69.7 pct.) for 3,438 yards, with 28 touchdowns and seven interceptions, while rushing for a team-leading 713 yards on 183 carries and 15 touchdowns.
- x As a junior (2008), completed 251-of-376 passes (66.7 pct.) for 2,784 yards with 21 touchdown and six interceptions, rushing for 592 yards and five touchdowns on 168 carries.
- x Totaled 306.9 yards per game of total offense, the most in the MAC and 10th nationally, earning second-team All-MAC honors.
- x Became just the second player in NCAA history to pass for 3,000 yards and rush for 1,000 in the same season during his sophomore campaign (2007), after completing 355-of-543 passes (65.4 pct.) for 3,652 yards with 27 touchdowns and 13 interceptions, rushing for 1,122 yards and 19 touchdowns on 188 carries (6.0 avg.).
- x Joined Tim Tebow as the only players in NCAA history to pass for 20 touchdowns and score 20 touchdowns (19 rushing, one receiving) in the same season.
- x Named MAC Offensive Player of the Year and earned all-MAC first-team honors.
- x Earned honorable mention freshman All-America by Sporting News, MAC Freshman of the Year honors and first-team All-MAC selection after starting 12-of-14 games as a freshman (2006), completing 247-of-388 passes (63.7 pct.) for 3,031 yards with 26 touchdowns and 10 interceptions, rushing for 521 yards and seven touchdowns on 132 carries.
- x Redshirted in 2005.
- x Graduated with an applied arts degree.
- x Attended Benet Academy (Lisle, Illinois).
- x All-conference and honorable mention All-State
- x Born Dan LeFevour on March 19, 1987 in Downers Grove, Illinois.



### ACQUIRED BY BUCS:

- x Selected in the second round (61st overall) of the 2015 NFL Draft by the Buccaneers.

### AWARDS & ACCOLADES:

- x 2015 PFWA All-Rookie Team Selection.

### CAREER HIGHLIGHTS:

- x Made NFL and Buccaneers debut vs. Tennessee (9/13/2015), starting at right guard.
- x In 2015, helped block for an offense that finished the season ranked fifth in the league in total offense (375.9 ypg) and fifth in rushing (134.9 ypg), while tying for the league lead in rushing average (4.8).
- x Part of a unit in 2015 that helped the offense to a franchise-record 6,014 net yards on the year, while also recording 2,162 rushing yards for the second-most in a single season in team history.
- x Part of an offensive line that allowed only 27 sacks in 2015, the third-fewest since 1983 when sacks became an official statistic.

### 2015 HIGHLIGHTS:

- x Made NFL and Buccaneers debut vs. Tennessee (9/13), serving as the starting right guard.
- x Has started 13 games on the season, all at right guard.
- x Inactive three games on the season due to injury (vs. Dallas, 11/15; at Philadelphia, 11/22; at Indianapolis, 11/29).
- x In 2015, helped block for an offense that finished the season ranked fifth in the league in total offense (375.9 ypg) and fifth in rushing (134.9 ypg), while tying for the league lead in rushing average (4.8).
- x Part of a unit that helped the offense to a franchise-record 6,014 net yards on the year, while also recording 2,162 rushing yards for the second-most in a single season in team history.
- x Part of an offensive line that allowed only 27 sacks over the season, the third-fewest since 1983 when sacks became an official statistic.
- x Part of an offensive line that blocked for RB Doug Martin's 106 rushing yards vs. Carolina (10/4).

- x Against Jacksonville (10/4), was part of a unit that helped Martin rush 123 yards with two rushing touchdowns against the Jaguars' No. 4-ranked run defense.
- x At Washington (10/25), helped Martin to 136 yards rushing, marking him as only the third running back in franchise history to post three or more consecutive games with at least 100 rushing yards.
- x The team's 190 rushing yards against Washington are the most this season and the most for the franchise since 2013 (205 at Seattle, 11/3/13).
- x Helped block for Tampa Bay's 117 rushing yards in an overtime win at Atlanta (11/1).
- x Named to ProFootballFocus.com's Team of the Week in Week 8 at Atlanta, earning the site's highest single-game grade for a guard this season.
- x Started against the New York Giants (11/8), but left the game with an ankle injury.
- x Returned from injury against Atlanta (12/6), where he started at right guard and helped the team to 166 rushing yards and 388 yards from scrimmage, marking the team's fifth game this season with at least 375 yards, tied for second-most such games in a single season in team history.
- x Started vs. New Orleans (12/13).
- x Started at St. Louis (12/17), helping the team to 146 rushing yards and 509 yards of total offense, the fifth-most in a single game in franchise history and marking the team's sixth game this season with at least 375 yards, the second-most such games in a single season in team history.
- x Part of an offensive line that did not allow a sack at St. Louis (12/17).
- x Started vs. Chicago (12/27), where the offensive line helped the team to its sixth consecutive game with over 100 rushing yards, the longest stretch for the Buccaneers since 2010 (seven consecutive games).
- x Started at Carolina (1/3).

### COLLEGE:

- x Played in 43 games at Hobart (2011-14).
- x Played in the 2015 Senior Bowl.
- x A two-time captain.
- x Started 13 games as a senior (2014).

- x Highly decorated as a senior, being named American Football Coaches Association (AFCA) All-American, D3football.com first-team All-American, second-team AP Little All-America, Jewish Sports Review All-American, D3football.com first-team All-East, first-team Eastern Collegiate Athletic Conference (ECAC) North All-Star and unanimous first-team All-Liberty League selection.
- x Named Liberty League Co-Offensive Player of the Year, becoming the first offensive lineman in league history to earn the distinction.
- x Earned the Bill Middleton Memorial Football Award, given annually to the member of the football team whose offensive performance has been most valuable to the team.
- x Did not allow a sack all season.
- x Started the 11 games he played in as a junior (2013)
- x Selected as a Jewish Sports Review All-American, while being named D3football.com second-team All-East, ECAC North second-team All-Star, first-team All-Liberty League and Liberty League All-Academic.
- x Earned the Tryon Football Award, given annually to the outstanding lineman of the Hobart football team whose sportsmanship, team play and performance have contributed significantly to the team.
- x As a sophomore (2012), started 13 games.
- x Named second-team D3football.com All-East and first-team All-Liberty League.
- x Part of an offensive line that allowed the fewest sacks in the Liberty League.
- x Appeared in six games as a freshman (2011).

**PERSONAL:**

- x Majored in Sport & Exercise Science. Attended Hastings High School (Hastings-on-Hudson, New York).
- x Played offensive tackle and defensive end.
- x Named second-team All-State and earned all-section honors.
- x Also played basketball at Hastings, earning all-league selection two times.
- x Son of Joy Rose and Bill Marpet.
- x Has three siblings: brothers Brody and Blaze, and sister Zena.
- x Loves animals.
- x Born Ali Marpet on April 17, 1993 in Hastings-on-Hudson, New York.

**COMMUNITY:**

- x Had his head shaved by children battling cancer for the Buccaneers 2015 and 2016 Cut for a Cure to raise funds and awareness for the Pediatric Cancer Foundation.
- x In December 2015, visited patients battling injury and illness at All Children's Hospital in St. Petersburg.
- x In October 2015, participated in games, arts and crafts, and activities with children at Metropolitan Ministries annual Fall Festival.
- x In September 2015, served lunch to more than 250 hungry and homeless men and women at Trinity Café.
- x In July 2015, went bowling with rookie or first-year firefighters and paramedics.
- x In May 2015, visited wounded warriors recovering from injury and illness at James A. Haley Veterans' Hospital in Tampa.
- x In May 2015, toured MacDill Air Force Base to greet military servicemen and servicewomen and learn about the important role that the base plays in the Tampa community.

**MARPET'S CAREER STATISTICS**

Games/Starts: TB: 2015: 13/13  
Career Totals: 13/13

Miscellaneous Tackles: 1 – 1 in 2015



## DOUG MARTIN

**RUNNING BACK**  
**HT: 5-9 WT: 215**  
**DOB: 1/13/89**  
**NFL: 5TH YEAR**  
**ACQ: D1B, 2012**  
**COLLEGE: BOISE STATE**



### ACQUIRED BY BUCS:

- × Selected in the first round (31st overall) of the 2012 NFL Draft by the Buccaneers.

### AWARDS & ACCOLADES:

- × 2x Pro Bowl Selection (2012, 2015).
- × 2015 AP All-Pro First Team Selection.
- × 5x FedEx Ground Player of the Week (Weeks 8, 9 & 11, 2012; Weeks 5 & 11, 2015).
- × 2012 PFW/PFWA All-Rookie Team Selection.
- × Pepsi Rookie of the Week (Weeks 9, 2012).

### CAREER HIGHLIGHTS:

- × Has started all 48 games he has played, recording 868 rushes for 3,806 yards and 20 touchdowns, with 107 receptions for 873 yards and two touchdowns.
- × Has 11 career 100-yard rushing games, tied for second-most in team history.
- × Ranks fourth in rushing yards and is sixth in rushing touchdowns in franchise history.
- × Selected to both the 2013 and 2016 Pro Bowl.
- × Finished the 2015 season as the league's No. 2 ranked rusher with 1,354 yards on the year.
- × Started in his NFL debut against Carolina (9/9/12), recording 24 rushes for 94 yards, while adding four catches for 23 yards.
- × Recorded his first career rushing touchdown at the New York Giants (9/16/12).
- × Talled his first 100-yard rushing game at Minnesota (10/25/12).
- × Rushed for 251 yards at Oakland (11/4/12), the highest total in franchise history and the 10th-most in NFL history.
- × Also rushed for four touchdowns at Oakland, becoming the first Buccaneer to do so, and the second player in NFL history with 250+ yards and four touchdowns in the same game.

- × Had a historic day at Philadelphia (11/22/15), finishing with 27 rushes for 235 yards, including 177 in the first half, marking the most first-half rushing yards in the NFL since 2003 (180, Jamal Lewis, 9/14/03).
- × At Philadelphia (11/22/15), recorded a career-long 84-yard run, which also marked the longest rushing play in team history.
- × Holds the franchise rookie records for rushing yards (1,454), rushing touchdowns (11), scrimmage yards (1,926) and scrimmage touchdowns (12).
- × His 1,926 yards from scrimmage as a rookie is the third-highest total in NFL history, trailing only Eric Dickerson (2,212 in 1984) and Edgerrin James (2,139 in 1999).
- × Recorded 10 games with 100+ yards from scrimmage during 2012, the most ever by a Buccaneer.

### 2015 HIGHLIGHTS:

- × Voted to the Pro Bowl.
- × Finished the season ranked second in the NFL in rushing yards with 1,354 on the season.
- × Started the regular-season opener vs. Tennessee (9/13), recording 11 rushes for 52 yards.
- × Started at New Orleans (9/20), rushing 21 times for 78 yards and catching two passes for 20 yards.
- × Started at Houston (9/27), finishing with 14 rushes for 46 yards.
- × Against Carolina (10/4), rushed 20 times for 106 yards and one touchdown – his first rushing touchdown of the season and 15th of his career – as well as recording five receptions for 37 yards.
- × Finished vs. Jacksonville (10/11) with 123 yards on 24 attempts and two touchdowns, as well as three receptions for 35 yards and one touchdown, marking only the second time in team history that a Buccaneers player has recorded two rushing touchdowns and a receiving touchdown in the same game.

- x With his 123 yards vs. Jacksonville (10/11), recorded his ninth career 100-yard rushing game.
  - x With his three touchdowns vs. Jacksonville (10/11), joins FB Mike Alstott as the only players in team history with multiple games of three or more touchdowns.
  - x At Washington (10/24), finished with 136 yards on 19 carries, marking his third consecutive game with at least 100 rushing yards, becoming only the third running back in team history to record three or more consecutive games with at least 100 rushing yards (also James Wilder, six games, and Carnell Williams, three games).
  - x At Atlanta, finished with 71 yards on 23 attempts.
  - x Against New York Giants (11/8), rushed 11 times for 31 yards.
  - x Against Dallas (11/15), recorded 63 yards on 18 rushes, moving him to sixth place in franchise history with 3,110 career rushing yards, while catching four passes for 40 yards.
  - x Had a historic day at Philadelphia (11/22), finishing with 27 rushes for 235 yards, including 177 in the first half, marking the most first-half rushing yards in the NFL since 2003 (180, Jamal Lewis, 9/14/03).
  - x His 235 yards at Philadelphia (11/22) are the second-most in franchise history and the most in the NFL since Martin set the franchise record of 251 yards at Oakland in 2012.
  - x At Philadelphia (11/22), recorded a career-long 84-yard run, which also marked the longest rushing play in team history.
  - x At Indianapolis (11/29), finished with 14 rushes for 97 yards, which marked his second career season with 1,000+ yards, marking him as only one of four players in franchise history to record multiple 1,000+ rushing yard seasons.
  - x At Indianapolis (11/29), broke away on a 56-yard rush on first-and-20, which would spark Tampa Bay's only touchdown drive of the day, culminating with a 20-yard pass from QB Jameis Winston to TE Cameron Brate. The rush marks his third run of 50+ yards this season, tying him with Rams RB Todd Gurley for the league lead in that category, with three.
  - x With 11 career 100-yard rushing games, stands tied for second-most in franchise history.
  - x Against Atlanta (12/6), rushed 25 times for 95 yards and one touchdown, as well as catching one pass for five yards. In addition to his one-yard score, he was also responsible for converting two consecutive third-and-short situations on Tampa Bay's first scoring drive of the game, which culminated with a five-yard rush by QB Jameis Winston.
  - x Against New Orleans (12/13), rushed 11 times for 81 yards and one touchdown, while also catching one pass for five yards.
  - x In scoring his 19th career rushing touchdown against New Orleans (12/13), ties Warrick Dunn for the sixth-most rushing touchdowns in franchise history.
  - x At St. Louis (12/17), recorded 18 carries for 91 yards, bringing his season totals to 1,305 rushing yards, the third-highest single-season total in team history, while also adding one reception for six yards, giving him 1,510 yards from scrimmage this year, the sixth-highest mark in a single season in team history.
  - x Started vs. Chicago (12/27), finishing with 49 rushing yards on 17 carries, including a four-yard touchdown run, and one reception for six yards.
  - x With his rushing touchdown vs. Chicago (12/27), has 20 career rushing touchdowns, tied for fifth-most in team history.
  - x Started at Carolina (1/3), finishing with 15 rushes for 48 yards, as well as catching seven passes for 60 yards.
  - x With his 108 yards from scrimmage at Carolina (1/3), finished the season with 1,673 yards from scrimmage, the second-most in a single season in team history, while now recording 4,679 yards from scrimmage in his career, the seventh-highest mark in team history.
  - x With his 48 rushing yards at Carolina (1/3), he now has 3,806 career rushing yards, the fourth-highest mark in team history.
- COLLEGE:**
- x Is the first player from Boise State University to be drafted by the Buccaneers.
  - x Fifth running back selected by the Buccaneers in the first round and the first running back from Boise State to be selected in the first round (sixth overall).
  - x One of two Boise State players to be selected in the first round of the 2012 NFL Draft, the most in school history.
  - x Became only the fourth Bronco to rush for 1,000+ yards twice in their career.
  - x Team captain who started 25-of-51 games at Boise State (2007-11), including 25 of his final 26 games.
  - x Throughout career, collected 3,431 yards rushing on 617 carries (5.6 avg), and 43 rushing touchdowns.
  - x Added 67 receptions for 715 yards (10.7 avg) and four receiving touchdowns, as well as 26 kickoff returns for 739 yards (28.4 avg) and one touchdown.
  - x Ranks third in school history with 43 rushing touchdowns and 48 total touchdowns, fifth with 3,431 rushing yards and sixth with 617 rushing attempts.
  - x A first-team All-Mountain West Conference selection in 2011 and All-Western Athletic Conference in 2010.
  - x As a senior, rushed 263 times for 1,299 yards and 16 touchdowns, while adding 28 receptions for 255 yards and two touchdowns.



- x Ranked second in the conference and 23rd nationally with an average of 99.92 rushing yards per game.
- x Had a school-record 100-yard kickoff return for a touchdown against Arizona State in the MAACO Bowl Las Vegas.
- x Named Boise State's Offensive Most Valuable Player in 2011.
- x Started all 13 games at tailback as a junior, rushing 201 times for 1,260 yards (6.3 avg) and 12 touchdowns.
- x Recorded six games of more than 100 yards rushing in 2011.
- x Received the team's Iron Bronco Award for strength.
- x In 2009, led the team with 15 touchdowns, while gaining 765 yards rushing in 14 games played.
- x Also added 16 defensive tackles and a forced fumble while playing cornerback for the first three games of the season.
- x Scored the winning touchdown of the 2010 Tostitos Fiesta Bowl.
- x Won the Dennis Erickson (Valor) Award as voted on by team coaches.
- x Majored in business.
- x Helped host a lunch for service members at Coast Guard Air Station Clearwater and visited veterans recovering from injury and illness at Bay Pines VA Hospital in November 2012.
- x In October 2012, served dinner to breast cancer patients and families staying at the American Cancer Society's Hope Lodge in Tampa, where Barth also helped present a \$5,000 donation in honor of Breast Cancer Awareness Month.
- x Supported the Buccaneers "Wall of Hope" celebration in September 2012 by hosting pediatric cancer patients at One Buccaneer Place for a ceremonial event to raise awareness for the Pediatric Cancer Foundation.
- x Participated in the annual "Chalk Talk with the Buccaneers" chamber of commerce luncheon in September 2012, greeting fans and speaking on the excitement for the 2012 season.
- x In June 2012, visited MacDill Air Force Base to tour a hurricane aircraft, witness a military dog training session, and thank civilian workers and active duty military for their service.
- x Hosted an educational scavenger hunt for children from the Boys & Girls Clubs of Tampa Bay at Busch Gardens Tampa in June 2012.
- x Signed autographs, handed out Buccaneers teddy bears, and greeted patients at St. Joseph's Children's Hospital in May 2012.

## COMMUNITY:

- x In May 2015, visited Tampa Bay Buccaneers Field in Clearwater to present a \$10,000 PLAY 60 grant and lead children through football drills.
- x Participated in a Buccaneers Academy Fitness Zone ribbon cutting ceremony at Graham Elementary in May 2014 and helped lead students through PLAY 60 drills.
- x Sponsors the "Martin's VIP's" Front Row Fans section to provide a special gameday experience at Raymond James Stadium for local charities.
- x In March 2014, served as a marquee participant in the Buccaneers' Uniform Showcase at Raymond James Stadium as part of the team's new uniform reveal to the public.
- x In September 2013, helped host a Futbol Americano Celebration at Webb Middle School in celebration of the NFL's Hispanic Heritage Month through football drills, salsa dancing, and Hispanic cultural music.
- x In June 2013, greeted fans at the Bucs Beach Bash, presented by Miller Lite.
- x Visited youth at All Children's Hospital in St. Petersburg and sang holiday carols to residents at Westminster Palms retirement home in December 2012.

## PERSONAL:

- x Attended St. Mary's High School (Stockton, California).
- x During senior season, amassed 1,234 yards on 171 carries and 14 touchdowns winning the team's MVP award.
- x As a junior, rushed 228 times for 1,950 yards and 18 touchdowns, earning first-team all-selection and all-area honors by the Stockton Record and All-San Joaquin accolades by Comcast Sports.
- x Also was named Stockton Sports Hall of Fame Best Offensive Back in San Joaquin County as well as All-State honorable mention by the Stockton Record.
- x Added two letters at St. Mary's while competing in track and field.
- x Son of Douglas and Leslie Martin.
- x Has two siblings, sister Gabrielle Martin and brother Andre Neal.
- x Born Douglas Martin on January 13, 1989, in Stockton, California.

## MARTIN'S CAREER STATISTICS

YEAR	TEAM	RUSHING						RECEIVING					
		GP	GS	ATT	YDS	AVG	LG	TD	NO	YDS	AVG	LG	TD
2012	Tampa Bay	16	16	319	1,454	4.6	70†	11	49	472	9.6	64†	1
2013	Tampa Bay	6	6	127	456	3.6	28	1	12	66	5.5	13	0
2014	Tampa Bay	11	11	134	494	3.7	63	2	13	64	4.9	20	0
2015	Tampa Bay	16	16	288	1,402	4.9	84	6	33	271	8.2	25	1
<b>NFL Totals</b>		<b>49</b>	<b>49</b>	<b>868</b>	<b>3,806</b>	<b>4.4</b>	<b>84</b>	<b>20</b>	<b>107</b>	<b>873</b>	<b>8.2</b>	<b>64†</b>	<b>2</b>

### SINGLE-GAME HIGHS

**Rushes:** 29, twice, last vs. New Orleans, 9/15/13  
**Rushing Yards:** 251, at Oakland, 11/4/12  
**Rushing TDs:** 4, at Oakland, 11/4/12  
**Receptions:** 7, twice, last at Carolina, 1/3/16  
**Receiving Yards:** 79, at Minnesota, 10/25/12  
**Receiving TDs:** 1, twice, last vs. Jacksonville, 10/11/15  
 11 100-Yard Rushing Games

### ADDITIONAL STATS

**Fumbles-Lost:** 8-7 – 5-5 in 2015, 2-1 in 2013, 1-1 in 2012  
**Fumble Recoveries:** 2 – 1 in 2012, 1 in 2013.  
**Kick Returns:** 1 for 40 yards (9/8/13, at N.Y. Jets)  
**Misc. Tackles:** 5 – 3 in 2015, 1 in 2013, 1 in 2012

## MARTIN'S GAME-BY-GAME STATISTICS

DATE	OPP	RUSHING						RECEIVING				
		ATT	YDS	AVG	LG	TD	NO	YDS	AVG	LG	TD	
Sept. 13	TEN	11	52	4.7	14	0	1	2	2.0	2	0	
Sept. 20	@NO	21	78	3.7	20	0	2	20	10.0	16	0	
Sept. 27	@HOU	14	46	3.3	17	0	0	0	-	-	0	
Oct. 4	CAR	20	106	5.3	26	1	5	37	7.4	15	0	
Oct. 11	JAC	24	123	5.1	39	2	3	35	11.7	13	1	
Oct. 25	@WAS	19	136	7.2	49	0	3	35	11.7	14	0	
Nov. 1	@ATL	23	71	3.1	18	0	1	7	7.0	7	0	
Nov. 8	NYG	11	31	2.8	5	0	2	12	6.0	10	0	
Nov. 15	DAL	18	63	3.5	18	0	4	40	10.0	25	0	
Nov. 22	@PHI	27	235	8.7	84	0	0	0	-	-	0	
Nov. 29	@IND	14	97	6.9	56	0	1	1	1.0	1	0	
Dec. 6	ATL	25	95	3.8	14	1	1	5	5.0	5	0	
Dec. 13	NO	11	81	7.4	24	1	1	5	5.0	5	0	
Dec. 17	@STL	18	91	5.1	17	0	1	6	6.0	6	0	
Dec. 27	CHI	17	49	2.9	9	1	1	6	6.0	6	0	
Jan. 3	@CAR	15	48	3.2	30	0	7	60	8.6	20	0	
<b>TOTALS</b>		<b>288</b>	<b>1,402</b>	<b>4.9</b>	<b>84</b>	<b>6</b>	<b>33</b>	<b>271</b>	<b>8.2</b>	<b>25</b>	<b>1</b>	

DATE	OPP	RUSHING						RECEIVING				
		ATT	YDS	AVG	LG	TD	NO	YDS	AVG	LG	TD	
Sept. 7	CAR	9	9	1.0	4	0	1	7	7.0	7	0	
Sept. 14	STL				Inactive							
Sept. 21	@ATL				Inactive							
Sept. 28	@PIT	13	40	3.1	9	1	2	16	8.0	9	0	
Oct. 5	@NO	14	45	3.2	16	0	3	29	9.7	20	0	
Oct. 19	BAL	11	45	4.1	19	0	1	3	3.0	3	0	
Oct. 27	MIN	10	27	2.7	7	0	2	-1	-0.5	2	0	
Nov. 2	@CLE				Inactive							
Nov. 9	ATL				Inactive							
Nov. 16	@WAS				Inactive							
Nov. 23	@CHI	11	27	2.5	10	0	1	4	4.0	4	0	
Nov. 27	CIN	18	58	3.2	10	1	1	3	3.0	3	0	
Dec. 7	@DET	5	22	4.4	9	0	1	0	0.0	0	0	
Dec. 14	@CAR	14	96	6.9	63	0	1	3	3.0	3	0	
Dec. 21	GB	10	17	1.7	4	0	0	0	-	-	0	
Dec. 28	NO	19	108	5.7	45	0	0	0	-	-	1	
<b>TOTALS</b>		<b>134</b>	<b>494</b>	<b>3.7</b>	<b>63</b>	<b>2</b>	<b>13</b>	<b>64</b>	<b>4.9</b>	<b>20</b>	<b>1</b>	

## 2013

DATE	OPP	ATT	YDS	RUSHING			NO	YDS	RECEIVING		
				AVG	LG	TD			AVG	LG	TD
Sept. 8	@NYJ	24	65	2.7	17	1	2	-1	-0.5	2	0
Sept. 15	NO	29	144	5.0	28	0	0	0	-	-	0
Sept. 22	@NE	20	88	4.4	11	0	2	20	10.0	13	0
Sept. 29	ARI	27	45	1.7	12	0	3	16	5.3	12	0
Oct. 13	PHI	16	67	4.2	24	0	4	24	6.0	10	0
Oct. 20	@ATL	11	47	4.3	16	0	1	7	7.0	7	0
Oct. 24	CAR										
Nov. 3	@SEA										
Nov. 11	MIA										
Nov. 17	ATL										
Nov. 24	@DET										
Dec. 1	@CAR										
Dec. 8	BUF										
Dec. 15	SF										
Dec. 22	@STL										
Dec. 29	@NO										
<b>TOTALS</b>		<b>127</b>	<b>456</b>	<b>3.6</b>	<b>28</b>	<b>1</b>	<b>12</b>	<b>66</b>	<b>5.5</b>	<b>13</b>	<b>0</b>

## 2012

DATE	OPP	ATT	YDS	RUSHING			NO	YDS	RECEIVING		
				AVG	LG	TD			AVG	LG	TD
Sept. 9	CAR	24	95	4.0	15	0	4	23	5.8	11	0
Sept. 16	@NYG	20	66	3.3	12	1	0	0	-	-	0
Sept. 23	@DAL	19	53	2.8	17	0	2	21	10.5	12	0
Sept. 30	WAS	8	33	4.1	10	0	2	9	4.5	6	0
Oct. 14	KC	13	76	5.8	23	0	2	55	27.5	42	0
Oct. 21	NO	16	85	5.3	36t	1	3	37	12.3	18	0
Oct. 25	@MIN	29	135	4.7	41	1	3	79	26.3	64t	1
Nov. 4	@OAK	25	251	10.0	70t	4	4	21	5.3	8	0
Nov. 11	SD	19	68	3.6	14	0	3	51	17.0	42	0
Nov. 18	@CAR	24	138	5.8	27	0	4	23	5.8	10	0
Nov. 25	ATL	21	50	2.4	10	2	2	13	6.5	8	0
Dec. 2	@DEN	18	56	3.1	9	0	3	42	14.0	26	0
Dec. 9	PHI	28	128	4.6	14	1	3	4	1.3	6	0
Dec. 16	@NO	9	16	1.8	11	0	3	19	6.3	8	0
Dec. 23	STL	18	62	3.4	8	0	7	57	8.1	17	0
Dec. 30	@ATL	28	142	5.1	40t	1	4	18	4.5	12	0
<b>TOTALS</b>		<b>319</b>	<b>1,454</b>	<b>4.6</b>	<b>70t</b>	<b>11</b>	<b>49</b>	<b>472</b>	<b>9.6</b>	<b>64t</b>	<b>1</b>

16

**FREDDIE MARTINO**

WIDE RECEIVER

HT: 6-0 WT: 195

DOB: 9/7/91

NFL: 3RD YEAR

ACQ: FA-'16

COLLEGE: NORTH GREENVILLE

**ACQUIRED BY BUCS:**

- × Signed by Tampa Bay as a free agent on May 12, 2016.

**ORIGINALLY ENTERED NFL:**

- × Originally entered the NFL as a college free agent with the Atlanta Falcons on May 12, 2014.

**TRANSACTIONS:**

- × Signed by Atlanta on May 12, 2014. Waived on August 29, 2014.
- × Signed to Atlanta's practice squad on September 1, 2014. Waived on November 21, 2014.
- × Signed to Atlanta's practice squad on November 25, 2014. Promoted to active roster on December 29, 2014. Waived on August 7, 2015.
- × Signed by Philadelphia on August 10, 2015. Waived on September 5, 2015.
- × Signed to Philadelphia's practice squad on September 6, 2015. Promoted to the active roster on January 4, 2016. Waived on May 2, 2016.
- × Signed by Tampa Bay on March 12, 2016.

**CAREER HIGHLIGHTS:**

- × Made NFL debut with the Falcons at Baltimore (10/19/14).

**2015 HIGHLIGHTS:**

- × Spent the season on Philadelphia's practice squad.

**COLLEGE/PERSONAL:**

- × Started 44-of-48 games played at North Greenville (2010-13), recording school records in receptions (296) and yards (3,766) while notching 26 receiving touchdowns as well as rushing 41 times for 250 yards and five touchdowns.
- × Led the team in receptions and receiving yards in all four of his college seasons.
- × As a senior in 2013, set an NCAA Division II single-season record with 146 receptions in 11 games. His 13.3 receptions-per-game average also marked the highest single-game average in Division II history.
- × Started all 11 games in his final collegiate season, finishing with 146 receptions for 1,680 yards and 12 touchdowns, setting school single-season records for receptions and receiving yards in the process.
- × Started 10-of-11 games played as a junior (2012), recording 49 receptions for 511 yards and three touchdowns as well as two rushing touchdowns.
- × As a sophomore (2011), started 12-of-14 games played, tallying 66 receptions for 1,007 yards and seven touchdowns.
- × Started 11-of-12 games played as a freshman (2010), recording 35 receptions for 569 yards and four touchdowns as well as carrying the ball 23 times for 249 yards and three touchdowns.
- × Was a four-sport athlete at North High School (North, South Carolina), earning all-state honors in football, baseball and track, and snagging all-region honors in basketball.
- × Born Freddie Martino on September 7, 1991 in North, South Carolina.

**CLIFF MATTHEWS**

**DEFENSIVE END**  
**HT: 6-4 WT: 268**  
**DOB: 8/5/89**  
**NFL: 5TH YEAR**  
**ACQ: FA, 2016**  
**COLLEGE: SOUTH CAROLINA**

**96****ACQUIRED BY BUCS:**

- × Signed by Tampa Bay as a free agent on February 5, 2016.

**ORIGINALLY ENTERED NFL:**

- × Originally entered the NFL as a seventh-round pick (230th overall) of the Atlanta Falcons in the 2011 NFL Draft.

**CAREER HIGHLIGHTS:**

- × Spent four seasons with Atlanta (2011-2014).
- × Has played in 32 games, recording 22 tackles, two quarterback hurries and six special teams tackles.
- × Made NFL debut at Kansas City (9/9/12), recording one tackle.
- × Had first-career multi-tackle game vs. New Orleans (11/29/12), posting two tackles.
- × Posted a career-high four tackles vs. Carolina (12/29/13).

**2015 HIGHLIGHTS:**

- × Spent the 2015 offseason and preseason with Atlanta before being waived on September 4, 2015.

**COLLEGE/PERSONAL:**

- × Started 46-of-51 games at South Carolina (2007-2010), recording 149 tackles, 26 tackles for loss, 15.5 sacks, seven forced fumbles and six passes defended.
- × Started all 14 games of his senior season (2010), posting 44 tackles, 8.5 tackles for loss, 5.5 sacks and four forced fumbles.
- × Was listed on preseason Lott, Nagurski and Lombardi trophy watch lists.

- × Named a preseason first-team All-South Eastern Conference selection.
- × Served as a team captain his junior season (2009), recording 47 tackles, 10 tackles for loss and 7.0 sacks.
- × Lead the SEC with four fumble recoveries, was tied for second with three forced fumbles and finished the season fifth in sacks with 7.0.
- × Recorded six tackles, three tackles for loss, two sacks, one forced fumble and a fumble recovery in South Carolina's upset of fourth-ranked Ole Miss (9/25/09).
- × Started all 13 games of his sophomore season (2008), following a move to defensive end from outside linebacker, logging 32 tackles, 5.5 tackles for loss, 3.0 sacks and one fumble recovery.
- × Started 9-of-12 games played as a freshman (2007), tallying 26 tackles, two tackles for loss and a quarterback hurry.
- × Named to both the SEC Coaches and Sporting News Freshman All-SEC teams.
- × Earned his degree in Criminal Justice.
- × Attended Cheraw High School (Chesterfield, South Carolina).
- × Played both tight end and defensive end, leading his team to the state championship as a senior (2007).
- × Ranked as the sixth-best defensive end in the country by Scout.com.
- × Earned Defensive MVP honors at the Shrine Bowl.
- × Family includes father James Matthews, mother Mary Matthews and younger brother Darmian.
- × Born Cliff Matthews on August 5, 1989 in Cheraw, South Carolina.

**MATTHEWS' CAREER STATISTICS**

YEAR	TEAM	GP	GS	TACKLES				YDS	INTERCEPTIONS				FUMBLES			ST TACKLES			
				TOT	SOLO	ASST	SK		NO	YDS	LG	TD	PD	FF	FR	YDS	T	S	A
2012	Atlanta	10	0	3	3	0	0.0	0.0	0	0	0	0	0	0	0	0	3	3	0
2013	Atlanta	15	0	13	7	6	0.0	0.0	0	0	0	0	0	0	0	0	0	0	0
2014	Atlanta	7	0	6	4	2	0.0	0.0	0	0	0	0	0	0	0	0	3	2	1
<b>NFL Totals</b>		<b>32</b>	<b>0</b>	<b>22</b>	<b>14</b>	<b>8</b>	<b>0.0</b>	<b>0.0</b>	<b>0</b>	<b>0</b>	<b>0</b>	<b>0</b>	<b>0</b>	<b>0</b>	<b>0</b>	<b>0</b>	<b>6</b>	<b>5</b>	<b>1</b>

## MATTHEWS' GAME-BY-GAME STATISTICS

## 2014 (W/ATLANTA)

DATE	OPP	TACKLES						QH	INTERCEPTIONS					FUMBLES			ST TACKLES				
		T	S	A	TFL	SK	YDS		NO	YDS	LG	TD	PD	FF	FR	YDS	T	S	A		
Sept. 7	NO	0	0	0	0	0.0	0.0	0	0	0	0	0	0	0	0	0	0	0	1	1	
Sept. 14	@CIN								Inactive												
Sept. 18	TB								Inactive												
Sept. 28	@MIN								Inactive												
Oct. 5	@NYG								Inactive												
Oct. 12	CHI								Inactive												
Oct. 19	@BAL								Inactive												
Oct. 26	DET	0	0	0	0	0.0	0.0	0	0	0	0	0	0	0	0	0	0	0	0	0	0
Nov. 9	@TB								Inactive												
Nov. 16	@CAR								Inactive												
Nov. 23	CLE								Inactive												
Nov. 30	ARI	0	0	0	0	0.0	0.0	2	0	0	0	0	0	0	0	0	0	0	1	0	1
Dec. 8	@GB	1	1	0	0	0.0	0.0	0	0	0	0	0	0	0	0	0	0	0	0	0	0
Dec. 14	PIT	2	2	0	0	0.0	0.0	0	0	0	0	0	0	0	0	0	0	0	0	0	0
Dec. 21	@NO	2	1	1	0	0.0	0.0	0	0	0	0	0	0	0	0	0	0	0	1	1	0
Dec. 28	CAR	1	0	1	0	0.0	0.0	0	0	0	0	0	0	0	0	0	0	0	0	0	0
TOTALS		6	4	2	0	0.0	0.0	2	0	0	0	0	0	0	0	0	0	0	3	2	1

## 2013 (W/ATLANTA)

DATE	OPP	TACKLES						QH	INTERCEPTIONS					FUMBLES			ST TACKLES				
		T	S	A	TFL	SK	YDS		NO	YDS	LG	TD	PD	FF	FR	YDS	T	S	A		
Sept. 8	@NO	0	0	0	0	0.0	0.0	0	0	0	0	0	0	0	0	0	0	0	0	0	0
Sept. 15	STL	0	0	0	0	0.0	0.0	0	0	0	0	0	0	0	0	0	0	0	0	0	0
Sept. 22	@MIA	0	0	0	0	0.0	0.0	0	0	0	0	0	0	0	0	0	0	0	0	0	0
Sept. 29	NE	0	0	0	0	0.0	0.0	0	0	0	0	0	0	0	0	0	0	0	0	0	0
Oct. 7	NYJ	0	0	0	0	0.0	0.0	0	0	0	0	0	0	0	0	0	0	0	0	0	0
Oct. 20	TB	1	1	0	0	0.0	0.0	0	0	0	0	0	0	0	0	0	0	0	0	0	0
Oct. 27	@ARI	1	1	0	0	0.0	0.0	0	0	0	0	0	0	0	0	0	0	0	0	0	0
Nov. 3	@CAR	0	0	0	0	0.0	0.0	0	0	0	0	0	0	0	0	0	0	0	0	0	0
Nov. 10	SEA	Inactive																			
Nov. 17	@TB	3	2	1	0	0.0	0.0	0	0	0	0	0	0	0	0	0	0	0	0	0	0
Nov. 21	NO	1	0	1	0	0.0	0.0	0	0	0	0	0	0	0	0	0	0	0	0	0	0
Dec. 1	@BUF	0	0	0	0	0.0	0.0	0	0	0	0	0	0	0	0	0	0	0	0	0	0
Dec. 8	@GB	2	1	1	0	0.0	0.0	0	0	0	0	0	0	0	0	0	0	0	0	0	0
Dec. 15	WAS	0	0	0	0	0.0	0.0	0	0	0	0	0	0	0	0	0	0	0	0	0	0
Dec. 23	@SF	1	0	1	0	0.0	0.0	0	0	0	0	0	0	0	0	0	0	0	0	0	0
Dec. 29	CAR	4	2	2	0	0.0	0.0	0	0	0	0	0	0	0	0	0	0	0	0	0	0
TOTALS		13	7	6	0	0.0	0.0	0	0	0	0	0	0	0	0	0	0	0	0	0	0

## 2012 (W/ATLANTA)

DATE	OPP	TACKLES						QH	INTERCEPTIONS					FUMBLES			ST TACKLES				
		T	S	A	TFL	SK	YDS		NO	YDS	LG	TD	PD	FF	FR	YDS	T	S	A		
Sept. 9	@KC	1	1	0	0	0.0	0.0	0	0	0	0	0	0	0	0	0	0	0	0	0	0
Sept. 17	DEN								Inactive												
Sept. 23	@SD								Inactive												
Sept. 30	CAR	0	0	0	0	0.0	0.0	0	0	0	0	0	0	0	0	0	0	0	0	0	0
Oct. 7	@WAS								Inactive												
Oct. 14	OAK								Inactive												
Oct. 28	@PHI								Inactive												
Nov. 4	DAL	0	0	0	0	0.0	0.0	0	0	0	0	0	0	0	0	0	0	0	0	0	0
Nov. 11	@NO	0	0	0	0	0.0	0.0	0	0	0	0	0	0	0	0	0	0	0	0	0	0
Nov. 18	ARI	0	0	0	0	0.0	0.0	0	0	0	0	0	0	0	0	0	0	0	0	0	0
Nov. 25	@TB	0	0	0	0	0.0	0.0	0	0	0	0	0	0	0	0	0	0	0	1	1	0
Nov. 29	NO	2	2	0	0	0.0	0.0	0	0	0	0	0	0	0	0	0	0	0	1	1	0
Dec. 9	@CAR	0	0	0	0	0.0	0.0	0	0	0	0	0	0	0	0	0	0	0	0	0	0
Dec. 16	NYG	0	0	0	0	0.0	0.0	0	0	0	0	0	0	0	0	0	0	0	1	1	0
Dec. 22	@DET								Inactive												
Dec. 30	TB	0	0	0	0	0.0	0.0	0	0	0	0	0	0	0	0	0	0	0	0	0	0
TOTALS		3	3	0	0	0.0	0.0	0	0	0	0	0	0	0	0	0	0	0	3	3	0



### ACQUIRED BY BUCS:

- x Selected by Tampa Bay in the first round (3rd overall) of the 2010 NFL Draft.

### AWARDS & ACCOLADES:

- x 4x Pro Bowl Selection (2012-15).
- x 2013 AP All-Pro First Team Selection.
- x 2014 AP All-Pro Second Team Selection.
- x 2x Sporting News First Team All-Pro Selection (2013-14).
- x 2x PFWA All-NFL Team Selection (2012-13).
- x 2014 PFWA All-NFC Team Selection.

### CAREER HIGHLIGHTS:

- x Selected to four consecutive Pro Bowls (2012-15).
- x Named All-Pro by Associated Press (first team, 2013; second team, 2014), Sporting News (first team, 2013-2014), and PFWA (first team, 2013; All-NFC, 2014).
- x Has served as a Buccaneers defensive captain from 2012-15.
- x Has 35.5 career sacks, the fifth-most in franchise history.
- x Leads all NFL defensive tackles in sacks since 2013 (26.5).
- x His career-high 9.5 sacks in 2013 were the fourth-most in the NFL by a defensive tackle and the fifth-most ever by a Buccaneers defensive tackle.
- x In 2013, he was Pro Football Focus' highest-rated defensive tackle and recorded the second-highest grade they have ever given (2008-present). According to the website, McCoy's 79.5 combined sacks, quarterback hits and pressures led the NFL.
- x His 15 tackles for loss in 2013, ranked seventh in the NFL and first among defensive tackles.
- x Posted career-high three sacks vs. Atlanta (11/17/13), which tied for the most sacks in a single game by a Buccaneers defensive tackle.

- x In 2012, anchored NFL's No. 1-ranked rushing defense, which allowed a franchise-record 82.5 yards per game. Also ranked second on team with five sacks and added 30 tackles, two passes defended, one forced fumble and one fumble recovery.
- x Became just the fifth defensive rookie to start for the Buccaneers on opening day since 1995 when he started vs. Cleveland (9/12/10).
- x In 2010, ranked tied for third on the team with 3.0 sacks, tied for fourth on the team with 6.0 tackles for loss and ranked second with 17 quarterback pressures during his rookie season, despite missing the final three games.
- x Registered first career sack at San Francisco (11/21/10).
- x Posted first career multi-sack game at Baltimore (11/28/10).
- x Matched then-career high with 2.0 sacks at Dallas (9/23/12). Also recorded four tackles, including two for loss, and a forced fumble.
- x Recovered first fumble of career vs. Atlanta (11/25/12).

### 2015 HIGHLIGHTS:

- x Started all 15 games he played, leading team in sacks (8.5) for the third consecutive season. Also posted 34 tackles, 17 quarterback hits and one pass defended.
- x Ranked 21st in the NFL and fourth among defensive tackles with 8.5 sacks.
- x Started season opener vs. Tennessee (9/13), recording three tackles and one sack.
- x Posted two tackles, one sack and a pass defended in win at New Orleans (9/20).
- x Playing through shoulder injury, recorded two tackles and a quarterback hit at Houston (9/27).
- x Collected four tackles, including two for loss, and one sack vs. Carolina (10/4).

- x Recorded three tackles and 1.5 sacks in win vs. Jacksonville (10/11).
- x Recorded two tackles and a quarterback hit at Washington (10/25).
- x Notched three quarterback hits to go along with one tackle in win at Atlanta (11/1).
- x Posted one tackle and one quarterback hit vs. New York Giants (11/8).
- x Logged one tackle in win vs. Dallas (11/15) as part of defensive line that limited the Cowboys to 216 total yards and 42 rushing yards on 21 carries (2.0 avg.).
- x Registered three tackles and 1.5 sacks in win at Philadelphia (11/22).
- x Notched two tackles and one sack at Indianapolis (11/29). Anchored rush defense that limited Colts to 27 yards on 26 carries (1.0 avg.).
- x Inactive vs. Atlanta (12/6) with a hand injury.
- x Posted three tackles vs. New Orleans (12/13).
- x Recorded a half-sack at St. Louis (12/17).
- x Collected four tackles and a sack vs. Chicago (12/27).
- x Started at Carolina (1/3) and posted two tackles.

### COLLEGE:

- x The highest-drafted interior lineman by the Buccaneers since Warren Sapp was selected 12th overall in 1995.
- x Third player from University of Oklahoma to be selected by the Buccaneers in the first round joining DE Lee Roy Selmon (1st overall in 1976) and G Davin Joseph (23rd overall in 2006).
- x Was the second of three Oklahoma Sooners drafted in the first four picks of 2010 NFL Draft marking the first time in NFL history that one college has had three players selected among the first four picks.
- x Two-time team captain that started all 40 games during his Oklahoma career (2007-09), playing the three-technique right defensive tackle position.
- x His 40 consecutive starts led the team and is a school record for defensive linemen.
- x Finished career with 83 tackles, including 14.5 sacks, 33 tackles for loss and 21 quarterback pressures.
- x Also recorded two forced fumbles and two fumble recoveries, one interception and had four passes defended.
- x Led Oklahoma with 12 quarterback pressures, and was second on the team with 15.5 tackles for loss as a senior.
- x Earned All-American first-team honors from Walter Camp, Football Writers Association and Sporting News. Lombardi Trophy Finalist and consensus All-Big 12 first-team.

- x Honorable mention Big 12 Defensive Player of the Year and Defensive Lineman of the Year by the coaches.
- x Earned Sporting News first-team All-American and AP second-team All-American honors.
- x Consensus All-Big 12 first-team and Big 12 Defensive Player of the Year by the Dallas Morning News.
- x First career interception came in the BCS title game against Florida in 2008.
- x Named Big 12 Defensive Freshman of the Year while also earning freshman All-American honors by Rivals, The Sporting News and CollegeFootballNews.com.
- x Majored in human relations.

### PERSONAL:

- x Son of Gerald and the late Patricia McCoy.
- x Married to Ebony McCoy, the couple have four children: son Marcellus Crutchfield, daughter Nevaeh McCoy and twins Gerald and Germany McCoy.
- x Born Gerald McCoy on February 25, 1988, in Oklahoma City, Oklahoma.

### COMMUNITY:

- x Is committed to making a difference in the lives of children from single-parent families, annually hosting holiday events and charitable efforts in the Tampa area.
- x In June 2016, hosted the inaugural Gerald McCoy Youth Football Clinic at One Buccaneer Place to teach football fundamentals to youths, with a portion of children coming from single-parent households.
- x Along with his wife and family, surprised 10 single-mother families with toys, gift cards, and meals for the holidays in December 2013, and in December 2014 and 2015, surprised dozens of children and families at Metropolitan Ministries with Christmas gifts.
- x A major supporter of the National Pediatric Cancer Foundation, has annually served as a spokesperson and participated in the Buccaneers Cut for a Cure, also donating thousands of dollars towards the team's fundraising efforts.
- x Spokesperson for the Glazer Family Foundation's Vision Program, promoting the importance of healthy eyesight and wearing glasses for Title I students throughout Tampa Bay.
- x Served as Grand Marshal for the 2016 Firestone Grand Prix of St. Petersburg.
- x Was presented with the 2012 Pop Warner Little Scholars "Inspiration to Youth" Award at Pop Warner's annual All-American Scholastic Banquet in Orlando, Florida in May 2012.



- x Sponsors the “Gerald’s Little Giants” Front Row Fans section to provide a special gameday experience at Raymond James Stadium for local charities.
- x Along with the defensive line, purchased toys and hosted a surprise shopping spree for underprivileged families in the “D-Line Does Christmas” events in December 2012, 2013, 2014 and 2015.
- x Following home games in 2012 and 2013, shared inspirational words about his faith to thousands of fans as part of the team’s “Faith and Football” celebration events at Raymond James Stadium.
- x Helped present a \$100,000 grant in September 2012 to build Tampa Bay Buccaneers Field in Clearwater’s North Greenwood community, where McCoy and teammates also led local youths through football drills.
- x Supported the Buccaneers “Wall of Hope” celebration in September 2012 by hosting pediatric cancer patients at One Buccaneer Place for a ceremonial event to raise awareness for the Pediatric Cancer Foundation.
- x In June 2012, visited the Carrollwood Cardinals youth football program to lead children through football drills and help present thousands of dollars in new sporting equipment that vandals had stolen from the league.
- x An avid comic book fan and movie buff, sponsored a special screening of Marvel’s The Avengers for more than 400 Buccaneers fans in May 2012 and again in 2015.
- x Annually serves as a celebrity escort to young women fighting cancer in the Fashion Funds the Cure fashion show to benefit the Pediatric Cancer Foundation.
- x Helped surprise 30 families with tickets, gift cards, a shopping spree and more for the fifth annual Day of Giving event in December 2011.
- x Signed autographs and greeted fans at the Buccaneers’ Official Season Kickoff Party in September 2010 and 2011.
- x Along with teammates and general manager Mark Dominik, greeted soldiers recovering from injury and illness at James A. Haley VA Hospital in November 2010 and 2011 in honor of Veterans Day.
- x Greeted hospital patients and sang Christmas carols to retirement home residents in December 2010.
- x As part of the Buccaneers Rookie Club in 2010, visited Metropolitan Ministries to prepare food and spend time with kids in the Ministries’ after school program; participated in arts and crafts, a costume contest and haunted houses with underprivileged youths at the Buccaneers’ Halloween Celebration; and hosted a bowling outing for foster children and accompanied the Boys & Girls Club of Orlando to a theme park.

## McCOY’S CAREER STATISTICS

YEAR	TEAM	GP	GS	TACKLES				YDS	INTERCEPTIONS				FUMBLES			
				TOT	SOLO	ASST	SK		NO	YDS	LG	TD	PD	FF	FR	YDS
2010	Tampa Bay	13	13	43	27	16	3.0	22.0	0	0	0	0	5	1	0	0
2011	Tampa Bay	6	6	13	12	1	1.0	6.0	0	0	0	0	0	1	0	0
2012	Tampa Bay	16	16	30	24	6	5.0	35.0	0	0	0	0	2	1	1	0
2013	Tampa Bay	16	16	50	35	15	9.5	71.5	0	0	0	0	4	0	1	0
2014	Tampa Bay	13	13	35	28	7	8.5	60.5	0	0	0	0	3	1	0	0
2015	Tampa Bay	15	15	34	26	8	8.5	59.5	0	0	0	0	1	0	0	0
<b>NFL Totals</b>		<b>79</b>	<b>79</b>	<b>205</b>	<b>152</b>	<b>53</b>	<b>35.5</b>	<b>254.5</b>	<b>0</b>	<b>0</b>	<b>0</b>	<b>0</b>	<b>15</b>	<b>4</b>	<b>2</b>	<b>0</b>

### SINGLE-GAME HIGHS

**Tackles:** 8, vs. Carolina, 9/7/14  
**Sacks:** 3.0, vs. Atlanta, 11/17/13  
**Forced Fumbles:** 1, four times, last at Chicago, 11/23/14  
**Passes Defensed:** 2, vs. Carolina, 11/14/10

# McCOY'S GAME-BY-GAME STATISTICS

## 2015

DATE	OPP	TACKLES							INTERCEPTIONS					FUMBLES			ST TACKLES		
		T	S	A	TFL	SK	YDS	QH	NO	YDS	LG	TD	PD	FF	FR	YDS	T	S	A
Sept. 13	TEN	3	3	0	1	1.0	11.0	1	0	0	0	0	0	0	0	0	0	0	0
Sept. 20	@NO	2	2	0	1	1.0	11.0	1	0	0	0	0	1	0	0	0	0	0	
Sept. 27	@HOU	2	1	1	0	0.0	0.0	1	0	0	0	0	0	0	0	0	0	0	
Oct. 4	CAR	4	4	0	2	1.0	9.0	1	0	0	0	0	0	0	0	0	0	0	
Oct. 11	JAC	3	1	2	1	1.5	5.5	2	0	0	0	0	0	0	0	0	0	0	
Oct. 25	@WAS	2	1	1	0	0.0	0.0	1	0	0	0	0	0	0	0	0	0	0	
Nov. 1	@ATL	1	1	0	0	0.0	0.0	3	0	0	0	0	0	0	0	0	0	0	
Nov. 8	NYG	1	1	0	0	0.0	0.0	1	0	0	0	0	0	0	0	0	0	0	
Nov. 15	DAL	1	1	0	0	0.0	0.0	0	0	0	0	0	0	0	0	0	0	0	
Nov. 22	@PHI	3	2	1	1	1.5	10.0	2	0	0	0	0	0	0	0	0	0	0	
Nov. 29	@IND	2	2	0	1	1.0	4.0	1	0	0	0	0	0	0	0	0	0	0	
Dec. 6	ATL	Inactive																	
Dec. 13	NO	3	2	1	0	0.0	0.0	0	0	0	0	0	0	0	0	0	0	0	
Dec. 17	@STL	1	0	1	0	0.5	6.0	1	0	0	0	0	0	0	0	0	0	0	
Dec. 27	CHI	4	4	0	1	1.0	3.0	1	0	0	0	0	0	0	0	0	0	0	
Jan. 3	@CAR	2	1	1	0	0.0	0.0	1	0	0	0	0	0	0	0	0	0	0	
<b>TOTALS</b>		<b>34</b>	<b>26</b>	<b>8</b>	<b>8</b>	<b>8.5</b>	<b>59.5</b>	<b>17</b>	<b>0</b>	<b>0</b>	<b>0</b>	<b>0</b>	<b>1</b>	<b>0</b>	<b>0</b>	<b>0</b>	<b>0</b>	<b>0</b>	

## 2014

DATE	OPP	TACKLES							INTERCEPTIONS					FUMBLES			ST TACKLES		
		T	S	A	TFL	SK	YDS	QH	NO	YDS	LG	TD	PD	FF	FR	YDS	T	S	A
Sept. 7	CAR	8	8	0	2	1.0	9.0	1	0	0	0	0	0	0	0	0	0	0	
Sept. 14	STL	0	0	0	0	0.0	0.0	0	0	0	0	0	0	0	0	0	0	0	
Sept. 18	@ATL	Inactive																	
Sept. 28	@PIT	2	1	1	1	1.0	6.0	1	0	0	0	1	0	0	0	0	0	0	
Oct. 5	@NO	4	3	1	2	0.0	0.0	4	0	0	0	0	0	0	0	0	0	0	
Oct. 12	BAL	3	2	1	1	0.0	0.0	0	0	0	0	0	0	0	0	0	0	0	
Oct. 26	MIN	2	1	1	0	1.0	6.0	2	0	0	0	0	1	0	0	0	0	0	
Nov. 2	@CLE	2	2	0	2	2.0	13.0	2	0	0	0	0	0	0	0	0	0	0	
Nov. 9	ATL	1	1	0	1	0.0	0.0	0	0	0	0	0	0	0	0	0	0	0	
Nov. 16	@WAS	5	3	2	1	1.5	11.5	2	0	0	0	0	0	0	0	0	0	0	
Nov. 23	@CHI	3	3	0	0	1.0	7.0	1	0	0	0	0	0	1	0	0	0	0	
Nov. 30	CIN	2	2	0	1	1.0	8.0	1	0	0	0	0	1	0	0	0	0	0	
Dec. 7	@DET	2	2	0	1	0.0	0.0	0	0	0	0	0	0	0	0	0	0	0	
Dec. 14	@CAR	1	0	1	0	0.0	0.0	0	0	0	0	0	0	0	0	0	0	0	
Dec. 21	GB	Injured Reserve																	
Dec. 28	NO	Injured Reserve																	
<b>TOTALS</b>		<b>35</b>	<b>28</b>	<b>7</b>	<b>12</b>	<b>8.5</b>	<b>60.5</b>	<b>14</b>	<b>0</b>	<b>0</b>	<b>0</b>	<b>0</b>	<b>3</b>	<b>1</b>	<b>0</b>	<b>0</b>	<b>0</b>	<b>0</b>	

## 2013

DATE	OPP	TACKLES							INTERCEPTIONS					FUMBLES			ST TACKLES		
		T	S	A	TFL	SK	YDS	QH	NO	YDS	LG	TD	PD	FF	FR	YDS	T	S	A
Sept. 9	@NYJ	2	1	1	0	0.0	0.0	1	0	0	0	0	0	0	0	0	0	0	
Sept. 15	NO	2	2	0	1	1.0	7.0	1	0	0	0	0	0	0	0	0	0	0	
Sept. 22	@NE	3	3	0	0	0.0	0.0	0	0	0	0	0	0	0	0	0	0	0	
Sept. 29	ARI	1	1	0	1	1.0	8.0	1	0	0	0	0	1	0	12	0	0	0	
Oct. 13	PHI	3	2	1	0	0.0	0.0	1	0	0	0	0	0	0	0	0	0	0	
Oct. 20	@ATL	2	1	1	1	0.0	0.0	1	0	0	0	0	0	0	0	0	0	0	
Oct. 24	CAR	1	1	0	0	0.0	0.0	0	0	0	0	0	0	0	0	0	0	0	
Nov. 3	@SEA	6	2	4	0	0.0	0.0	2	0	0	0	0	0	0	0	0	0	0	
Nov. 11	MIA	5	3	2	3	1.0	10.0	3	0	0	0	0	0	0	0	0	0	0	
Nov. 17	ATL	5	4	1	3	3.0	20.0	4	0	0	0	0	1	0	0	0	0	0	
Nov. 24	@DET	3	3	0	2	0.0	0.0	0	0	0	0	0	0	0	0	0	0	0	
Dec. 1	@CAR	0	0	0	0	0.0	0.0	0	0	0	0	0	0	0	0	0	0	0	
Dec. 8	BUF	6	5	1	1	1.0	2.0	3	0	0	0	0	1	0	0	0	0	0	
Dec. 15	SF	3	2	1	2	1.0	9.0	1	0	0	0	0	0	0	0	0	0	0	
Dec. 22	@STL	6	4	2	1	1.0	10.0	1	0	0	0	0	0	0	0	0	0	0	
Dec. 29	@NO	2	1	1	0	0.0	0.0	1	0	0	0	0	1	0	0	0	0	0	
<b>TOTALS</b>		<b>50</b>	<b>35</b>	<b>15</b>	<b>15</b>	<b>9.0</b>	<b>66.0</b>	<b>19</b>	<b>0</b>	<b>0</b>	<b>0</b>	<b>0</b>	<b>4</b>	<b>0</b>	<b>1</b>	<b>0</b>	<b>0</b>	<b>0</b>	

## 2012

DATE	OPP	TACKLES						INTERCEPTIONS						FUMBLES			ST TACKLES		
		T	S	A	TFL	SK	YDS	QH	NO	YDS	LG	TD	PD	FF	FR	YDS	T	S	A
Sept. 9	CAR	2	2	0	2	1.0	8.0	2	0	0	0	0	0	0	0	0	0	0	0
Sept. 16	@NYG	2	2	0	0	0.0	0.0	1	0	0	0	0	1	0	0	0	0	0	0
Sept. 23	@DAL	4	3	1	2	2.0	9.0	3	0	0	0	0	0	1	0	0	0	0	0
Sept. 30	WAS	3	3	0	1	0.0	0.0	0	0	0	0	0	0	0	0	0	0	0	0
Oct. 14	KC	1	1	0	0	0.0	0.0	0	0	0	0	0	0	0	0	0	0	0	0
Oct. 21	NO	3	1	2	0	0.0	0.0	0	0	0	0	0	1	0	0	0	0	0	0
Oct. 25	@MIN	1	0	1	0	0.0	0.0	0	0	0	0	0	0	0	0	0	0	0	0
Nov. 4	@OAK	1	0	1	0	0.0	0.0	0	0	0	0	0	0	0	0	0	0	0	0
Nov. 11	SD	1	1	0	0	0.0	0.0	1	0	0	0	0	0	0	0	0	0	0	0
Nov. 18	@CAR	2	2	0	1	0.0	0.0	0	0	0	0	0	0	0	0	0	0	0	0
Nov. 25	ATL	0	0	0	0	0.0	0.0	0	0	0	0	0	0	0	1	0	0	0	0
Dec. 2	@DEN	4	4	0	0	0.0	0.0	0	0	0	0	0	0	0	0	0	0	0	0
Dec. 9	PHI	5	4	1	3	2.0	18.0	3	0	0	0	0	0	0	0	0	0	0	0
Dec. 16	@NO	1	0	1	0	0.0	0.0	3	0	0	0	0	0	0	0	0	0	0	0
Dec. 23	STL	0	0	0	0	0.0	0.0	2	0	0	0	0	0	0	0	0	0	0	0
Dec. 30	@ATL	0	0	0	0	0.0	0.0	1	0	0	0	0	0	0	0	0	0	0	0
<b>TOTALS</b>		<b>30</b>	<b>24</b>	<b>6</b>	<b>9</b>	<b>5.0</b>	<b>35.0</b>	<b>16</b>	<b>0</b>	<b>0</b>	<b>0</b>	<b>0</b>	<b>2</b>	<b>1</b>	<b>1</b>	<b>0</b>	<b>0</b>	<b>0</b>	<b>0</b>

## 2011

DATE	OPP	TACKLES						INTERCEPTIONS						FUMBLES			ST TACKLES		
		T	S	A	TFL	SK	YDS	QBP	NO	YDS	LG	TD	PD	FF	FR	YDS	T	S	A
Sept. 11	DET	3	3	0	1	0.0	0.0	0	0	0	0	0	0	1	0	0	0	0	0
Sept. 18	@MIN	3	3	0	0	0.0	0.0	3	0	0	0	0	0	0	0	0	0	0	0
Sept. 25	ATL	1	1	0	0	0.0	0.0	6	0	0	0	0	0	0	0	0	0	0	0
Oct. 3	IND	6	5	1	3	1.0	6.0	4	0	0	0	0	0	0	0	0	0	0	0
Oct. 9	@SF	0	0	0	0	0.0	0.0	0	0	0	0	0	0	0	0	0	0	0	0
Oct. 16	NO								Inactive										
Oct. 23	CHI								Inactive										
Nov. 6	@NO	0	0	0	0	0.0	0.0	0	0	0	0	0	0	0	0	0	0	0	0
Nov. 13	HOU								Injured Reserve										
Nov. 20	@GB								Injured Reserve										
Nov. 27	@TEN								Injured Reserve										
Dec. 4	CAR								Injured Reserve										
Dec. 11	@JAC								Injured Reserve										
Dec. 17	DAL								Injured Reserve										
Dec. 24	@CAR								Injured Reserve										
Jan. 1	@ATL								Injured Reserve										
<b>TOTALS</b>		<b>13</b>	<b>12</b>	<b>1</b>	<b>4</b>	<b>1.0</b>	<b>6.0</b>	<b>13</b>	<b>0</b>	<b>0</b>	<b>0</b>	<b>0</b>	<b>0</b>	<b>1</b>	<b>0</b>	<b>0</b>	<b>0</b>	<b>0</b>	<b>0</b>

## 2010

DATE	OPP	TACKLES						INTERCEPTIONS						FUMBLES			ST TACKLES		
		T	S	A	TFL	SK	YDS	QBP	NO	YDS	LG	TD	PD	FF	FR	YDS	T	S	A
Sept. 12	CLE	4	3	1	1	0.0	0.0	2	0	0	0	0	0	0	0	0	0	0	0
Sept. 19	@CAR	6	1	5	1	0.0	0.0	1	0	0	0	0	0	0	0	0	0	0	0
Sept. 26	PIT	2	0	2	0	0.0	0.0	0	0	0	0	0	0	0	0	0	0	0	0
Oct. 10	@CIN	1	0	1	0	0.0	0.0	2	0	0	0	0	1	0	0	0	0	0	0
Oct. 17	NO	1	1	0	1	0.0	0.0	1	0	0	0	0	0	0	0	0	0	0	0
Oct. 24	STL	3	2	1	0	0.0	0.0	0	0	0	0	0	1	0	0	0	0	0	0
Oct. 31	@ARI	5	5	0	1	0.0	0.0	2	0	0	0	0	0	0	0	0	0	0	0
Nov. 7	@ATL	3	2	1	1	0.0	0.0	3	0	0	0	0	0	0	0	0	0	0	0
Nov. 14	CAR	5	4	1	1	0.0	0.0	1	0	0	0	0	2	1	0	0	0	0	0
Nov. 21	@SF	7	3	4	0	1.0	5.0	2	0	0	0	0	1	0	0	0	0	0	0
Nov. 28	@BAL	3	3	0	0	2.0	17.0	0	0	0	0	0	0	0	0	0	0	0	0
Dec. 5	ATL	2	2	0	0	0.0	0.0	3	0	0	0	0	0	0	0	0	0	0	0
Dec. 12	@WAS	1	1	0	0	0.0	0.0	0	0	0	0	0	0	0	0	0	0	0	0
Dec. 19	DET								Injured Reserve										
Dec. 26	SEA								Injured Reserve										
Jan. 2	@NO								Injured Reserve										
<b>TOTALS</b>		<b>43</b>	<b>27</b>	<b>16</b>	<b>6</b>	<b>3.0</b>	<b>22.0</b>	<b>17</b>	<b>0</b>	<b>0</b>	<b>0</b>	<b>0</b>	<b>5</b>	<b>1</b>	<b>0</b>	<b>0</b>	<b>0</b>	<b>0</b>	<b>0</b>

98

**CLINTON McDONALD****DEFENSIVE TACKLE****HT: 6-2 WT: 297****DOB: 1/6/87****NFL: 8TH YEAR****ACQ: UFA (SEA), 2014****COLLEGE: MEMPHIS****ACQUIRED BY BUCS:**

- × Signed by Tampa Bay on March 12, 2014, as an unrestricted free agent from Seattle.

**ORIGINALLY ENTERED NFL:**

- × Originally entered the NFL as a seventh-round pick, (249th overall) of the Cincinnati Bengals in the 2009 NFL Draft.

**CAREER HIGHLIGHTS:**

- × Has played in 71 career games, with 21 starts, recording 175 tackles, 10.5 sacks, five passes defended, four fumble recoveries and two interceptions.
- × Has played in five career postseason games, with one start, recording 10 tackles and two fumble recoveries.
- × Since 2013, ranks 10th among defensive tackles with 111 tackles, tied for 13th with 10.5 sacks, tied for 10th with four passes defended, and tied for 18th with 9.0 run stuffs.
- × His two interceptions since 2013 are tied for the most by a defensive lineman in the NFL (Haloti Ngata, Justin Tuck).
- × Won Super Bowl XLVIII with the Seattle Seahawks.
- × Played for Cincinnati (2009-10) and Seattle (2011-13) before joining Tampa Bay.
- × Posted career-high eight tackles at Houston (9/27/15)
- × Talled first career sack against Jacksonville (9/22/13), dropping Jaguars QB Chad Henne for a nine-yard loss.
- × Recorded first career interception against Minnesota (11/17/13).
- × Registered first career fumble recovery at St. Louis (11/20/11).
- × Made first career start at San Diego (11/27/11).
- × Made NFL debut against Pittsburgh (11/8/10).

**2015 HIGHLIGHTS:**

- × Placed on Injured Reserve on November 3.
- × Elected as a team captain.

- × Has started all six contests that he has played, ranking fifth on the team with 31 tackles.
- × His 31 tackles are the eighth-most by a defensive lineman in the NFL and the third-most by a defensive tackle.
- × Started season opener vs. Tennessee (9/13) and recorded four tackles.
- × Posted six tackles in a win at New Orleans (9/20).
- × Recorded career-high eight tackles at Houston (9/27).
- × Logged four tackles vs. Carolina (10/4).
- × Registered three tackles, including one for loss, in win vs. Jacksonville (10/11).
- × Collected six tackles, including one for loss, and in helping defense limit Washington (10/25) to 50 rushing yards on 19 carries (2.6 avg.).
- × Inactive at Atlanta (11/1) with a pectoral injury.

**COLLEGE/PERSONAL:**

- × Played four seasons at Memphis (2005-08), starting 33-of-48 games played, totaling 141 tackles and 11.5 sacks.
- × Voted first-team All-Conference USA as a senior, recording a team-leading 7.0 sacks.
- × Against Arkansas State as a senior, tied a school record with 4.0 sacks, earning C-USA Defensive Player of the Week honors.
- × Attended Jacksonville High School (Jacksonville, Arkansas).
- × A three-year letterman on the football team, earned Class 5-A all-state honors and was named to the Arkansas Democrat-Gazette's 5-A Top Prospects list.
- × Son of Larry and Bonnie McDonald
- × Born Clinton Myers McDonald on January 6, 1987 in Jacksonville, Arkansas.

**COMMUNITY:**

- × Hosts annual "Iron Sharpens Iron" Football and Cheer Camp in his hometown of Jacksonville, Arkansas for children.
- × In May 2016, served as an honorary guest speaker at the Buccaneers second annual General H Norman

Schwarzkopf Military Family of the Year Awards at One Buccaneer Place.

- × In May 2016, greeted and addressed Team USA before it competed in the Invictus Games, the international Paralympic-style sports event for wounded, injured, or sick armed service members and veterans.
- × Helped hand out candy to trick-or-treaters from Buccaneers Academy schools attending Lowry Park Zoo's ZooBoo KIDS Halloween event in October 2015.
- × Paired up with United Way volunteers and students to install a "Learning Garden" at Davis Elementary in September 2015.
- × In August 2015, visited patients at St. Joseph's Children's Hospital in Tampa.
- × In March 2015, visited Hunter's Creek Middle School in Orlando to lead students in PLAY 60 drills, present the school with a \$10,000 PLAY 60 grant, and congratulate Bobby Sena for being named the national winner of the NFL PLAY 60 Super Kid competition.
- × Along with the defensive line, purchased toys and hosted a surprise shopping spree for underprivileged families in the "D-Line Does Christmas" event in December 2014 and 2015.
- × On Veterans' Day 2014, greeted military service members at James A. Haley Veterans' Hospital.
- × In September 2014, participated in a Buccaneers Academy ribbon-cutting ceremony and helped build an outdoor class at Sheehy Elementary in Tampa.
- × In June 2014 and 2015, had his head shaved by children battling cancer as part of the Buccaneers Cut for a Cure to raise funds and awareness for the Pediatric Cancer Foundation.

## McDONALD'S CAREER STATISTICS

YEAR	TEAM	TACKLES							INTERCEPTIONS				FUMBLES			
		GP	GS	TOT	SOLO	ASST	SK	YDS	NO	YDS	LG	TD	PD	FF	FR	YDS
2010	Cincinnati	8	0	4	4	0	0.0	0	0	0	0	0	0	0	0	0
2011	Seattle	15	1	35	21	14	0.0	0	0	0	0	0	0	0	1	2
2012	Seattle	14	0	25	17	8	0.0	0	0	0	0	1	0	0	0	
2013	Seattle	15	1	35	19	16	5.5	44.5	1	3	3	0	2	0	1	0
2014	Tampa Bay	13	13	45	34	11	5.0	41.0	1	3	3	0	2	0	2	1
2015	Tampa Bay	6	6	31	21	10	0.0	0.0	0	0	0	0	0	0	0	0
<b>NFL Totals</b>		<b>71</b>	<b>21</b>	<b>175</b>	<b>116</b>	<b>59</b>	<b>10.5</b>	<b>85.5</b>	<b>2</b>	<b>6</b>	<b>3</b>	<b>0</b>	<b>5</b>	<b>0</b>	<b>4</b>	<b>3</b>
<b>PLAYOFFS</b>																
YEAR	TEAM	TACKLES							INTERCEPTIONS				FUMBLES			
		GP	GS	TOT	SOLO	ASST	SK	YDS	NO	YDS	LG	TD	PD	FF	FR	YDS
2012	Seattle	2	0	3	1	2	0.0	0.0	0	0	0	0	0	0	1	0
2013	Seattle	3	1	7	4	3	0.0	0.0	0	0	0	0	0	0	1	0
<b>Postseason</b>		<b>5</b>	<b>1</b>	<b>10</b>	<b>5</b>	<b>5</b>	<b>0.0</b>	<b>0.0</b>	<b>1</b>	<b>3</b>	<b>3</b>	<b>0</b>	<b>3</b>	<b>0</b>	<b>3</b>	<b>2</b>

### SINGLE-GAME HIGHS

**Tackles:** 8, at Houston, 9/27/15

**Sacks:** 1.5, vs. Jacksonville, 9/22/13 (w/Seattle)

**Interceptions:** 1, two times, last at Cleveland, 11/2/14

**Fumble Recoveries:** 1, seven times (twice in postseason), last vs. Green Bay, 12/22/14

**Passes Defensed:** 1, five times, last vs. New Orleans, 12/28/14

# MCDONALD'S GAME-BY-GAME STATISTICS

## 2015

DATE	OPP	TACKLES						INTERCEPTIONS						FUMBLES			ST TACKLES		
		T	S	A	TFL	SK	YDS	QH	NO	YDS	LG	TD	PD	FF	FR	YDS	T	S	A
Sept. 13	TEN	4	4	0	0	0.0	0.0	0	0	0	0	0	0	0	0	0	0	0	0
Sept. 20	@NO	6	4	2	0	0.0	0.0	0	0	0	0	0	0	0	0	0	0	0	
Sept. 27	@HOU	8	4	4	0	0.0	0.0	0	0	0	0	0	0	0	0	0	0	0	
Oct. 4	CAR	4	2	2	0	0.0	0.0	0	0	0	0	0	0	0	0	0	0	0	
Oct. 11	JAC	3	3	0	1	0.0	0.0	0	0	0	0	0	0	0	0	0	0	0	
Oct. 25	@WAS	6	4	2	1	0.0	0.0	0	0	0	0	0	0	0	0	0	0	0	
Nov. 1	@ATL	Inactive																	
Nov. 8	NYG	Injured Reserve																	
Nov. 15	DAL	Injured Reserve																	
Nov. 22	@PHI	Injured Reserve																	
Nov. 29	@IND	Injured Reserve																	
Dec. 6	ATL	Injured Reserve																	
Dec. 13	NO	Injured Reserve																	
Dec. 17	@STL	Injured Reserve																	
Dec. 27	CHI	Injured Reserve																	
Jan. 3	@CAR	Injured Reserve																	
<b>TOTALS</b>		<b>31</b>	<b>21</b>	<b>10</b>	<b>2</b>	<b>0.0</b>	<b>0.0</b>	<b>0</b>	<b>0</b>	<b>0</b>	<b>0</b>	<b>0</b>	<b>0</b>	<b>0</b>	<b>0</b>	<b>0</b>	<b>0</b>	<b>0</b>	<b>0</b>

## 2014

DATE	OPP	TACKLES						INTERCEPTIONS						FUMBLES			ST TACKLES		
		T	S	A	TFL	SK	YDS	QH	NO	YDS	LG	TD	PD	FF	FR	YDS	T	S	A
Sept. 7	CAR	1	0	1	0	0.0	0.0	1	0	0	0	0	0	0	0	0	0	0	0
Sept. 14	STL	7	6	1	1	1.0	10.0	1	0	0	0	0	0	0	0	0	0	0	0
Sept. 18	@ATL	5	4	1	1	0.0	0.0	0	0	0	0	0	0	0	0	0	0	0	0
Sept. 28	@PIT	4	2	2	0	0.0	0.0	1	0	0	0	0	0	0	0	0	0	0	0
Oct. 5	@NO	1	1	0	0	0.0	0.0	0	0	0	0	0	0	0	0	0	0	0	0
Oct. 12	BAL	4	4	0	2	0.0	0.0	0	0	0	0	0	0	0	0	0	0	0	0
Oct. 26	MIN	1	1	0	0	0.0	0.0	0	0	0	0	0	0	0	0	0	0	0	0
Nov. 2	@CLE	4	2	2	1	0.0	0.0	0	1	3	3	0	1	0	0	0	0	0	0
Nov. 9	ATL	2	1	1	1	1.0	7.0	1	0	0	0	0	0	0	0	0	0	0	0
Nov. 16	@WAS	4	3	1	1	1.0	6.0	2	0	0	0	0	0	0	0	0	0	0	0
Nov. 23	@CHI	2	2	0	1	1.0	10.0	1	0	0	0	0	0	0	1	0	0	0	0
Nov. 30	CIN	Inactive																	
Dec. 7	@DET	Inactive																	
Dec. 14	@CAR	Inactive																	
Dec. 21	GB	6	5	1	0	0.0	0.0	0	0	0	0	0	0	0	1	1	0	0	0
Dec. 28	NO	4	3	1	1	1.0	8.0	1	0	0	0	0	1	0	0	0	0	0	0
<b>TOTALS</b>		<b>45</b>	<b>34</b>	<b>11</b>	<b>9</b>	<b>5.0</b>	<b>41.0</b>	<b>8</b>	<b>1</b>	<b>3</b>	<b>3</b>	<b>0</b>	<b>2</b>	<b>0</b>	<b>2</b>	<b>1</b>	<b>0</b>	<b>0</b>	<b>0</b>

## 2013 (w/SEATTLE)

DATE	OPP	TACKLES						INTERCEPTIONS						FUMBLES			ST TACKLES		
		T	S	A	TFL	SK	YDS	QB	NO	YDS	LG	TD	PD	FF	FR	YDS	T	S	A
Sept. 8	@CAR	Not With Team																	
Sept. 15	SF	0	0	0	0	0.0	0.0	1	0	0	0	0	0	0	0	0	0	0	0
Sept. 22	JAC	5	2	3	1	1.5	10.5	2	0	0	0	0	0	0	0	0	0	0	0
Sept. 29	@HOU	5	5	0	2	1.0	9.0	1	0	0	0	0	0	0	1	0	0	0	0
Oct. 6	IND	1	1	0	0	0.0	0.0	1	0	0	0	0	0	0	0	0	0	0	0
Oct. 13	TEN	2	0	2	0	0.0	0.0	1	0	0	0	0	1	0	0	0	0	0	0
Oct. 17	@ARI	2	2	0	2	1.0	6.0	2	0	0	0	0	0	0	0	0	0	0	0
Oct. 28	@STL	2	2	0	0	0.0	0.0	0	0	0	0	0	0	0	0	0	0	0	0
Nov. 3	TB	2	0	2	0	0.0	0.0	0	0	0	0	0	0	0	0	0	0	0	0
Nov. 10	@ATL	0	0	0	0	0.0	0.0	0	0	0	0	0	0	0	0	0	0	0	0
Nov. 17	MIN	3	2	1	0	0.0	0.0	1	1	3	3	0	1	0	1	0	0	0	0
Dec. 2	NO	1	0	1	0	0.0	0.0	2	0	0	0	0	0	0	0	0	0	0	0
Dec. 8	@SF	3	3	0	1	1.0	9.0	1	0	0	0	0	0	0	0	0	0	0	0
Dec. 15	@NYG	1	0	1	0	0.0	0.0	0	0	0	0	0	0	0	0	0	0	0	0
Dec. 22	ARI	3	1	2	0	0.0	0.0	2	0	0	0	0	0	0	0	0	0	0	0
Dec. 29	STL	5	1	4	1	1.0	10.0	1	0	0	0	0	0	0	0	0	0	0	0
<b>TOTALS</b>		<b>35</b>	<b>19</b>	<b>16</b>	<b>7</b>	<b>5.5</b>	<b>44.5</b>	<b>15</b>	<b>1</b>	<b>3</b>	<b>3</b>	<b>0</b>	<b>2</b>	<b>0</b>	<b>2</b>	<b>0</b>	<b>0</b>	<b>0</b>	<b>0</b>

### PLAYOFFS

Jan. 11	NO	1	0	1	0	0.0	0.0	0	0	0	0	0	0	0	0	0	0	-	-
Jan. 19	SF	1	1	0	0	0.0	0.0	0	0	0	0	0	0	0	0	0	0	-	-
Feb. 2	DEN	5	3	2	0	0.0	0.0	1	0	0	0	0	0	0	1	0	0	-	-
<b>TOTALS</b>		<b>7</b>	<b>4</b>	<b>3</b>	<b>0</b>	<b>0.0</b>	<b>0.0</b>	<b>1</b>	<b>0</b>	<b>0</b>	<b>0</b>	<b>0</b>	<b>0</b>	<b>0</b>	<b>0</b>	<b>0</b>	<b>0</b>	<b>0</b>	<b>-</b>

ADMINISTRATION

PLAYERS

2015 REVIEW

HISTORY

RECORDS

SIDELINES

## 2012 (W/SEATTLE)

DATE	OPP	TACKLES						INTERCEPTIONS						FUMBLES			ST TACKLES		
		T	S	A	TFL	SK	YDS	QBP	NO	YDS	LG	TD	PD	FF	FR	YDS	T	S	A
Sept. 9	@ARI	2	2	0	1	0.0	0.0	0	0	0	0	0	0	0	0	0	0	0	0
Sept. 16	DAL	3	1	2	0	0.0	0.0	0	0	0	0	0	0	0	0	0	0	0	
Sept. 24	GB	3	2	1	0	0.0	0.0	0	0	0	0	0	0	0	0	0	0	0	
Sept. 30	@STL	1	1	0	0	0.0	0.0	0	0	0	0	0	1	0	0	0	0	0	
Oct. 7	@CAR	0	0	0	0	0.0	0.0	0	0	0	0	0	0	0	0	0	0	0	
Oct. 14	NE																		
Oct. 18	@SF	2	2	0	0	0.0	0.0	0	0	0	0	0	0	0	0	0	0	0	
Oct. 28	@DET	2	2	0	0	0.0	0.0	0	0	0	0	0	0	0	0	0	0	0	
Nov. 4	MIN	2	1	1	0	0.0	0.0	0	0	0	0	0	0	0	0	0	0	0	
Nov. 11	NYJ																		
Nov. 25	@MIA	0	0	0	0	0.0	0.0	0	0	0	0	0	0	0	0	0	0	0	
Dec. 2	@CHI	3	2	1	0	0.0	0.0	1	0	0	0	0	0	0	0	0	0	0	
Dec. 9	ARI	2	2	0	1	0.0	0.0	0	0	0	0	0	0	0	0	0	0	0	
Dec. 16	@BUF	1	0	1	0	0.0	0.0	0	0	0	0	0	0	0	0	0	0	0	
Dec. 23	SF	3	2	1	0	0.0	0.0	0	0	0	0	0	0	0	0	0	0	0	
Dec. 30	STL	1	0	1	0	0.0	0.0	0	0	0	0	0	0	0	0	0	0	0	
<b>TOTALS</b>		<b>35</b>	<b>19</b>	<b>16</b>	<b>7</b>	<b>5.5</b>	<b>44.5</b>	<b>15</b>	<b>1</b>	<b>3</b>	<b>3</b>	<b>0</b>	<b>2</b>	<b>0</b>	<b>2</b>	<b>0</b>	<b>0</b>	<b>0</b>	
<b>PLAYOFFS</b>																			
Jan. 6	@WAS	1	0	1	0	0.0	0.0	0	0	0	0	0	0	1	0	0	0	0	
Jan. 13	@ATL	2	1	1	0	0.0	0.0	0	0	0	0	0	0	0	0	0	0	0	
<b>TOTALS</b>		<b>3</b>	<b>1</b>	<b>2</b>	<b>0</b>	<b>0.0</b>	<b>0.0</b>	<b>0</b>	<b>0</b>	<b>0</b>	<b>0</b>	<b>0</b>	<b>0</b>	<b>0</b>	<b>1</b>	<b>0</b>	<b>0</b>	<b>0</b>	

## 2011 (W/SEATTLE)

DATE	OPP	TACKLES						INTERCEPTIONS						FUMBLES			ST TACKLES		
		T	S	A	TFL	SK	YDS	QBP	NO	YDS	LG	TD	PD	FF	FR	YDS	T	S	A
Sept. 11	@SF	0	0	0	1	0.0	0.0	0	0	0	0	0	0	0	0	0	0	0	
Sept. 18	@PIT	3	1	2	0	0.0	0.0	0	0	0	0	0	0	0	0	0	0	0	
Sept. 25	ARI	2	0	2	0	0.0	0.0	0	0	0	0	0	0	0	0	0	0	0	
Oct. 2	ATL	6	5	1	0	0.0	0.0	0	0	0	0	0	0	0	0	0	0	0	
Oct. 9	@NYG	1	1	0	0	0.0	0.0	0	0	0	0	0	0	0	0	0	0	0	
Oct. 23	@CLE	3	2	1	0	0.0	0.0	0	0	0	0	0	0	0	0	0	0	0	
Oct. 30	CIN	1	0	1	0	0.0	0.0	0	0	0	0	0	0	0	0	0	0	0	
Nov. 6	@DAL	1	0	1	0	0.0	0.0	0	0	0	0	0	0	0	0	0	0	0	
Nov. 13	BAL	1	1	0	0	0.0	0.0	1	0	0	0	0	0	0	0	0	0	0	
Nov. 20	@STL	2	2	0	0	0.0	0.0	2	0	0	0	0	0	0	0	0	0	0	
Nov. 27	WAS	4	3	1	0	0.0	0.0	0	0	0	0	0	0	0	0	0	0	0	
Dec. 1	PHI	4	2	2	0	0.0	0.0	1	0	0	0	0	0	0	0	0	0	0	
Dec. 12	STL	3	0	3	0	0.0	0.0	0	0	0	0	0	0	1	2	0	0	0	
Dec. 18	@CHI	1	1	0	0	0.0	0.0	0	0	0	0	0	0	0	0	0	0	0	
Dec. 24	SF							Inactive											
Jan. 1	@ARI	3	3	0	0	0.0	0.0	0	0	0	0	0	0	0	0	0	0	0	
<b>TOTALS</b>		<b>35</b>	<b>21</b>	<b>14</b>	<b>1</b>	<b>0.0</b>	<b>0.0</b>	<b>4</b>	<b>0</b>	<b>0</b>	<b>0</b>	<b>0</b>	<b>0</b>	<b>0</b>	<b>1</b>	<b>2</b>	<b>0</b>	<b>0</b>	

## 2010 (W/CINCINNATI)

DATE	OPP	TACKLES						INTERCEPTIONS						FUMBLES			ST TACKLES		
		T	S	A	TFL	SK	YDS	QBP	NO	YDS	LG	TD	PD	FF	FR	YDS	T	S	A
Sept. 13	@NE							Cincinnati Practice Squad											
Sept. 19	BAL							Cincinnati Practice Squad											
Sept. 26	@CAR							Cincinnati Practice Squad											
Oct. 3	@CLE							Cincinnati Practice Squad											
Oct. 10	TB							Cincinnati Practice Squad											
Oct. 24	@ATL							Cincinnati Practice Squad											
Oct. 31	MIA							Cincinnati Practice Squad											
Nov. 8	PIT	0	0	0	0	0.0	0.0	0	0	0	0	0	0	0	0	0	0	0	
Nov. 14	@IND	1	1	0	0	0.0	0.0	0	0	0	0	0	0	0	0	0	0	0	
Nov. 21	BUF	0	0	0	0	0.0	0.0	1	0	0	0	0	0	0	0	0	0	0	
Nov. 25	@NYJ	1	0	1	0	0.0	0.0	0	0	0	0	0	0	0	0	0	0	0	
Dec. 5	NO							Did Not Play											
Dec. 12	@PIT	0	0	0	0	0.0	0.0	1	0	0	0	0	0	0	0	0	0	0	
Dec. 19	CLE	2	1	1	0	0.0	0.0	0	0	0	0	0	0	0	0	0	0	0	
Dec. 26	SD	0	0	0	0	0.0	0.0	0	0	0	0	0	0	0	0	0	0	0	
Jan. 2	@BAL	0	0	0	0	0.0	0.0	0	0	0	0	0	0	0	0	0	0	0	
<b>TOTALS</b>		<b>4</b>	<b>2</b>	<b>2</b>	<b>0</b>	<b>0.0</b>	<b>0.0</b>	<b>2</b>	<b>0</b>	<b>0</b>	<b>0</b>	<b>0</b>	<b>0</b>	<b>0</b>	<b>0</b>	<b>0</b>	<b>0</b>	<b>0</b>	



## BRADLEY McDOUGALD

### SAFETY

HT: 6-1 WT: 209

DOB: 11/15/90

NFL: 4TH YEAR

ACQ: W (KC), 2013

COLLEGE: KANSAS

### ACQUIRED BY BUCS:

- × Claimed by Tampa Bay off waivers from the Kansas City Chiefs on November 6, 2013.

### ORIGINALLY ENTERED NFL:

- × Originally entered the NFL as a college free agent with the Kansas City Chiefs on May 1, 2013.

### CAREER HIGHLIGHTS:

- × Has played in 35 career games, with 20 starts, totaling 133 tackles, three interceptions and 11 passes defended.
- × Made NFL debut with the Kansas City Chiefs vs. Oakland on 10/13/13.
- × Acquired via waivers by Tampa Bay on 11/6/13.
- × Made Buccaneers debut at Detroit on 11/24/13.
- × Made first career start vs. Cincinnati on 11/30/14.
- × Collected career-high 15 tackles at Carolina on 12/14/14.
- × Made first career interception (Drew Brees) in 2014 season finale vs. New Orleans (12/28).
- × Since making his first career start in Week 13 of 2014, among safeties ranks tied for 10th in tackles with 118, tied for 13th in interceptions with three, and tied for 14th with in passes defended with nine.

### 2015 HIGHLIGHTS:

- × Played in all 16 games, with 15 starts, and ranked third on the team with 88 tackles, including two for loss.
- × Tied for second on the team with two interceptions.
- × Started season opener vs. Tennessee (9/13) and recorded four tackles.
- × Registered four tackles in win at New Orleans (9/20). With Buccaneers holding a seven-point lead, broke up pass in end zone on game's final play to preserve victory.
- × Tallied nine tackles at Houston (9/27).
- × Posted five tackles, including one for loss, vs. Carolina (10/4). Spent most of the day shadowing Panthers Pro Bowl tight end Greg Olsen, whom he limited to two catches for 28 yards on six targets.

- × Recorded first interception of the season, which helped set up a Buccaneers touchdown. Also added three tackles in win vs. Jacksonville (10/11).
- × Tied for team lead with nine tackles.
- × Played every defensive snap in win at Atlanta (11/1), recording eight tackles and a quarterback hit.
- × Made three tackles vs. New York Giants (11/8) before leaving the game with an injury.
- × Made game-clinching interception in end zone in win vs. Dallas (11/15). Also added five tackles.
- × Posted five tackles in win at Philadelphia (11/22).
- × Collected six tackles, including one for loss, and one pass defended at Indianapolis (11/29).
- × Registered three tackles and a pass defended in win vs. Atlanta (12/6).
- × Recorded five tackles vs. New Orleans (12/13).
- × Posted one tackle in a reserve role at St. Louis (12/17).
- × Led team with 12 tackles in start vs. Chicago (12/27).
- × Started at Carolina (1/3) and recorded five tackles.

### COLLEGE:

- × Played in 47 games with 33 starts at Kansas (2009-12), playing on both offense and defense.
- × Finished his career with 194 tackles, 16 tackles for loss, six interceptions, three forced fumbles and 2.0 sacks. Also added 52 catches for 558 yards with one touchdown and six rushes for 31 yards.
- × In 2011, started all 12 games at safety, finishing the year with 90 tackles, the 12th-most in the Big 12.
- × As a sophomore, played on both sides of the ball, starting eight games of the first 10 games at wide receiver before starting at safety for the final two games. He also returned kicks and finished the year with 19 receptions for 240 yards and a touchdown, six rushes for 21 yards, 16 tackles and 14 kick returns with an 19.1 yard average.
- × Played in all 12 games as a true freshman, playing in all three phases, including six starts at wide receiver. He finished the season with 33 catches for 318 yards, while adding five tackles.



**PERSONAL:**

- × Attended Scioto High School (Columbus, Ohio).
- × Earned second-team all-district honors.

- × Played running back and defensive back.
- × Also earned all-district honors playing basketball.
- × Born Bradley McDougald in Dublin, Ohio on November 15, 1990.

**McDOUGALD'S CAREER STATISTICS**

YEAR	TEAM	GP	GS	TACKLES				SK	YDS	INTERCEPTIONS				FUMBLES			ST TACKLES			
				TOT	SOLO	ASST				NO	YDS	LG	TD	PD	FF	FR	YDS	T	S	A
2013	K.C./TB	4	0	0	0	0	0.0	0.0	0	0	0	0	0	0	0	0	0	0	0	0
2014	Tampa Bay	15	5	46	37	9	0.0	0.0	1	0	0	0	7	0	0	0	4	3	1	
2015	Tampa Bay	16	15	88	67	21	0.0	0.0	2	1	1	0	4	0	0	0	0	0	0	
<b>NFL Totals</b>		<b>35</b>	<b>20</b>	<b>134</b>	<b>104</b>	<b>30</b>	<b>0.0</b>	<b>0.0</b>	<b>3</b>	<b>1</b>	<b>1</b>	<b>0</b>	<b>11</b>	<b>0</b>	<b>0</b>	<b>0</b>	<b>4</b>	<b>3</b>	<b>1</b>	

**SINGLE-GAME HIGHS**

**Tackles:** 15, at Carolina, 12/14/14  
**Interceptions:** 1, three times, last vs. Dallas, 11/15/15  
**Passes Defensed:** 3, vs. New Orleans, 12/28/14

**McDOUGALD'S GAME-BY-GAME STATISTICS****2015**

DATE	OPP	TACKLES				TFL	SK	YDS	QH	INTERCEPTIONS				FUMBLES			ST TACKLES		
		T	S	A						NO	YDS	LG	TD	PD	FF	FR	YDS	T	S
Sept. 13	TEN	4	3	1	0	0.0	0.0	0	0	0	0	0	0	0	0	0	0	0	0
Sept. 20	@NO	4	3	1	0	0.0	0.0	0	0	0	0	0	0	0	0	0	0	0	0
Sept. 27	@HOU	9	3	6	0	0.0	0.0	0	0	0	0	0	0	0	0	0	0	0	0
Oct. 4	CAR	6	6	0	1	0.0	0.0	0	0	0	0	0	0	0	0	0	0	0	0
Oct. 11	JAC	3	2	1	0	0.0	0.0	0	1	0	0	0	1	0	0	0	0	0	0
Oct. 25	@WAS	9	6	3	0	0.0	0.0	0	0	0	0	0	0	0	0	0	0	0	0
Nov. 1	@ATL	8	6	2	0	0.0	0.0	1	0	0	0	0	0	0	0	0	0	0	0
Nov. 8	NYG	3	3	0	0	0.0	0.0	0	0	0	0	0	0	0	0	0	0	0	0
Nov. 15	DAL	5	5	0	0	0.0	0.0	0	1	0	0	0	1	0	0	0	0	0	0
Nov. 22	@PHI	5	4	1	0	0.0	0.0	0	0	0	0	0	0	0	0	0	0	0	0
Nov. 29	@IND	6	5	1	1	0.0	0.0	0	0	0	0	0	1	0	0	0	0	0	0
Dec. 6	ATL	3	3	0	0	0.0	0.0	0	0	0	0	0	1	0	0	0	0	0	0
Dec. 13	NO	5	5	0	0	0.0	0.0	0	0	0	0	0	0	0	0	0	0	0	0
Dec. 17	@STL	1	1	0	0	0.0	0.0	0	0	0	0	0	0	0	0	0	0	0	0
Dec. 27	CHI	12	10	2	0	0.0	0.0	0	0	0	0	0	0	0	0	0	0	0	0
Jan. 3	@CAR	5	2	3	0	0.0	0.0	0	0	0	0	0	0	0	0	0	0	0	0
<b>TOTALS</b>		<b>88</b>	<b>67</b>	<b>21</b>	<b>2</b>	<b>0.0</b>	<b>0.0</b>	<b>1</b>	<b>2</b>	<b>1</b>	<b>0</b>	<b>0</b>	<b>4</b>	<b>0</b>	<b>0</b>	<b>0</b>	<b>0</b>	<b>0</b>	<b>0</b>

2014

DATE	OPP	TACKLES							INTERCEPTIONS							FUMBLES			ST TACKLES		
		T	S	A	TFL	SK	YDS	QH	NO	YDS	LG	TD	PD	FF	FR	YDS	T	S	A		
Sept. 7	CAR	Inactive																			
Sept. 14	STL	0	0	0	0	0.0	0.0	0	0	0	0	0	0	0	0	0	0	0	0		
Sept. 18	@ATL	1	1	0	0	0.0	0.0	0	0	0	0	0	0	0	0	0	0	0			
Sept. 28	@PIT	0	0	0	0	0.0	0.0	0	0	0	0	0	0	0	0	0	0	0			
Oct. 5	@NO	1	0	1	0	0.0	0.0	0	0	0	0	0	0	0	0	0	1	1			
Oct. 12	BAL	1	1	0	0	0.0	0.0	0	0	0	0	0	0	0	0	0	0	0			
Oct. 26	MIN	0	0	0	0	0.0	0.0	0	0	0	0	0	0	0	0	0	0	0			
Nov. 2	@CLE	3	1	2	0	0.0	0.0	0	0	0	0	0	1	0	0	0	0	0			
Nov. 9	ATL	0	0	0	0	0.0	0.0	0	0	0	0	0	1	0	0	0	0	0			
Nov. 16	@WAS	0	0	0	0	0.0	0.0	0	0	0	0	0	0	0	0	0	1	0			
Nov. 23	@CHI	4	4	0	0	0.0	0.0	0	0	0	0	0	0	0	0	0	2	2			
Nov. 30	CIN	4	4	0	0	0.0	0.0	0	0	0	0	0	0	0	0	0	0	0			
Dec. 7	@DET	4	3	1	0	0.0	0.0	0	0	0	0	0	1	0	0	0	0	0			
Dec. 14	@CAR	15	11	4	0	0.0	0.0	0	0	0	0	0	0	0	0	0	0	0			
Dec. 21	GB	9	8	1	0	0.0	0.0	0	0	0	0	0	1	0	0	0	0	0			
Dec. 28	NO	4	4	0	0	0.0	0.0	0	1	0	0	0	3	0	0	0	0	0			
<b>TOTALS</b>		<b>46</b>	<b>37</b>	<b>9</b>	<b>0</b>	<b>0.0</b>	<b>0.0</b>	<b>0</b>	<b>1</b>	<b>0</b>	<b>0</b>	<b>0</b>	<b>7</b>	<b>0</b>	<b>0</b>	<b>0</b>	<b>4</b>	<b>3</b>	<b>1</b>		

2013

DATE	OPP	TACKLES							INTERCEPTIONS							FUMBLES			ST TACKLES		
		T	S	A	TFL	SK	YDS	QH	NO	YDS	LG	TD	PD	FF	FR	YDS	T	S	A		
Sept. 8	@JAC*	Inactive																			
Sept. 15	DAL*	Did Not Play																			
Sept. 19	@PHI*	Kansas City Practice Squad																			
Sept. 29	NYG*	Kansas City Practice Squad																			
Oct. 6	@TEN*	Kansas City Practice Squad																			
Oct. 13	OAK*	0	0	0	0	0.0	0.0	0	0	0	0	0	0	0	0	0	0	0	0		
Oct. 20	HOU*	Inactive																			
Oct. 27	CLE*	Inactive																			
Nov. 3	@BUF*	Inactive																			
Nov. 11	MIA	Inactive																			
Nov. 17	ATL	Inactive																			
Nov. 24	@DET	0	0	0	0	0.0	0.0	0	0	0	0	0	0	0	0	0	0	0			
Dec. 1	@CAR	Inactive																			
Dec. 8	BUF	Inactive																			
Dec. 15	SF	Inactive																			
Dec. 22	@STL	0	0	0	0	0.0	0.0	0	0	0	0	0	0	0	0	0	0	0			
Dec. 29	@NO	0	0	0	0	0.0	0.0	0	0	0	0	0	0	0	0	0	0	0			
<b>TOTALS</b>		<b>0</b>	<b>0</b>	<b>0</b>	<b>0</b>	<b>0.0</b>	<b>0.0</b>	<b>0</b>	<b>0</b>	<b>0</b>	<b>0</b>	<b>0</b>	<b>0</b>	<b>0</b>	<b>0</b>	<b>0</b>	<b>0</b>	<b>0</b>	<b>0</b>		

\* Games played with Kansas City

2014

DATE	OPP	TACKLES							INTERCEPTIONS							FUMBLES			ST TACKLES		
		T	S	A	TFL	SK	YDS	QH	NO	YDS	LG	TD	PD	FF	FR	YDS	T	S	A		
Sept. 7	CAR	Inactive																			
Sept. 14	STL	0	0	0	0	0.0	0.0	0	0	0	0	0	0	0	0	0	0	0	0		
Sept. 18	@ATL	1	1	0	0	0.0	0.0	0	0	0	0	0	0	0	0	0	0	0			
Sept. 28	@PIT	0	0	0	0	0.0	0.0	0	0	0	0	0	0	0	0	0	0	0			
Oct. 5	@NO	1	0	1	0	0.0	0.0	0	0	0	0	0	0	0	0	0	1	1			
Oct. 12	BAL	1	1	0	0	0.0	0.0	0	0	0	0	0	0	0	0	0	0	0			
Oct. 26	MIN	0	0	0	0	0.0	0.0	0	0	0	0	0	0	0	0	0	0	0			
Nov. 2	@CLE	3	1	2	0	0.0	0.0	0	0	0	0	0	1	0	0	0	0	0			
Nov. 9	ATL	0	0	0	0	0.0	0.0	0	0	0	0	0	1	0	0	0	0	0			
Nov. 16	@WAS	0	0	0	0	0.0	0.0	0	0	0	0	0	0	0	0	0	1	0			
Nov. 23	@CHI	4	4	0	0	0.0	0.0	0	0	0	0	0	0	0	0	0	2	2			
Nov. 30	CIN	4	4	0	0	0.0	0.0	0	0	0	0	0	0	0	0	0	0	0			
Dec. 7	@DET	4	3	1	0	0.0	0.0	0	0	0	0	0	1	0	0	0	0	0			
Dec. 14	@CAR	15	11	4	0	0.0	0.0	0	0	0	0	0	0	0	0	0	0	0			
Dec. 21	GB	9	8	1	0	0.0	0.0	0	0	0	0	0	1	0	0	0	0	0			
Dec. 28	NO	4	4	0	0	0.0	0.0	0	1	0	0	0	3	0	0	0	0	0			
<b>TOTALS</b>		<b>46</b>	<b>37</b>	<b>9</b>	<b>0</b>	<b>0.0</b>	<b>0.0</b>	<b>0</b>	<b>1</b>	<b>0</b>	<b>0</b>	<b>0</b>	<b>7</b>	<b>0</b>	<b>0</b>	<b>0</b>	<b>4</b>	<b>3</b>	<b>1</b>		



## KIMARIO McFADDEN

### SAFETY

HT: 5-11 WT: 210

DOB: 4/13/91

NFL: 1ST YEAR

ACQ: FA, 2015

COLLEGE: SOUTH CAROLINA STATE

### ACQUIRED BY BUCS:

- × Signed by Tampa Bay as a free agent on November 10, 2015.

### ORIGINALLY ENTERED NFL:

- × Originally entered the NFL as a college free agent with the Atlanta Falcons on May 12, 2014.

### TRANSACTIONS:

- × Signed with Atlanta on May 12, 2014. Waived on August 29, 2014.
- × Signed to Tampa Bay's practice squad on September 1, 2014. Released on November 22, 2014.
- × Signed to Atlanta's practice squad on September 30, 2014. Released on October 30, 2014.
- × Signed to Carolina Panthers' practice squad on December 2, 2014. Signed futures contract on January 13, 2015. Waived on May 21, 2015.
- × Signed by Tampa Bay on July 29, 2015. Waived on August 30, 2015.
- × Re-signed by Tampa Bay on November 10, 2015. Waived on November 30.
- × Signed to Tampa Bay's practice squad on December 2, 2015. Promoted to active roster on December 30, 2015. Waived on April 29, 2016.
- × Re-signed by Tampa Bay on May 25, 2016.

### 2015 HIGHLIGHTS:

- × Played in three games on the season, recording two special teams tackles.
- × Spent preseason with Tampa Bay.

### COLLEGE/PERSONAL:

- × Recorded 273 tackles, 27 passes defended, 7.0 sacks, six interceptions, two forced fumbles and fumble recoveries during his college career.
- × Finished career at South Carolina State after spending two years at Alabama A&M in addition to attending Atlanta Prep Academy and Georgia Military College.
- × Played in 24 games at South Carolina State (2012-13) and compiled 129 tackles, 3.5 sacks, three interceptions, 13 passes defended, one forced fumble and one fumble recovery 2013
- × Earned Second-team All-Mid-Eastern Athletic Conference choice as a senior (2013), totaling 75 tackles, five passes defended, 2.5 sacks, one interception and one fumble recovery.
- × As a junior (2012), played in 11 games, tallying 54 tackles with a team leading eight passes defended and two interceptions, as well as one sack and one forced fumble.
- × In 2011, transferred to Georgia Military College from Alabama A&M before enrolling at Atlanta Prep Academy.
- × As a redshirt freshman (2010), notched 15 tackles and one pass defended.
- × Redshirted in 2009.
- × Attended Mundy Mills High School (Jonesboro, Georgia)
- × Born Kimario McFadden on April 13, 1991 in Riverdale, Georgia.

18

**LOUIS MURPHY****WIDE RECEIVER****HT: 6-2 WT: 200****DOB: 5/11/87****NFL: 8TH YEAR****ACQ: UFA (NYG), 2014****COLLEGE: FLORIDA****ACQUIRED BY BUCS:**

- × Signed by Tampa Bay on March 26, 2014, as an unrestricted free agent from the New York Giants.

**ORIGINALLY ENTERED NFL:**

- × Originally entered the NFL as a fourth-round pick, (124th overall) of the Oakland Raiders in the 2009 NFL Draft.

**CAREER HIGHLIGHTS:**

- × Has played in 88 games with 28 starts, recording 162 receptions for 2,322 yards and 10 touchdowns, also contributing 14 rushing attempts for 146 yards and one touchdown.
- × Has three career 100-receiving yard games (one with Tampa Bay).
- × Played for Oakland (2009-2011), Carolina (2012) and New York Giants (2013) before joining Tampa Bay.
- × Started NFL debut against San Diego (09/14/09), catching four passes for 87 yards, including a 57-yard touchdown.
- × In 2010 set career highs with 41 receptions for 609 yards.
- × In 2011, Murphy had his first career rushing touchdown against Detroit (12/18/11) on a 12-yard carry.
- × Recorded first touchdown reception as a Buccaneer at New Orleans (10/5/2014).
- × Placed on Injured Reserve with a knee injury on October 26.

**2015 HIGHLIGHTS:**

- × Placed on Injured Reserve on October 27.
- × Played in six games on the season, starting one.
- × Started the regular-season opener vs. Tennessee (9/13).
- × At New Orleans (9/20), led the team with 82 receiving yards on three receptions.
- × At Houston (9/27), caught three passes for 61 yards.
- × Against Carolina (10/4), caught three passes for 26 yards.
- × At Washington (10/25), caught one pass for 29 yards, but was injured on the play and did not see further action in the game.

**COLLEGE/PERSONAL:**

- × While at Florida (2005-08), started 26-of-48 games in four seasons, totaling 77 receptions for 1,245 yards and 13 touchdowns.
- × Helped Florida win two national championships (2006, 2008), including his senior year where he was voted as team captain.
- × Started every game for the first time in his career as a senior (2008), leading the team in receiving yards (655) and ranking second on the team in receptions (38).
- × As a junior (2007) played in all 13 games including 10 starts and was the only Florida player with a reception in all 13 games, finishing the season recording 37 receptions for 548 yards and five touchdowns.
- × Made first career reception as a sophomore (2006), catching a 35-yard touchdown pass against LSU (10/7).
- × Played in nine games as a freshman.
- × Majored in recreation event management.
- × Attended Lakewood High School in St. Petersburg, Florida, where he caught 26 passes for 520 yards and 3 touchdowns as a senior.
- × Named a two-time offensive MVP and a special-teams MVP.
- × Ran as the anchor on LHS 4x400 relay squad and won the state championship as a sophomore.
- × Played power forward on the basketball team.
- × Born Louis Morris Murphy, Jr. on May 11th, 1987.

**COMMUNITY:**

- × Established the 1st Downs 4 Life Foundation to inspire youth and provide children with tools to achieve success.
- × Hosts an annual free youth football and cheerleading camp in his hometown community of St. Petersburg, Florida.
- × In March 2016, took part in the IndyCar ride along experience with racing great Mario Andretti as part of the 2016 Firestone Grand Prix of St. Petersburg.
- × In March 2015 helped host Kory, a young visitor from the Dream On 3 Foundation, who toured One Buc Place and played catch with Murphy on the practice field.
- × Visited Davis Elementary School in February 2015 to lead students in PLAY 60 drills and congratulate the school on winning the PLAY 60 Challenge.

## MURPHY'S CAREER STATISTICS

YEAR	TEAM	GP	GS	RECEIVING					RUSHING				
				NO	YDS	AVG	LG	TD	ATT	YDS	AVG	LG	TD
2009	Oakland	16	9	34	521	15.3	75T	4	6	31	5.2	13	0
2010	Oakland	14	9	41	609	14.9	70	2	1	43	43.0	43	0
2011	Oakland	11	1	15	241	16.1	47	0	6	69	11.5	27	1
2012	Carolina	16	5	25	336	13.4	55	1	1	3	3.0	3	0
2013	N.Y. Giants	14	0	6	37	6.2	8	1	0	0	-	-	0
2014	Tampa Bay	11	3	31	380	12.3	54	2	0	0	-	-	0
2015	Tampa Bay	6	1	10	198	19.8	54	0	0	0	-	-	0
<b>NFL Totals</b>		<b>88</b>	<b>28</b>	<b>162</b>	<b>2,322</b>	<b>14.3</b>	<b>75T</b>	<b>10</b>	<b>14</b>	<b>146</b>	<b>10.4</b>	<b>43</b>	<b>1</b>

### SINGLE-GAME HIGHS

**Receptions:** 7, vs. Baltimore, 10/12/14  
**Receiving Yards:** 128, at Pittsburgh, 12/6/09 (w/Oakland)  
**Receiving TDs:** 2, at Pittsburgh, 12/6/09 (w/Oakland)  
 3 100-Yard Receiving Games (1 with Tampa Bay)

### ADDITIONAL STATS

**Fumbles-Lost:** 5-2 - 2-1 in 2010, 1-0 in 2012, 1-1 in 2013, 1-0 in 2014  
**Fumble Recoveries:** 2 - 1 in 2012, 1 in 2010 (for TD)  
**Misc. Tackles:** 7 - 1 in 2014, 1 in 2011, 2 in 2010, 3 in 2009

## MURPHY'S GAME-BY-GAME STATISTICS

### 2015

DATE	OPP	NO	YDS	RECEIVING				ATT	YDS	RUSHING		
				AVG	LG	TD	AVG			LG	TD	
Sept. 13	TEN	0	0	-	-	0	0	0	-	-	0	
Sept. 20	@NO	3	82	27.3	54	0	0	0	-	-	0	
Sept. 27	@HOU	3	61	20.3	33	0	0	0	-	-	0	
Oct. 4	CAR	3	26	8.7	11	0	0	0	-	-	0	
Oct. 11	JAC	0	0	-	-	0	0	0	-	-	0	
Oct. 25	@WAS	1	29	29.0	29	0	0	0	-	-	0	
Nov. 1	@ATL											
Nov. 8	NYG											
Nov. 15	DAL											
Nov. 22	@PHI											
Nov. 29	@IND											
Dec. 6	ATL											
Dec. 13	NO											
Dec. 17	@STL											
Dec. 27	CHI											
Jan. 3	@CAR											
<b>TOTALS</b>		<b>10</b>	<b>198</b>	<b>19.8</b>	<b>54</b>	<b>0</b>	<b>0</b>	<b>0</b>	<b>-</b>	<b>-</b>	<b>0</b>	

### 2014

DATE	OPP	NO	YDS	RECEIVING				ATT	YDS	RUSHING		
				AVG	LG	TD	AVG			LG	TD	
Sept. 7	CAR											
Sept. 14	STL											
Sept. 21	@ATL											
Sept. 28	@PIT	6	99	16.5	41	0	0	0	-	-	0	
Oct. 5	@NO	3	35	11.7	20T	1	0	0	-	-	0	
Oct. 19	BAL	7	72	10.3	24	1	0	0	-	-	0	
Oct. 27	MIN	2	11	5.5	7	0	0	0	-	-	0	
Nov. 2	@CLE	2	13	6.5	9	0	0	0	-	-	0	
Nov. 9	ATL	1	12	12.0	12	0	0	0	-	-	0	
Nov. 16	@WAS	0	0	-	-	0	0	0	-	-	0	
Nov. 23	@CHI	6	113	18.8	54	0	0	0	-	-	0	
Nov. 27	CIN	1	7	7.0	7	0	0	0	-	-	0	
Dec. 7	@DET	3	18	6.0	9	0	0	0	-	-	0	
Dec. 14	@CAR	0	0	-	-	0	0	0	-	-	0	
Dec. 21	GB											
Dec. 28	NO											
<b>TOTALS</b>		<b>31</b>	<b>380</b>	<b>12.3</b>	<b>54</b>	<b>2</b>	<b>0</b>	<b>0</b>	<b>-</b>	<b>-</b>	<b>0</b>	

## 2013 (W/N.Y. GIANTS)

DATE	OPP	NO	YDS	RECEIVING			TD	ATT	YDS	RUSHING		
				AVG	LG	LG				AVG	LG	TD
Sept. 8	@DAL	0	0	-	-	0	0	0	-	-	0	
Sept. 15	DEN	0	0	-	-	0	0	0	-	-	0	
Sept. 22	@CAR	1	8	8.0	8	0	0	0	-	-	0	
Sept. 29	@KC	0	0	-	-	0	0	0	-	-	0	
Oct. 6	PHI					Inactive						
Oct. 10	@CHI					Inactive						
Oct. 21	MIN	0	0	-	-	0	0	0	-	-	0	
Oct. 27	@PHI	0	0	-	-	0	0	0	-	-	0	
Nov. 10	OAK	0	0	-	-	0	0	0	-	-	0	
Nov. 17	GB	0	0	-	-	0	0	0	-	-	0	
Nov. 24	DAL	1	4	4.0	4t	1	0	0	-	-	0	
Dec. 1	@WAS	0	0	-	-	0	0	0	-	-	0	
Dec. 8	@SD	0	0	-	-	0	0	0	-	-	0	
Dec. 15	SEA	1	7	7.0	7	0	0	0	-	-	0	
Dec. 22	@DET	2	10	5.0	5	0	0	0	-	-	0	
Dec. 29	WAS	1	8	8.0	8	0	0	0	-	-	0	
<b>TOTALS</b>		<b>6</b>	<b>37</b>	<b>6.2</b>	<b>8</b>	<b>1</b>	<b>0</b>	<b>0</b>	<b>-</b>	<b>-</b>	<b>0</b>	

## 2012 (W/CAROLINA)

DATE	OPP	NO	YDS	RECEIVING			TD	ATT	YDS	RUSHING		
				AVG	LG	LG				AVG	LG	TD
Sept. 9	@TB	3	63	21.0	51	0	0	0	-	-	0	
Sept. 16	NO	0	0	-	-	0	0	0	-	-	0	
Sept. 20	NYG	1	7	7.0	7	0	0	0	-	-	0	
Sept. 30	@ATL	1	8	8.0	8	0	0	0	-	-	0	
Oct. 7	SEA	1	5	5.0	5	0	1	3	3.0	3	0	
Oct. 21	DAL	3	48	16.0	26	0	0	0	-	-	0	
Oct. 28	@CHI	0	0	-	-	0	0	0	-	-	0	
Nov. 4	@WAS	1	4	4.0	4	0	0	0	-	-	0	
Nov. 11	DEN	0	0	-	-	0	0	0	-	-	0	
Nov. 18	TB	1	12	12.0	12	0	0	0	-	-	0	
Nov. 26	@PHI	2	65	32.5	55	0	0	0	-	-	0	
Dec. 2	@KC	1	8	8.0	8t	0	0	0	-	-	0	
Dec. 9	ATL	5	36	7.2	16	0	0	0	-	-	0	
Dec. 16	@SD	2	18	9.0	11	0	0	0	-	-	0	
Dec. 23	OAK	1	5	5.0	5	0	0	0	-	-	0	
Dec. 30	@NO	3	57	19.0	34	0	0	0	-	-	0	
<b>TOTALS</b>		<b>25</b>	<b>336</b>	<b>13.4</b>	<b>55</b>	<b>0</b>	<b>1</b>	<b>3</b>	<b>3.0</b>	<b>3</b>	<b>0</b>	

## 2011 (W/OAKLAND)

DATE	OPP	NO	YDS	RECEIVING			TD	ATT	YDS	RUSHING		
				AVG	LG	LG				AVG	LG	TD
Sept. 12	@DEN					Inactive						
Sept. 18	@BUF					Inactive						
Sept. 25	NYJ					Inactive						
Oct. 2	NE					Inactive						
Oct. 9	@HOU					Inactive						
Oct. 16	CLE	0	0	-	-	0	0	0	-	-	0	
Oct. 23	KC	0	0	-	-	0	0	0	-	-	0	
Nov. 6	DEN	1	23	23.0	23	0	0	0	-	-	0	
Nov. 10	@SD	0	0	-	-	0	0	0	-	-	0	
Nov. 20	@MIN	0	0	-	-	0	0	0	-	-	0	
Nov. 27	CHI	2	53	26.5	47	0	0	0	-	-	0	
Dec. 4	@MIA	2	15	7.5	9	0	2	16	8.0	15	0	
Dec. 11	@GB	4	70	17.5	24	0	1	10	10.0	10	0	
Dec. 18	DET	1	8	8.0	8	0	2	16	8.0	12t	1	
Dec. 24	@KC	0	0	-	-	0	0	0	-	-	0	
Jan. 1	SD	5	72	14.4	28	0	1	27	27.0	27	0	
<b>TOTALS</b>		<b>15</b>	<b>241</b>	<b>16.1</b>	<b>24</b>	<b>0</b>	<b>6</b>	<b>69</b>	<b>11.5</b>	<b>27</b>	<b>1</b>	

## 2010 (W/OAKLAND)

DATE	OPP	NO	YDS	RECEIVING			ATT	YDS	RUSHING		
				AVG	LG	TD			AVG	LG	TD
Sept. 12	@TEN	4	28	7.0	16	0	0	0	-	-	0
Sept. 19	STL	6	91	15.2	27	1	0	0	-	-	0
Sept. 26	@ARI	5	119	23.8	70	0	0	0	-	-	0
Oct. 3	HOU	1	5	5.0	5	0	0	0	-	-	0
Oct. 10	SD	2	61	30.5	58	0	0	0	-	-	0
Oct. 17	@SF	1	4	4.0	4	0	1	43	43.0	43	0
Oct. 24	@DEN	2	29	14.5	20	0	0	0	-	-	0
Oct. 31	SEA				Inactive						
Nov. 7	KC				Inactive						
Nov. 21	@PIT	3	25	8.3	12	0	0	0	-	-	0
Nov. 28	MIA	4	73	18.3	29	0	0	0	-	-	0
Dec. 5	@SD	2	36	18.0	37	0	0	0	-	-	0
Dec. 12	@JAC	6	59	9.8	15	1	0	0	-	-	0
Dec. 19	DEN	1	14	14.0	14	0	0	0	-	-	0
Dec. 26	IND	2	36	18.0	26	0	0	0	-	-	0
Jan. 2	@KC	2	29	14.5	20	0	0	0	-	-	0
<b>TOTALS</b>		<b>41</b>	<b>609</b>	<b>14.9</b>	<b>70</b>	<b>2</b>	<b>1</b>	<b>43</b>	<b>43.0</b>	<b>43</b>	<b>0</b>

## 2009 (W/OAKLAND)

DATE	OPP	NO	YDS	RECEIVING			ATT	YDS	RUSHING		
				AVG	LG	TD			AVG	LG	TD
Sept. 14	SD	4	87	21.8	57t	1	0	0	-	-	0
Sept. 20	@KC	2	26	13.0	19	0	0	0	-	-	0
Sept. 27	DEN	2	25	12.5	18	0	0	0	-	-	0
Oct. 4	@HOU	3	34	11.3	19	0	1	-7	-7.0	-7	0
Oct. 11	NYG	1	2	2.0	2	0	0	0	-	-	0
Oct. 18	PHI	0	0	-	-	0	0	0	-	-	0
Oct. 25	NYJ	4	58	14.5	28	0	0	0	-	-	0
Nov. 1	@SD	0	0	-	-	0	1	12	12.0	12	0
Nov. 15	KC	0	0	-	-	0	0	0	-	-	0
Nov. 22	CIN	1	29	29.0	29t	1	0	0	-	-	0
Nov. 26	@DAL	2	22	11.0	17	0	0	0	-	-	0
Dec. 6	@PIT	4	128	32.0	75t	2	0	0	-	-	0
Dec. 13	WAS	1	8	8.0	8	0	2	9	4.5	8	0
Dec. 20	@DEN	2	21	10.5	14	0	0	0	-	-	0
Dec. 27	@CLE	2	22	11.0	16	0	0	0	-	-	0
Jan. 3	BAL	6	59	9.8	20	0	2	17	8.5	13	0
<b>TOTALS</b>		<b>34</b>	<b>521</b>	<b>15.3</b>	<b>75T</b>	<b>4</b>	<b>6</b>	<b>31</b>	<b>5.2</b>	<b>13</b>	<b>0</b>

82

**BRANDON MYERS****TIGHT END****HT: 6-3 WT: 256****DOB: 9/4/85****NFL: 8TH YEAR****ACQ: UFA (NYG), 2014****COLLEGE: IOWA****ACQUIRED BY BUCS:**

- × Signed by Tampa Bay on March 12, 2014, as an unrestricted free agent from the New York Giants.

**ORIGINALLY ENTERED NFL:**

- × Originally entered the NFL as a sixth-round pick, (202nd overall) of the Oakland Raiders in the 2009 NFL Draft.

**CAREER HIGHLIGHTS:**

- × Has played in 99 career games, with 54 starts, recording 192 receptions for 1,905 yards and eight touchdowns.
- × Played for Oakland (2009-12), and the New York Giants (2013) before joining Tampa Bay.
- × Caught his first career touchdown against Tampa Bay (11/4/12), finishing the day with eight catches for 59 yards and two touchdowns.
- × Has one career 100-receiving yard game, catching 14 passes for 130 yards and one touchdown against Cleveland (12/2/12). His 14 catches are tied for the second-most by a tight end in a single game since 2009.
- × Tallied 79 receptions in 2012, the most by an AFC tight end and the seventh-most overall in the conference.
- × Made first career start at San Diego (11/1/09), where he registered his first career catch.
- × Made NFL debut at New York Giants (10/11/09).

**2015 HIGHLIGHTS:**

- × Saw action in 11 games on the season, with six starts.
- × Inactive for five games on the season (vs. Atlanta, 12/6; vs. New Orleans, 12/13; at St. Louis, 12/17; vs. Chicago, 12/27; at Carolina, 1/3).
- × Played in the season opener against Tennessee (9/13).
- × Started at New Orleans (9/20).
- × In his start at Houston (9/27), caught three passes for 18 yards.

- × Against Carolina (10/4), started and caught one pass for eight yards.
- × Started vs. Jacksonville (10/11), recording two receptions for 34 yards.
- × Started at Washington (10/25).
- × At Atlanta (11/1), finished with three receptions for 32 yards.
- × Against Dallas (11/15), recorded three receptions for 35 yards, including a crucial 17-yard completion on second-and-7 on the game-winning drive.
- × Started at Philadelphia (11/22).

**COLLEGE/PERSONAL:**

- × A four-year letterman at Iowa (2005-08), totaling 56 receptions for 665 yards (11.9 avg.) and nine touchdowns.
- × Named first-team All-Big Ten by conference coaches as a senior, when he ranked third on the team in receptions (34) and yards (441), while tying for the team lead in touchdown receptions (four).
- × Majored in health and sport studies.
- × Attended Prairie City-Monroe High School (Prairie City, Iowa).
- × Class 2A first-team all-state selection by the Des Moines Register.
- × Finished prep career holding nine Prairie City-Monroe records, including receptions in a season (33) and career (82); touchdowns in a game (5), season (19) and career (29); points in a game (30), season (116) and career (186); and rushing touchdowns in a game (5).
- × Was a member of the Prairie City-Monroe basketball team that posted a 27-0 record and won the Class 2A state championship during his senior year. He was named first-team Class 2A all-state basketball by the Des Moines Register.
- × Born Brandon Myers on September 4, 1985 in Prairie City, Iowa.



**COMMUNITY:**

- x In November 2015, participated in a military appreciation lunch at MacDill Air Force Base with support from USAA.
- x In March 2015, visited Hunter's Creek Middle School in Orlando to lead students in PLAY 60 drills, present the school with a \$10,000 PLAY 60 grant,

and congratulate Bobby Sena for being named the national winner of the NFL PLAY 60 Super Kid competition.

- x Along with UnitedHealthcare employees, Buccaneers teammates and cheerleaders, delivered and installed five Learning Gardens at Potter Elementary in September 2014 to reinforce the importance of agriculture and healthy eating.

**MYERS' CAREER STATISTICS**

YEAR	TEAM	GP	GS	RECEIVING				RUSHING					
				NO	YDS	AVG	LG	TD	ATT	YDS	AVG	LG	TD
2009	Oakland	11	2	4	19	4.8	6	0	0	0	0.0	0	0
2010	Oakland	15	3	12	80	6.7	16	0	0	0	0.0	0	0
2011	Oakland	16	7	16	151	9.4	24	0	0	0	0.0	0	0
2012	Oakland	16	16	79	806	10.2	29	4	0	0	0.0	0	0
2013	N.Y. Giants	16	14	47	522	11.1	27T	4	0	0	0.0	0	0
2014	Tampa Bay	14	6	22	190	8.6	24	0	0	0	-	-	0
2015	Tampa Bay	11	5	12	127	10.6	17	0	0	0	-	-	0
<b>NFL Totals</b>		<b>99</b>	<b>53</b>	<b>192</b>	<b>1,895</b>	<b>9.9</b>	<b>29</b>	<b>8</b>	<b>0</b>	<b>0</b>	<b>-</b>	<b>-</b>	<b>0</b>

**SINGLE-GAME HIGHS**

**Receptions:** 14, vs. Cleveland, 12/2/12 (w/Oakland)  
**Receiving Yards:** 130, vs. Cleveland, 12/2/12 (w/Oakland)  
**Receiving TDs:** 2, vs. Tampa Bay, 12/26/10 (w/Oakland)  
 1 100-Yard Receiving Game

**ADDITIONAL STATS**

**Forced Fumbles:** 1 for 0 yards in 2009  
**Fumbles-Lost:** 1-0 – 1-0 in 2010  
**Fumble Recoveries:** 2 – 1 in 2009, 1 in 2014  
**Misc. Tackles:** 2 – 2 in 2013  
**Punt Returns:** 1 for 0 yards in 2010  
**Special Teams Tackles:** 18 – 2 in 2012, 8 in 2011, 2 in 2010, 6 in 2009

**MYERS' GAME-BY-GAME STATISTICS**

2015 DATE	OPP	NO	YDS	RECEIVING				ATT	YDS	RUSHING		
				AVG	LG	TD	AVG			LG	TD	
Sept. 13	TEN	0	0	-	-	0	0	0	-	-	0	
Sept. 20	@NO	0	0	-	-	0	0	0	-	-	0	
Sept. 27	@HOU	3	18	6.0	10	0	0	0	-	-	0	
Oct. 4	CAR	1	8	8.0	8	0	0	0	-	-	0	
Oct. 11	JAC	2	34	17.0	17	0	0	0	-	-	0	
Oct. 25	@WAS	0	0	-	-	0	0	0	-	-	0	
Nov. 1	@ATL	3	32	10.7	17	0	0	0	-	-	0	
Nov. 8	NYG	0	0	-	-	0	0	0	-	-	0	
Nov. 15	DAL	3	35	11.7	17	0	0	0	-	-	0	
Nov. 22	@PHI	0	0	-	-	0	0	0	-	-	0	
Nov. 29	@IND	0	0	-	-	0	0	0	-	-	0	
Dec. 6	ATL					Inactive						
Dec. 13	NO					Inactive						
Dec. 17	@STL					Inactive						
Dec. 27	CHI					Inactive						
Jan. 3	@CAR					Inactive						
<b>TOTALS</b>		<b>12</b>	<b>127</b>	<b>10.6</b>	<b>17</b>	<b>0</b>	<b>0</b>	<b>0</b>	<b>-</b>	<b>-</b>	<b>0</b>	

## 2014

DATE	OPP	NO	YDS	RECEIVING				RUSHING			
				AVG	LG	TD	ATT	YDS	AVG	LG	TD
Sept. 7	CAR	6	41	6.8	9	0	0	0	-	-	0
Sept. 14	STL	2	33	16.5	24	0	0	0	-	-	0
Sept. 21	@ATL	5	33	6.6	9	0	0	0	-	-	0
Sept. 28	@PIT	0	0	0.0	0	0	0	0	-	-	0
Oct. 5	@NO	0	0	0.0	0	0	0	0	-	-	0
Oct. 19	BAL	2	29	14.5	26	0	0	0	-	-	0
Oct. 27	MIN	1	3	3.0	3	0	0	0	-	-	0
Nov. 2	@CLE	0	0	-	-	0	0	0	-	-	0
Nov. 9	ATL	0	0	-	-	0	0	0	-	-	0
Nov. 16	@WAS	1	21	21.0	21	0	0	0	-	-	0
Nov. 23	@CHI	1	9	9.0	9	0	0	0	-	-	0
Nov. 27	CIN					Inactive					
Dec. 7	@DET					Inactive					
Dec. 14	@CAR	0	0	-	-	0	0	0	-	-	0
Dec. 21	GB	0	0	-	-	0	0	0	-	-	0
Dec. 28	NO	4	21	5.3	9	0	0	0	-	-	0
<b>TOTALS</b>		<b>22</b>	<b>190</b>	<b>8.6</b>	<b>24</b>	<b>0</b>	<b>0</b>	<b>0</b>	<b>-</b>	<b>-</b>	<b>0</b>

## 2013 (W/N.Y. GIANTS)

DATE	OPP	NO	YDS	RECEIVING				RUSHING			
				AVG	LG	TD	ATT	YDS	AVG	LG	TD
Sept. 8	@DAL	7	66	9.4	19	1	0	0	-	-	0
Sept. 15	DEN	6	74	12.3	27	0	0	0	-	-	0
Sept. 22	@CAR	3	33	11.0	20	0	0	0	-	-	0
Sept. 29	@KC	0	0	-	-	0	0	0	-	-	0
Oct. 6	PHI	2	35	17.5	24	0	0	0	-	-	0
Oct. 10	@CHI	0	0	-	-	0	0	0	-	-	0
Oct. 21	MIN	2	15	7.5	12	0	0	0	-	-	0
Oct. 27	@PHI	3	42	14.0	27	0	0	0	-	-	0
Nov. 10	OAK	0	0	-	-	0	0	0	-	-	0
Nov. 17	GB	3	32	10.7	15	0	0	0	-	-	0
Nov. 24	DAL	3	39	13.0	27t	1	0	0	-	-	0
Dec. 1	@WAS	5	61	12.2	22t	1	0	0	-	-	0
Dec. 8	@SD	4	26	6.5	8	1	0	0	-	-	0
Dec. 15	SEA	3	37	12.3	20	0	0	0	-	-	0
Dec. 22	@DET	4	53	13.3	25	0	0	0	-	-	0
Dec. 29	WAS	2	9	4.5	6	0	0	0	-	-	0
<b>TOTALS</b>		<b>47</b>	<b>522</b>	<b>11.1</b>	<b>27T</b>	<b>4</b>	<b>0</b>	<b>0</b>	<b>*</b>	<b>*</b>	<b>0</b>

## 2012 (W/OAKLAND)

DATE	OPP	NO	YDS	RECEIVING				RUSHING			
				AVG	LG	TD	ATT	YDS	AVG	LG	TD
Sept. 10	SD	5	65	13.0	26	0	0	0	-	-	0
Sept. 16	@MIA	6	86	14.3	21	0	0	0	-	-	0
Sept. 23	PIT	4	55	13.8	17	0	0	0	-	-	0
Sept. 30	@DEN	1	22	22.0	22	0	0	0	-	-	0
Oct. 14	@ATL	5	62	12.4	18	0	0	0	-	-	0
Oct. 21	JAC	7	44	6.3	17	0	0	0	-	-	0
Oct. 28	@KC	3	49	16.3	29	0	0	0	-	-	0
Nov. 4	TB	8	59	7.4	13	2	0	0	-	-	0
Nov. 11	@BAL	5	57	11.4	21	0	0	0	-	-	0
Nov. 18	NO	6	55	9.2	27	1	0	0	-	-	0
Nov. 25	@CIN	5	37	7.4	12	0	0	0	-	-	0
Dec. 2	CLE	14	130	9.3	21	1	0	0	-	-	0
Dec. 6	DEN	1	7	7.0	7	0	0	0	-	-	0
Dec. 16	KC	2	15	7.5	14	0	0	0	-	-	0
Dec. 23	@CAR	3	10	3.3	7	0	0	0	-	-	0
Dec. 30	@SD	4	53	13.3	22	0	0	0	-	-	0
<b>TOTALS</b>		<b>79</b>	<b>806</b>	<b>10.2</b>	<b>29</b>	<b>4</b>	<b>0</b>	<b>0</b>	<b>-</b>	<b>-</b>	<b>0</b>

## 2010 (W/OAKLAND)

DATE	OPP	NO	YDS	RECEIVING				ATT	YDS	RUSHING		
				AVG	LG	TD	YDS			AVG	LG	TD
Sept. 12	@TEN	1	5	5.0	5	0	0	0	-	-	0	
Sept. 19	STL	0	0	-	-	0	0	0	-	-	0	
Sept. 26	@ARI	1	4	4.0	4	0	0	0	-	-	0	
Oct. 3	HOU	0	0	-	-	0	0	0	-	-	0	
Oct. 10	SD	1	12	12.0	12	0	0	0	-	-	0	
Oct. 17	@SF	0	0	-	-	0	0	0	-	-	0	
Oct. 24	@DEN											
Oct. 31	SEA	0	0	-	-	0	0	0	-	-	0	
Nov. 7	KC	3	20	6.7	13	0	0	0	-	-	0	
Nov. 21	@PIT	3	28	9.3	16	0	0	0	-	-	0	
Nov. 28	MIA	0	0	-	-	0	0	0	-	-	0	
Dec. 5	@SD	0	0	-	-	0	0	0	-	-	0	
Dec. 12	@JAC	1	0	0.0	0	0	0	0	-	-	0	
Dec. 19	DEN	0	0	-	-	0	0	0	-	-	0	
Dec. 26	IND	1	4	4.0	4	0	0	0	-	-	0	
Jan. 2	@KC	1	7	7.0	7	0	0	0	-	-	0	
<b>TOTALS</b>		<b>12</b>	<b>80</b>	<b>6.7</b>	<b>16</b>	<b>0</b>	<b>0</b>	<b>0</b>	<b>-</b>	<b>-</b>	<b>0</b>	

## 2011 (W/OAKLAND)

DATE	OPP	NO	YDS	RECEIVING				ATT	YDS	RUSHING		
				AVG	LG	TD	YDS			AVG	LG	TD
Sept. 12	@DEN	2	10	5.0	7	0	0	0	-	-	0	
Sept. 18	@BUF	2	16	8.0	8	0	0	0	-	-	0	
Sept. 25	NYJ	0	0	-	-	0	0	0	-	-	0	
Oct. 2	NE	0	0	-	-	0	0	0	-	-	0	
Oct. 9	@HOU	0	0	-	-	0	0	0	-	-	0	
Oct. 16	CLE	1	3	3.0	3	0	0	0	-	-	0	
Oct. 23	KC	1	9	9.0	9	0	0	0	-	-	0	
Nov. 6	DEN	1	11	11.0	11	0	0	0	-	-	0	
Nov. 10	@SD	2	11	5.5	6	0	0	0	-	-	0	
Nov. 20	@MIN	2	23	11.5	21	0	0	0	-	-	0	
Nov. 27	CHI	1	24	24.0	24	0	0	0	-	-	0	
Dec. 4	@MIA	3	33	11.0	20	0	0	0	-	-	0	
Dec. 11	@GB	0	0	-	-	0	0	0	-	-	0	
Dec. 18	DET	0	0	-	-	0	0	0	-	-	0	
Dec. 24	@KC	0	0	-	-	0	0	0	-	-	0	
Jan. 1	SD	1	11	11.0	11	0	0	0	-	-	0	
<b>TOTALS</b>		<b>16</b>	<b>151</b>	<b>9.4</b>	<b>24</b>	<b>0</b>	<b>0</b>	<b>0</b>	<b>-</b>	<b>-</b>	<b>0</b>	

## 2009 (W/OAKLAND)

DATE	OPP	NO	YDS	RECEIVING				ATT	YDS	RUSHING		
				AVG	LG	TD	YDS			AVG	LG	TD
Sept. 14	SD											
Sept. 20	@KC											
Sept. 27	DEN											
Oct. 4	@HOU											
Oct. 11	NYG	0	0	-	-	0	0	0	-	-	0	
Oct. 18	PHI	0	0	-	-	0	0	0	-	-	0	
Oct. 25	NYJ	0	0	-	-	0	0	0	-	-	0	
Nov. 1	@SD	2	7	3.5	4	0	0	0	-	-	0	
Nov. 15	KC	0	0	-	-	0	0	0	-	-	0	
Nov. 22	CIN	0	0	-	-	0	0	0	-	-	0	
Nov. 26	@DAL	0	0	-	-	0	0	0	-	-	0	
Dec. 6	@PIT	0	0	-	-	0	0	0	-	-	0	
Dec. 13	WAS	1	6	6.0	6	0	0	0	-	-	0	
Dec. 20	@DEN	1	6	6.0	6	0	0	0	-	-	0	
Dec. 27	@CLE											
Jan. 3	BAL	0	0	-	-	0	0	0	-	-	0	
<b>TOTALS</b>		<b>4</b>	<b>19</b>	<b>4.8</b>	<b>6</b>	<b>0</b>	<b>0</b>	<b>0</b>	<b>-</b>	<b>-</b>	<b>0</b>	



## KEVIN PAMPHILE

OFFENSIVE LINEMAN

HT: 6-5 WT: 315

DOB: 11/27/90

NFL: 3RD YEAR

ACQ: D5B, 2014

COLLEGE: PURDUE

# 64

### ACQUIRED BY BUCS:

- x Selected in the fifth round (149th overall) of the 2014 NFL Draft by the Buccaneers.

### CAREER HIGHLIGHTS:

- x Made NFL and Buccaneers debut at Cleveland (11/2/2014), seeing time on offense and special teams.
- x Started first NFL game at Carolina (12/14/2014), serving as a tight end.
- x Completed first full 16-game season in 2015, recording two starts: one at left guard and one as an additional offensive lineman.
- x In 2015, helped block for an offense that finished the season ranked fifth in the league in total offense (375.9 ypg) and fifth in rushing (134.9 ypg), while tying for the league lead in rushing average (4.8).
- x Part of a unit in 2015 that helped the offense to a franchise-record 6,014 net yards on the year, while also recording 2,162 rushing yards for the second-most in a single season in team history.
- x In 2015, part of an offensive line that allowed only 27 sacks over the season, the third-fewest since 1983 when sacks became an official statistic.

### 2015 HIGHLIGHTS:

- x Appeared in all 16 games on the season with two starts.
- x In 2015, helped block for an offense that finished the season ranked fifth in the league in total offense (375.9 ypg) and fifth in rushing (134.9 ypg), while tying for the league lead in rushing average (4.8).
- x Part of a unit that helped the offense to a franchise-record 6,014 net yards on the year, while also recording 2,162 rushing yards for the second-most in a single season in team history.
- x Part of an offensive line that allowed only 27 sacks over the season, the third-fewest since 1983 when sacks became an official statistic.
- x Played in the regular-season opener vs. Tennessee (9/13), recording two snaps on special teams.
- x At New Orleans (9/20), recorded three snaps on offense and seven on special teams.
- x Saw action at Houston (9/27), with seven offensive snaps and five special teams snaps.

- x Against Carolina (10/4), saw action on offense and special teams.
- x Recorded his first start of the season against Jacksonville (10/11), serving as left guard for an injured Logan Mankins.
- x Against Jacksonville (10/4), was part of a unit that helped Martin rush 123 yards with two rushing touchdowns against the Jaguars' No. 4-ranked run defense.
- x The team's 183 rushing yards against Jacksonville are the most this season and tied for the most in the past two seasons (also vs. New Orleans, 12/28/14).
- x At Washington (10/25), saw action with 13 snaps on offense and six on special teams.
- x At Atlanta (11/1), recorded 13 offensive snaps and five special teams snaps.
- x Started vs. New York Giants (11/8) as a sixth offensive lineman and finished the day playing four snaps on offense and five on special teams.
- x Against the New York Giants (11/8), helped the team to 136 rushing yards, marking the fifth consecutive game with at least 100 yards on the ground, the longest streak for the franchise since 2010 (seven games).
- x Played 12 offensive snaps and three special teams snaps against Dallas (11/15).
- x At Philadelphia (11/22), helped the team to a historic 283 rushing yards, the most in team history, including 235 rushing yards for running back Doug Martin, marking the second-most single-game rushing yards for a player in team history.
- x In the first half at Philadelphia (11/22), part of a unit that aided in a collection of 216 yards, the most by an NFL team in a first half since 2006 (Jacksonville, 251 vs. Indianapolis, 12/10/06).
- x At Indianapolis (11/29), helped the team to 132 rushing yards, 97 yards of which were gained by Martin, including a 56-yard rush against the Colts, Martin's third 50+-yard rush this season, tied for the most this season.
- x Saw action against Atlanta (12/6), recording three snaps on special teams and 12 on offense, where he helped the team to 166 rushing yards and 388 yards from scrimmage, marking the team's fifth game this season with at least 375 yards, tied for second-most such games in a single season in team history.

- x Played against New Orleans (12/13), recording five snaps on offense and four on special teams.
- x Played at St. Louis (12/17), recording 21 snaps on offense and five on special teams and helping the team to 146 rushing yards and 509 yards of total offense, the fifth-most in a single game in franchise history and marking the team's sixth game this season with at least 375 yards, the second-most such games in a single season in team history.
- x Played vs. Chicago (12/27), recording seven snaps on offense and four on special teams and helping the team to its sixth consecutive game with over 100 rushing yards, the longest stretch for the Buccaneers since 2010 (seven consecutive games).
- x Appeared at Carolina (1/3), recording six snaps on offense and two snaps on special teams

### COLLEGE:

- x Played in 35 games at Purdue (2009-13), with 21 starts on the offensive line.
- x As a senior (2013), started all 12 games at left tackle for the Boilermakers.
- x Played in all 13 games his junior season (2012), making nine starts.
- x Part of an offensive line that helped block for a single-game school record 9.2 rushing average, with 392 rushing yards on 42 attempts against Eastern Michigan (9/15/12).
- x Made the switch from defense to offense in the fall of his redshirt sophomore season (2011), playing in four games.
- x Played in six games on the defensive line as a redshirt freshman (2010).
- x Redshirted in 2009.
- x Majored in communications.

### PERSONAL:

- x Attended Miami Central High School (Miami, Florida).
- x Invited to play in the Nike South Florida All-Star Game following his senior season.
- x In his only season as a prep football player, registered 31 tackles and 12 sacks.
- x Named All-Dade County.

- x Also played basketball, averaging 19 points and 10 rebounds per game as a junior and 20 and 11 as a senior.
- x Nicknamed 'Big Kev.'
- x Born Kevin Serge Pamphile on November 27, 1990, in Miami, Florida.

### COMMUNITY:

- x In May 2016, helped dedicate a Buccaneers Academy at Bevis Elementary School, which was awarded a Fitness Zone and also presented with a special assembly and P.E. equipment for winning the 2016 Play 60 Challenge.
- x In November 2015, participated in a military appreciation lunch at MacDill Air Force Base with support from USAA.
- x Paired up with United Way volunteers and students to install a "Learning Garden" at Davis Elementary in September 2015.
- x In July 2015, hosted a school supply drive to support children in underserved communities in Haiti.
- x In December 2014, visited patients battling illness during the holidays at All Children's Hospital in St. Petersburg.
- x Helped sponsor the 2014 and 2015 "Turkey Time with the O-Line," a Thanksgiving program carried out by the offensive line which annually provides 750 meals for local families in need.
- x Along with UnitedHealthcare employees, Buccaneers teammates and cheerleaders, delivered and installed five Learning Gardens at Potter Elementary in September 2014 to reinforce the importance of agriculture and healthy eating.
- x In June 2014 and 2015, had his head shaved by children battling cancer as part of the Buccaneers Cut for a Cure to raise funds and awareness for the Pediatric Cancer Foundation.
- x In June 2014, visited MacDill Air Force Base to greet service members and learn about U.S. military operations headquartered in Tampa.
- x In May 2014, participated in the Buccaneers Academy Fitness Zone ribbon cutting at Graham Elementary and helped lead students through PLAY 60 football drills.

## PAMPHILE'S CAREER STATISTICS

Games/Starts: TB: 2014: 7/2, 2015: 16/2  
Career Totals: 23/4

86

**BERNARD REEDY**

**WIDE RECEIVER**  
**HT: 5-9 WT: 175**  
**DOB: 12/31/91**  
**NFL: 1ST YEAR**  
**ACQ: FA, 2016**  
**COLLEGE: TOLEDO**

**ACQUIRED BY BUCS:**

- × Signed by Tampa Bay as a free agent on February 5, 2016.

**ORIGINALLY ENTERED NFL:**

- × Originally entered the NFL as a college free agent with the Atlanta Falcons on May 12, 2014.

**CAREER HIGHLIGHTS:**

- × Spent the 2014 season on the Atlanta Falcons practice squad.

**TRANSACTIONS:**

- × Signed by Atlanta on May 12, 2014. Waived on August 30, 2014.
- × Signed to Atlanta's practice squad on August 31, 2014. Signed a futures contract with Atlanta on December 29, 2014. Waived on September 2, 2015.
- × Signed by Tampa Bay on February 5, 2016.

**COLLEGE/PERSONAL:**

- × Started 42-of-50 games played at Toledo (2010-2014), recording 195 receptions for 2,743 yards and 23 touchdowns, as well as 30 rushing attempts for 153 yards and two touchdowns.
- × Returned 76 kicks for 1,800 yards and three touchdowns, as well as 29 punts for 317 yards and one touchdown.
- × Finished career tied for third in school history in touchdown receptions (23), as well as ranking fourth in receiving yards (2,743), and fifth in career receptions (195).
- × Ranks second all-time in career kick-return average (24.7 yards) and kick-return touchdowns (3), as well

as ranking fourth all time in career all-purpose yards (5,013).

- × Started all 12 games as a senior (2013), catching 62 passes for 840 yards and eight touchdowns.
- × Was a second-team All-Mid-American Conference (MAC) selection (2013).
- × Started all 13 games as a junior (2012), finishing with a team-high 88 receptions for 1,113 yards and six touchdowns.
- × Was a first-team All-MAC selection as both a wide receiver and a punt returner as well as a second team selection as a kick returner.
- × Set a school record for receiving yards (237) and all-purpose yards (407) vs. Eastern Michigan.
- × Named team MVP of the 2012 Famous Idaho Potato Bowl after catching six passes for 62 yards and returning a kickoff 87 yards for a touchdown.
- × Finished the season second in the MAC and sixth in the nation in all-purpose yards per game (174.7).
- × Started all 13 games of his sophomore season (2011), notching 758 yards on 40 receptions while grabbing nine touchdowns, tied for third most in a season in school history.
- × Named MVP of the 2011 Military Bowl after catching a career-high three touchdowns.
- × Started 4-of-11 games as a freshman (2010), catching five passes for 32 yards, while also adding eight carries for 35 yards and two touchdowns.
- × Attended Lakewood High School (St. Petersburg, Florida).
- × A first-team all-state selection and Pinellas County Player of the Year.
- × Son of Bernard Reedy Sr. and Angelique Jordan.
- × Born Bernard Northern Reedy on December 31, 1991.

**JOSH ROBINSON**

**CORNERBACK**  
**HT: 5-10 WT: 200**  
**DOB: 1/8/91**  
**NFL: 5TH YEAR**  
**ACQ: UFA (MIN), 2016**  
**COLLEGE: UCF**

**ACQUIRED BY BUCS:**

- × Signed by Tampa Bay on March 14, 2016 as an unrestricted free agent from Minnesota.

**ORIGINALLY ENTERED NFL:**

- × Originally entered the NFL as a third-round pick (66th overall) of the Minnesota Vikings in the 2012 NFL Draft.

**CAREER HIGHLIGHTS:**

- × Spent four seasons with Minnesota (2012-15).
- × Has played in 47 career regular-season games, with 21 starts, totaling 146 tackles, three tackles for loss, 15 passes defended, five interceptions (90 return yards) and one forced fumble, along with 10 special teams tackles.
- × Played in two career postseason contests, registering two tackles and two special teams tackles.
- × Registered first career forced fumble at Detroit (9/8/13).
- × Recorded first career interception against San Francisco (9/23/12).
- × Made postseason debut in Wild Card Playoff at Green Bay (1/5/13).
- × Made first career start at Detroit (9/30/12).
- × Made NFL debut against Jacksonville (9/9/12).

**2015 HIGHLIGHTS:**

- × Spent the season with the Minnesota Vikings.
- × Spent Weeks 1-9 on the Physically Unable to Perform list and Weeks 10-11 inactive.

- × Played five regular season games and one postseason contest, recording two tackles and three special teams tackles.
- × Recorded special teams tackles at Atlanta (11/29), vs. Chicago (12/20) and vs. Seattle in the Wild Card Playoff (1/10/16).

**COLLEGE/PERSONAL:**

- × Started 35-of-38 games at Central Florida (2009-11), totaling 176 tackles, 36 passes defended, 10 interceptions (147 return yards, two touchdowns), two fumble recoveries (56 return yards, one touchdown) and one forced fumble.
- × Earned first-team All-Conference USA as a junior and sophomore, while being named second-team All-CUSA as a true freshman.
- × His 10 interceptions were tied for fifth in UCF history.
- × Notched 15 passes defended as a junior (2011), tied for the second-most in a single season in school history.
- × Recorded six interceptions as a true freshman (2009), setting a freshman record and tying for the second-most in a season in team history.
- × Majored in criminal justice.
- × Attended Plantation High School (Plantation, Florida).
- × Selected for the Dade-Broward All-Star Game.
- × He and his wife have two sons, Jesse and Judah.
- × Born Joshua Robinson on January 8, 1991 in Fort Lauderdale, Florida.

## ROBINSON'S CAREER STATISTICS

YEAR	TEAM	GP	GS	TACKLES					INTERCEPTIONS					FUMBLES			ST TACKLES		
				TOT	SOLO	ASST	SK	YDS	NO	YDS	LG	TD	PD	FF	FR	YDS	T	S	A
2012	Minnesota	16	6	53	49	4	0.0	0.0	2	68	44	0	3	0	0	0	3	3	0
2013	Minnesota	10	10	54	44	10	0.0	0.0	0	0	0	0	4	1	0	0	4	4	0
2014	Minnesota	16	5	39	37	2	0.0	0.0	3	22	23	0	8	0	0	0	1	1	0
2015	Minnesota	5	0	0	0	0	0.0	0.0	0	0	0	0	0	0	0	0	2	2	0
NFL Totals		47	21	146	130	16	0.0	0.0	5	90	44	0	15	1	0	0	10	10	0
PLAYOFFS																			
YEAR	TEAM	GP	GS	TACKLES					INTERCEPTIONS					FUMBLES			TACKLES		
				TOT	SOLO	ASST	SK	YDS	NO	YDS	LG	TD	PD	FF	FR	YDS	T	S	A
2012	Minnesota	1	0	0	0	0	0.0	0.0	0	0	0	0	0	0	0	0	1	1	0
2015	Minnesota	1	0	2	2	0	0.0	0.0	0	0	0	0	0	0	0	0	1	1	0
Postseason		2	0	2	2	0	0.0	0.0	0	0	0	0	0	0	0	0	2	2	0

## ROBINSON'S GAME-BY-GAME STATISTICS

2015 (W/MINNESOTA)		TACKLES							INTERCEPTIONS							FUMBLES			ST TACKLES			
DATE	OPP	T	S	A	TFL	SK	YDS	QH	NO	YDS	LG	TD	PD	FF	FR	YDS	T	S	A			
Sept. 14	@SF								Physically Unable to Perform													
Sept. 20	DET								Physically Unable to Perform													
Sept. 27	SD								Physically Unable to Perform													
Oct. 4	@DEN								Physically Unable to Perform													
Oct. 18	KC								Physically Unable to Perform													
Oct. 25	@DET								Physically Unable to Perform													
Nov. 1	@CHI								Physically Unable to Perform													
Nov. 8	STL								Physically Unable to Perform													
Nov. 15	@OAK								Inactive													
Nov. 22	GB								Inactive													
Nov. 29	@ATL	0	0	0	0	0.0	0.0	0	0	0	0	0	0	0	0	0	1	1	0			
Dec. 6	SEA	0	0	0	0	0.0	0.0	0	0	0	0	0	0	0	0	0	0	0	0			
Dec. 10	@ARI	0	0	0	0	0.0	0.0	0	0	0	0	0	0	0	0	0	0	0	0			
Dec. 20	CHI	0	0	0	0	0.0	0.0	0	0	0	0	0	0	0	0	0	1	1	0			
Dec. 27	NYG								Inactive													
Jan. 3	@GB	0	0	0	0	0.0	0.0	0	0	0	0	0	0	0	0	0	0	0	0			
TOTALS		0	0	0	0	0.0	0.0	0	0	0	0	0	0	0	0	0	2	2	0			
PLAYOFFS																						
Jan. 10	SEA	2	2	0	0	0.0	0.0	0	0	0	0	0	0	0	0	0	1	1	0			
TOTALS		2	2	0	0	0.0	0.0	0	0	0	0	0	0	0	0	0	1	1	0			

2014 (W/MINNESOTA)		TACKLES							INTERCEPTIONS							FUMBLES			ST TACKLES		
DATE	OPP	T	S	A	TFL	SK	YDS	QH	NO	YDS	LG	TD	PD	FF	FR	YDS	T	S	A		
Sept. 7	@STL	1	1	0	0	0.0	0.0	0	1	0	0	0	2	0	0	0	0	0	0		
Sept. 14	NE	0	0	0	0	0.0	0.0	0	0	0	0	0	0	0	0	0	0	0	0		
Sept. 21	@NO	6	5	1	0	0.0	0.0	0	0	0	0	0	0	0	0	0	0	0	0		
Sept. 28	ATL	2	2	0	0	0.0	0.0	0	1	-1	-1	0	2	0	0	0	0	0	0		
Oct. 2	@GB	0	0	0	0	0.0	0.0	0	0	0	0	0	0	0	0	0	0	0	0		
Oct. 12	DET	1	1	0	0	0.0	0.0	0	0	0	0	0	0	0	0	0	0	0	0		
Oct. 19	@BUF	4	4	0	0	0.0	0.0	0	0	0	0	0	0	0	0	0	0	0	0		
Oct. 26	@TB	1	1	0	0	0.0	0.0	0	0	0	0	0	0	0	0	0	0	0	0		
Nov. 2	WAS	3	3	0	0	0.0	0.0	0	0	0	0	0	0	0	0	0	0	0	0		
Nov. 16	@CHI	8	8	0	0	0.0	0.0	0	0	0	0	0	1	0	0	0	0	0	0		
Nov. 23	GB	3	3	0	0	0.0	0.0	0	0	0	0	0	1	0	0	0	0	0	0		
Nov. 30	CAR	1	1	0	0	0.0	0.0	0	1	23	23	0	1	0	0	0	0	0	0		
Dec. 7	NYJ	6	5	1	0	0.0	0.0	0	0	0	0	0	0	0	0	0	1	1	0		
Dec. 14	@DET	1	1	0	0	0.0	0.0	0	0	0	0	0	1	0	0	0	0	0	0		
Dec. 21	@MIA	2	2	0	0	0.0	0.0	0	0	0	0	0	0	0	0	0	0	0	0		
Dec. 28	CHI	0	0	0	0	0.0	0.0	0	0	0	0	0	0	0	0	0	0	0	0		
TOTALS		39	37	2	0	0.0	0.0	0	3	22	23	0	8	0	0	0	1	1	0		



## 2013 (W/MINNESOTA)

DATE	OPP	TACKLES						INTERCEPTIONS						FUMBLES			ST TACKLES		
		T	S	A	TFL	SK	YDS	QH	NO	YDS	LG	TD	PD	FF	FR	YDS	T	S	A
Sept. 8	@DET	4	4	0	0	0.0	0.0	0	0	0	0	0	0	1	0	0	1	1	0
Sept. 15	@CHI	4	3	1	1	0.0	0.0	1	0	0	0	0	1	0	0	0	2	2	0
Sept. 22	CLE	6	6	0	0	0.0	0.0	0	0	0	0	0	0	0	0	0	0	0	0
Sept. 29	PIT	12	12	0	1	0.0	0.0	0	0	0	0	0	0	0	0	0	0	0	0
Oct. 13	CAR	2	2	0	1	0.0	0.0	0	0	0	0	0	0	0	0	0	1	1	0
Oct. 21	@NYG	6	4	2	0	0.0	0.0	0	0	0	0	0	2	0	0	0	0	0	0
Oct. 27	GB	8	6	2	0	0.0	0.0	0	0	0	0	0	0	0	0	0	0	0	0
Nov. 3	@DAL	4	3	1	0	0.0	0.0	0	0	0	0	0	0	0	0	0	0	0	0
Nov. 7	WAS	7	3	4	0	0.0	0.0	0	0	0	0	0	0	0	0	0	0	0	0
Nov. 17	@SEA	1	1	0	0	0.0	0.0	0	0	0	0	0	1	0	0	0	0	0	0
Nov. 24	@GB								Inactive										
Dec. 1	CHI								Inactive										
Dec. 8	@BAL								Inactive										
Dec. 15	PHI								Injured Reserve										
Dec. 22	@CIN								Injured Reserve										
Dec. 29	DET								Injured Reserve										
<b>TOTALS</b>		<b>54</b>	<b>44</b>	<b>10</b>	<b>3</b>	<b>0.0</b>	<b>0.0</b>	<b>1</b>	<b>0</b>	<b>0</b>	<b>0</b>	<b>0</b>	<b>4</b>	<b>1</b>	<b>0</b>	<b>0</b>	<b>4</b>	<b>4</b>	<b>0</b>

## 2012 (W/MINNESOTA)

DATE	OPP	TACKLES						INTERCEPTIONS						FUMBLES			ST TACKLES		
		T	S	A	TFL	SK	YDS	QH	NO	YDS	LG	TD	PD	FF	FR	YDS	T	S	A
Sept. 9	JAC	4	4	0	0	0.0	0.0	0	0	0	0	0	0	0	0	0	0	0	0
Sept. 16	@IND	2	2	0	0	0.0	0.0	0	0	0	0	0	0	0	0	0	0	0	0
Sept. 23	SF	3	2	1	0	0.0	0.0	0	1	24	24	0	1	0	0	0	1	1	0
Sept. 30	@DET	7	7	0	0	0.0	0.0	0	0	0	0	0	1	0	0	0	0	0	0
Oct. 7	TEN	7	6	1	0	0.0	0.0	0	0	0	0	0	0	0	0	0	0	0	0
Oct. 14	@WAS	3	3	0	0	0.0	0.0	0	0	0	0	0	0	0	0	0	0	0	0
Oct. 21	ARI	3	3	0	0	0.0	0.0	0	0	0	0	0	0	0	0	0	0	0	0
Oct. 25	TB	2	1	1	0	0.0	0.0	0	0	0	0	0	0	0	0	0	0	0	0
Nov. 4	@SEA	2	2	0	0	0.0	0.0	0	0	0	0	0	0	0	0	0	0	0	0
Nov. 11	DET	4	3	1	0	0.0	0.0	0	0	8	8	0	0	0	0	0	0	0	0
Nov. 25	@CHI	2	2	0	0	0.0	0.0	0	0	0	0	0	0	0	0	0	0	0	0
Dec. 2	@GB	3	3	0	0	0.0	0.0	0	0	0	0	0	0	0	0	0	2	2	0
Dec. 9	CHI	5	5	0	0	0.0	0.0	0	1	44	44	0	1	0	0	0	0	0	0
Dec. 16	@STL	6	6	0	0	0.0	0.0	0	0	0	0	0	0	0	0	0	0	0	0
Dec. 23	@HOU	0	0	0	0	0.0	0.0	0	0	0	0	0	0	0	0	0	0	0	0
Dec. 30	GB	0	0	0	0	0.0	0.0	0	0	0	0	0	0	0	0	0	0	0	0
<b>TOTALS</b>		<b>0</b>	<b>0</b>	<b>0</b>	<b>0</b>	<b>0.0</b>	<b>0.0</b>	<b>0</b>	<b>0</b>	<b>0</b>	<b>0</b>	<b>0</b>	<b>0</b>	<b>0</b>	<b>0</b>	<b>0</b>	<b>2</b>	<b>2</b>	<b>0</b>
<b>PLAYOFFS</b>																			
Jan. 5	GB	0	0	0	0	0.0	0.0	0	0	0	0	0	0	0	0	0	1	1	0
<b>TOTALS</b>		<b>0</b>	<b>0</b>	<b>0</b>	<b>0</b>	<b>0.0</b>	<b>0.0</b>	<b>0</b>	<b>0</b>	<b>0</b>	<b>0</b>	<b>0</b>	<b>0</b>	<b>0</b>	<b>0</b>	<b>0</b>	<b>1</b>	<b>1</b>	<b>0</b>

**JOEL ROSS****CORNERBACK****HT: 5-10 WT: 190****DOB: 6/12/92****NFL: 1ST YEAR****ACQ: FA, 2016****COLLEGE: APPALACHIAN STATE****ACQUIRED BY BUCS:**

- × Signed to Tampa Bay's practice squad on December 30, 2015. Signed futures contract on January 5, 2016.

**ORIGINALLY ENTERED NFL:**

- × Originally entered the NFL as a college free agent with the Dallas Cowboys on May 9, 2015.

**TRANSACTIONS:**

- × Signed by Dallas on May 9, 2015. Waived on September 5, 2015.
- × Signed to Tampa Bay's practice squad on December 30, 2015. Signed to a futures contract on January 5, 2016.

**COLLEGE/PERSONAL:**

- × Started 30-of-44 games played at Appalachian State (2011-2014), recording 148 tackles, nine passes defended, 8.5 tackles for loss, four interceptions (17 yards, one touchdown), one forced fumble, one fumble recovery (47 yards, one touchdown), one sack and a blocked PAT.
- × As a senior (2014), started 11-of-12 games played, tallying 39 tackles, six passes defended, three interceptions, 2.5 tackles for loss and one sack.

- × Started 9-of-12 games played as a junior (2013), posting 56 tackles, three passes defended, one forced fumble and a blocked PAT.
- × As a sophomore (2012), started 10-of-12 games played, finishing the season with 46 tackles, six tackles for loss, five quarterback hurries, one interception (one touchdown) and one fumble recovery (one touchdown).
- × Returned the first two takeaways of his career for touchdowns in back-to-back games, returning an interception 17 yards against Samford and a fumble 47 yards against Wofford.
- × Appeared in eight games as a true freshman (2011), primarily on special teams, posting five coverage tackles as well as seven defensive stops.
- × Attended Damascus High School (Damascus, Maryland).
- × Played both defensive back and wide receiver.
- × Named team's offensive MVP as a senior.
- × Participated in the 2010 Maryland Crab Bowl all-star game.
- × Son of Neilreen and Dave Ross.
- × Born Joel Orville Ross on June 12, 1992 in Damascus, Maryland.



## JACOB SCHUM

### PUNTER

HT: 5-11 WT: 211

DOB: 1/21/89

NFL: 2ND YEAR

ACQ: FA-'15

COLLEGE: BUFFALO

### ACQUIRED BY BUCS:

- × Signed by Tampa Bay on August 26, 2015 as a free agent.

### ORIGINALLY ENTERED NFL:

- × Placed on Injured Reserve on September 5, 2015.

### TRANSACTIONS:

- × Signed with Cleveland on March 28, 2013. Waived on May 13, 2013.
- × Signed by Tampa Bay on January 6, 2014. Waived on May 21, 2014.
- × Signed by N.Y. Jets on June 19, 2014. Waived on August 23, 2014.
- × Signed to Tampa Bay's practice squad on November 14, 2014. Waived on November 17, 2014.
- × Signed by New York Jets on December 30, 2014. Waived on August 18, 2015.
- × Signed by Tampa Bay on August 26, 2015.

### 2015 HIGHLIGHTS:

- × Played in all 16 games, handling all 56 of the Buccaneers' punts. Averaged 41.9 yards per punt, with a net of 38.0, 15 inside the 20, four touchbacks, and a long of 60 yards.
- × His 5.2 punt return average allowed was the fourth-best mark in the league.
- × Allowed only 140 punt return yards, the fewest in the NFL (min. 11 punts).
- × His 5.185 punt return average allowed set a franchise single-season record.
- × 38.0 net average is the third-highest in Buccaneers history.
- × Made NFL debut in season opener vs. Tennessee (9/13) and punted four times for 188 yards (47.0 avg./43.5 net), with a long of 56.
- × Punted three times for a 38.7 gross and net average in win at New Orleans (9/20).
- × Posted a 42.1-yard net average on seven punts, including a 55-yarder, while placing three inside the 20-yard line.
- × Punted two times for 82 yards and a net average of 38.5 vs. Carolina (10/4).

- × Punted two times for 89 yards (44.5 avg.) and a net of 42.5 at Washington (10/25).
- × Placed two of his three punts inside the 20-yard line in win at Atlanta (11/1).
- × Averaged 42.5 yards on two punts, placing one inside the 20, vs. New York Giants (11/8).
- × Allowed just six punt return yards to Darren Sproles and the Eagles in win at Philadelphia (11/22).
- × Grossed 47.3 yards on three punts (40.7 net), including a long of 54, at Indianapolis (11/29).
- × Posted a net average of 39.8 on five punts, including one inside the 20, vs. New Orleans (12/13).
- × Recorded a net average of 40.7 on three punts, landing one inside the 20, at St. Louis (12/17).
- × Booted a career-long 60-yard punt vs. Chicago (12/27).

### COLLEGE/PERSONAL

- × Spent his final two seasons of collegiate eligibility at the University at Buffalo (2010-11), playing in 24 games.
- × As a senior (2011), punted 61 times for 2,369 yards (38.8 avg.).
- × During his junior campaign (2010), punted 57 times for 2,220 yards (39.0 avg.).
- × Prior to playing for the Bulls, played two seasons (2007-08) at Division-III Buffalo State.
- × Attended Frontier High School (Hamburg, New York).
- × Born Jacob Schum on January 21, 1989 in Hamburg, New York.

### COMMUNITY

- × In November 2015, participated in a military appreciation lunch at MacDill Air Force Base with support from USAA.
- × Helped hand out candy to trick-or-treaters from Buccaneers Academy schools attending Lowry Park Zoo's ZooBoo KIDS Halloween event in October 2015.
- × In September 2015, made surprise deliveries of Publix "Tampa Bay Buccaneers" sandwiches to local police officers and firefighters.

## SCHUM'S CAREER STATISTICS

YEAR	TEAM	PUNTING										
		GP	NO	YDS	AVG	OPP RET	YDS	NET	TB	IN 20	LG	BLK
2015	Tampa Bay	16	56	2,348	41.9	27	140	38.0	4	15	60	0
NFL Totals		16	56	2,348	41.9	27	140	38.0	4	15	60	0

## SCHUM'S GAME-BY-GAME STATISTICS

2015		PUNTING										
DATE	OPP	NO	YDS	AVG	RET	YDS	NET	TB	IN 20	LG	BLK	
Sept. 13	TEN	4	188	47.0	2	14	43.5	0	0	56	0	
Sept. 20	@NO	3	116	38.7	1	0	38.7	0	1	40	0	
Sept. 27	@HOU	7	312	44.6	5	17	42.1	0	3	55	0	
Oct. 4	CAR	2	82	41.0	2	5	38.5	0	0	41	0	
Oct. 11	JAC	3	101	33.7	2	8	31.0	0	1	49	0	
Oct. 25	@WAS	2	89	44.5	1	4	42.5	0	0	49	0	
Nov. 1	@ATL	3	127	42.3	2	23	34.7	0	2	53	0	
Nov. 8	NYG	2	85	42.5	0	0	32.5	1	1	49	0	
Nov. 15	DAL	4	167	41.8	3	23	36.0	0	1	49	0	
Nov. 22	@PHI	4	179	44.8	2	6	38.3	1	2	51	0	
Nov. 29	@IND	3	142	47.3	1	20	40.7	0	0	54	0	
Dec. 6	ATL	3	112	37.3	1	3	29.7	1	1	41	0	
Dec. 13	NO	5	206	41.2	2	7	39.8	0	1	52	0	
Dec. 17	@STL	3	122	40.7	0	0	40.7	0	1	52	0	
Dec. 27	CHI	4	173	43.3	1	5	37.0	1	0	60	0	
Jan. 3	@CAR	4	147	36.8	2	5	35.5	0	1	41	0	
<b>TOTALS</b>		<b>56</b>	<b>2,348</b>	<b>41.9</b>	<b>27</b>	<b>140</b>	<b>38.0</b>	<b>4</b>	<b>15</b>	<b>60</b>	<b>0</b>	

**AUSTIN SEFERIAN-JENKINS****87****TIGHT END****HT: 6-5 WT: 262****DOB: 9/29/92****NFL: 3RD YEAR****ACQ: D2, 2014****COLLEGE: WASHINGTON****ACQUIRED BY BUCS:**

- x Selected in the second round (38th overall) of the 2014 NFL Draft by the Buccaneers.

**CAREER HIGHLIGHTS:**

- x Made NFL and Buccaneers debut in the 2014 season opener vs. Carolina (9/7/2014).
- x Recorded first 100-yard receiving game vs. Tennessee (9/13/2015), finishing with 110 yards and two touchdowns – both career bests.
- x Is only the second tight end in franchise history to record 100-or-more yards and two-or-more touchdowns in a single game (also Kellen Winslow, 10/11/09 at Philadelphia).

**2015 HIGHLIGHTS:**

- x Played in seven games on the season with three starts.
- x Inactive for nine games this season due to injury.
- x Against Tennessee (9/13), recorded his first-career 100-yard receiving game and first career game with multiple receiving touchdowns, finishing the day with five receptions for 110 yards and two touchdowns.
- x Became only the second tight end in Buccaneers history to record 100 or more yards and two or more touchdowns in the same game (also Kellen Winslow, 10/11/09 at Philadelphia).
- x His performance against Tennessee (9/13) marks the first time a Buccaneers tight end has recorded multiple touchdowns in a single game since Kellen Winslow in 2010, as well as the most receiving yards by a Buccaneers tight end since Winslow in 2011.
- x Recorded a 41-yard reception vs. Tennessee (9/13).
- x At New Orleans (9/20), finished with two receptions for 29 yards.
- x Returned from injury vs. Atlanta (12/6), where he caught three passes for 31 yards.
- x Against New Orleans (12/13), finished with three receptions for 31 yards.
- x At St. Louis (12/17), finished with three receptions for 29 yards and one touchdown, his third of the season and fifth of his career.

- x Started vs. Chicago (12/27), recording two receptions for 60 yards, including a career-long 43-yard catch for a touchdown.
- x Appeared at Carolina (1/3), finishing with three receptions for 48 yards.

**COLLEGE:**

- x Started 35-of-38 games, including each of the last 28 games he played, recording 146 receptions for 1,840 yards and 21 touchdowns.
- x Ranks fourth in school history in receptions (146) and receiving touchdowns (21), while placing eighth in receiving yards (1,840), the highest marks ever by a Washington tight end.
- x Listed on Athlon Sports' Top 30 Tight Ends of the BCS Era.
- x As a junior (2013), started all 12 games he appeared in, catching 36 passes for 450 yards and a career-high eight touchdowns, the second-most by a tight end in school history.
- x Won the Mackey Award, given annually to the nation's top tight end.
- x Received first-team All-American honors from The NFL Draft Report and third-team honors from The Associated Press.
- x Named second-team All-Pac 12 by the league's media and coaches.
- x As a sophomore (2012), started all 13 games, tallying 69 receptions for 852 yards, both career highs and school single-season records for a tight end. He added seven receiving touchdowns.
- x A finalist for the Mackey Award.
- x Earned first-team All-American honors from The NFL Draft Report and third-team honors from CBS Sports and The Associated Press.
- x Led all tight ends in the FBS in receptions (5.31) and receiving yards (65.54) per game.
- x Recorded two 100-yard receiving games.
- x Received John Mackey Award National Tight End of the Week after his career day against California (11/2/12), when he caught eight passes for 154 yards and a touchdown.

- x During his freshman season (2011), started 10-of-13 games, catching 41 passes for 538 yards and six touchdowns.
- x Named first-team Freshman All-American by The NFL Draft Report, CBS Sports, College Football News and FoxSportsNet, while adding second-team honors from Yahoo Sports.
- x Received All-Pac 12 honorable mention honors.
- x Also played for the Washington basketball team in 2011.
- x Majored in general studies.

## PERSONAL:

- x Attended Gig Harbor High School (Fox Island, Washington).
- x Received a five-star rating and was the No. 1-rated tight end in the country by Tom Lemming's Prep Football Report, with Scout.com also having him as their top rated tight end. Rivals.com ranked him as their second-best tight end in the country.
- x A two-time Class 4A All-Narrows League and All-District choice during his high school career, he played at wide receiver, tight end, offensive tackle and defensive end.
- x As a junior and senior, was named All-State by the Seattle Times and garnered Class 4A first-team accolades from the Associated Press.
- x An All-American selection (first-team, MaxPreps; second-team ESPN) following his senior season.
- x One of five players to be named a "blue-chip prospect" by the Seattle Times and one of just eight players from the Pacific Northwest to be named a "Northwest Nugget" by the Tacoma News-Tribune, where he was also on their "Western 100" list.

- x Also played basketball in high school and was a two-time All-Narrows League selection.
- x Son of Linda Seferian.
- x Has a younger sister, Michaela.
- x Grandfather Edward Seferian spent 35 years as the conductor of the Tacoma Symphony Orchestra.
- x Played the tuba and saxophone growing up.
- x Born Austin Seferian-Jenkins on September 29, 1992.

## COMMUNITY:

- x Participated as a celebrity escort in the Pediatric Cancer Foundation's 2015 "Fashion Funds the Cure" fashion show.
- x In June 2014, 2015 and 2016, had his head shaved by children battling cancer as part of the Buccaneers Cut for a Cure to raise funds and awareness for the Pediatric Cancer Foundation.
- x In February 2015, presented new athletic equipment to the Pinellas Sheriff's Police Athletic League collected from the Replay Tampa Bay sporting goods drive.
- x In December 2014, visited patients battling illness during the holidays at All Children's Hospital in St. Petersburg.
- x In November 2014, congratulated students at Pinellas Park Middle School for winning the Fuel Up to PLAY 60 "Defend Your Turf Challenge" and led students in fitness drills.
- x In September 2014, participated in a Buccaneers Academy ribbon-cutting ceremony and helped build an outdoor class at Sheehy Elementary in Tampa.

## SEFERIAN-JENKINS' CAREER STATISTICS

YEAR	TEAM	GP	GS	RECEIVING				RUSHING					
				NO	YDS	AVG	LG	TD	ATT	YDS	AVG	LG	TD
2014	Tampa Bay	9	9	21	221	10.5	26	2	0	0	-	-	0
2015	Tampa Bay	7	3	21	338	16.1	43t	4	0	0	-	-	0
NFL Totals		16	12	42	559	13.3	43t	6	0	0	-	-	0

### ADDITIONAL STATS

Fumbles-Lost: 1-1 – 1-1 in 2014  
Misc Tackles: 1 - 1 in 2014

# SEFERIAN-JENKINS' GAME-BY-GAME STATISTICS

ADMINISTRATION

PLAYERS

2015 REVIEW

HISTORY

RECORDS

SIDELINES

2015		RECEIVING					RUSHING				
DATE	OPP	NO	YDS	AVG	LG	TD	ATT	YDS	AVG	LG	TD
Sept. 13	TEN	5	110	22.0	41t	2	0	0	-	-	0
Sept. 20	@NO	2	29	14.5	21	0	0	0	-	-	0
Sept. 27	@HOU					Inactive					
Oct. 4	CAR					Inactive					
Oct. 11	JAC					Inactive					
Oct. 25	@WAS					Inactive					
Nov. 1	@ATL					Inactive					
Nov. 8	NYG					Inactive					
Nov. 15	DAL					Inactive					
Nov. 22	@PHI					Inactive					
Nov. 29	@IND					Inactive					
Dec. 6	ATL	3	31	10.3	15	0	0	0	-	-	0
Dec. 13	NO	3	31	10.3	13	0	0	0	-	-	0
Dec. 17	@STL	3	29	9.7	13	1	0	0	-	-	0
Dec. 27	CHI	2	60	30.0	43t	1	0	0	-	-	0
Jan. 3	@CAR	3	48	16.0	21	0	0	0	-	-	0
<b>TOTALS</b>		<b>21</b>	<b>338</b>	<b>16.1</b>	<b>43T</b>	<b>4</b>	<b>0</b>	<b>0</b>	-	-	<b>0</b>

2014		RECEIVING					RUSHING				
DATE	OPP	NO	YDS	AVG	LG	TD	ATT	YDS	AVG	LG	TD
Sept. 7	CAR	1	26	26.0	26	0	0	0	-	-	0
Sept. 14	STL					Inactive					
Sept. 21	@ATL					Inactive					
Sept. 28	@PIT	3	44	14.7	21	0	0	0	-	-	0
Oct. 5	@NO	1	11	11	11	0	0	0	-	-	0
Oct. 19	BAL	4	58	14.5	30	0	0	0	-	-	0
Oct. 27	MIN	3	26	8.7	10	1	0	0	-	-	0
Nov. 2	@CLE	1	3	3	3	0	0	0	-	-	0
Nov. 9	ATL	5	30	6.0	13	1	0	0	-	-	0
Nov. 16	@WAS	1	7	7.0	7	0	0	0	-	-	0
Nov. 23	@CHI	2	16	8.0	11	0	0	0	-	-	0
Nov. 27	CIN					Inactive					
Dec. 7	@DET					Inactive					
Dec. 14	@CAR					Inactive					
Dec. 21	GB					Injured Reserve					
Dec. 28	NO					Injured Reserve					
<b>TOTALS</b>		<b>21</b>	<b>221</b>	<b>10.5</b>	<b>26</b>	<b>2</b>	<b>0</b>	<b>0</b>	-	-	<b>0</b>



## RUSSELL SHEPARD

WIDE RECEIVER

HT: 6-1 WT: 195

DOB: 9/17/90

NFL: 4TH YEAR

ACQ: W (PHI), 2013

COLLEGE: LSU

### ACQUIRED BY BUCS:

- × Claimed by Tampa Bay off waivers from the Philadelphia Eagles on September 1, 2013.

### ORIGINALLY ENTERED NFL:

- × Originally entered the NFL as a college free agent with the Philadelphia Eagles on April 29, 2013.

### CAREER HIGHLIGHTS:

- × Made NFL and Buccaneers debut in the 2013 season opener at the New York Jets (9/8/2014).
- × Recorded first career reception at Pittsburgh on 9/28/2014, a 22-yard grab to convert a third down.
- × Voted special teams captain in 2015; is an important contributor to that unit, with 29 career special teams tackles and one special teams forced fumble.

### 2015 HIGHLIGHTS:

- × Voted as special teams captain for the 2015 season.
- × Appeared in 13 games on the season, starting one.
- × Inactive for three games on the season (vs. Carolina, 10/4; vs. Jacksonville, 10/11; at Washington, 10/25).
- × In the season opener vs. Tennessee (9/13), finished with one reception for six yards. Also recorded 18 snaps on special teams.
- × Started at New Orleans (9/20), finishing with 20 snaps on offense and 16 on special teams, registering a special teams tackle.
- × At Houston (9/27), recorded nine offensive snaps and 18 special teams snaps, as well as one special teams tackle.
- × At Atlanta (11/1), played four offensive snaps and 15 special teams snaps, recording one special teams tackle.
- × Started against New York Giants (11/8), playing 10 offensive snaps and 16 special teams snaps, registering one special teams tackle.
- × Played against Dallas (11/15), finishing with 12 offensive snaps and 14 special teams snaps, with one special teams tackle.
- × At Philadelphia, recorded one reception, a four-yard touchdown pass from QB Jameis Winston, as well playing 21 special teams snaps and recording one special teams tackle.

- × At Indianapolis (11/29), recorded 12 snaps on offense and 17 snaps on special teams.
- × Against Atlanta (12/6), finished with nine snaps on offense and 17 snaps on special teams.
- × Against New Orleans (12/13), recorded 13 offensive snaps and 17 on special teams, while also recording two special teams tackles.
- × At St. Louis (12/17), recorded 24 offensive snaps and 18 on special teams, as well as recording on special teams tackle.
- × Finished with one reception for 18 yards vs. Chicago (12/27).
- × At Carolina (1/3), recorded 24 snaps on offense and 16 snaps on special teams, as well as tallying one special teams tackle.

### COLLEGE:

- × Played in 49 games, with 14 starts at Louisiana State (2009-12), totaling 733 rushing yards, 55 receiving yards and 10 touchdowns (five rushing, five receiving).
- × Spent time at quarterback, running back and wide receiver.
- × Played in 13 games his senior season, with one start, finishing the year with 161 rushing yards, 92 receiving yards and a rushing touchdown.
- × As a junior, played in 11 games, making four starts, and ranked second on the team with four receiving touchdowns, third with 190 receiving yards, and fourth with 14 receptions. Also had 52 rushing yards on seven carries.
- × During his sophomore season, played in 13 games, with nine starts, totaling 249 receiving yards, 33 receptions, 226 rushing yards and three touchdowns (two rushing, one receiving).
- × As a true freshman in 2009, played in 12 games, registering 294 rushing yards and two rushing touchdowns, while adding 34 receiving yards.
- × Lined up at running back, quarterback and wide receiver during his freshman season.
- × Scored his first career touchdown on a 69-yard run against Auburn, the longest run from scrimmage by an LSU player since running back Jacob Hester ran for an 87-yard touchdown in 2007.
- × Graduated with a degree in communications.



**COMMUNITY:**

- x Helped hand out candy to trick-or-treaters from Buccaneers Academy schools attending Lowry Park Zoo's ZooBoo KIDS Halloween event in October 2015.
- x On Veterans' Day 2014, greeted military service members at James A. Haley Veterans' Hospital.
- x In October 2014, visited Metropolitan Ministries to play games with children for the Ministries' annual Fall Festival.
- x Paired up with United Way volunteers and students to install a "Learning Garden" at Edison Elementary in October 2013.
- x Helped host a "Salute to Service Barbecue" in November 2013 at MacDill Air Force Base.
- x In November 2013, helped distribute donated food to the holiday tent at Metropolitan Ministries, and greeted families while assisting with their holiday shopping.

- x In December 2013, visited patients at All Children's Hospital and sang Christmas carols to residents at Westminster Palms Retirement Home.

**PERSONAL:**

- x Attended Cypress Ridge High School (Houston, Texas).
- x Ranked as the No. 1 dual-threat quarterback as a senior, earning Parade All-America and All-USA second-team honors by USA Today.
- x Recorded almost 4,000 total yards and 48 touchdowns as a senior, earning AP first-team Class 5A all-state selection and the Texas Class 5A Offensive Player of the Year.
- x An all-state selection in track and field.
- x Son of Russell Sr. and Nikki Shepard.
- x Has a brother, Nicolas.
- x Born Russell Oliver Shepard Jr. on September 17, 1990 in Houston, Texas.

**SHEPARD'S CAREER STATISTICS**

YEAR	TEAM	RECEIVING							RUSHING					
		GP	GS	NO	YDS	AVG	LG	TD	ATT	YDS	AVG	LG	TD	
2013	Tampa Bay	14	0	0	0	-	-	0	0	0	-	-	0	
2014	Tampa Bay	16	0	4	63	15.8	23	0	0	0	-	-	0	
2015	Tampa Bay	13	1	3	28	9.3	18	1	0	0	-	-	0	
<b>NFL Totals</b>		<b>43</b>	<b>1</b>	<b>7</b>	<b>91</b>	<b>13.0</b>	<b>23</b>	<b>1</b>	<b>0</b>	<b>0</b>	-	-	<b>0</b>	

**ADDITIONAL STATS**

**Special Teams Tackles:** 29: 9 in 2015; 14 in 2014, 6 in 2013.

**Special Teams Forced Fumbles:** 1 in 2013.

**SHEPARD'S GAME-BY-GAME STATISTICS**

2015 DATE	OPP	NO	YDS	RECEIVING			ATT	YDS	RUSHING			TD
				AVG	LG	TD			AVG	LG	TD	
Sept. 13	TEN	1	6	6.0	6	0	0	0	-	-	0	
Sept. 20	@NO	0	0	-	-	0	0	0	-	-	0	
Sept. 27	@HOU	0	0	-	-	0	0	0	-	-	0	
Oct. 4	CAR					Inactive						
Oct. 11	JAC					Inactive						
Oct. 25	@WAS					Inactive						
Nov. 1	@ATL					Inactive						
Nov. 8	NYG	0	0	-	-	0	0	0	-	-	0	
Nov. 15	DAL	0	0	-	-	0	0	0	-	-	0	
Nov. 22	@PHI	1	4	4.0	4t	1	0	0	-	-	0	
Nov. 29	@IND	0	0	-	-	0	0	0	-	-	0	
Dec. 6	ATL	0	0	-	-	0	0	0	-	-	0	
Dec. 13	NO	0	0	-	-	0	0	0	-	-	0	
Dec. 17	@STL	0	0	-	-	0	0	0	-	-	0	
Dec. 27	CHI	1	18	18.0	18	0	0	0	-	-	0	
Jan. 3	@CAR	0	0	-	-	0	0	0	-	-	0	
<b>TOTALS</b>		<b>3</b>	<b>28</b>	<b>9.3</b>	<b>18</b>	<b>1</b>	<b>0</b>	<b>0</b>	-	-	<b>0</b>	

**2014**

DATE	OPP	NO	RECEIVING				RUSHING					
			YDS	AVG	LG	TD	ATT	YDS	AVG	LG	TD	
Sept. 7	CAR	0	0	-	-	0	0	0	-	-	0	
Sept. 14	STL	0	0	-	-	0	0	0	-	-	0	
Sept. 21	@ATL	0	0	-	-	0	0	0	-	-	0	
Sept. 28	@PIT	2	30	15.0	22	0	0	0	-	-	0	
Oct. 5	@NO	0	0	-	-	0	0	0	-	-	0	
Oct. 19	BAL	0	0	-	-	0	0	0	-	-	0	
Oct. 27	MIN	0	0	-	-	0	0	0	-	-	0	
Nov. 2	@CLE	0	0	-	-	0	0	0	-	-	0	
Nov. 9	ATL	0	0	-	-	0	0	0	-	-	0	
Nov. 16	@WAS	0	0	-	-	0	0	0	-	-	0	
Nov. 23	@CHI	0	0	-	-	0	0	0	-	-	0	
Nov. 27	CIN	0	0	-	-	0	0	0	-	-	0	
Dec. 7	@DET	0	0	-	-	0	0	0	-	-	0	
Dec. 14	@CAR	1	23	23.0	23	0	0	0	-	-	0	
Dec. 21	GB	0	0	-	-	0	0	0	-	-	0	
Dec. 28	NO	1	10	10.0	10	0	0	0	-	-	0	
<b>TOTALS</b>		<b>3</b>	<b>53</b>	<b>17.7</b>	<b>23</b>	<b>0</b>	<b>0</b>	<b>0</b>	<b>-</b>	<b>-</b>	<b>0</b>	

**34**
**CHARLES SIMS III**
**RUNNING BACK**
**HT: 6-0 WT: 213**
**DOB: 9/19/90**
**NFL: 3RD YEAR**
**ACQ: D3, 2014**
**COLLEGE: WEST VIRGINIA**

**ACQUIRED BY BUCS:**

- × Selected in the third round (69th overall) of the 2014 NFL Draft by the Buccaneers.

**CAREER HIGHLIGHTS:**

- × Made NFL and Buccaneers debut vs. Atlanta on 11/9/2014.
- × Recorded first career rushing touchdown at New Orleans (12/28/2014) and first career receiving touchdown at Houston (9/27/2015).
- × With 561 receiving yards in 2015, marks the fourth-most such yards by a running back in a single season in franchise history.

**2015 HIGHLIGHTS:**

- × Appeared in all 16 games on the season.
- × In the season opener vs. Tennessee (9/13), finished with five rushes for 12 yards and two catches for 23 yards.
- × At New Orleans (9/20), recorded eight rushes for 38 yards and three receptions for 14 yards.

- × At Houston (9/27), recorded six rushes for 11 yards and two receptions for 41 yards, including a 32-yard touchdown reception, the first touchdown reception of his career.
- × Against Carolina (10/4), rushed six times for 23 yards and caught three passes for 30 yards, including a 10-yard touchdown reception.
- × With back-to-back touchdown receptions at Houston (9/27) and vs. Carolina (10/4), becomes the first Buccaneers running back to catch touchdowns in consecutive games since 1991, and only the fourth in team history to do so.
- × Against Jacksonville (10/11), finished the day with a career-high 136 all-purpose yards (85 receiving, 51 rushing), while leading the team in receiving.
- × Recorded a career-long reception vs. Jacksonville (10/11), with a 56-yard catch on third-and-15 which led to a Buccaneers field goal.
- × At Washington (10/25), finished with 10 carries for 49 yards and two receptions for 17 yards.
- × At Atlanta (11/1), recorded 22 yards on six rushing attempts and caught three passes for 24 yards.

- x Against New York Giants (11/8), led the team in rushing, recording a career-high 78 yards on eight attempts, including a career-long 59-yard run that also marked the longest rush by a Buccaneers player since Doug Martin last season (63 yards, vs. Carolina, 12/14/14).
- x His 59-yard rush vs. New York Giants (11/8) helped set up a 10-yard touchdown run by QB Jameis Winston.
- x Against Dallas (11/15), finished with five rushes for 18 yards and two receptions for 13 yards.
- x At Philadelphia (11/22), recorded 10 rushes for 43 yards and three receptions for 26 yards, including a 14-yard receiving touchdown.
- x His touchdown reception at Philadelphia (11/22) came on third-and-10, capping off an offensive drive in which he also was responsible for converting two additional third downs, both on passes from Winston.
- x Rushed seven times for 56 yards against Atlanta (12/6), including a 25-yard run – Tampa Bay's longest of the game – that helped spark a drive that ended with a one-yard scoring rush by teammate Doug Martin.
- x Led the team in receptions and receiving yards against New Orleans (12/13), finishing with six catches for 64 yards while also recording five rushes for 10 yards.
- x At St. Louis (12/17), rushed seven times for 50 yards and caught three passes for 22 yards.
- x Had a career day vs. Chicago (12/27), finishing with 117 yards from scrimmage – 45 rushing yards on four carries and 72 receiving yards on three receptions, including a 50-yard touchdown catch.
- x Has been a top pass catcher this season, ranking third on the team in receiving yards with 515, a mark that ranks him sixth all-time among all Buccaneers running backs for receiving yards in a single season. His four touchdown receptions also mark the most ever by a Buccaneers running back.
- x His performance against Chicago (12/27) marks his second career game with 100+ yards from scrimmage and giving him 1,001 yards from scrimmage on the season, marking him and Doug Martin (1,565) as only the second pair of Buccaneers running backs to eclipse 1,000 yards from scrimmage in the same season (Mike Alstott and Warrick Dunn, 1999).
- x At Carolina (1/3), caught a career-high nine passes, totaling 74 yards. His nine receptions marks the most in a single game by a Buccaneers running back since Earnest Graham caught 13 passes in 2007 (10/21/07 at Detroit).
- x With 561 receiving yards on the season, holds position for fourth-most by a running back in a single season in team history.

## COLLEGE:

- x During his collegiate career, started 39-of-48 games he appeared in, carrying the ball 592 times for 3,465 yards and 40 touchdowns, while also catching 203 passes for 2,108 yards and 11 touchdowns.
- x Spent one season at West Virginia (2013), after graduating from Houston.
- x In his lone season as a Mountaineer, started all 12 games he played in, recording career highs in rush attempts (208) and rushing yards (1,095), while adding 11 rushing touchdowns, the third-most in the Big 12.
- x Also had 45 receptions for 401 yards and three touchdowns and returned four kickoffs for 53 yards. His combined 1,549 yards from scrimmage were a career best.
- x Named Big 12 Conference co-Newcomer of the Year, with his 129.09 all-purpose yards per game ranking second in the league.
- x Totaled four 100-yard rushing games on the year.
- x Earned Big 12 Player of the Week honors after his performance against Oklahoma State (9/28/13), when he had a combined 142 yards rushing and receiving, with one touchdown run.
- x Prior to his time at West Virginia, played three seasons at Houston (2009-12), totaling 384 rushes and 29 touchdowns, with 158 catches for 1,707 yards and eight touchdowns.
- x Ranks third in Houston history in total touchdowns (37) and rushing touchdowns (29).
- x Registered eight 100-yard rushing performances as a Cougar.
- x In his redshirt junior season (2012), Sims led Houston in rushing for the third time, tallying 851 rushing yards and 142 attempts and 11 touchdowns, while contributing 37 receptions for 373 yards and three touchdowns.
- x Earned second-team All-Conference USA honors.
- x Totaled four 100-yard rushing performances on the season, including a career-best day against North Texas (10/6/12), with 21 rushes for 210 yards.
- x As a redshirt sophomore (2011), led the Cougars in rushing with 110 carries for 821 yards and nine touchdowns, while also adding 51 catches for 575 yards and four touchdowns.
- x Received first-team All-Conference USA honors.
- x Registered two 100-yard rushing games.
- x Named Conference USA Player of the Week after recording 207 rushing yards on only 10 carries at Tulane (11/10/11), setting a school record with 20.7 yards per rush. Also had two touchdown runs.
- x Redshirted in 2010.
- x As a true freshman in 2009, notched 132 carries for 698 yards and nine touchdowns, with a career-high

70 receptions for 759 yards and one touchdown, for a combined 1,457 all-purpose yards.

- × Named Conference USA Freshman of the Year.
- × Graduated from Houston with a degree in health.

### PERSONAL:

- × Attended Westbury High School (Houston, Texas).
- × Named District 21-4A MVP and first-team All-District.
- × Houston Chronicle Top 100 pick.
- × Third-team All-State selection by the Texas Sports Writers Association following his senior season.
- × Son of Dinetta Oliver.
- × Born Charles Edwards Sims on September 19, 1990 in Houston, Texas.

### COMMUNITY:

- × In December 2014, visited patients battling illness during the holidays at All Children's Hospital in St. Petersburg.
- × In November 2014, congratulated students at Pinellas Park Middle School for winning the Fuel Up to PLAY 60 "Defend Your Turf Challenge" and led students in fitness drills.
- × In September 2014, participated in a Buccaneers Academy ribbon-cutting ceremony and helped build an outdoor class at Sheehy Elementary in Tampa.
- × In June 2014, visited MacDill Air Force Base to greet service members and learn about U.S. military operations headquartered in Tampa.

## SIMS' CAREER STATISTICS

YEAR	TEAM	GP	GS	RUSHING				RECEIVING					
				ATT	YDS	AVG	LG	TD	NO.	YDS	AVG	LG	TD
2014	Tampa Bay	8	0	66	185	2.8	20	1	19	190	10.0	24	0
2015	Tampa Bay	16	0	107	529	4.9	59	0	51	561	11.0	56	4
NFL Totals		24	0	173	714	4.1	59	1	70	751	10.7	56	4

### SINGLE-GAME HIGHS

Rushes: 18, vs. New Orleans, 12/28/14  
 Rushing Yards: 78, vs. N.Y. Giants, 11/8/15  
 Rushing TDs: 1, vs. New Orleans, 12/28/14  
 Receptions: 9, at Carolina, 1/3/16  
 Receiving Yards: 85, vs. Jacksonville, 10/11/15  
 Receiving TDs: 1, four times, last vs. Chicago, 12/27/15

### ADDITIONAL STATS

Fumbles-Lost: 4-3 - 2-2 in 2015; 2-1 in 2014  
 Miscellaneous Tackles: 3 - 2 in 2015; 1 in 2014

## SIMS' GAME-BY-GAME STATISTICS

2015 DATE	OPP	ATT	YDS	RUSHING			TD	NO	YDS	RECEIVING		
				AVG	LG	TD				AVG	LG	TD
Sept. 13	TEN	5	12	2.4	7	0	2	23	11.5	18	0	
Sept. 20	@NO	8	38	4.8	12	0	3	14	4.7	12	0	
Sept. 27	@HOU	6	11	1.8	9	0	2	41	20.5	32t	1	
Oct. 4	CAR	6	23	3.8	7	0	3	30	10.0	13	1	
Oct. 11	JAC	12	51	4.3	15	0	4	85	21.3	56	0	
Oct. 25	@WAS	10	49	4.9	13	0	2	17	8.5	9	0	
Nov. 1	@ATL	6	22	3.7	7	0	3	24	8.0	13	0	
Nov. 8	NYG	8	78	9.8	59	0	1	4	4.0	4	0	
Nov. 15	DAL	5	18	3.6	9	0	2	13	6.5	7	0	
Nov. 22	@PHI	10	43	4.3	17	0	3	26	8.7	14t	1	
Nov. 29	@IND	4	8	2.0	6	0	3	31	10.3	16	0	
Dec. 6	ATL	7	56	8.0	25	0	2	21	10.5	18	0	
Dec. 13	NO	5	10	2.0	6	0	6	64	10.7	14	0	
Dec. 17	@STL	7	50	7.1	35	0	3	22	7.3	19	0	
Dec. 27	CHI	4	45	11.3	29	0	3	72	24.0	50t	1	
Jan. 3	@CAR	4	15	3.8	12	0	9	74	8.2	14	0	
<b>TOTALS</b>		<b>107</b>	<b>529</b>	<b>4.9</b>	<b>59</b>	<b>0</b>	<b>51</b>	<b>561</b>	<b>11.0</b>	<b>56</b>	<b>4</b>	

## 2014

DATE	OPP	ATT	YDS	RUSHING				RECEIVING					
				AVG	LG	TD	NO	YDS	AVG	LG	TD		
Sept. 7	CAR												
Sept. 14	STL												
Sept. 21	@ATL												
Sept. 28	@PIT												
Oct. 5	@NO												
Oct. 19	BAL												
Oct. 27	MIN												
Nov. 2	@CLE												
Nov. 9	ATL	8	23	2.9	6	0	2	17	8.5	13	0		
Nov. 16	@WAS	13	36	2.8	12	0	3	8	2.7	4	0		
Nov. 23	@CHI	6	22	3.7	10	0	2	11	5.5	9	0		
Nov. 27	CIN	5	6	1.2	5	0	4	49	12.3	21	0		
Dec. 7	@DET	5	-4	-0.8	3	0	1	24	24.0	24	0		
Dec. 14	@CAR	7	34	4.9	18	0	3	45	15.0	19	0		
Dec. 21	GB	4	-1	-0.3	1	0	3	30	10.0	18	0		
Dec. 28	NO	18	69	3.8	20	1	1	6	6.0	6	0		
<b>TOTALS</b>		<b>66</b>	<b>185</b>	<b>2.8</b>	<b>20</b>	<b>1</b>	<b>19</b>	<b>190</b>	<b>10.0</b>	<b>24</b>	<b>0</b>		

## 51

# DARYL SMITH

**LINEBACKER**

HT: 6-2 WT: 250

DOB: 3/14/1982

NFL: 12TH YEAR

ACQ: FA, 2016

COLLEGE: GEORGIA TECH



**ACQUIRED BY BUCS:**

- × Signed by Tampa Bay on March 18, 2016 as an unrestricted free agent from Baltimore.

**ORIGINALLY ENTERED NFL:**

- × Originally entered the NFL as a second-round pick (39th overall) of the Jacksonville Jaguars in the 2004 NFL Draft.

**CAREER HIGHLIGHTS:**

- × Spent nine seasons with Jacksonville (2004-12) and three with Baltimore (2013-15).
- × Has started 172-of-174 career regular season games, totaling 1,046 tackles, 68 passes defended, 30.5 sacks, 13 forced fumbles, 11 interceptions (87 return yards, one touchdown), and six fumble recoveries (116 return yards, one touchdown).
- × Started all five postseason contests he has played, recording 43 tackles, two forced fumbles, one pass defended, one sack and one interception.
- × His 1,046 tackles are the fourth-most among active players. He is one of only five active players with at least 1,000 tackles (also: Karlos Dansby, Chad Greenway, D'Qwell Jackson, Paul Posluszny).
- × One of only four active players to record at least 30 sacks and 10 interceptions (Dansby, Julius Peppers & Lawrence Timmons).

- × His 68 passes defended are the fourth-most by a linebacker since entering the league in 2004 and the second-most by an active linebacker.
- × Over the past three seasons, Smith ranks fifth in the NFL in total tackles (371) and his 29 passes defended are tied for the most by a linebacker during that span.
- × He and Lavonte David are the only two players to total at least 5.0 sacks, five interceptions, four forced fumbles and 25 passes defended over the past three seasons
- × His career high for sacks in a game is 1.5, reached four times (last vs. Cleveland, 9/15/13).
- × Set a career high with 15 tackles at Indianapolis (12/19/10).
- × Registered first career interception returned for a touchdown against Houston (9/22/13).
- × Recovered a fumble vs. Houston (10/14/07), returning it 77 yards for a touchdown.
- × Talled first career forced fumble against Cincinnati (10/9/05).
- × Recorded first career fumble recovery at Green Bay (12/19/04).
- × Registered first career sack against Chicago (12/12/04), bringing down Bears QB Chad Hutchinson in the end zone for a safety.
- × Notched first career interception against Indianapolis (10/3/04).
- × Started in NFL debut at Buffalo (9/12/04).

**2015 HIGHLIGHTS:**

- x Spent the season with the Baltimore Ravens.
- x Started all 16 regular season games, with a team-leading 121 tackles, as well as seven tackles for loss, three passes defended, 3.0 sacks and one interception.
- x In an overtime win at Pittsburgh (10/1), led the team with 13 tackles, adding a sack and two tackles for loss.
- x Notched his second sack of the season at San Francisco (10/18), bringing down 49ers quarterback Colin Kaepernick for a 6.5 yard-loss.
- x Recorded a season-high 14 tackles and two tackles for loss in a win over San Diego (11/1).
- x Registered his third sack of the year at Miami (12/6), to go along with two tackles for loss.
- x Grabbed his first interception of the year in a win against Pittsburgh (12/27).

**COLLEGE/PERSONAL:**

- x Started 44-of-46 games at Georgia Tech (2000-03), totaling 383 tackles, 48 tackles for loss, 15.0 sacks, 12 passes defended, four fumble recoveries, three forced fumbles and three interceptions.
- x Finished his career ranked 11th on the school's all-time tackle list.
- x Named All-Atlantic Coast Conference honorable mention as a senior and first-team Freshman All-America by Football News and Sporting News.
- x Majored in management.
- x Attended Dougherty High School (Albany, Georgia).
- x The No. 6 linebacker in the nation according to Tom Lemming, he was named to the Atlanta Journal-Constitution Top 75 in Georgia and selected to play in the Georgia-Florida All-Star game.
- x Also lettered in baseball.
- x He and his wife, Ramee, have three children: Daryn, Caleb and Avery.
- x Born Daryl Lamont Smith on April 14, 1982 in Albany, Georgia.

**SMITH'S CAREER STATISTICS**

YEAR	TEAM	GP	GS	TACKLES					INTERCEPTIONS					FUMBLES			ST TACKLES		
				TOT	SOLO	ASST.	SK	YDS	NO	YDS	LG	TD	PD	FF	FR	YDS	T	S	A
2004	Jacksonville	15	13	48	41	7	2.0	12.0	1	0	0	0	4	0	1	0	4	3	1
2005	Jacksonville	16	16	80	69	11	4.0	12.0	1	0	0	0	2	1	0	0	1	1	0
2006	Jacksonville	16	16	89	73	16	3.0	12.0	1	4	4	0	7	1	0	0	0	0	0
2007	Jacksonville	15	15	71	54	17	1.5	10.5	0	0	0	0	4	0	2	77	0	0	0
2008	Jacksonville	14	14	70	60	10	2.5	16.0	0	0	0	0	3	1	0	0	0	0	0
2009	Jacksonville	16	16	107	84	23	1.5	8.0	1	10	10	0	6	3	2	0	0	0	0
2010	Jacksonville	16	16	97	75	22	3.5	27.0	1	8	8	0	5	1	0	0	0	0	0
2011	Jacksonville	16	16	107	74	33	3.5	36.5	1	25	25	0	8	2	0	0	0	0	0
2012	Jacksonville	2	2	6	5	1	0.0	0.0	0	0	0	0	0	0	0	0	0	0	0
2013	Baltimore	16	16	123	57	66	5.0	43.5	3	41	37t	1	18	2	0	0	0	0	0
2014	Baltimore	16	16	127	67	60	1.0	7.0	1	0	0	0	8	2	1	39	0	0	0
2015	Baltimore	16	16	121	72	49	3.0	19.5	1	-1	-1	0	3	0	0	0	0	0	0

**NFL Totals** 174 172 1,046 731 315 30.5 204.0 11 87 37t 1 68 13 6 116 5 4 1  
**PLAYOFFS**

YEAR	TEAM	GP	GS	TACKLES					INTERCEPTIONS					FUMBLES			TACKLES			
				TOT	SOLO	ASST.	SK	YDS	NO	YDS	LG	TD	PD	FF	FR	YDS	T	S	A	
2005	Jacksonville	1	1	7	7	0	1.0	1.0	0	0	0	0	0	0	0	0	0	0	0	0
2007	Jacksonville	2	2	20	11	9	0.0	0.0	0	0	0	0	0	0	0	0	0	0	2	0
2014	Baltimore	2	2	16	13	3	0.0	0.0	1	0	0	0	1	2	0	0	0	0	0	0
<b>Postseason</b>		<b>5</b>	<b>5</b>	<b>43</b>	<b>13</b>	<b>3</b>	<b>1.0</b>	<b>1.0</b>	<b>1</b>	<b>0</b>	<b>0</b>	<b>0</b>	<b>1</b>	<b>2</b>	<b>0</b>	<b>0</b>	<b>0</b>	<b>0</b>	<b>2</b>	<b>0</b>

**SINGLE-GAME HIGHS**

**Tackles:** 15, at Indianapolis, 12/19/10 (w/Jacksonville)  
**Sacks:** 1.5, four times, last vs. Cleveland, 9/15/13 (w/ Baltimore)  
**Interceptions:** 1, 12 times, last vs. Pittsburgh, 12/27/15 (w/Baltimore)  
**INT-TD:** 1, vs. Houston, 9/22/13 (w/Baltimore)  
**Passes Defended:** 2, 12 times, last at Denver, 9/13/15 (w/Baltimore)  
**Forced Fumbles:** 2, at Pittsburgh, 1/3/15 - Wild Card Playoff (w/Baltimore)  
**Fumble Recoveries:** 1, six times, last at Cincinnati, 10/26/14 - Divisional Round Playoff (w/Baltimore)  
**FR-TD:** 1, vs. Houston, 10/14/07 (w/Jacksonville)

# SMITH'S GAME-BY-GAME STATISTICS

ADMINISTRATION

PLAYERS

2015 REVIEW

HISTORY

RECORDS

SIDELINES

## 2015 (W/BALTIMORE)

DATE	OPP	TACKLES					YDS	QH	INTERCEPTIONS				PD	FUMBLES			ST TACKLES		
		T	S	A	TFL	SK			NO	YDS	LG	TD		FF	FR	YDS	T	S	A
Sept. 13	@DEN	6	2	4	0	0.0	0.0	0	0	0	0	0	2	0	0	0	0	0	0
Sept. 20	@OAK	8	7	1	0	0.0	0.0	0	0	0	0	0	0	0	0	0	0	0	
Sept. 27	CIN	7	2	5	0	0.0	0.0	0	0	0	0	0	0	0	0	0	0	0	
Oct. 1	@PIT	13	10	3	2	1.0	9.0	1	0	0	0	0	0	0	0	0	0	0	
Oct. 11	CLE	12	7	5	0	0.0	0.0	0	0	0	0	0	0	0	0	0	0	0	
Oct. 18	@SF	8	6	2	0	1.0	6.5	2	0	0	0	0	0	0	0	0	0	0	
Oct. 26	@ARI	8	8	0	0	0.0	0.0	0	0	0	0	0	0	0	0	0	0	0	
Nov. 1	SD	14	7	7	2	0.0	0.0	1	0	0	0	0	0	0	0	0	0	0	
Nov. 15	JAX	5	3	2	0	0.0	0.0	0	0	0	0	0	0	0	0	0	0	0	
Nov. 22	STL	2	1	1	0	0.0	0.0	0	0	0	0	0	0	0	0	0	0	0	
Nov. 30	@CLE	3	3	0	0	0.0	0.0	0	0	0	0	0	0	0	0	0	0	0	
Dec. 6	@MIA	9	9	0	2	1.0	4.0	1	0	0	0	0	0	0	0	0	0	0	
Dec. 13	SEA	8	0	8	0	0.0	0.0	0	0	0	0	0	0	0	0	0	0	0	
Dec. 20	KC	7	4	3	1	0.0	0.0	0	0	0	0	0	0	0	0	0	0	0	
Dec. 27	PIT	8	3	5	0	0.0	0.0	0	1	-1	-1	0	1	0	0	0	0	0	
Jan. 3	@CIN	3	0	3	0	0.0	0.0	0	0	0	0	0	0	0	0	0	0	0	
<b>TOTALS</b>		<b>121</b>	<b>72</b>	<b>49</b>	<b>7</b>	<b>3.0</b>	<b>19.5</b>	<b>5</b>	<b>1</b>	<b>-1</b>	<b>-1</b>	<b>0</b>	<b>3</b>	<b>0</b>	<b>0</b>	<b>0</b>	<b>0</b>	<b>0</b>	

## 2014 (W/BALTIMORE)

DATE	OPP	TACKLES					YDS	QB	INTERCEPTIONS				PD	FUMBLES			ST TACKLES		
		T	S	A	TFL	SK			NO	YDS	LG	TD		FF	FR	YDS	T	S	A
Sept. 7	CIN	9	4	5	0	0.0	0.0	0	0	0	0	0	0	0	0	0	0	0	
Sept. 11	PIT	8	5	3	0	0.0	0.0	0	0	0	0	0	1	1	0	0	0	0	
Sept. 21	@CLE	5	4	1	0	0.0	0.0	0	0	0	0	0	0	0	0	0	0	0	
Sept. 28	CAR	7	3	4	0	0.0	0.0	0	0	0	0	0	0	0	0	0	0	0	
Oct. 5	@IND	8	4	4	0	0.0	0.0	0	0	0	0	0	0	0	0	0	0	0	
Oct. 12	@TB	7	6	1	1	1.0	0.0	1	0	0	0	0	0	0	0	0	0	0	
Oct. 19	ATL	12	8	4	0	0.0	0.0	1	0	0	0	0	1	0	0	0	0	0	
Oct. 26	@CIN	13	3	10	1	0.0	0.0	0	0	0	0	0	1	1	39	0	0	0	
Nov. 2	@PIT	9	7	2	0	0.0	0.0	0	0	0	0	0	0	0	0	0	0	0	
Nov. 9	TEN	5	1	4	0	0.0	0.0	1	0	0	0	0	1	0	0	0	0	0	
Nov. 24	@NO	5	5	0	0	0.0	0.0	0	0	0	0	0	0	0	0	0	0	0	
Nov. 30	SD	8	3	5	0	0.0	0.0	0	1	0	0	0	1	0	0	0	0	0	
Dec. 7	@MIA	4	3	1	1	0.0	0.0	0	0	0	0	0	1	0	0	0	0	0	
Dec. 14	JAC	7	3	4	0	0.0	0.0	0	0	0	0	0	2	0	0	0	0	0	
Dec. 21	@HOU	11	5	6	0	0.0	0.0	0	0	0	0	0	1	0	0	0	0	0	
Dec. 28	CLE	9	3	6	0	0.0	0.0	0	0	0	0	0	0	0	0	0	0	0	
<b>TOTALS</b>		<b>39</b>	<b>25</b>	<b>14</b>	<b>6</b>	<b>3.0</b>	<b>12.0</b>	<b>4</b>	<b>0</b>	<b>0</b>	<b>0</b>	<b>0</b>	<b>3</b>	<b>1</b>	<b>1</b>	<b>0</b>	<b>0</b>	<b>0</b>	
<b>PLAYOFFS</b>																			
Jan. 3	@PIT	10	9	1	0	0.0	0.0	0	0	0	0	0	0	2	0	0	0	0	
Jan. 10	@NE	6	4	2	0	0.0	0.0	0	1	0	0	0	1	0	0	0	0	0	
<b>TOTALS</b>		<b>16</b>	<b>13</b>	<b>3</b>	<b>0</b>	<b>0.0</b>	<b>0.0</b>	<b>0</b>	<b>1</b>	<b>0</b>	<b>0</b>	<b>0</b>	<b>1</b>	<b>2</b>	<b>0</b>	<b>0</b>	<b>0</b>	<b>0</b>	

## 2013 (W/BALTIMORE)

DATE	OPP	TACKLES					YDS	QH	INTERCEPTIONS				PD	FUMBLES			ST TACKLES		
		T	S	A	TFL	SK			NO	YDS	LG	TD		FF	FR	YDS	T	S	A
Sept. 5	@DEN	4	3	1	0	0.0	0.0	0	0	0	0	0	2	0	0	0	0	0	
Sept. 15	CLE	11	3	8	1	1.5	14.5	2	0	0	0	0	2	0	0	0	0	0	
Sept. 22	HOU	10	7	3	0	0.0	0.0	0	1	37	37	1	1	0	0	0	0	0	
Sept. 29	@BUF	12	4	8	0	0.0	0.0	0	1	1	1	0	1	0	0	0	0	0	
Oct. 6	@MIA	6	6	0	1	0.0	0.0	0	0	0	0	0	1	0	0	0	0	0	
Oct. 13	GB	10	1	9	0	0.0	0.0	0	0	0	0	0	1	0	0	0	0	0	
Oct. 20	@PIT	9	4	5	0	0.0	0.0	0	0	0	0	0	0	1	0	0	0	0	
Nov. 3	@CLE	9	7	2	1	1.0	13.0	2	0	0	0	0	1	0	0	0	0	0	
Nov. 10	CIN	9	3	6	1	0.0	0.0	0	0	0	0	0	2	0	0	0	0	0	
Nov. 17	@CHI	6	4	2	1	0.0	0.0	0	0	0	0	0	0	1	0	0	0	0	
Nov. 24	NYJ	3	2	1	1	1.0	7.0	1	0	0	0	0	2	0	0	0	0	0	
Nov. 28	PIT	6	3	3	0	0.0	0.0	0	0	0	0	0	1	0	0	0	0	0	
Dec. 8	MIN	7	1	6	0	0.0	0.0	0	0	0	0	0	2	0	0	0	0	0	
Dec. 16	@DET	5	2	3	1	1.0	5.0	1	1	3	3	0	1	0	0	0	0	0	
Dec. 22	NE	11	4	7	0	0.5	4.0	1	0	0	0	0	1	0	0	0	0	0	
Dec. 29	@CIN	5	3	2	1	0.0	0.0	0	0	0	0	0	0	0	0	0	0	0	
<b>TOTALS</b>		<b>123</b>	<b>57</b>	<b>66</b>	<b>8</b>	<b>5.0</b>	<b>43.5</b>	<b>7</b>	<b>3</b>	<b>41</b>	<b>37</b>	<b>1</b>	<b>18</b>	<b>2</b>	<b>0</b>	<b>0</b>	<b>0</b>	<b>0</b>	

2012 (W/JACKSONVILLE)

DATE	OPP	TACKLES			TFL	SK	YDS	QB	INTERCEPTIONS					FUMBLES			ST TACKLES						
		T	S	A					NO	YDS	LG	TD	PD	FF	FR	YDS	T	S	A				
Sept. 9	@MIN																						
Sept. 16	HOU																						
Sept. 23	@IND																						
Sept. 30	CIN																						
Oct. 7	CHI																						
Oct. 21	@OAK																						
Oct. 28	@GB																						
Nov. 4	DET																						
Nov. 8	IND																						
Nov. 18	@HOU																						
Nov. 25	TEN																						
Dec. 2	@BUF																						
Dec. 9	NYJ																						
Dec. 16	@MIA																						
Dec. 23	NE	4	4	0	0	0.0	0.0	1	0	0	0	0	0	0	0	0	0	0	0	0	0	0	0
Dec. 30	@TEN	2	1	1	0	0.0	0.0	0	0	0	0	0	0	0	0	0	0	0	0	0	0	0	0
<b>TOTALS</b>		<b>6</b>	<b>5</b>	<b>1</b>	<b>0</b>	<b>0.0</b>	<b>0.0</b>	<b>1</b>	<b>0</b>	<b>0</b>	<b>0</b>	<b>0</b>	<b>0</b>	<b>0</b>	<b>0</b>	<b>0</b>	<b>0</b>	<b>0</b>	<b>0</b>	<b>0</b>	<b>0</b>	<b>0</b>	<b>0</b>

2011 (W/JACKSONVILLE)

DATE	OPP	TACKLES			TFL	SK	YDS	QB	INTERCEPTIONS					FUMBLES			ST TACKLES						
		T	S	A					NO	YDS	LG	TD	PD	FF	FR	YDS	T	S	A				
Sept. 11	TEN	4	3	1	0	0.0	0.0	0	0	0	0	0	1	0	0	0	0	0	0	0	0	0	0
Sept. 18	@NYJ	6	5	1	1	0.0	0.0	1	0	0	0	0	0	0	0	0	0	0	0	0	0	0	0
Sept. 25	@CAR	9	5	4	0	0.0	0.0	0	0	0	0	0	2	0	0	0	0	0	0	0	0	0	0
Oct. 2	NO	8	7	1	1	1.0	9.0	1	1	25	25	0	1	0	0	0	0	0	0	0	0	0	0
Oct. 9	CIN	9	7	2	1	0.0	0.0	0	0	0	0	0	1	0	0	0	0	0	0	0	0	0	0
Oct. 16	@PIT	8	5	3	0	0.0	0.0	0	0	0	0	0	0	0	0	0	0	0	0	0	0	0	0
Oct. 24	BAL	6	6	0	2	1.0	11.0	2	0	0	0	0	0	1	0	0	0	0	0	0	0	0	0
Oct. 30	@HOU	7	6	1	0	0.0	0.0	1	0	0	0	0	0	0	0	0	0	0	0	0	0	0	0
Nov. 13	@IND	10	5	5	1	0.5	5.5	1	0	0	0	0	1	0	0	0	0	0	0	0	0	0	0
Nov. 20	@CLE	8	5	3	0	0.0	0.0	0	0	0	0	0	0	0	0	0	0	0	0	0	0	0	0
Nov. 27	HOU	5	4	1	0	0.0	0.0	1	0	0	0	0	0	0	0	0	0	0	0	0	0	0	0
Dec. 5	SD	4	2	2	1	0.0	0.0	0	0	0	0	0	0	0	0	0	0	0	0	0	0	0	0
Dec. 11	TB	7	4	3	0	1.0	11.0	1	0	0	0	0	0	1	0	0	0	0	0	0	0	0	0
Dec. 15	@ATL	5	0	5	0	0.0	0.0	1	0	0	0	0	0	0	0	0	0	0	0	0	0	0	0
Dec. 24	@TEN	5	5	0	0	0.0	0.0	0	0	0	0	0	0	0	0	0	0	0	0	0	0	0	0
Jan. 1	IND	6	5	1	0	0.0	0.0	2	0	0	0	0	2	0	0	0	0	0	0	0	0	0	0
<b>TOTALS</b>		<b>107</b>	<b>74</b>	<b>33</b>	<b>7</b>	<b>3.5</b>	<b>36.5</b>	<b>11</b>	<b>1</b>	<b>25</b>	<b>25</b>	<b>0</b>	<b>8</b>	<b>2</b>	<b>0</b>	<b>0</b>	<b>0</b>	<b>0</b>	<b>0</b>	<b>0</b>	<b>0</b>	<b>0</b>	<b>0</b>

2010 (W/JACKSONVILLE)

DATE	OPP	TACKLES			TFL	SK	YDS	QB	INTERCEPTIONS					FUMBLES			ST TACKLES						
		T	S	A					NO	YDS	LG	TD	PD	FF	FR	YDS	T	S	A				
Sept. 12	DEN	7	5	2	0	0.0	0.0	2	1	8	8	0	1	1	0	0	0	0	0	0	0	0	0
Sept. 19	@SD	7	7	0	2	1.0	8.0	1	0	0	0	0	0	0	0	0	0	0	0	0	0	0	0
Sept. 26	PHI	4	4	0	0	0.0	0.0	0	0	0	0	0	0	0	0	0	0	0	0	0	0	0	0
Oct. 3	IND	5	5	0	0	0.0	0.0	0	0	0	0	0	0	0	0	0	0	0	0	0	0	0	0
Oct. 10	@BUF	4	3	1	1	0.0	0.0	0	0	0	0	0	0	0	0	0	0	0	0	0	0	0	0
Oct. 18	TEN	6	5	1	0	0.0	0.0	0	0	0	0	0	0	0	0	0	0	0	0	0	0	0	0
Oct. 24	@KC	7	4	3	0	0.0	0.0	1	0	0	0	0	0	0	0	0	0	0	0	0	0	0	0
Oct. 31	@DAL	7	4	3	1	0.0	0.0	0	0	0	0	0	0	0	0	0	0	0	0	0	0	0	0
Nov. 14	HOU	3	3	0	0	0.0	0.0	0	0	0	0	0	0	0	0	0	0	0	0	0	0	0	0
Nov. 21	CLE	7	5	2	1	1.5	11.0	2	0	0	0	0	0	0	0	0	0	0	0	0	0	0	0
Nov. 28	@NYG	4	1	3	0	0.0	0.0	0	0	0	0	0	0	0	0	0	0	0	0	0	0	0	0
Dec. 5	@TEN	5	2	3	0	0.0	0.0	1	0	0	0	0	1	0	0	0	0	0	0	0	0	0	0
Dec. 12	OAK	0	0	0	0	0.0	0.0	0	0	0	0	0	1	0	0	0	0	0	0	0	0	0	0
Dec. 19	@IND	15	13	2	2	1.0	8.0	1	0	0	0	0	1	0	0	0	0	0	0	0	0	0	0
Dec. 26	WAS	9	9	0	1	0.0	0.0	1	0	0	0	0	1	0	0	0	0	0	0	0	0	0	0
Jan. 2	@HOU	7	5	2	1	0.0	0.0	0	0	0	0	0	0	0	0	0	0	0	0	0	0	0	0
<b>TOTALS</b>		<b>97</b>	<b>75</b>	<b>22</b>	<b>9</b>	<b>3.5</b>	<b>27.0</b>	<b>9</b>	<b>1</b>	<b>8</b>	<b>8</b>	<b>0</b>	<b>5</b>	<b>1</b>	<b>0</b>	<b>0</b>	<b>0</b>	<b>0</b>	<b>0</b>	<b>0</b>	<b>0</b>	<b>0</b>	<b>0</b>



## 2009 (W/JACKSONVILLE)

DATE	OPP	TACKLES						INTERCEPTIONS							FUMBLES			ST TACKLES		
		T	S	A	TFL	SK	YDS	QBP	NO	YDS	LG	TD	PD	FF	FR	YDS	T	S	A	
Sept. 13	@IND	11	8	3	0	0.0	0.0	0	0	0	0	0	0	0	0	0	0	0	0	
Sept. 20	ARI	6	6	0	0	0.0	0.0	0	0	0	0	0	0	1	0	0	0	0	0	
Sept. 27	@HOU	7	4	3	0	0.0	0.0	2	0	0	0	0	1	1	1	0	0	0	0	
Oct. 4	TEN	6	6	0	0	0.0	0.0	0	0	0	0	0	0	0	0	0	0	0	0	
Oct. 11	@SEA	6	6	0	0	0.0	0.0	0	0	0	0	0	0	1	0	0	0	0	0	
Oct. 18	STL	2	2	0	0	0.0	0.0	0	0	0	0	0	1	0	0	0	0	0	0	
Nov. 1	@TEN	9	8	1	1	0.0	0.0	0	0	0	0	0	0	0	0	0	0	0	0	
Nov. 8	KC	8	7	1	2	1.5	8.0	2	0	0	0	0	0	0	0	0	0	0	0	
Nov. 15	@NYJ	7	3	4	0	0.0	0.0	0	0	0	0	0	0	0	0	0	0	0	0	
Nov. 22	BUF	3	3	0	0	0.0	0.0	0	0	0	0	0	1	0	0	0	0	0	0	
Nov. 29	@SF	6	4	2	0	0.0	0.0	1	0	0	0	0	0	0	0	0	0	0	0	
Dec. 6	HOU	8	6	2	1	0.0	0.0	0	0	0	0	0	1	0	0	0	0	0	0	
Dec. 13	MIA	6	6	0	1	0.0	0.0	0	0	0	0	0	1	0	0	0	0	0	0	
Dec. 17	IND	1	1	0	0	0.0	0.0	0	1	10	10	0	1	0	0	0	0	0	0	
Dec. 27	@NE	10	6	4	0	0.0	0.0	0	0	0	0	0	0	1	0	0	0	0	0	
Jan. 3	@CLE	11	8	3	1	0.0	0.0	0	0	0	0	0	0	0	0	0	0	0	0	
TOTALS		107	84	23	6	1.5	8.0	5	1	10	10	0	6	3	2	0	0	0	0	

## 2008 (W/JACKSONVILLE)

DATE	OPP	TACKLES						INTERCEPTIONS							FUMBLES			ST TACKLES		
		T	S	A	TFL	SK	YDS	QBP	NO	YDS	LG	TD	PD	FF	FR	YDS	T	S	A	
Sept. 7	@TEN	4	3	1	0	0.0	0	1	0	0	0	0	0	0	0	0	0	0	0	
Sept. 14	BUF	2	2	0	0	0.0	0.0	0	0	0	0	0	0	0	0	0	0	0	0	
Sept. 21	@IND	4	4	0	1	1.0	5.0	1	0	0	0	0	0	0	0	0	0	0	0	
Sept. 28	HOU	7	7	0	0	0.0	0.0	0	0	0	0	0	1	1	0	0	0	0	0	
Oct. 5	PIT	4	4	0	1	0.0	0.0	0	0	0	0	0	0	0	0	0	0	0	0	
Oct. 12	@DEN	6	5	1	0	0.0	0.0	0	0	0	0	0	1	0	0	0	0	0	0	
Oct. 26	CLE	4	4	0	0	0.0	0.0	0	0	0	0	0	0	0	0	0	0	0	0	
Nov. 2	@CIN	3	1	2	0	0.0	0.0	0	0	0	0	0	0	0	0	0	0	0	0	
Nov. 9	@DET	7	5	2	2	1.5	11.0	2	0	0	0	0	1	0	0	0	0	0	0	
Nov. 16	TEN	5	4	1	0	0.0	0.0	0	0	0	0	0	0	0	0	0	0	0	0	
Nov. 23	MIN	7	5	2	0	0.0	0.0	0	0	0	0	0	0	0	0	0	0	0	0	
Dec. 1	@HOU	3	3	0	0	0.0	0.0	0	0	0	0	0	0	0	0	0	0	0	0	
Dec. 7	@CHI	8	8	0	1	0.0	0.0	0	0	0	0	0	0	0	0	0	0	0	0	
Dec. 14	GB	6	5	1	0	0.0	0.0	0	0	0	0	0	0	0	0	0	0	0	0	
Dec. 18	IND								Injured Reserve											
Dec. 28	@BAL								Injured Reserve											
TOTALS		70	60	10	5	2.5	16.0	4	0	0	0	0	3	1	0	0	0	0	0	

## 2007 (W/JACKSONVILLE)

DATE	OPP	TACKLES						INTERCEPTIONS							FUMBLES			ST TACKLES		
		T	S	A	TFL	SK	YDS	QBP	NO	YDS	LG	TD	PD	FF	FR	YDS	T	S	A	
Sept. 9	TEN	7	7	0	0	0.0	0.0	0	0	0	0	0	0	0	0	0	0	0	0	
Sept. 16	ATL	4	3	1	0	0.0	0.0	0	0	0	0	0	0	0	0	0	0	0	0	
Sept. 23	@DEN	4	4	0	0	0.0	0.0	0	0	0	0	0	0	0	0	0	0	0	0	
Oct. 7	@KC	4	3	1	0	0.0	0.0	0	0	0	0	0	2	0	0	0	0	0	0	
Oct. 14	HOU	2	2	0	0	0.0	0.0	0	0	0	0	0	0	1	77	0	0	0	0	
Oct. 22	IND	6	4	2	0	0.0	0.0	0	0	0	0	0	0	0	0	0	0	0	0	
Oct. 28	@TB	4	4	0	0	0.0	0.0	0	0	0	0	0	0	0	0	0	0	0	0	
Nov. 4	@NO	6	5	1	0	0.0	0.0	0	0	0	0	0	0	0	0	0	0	0	0	
Nov. 11	@TEN	5	2	3	0	0.0	0.0	0	0	0	0	0	0	0	0	0	0	0	0	
Nov. 18	SD	3	2	1	0	0.0	0.0	0	0	0	0	0	0	0	0	0	0	0	0	
Nov. 25	BUF	8	8	0	0	0.0	0.0	0	0	0	0	0	0	0	0	0	0	0	0	
Dec. 2	@IND	5	3	2	0	0.5	4.5	1	0	0	0	0	0	0	0	0	0	0	0	
Dec. 9	CAR	6	5	1	0	1.0	6.0	1	0	0	0	0	1	0	1	0	0	0	0	
Dec. 16	@PIT	3	1	2	0	0.0	0.0	0	0	0	0	0	1	0	0	0	0	0	0	
Dec. 23	OAK	4	1	3	0	0.0	0.0	1	0	0	0	0	0	0	0	0	0	0	0	
Dec. 30	@HOU								Inactive											
TOTALS		39	25	14	6	3.0	12.0	4	0	0	0	0	3	1	1	0	0	0	0	
PLAYOFFS																				
Jan. 5	@PIT	6	4	2	0	0	0	0	0	0	0	0	0	0	0	0	0	0	0	
Jan. 12	@NE	14	7	7	0	0	0	0	0	0	0	0	0	0	0	0	0	0	0	
TOTALS		20	11	9	0	0	0	0	0	0	0	0	0	0	0	0	0	0	0	

**2006 (W/JACKSONVILLE)**

DATE	OPP	TACKLES			TFL	SK	YDS	QBP	NO	INTERCEPTIONS				PD	FUMBLES			ST TACKLES				
		T	S	A						YDS	LG	TD	FF		FR	YDS	T	S	A			
Sept. 10	DAL	4	4	0	0	0.0	0.0	0	0	0	0	0	0	0	0	0	0	0	0	0	0	0
Sept. 18	PIT	5	4	1	0	0.0	0.0	0	0	0	0	0	0	0	0	0	0	0	0	0	0	0
Sept. 24	@IND	8	4	4	0	0.0	0.0	0	0	0	0	0	0	0	0	0	0	0	0	0	0	0
Oct. 1	@WAS	4	3	1	0	0.0	0.0	0	0	0	0	0	0	0	0	0	0	0	0	0	0	0
Oct. 8	NYJ	3	2	1	0	0.0	0.0	0	0	0	0	0	1	0	0	0	0	0	0	0	0	0
Oct. 22	@HOU	8	7	1	0	0.0	0.0	0	0	0	0	0	1	0	0	0	0	0	0	0	0	0
Oct. 29	@PHI	9	6	3	0	0.0	0.0	0	0	0	0	0	0	0	0	0	0	0	0	0	0	0
Nov. 5	TEN	3	3	0	0	0.0	0.0	0	0	0	0	0	0	0	0	0	0	0	0	0	0	0
Nov. 12	HOU	12	12	0	0	1.0	9.0	1	0	0	0	0	0	1	0	0	0	0	0	0	0	0
Nov. 20	NYG	5	5	0	0	0.0	0.0	0	0	0	0	0	1	0	0	0	0	0	0	0	0	0
Nov. 26	@BUF	5	3	2	0	0.0	0.0	0	0	0	0	0	1	0	0	0	0	0	0	0	0	0
Dec. 3	@MIA	4	2	2	0	0.0	0.0	1	0	0	0	0	0	0	0	0	0	0	0	0	0	0
Dec. 10	IND	8	7	1	0	1.0	3.0	1	0	0	0	0	1	0	0	0	0	0	0	0	0	0
Dec. 17	@TEN	3	3	0	0	0.0	0.0	0	0	0	0	0	0	0	0	0	0	0	0	0	0	0
Dec. 24	NE	3	3	0	0	0.0	0.0	0	0	0	0	0	0	0	0	0	0	0	0	0	0	0
Dec. 31	@KC	5	5	0	0	1.0	0.0	1	1	4	4	0	2	0	0	0	0	0	0	0	0	0
<b>TOTALS</b>		<b>89</b>	<b>73</b>	<b>16</b>	<b>0</b>	<b>3.0</b>	<b>12.0</b>	<b>4</b>	<b>1</b>	<b>4</b>	<b>4</b>	<b>0</b>	<b>7</b>	<b>1</b>	<b>0</b>	<b>0</b>	<b>0</b>	<b>0</b>	<b>0</b>	<b>0</b>	<b>0</b>	<b>0</b>

**2005 (W/JACKSONVILLE)**

DATE	OPP	TACKLES			TFL	SK	YDS	QH	NO	INTERCEPTIONS				PD	FUMBLES			ST TACKLES				
		T	S	A						YDS	LG	TD	FF		FR	YDS	T	S	A			
Sept. 11	Sea	5	4	1	0	0.0	0.0	0	1	0	0	0	1	0	0	0	0	0	0	0	0	0
Sept. 18	@IND	4	3	1	0	0.0	0.0	0	0	0	0	0	0	0	0	0	0	0	0	0	0	0
Sept. 25	@NYJ	7	3	4	0	0.0	0.0	0	0	0	0	0	0	0	0	0	0	0	0	0	0	0
Oct. 2	DEN	7	7	0	0	0.0	0.0	0	0	0	0	0	0	0	0	0	0	0	1	1	0	0
Oct. 9	CIN	5	5	0	0	1.0	0.0	0	0	0	0	0	0	1	0	0	0	0	0	0	0	0
Oct. 16	@PIT	6	5	1	0	0.0	0.0	0	0	0	0	0	0	0	0	0	0	0	0	0	0	0
Oct. 30	@STL	8	6	2	0	0.0	0.0	0	0	0	0	0	0	0	0	0	0	0	0	0	0	0
Nov. 6	JOU	4	3	1	0	1.0	6.0	0	0	0	0	0	0	0	0	0	0	0	0	0	0	0
Nov. 13	BAL	5	5	0	0	0.0	0.0	0	0	0	0	0	0	0	0	0	0	0	0	0	0	0
Nov. 20	@TEN	5	5	0	0	1.0	6.0	0	0	0	0	0	0	0	0	0	0	1	0	1	0	1
Nov. 27	@ARI	3	3	0	0	0.0	0.0	0	0	0	0	0	0	0	0	0	0	0	0	0	0	0
Dec. 4	@CLE	3	3	0	0	1.0	0.0	0	0	0	0	0	0	0	0	0	0	0	0	0	0	0
Dec. 11	IND	5	5	0	0	0.0	0.0	0	0	0	0	0	0	0	0	0	0	0	0	0	0	0
Dec. 18	SF	3	3	0	0	0.0	0.0	0	0	0	0	0	1	0	0	0	0	0	0	0	0	0
Dec. 24	@HOU	8	7	1	0	0.0	0.0	0	0	0	0	0	0	0	0	0	0	0	0	0	0	0
Jan. 1	TEN	2	2	0	0	0.0	0.0	0	0	0	0	0	0	0	0	0	0	0	0	0	0	0
<b>TOTALS</b>		<b>80</b>	<b>69</b>	<b>11</b>	<b>0</b>	<b>4.0</b>	<b>12.0</b>	<b>0</b>	<b>1</b>	<b>0</b>	<b>0</b>	<b>0</b>	<b>2</b>	<b>1</b>	<b>0</b>	<b>0</b>	<b>0</b>	<b>2</b>	<b>1</b>	<b>1</b>	<b>1</b>	<b>1</b>
<b>PLAYOFFS</b>																						
Jan. 7	@NE	7	7	0	0	1	1.0	0	0	0	0	0	0	0	0	0	0	0	0	0	0	0
<b>TOTALS</b>		<b>7</b>	<b>7</b>	<b>0</b>	<b>0</b>	<b>1</b>	<b>1.0</b>	<b>0</b>	<b>0</b>	<b>0</b>	<b>0</b>	<b>0</b>	<b>0</b>	<b>0</b>	<b>0</b>	<b>0</b>	<b>0</b>	<b>0</b>	<b>0</b>	<b>0</b>	<b>0</b>	<b>0</b>

**2004 (W/JACKSONVILLE)**

DATE	OPP	TACKLES			TFL	SK	YDS	QBP	NO	INTERCEPTIONS				PD	FUMBLES			ST TACKLES				
		T	S	A						YDS	LG	TD	FF		FR	YDS	T	S	A			
Sept. 12	@BUF	4	2	2	0	0.0	0.0	0	0	0	0	0	1	0	0	0	0	0	0	0	0	0
Sept. 19	DEN	5	5	0	0	0.0	0.0	0	0	0	0	0	0	0	0	0	0	0	0	0	0	0
Sept. 26	@TEN	5	5	0	0	0.0	0.0	0	0	0	0	0	0	0	0	0	0	0	0	0	0	0
Oct. 3	IND	0	0	0	0	0.0	0.0	0	1	0	0	0	1	0	0	0	0	0	0	0	0	0
Oct. 10	@SD	4	3	1	0	0.0	0.0	0	0	0	0	0	0	0	0	0	0	0	0	0	0	0
Oct. 17	KC	6	6	0	0	0.0	0.0	0	0	0	0	0	0	0	0	0	0	0	0	0	0	0
Oct. 24	@IND	2	2	0	0	0.0	0.0	0	0	0	0	0	0	0	0	0	0	0	0	0	0	0
Oct. 31	@HOU	2	1	1	0	0.0	0.0	0	0	0	0	0	0	0	0	0	0	0	1	0	1	1
Nov. 14	DET								Inactive													
Nov. 21	TEN	0	0	0	0	0.0	0.0	0	0	0	0	0	0	0	0	0	0	0	0	0	0	0
Nov. 28	@MIN	2	0	2	0	0.0	0.0	0	0	0	0	0	0	0	0	0	0	0	0	0	0	0
Dec. 5	PIT	1	1	0	0	0.0	0.0	0	0	0	0	0	0	0	0	0	0	0	0	0	0	0
Dec. 12	CHI	5	4	1	0	1.0	4.0	0	0	0	0	0	0	0	0	0	0	1	1	0	1	0
Dec. 19	@GB	3	3	0	0	1.0	8.0	0	0	0	0	0	0	1	0	0	0	1	1	0	1	0
Dec. 26	HOU	2	2	0	0	0.0	0.0	0	0	0	0	0	0	0	0	0	0	0	1	1	0	1
Jan. 12	@OAK	7	7	0	0	0.0	0.0	0	0	0	0	0	2	0	0	0	0	0	0	0	0	0
<b>TOTALS</b>		<b>48</b>	<b>41</b>	<b>7</b>	<b>0</b>	<b>2.0</b>	<b>12.0</b>	<b>0</b>	<b>1</b>	<b>0</b>	<b>0</b>	<b>0</b>	<b>4</b>	<b>0</b>	<b>1</b>	<b>0</b>	<b>0</b>	<b>4</b>	<b>3</b>	<b>1</b>	<b>1</b>	<b>1</b>

**DONOVAN SMITH****TACKLE****HT: 6-6 WT: 338****DOB: 6/23/93****NFL: 2ND YEAR****ACQ: D2A-'15****COLLEGE: PENN STATE****ACQUIRED BY BUCS:**

- x Selected in the second round (34th overall) of the 2015 NFL Draft by the Buccaneers.

**AWARDS & ACCOLADES:**

- x 2015 PFWA All-Rookie Team Selection.

**CAREER HIGHLIGHTS:**

- x Made NFL and Buccaneers debut in a start in the 2015 season opener vs. Tennessee (9/13/2015) and proceeded to start each of the remaining 15 games on the year, all at left tackle.
- x In 2015, helped block for an offense that finished the season ranked fifth in the league in total offense (375.9 ypg) and fifth in rushing (134.9 ypg), while tying for the league lead in rushing average (4.8).
- x Part of a 2015 unit that helped the offense to a franchise-record 6,014 net yards on the year, while also recording 2,162 rushing yards for the second-most in a single season in team history.
- x In 2015, the Tampa Bay offensive line allowed only 27 sacks over the season, the third-fewest since 1983 when sacks became an official statistic.

**2015 HIGHLIGHTS:**

- x Started all 16 games at left tackle.
- x In 2015, helped block for an offense that finished the season ranked fifth in the league in total offense (375.9 ypg) and fifth in rushing (134.9 ypg), while tying for the league lead in rushing average (4.8).
- x Part of a unit that helped the offense to a franchise-record 6,014 net yards on the year, while also recording 2,162 rushing yards for the second-most in a single season in team history.
- x Part of an offensive line that allowed only 27 sacks over the season, the third-fewest since 1983 when sacks became an official statistic.
- x Part of an offensive line that blocked for RB Doug Martin's 106 rushing yards vs. Carolina (10/4).
- x Against Jacksonville (10/4), was part of a unit that helped Martin rush 123 yards with two rushing touchdowns against the Jaguars' No. 4-ranked run defense.
- x At Washington (10/25), helped Martin to 136 yards rushing, marking him as only the third running back

in franchise history to post three or more consecutive games with at least 100 rushing yards.

- x The team's 190 rushing yards against Washington are the most this season and the most for the franchise since 2013 (205 at Seattle, 11/3/13).
- x Helped block for Tampa Bay's 117 rushing yards in an overtime win at Atlanta (11/1).
- x Against the New York Giants (11/8), helped the team to 136 rushing yards, marking the fifth consecutive game with at least 100 yards on the ground, the longest streak for the franchise since 2010 (seven games).
- x At Philadelphia (11/22), helped the team to a historic 283 rushing yards, the most in team history, including 235 rushing yards for running back Doug Martin, marking the second-most single-game rushing yards for a player in team history.
- x In the first half at Philadelphia (11/22), part of a unit that aided in a collection of 216 yards, the most by an NFL team in a first half since 2006 (Jacksonville, 251 vs. Indianapolis, 12/10/06).
- x At Indianapolis (11/29), helped the team to 132 rushing yards, 97 yards of which were gained by Martin, including a 56-yard rush against the Colts, Martin's third 50+-yard rush this season, tied for the most this season.
- x Against Atlanta (12/6), helped the team to 166 rushing yards and 388 yards from scrimmage, marking the team's fifth game this season with at least 375 yards, tied for second-most such games in a single season in team history.
- x Started vs. New Orleans (12/13).
- x Started at St. Louis (12/17), helping the team to 146 rushing yards and 509 yards of total offense, the fifth-most in a single game in franchise history and marking the team's sixth game this season with at least 375 yards, the second-most such games in a single season in team history.
- x Part of an offensive line that did not allow a sack at St. Louis (12/17).
- x Started vs. Chicago (12/27), where the offensive line helped the team to its sixth consecutive game with over 100 rushing yards, the longest stretch for the Buccaneers since 2010 (seven consecutive games).
- x Started at Carolina (1/3).

**COLLEGE:**

- x Started 31-of-32 career games played at Penn State (2011-14).
- x Played in the 2015 Senior Bowl.
- x Started 11 games in his redshirt junior season.
- x Named first-team preseason All-Big Ten by USA Today and Lindy's, while earning second-team preseason all-conference honors from Athlon Sports and Phil Steele.
- x Part of an offense that put together a school-record 454 passing yards against UCF.
- x As a redshirt sophomore (2013), started 11 games at left tackle.
- x Honorable mention All-Big Ten choice.
- x Helped Penn State gain at least 350 yards in every contest.
- x Blocked for Big Ten Freshman-of-the-Year, quarterback Christian Hackenberg, who set 12 school freshman records.
- x Saw his first collegiate action as a redshirt freshman (2012), starting 9-of-10 games at left tackle.
- x Helped block for a Penn State squad that led the Big Ten in total offense (437.0 yards per game) in conference play, while ranking second in scoring offense (32.6 points per game) and passing offense (283.1 yards per game) against Big Ten opponents.
- x Selected to ESPN.com Big Ten All-Freshman team.
- x Redshirted as a freshman in 2011.
- x Graduated with a degree in criminology.

**PERSONAL:**

- x Attended Owings Mills High School (Owings Mills, Baltimore).
- x Played in the 2011 U.S. Army All-American Bowl.
- x Rated a four-star recruit by 24/7sports.com.
- x Earned first-team all-state honors and Baltimore Sun first-team all-met selection.

- x Did not allow a sack as a junior or senior.
- x Son of Sharon Thomas.
- x Has three sisters, Danielle and Tamika Thomas and Ebony Smith, and one brother, Dwayne Thomas.
- x Born Donovan Cole Smith on June 23, 1993 in Hempstead, New York.

**COMMUNITY:**

- x In June 2016, participated in a surprise visit to the West Tampa Boys & Girls Club with WWE star Titus O'Neill and teammate Jameis Winston to share positive messages with the members and surprise kids with tickets to WWE Monday Night RAW.
- x In December 2015, visited patients battling injury and illness at All Children's Hospital in St. Petersburg.
- x In November 2015, congratulated students at Pinellas Park Middle School for winning the Fuel Up To Play 60 "Defend Your Turf Challenge" through a special assembly and P.E. class.
- x In October 2015, participated in games, arts and crafts, and activities with children at Metropolitan Ministries annual Fall Festival.
- x In September 2015, served lunch to more than 250 hungry and homeless men and women at Trinity Café.
- x In July 2015, went bowling with rookie or first-year firefighters and paramedics.
- x Had his head shaved by children battling cancer for the Buccaneers 2015 Cut for a Cure to raise funds and awareness for the Pediatric Cancer Foundation.
- x In May 2015, toured MacDill Air Force Base to greet military servicemen and servicewomen and learn about the important role that the base plays in the Tampa community.
- x In May 2015, visited wounded warriors recovering from injury and illness at James A. Haley Veterans' Hospital in Tampa.

**SMITH'S CAREER STATISTICS**

Games/Starts: TB: 2015: 16/16  
Career Totals: 16/16

**EVAN SMITH****CENTER****HT: 6-2 WT:308****DOB: 7/19/86****NFL: 7TH YEAR****ACQ: UFA (GB), 2014****COLLEGE: IDAHO STATE****ACQUIRED BY BUCS:**

- x Signed by the Tampa Bay Buccaneers on March 14, 2014, as an unrestricted free agent from Green Bay.

**ORIGINALLY ENTERED NFL:**

- x Originally entered the NFL as a college free agent with the Green Bay Packers on May 1, 2009.

**CAREER HIGHLIGHTS:**

- x Won Super Bowl XLV as a member of the Green Bay Packers.
- x Has played in 84 games with 45 starts in his career (2009-15), including starting 3-of-5 postseason games with Green Bay (2009-13). Was inactive for four postseason games in 2010 with Green Bay.
- x Only college free agent to make Green Bay's opening day roster in 2009.
- x Made first career start at New York Giants (12/4/11).
- x Made NFL debut at St. Louis (9/27/09).
- x Recorded first playoff start against Minnesota (1/5/13).
- x Made postseason debut at Arizona (1/10/10).

**2015 HIGHLIGHTS:**

- x Has appeared in eight games on the season, starting five.
- x Inactive for three games due to injury (at Houston, 9/27; vs. Carolina, 10/4; vs. Jacksonville, 10/11).
- x In 2015, helped protect for an offense that finished the season ranked fifth in the league in total offense (375.9 ypg) and fifth in rushing (134.9 ypg), while tying for the league lead in rushing average (4.8).
- x Part of a unit that helped the offense to a franchise-record 6,014 net yards on the year, while also recording 2,162 rushing yards for the second-most in a single season in team history.
- x Part of an offensive line that allowed only 27 sacks over the season, the third-fewest since 1983 when sacks became an official statistic.
- x Active, but did not play at Washington (10/25), at Atlanta (11/1), vs. Atlanta (12/6), vs. New Orleans (12/13) and vs. Chicago (12/27).

- x Against the New York Giants (11/8), saw 53 snaps at right guard, filling in for an injured Ali Marpet and helping the team to 136 rushing yards, marking the fifth consecutive game with at least 100 yards on the ground, the longest streak for the franchise since 2010 (seven games).
- x Against Dallas (11/15), started at right guard.
- x At Philadelphia (11/22), started at right guard and helped the team to a historic 283 rushing yards, the most in team history, including 235 rushing yards for running back Doug Martin, marking the second-most single-game rushing yards for a player in team history.
- x In the first half at Philadelphia (11/22), part of a unit that aided in a collection of 216 yards, the most by an NFL team in a first half since 2006 (Jacksonville, 251 vs. Indianapolis, 12/10/06).
- x At Indianapolis (11/29), helped the team to 132 rushing yards, 97 yards of which were gained by Martin, including a 56-yard rush against the Colts, Martin's third 50+-yard rush this season, tied for the most this season.

**COMMUNITY:**

- x Sponsors "Smith's Soldiers" Front Row Fans section to provide a special gameday experience to local military and those who would otherwise not have a chance to attend Buccaneers home games.
- x In November 2015, participated in a military appreciation lunch at MacDill Air Force Base with support from USAA.
- x Had his head shaved by children battling cancer for the Buccaneers 2015 Cut for a Cure to raise funds and awareness for the Pediatric Cancer Foundation.
- x Helped sponsor the 2014 and 2015 "Turkey Time with the O-Line," a Thanksgiving program carried out by the offensive line which annually provides 750 meals for local families in need.
- x On Veterans' Day 2014, greeted military service members at James A. Haley Veterans' Hospital.
- x In September 2014, interacted with military members stationed overseas through a Pro vs. GI Joe event at the Buccaneers-sponsored USO Welcome Center at Tampa International Airport.

- × Participated in the United Way's NFL Hometown Huddle Project in which he helped construct a new playground at Nicolet Elementary School in Green Bay, Wisconsin.
- × Spoke to over 700 K-8 students at Randall School in Burlington, Wisconsin on the importance of a healthy lifestyle and working hard in school.

### COLLEGE/PERSONAL:

- × Started 44 games, including the final 36 of his career at Idaho State (2005-2008) at various positions across the offensive line.
- × Inducted into the Idaho State Ring of Honor in 2015, the 18th Bengal to be honored and the first since 2009.
- × Earned honorable mention All-Big Sky Conference all four years at Idaho State.

- × As a senior, started all 12 games at left tackle and earned team MVP honors after helping the offense average 370.8 yards per game.
- × Attended Salinas High School (Salinas, California).
- × Played both offensive line and defensive line all four years.
- × Earned first-team all All-Tri-County on both sides of the line and won the team MVP honors his senior season.
- × Helped lead basketball team to a conference championship and an appearance in state semifinals as a senior.
- × Lettered all four years in football and basketball.
- × He and his wife, Misty, have a daughter named Jocelyn.
- × Born Evan Blake Dietrich-Smith on July 19, 1986 in Salinas, California.

## SMITH'S CAREER STATISTICS

**Games/Starts:** GB: 2009: 13/0 (P: 1/0); 2011: 16/3 (P:1/0); 2012: 16/6 (P: 2/2); 2013: 16/16 (P: 1/1); TB: 2014: 15/15; 2015: 9/5  
**Career Totals:** 85/45 (P: 5/3)

**Misc. Tackles:** 3 – 2 in 2014 (9/18/14 at Atlanta; 11/9/14 vs. Atlanta); 1 in 2012 (11/25/12 at N.Y. Giants)

**Fumbles-Lost:** 3-1 – 2-1 in 2014, 1-0 in 2009

**Kick Returns:** 1 for 5 yards, vs. Baltimore (12/7/09)

P=Playoffs

**JACQUIES SMITH**

**DEFENSIVE END**  
**HT: 6-2 WT:260**  
**DOB: 3/18/1990**  
**NFL: 3RD YEAR**  
**ACQ: W (BUF)-'14**  
**COLLEGE: MISSOURI**

**ACQUIRED BY BUCS:**

- × Claimed by Tampa Bay off waivers from the Buffalo Bills on September 10, 2014.

**ORIGINALLY ENTERED NFL:**

- × Originally entered the league as a college free agent with the Miami Dolphins on May 4 2012.

**CAREER HIGHLIGHTS:**

- × Has played in 27 games in two years with Tampa Bay (2014-15), starting 18, and registering 39 tackles, 13.5 sacks, four forced fumbles, four fumble recoveries (one for touchdown), and three passes defended.
- × Since recording the first sack of his career on 11/2/14, Smith's 13.5 sacks are tied for the 19th-most in the NFL.
- × In 21 games played since then, has four forced fumbles, tied for the 11th-most in the NFL over that span, and three fumble recoveries, tied for third-most.
- × Recorded first career touchdown on a fumble recovery that he returned three yards, vs. Jacksonville (10/11/15).
- × Recorded career highs with three sacks and two forced fumbles at New Orleans (9/20/15), becoming only the second Buccaneer to do so (also Lee Roy Selmon vs. New Orleans, 10/23/83).
- × Four sacks in Weeks 1-2 of 2015 were tied for the most ever by a Buccaneer in the season's first two weeks.
- × Registered two sacks and first career forced fumble in win at Washington (11/16/14).
- × Made first career start vs. Atlanta (11/9/14).
- × Made NFL debut with Buccaneers against St. Louis (9/14/14).
- × Spent 11 weeks on the Buffalo Bills practice squad in 2013 and the 2014 offseason.
- × Finished December of 2012 on the New York Jets practice squad.
- × Played with the Hamilton Tiger Cats of the Canadian Football League during the 2012 season.

**2015 HIGHLIGHTS:**

- × Played in 12 games, starting 11, and ranked second on the team with seven sacks.
- × Tied for team lead and ranked tied for 11th in the NFL with three forced fumbles.
- × Led team and ranked tied for third in the NFL with three defensive fumble recoveries, including one returned for touchdown.
- × Added 22 tackles and one pass defended.
- × One of three NFL players with 7+ sacks and a touchdown (Justin Houston, Robert Mathis).
- × His four sacks in season's first two weeks were tied for the most ever by a Buccaneer.
- × Started season opener vs. Tennessee (9/13), recording two tackles and one sack.
- × Registered three sacks and two forced fumbles in win at New Orleans (9/20), becoming the first player in Buccaneers history to reach that feat.
- × Registered five tackles, including one for loss, at Houston (9/27).
- × Logged three tackles, including one for loss, vs. Carolina (10/4).
- × Recorded first career touchdown on a fumble recovery that he returned three yards, vs. Jacksonville (10/11).
- × Recorded a sack/forced fumble, which was recovered by teammate Howard Jones and returned 43 yards for a touchdown.
- × Posted one quarterback hit and one fumble recovery before leaving with an ankle injury in game at Atlanta (11/1).
- × Inactive vs. New York Giants (11/8) and vs. Dallas (11/15) with an ankle injury.
- × Returned to starting role in win at Philadelphia (11/22) and recorded a sack and one fumble recovery.
- × Registered one quarterback hit and one pass defended before leaving game with a hamstring injury in start at Indianapolis (11/29).
- × Inactive vs. Atlanta (12/6) and vs. New Orleans (12/13) with a hamstring injury.
- × Recorded three tackles and a sack in his return to action at St. Louis (12/17).
- × Started vs. Chicago (12/27) and recorded one tackle.

- x Played in a reserve role and posted one tackle at Carolina (1/3).

### COLLEGE:

- x Started 32-of-53 games he played in four-years (2008-11) at University of Missouri, recording 159 tackles, 26 tackles for loss, 13.0 sacks and one interception returned for a touchdown.
- x Started all 11 games as a senior (2011) recording 39 tackles, nine tackles for loss and 5.0 sacks.
- x Was named second team All-Big 12 following his junior season (2010) after starting all 13 games and recording 35 tackles, 10 tackles for loss and 5.5 sacks. Also recovered a fumble and returned it 53 yards for a touchdown.
- x As a sophomore (2009), played in 13 games with five starts, tallying 39 tackles, four tackles for

loss, 1.5 sacks and one interception, returned for a touchdown. He also caught one pass for 24 yards and a touchdown.

- x Played in 14 games with one start as a freshman (2008), finishing with 46 tackles three tackles for loss and one sack.

### PERSONAL/COMMUNITY

- x Attended South Oak Cliff High School (Dallas, Texas).
- x Lettered in football, basketball and track and field.
- x Parents are Jimmy and Opal Smith.
- x Born Jacquies Doyle Smith on March 18, 1990, in Dallas, Texas.
- x Along with the defensive line, purchased toys and hosted a surprise shopping spree for underprivileged families in the "D-Line Does Christmas" event in December 2014 and 2015..

## SMITH'S CAREER STATISTICS

YEAR	TEAM	TACKLES						INTERCEPTIONS					FUMBLES			ST TACKLES			
		GP	GS	TOT	SOLO	ASST	SK	YDS	NO	YDS	LG	TD	PD	FF	FR	YDS	T	S	A
2014	Tampa Bay	15	7	17	13	4	6.5	25.0	0	0	0	0	2	1	1	0	0	0	0
2015	Tampa Bay	12	12	22	15	7	7.0	53.5	0	0	0	0	1	3	3	22	0	0	0
NFL Totals		27	19	39	28	11	13.5	78.5	0	0	0	0	3	4	4	22	0	0	0

## SMITH'S GAME-BY-GAME STATISTICS

DATE	OPP	TACKLES						INTERCEPTIONS					FUMBLES			ST TACKLES			
		T	S	A	TFL	SK	YDS	QH	NO	YDS	LG	TD	PD	FF	FR	YDS	T	S	A
Sept. 13	TEN	2	2	0	1	1.0	13.0	0	0	0	0	0	0	0	0	0	0	0	0
Sept. 20	@NO	3	3	0	1	3.0	25.0	3	0	0	0	0	2	0	0	0	0	0	0
Sept. 27	@HOU	5	4	1	1	0.0	0.0	0	0	0	0	0	0	0	0	0	0	0	0
Oct. 4	CAR	2	1	1	1	0.0	0.0	2	0	0	0	0	0	0	0	0	0	0	0
Oct. 11	JAC	0	0	0	0	0.0	0.0	0	0	0	0	0	0	1	3	0	0	0	0
Oct. 25	@WAS	2	2	0	0	1.0	12.0	0	0	0	0	0	1	0	0	0	0	0	0
Nov. 1	@ATL	0	0	0	0	0.0	0.0	1	0	0	0	0	0	1	9	0	0	0	0
Nov. 8	NYG	Inactive																	
Nov. 15	DAL	Inactive																	
Nov. 22	@PHI	3	1	2	0	1.0	2.5	2	0	0	0	0	0	1	10	0	0	0	0
Nov. 29	@IND	0	0	0	0	0.0	0.0	1	0	0	0	0	1	0	0	0	0	0	0
Dec. 6	ATL	Inactive																	
Dec. 13	NO	Inactive																	
Dec. 17	@STL	3	2	1	1	1.0	1.0	1	0	0	0	0	0	0	0	0	0	0	0
Dec. 27	CHI	1	0	1	0	0.0	0.0	0	0	0	0	0	0	0	0	0	0	0	0
Jan. 3	@CAR	1	0	1	0	0.0	0.0	0	0	0	0	0	0	0	0	0	0	0	0
TOTALS		22	15	7	5	7.0	53.5	10	0	0	0	0	1	3	3	22	0	0	0



## 2014

DATE	OPP	TACKLES							INTERCEPTIONS					FUMBLES			ST TACKLES					
		T	S	A	TFL	SK	YDS	QH	NO	YDS	LG	TD	PD	FF	FR	YDS	T	S	A			
Sept. 7	CAR*								Inactive													
Sept. 14	STL	0	0	0	0	0.0	0.0	0	0	0	0	0	0	0	0	0	0	0	0	0		
Sept. 18	@ATL	0	0	0	0	0.0	0.0	0	0	0	0	0	0	0	0	0	0	0	0	0		
Sept. 28	@PIT	1	1	0	0	0.0	0.0	0	0	0	0	0	0	0	1	0	0	0	0	0		
Oct. 5	@NO	0	0	0	0	0.0	0.0	0	0	0	0	0	0	0	0	0	0	0	0	0		
Oct. 12	BAL	0	0	0	0	0.0	0.0	0	0	0	0	0	0	0	0	0	0	0	0	0		
Oct. 26	MIN	0	0	0	0	0.0	0.0	1	0	0	0	0	1	0	0	0	0	0	0	0		
Nov. 2	@CLE	1	1	0	1	1.0	7.0	1	0	0	0	0	0	0	0	0	0	0	0	0		
Nov. 9	ATL	2	1	1	0	0.0	0.0	1	0	0	0	0	0	0	0	0	0	0	0	0		
Nov. 16	@WAS	3	3	0	2	2.0	15.0	3	0	0	0	0	0	1	0	0	0	0	0	0		
Nov. 23	@CHI	2	2	0	1	1.0	1.0	1	0	0	0	0	1	0	0	0	0	0	0	0		
Nov. 30	CIN	0	0	0	0	0.0	0.0	1	0	0	0	0	0	0	0	0	0	0	0	0		
Dec. 7	@DET	4	3	1	0	2.0	0.0	3	0	0	0	0	0	0	0	0	0	0	0	0		
Dec. 14	@CAR	4	2	2	0	0.5	2.0	1	0	0	0	0	0	0	0	0	0	0	0	0		
Dec. 21	GB	0	0	0	0	0.0	0.0	0	0	0	0	0	0	0	0	0	0	0	0	0		
Dec. 28	NO	0	0	0	0	0.0	0.0	0	0	0	0	0	0	0	0	0	0	0	0	0		
<b>TOTALS</b>		<b>17</b>	<b>13</b>	<b>4</b>	<b>4</b>	<b>6.5</b>	<b>25.0</b>	<b>12</b>	<b>0</b>	<b>0</b>	<b>0</b>	<b>0</b>	<b>2</b>	<b>1</b>	<b>1</b>	<b>0</b>	<b>0</b>	<b>0</b>	<b>0</b>	<b>0</b>		

\*Games played with Buffalo

# 29

**RYAN SMITH**  
**DEFENSIVE BACK**  
**HT: 6-0 WT: 190**  
**DOB: 9/7/1993**  
**NFL: ROOKIE**  
**ACQ: D4-'16**  
**COLLEGE: NORTH CAROLINA CENTRAL**



**ACQUIRED BY BUCS:**

- x Selected in the fourth round (108th overall) of the 2016 NFL Draft by the Buccaneers.

**COLLEGE:**

- x Attended North Carolina Central (2011-15), finishing his career starting 42-of-45 games, with 263 tackles, seven tackles for loss, 31 passes defended, eight fumble recoveries, seven interceptions, one forced fumble and one blocked kick. Also returned 14 kickoffs for 394 yards, with one touchdown.
- x Set a school record for solo tackles (168) and kickoff return yard average (28.1).
- x Voted second-team All-Mid-Eastern Athletic Conference (MEAC) as both a defensive back and a kick returner, after recording 52 tackles, 1.5 tackles for loss, 11 passes defended and two interceptions, to go along with 14 kickoff returns for 394 yards with one touchdown.
- x His 11 passes defended were third in the MEAC, while his 28.1 yards per kick return led the conference and ranked 10th in the FCS.
- x As a redshirt junior (2014), started all 12 games, registering 58 tackles, 1.5 tackles for loss, seven passes defended and one fumble recovery.

- x Started all 12 games as a redshirt sophomore (2013), tallying 88 tackles, 1.5 tackles for loss, five passes defended, three fumble recoveries, two interceptions, one forced fumble and one blocked kick.
- x Selected to the College Sports Journal FCS Freshman All-America team, following his redshirt freshman season (2012), when he notched 65 tackles, 2.5 tackles for loss, eight passes defended, four fumble recoveries and three interceptions.
- x Led the MEAC and tied for second among FCS leaders with four fumble recoveries.
- x Named MEAC Defensive Player of the Week after recording six tackles, three passes defended and an interception in a win at Savannah State (9/22/12).
- x Chosen as the MEAC Rookie of the Week after posting seven tackles, one interception and one fumble recovery in a win against Hampton (10/18/12).
- x Redshirted in 2011.
- x Graduated with a degree in criminal justice.

**PERSONAL:**

- x Attended Dr. Henry A. Wise, Jr. High School (Upper Marlboro, Maryland).
- x Selected first-team County 4A All-League and Maryland Big School All-State Honorable Mention.
- x Son of Damon and Traci Richardson.
- x Younger brother Tre was a teammate at NCCU.
- x Born Ryan Smith on September 7, 1993 in Augsburg, Germany.

**COMMUNITY:**

- x In June 2016, hosted a Play 60 event for children from the Jackson Heights NFL Y.E.T. Center.
- x In June 2016, toured MacDill Air Force Base to greet military servicemen and servicewomen and learn about the important role that the base plays in the Tampa community and beyond.
- x In May 2016, went bowling with rookie or first-year firefighters and paramedics from the City of Tampa.

**ACQUIRED BY BUCS:**

- x Selected in the fourth round (100th overall) of the 2013 NFL Draft by the Buccaneers.

**CAREER HIGHLIGHTS:**

- x Has played in 40 games, with 26 starts, since being drafted in 2013.
- x For his career, owns 77 tackles, including seven for loss, five sacks, and three fumble recoveries.
- x Registered first career sack when he brought down Tom Brady at New England (9/22/13).
- x Started in NFL debut, at New York Jets (9/8/13).

**2015 HIGHLIGHTS:**

- x Made season debut at Washington (10/25), recording a quarterback hit.
- x Started first game of the season in an overtime win at Atlanta (11/1), tallying two tackles and one quarterback hit.
- x Started vs. New York Giants (11/8) and posted three tackles.
- x Posted two tackles in start vs. Dallas (11/15). Anchored defensive line that limited Cowboys to 42 rushing yards on 21 carries (2.0 avg.).
- x Started in win at Philadelphia (11/22) and recorded one tackle.
- x Collected three tackles, one sack and two quarterback hits in start at Indianapolis (11/29). Anchored rush

defense that limited Colts to 27 yards on 26 carries (1.0 avg.).

- x Started in win vs. Atlanta (12/6), helping limit the Falcons to 64 rushing yards on 18 carries (3.6 avg.).
- x Registered one quarterback hit and helped limit New Orleans (12/13) to 87 rushing yards on 35 carries (2.5 avg.).
- x Inactive at St. Louis (12/17).

**COLLEGE:**

- x Started all 38 games he played in at Illinois, totaling 186 tackles, 17.5 tackles for loss, 3.5 sacks, two forced fumbles, two fumble recoveries and 26 quarterback pressures.
- x Entered the NFL Draft after his junior season
- x Posted career bests in tackles (72) and tackles for loss (7.0) as a junior.
- x Earned second-team All-Big Ten honors from Phil Steele in 2012.
- x A member of the Lombardi Award and Outland Trophy watch lists as a junior.
- x A first-team All-Big Ten selection by The NFL Draft Report following his sophomore season.
- x Was named a Freshman All-American by College Football News, the FWAA, Phil Steele and Rivals.com
- x Majored in communications.

**COMMUNITY:**

- x In November 2015, participated in a military appreciation lunch at MacDill Air Force Base with support from USAA.
- x Helped hand out candy to trick-or-treaters from Buccaneers Academy schools attending Lowry Park Zoo's ZooBoo KIDS Halloween event in October 2015.
- x Along with the defensive line, purchased toys and hosted a surprise shopping spree for underprivileged families in the "D-Line Does Christmas" event in December 2013 and 2014.
- x Paired up with United Way volunteers and students to install a "Learning Garden" at Edison Elementary in October 2013 and helped build an outdoor classroom at Sheehy Elementary in October 2014.
- x As part of the 2013 Buccaneers Rookie Club, took part in a variety of community service events, including: visiting patients at St. Joseph's Children's Hospital in Tampa; hosting an ice cream social for military veterans at James Haley VA Hospital; participating in a teambuilding scavenger hunt with the Boys & Girls Clubs of Tampa at Busch Gardens; hosting a bowling outing with Big Brothers/Big Sisters of Tampa Bay; challenging youths from the Central City YMCA in games at a local arcade; visiting local servicemen and servicewomen at MacDill Air Force Base; hosting a "Salute to Service" Barbecue with USAA at U.S.

Coast Guard Sector St. Petersburg; greeting veterans at Bay Pines VA Hospital; visiting young patients over the holidays at All Children's Hospital; and singing Christmas carols to residents at Westminster Palms Retirement Home.

**PERSONAL:**

- x Attended Fort Walton Beach High School (Fort Walton, Florida).
- x Selected to play in the Florida All-Star Game following his senior season.
- x Ranked as the 34th best defensive tackle in the country, according to ESPN.
- x Earned Class 4A All-District II accolades in 2008, helping lead his team to a 10-2 record and a division championship, recording 80 tackles and five sacks.
- x Earned All-District II honors in 2007, totaling 67 tackles with 2.0 sacks.
- x 2009 Florida High School Athletics Association Boys Weightlifting Champion, Heavyweight division.
- x Also lettered in track, performing in the discus and shot put.
- x Son of Karen and Floyd Spence.
- x Born Akeem Spence on November 29, 1991, in Fort Walton, Florida.

**SPENCE'S CAREER STATISTICS**

YEAR	TEAM	GP	GS	TACKLES				YDS	INTERCEPTIONS				FUMBLES				
				TOT	SOLO	ASST	SK		NO	YDS	LG	TD	PD	FF	FR	YDS	
2013	Tampa Bay	16	14	29	19	10	1.0	6.0	0	0	0	0	0	0	0	1	0
2014	Tampa Bay	16	5	37	27	10	3.0	15.5	0	0	0	0	0	0	0	2	0
2015	Tampa Bay	8	7	11	8	3	1.0	1.0	0	0	0	0	0	0	0	0	0
<b>NFL Totals</b>		<b>40</b>	<b>26</b>	<b>77</b>	<b>54</b>	<b>23</b>	<b>5.0</b>	<b>22.5</b>	<b>0</b>	<b>0</b>	<b>32</b>	<b>0</b>	<b>0</b>	<b>0</b>	<b>0</b>	<b>3</b>	<b>0</b>

## SPENCE'S GAME-BY-GAME STATISTICS

## 2015

DATE	OPP	TACKLES							INTERCEPTIONS					FUMBLES			ST TACKLES		
		T	S	A	TFL	SK	YDS	QH	NO	YDS	LG	TD	PD	FF	FR	YDS	T	S	A
Sept. 13	TEN								PUP										
Sept. 20	@NO								PUP										
Sept. 27	@HOU								PUP										
Oct. 4	CAR								PUP										
Oct. 11	JAC								PUP										
Oct. 25	@WAS	0	0	0	0	0.0	0.0	1	0	0	0	0	0	0	0	0	0	0	0
Nov. 1	@ATL	2	1	1	0	0.0	0.0	0	0	0	0	0	0	0	0	0	0	0	0
Nov. 8	NYG	3	2	1	0	0.0	0.0	0	0	0	0	0	0	0	0	0	0	0	0
Nov. 15	DAL	2	1	1	0	0.0	0.0	0	0	0	0	0	0	0	0	0	0	0	0
Nov. 22	@PHI	1	1	0	0	0.0	0.0	0	0	0	0	0	0	0	0	0	0	0	0
Nov. 29	@IND	3	3	0	1	1.0	1.0	1	0	0	0	0	0	0	0	0	0	0	0
Dec. 6	ATL	0	0	0	0	0.0	0.0	0	0	0	0	0	0	0	0	0	0	0	0
Dec. 13	NO	0	0	0	0	0.0	0.0	1	0	0	0	0	0	0	0	0	0	0	0
Dec. 17	@STL								Inactive										
Dec. 27	CHI								Injured Reserve										
Jan. 3	@CAR								Injured Reserve										
TOTALS		11	8	3	1	1.0	1.0	3	0	0	0	0	0	0	0	0	0	0	0

## 2014

DATE	OPP	TACKLES							INTERCEPTIONS					FUMBLES			ST TACKLES		
		T	S	A	TFL	SK	YDS	QH	NO	YDS	LG	TD	PD	FF	FR	YDS	T	S	A
Sept. 7	CAR	3	3	0	0	0.0	0.0	0	0	0	0	0	0	0	0	0	0	0	0
Sept. 14	STL	2	2	0	0	0.0	0.0	0	0	0	0	0	0	0	0	0	0	0	0
Sept. 18	@ATL	3	1	2	0	0.5	3.0	1	0	0	0	0	0	0	0	0	0	0	0
Sept. 28	@PIT	0	0	0	0	0.0	0.0	0	0	0	0	0	0	0	0	0	0	0	0
Oct. 5	@NO	2	2	0	0	0.0	0.0	0	0	0	0	0	0	0	0	0	0	0	0
Oct. 12	BAL	0	0	0	0	0.0	0.0	0	0	0	0	0	0	0	0	0	0	0	0
Oct. 26	MIN	2	2	0	0	0.0	0.0	0	0	0	0	0	0	0	0	0	0	0	0
Nov. 2	@CLE	4	3	1	2	1.0	6.0	1	0	0	0	0	0	0	0	0	0	0	0
Nov. 9	ATL	1	0	1	0	0.0	0.0	1	0	0	0	0	0	0	0	0	0	0	0
Nov. 16	@WAS	1	1	0	0	0.0	0.0	0	0	0	0	0	0	0	1	0	0	0	0
Nov. 23	@CHI	1	1	0	0	0.0	0.0	0	0	0	0	0	0	0	0	0	0	0	0
Nov. 30	CIN	6	3	3	1	0.5	1.5	1	0	0	0	0	0	0	0	0	0	0	0
Dec. 7	@DET	4	3	1	0	0.0	0.0	0	0	0	0	0	0	0	0	0	0	0	0
Dec. 14	@CAR	3	2	1	0	0.0	0.0	1	0	0	0	0	0	0	1	0	0	0	0
Dec. 21	GB	3	3	0	0	0.0	0.0	1	0	0	0	0	0	0	0	0	0	0	0
Dec. 28	NO	3	2	1	1	1.0	5.0	1	0	0	0	0	0	0	0	0	0	0	0
TOTALS		37	27	10	4	3.0	15.5	7	0	0	0	0	0	0	2	0	0	0	0

## 2013

DATE	OPP	TACKLES							INTERCEPTIONS					FUMBLES			ST TACKLES		
		T	S	A	TFL	SK	YDS	QH	NO	YDS	LG	TD	PD	FF	FR	YDS	T	S	A
Sept. 8	@NYJ	2	2	0	0	0.0	0.0	0	0	0	0	0	0	0	1	0	0	0	0
Sept. 15	NO	1	1	0	0	0.0	0.0	0	0	0	0	0	0	0	0	0	0	0	0
Sept. 22	@NE	4	3	1	1	1.0	6.0	1	0	0	0	0	0	0	0	0	0	0	0
Sept. 29	ARI	2	1	1	0	0.0	0.0	0	0	0	0	0	0	0	0	0	0	0	0
Oct. 13	PHI	0	0	0	0	0.0	0.0	0	0	0	0	0	0	0	0	0	0	0	0
Oct. 20	@ATL	2	2	0	0	0.0	0.0	0	0	0	0	0	0	0	0	0	0	0	0
Oct. 24	CAR	0	0	0	0	0.0	0.0	0	0	0	0	0	0	0	0	0	0	0	0
Nov. 3	@SEA	2	1	1	1	0.0	0.0	0	0	0	0	0	0	0	0	0	0	0	0
Nov. 11	MIA	1	1	0	0	0.0	0.0	0	0	0	0	0	0	0	0	0	0	0	0
Nov. 17	ATL	2	1	1	0	0.0	0.0	0	0	0	0	0	0	0	0	0	0	0	0
Nov. 24	@DET	3	1	2	0	0.0	0.0	0	0	0	0	0	0	0	0	0	0	0	0
Dec. 1	@CAR	1	0	1	0	0.0	0.0	0	0	0	0	0	0	0	0	0	0	0	0
Dec. 8	BUF	2	0	2	0	0.0	0.0	0	0	0	0	0	0	0	0	0	0	0	0
Dec. 15	SF	3	3	0	0	0.0	0.0	0	0	0	0	0	0	0	0	0	0	0	0
Dec. 22	@STL	3	3	0	0	0.0	0.0	0	0	0	0	0	0	0	0	0	0	0	0
Dec. 29	@NO	1	0	1	0	0.0	0.0	0	0	0	0	0	0	0	0	0	0	0	0
TOTALS		29	19	10	2	1.0	6.0	1	0	0	0	0	0	0	1	0	0	0	0

**NOAH SPENCE****DEFENSIVE END****HT: 6-2 WT: 251****DOB: 1/8/1994****NFL: ROOKIE****ACQ: D2A-'16****COLLEGE: EASTERN KENTUCKY****ACQUIRED BY BUCS:**

- x Selected in the second round (39th overall) of the 2016 NFL Draft by the Buccaneers.

**COLLEGE:**

- x Played his redshirt junior campaign at Eastern Kentucky (2015), totaling 63 tackles, 22.5 tackles for loss, 11.5 sacks, three forced fumbles and two fumble recoveries.
- x Named FCS All-American by the Associated Press, STATS, Walter Camp Foundation and College Sporting News.
- x Chosen as the FCS National Defensive Performer of the Year by the College Football Performance Awards.
- x Ranked fourth in the FCS in tackles for loss (2.0 per game) and fifth in sacks (1.05 per game).
- x His 11.5 sacks are the fourth-most in a single season in Eastern Kentucky history.
- x Redshirted in 2014 after transferring from Ohio State, where he spent two seasons (2012-13), playing in 24 games, with 13 starts, 64 tackles, 15.5 tackles for loss, 9.0 sacks and one forced fumble.
- x Started all 13 games as a sophomore (2013), recording 52 tackles, 14.5 tackles for loss, 8.0 sacks and one forced fumble.
- x Earned first-team All-Big Ten Conference honors from the league media and second-team honors from the league's coaches after ranking second in the league in sacks (8.0) and sixth in tackles for loss (14.5).
- x As a true freshman (2012), played in 11 games, tallying 12 tackles and one sack.

**PERSONAL:**

- x Attended Bishop McDevitt High School (Harrisburg, Pennsylvania).
- x Played in the Under Armour All-American game, setting a record with 3.0 sacks.
- x Chosen as a Parade Magazine All-American, a five-start prospect, the No. 2 defensive end prospect in the country and a Top 5 prospect nationally by ESPN and MaxPreps.
- x The No. 1 player in the state of Pennsylvania and the state's two-time big school defensive player of the year, along with the 2011 Pennsylvania Gatorade Player of the Year, an award recognizing high standards of academic achievement and exemplary character, in addition to athletics.
- x Named the Maxwell Football Club's national high school player of the year in 2011.
- x Son of Helen and Greg Spence, who have four biological children and five adopted sons.
- x His siblings include Ray, Rod, Greg, Malcolm, Alonzo, Alex, Tariq and Marcus.
- x His father played football at North Carolina State and one of his uncle's was a member of the school's 1974 national championship basketball team.
- x Born Noah Spence on January 8, 1994.

**COMMUNITY:**

- x In June 2016, hosted a Play 60 event for children from the Jackson Heights NFL Y.E.T. Center.
- x In June 2016, toured MacDill Air Force Base to greet military servicemen and servicewomen and learn about the important role that the base plays in the Tampa community and beyond.
- x In May 2016, went bowling with rookie or first-year firefighters and paramedics from the City of Tampa.



### ACQUIRED BY BUCS:

- × Signed to Tampa Bay's practice squad on September 22, 2015. Promoted to the active roster on December 22, 2015.

### ORIGINALLY ENTERED NFL:

- × Originally entered the NFL as a sixth-round pick (187th overall) of the Washington Redskins in the 2015 NFL Draft.

### 2015 HIGHLIGHTS:

- × Made NFL debut at Carolina (1/3/16).
- × Inactive one game on the season.

### COLLEGE/PERSONAL:

- × Played in 51 career games at Ohio State (2011-14), catching 52 passes for 579 yards and seven touchdowns. Also threw a 13-yard touchdown pass in a Sugar Bowl national semifinal win against Alabama.
- × Part of the Buckeyes team that won the 2014 College Football Playoff National Championship.
- × In his senior season (2014), caught 15 passes for 149 yards and three touchdowns in 15 games.
- × Played in 14 games as a junior (2013), with 12 starts, totaling 22 catches for 216 yards and three touchdowns.
- × As a sophomore (2012), played in 12 games, catching 12 passes for 216 yards and three touchdowns.
- × Caught three passes for 78 yards and one touchdown in 10 games as a true freshman (2011).

- × Attended Vernon Hills High School (Vernon Hills, Illinois).
- × Named All-Illinois as a senior, after scoring 19 touchdowns and helping his team to a state quarterfinals appearance.
- × Scored 14 touchdowns as a junior.
- × Son of Gilda and Tim Spencer. Tim is the third-leading rushing in Ohio State history and is currently an assistant coach for the Buccaneers.
- × Brother, Cole, is an area scout for the Redskins.
- × Born Evan Spencer on May 26, 1993.

### COMMUNITY:

- × In December 2015, visited patients battling injury and illness at All Children's Hospital in St. Petersburg.
- × In November 2015, congratulated students at Pinellas Park Middle School for winning the Fuel Up To Play 60 "Defend Your Turf Challenge" through a special assembly and P.E. class.
- × In October 2015, participated in games, arts and crafts, and activities with children at Metropolitan Ministries annual Fall Festival.



### ACQUIRED BY BUCS:

- x Selected in the fourth round (104th overall) of the 2011 NFL Draft by the Buccaneers.

### CAREER HIGHLIGHTS:

- x Recorded his first career touchdown at Dallas (9/23/12).
- x Made his first career start in his NFL debut vs. Detroit (9/11/11) in the 2011 season opener.

### 2015 HIGHLIGHTS:

- x Appeared in 14 games on the season, starting 13.
- x Started the season opener vs. Tennessee (9/13) and in Week 2 at New Orleans (9/20).
- x Inactive for two games on the season (vs. Carolina, 10/4; vs. Jacksonville, 10/11).
- x Started at Washington (10/25), tied a career-high in receptions, catching three passes for 22 yards.
- x Started at Atlanta (11/1), vs. New York Giants (11/8), vs. Dallas (11/15), at Philadelphia (11/22), at Indianapolis (11/29), vs. Atlanta (12/6) and vs. New Orleans (12/13).
- x Started at St. Louis (12/17), catching three passes for 29 yards and one touchdown.
- x Recovered a key fumble near the goal line at St. Louis (12/17), keeping the Buccaneers offense on the field and proceeded to catch the three-yard scoring reception on the next play.
- x Started vs. Chicago (12/27), catching one pass for seven yards.
- x Started at Carolina (1/3), recording one catch for three yards.

### COLLEGE:

- x Third-highest selected Tennessee tight end in NFL Draft history (Jason Witten, 69th, 2003; Brad Cottom, 76th, 2008) and first tight end drafted by the Buccaneers since 2006.
- x 12th player from the University of Tennessee to be selected by the Buccaneers.
- x Started in 38-of-52 games played, including his last 38 games during his Tennessee career (2007-10).

- x Set a Tennessee record for position players by competing in all 52 games of his collegiate career.
- x Recorded 85 receptions for 956 yards and eight touchdowns.
- x Named team captain as a senior.
- x Finished senior season with Tennessee collecting 39 receptions for 417 yards to rank third on team in both categories, while adding two touchdowns.
- x One of 10 players to start every 2010 game for Tennessee and only Volunteer with reception in every game, including 11 contests with multiple catches.
- x Named 2010 Mackey Award Semifinalist (nation's top tight end), All-SEC second-team by Phil Steele and was selected to the 2011 Senior Bowl.
- x Shared Tennessee's 2010 Fourth Quarter Award presented to players who compete with intangible values that provide foundation of UT Football Program: attitude, discipline, toughness, effort and team.
- x As a junior, recorded 29 catches for 389 yards and finished second on the team with five touchdowns.
- x Graduated with a degree in sport management and had begun work on second degree in recreation and leisure studies.

### COMMUNITY:

- x Joined Buccaneers teammates and more than 100 UnitedHealthcare employees to pack food boxes at Feeding America Tampa Bay in September 2011.
- x Helped teach football drills and spoke on the importance of living a healthy lifestyle to South London school students in October 2011.
- x Greeted fans at the International Series Fan Rally event at Trafalgar Square, London in October 2011.
- x Distributed candy, signed autographs and played games with over 700 underprivileged children at Lowry Park Zoo for the team's annual Halloween Celebration in October 2011.
- x Visited patients at All Children's Hospital and sang Christmas carols to residents of Westminster Palms Retirement Home in December 2011.

**PERSONAL:**

- × Attended Madison Southern High School (Berea, Kentucky), where he was an honor student and three-year starter for head coach Doug Carter.
- × Rated a three-star prospect by Rivals.com, who listed him as the nation's 33rd-best tight end and the seventh-best recruit from the state of Kentucky. Also received a three-star rating by Scout.com, as that recruiting service ranked him as the 34th-best tight end in the country.
- × Named two-time All-Conference and Class 3A All-District VII, 2006 Class of the Commonwealth and 2005 All-State.
- × Played in Kentucky-Tennessee All-Star Game.
- × As a senior, caught 36 passes for 560 yards and five touchdowns on offense and also made 48 tackles on defensive line, including 21 tackles for loss and 14 sacks.
- × Also a standout basketball player, averaging 17 points as junior forward, making All-District and All-Region.
- × Academic All-State in football and basketball.
- × Married to the former Diane Karst, with a son, Liam.
- × Born Lucas Aaron Stocker on July 17, 1988 in Berea, Kentucky.

**STOCKER'S CAREER STATISTICS**

YEAR	TEAM	GP	GS	RECEIVING				LG	TD
				NO	YDS	AVG	LG		
2011	Tampa Bay	14	9	12	92	7.7	24	0	
2012	Tampa Bay	16	11	16	165	10.3	33	1	
2013	Tampa Bay	2	2	0	0	-	-	0	
2014	Tampa Bay	13	7	7	41	5.9	11	0	
2015	Tampa Bay	14	14	9	61	6.8	14	1	
<b>NFL Totals</b>		<b>59</b>	<b>43</b>	<b>44</b>	<b>359</b>	<b>8.2</b>	<b>33</b>	<b>2</b>	

**ADDITIONAL STATS**

**Misc. Tackles:** 6 – 1 in 2015, 3 in 2014, 1 in 2011, 1 in 2012

**Special Teams Tackles:** 2 – 1 in 2011, 1 in 2014

**Forced Fumbles:** 1 – 1 in 2014.

**STOCKER'S GAME-BY-GAME STATISTICS**

2015 DATE	OPP	NO	YDS	RECEIVING			ATT	YDS	RUSHING			TD
				AVG	LG	TD			AVG	LG	TD	
Sept. 13	TEN	0	0	-	-	0	0	0	-	-	0	
Sept. 20	@NO	0	0	-	-	0	0	0	-	-	0	
Sept. 27	@HOU	0	0	-	-	0	0	0	-	-	0	
Oct. 4	CAR					Inactive						
Oct. 11	JAC					Inactive						
Oct. 25	@WAS	3	22	7.3	11	0	0	0	-	-	0	
Nov. 1	@ATL	0	0	-	-	0	0	0	-	-	0	
Nov. 8	NYG	0	0	-	-	0	0	0	-	-	0	
Nov. 15	DAL	0	0	-	-	0	0	0	-	-	0	
Nov. 22	@PHI	0	0	-	-	0	0	0	-	-	0	
Nov. 29	@IND	0	0	-	-	0	0	0	-	-	0	
Dec. 6	ATL	1	4	4.0	4	0	0	0	-	-	0	
Dec. 13	NO	0	0	-	-	0	0	0	-	-	0	
Dec. 17	@STL	3	25	8.3	14	1	0	0	-	-	0	
Dec. 27	CHI	1	7	7.0	7	0	0	0	-	-	0	
Jan. 3	@CAR	1	3	3.0	3	0	0	0	-	-	0	
<b>TOTALS</b>		<b>9</b>	<b>61</b>	<b>6.8</b>	<b>14</b>	<b>1</b>	<b>0</b>	<b>0</b>	<b>-</b>	<b>-</b>	<b>0</b>	



## 2014


DATE	OPP	NO	YDS	RECEIVING			ATT	YDS	RUSHING			TD
				AVG	LG	TD			AVG	LG	TD	
Sept. 7	CAR	1	8	8.0	8	0	0	0	-	-	0	0
Sept. 14	STL	0	0	-	-	0	0	0	-	-	0	0
Sept. 21	@ATL	2	15	7.5	11	0	0	0	-	-	0	0
Sept. 28	@PIT	0	0	-	-	0	0	0	-	-	0	0
Oct. 5	@NO	0	0	-	-	0	0	0	-	-	0	0
Oct. 19	BAL	0	0	-	-	0	0	0	-	-	0	0
Oct. 27	MIN	0	0	-	-	0	0	0	-	-	0	0
Nov. 2	@CLE	0	0	-	-	0	0	0	-	-	0	0
Nov. 9	ATL				Inactive							
Nov. 16	@WAS				Inactive							
Nov. 23	@CHI	1	6	6.0	6	0	0	0	-	-	0	0
Nov. 27	CIN				Inactive							
Dec. 7	@DET	1	4	4.0	4	0	0	0	-	-	0	0
Dec. 14	@CAR	0	0	-	-	0	0	0	-	-	0	0
Dec. 21	GB	2	8	4.0	8	0	0	0	-	-	0	0
Dec. 28	NO	0	0	-	-	0	0	0	-	-	0	0
<b>TOTALS</b>		<b>7</b>	<b>41</b>	<b>5.9</b>	<b>11</b>	<b>0</b>	<b>0</b>	<b>0</b>	<b>-</b>	<b>-</b>	<b>0</b>	<b>0</b>

## 2012

DATE	OPP	NO	YDS	RECEIVING			ATT	YDS	RUSHING			TD
				AVG	LG	TD			AVG	LG	TD	
Sept. 9	CAR	0	0	-	-	0	0	0	-	-	0	0
Sept. 16	@NYG	0	0	-	-	0	0	0	-	-	0	0
Sept. 23	@DAL	1	1	1.0	1	1	0	0	-	-	0	0
Sept. 30	WAS	1	5	5.0	5	0	0	0	-	-	0	0
Oct. 14	KC	0	0	-	-	0	0	0	-	-	0	0
Oct. 21	NO	1	33	33.0	33	0	0	0	-	-	0	0
Oct. 25	@MIN	0	0	-	-	0	0	0	-	-	0	0
Nov. 4	@OAK	1	2	2.0	2	0	0	0	-	-	0	0
Nov. 11	SD	1	11	11.0	11	0	0	0	-	-	0	0
Nov. 18	@CAR	0	0	-	-	0	0	0	-	-	0	0
Nov. 25	ATL	1	5	5.0	5	0	0	0	-	-	0	0
Dec. 2	@DEN	2	19	9.5	11	0	0	0	-	-	0	0
Dec. 9	PHI	0	0	-	-	0	0	0	-	-	0	0
Dec. 16	@NO	3	23	7.7	15	0	0	0	-	-	0	0
Dec. 23	STL	2	16	8.0	10	0	0	0	-	-	0	0
Dec. 30	@ATL	3	50	16.7	26	0	0	0	-	-	0	0
<b>TOTALS</b>		<b>16</b>	<b>165</b>	<b>10.3</b>	<b>33</b>	<b>1</b>	<b>0</b>	<b>0</b>	<b>-</b>	<b>-</b>	<b>0</b>	<b>0</b>

## 2011

DATE	OPP	NO	YDS	RECEIVING			ATT	YDS	RUSHING			TD
				AVG	LG	TD			AVG	LG	TD	
Sept. 11	DET	0	0	-	-	0	0	0	-	-	0	0
Sept. 18	@MIN	1	17	17.0	17	0	0	0	-	-	0	0
Sept. 25	ATL	2	33	16.5	24	0	0	0	-	-	0	0
Oct. 3	IND	2	9	4.5	5	0	0	0	-	-	0	0
Oct. 9	@SF				Inactive							
Oct. 16	NO				Inactive							
Oct. 23	CHI	2	14	7.0	10	0	0	0	-	-	0	0
Nov. 6	@NO	0	0	-	-	0	0	0	-	-	0	0
Nov. 13	HOU	0	0	-	-	0	0	0	-	-	0	0
Nov. 20	@GB	1	1	1.0	1	0	0	0	-	-	0	0
Nov. 27	@TEN	0	0	-	-	0	0	0	-	-	0	0
Dec. 4	CAR	0	0	-	-	0	0	0	-	-	0	0
Dec. 11	@JAC	0	0	-	-	0	0	0	-	-	0	0
Dec. 17	DAL	1	4	4.0	4	0	0	0	-	-	0	0
Dec. 24	@CAR	3	14	4.7	9	0	0	0	-	-	0	0
Jan. 1	@ATL	0	0	-	-	0	0	0	-	-	0	0
<b>TOTALS</b>		<b>12</b>	<b>92</b>	<b>7.7</b>	<b>24</b>	<b>0</b>	<b>0</b>	<b>0</b>	<b>-</b>	<b>-</b>	<b>0</b>	<b>0</b>

**J.R. SWEEZY****GUARD****HT: 6-5 WT: 300****DOB: 4/8/89****NFL: 5TH YEAR****ACQ: UFA (SEA), 2016****COLLEGE: NORTH CAROLINA STATE****ACQUIRED BY BUCS:**

- × Signed by Tampa Bay on March 10, 2016 as an unrestricted free agent from Seattle.

**ORIGINALLY ENTERED NFL:**

- × Originally entered the NFL as a seventh-round pick, (225th overall) of the Seattle Seahawks in the 2012 NFL Draft.

**CAREER HIGHLIGHTS:**

- × Has started 49-of-59 career regular-season games played, including each of the past 46 that he has appeared in.
- × Started all 10 postseason contests he appeared in with Seattle (2012-15), helping the team win consecutive NFC Championships (2013-14) and earn a victory in Super Bowl XLVIII.
- × In his three seasons as a starter (2013-15), Sweezy was part of an offensive line that helped block for the Seahawks' league-leading 150.7 rushing yards per game and 4.71 yards per rush over that span. The team had 48 games with at least 100 rushing yards in three seasons, the most in the NFL.
- × Made postseason debut starting in a win at Washington (1/6/13).
- × Started in his NFL debut, at Arizona (9/9/15).

**2015 HIGHLIGHTS:**

- × Spent the season with the Seattle Seahawks.
- × Started all 15 regular season games he played in.
- × Started both postseason contests.
- × Part of an offensive line that helped blocked for the league's third-ranked rushing attack (141.8 yards per game) and 15 total games of over 100 rushing yards, the second-most in the league.

- × Helped block for 100-yard rushing games by three different running backs (4 from Thomas Rawls, 1 from Christine Michal and 1 from Marshawn Lynch).
- × At Cincinnati (10/11), helped Rawls rush for 169 yards, then the second-most by a rookie in Seahawks history and most by any player since Shaun Alexander rushed for 201 in 2006.
- × Part of an offensive line that did not allow a sack at Dallas (11/1) and at Baltimore (12/13).
- × Helped the team record season highs in total yards (508) and rushing yards (255), with Rawls establishing a franchise rookie record and the second-highest single-game mark in team history.

**COLLEGE/PERSONAL:**

- × Played in 35 games as a defensive lineman at North Carolina State (2007-11), with 20 starts, recording 86 tackles, 22 tackles for loss, 11.0 sacks, three passes defended, two forced fumbles and two fumble recoveries.
- × Voted a team captain in his senior season (2011)
- × Named honorable mention All-ACC following his junior campaign (2010).
- × Redshirted as a true freshman.
- × Majored in sport management.
- × Attended Mooresville High School (Mooresville, North Carolina).
- × A PrepStar all-region selection who played linebacker and totaled over 300 tackles and 20 tackles for loss in his final two seasons.
- × Won the Class 3A heavyweight wrestling championship for the state of North Carolina.
- × Born Justin Ross Sweezy on April 8, 1989 in Mooresville, North Carolina.

**COMMUNITY:**

- × Is passionate about raising awareness and support in the fight against Alzheimer's disease.

**SWEEZY'S CAREER STATISTICS**

Games/Starts: SEA: 2012: 13/3 (P:2/2); 2013: 15/15 (P:3/3); 2014: 16/16 (P:3/3); 2015: 15/15 (P:2/2)

Career Totals: 59/49 (P: 10/10)

Miscellaneous Tackles: 3 – 2 in 2014 (1 in Postseason), 1 in 2013

**KEITH TANDY****DEFENSIVE BACK****HT: 5-10 WT: 205****DOB: 2/12/89****NFL: 5TH YEAR****ACQ: D6, 2012****COLLEGE: WEST VIRGINIA****ACQUIRED BY BUCS:**

- x Selected by Tampa Bay in the sixth round (174th overall) of the 2012 NFL Draft.

**CAREER HIGHLIGHTS:**

- x Has played in 54 career games, with seven starts, registering 65 tackles, four interceptions, one forced fumble, one fumble recovery, one sack and five passes defended, as well as 13 special teams tackles.
- x Made NFL debut against Carolina (9/9/12).
- x Recorded first career start vs. Carolina (10/24/13).
- x Tallied first career interception at Seattle (11/3/13).
- x Registered career-high 11 tackles and first career sack in start at Carolina (1/3/16).

**2015 HIGHLIGHTS:**

- x Played in a reserve role at safety in season opener vs. Tennessee (9/13). Also tied for team lead with 18 special teams snaps.
- x Recorded one tackle in 20 defensive snaps in win at New Orleans (9/20).
- x Posted one tackle on defense and one on special teams at Houston (9/27).
- x Registered two tackles vs. Carolina (10/4).
- x Recorded one special teams tackle in win vs. Jacksonville (10/11).
- x Inactive at Washington (10/25).
- x Played in a reserve role at safety and on special teams in win at Atlanta (11/1).
- x Posted career-high eight tackles vs. New York Giants (11/8).
- x Notched one special teams tackle in win vs. Dallas (11/15).
- x Registered one special teams tackle in win at Philadelphia (11/22).
- x Inactive at Indianapolis (11/29) with a concussion.
- x Recorded two tackles, including one for loss, in win vs. Atlanta (12/6).
- x Posted two tackles and a pass defended vs. New Orleans (12/13).

- x Notched one tackle in reserve role at St. Louis (12/17).
- x Made first start of season vs. Chicago (12/27) and logged a then-career-high 10 tackles, including one for loss.
- x Set career high with 11 tackles and recorded first career sack in start at Carolina (1/3).

**COLLEGE:**

- x A team captain that started in 40-of-45 career games (2008-11), including every game his sophomore, junior and senior seasons.
- x Recorded 188 tackles, 8.0 tackles for loss, 13 interceptions, 37 passes defended, one forced fumble and one fumble recovery.
- x Two-time first-team All-Big East selection.
- x Three-time Big East Academic All-Star.
- x As a senior, led the team and ranked third in the Big East with four interceptions.
- x Led the team and ranked second in the Big East in passes defended with 13.
- x Added 64 tackles and 2.0 tackles for loss.
- x As a junior, named second-team All-American by SI.com and third-team All-American by Rivals.com.
- x Tied for fifth nationally with 17 passes defended and 10th in the country with six interceptions, leading the Big East in both categories.
- x As a sophomore, tied for 10th in the Big East with three interceptions and 14th with seven passes defended.
- x Graduated in December 2011 with a bachelor's degree in forensic and investigative sciences.

**PERSONAL:**

- x Attended Christian County High School (Hopkinsville, Kentucky) where he played quarterback, throwing for 8,609 yards and 90 touchdowns, including a single-season school-record 32.
- x As a senior, also rushed for 1,007 yards and made four interceptions on defense.
- x Son of Joyce Jordan.
- x Born Keith Tandy on February 12, 1989 in Hopkinsville, Kentucky.

**COMMUNITY:**

- x One of the most active members in the community, regularly donating his and time and efforts to supporting causes throughout Tampa Bay.
- x Has helped dedicate Buccaneers Academy Fitness Zones at schools throughout the Tampa area, including Bevis Elementary, Davis Elementary, Mort Elementary, and Sheehy Elementary.
- x Is a team leader in promoting the PLAY 60 initiative at local schools, having visited many elementary and middle schools to encourage students to play outside for at least 60 minutes a day.
- x Is also a strong supporter of the military, having visited James A. Haley VA Hospital, MacDill Air Force Base, the USO Welcome Center at Tampa International Airport, and other military service organizations throughout the community.
- x Had his head shaved by children battling cancer for the Buccaneers Cut for a Cure in 2014 and 2015 to raise funds and awareness for the Pediatric Cancer Foundation.
- x In May 2015, visited Tampa Bay Buccaneers Field in Clearwater to present a \$10,000 PLAY 60 grant and lead children through football drills.
- x Helped distribute sports equipment to children in December 2013 as part of Replay Tampa Bay, a sports equipment drive in conjunction with the Tampa Bay Sports Commission and Elder Ford of Tampa to support local youth.
- x In September 2013, helped host a Futbol Americano Celebration at Webb Middle School in celebration of the NFL's Hispanic Heritage Month through football drills, salsa dancing, and Hispanic cultural music.
- x In October 2013, helped host the Buccaneers' Halloween Celebration for youths from the Boys & Girls Clubs of Tampa.
- x Visited four Bay Area elementary schools in 2013 to deliver eyeglasses and speak on the importance of education as part of the Glazer Family Foundation Vision Program.
- x Helped the U.S. Marine Corps Reserve sort donated toys to support the Toys for Tots program in December 2012.
- x Greeted children, signed autographs and handed out Buccaneers teddy bears to pediatric patients at Tampa General Hospital in October 2012 and Florida Hospital Tampa in November 2012.
- x Visited Crestwood Elementary in September 2012 to read to students and promote the importance of literacy during Hispanic Heritage Month.
- x Helped host an outing to a Tampa Bay Rays game for underprivileged students from Campbell Park Elementary in May 2012.
- x As a member of the Buccaneers Rookie Club in 2012, visited youth at All Children's Hospital in St. Petersburg and sang holiday carols to residents at Westminster Palms retirement home, visited MacDill Air Force Base to thank civilian workers and active duty military for their service, helped host a lunch for service members at Coast Guard Air Station Clearwater and visited veterans recovering from injury and illness at Bay Pines VA Hospital, hosted an educational scavenger hunt for children from the Boys & Girls Clubs of Tampa Bay at Busch Gardens Tampa, and greeted patients at St. Joseph's Children's Hospital in May 2012.

**TANDY'S CAREER STATISTICS**

YEAR	TEAM	GP	GS	TACKLES					INTERCEPTIONS					FUMBLES			ST TACKLES			
				TOT	SOLO	ASST	SK	YDS	NO	YDS	LG	TD	PD	FF	FR	YDS	T	S	A	
2012	Tampa Bay	9	0	0	0	0	0.0	0.0	0	0	0	0	0	0	0	0	0	3	3	0
2013	Tampa Bay	16	5	37	29	8	0.0	0.0	3	42	20	0	3	1	1	0	2	1	1	
2014	Tampa Bay	15	0	4	4	0	0.0	0.0	1	3	3	0	1	0	0	0	4	4	0	
2015	Tampa Bay	14	2	38	24	14	0.0	0.0	0	0	0	0	1	0	0	0	4	4	0	
NFL Totals		54	7	79	57	22	0.0	0.0	4	45	20	0	5	1	1	0	13	12	1	

**SINGLE-GAME HIGHS**

**Tackles:** 10, vs. Chicago, 12/27/15  
**Interceptions:** 1, four times, last vs. New Orleans, 12/28/14

# TANDY'S GAME-BY-GAME STATISTICS

ADMINISTRATION

PLAYERS

2015 REVIEW

HISTORY

RECORDS

SIDELINES

## 2015

DATE	OPP	TACKLES							INTERCEPTIONS					FUMBLES			ST TACKLES			
		T	S	A	TFL	SK	YDS	QH	NO	YDS	LG	TD	PD	FF	FR	YDS	T	S	A	
Sept. 13	TEN	0	0	0	0	0.0	0.0	0	0	0	0	0	0	0	0	0	0	0	0	0
Sept. 20	@NO	1	0	1	0	0.0	0.0	0	0	0	0	0	0	0	0	0	0	0	0	0
Sept. 27	@HOU	1	0	1	0	0.0	0.0	0	0	0	0	0	0	0	0	0	1	1	0	0
Oct. 4	CAR	2	2	0	0	0.0	0.0	0	0	0	0	0	0	0	0	0	0	0	0	0
Oct. 11	JAC	0	0	0	0	0.0	0.0	0	0	0	0	0	0	0	0	0	1	1	0	0
Oct. 25	@WAS	Inactive																		
Nov. 1	@ATL	0	0	0	0	0.0	0.0	0	0	0	0	0	0	0	0	0	0	0	0	0
Nov. 8	NYG	8	7	1	1	0.0	0.0	0	0	0	0	0	0	0	0	0	0	0	0	0
Nov. 15	DAL	0	0	0	0	0.0	0.0	0	0	0	0	0	0	0	0	0	1	1	0	0
Nov. 22	@PHI	0	0	0	0	0.0	0.0	0	0	0	0	0	0	0	0	0	1	1	0	0
Nov. 29	@IND	Inactive																		
Dec. 6	ATL	2	2	0	1	0.0	0.0	0	0	0	0	0	0	0	0	0	0	0	0	0
Dec. 13	NO	2	2	0	0.0	0.0	0	0	0	0	0	0	1	0	0	0	0	0	0	0
Dec. 17	@STL	1	1	0	0	0.0	0.0	0	0	0	0	0	0	0	0	0	0	0	0	0
Dec. 27	CHI	10	7	3	1	0.0	0.0	0	0	0	0	0	0	0	0	0	0	0	0	0
Jan. 3	@CAR	11	3	8	1	1.0	10.0	1	0	0	0	0	0	0	0	0	0	0	0	0
<b>TOTALS</b>		<b>38</b>	<b>24</b>	<b>14</b>	<b>4</b>	<b>1.0</b>	<b>10.0</b>	<b>1</b>	<b>0</b>	<b>0</b>	<b>0</b>	<b>0</b>	<b>1</b>	<b>0</b>	<b>0</b>	<b>0</b>	<b>4</b>	<b>4</b>	<b>0</b>	<b>0</b>

## 2014

DATE	OPP	TACKLES							INTERCEPTIONS					FUMBLES			ST TACKLES			
		T	S	A	TFL	SK	YDS	QH	NO	YDS	LG	TD	PD	FF	FR	YDS	T	S	A	
Sept. 7	CAR	0	0	0	0	0.0	0.0	0	0	0	0	0	0	0	0	0	0	0	0	0
Sept. 14	STL	0	0	0	0	0.0	0.0	0	0	0	0	0	0	0	0	0	0	0	0	0
Sept. 18	@ATL	0	0	0	0	0.0	0.0	0	0	0	0	0	0	0	0	0	0	0	0	0
Sept. 28	@PIT	0	0	0	0	0.0	0.0	0	0	0	0	0	0	0	0	0	0	0	0	0
Oct. 5	@NO	0	0	0	0	0.0	0.0	0	0	0	0	0	0	0	0	0	0	0	0	0
Oct. 12	BAL	1	1	0	0	0.0	0.0	0	0	0	0	0	0	0	0	0	0	0	0	0
Oct. 26	MIN	Inactive																		
Nov. 2	@CLE	0	0	0	0	0.0	0.0	0	0	0	0	0	0	0	0	0	1	1	0	0
Nov. 9	ATL	0	0	0	0	0.0	0.0	0	0	0	0	0	0	0	0	0	1	1	0	0
Nov. 16	@WAS	0	0	0	0	0.0	0.0	0	0	0	0	0	0	0	0	0	1	1	0	0
Nov. 23	@CHI	0	0	0	0	0.0	0.0	0	0	0	0	0	0	0	0	0	0	0	0	0
Nov. 30	CIN	0	0	0	0	0.0	0.0	0	0	0	0	0	0	0	0	0	1	1	0	0
Dec. 7	@DET	0	0	0	0	0.0	0.0	0	0	0	0	0	0	0	0	0	0	0	0	0
Dec. 14	@CAR	0	0	0	0	0.0	0.0	0	0	0	0	0	0	0	0	0	0	0	0	0
Dec. 21	GB	1	1	0	0	0.0	0.0	0	1	0	0	0	0	0	0	0	0	0	0	0
Dec. 28	NO	2	2	0	0	0.0	0.0	0	1	3	3	0	1	0	0	0	0	0	0	0
<b>TOTALS</b>		<b>4</b>	<b>4</b>	<b>0</b>	<b>0</b>	<b>0.0</b>	<b>0.0</b>	<b>0</b>	<b>1</b>	<b>3</b>	<b>3</b>	<b>0</b>	<b>1</b>	<b>0</b>	<b>0</b>	<b>0</b>	<b>4</b>	<b>4</b>	<b>0</b>	<b>0</b>

## 2013

DATE	OPP	TACKLES							INTERCEPTIONS					FUMBLES			ST TACKLES			
		T	S	A	TFL	SK	YDS	QH	NO	YDS	LG	TD	PD	FF	FR	YDS	T	S	A	
Sept. 8	@NYJ	0	0	0	0	0.0	0.0	0	0	0	0	0	0	0	0	0	0	0	0	0
Sept. 15	NO	1	0	1	0	0.0	0.0	0	0	0	0	0	0	0	0	0	0	0	0	0
Sept. 22	@NE	0	0	0	0	0.0	0.0	0	0	0	0	0	0	0	0	0	0	0	0	0
Sept. 29	ARI	1	1	0	0	0.0	0.0	0	0	0	0	0	0	0	0	0	0	0	0	0
Oct. 13	PHI	3	3	0	0	0.0	0.0	1	0	0	0	0	0	0	0	0	0	0	0	0
Oct. 20	@ATL	2	0	2	0	0.0	0.0	0	0	0	0	0	0	0	0	0	0	0	0	0
Oct. 24	CAR	4	4	0	0	0.0	0.0	0	0	0	0	0	0	0	0	0	0	0	0	0
Nov. 3	@SEA	5	2	3	0	0.0	0.0	0	1	6	0	0	1	0	0	0	0	0	0	0
Nov. 11	MIA	0	0	0	0	0.0	0.0	0	0	0	0	0	0	0	0	0	0	0	0	0
Nov. 17	ATL	2	2	0	0	0.0	0.0	0	0	0	0	0	0	0	0	0	0	0	0	0
Nov. 24	@DET	1	1	0	0	0.0	0.0	0	1	16	16	0	1	0	0	0	0	0	0	0
Dec. 1	@CAR	1	0	1	0	0.0	0.0	0	1	20	20	0	1	0	0	0	0	0	0	0
Dec. 8	BUF	0	0	0	0	0.0	0.0	0	0	0	0	0	0	0	0	0	1	0	1	0
Dec. 15	SF	4	4	0	0	0.0	0.0	0	0	0	0	0	0	1	0	0	1	1	0	0
Dec. 22	@STL	7	6	1	0	0.0	0.0	0	0	0	0	0	0	0	1	0	0	0	0	0
Dec. 29	@NO	6	6	0	0	0.0	0.0	0	0	0	0	0	0	0	0	0	0	0	0	0
<b>TOTALS</b>		<b>37</b>	<b>29</b>	<b>8</b>	<b>0</b>	<b>0.0</b>	<b>0.0</b>	<b>1</b>	<b>3</b>	<b>42</b>	<b>20</b>	<b>0</b>	<b>3</b>	<b>1</b>	<b>1</b>	<b>0</b>	<b>2</b>	<b>1</b>	<b>1</b>	<b>0</b>

2012

DATE	OPP	TACKLES							INTERCEPTIONS					FUMBLES			ST TACKLES		
		T	S	A	TFL	SK	YDS	QH	NO	YDS	LG	TD	PD	FF	FR	YDS	T	S	A
Sept. 9	CAR	0	0	0	0	0.0	0.0	0	0	0	0	0	0	0	0	0	1	1	0
Sept. 16	@NYG	0	0	0	0	0.0	0.0	0	0	0	0	0	0	0	0	0	0	0	
Sept. 23	@DAL								Inactive										
Sept. 30	WAS								Inactive										
Oct. 14	KC								Inactive										
Oct. 21	NO								Inactive										
Oct. 25	@MIN								Inactive										
Nov. 4	@OAK								Inactive										
Nov. 11	SD	0	0	0	0	0.0	0.0	0	0	0	0	0	0	0	0	0	0	0	
Nov. 18	@CAR								Inactive										
Nov. 25	ATL	0	0	0	0	0.0	0.0	0	0	0	0	0	0	0	0	1	1	0	
Dec. 2	@DEN	0	0	0	0	0.0	0.0	0	0	0	0	0	0	0	0	0	0	0	
Dec. 9	PHI	0	0	0	0	0.0	0.0	0	0	0	0	0	0	0	0	1	1	0	
Dec. 16	@NO	0	0	0	0	0.0	0.0	0	0	0	0	0	0	0	0	0	0	0	
Dec. 23	STL	0	0	0	0	0.0	0.0	0	0	0	0	0	0	0	0	0	0	0	
Dec. 30	@ATL	0	0	0	0	0.0	0.0	0	0	0	0	0	0	0	0	0	0	0	
<b>TOTALS</b>		<b>0</b>	<b>0</b>	<b>0</b>	<b>0</b>	<b>0.0</b>	<b>0.0</b>	<b>0.0</b>	<b>0</b>	<b>0</b>	<b>0</b>	<b>0</b>	<b>0</b>	<b>0</b>	<b>0</b>	<b>3</b>	<b>3</b>	<b>0</b>	

21

**ALTERRAUN VERNER**

**CORNERBACK**  
 HT: 5-10 WT: 186  
 DOB: 12/13/88  
 NFL: 7TH YEAR  
 ACQ: UFA (TEN), 2014  
 COLLEGE: UCLA



**ACQUIRED BY BUCS:**

- × Signed by Tampa Bay on March 12, 2014, as an unrestricted free agent from Tennessee.

**ORIGINALLY ENTERED NFL:**

- × Originally entered the NFL as a fourth-round pick, (104th overall) of the Tennessee Titans in the 2010 NFL Draft.

**AWARDS & ACCOLADES:**

- × 2013 Pro Bowl Selection.
- × 2013 AP All-Pro Second Team Selection.
- × AFC Defensive Player of the Week (Week 4, 2013)

**CAREER HIGHLIGHTS:**

- × Has started 67-of-94 career games, recording 402 tackles, including 19 for loss, 64 passes defended, 14 interceptions, five fumble recoveries and five forced fumbles.

- × Since 2012, has the 19th-most passes defended in the NFL with 44, and the 24th-most interceptions with 10.
- × His 13.5 run stuffs since 2010 are the most among NFL cornerbacks.
- × Named to 2013 Pro Bowl.
- × Earned second-team Associated Press All-Pro Honors in 2013.
- × Won AFC Defensive Player of the Week honors in Week 4 of 2013, recording three takeaways in a win over the New York Jets.
- × Has one career multi-interception game, vs. New York Jets (9/29/13).
- × Recorded first career interception at Dallas (10/10/10).
- × Made first career start vs. Denver (10/3/10), recording 10 tackles and three passes defended.
- × Made NFL debut vs. Oakland (9/12/10).

**2015 HIGHLIGHTS:**

- x Played in all 16 games, making six starts, and recording 53 tackles, a half-sack, one interception, four passes defended and one forced fumble.
- x Started in season opener vs. Tennessee (9/13) and recorded four tackles.
- x Recorded three tackles and helped limit Saints to 219 net passing yards in win at New Orleans (9/20).
- x Recorded one tackle and one pass defended on defense and added one tackle on special teams at Houston (9/27).
- x Played in a reserve role vs. Carolina (10/4).
- x Posted five tackles and his first career half-sack vs. Jacksonville (10/11).
- x Started at nickel cornerback at Washington (10/25), recording one tackle and one quarterback hit.
- x Logged five tackles on defense and one on special teams and one pass defended in win at Atlanta (11/1).
- x Registered eight tackles and an interception vs. New York Giants (11/8).
- x Started at nickel cornerback in win vs. Dallas (11/15). Collected three tackles in helping limit the Cowboys' offense to 214 total yards.
- x Recorded two tackles in win at Philadelphia (11/22).
- x Posted one tackle at Indianapolis (11/29).
- x Notched five tackles and a pass defended in win vs. Atlanta (12/6).
- x Logged four tackles vs. New Orleans (12/13).
- x Started at nickel cornerback and recorded five tackles vs. Chicago (12/27).
- x Started at nickel cornerback and registered three tackles and a forced fumble at Carolina (1/3).

**COMMUNITY:**

- x Along with Lavonte David, has served as the team's United Way spokesperson, promoting volunteerism and service in the community.
- x Hosts school supply and book drives to support underprivileged students in the community.
- x Works with the Dairy Council of Florida to encourage healthy eating in students.
- x In March 2014, attended the Buccaneers' Uniform Showcase at Raymond James Stadium as part of the team's new uniform reveal to the public.
- x Hosts annual youth football camps in Lakewood, California.
- x Donated books to encourage students to read at Napier Elementary School in Nashville, Tennessee.
- x Held an essay contest in 2012 for kids in kindergarten through high school in which the winners received various autographed items.

**COLLEGE/PERSONAL:**

- x Started 35-of-50 games at UCLA (2006-09), recording 272 tackles, 13 interceptions, 11 tackles for loss and three forced fumbles.
- x Holds the school career-record with four interceptions returned for touchdowns.
- x Ranks seventh in UCLA history with 12 interceptions.
- x As a senior, started all 12 games, recording 65 tackles and five interceptions, the second-most in the Pac-10.
- x Earned third-team All-American honors from the Associated Press and The NFL Draft Report, while adding All-Pac-10 first-team and Academic All-Pac-10 second-team honors.
- x A semifinalist for the Thorpe Award, a quarterfinalist for the Lott Trophy and a member of the watch lists for the Bednarik and Nagurski Awards.
- x In 2008, started all 12 games, tallying 73 tackles, 2.5 tackles for loss, two interceptions, one forced fumble and a Pac-10-best 18 passes defended.
- x Led the nation in passes defended as a junior, averaging 1.67 per game.
- x Named second-team All-Pac-10 and first-team Academic All-Pac-10.
- x As a sophomore, started 10-of-13 games, registering 75 tackles, four interceptions, three tackles for loss, one forced fumble and a team-leading 15 passes defended.
- x Earned first-team Academic All-Pac-10 honors and Pac-10 honorable mention honors.
- x In 2006, played in 13 games, totaling 59 tackles, six passes defended, 1.5 tackles for loss, a forced fumble and a fumble recovery.
- x Became only the sixth player, and first freshman, in school history to record two interceptions for touchdowns in the same season.
- x Named Freshman All-American by CollegeFootballNews.com and Scripps/FWAA (first-team), as well as The Sporting News, Scout.com and Rivals.com (second-team).
- x Earned Pac-10 co-Freshman of the Year honors from the league's coaches.
- x Graduated with a degree in mathematics/applied sciences from UCLA in 2011.
- x Attended Mayfair High School (Lakewood, California).
- x During his senior season, caught 50 passes for 907 yards and 13 touchdowns on offense, while adding 56 tackles, with four interceptions on defense.
- x Was an All-CIF SS Division VI first-team choice on offense as a junior, hauling in 32 passes for 705 yards and 11 touchdowns.
- x Earned Academic All-Suburban League honors as a sophomore.
- x Lettered four times in track and field, winning league titles in high jump, 4x100m relay and 4x400m relay.

- × Was a four-time Honor Roll student, graduating with a 4.17 grade point average.
- × He and his wife, Sina'e are parents to Ano'a and Avai' Verner.

- × Born Alterraun Ennis Verner on December 13, 1988 in Orange, California.

## VERNER'S CAREER STATISTICS

YEAR	TEAM	TACKLES						INTERCEPTIONS				FUMBLES			ST TACKLES				
		GP	GS	TOT	SOLO	ASST	SK	YDS	NO	YDS	LG	TD	PD	FF	FR	YDS	T	S	A
2010	Tennessee	16	12	85	69	16	0.0	0	3	41	19	0	11	1	2	0	7	6	1
2011	Tennessee	16	3	43	37	6	0.0	0	1	4	4	0	8	0	0	0	1	0	1
2012	Tennessee	16	16	64	47	17	0.0	0	2	11	11	0	9	1	1	72	5	5	0
2013	Tennessee	16	16	49	41	8	0.0	0	5	68	34	1	22	0	2	9	0	0	0
2014	Tampa Bay	14	14	76	58	18	0.0	0.0	2	26	26	0	9	2	0	0	0	0	0
2015	Tampa Bay	16	6	53	42	11	0.5	3.0	1	16	16	0	4	1	0	0	3	3	0
NFL Totals		94	67	370	294	76	0.5	3.0	14	166	34	1	63	5	5	81	16	14	2

### SINGLE-GAME HIGHS

**Tackles:** 12, vs. Indianapolis, 12/9/10 (w/Tennessee)  
**Interceptions:** 2 vs. N.Y. Jets, 9/29/13 (w/Tennessee)  
**Passes Defended:** 3, four times, last at New Orleans, 10/5/14  
**Forced Fumbles:** 1, five times, last at Carolina, 1/3/16  
**Fumble Recoveries:** 1, five times, last vs. N.Y. Jets, 9/29/13 (w/Tennessee)  
**Touchdowns:** 1, at Houston, 9/15/13 (INT-TD, w/Tennessee)

## VERNER'S GAME-BY-GAME STATISTICS

**2015**

DATE	OPP	TACKLES						INTERCEPTIONS				FUMBLES			ST TACKLES				
		T	S	A	TFL	SK	YDS	QH	NO	YDS	LG	TD	PD	FF	FR	YDS	T	S	A
Sept. 13	TEN	4	4	0	0	0.0	0.0	0	0	0	0	0	0	0	0	0	0	0	0
Sept. 20	@NO	3	3	0	0	0.0	0.0	0	0	0	0	0	0	0	0	0	0	0	0
Sept. 27	@HOU	1	1	0	0	0.0	0.0	0	0	0	0	0	1	0	0	0	1	1	0
Oct. 4	CAR	0	0	0	0	0.0	0.0	0	0	0	0	0	0	0	0	0	0	0	0
Oct. 11	JAC	5	4	1	0	0.5	3.0	1	0	0	0	0	0	0	0	0	0	0	0
Oct. 25	@WAS	4	1	3	0	0.0	0.0	1	0	0	0	0	0	0	0	0	1	1	0
Nov. 1	@ATL	5	4	1	0	0.0	0.0	0	0	0	0	0	1	0	0	0	1	1	0
Nov. 8	NYG	8	8	0	0	0.0	0.0	0	1	16	16	0	1	0	0	0	0	0	0
Nov. 15	DAL	3	3	0	0	0.0	0.0	0	0	0	0	0	0	0	0	0	0	0	0
Nov. 22	@PHI	2	1	1	0	0.0	0.0	0	0	0	0	0	0	0	0	0	0	0	0
Nov. 29	@IND	1	1	0	0	0.0	0.0	0	0	0	0	0	0	0	0	0	0	0	0
Dec. 6	ATL	5	3	2	0	0.0	0.0	0	0	0	0	0	1	0	0	0	0	0	0
Dec. 13	NO	4	4	0	0	0.0	0.0	0	0	0	0	0	0	0	0	0	0	0	0
Dec. 17	@STL	0	0	0	0	0.0	0.0	0	0	0	0	0	0	0	0	0	0	0	0
Dec. 27	CHI	5	4	1	0	0.0	0.0	0	0	0	0	0	0	0	0	0	0	0	0
Jan. 3	@CAR	3	1	2	0	0.0	0.0	0	0	0	0	0	1	0	0	0	0	0	0
<b>TOTALS</b>		<b>53</b>	<b>42</b>	<b>11</b>	<b>0</b>	<b>0.5</b>	<b>3.0</b>	<b>2</b>	<b>1</b>	<b>16</b>	<b>16</b>	<b>0</b>	<b>4</b>	<b>1</b>	<b>0</b>	<b>0</b>	<b>3</b>	<b>3</b>	<b>0</b>



## 2014

DATE	OPP	TACKLES							INTERCEPTIONS					FUMBLES			ST TACKLES			
		T	S	A	TFL	SK	YDS	QH	NO	YDS	LG	TD	PD	FF	FR	YDS	T	S	A	
Sept. 7	CAR	6	5	1	1	0.0	0.0	0	0	0	0	0	0	0	0	0	0	0	0	0
Sept. 14	STL	8	8	0	1	0.0	0.0	0	0	0	0	0	0	0	0	0	0	0	0	0
Sept. 18	@ATL	5	3	2	0	0.0	0.0	0	0	0	0	0	0	1	0	0	0	0	0	0
Sept. 28	@PIT	6	5	1	1	0.0	0.0	0	0	0	0	0	0	0	0	0	0	0	0	0
Oct. 5	@NO	5	3	2	0	0.0	0.0	0	1	0	0	0	3	0	0	0	0	0	0	0
Oct. 12	BAL	3	2	1	0	0.0	0.0	0	0	0	0	0	0	0	0	0	0	0	0	0
Oct. 26	MIN	8	7	1	1	0.0	0.0	0	0	0	0	0	2	0	0	0	0	0	0	0
Nov. 2	@CLE	5	4	1	0	0.0	0.0	0	0	0	0	0	1	0	0	0	0	0	0	0
Nov. 9	ATL								Inactive											
Nov. 16	@WAS								Inactive											
Nov. 23	@CHI	4	3	1	1	0.0	0.0	0	0	0	0	0	0	0	0	0	0	0	0	0
Nov. 30	CIN	6	5	1	0	0.0	0.0	0	1	26	26	0	1	0	0	0	0	0	0	0
Dec. 7	@DET	5	3	2	1	0.0	0.0	0	0	0	0	0	0	0	0	0	0	0	0	0
Dec. 14	@CAR	5	3	2	0	0.0	0.0	0	0	0	0	0	2	1	0	0	0	0	0	0
Dec. 21	GB	9	6	3	1	0.0	0.0	0	0	0	0	0	0	0	0	0	0	0	0	0
Dec. 28	NO	1	1	0	0	0.0	0.0	0	0	0	0	0	0	0	0	0	0	0	0	0
<b>TOTALS</b>		<b>76</b>	<b>58</b>	<b>18</b>	<b>7</b>	<b>0.0</b>	<b>0.0</b>	<b>0</b>	<b>2</b>	<b>26</b>	<b>26</b>	<b>0</b>	<b>9</b>	<b>2</b>	<b>0</b>	<b>0</b>	<b>0</b>	<b>0</b>	<b>0</b>	<b>0</b>

## 2013 (w/TENNESSEE)

DATE	OPP	TACKLES							INTERCEPTIONS					FUMBLES			ST TACKLES			
		T	S	A	TFL	SK	YDS	QH	NO	YDS	LG	TD	PD	FF	FR	YDS	T	S	A	
Sept. 8	AT PIT	4	4	0	0	0.0	0.0	0	1	0	0	0	2	0	0	0	0	0	0	-
Sept. 15	AT HOU	8	6	2	0	0.0	0.0	0	1	23	23t	1	3	0	0	0	0	0	0	-
Sept. 22	SD	7	5	2	0	0.0	0.0	0	0	0	0	0	1	0	1	0	0	0	0	-
Sept. 29	NYJ	2	2	0	0	0.0	0.0	0	2	39	34	0	2	0	1	9	0	0	0	-
Oct. 6	KC	5	3	2	0	0.0	0.0	0	0	0	0	0	3	0	0	0	0	0	1	-
Oct. 13	AT SEA	6	6	0	0	0.0	0.0	0	0	0	0	0	2	0	0	0	0	0	0	-
Oct. 20	SF	3	3	0	0	0.0	0.0	0	0	0	0	0	0	0	0	0	0	0	0	-
Nov. 3	AT STL	6	4	2	0	0.0	0.0	0	0	0	0	0	1	0	0	0	0	0	0	-
Nov. 10	JAC	3	3	0	0	0.0	0.0	0	1	6	6	0	1	0	0	0	0	0	0	-
Nov. 14	IND	5	4	1	0	0.0	0.0	0	0	0	0	0	3	0	0	0	0	0	0	-
Nov. 24	AT OAK	5	4	1	0	0.0	0.0	0	0	0	0	0	1	0	0	0	0	0	0	-
Dec. 1	AT IND	3	3	0	0	0.0	0.0	0	0	0	0	0	1	0	0	0	0	0	0	-
Dec. 8	AT DEN	8	7	1	0	0.0	0.0	0	0	0	0	0	3	0	0	0	0	0	0	-
Dec. 15	ARI	2	2	0	0	0.0	0.0	0	0	0	0	0	2	0	0	0	0	0	0	-
Dec. 22	AT JAC	5	4	1	0	0.0	0.0	0	0	0	0	0	0	0	0	0	0	0	0	-
Dec. 29	HOU	1	1	0	0	0.0	0.0	0	0	0	0	0	1	0	0	0	0	0	0	-
<b>TOTALS</b>		<b>73</b>	<b>61</b>	<b>12</b>	<b>0</b>	<b>0.0</b>	<b>0.0</b>	<b>0</b>	<b>5</b>	<b>68</b>	<b>34</b>	<b>1</b>	<b>26</b>	<b>0</b>	<b>2</b>	<b>9</b>	<b>1</b>	<b>-</b>	<b>-</b>	<b>-</b>

## 2012 (w/TENNESSEE)

DATE	OPP	TACKLES							INTERCEPTIONS					FUMBLES			ST TACKLES			
		T	S	A	TFL	SK	YDS	QH	NO	YDS	LG	TD	PD	FF	FR	YDS	T	S	A	
Sept. 9	NE	9	8	1	1	0.0	0.0	0	0	0	0	0	0	0	0	0	1	-	-	-
Sept. 16	AT SD	5	4	1	1	0.0	0.0	0	1	11	11	0	1	0	0	0	1	-	-	-
Sept. 23	DET	6	5	1	0	0.0	0.0	0	0	0	0	0	1	1	1	72t	0	-	-	-
Sept. 30	AT HOU	4	4	0	0	0.0	0.0	0	0	0	0	0	1	0	0	0	0	-	-	-
Oct. 7	AT MIN	6	6	0	2	0.0	0.0	0	0	0	0	0	0	0	0	0	0	-	-	-
Oct. 11	PIT	3	3	0	0	0.0	0.0	0	0	0	0	0	0	0	0	0	0	-	-	-
Oct. 21	AT BUF	6	5	1	0	0.0	0.0	0	0	0	0	0	0	0	0	0	0	-	-	-
Oct. 28	IND	7	6	1	2	0.0	0.0	0	0	0	0	0	0	0	0	0	0	-	-	-
Nov. 4	CHI	3	2	1	0	0.0	0.0	0	0	0	0	0	1	0	0	0	0	-	-	-
Nov. 11	AT MIA	3	3	0	0	0.0	0.0	0	0	0	0	0	1	0	0	0	0	-	-	-
Nov. 25	AT JAC	2	1	1	0	0.0	0.0	0	1	0	0	0	2	0	0	0	0	-	-	-
Dec. 2	HOU	4	4	0	0	0.0	0.0	0	0	0	0	0	1	0	0	0	0	-	-	-
Dec. 9	AT IND	3	2	1	1	0.0	0.0	0	0	0	0	0	2	0	0	0	0	-	-	-
Dec. 17	NYJ	4	3	1	0	0.0	0.0	0	0	0	0	0	0	0	0	0	0	-	-	-
Dec. 23	AT GB	6	3	3	0	0.0	0.0	0	0	0	0	0	0	0	0	0	0	-	-	-
Dec. 30	JAC	7	7	0	0	0.0	0.0	0	0	0	0	0	0	0	0	0	4	-	-	-
<b>TOTALS</b>		<b>78</b>	<b>66</b>	<b>12</b>	<b>7</b>	<b>0.0</b>	<b>0.0</b>	<b>0</b>	<b>2</b>	<b>11</b>	<b>11</b>	<b>0</b>	<b>10</b>	<b>1</b>	<b>1</b>	<b>0</b>	<b>6</b>	<b>-</b>	<b>-</b>	<b>-</b>

2011 (w/TENNESSEE)

DATE	OPP	TACKLES							INTERCEPTIONS					FUMBLES			ST TACKLES			
		T	S	A	TFL	SK	YDS	QH	NO	YDS	LG	TD	PD	FF	FR	YDS	T	S	A	
Sept. 11	AT JAC	2	0	2	0	0.0	0.0	0	0	0	0	0	0	0	0	0	0	-	-	-
Sept. 18	BAL	2	1	1	0	0.0	0.0	0	1	4	4	0	1	0	0	0	1	-	-	-
Sept. 25	DEN	4	1	3	0	0.0	0.0	0	0	0	0	0	0	0	0	0	1	-	-	-
Oct. 2	AT CLE	4	1	3	0	0.0	0.0	0	0	0	0	0	0	0	0	0	1	-	-	-
Oct. 9	AT PIT	2	1	1	0	0.0	0.0	0	0	0	0	0	1	0	0	0	0	-	-	-
Oct. 23	HOU	0	0	0	0	0.0	0.0	0	0	0	0	0	0	0	0	0	0	-	-	-
Oct. 30	IND	6	4	2	0	0.0	0.0	0	0	0	0	0	2	0	0	0	0	-	-	-
Nov. 6	CIN	4	3	1	0	0.0	0.0	0	0	0	0	0	0	0	0	0	0	-	-	-
Nov. 13	AT CAR	2	1	1	0	0.0	0.0	0	0	0	0	0	0	0	0	0	0	-	-	-
Nov. 20	AT ATL	5	4	1	0	0.0	0.0	0	0	0	0	0	0	0	0	0	0	-	-	-
Nov. 27	TB	2	1	1	1	0.0	0.0	0	0	0	0	0	0	0	0	0	0	-	-	-
Dec. 4	AT BUF	4	3	1	0	0.0	0.0	0	0	0	0	0	0	0	0	0	0	-	-	-
Dec. 11	NO	9	5	4	1	0.0	0.0	0	0	0	0	0	0	0	0	0	1	-	-	-
Dec. 18	AT IND	1	1	0	0	0.0	0.0	0	0	0	0	0	1	0	0	0	0	-	-	-
Dec. 24	JAC	2	2	0	0	0.0	0.0	0	0	0	0	0	1	0	0	0	0	-	-	-
Jan. 1	AT HOU	1	1	0	0	0.0	0.0	0	0	0	0	0	0	0	0	0	0	-	-	-
<b>TOTALS</b>		<b>50</b>	<b>29</b>	<b>21</b>	<b>2</b>	<b>0.0</b>	<b>0.0</b>	<b>0</b>	<b>1</b>	<b>4</b>	<b>4</b>	<b>0</b>	<b>6</b>	<b>0</b>	<b>0</b>	<b>0</b>	<b>4</b>	<b>-</b>	<b>-</b>	<b>-</b>

2010 (w/TENNESSEE)

DATE	OPP	TACKLES							INTERCEPTIONS					FUMBLES			ST TACKLES			
		T	S	A	TFL	SK	YDS	QH	NO	YDS	LG	TD	PD	FF	FR	YDS	T	S	A	
Sept. 12	OAK	0	0	0	0	0.0	0.0	0	0	0	0	0	0	0	0	0	2	-	-	-
Sept. 19	PIT	0	0	0	0	0.0	0.0	0	0	0	0	0	0	0	0	0	2	-	-	-
Sept. 26	AT NYG	4	3	1	0	0.0	0.0	0	0	0	0	0	1	0	1	0	3	-	-	-
Oct. 3	DEN	10	10	0	0	0.0	0.0	0	0	0	0	0	3	0	0	0	0	-	-	-
Oct. 10	AT DAL	9	6	3	0	0.0	0.0	0	1	12	12	0	1	0	0	0	1	-	-	-
Oct. 18	AT JAC	6	3	3	0	0.0	0.0	0	1	10	10	0	3	0	0	0	0	-	-	-
Oct. 24	PHI	3	2	1	0	0.0	0.0	0	0	0	0	0	1	0	1	0	0	-	-	-
Oct. 31	AT SD	7	5	2	0	0.0	0.0	0	0	0	0	0	0	0	0	0	0	-	-	-
Nov. 14	AT MIA	7	4	3	0	0.0	0.0	1	0	0	0	0	2	0	0	0	1	-	-	-
Nov. 21	WAS	4	2	2	0	0.0	0.0	0	0	0	0	0	2	0	0	0	0	-	-	-
Nov. 28	AT HOU	9	8	1	0	0.0	0.0	0	1	19	19	0	0	0	0	0	0	-	-	-
Dec. 5	JAC	4	3	1	0	0.0	0.0	0	0	0	0	0	0	0	0	0	0	-	-	-
Dec. 9	IND	12	9	3	1	0.0	0.0	0	0	0	0	0	0	0	0	0	0	-	-	-
Dec. 19	HOU	9	4	5	0	0.0	0.0	0	0	0	0	0	1	0	0	0	0	-	-	-
Dec. 26	AT KC	8	7	1	0	0.0	0.0	0	0	0	0	0	1	1	0	0	0	-	-	-
Jan. 2	AT IND	11	10	1	0	0.0	0.0	0	0	0	0	0	0	0	0	0	0	-	-	-
<b>TOTALS</b>		<b>103</b>	<b>76</b>	<b>27</b>	<b>1</b>	<b>0.0</b>	<b>0.0</b>	<b>1</b>	<b>3</b>	<b>41</b>	<b>19</b>	<b>0</b>	<b>15</b>	<b>1</b>	<b>2</b>	<b>0</b>	<b>9</b>	<b>-</b>	<b>-</b>	<b>-</b>

**DANNY VITALE****TIGHT END****HT: 6-2 WT: 239****DOB: 10/26/1993****NFL: ROOKIE****ACQ: D6B-'16****COLLEGE: NORTHWESTERN****ACQUIRED BY BUCS:**

- x Selected in the sixth round (197th overall) of the 2016 NFL Draft by the Buccaneers.

**COLLEGE:**

- x In four seasons at Northwestern (2012-15), played in 49 games, catching 135 passes for 1,427 yards and 11 touchdowns, while rushing six times for 29 yards. He also added six tackles on special teams.
- x Had four career 100-yard receiving games.
- x Named Academic All-Big Ten three times.
- x Earned consensus second-team All-Big Ten as a senior (2015), after leading the team in receptions (33), receiving yards (355) and receiving touchdowns (four).
- x His 33 receptions were the third-most in the conference by a tight end, while his 355 receiving yards and four receiving touchdowns were the fourth-most at the position in the Big Ten.
- x Caught five passes for 108 yards and two touchdowns in a win over Ball State.
- x Named honorable mention All-Big Ten by the league's coaches following his junior campaign (2014), when he caught 40 passes for 402 yards and two touchdowns.
- x At Penn State, caught seven passes for a career-high 113 yards.
- x Started all 12 games at the "superback" position as a sophomore (2013), catching 34 passes for 382 yards and three touchdowns.
- x Nabbed five passes for 101 yards against Cal.
- x As a true freshman (2012), was named to ESPN.com's Big Ten All-Freshman team and earned the

Northwestern Offensive Newcomer of the Year award after grabbing 28 passes for 288 yards and two touchdowns.

- x Earned Big Ten Co-Freshman of the Week honors after catching nine passes for 110 yards at Michigan State.
- x Majored in economics.

**PERSONAL:**

- x Attended Wheaton-Warrenville High School (Wheaton, Illinois).
- x As a senior, was a Daily Herald All-Area first-team selection, a 7A IHSCOA all-state player, a first-team DuPage all-conference selection, Chicago Sun-Times All-Area first-team selection, News Gazette first-team selection and 2011 Don Garner Award recipient.
- x Also lettered three years in track.
- x Son of Lisa and Dan Vitale.
- x Brother, Tommy, is a linebacker for Northwestern.
- x Born Dan Michael Vitale on October 6, 1993, in Wheaton, Illinois.

**COMMUNITY:**

- x In June 2016, hosted a Play 60 event for children from the Jackson Heights NFL Y.E.T. Center.
- x In June 2016, toured MacDill Air Force Base to greet military servicemen and servicewomen and learn about the important role that the base plays in the Tampa community and beyond.
- x In May 2016, went bowling with rookie or first-year firefighters and paramedics from the City of Tampa.

81

**TEVIN WESTBROOK****TIGHT END****HT: 6-5 WT: 237****DOB: 2/17/93****NFL: 1ST YEAR****ACQ: FA-'15****COLLEGE: FLORIDA****ACQUIRED BY BUCS:**

- × Signed to Tampa Bay's practice squad on September 30, 2015. Promoted to the active roster on December 30, 2015.

**ORIGINALLY ENTERED NFL:**

- × Originally entered the NFL as a college free agent with the Tennessee Titans on May 18, 2015.

**TRANSACTIONS:**

- × Signed with Tennessee on May 18, 2015. Waived on September 1, 2015.
- × Signed to Tennessee's practice squad on September 6, 2015. Released on September 22, 2015.
- × Signed to Tampa Bay's practice squad on September 30, 2015. Promoted to the active roster on December 30, 2015.

**2015 HIGHLIGHTS:**

- × Inactive at Carolina (1/3/16).

**COLLEGE/PERSONAL:**

- × Played four seasons at Florida (2011-14), switching from defensive line to tight end following his rookie season, finishing his career with 11 catches for 111 yards and two touchdowns.

- × As a senior (2014), played in all 12 games, with two starts, catching eight passes for 81 yards and two touchdowns.

- × In his junior season (2013) started two-of-12 games, with three catches for 30 yards.

- × Moved to tight end before the start of his sophomore season (2012), with 13 games played and one start.

- × Played in three games as a defensive end in his true freshman season (2011).

- × Majored in youth and community science.

- × Attended North Broward Prep High School (Pompano Beach, Florida).

- × A Rivals three-star prospect.

- × Also played basketball.

- × Born Tevin Douglas Westbrook on February 17, 1993 in Fort Lauderdale, Florida.

**COMMUNITY:**

- × In December 2015, visited patients battling injury and illness at All Children's Hospital in St. Petersburg.

- × In November 2015, congratulated students at Pinellas Park Middle School for winning the Fuel Up To Play 60 "Defend Your Turf Challenge" through a special assembly and P.E. class.



### ACQUIRED BY BUCS:

- × Selected in the first round (first overall) of the 2015 NFL Draft by the Buccaneers.

### AWARDS AND ACCOLADES:

- × 2015 Pro Bowl Selection
- × 2015 Pepsi Rookie of the Year
- × NFL Offensive Rookie of the Month (November 2015)
- × 3x Pepsi Rookie of the Week (Weeks 2, 5 & 11, 2015).
- × FedEx Air Player of the Week (Week 11)
- × Castrol EDGE Clutch Performer of the Week (Week 13).

### CAREER HIGHLIGHTS:

- × Started his NFL and Buccaneers debut vs. Tennessee (9/13/15) and proceeded to start every game in his rookie season.
- × His six rushing touchdowns mark the most ever in a single season by a Buccaneers quarterback and are tied for second-most in a quarterback's career in team history.
- × In Week 17 of 2015, surpassed Peyton Manning for the third-most passing yards by a rookie in NFL history and, with his totals from the game, became only the third rookie in NFL history to reach 4,000 passing yards.
- × With 22 career passing touchdowns, holds record for most passing touchdowns by a Buccaneers rookie in team history and is tied for fourth-most in a single season in team history among all quarterbacks.
- × Has thrown for at least 175 yards in all 16 games played, the longest streak in team history.
- × With 4,042 passing yards on the season, holds the third-highest mark by a rookie quarterback since the 1970 merger, while his 22 touchdown passes are also fourth-most by a rookie quarterback since the merger.
- × His 4,042 yards in 2015 mark the second-most passing yards in a single season in team history and

make him only the second Buccaneers player to ever reach the 4,000-yard mark in a single season.

### 2015 HIGHLIGHTS:

- × Started all 16 games, finishing the season with an 84.2 QBR, going 312-of-535 for 4,042 yards with 22 touchdowns and 15 interceptions. Also rushed 54 times for 213 yards and six touchdowns.
- × Made NFL and Buccaneers debut vs. Tennessee (9/13).
- × Finished the day against Tennessee (9/13) completing 16-of-33 passes for 210 yards, two touchdowns and two interceptions.
- × Connected with tight end Austin-Seferian Jenkins on both touchdown passes, his first-career scoring toss being for five yards and the second for 41 yards.
- × At New Orleans (9/20), finished the game going 14-of-21 for 207 yards and one touchdown, for a 114.6 passer rating – the fifth-highest regular-season mark by a rookie in team history.
- × Rushed for a touchdown at New Orleans (9/20), the first of his pro career in the regular season.
- × At Houston, finished going 17-of-36 for 261 yards for one touchdown and one interception.
- × Against Carolina (10/4), finished with then-career high in attempts (43), completions (26) and passing yards (287), while tying his then-career high in passing touchdowns (2).
- × Against Jacksonville (10/11), completed 13 of 19 passes for 209 yards with one touchdown and no interceptions, earning a 122.5 passer rating, the fourth-highest single-game mark by a rookie in team history.
- × At Washington (10/25), finished the game going 21-of-29 for 297 yards and two touchdowns, including a 40-yard scoring pass to WR Mike Evans on the third offensive play of the game.
- × Set then-career highs for single-game passing yards (279), completion percentage (72.4) and passer rating (128.1) at Washington, while his passing

yards tied for fourth-most ever by a Buccaneers rookie and his passer rating set the third-best mark by a rookie in team history.

- x At Atlanta (11/1), finished the day going 16-of-29 for 177 yards with one touchdown, as well as rushing three times for 24 yards and one touchdown, including a career-long 21-yard scramble in third quarter that set up his four-yard rushing touchdown three plays later.
- x Led first career game-winning drive at Atlanta (11/1), beating the Falcons in overtime after leading the team on a 15-play, 68-yard drive that ended with a 31-yard field goal for the 23-20 lead, becoming only the third rookie quarterback in team history to lead the team to an overtime victory (also: Josh Freeman, at New Orleans, 12/27/09; Steve Young, vs. Detroit, 11/24/85).
- x With second career rushing touchdown at Atlanta (11/1), leads Buccaneers rookie quarterbacks for the most rushing touchdowns in franchise history.
- x Against New York Giants (11/8), went 19-of-36 for 247 yards while throwing no interceptions and recording three rushes for 24 yards, including a 10-yard scramble into the end zone for his third rushing touchdown of the season.
- x Against Dallas (11/15), completed 22-of-39 passes for 264 yards with two interceptions, as well as recording three rushes for three yards, including a one-yard rushing touchdown in the fourth quarter to win the game.
- x His game-winning drive against Dallas (11/15) marked his first career fourth-quarter comeback and the team's first this season.
- x Ended the day at Philadelphia (11/22) going 19-of-29 for 246 yards with five touchdowns and no interceptions, including four touchdown passes in the first half, marking the most in a first half in team history and tied for the most in a first half in the NFL this season.
- x His five passing touchdowns at Philadelphia (11/22) are tied for the most in a single game by a rookie since the 1970 NFL merger and also tie the franchise single-game record.
- x His performance at Philadelphia (11/22) aided the Buccaneers in recording 521 yards of total offense (283 rushing, 238 passing), the second-most in team history, and his five touchdown passes contributed to Tampa Bay's 45 points, the third-most scored in a single game in franchise history.
- x Winston's performance, along with RB Doug Martin's 235 rushing yards, marked the first time in NFL history that a road team has had a player throw for 5+ touchdowns and another player rush for 200+ yards.
- x At Indianapolis (11/29), finished going 20-of-36 for 245 yards with one touchdown and one interception,

and established a new franchise record for passing yards by a rookie, with 2,650 on the season.

- x Against Atlanta (12/6), completed 18-of-27 passes for 227 yards with one touchdown and one interception, as well as recording five rushes, which included a five-yard rushing touchdown and a 20-yard rush to convert on third-and-19 on what would be the game-winning drive.
- x Led the team on a 12-play, 80-yard drive to win the game against Atlanta (12/6), marking the third game-winning drive of his career and his second career fourth-quarter comeback drive. He is also one of only nine quarterbacks this season to direct at least three game-winning drives, and is the only rookie to do so, per data compiled by Pro Football Reference.
- x Against New Orleans (12/13), went 18-of-32 for 182 yards, one touchdown and no interceptions.
- x At St. Louis (12/17), finished going 29-of-50 for a career-high 363 yards with two touchdowns – his 363 passing yards are the second-most by a rookie in team history.
- x Led the team on a 98-yard touchdown drive at St. Louis (12/17), tied for the longest drive in team history.
- x Threw for 238 yards in the fourth quarter at St. Louis (12/17), the most in any quarter in franchise history and the most by a quarterback in the fourth quarter since 2012 Eli Manning, 243 passing yards vs. Tampa Bay, 9/16/12). His fourth-quarter passing yardage is the most in any quarter since Aaron Rodgers in 2014 (242 yards, second quarter vs. Chicago).
- x Against Chicago (12/27), went 15-of-29 for 295 yards and two touchdowns with one interception.
- x At Carolina (1/3), finishing 29-of-47 for 325 yards, while adding 14 rushing yards and one rushing touchdown – marking his second 300-yard game of the year and the third-most passing yardage in a single game by a Buccaneers rookie.

## COLLEGE, 2014:

- x Started 13 games, completing 305-of-467 passes (65.3 pct.) for 3,907 yards with 25 touchdowns and 18 interceptions. Also rushed 57 times for 65 yards and three touchdowns.
- x Helped lead Florida State to their second-consecutive undefeated regular season and ACC Championship, while earning a berth in the first-ever College Football Playoff Semifinal at the Rose Bowl.
- x Led the ACC in passing yards (3,907) passing yards per game (300.5), attempts (467), completions (305) and completion percentage (65.3).
- x Set a Florida state record with 305 completions, while his 3,907 passing yards are the third-most in a single season in school history.

- x Ranked sixth in the NCAA in passing yards (3,907) and eighth in yards per game (300.5).
- x Named first-team All-ACC by the league's coaches and media.
- x A finalist for the Manning Award and a semifinalist for the Davey O'Brien, Maxwell and Walter Camp Player of the Year Awards.
- x Led the NCAA with four game-winning fourth-quarter drives in 2014, including the biggest comeback in school history at Louisville, where he passed for a season-high 401 yards and threw three second-half touchdowns to overcome a 21-0 deficit.
- x No. 14 on the ESPNU 150 and No. 1 quarterback nationally, No. 5 player regionally and No. 1 player in Alabama.
- x Named to the 2012 USA Football National Team (U19) for the 2012 International Bowl.
- x USA Today 2011 All-USA first-team All-American, 2012 Parade All-American, SI.com second-team All-American, ESPNHS first-team All-American and Under Armour All-American.
- x Co-MVP of the Elite 11 national quarterback challenge in Malibu, California.
- x MVP in the Under Armour All-American Game.

## COLLEGE, 2013:

- x Started 14 games, completing 257-of-384 passes (66.9 pct.) for 4,057 yards with 40 touchdowns and 10 interceptions. Also rushed 88 times for 219 yards and four touchdowns.
- x Winner of the 2013 Heisman Trophy Award.
- x At 19 years, 342 days old, was the youngest player to ever win the Heisman, and was only the second freshman to do so.
- x Won the Davey O'Brien and Manning Awards, while placing as a finalist for the Maxwell Award.
- x Named ACC Offensive Player of the Year, ACC Rookie of the Year and ACC Offensive Rookie of the year.
- x The first freshman in the history of the conference to earn ACC Player of the Year.
- x Set the ACC record, the Florida State record and the NCAA freshman record for touchdown passes (40), while breaking the NCAA freshman record for passing yards (4,057).
- x A first-team All-ACC selection and a consensus All-American.
- x Led Florida State to a 14-0 record, an ACC Championship and the 2013 BCS National Championship.
- x Named offensive MVP of the national championship game, throwing for 237 yards and two touchdowns, including leading a seven-play, 80-yard drive that culminated in a two-yard touchdown pass to give Florida State the lead with only 13 seconds remaining.
- x Earned ACC Championship Game MVP honors.
- x Helped lead an offense that set the NCAA record for total points (723 – avg. 51.6 per game), while also establishing school and conference records for total yards (7,267).
- x Named to the All-ACC Academic Team.
- x As a senior, completed 69 percent of his passes for 2,424 yards and 28 touchdowns, while rushing for 1,065 yards and 15 touchdowns, leading Hueytown to a 13-1 record and the Class 5A state semifinals.
- x Also played baseball in both high school and college and was selected in the 15th round with the 486th overall pick by the Texas Rangers in the 2012 MLB first-year player draft.
- x Born in Bessemer, Alabama, on January 6, 1994.

## COMMUNITY:

- x In June 2016, hosted two youth football camps: the inaugural Jameis Winston ProCamp in Tampa and the Dream Forever Football Camp in Fairfield, Alabama.
- x On June 30, 2016, visited the Bessemer Public Library, Hueytown Boys & Girls Club, and Children's of Alabama hospital in Birmingham to share positive messages and lift the spirits of children throughout his hometown community.
- x Had his head shaved by children battling cancer for the Buccaneers 2015 and 2016 Cut for a Cure to raise funds and awareness for the Pediatric Cancer Foundation.
- x In June 2016, visited victims of the Pulse night club shooting at Orlando Regional Medical Center
- x In June 2016, participated in a surprise visit to the West Tampa Boys & Girls Club with WWE star Titus O'Neill and teammate Donovan Smith to share positive messages with the members and surprise kids with tickets to WWE Monday Night RAW.
- x In April 2016, served as the celebrity starter for the "One Walk to Cure Diabetes" in downtown Tampa to benefit the Juvenile Diabetes Research Foundation.
- x Hosted the Famous Jameis Holiday Jamboree before Christmas in 2015, surprising 10 underprivileged children with gifts and a fun day at One Buc Place before hosting a community toy drive.

## COLLEGE, 2012:

- x Redshirted.

## PERSONAL:

- x Top quarterback prospect in the class of 2012, rated a five-star quarterback by Scout and a four-star quarterback by Rivals, ESPN and 247Sports.

- × In December 2015, visited patients battling injury and illness at All Children's Hospital in St. Petersburg.
- × In November 2015, congratulated students at Pinellas Park Middle School for winning the Fuel Up To Play 60 "Defend Your Turf Challenge" through a special assembly and P.E. class.
- × In October 2015, participated in games, arts and crafts, and activities with children at Metropolitan Ministries annual Fall Festival.
- × In September 2015, served lunch to more than 250 hungry and homeless men and women at Trinity Café.
- × In September 2015, participated in the Back to Football luncheon to speak to local business leaders about the excitement for the season.
- × In August 2015, ran football drills and PLAY 60 activities with athletes from Special Olympics Florida following training camp practice.
- × In July 2015, went bowling with rookie or first-year firefighters and paramedics.
- × In June 2015, traveled to Jackson South Community Hospital in Miami, FL to visit Dwayne Mitchell, a high school student battling a rare heart disease, to spend time with Mitchell and show support for the Mitchell family.
- × In May 2015, served as a celebrity guest at the Dick Vitale Gala in Sarasota FL to raise funds and awareness for cancer research.
- × In May 2015, visited wounded warriors recovering from injury and illness at James A. Haley Veterans' Hospital in Tampa.

## WINSTON'S CAREER STATISTICS

YEAR	TEAM	GP	GS	PASSING			YDS	YDS/ATT	TD	INT	LG	SK	YDS LST	RATING
				ATT	CMP	PCT								
2015	Tampa Bay	16	16	535	312	58.3%	4,042	7.6	22	15	68	27	190	84.2
NFL Totals		16	16	535	312	58.3%	4,042	7.6	22	15	68	27	190	84.2

RUSHING						
YEAR	TEAM	ATT	YDS	AVG	LG	TD
2015	Tampa Bay	54	213	3.9	21	6
Totals		54	213	3.9	21	6

### ADDITIONAL STATS

**Fumbles-Lost:** 6-2 – 7-4 in 2013, 2-0 in 2014  
**Misc. Tackles:** 2 – 2 in 2015

### SINGLE-GAME HIGHS

**Pass Attempts:** 50, at St. Louis, 12/17/15  
**Pass Completions:** 29, at St. Louis, 12/17/15  
**Completion Percentage:** 72.4, at Washington, 10/25/15  
**Passing Yards:** 363, at St. Louis, 12/17/15  
**Touchdowns:** 5, at Philadelphia, 11/22/15  
**Quarterback Rating:** 131.6, at Philadelphia, 11/22/15  
**Long Pass:** 68, vs. N.Y. Giants, 11/8/15

## WINSTON'S GAME-BY-GAME STATISTICS

2015	DATE	OPP	ATT	CMP	PCT	PASSING		TD	INT	LG	SK-YDS	RATING
						YDS	YDS/ATT					
Sept. 13	TEN		33	16	48.5	210	6.4	2	2	41t	4-29	64.0
Sept. 20	@NO		21	14	66.7	207	9.9	1	0	54	3-13	114.6
Sept. 27	@HOU		36	17	47.2	261	7.3	1	1	33	0-0	69.3
Oct. 4	CAR		43	26	60.5	287	6.7	2	4	23	2-17	57.0
Oct. 11	JAC		19	13	68.4	209	11.0	1	0	56	2-23	122.5
Oct. 25	@WAS		29	21	72.4	297	10.2	2	0	40t	1-8	128.1
Nov. 1	@ATL		29	16	55.2	177	6.1	1	0	28	2-4	85.0
Nov. 8	NYG		36	19	52.8	247	6.9	0	0	68	0-0	74.7
Nov. 15	DAL		39	22	56.4	264	6.8	0	2	26	2-18	55.9
Nov. 22	@PHI		29	19	65.5	246	8.5	5	0	27	1-8	131.6
Nov. 29	@IND		36	20	55.6	245	6.8	1	1	21	5-33	74.4
Dec. 6	ATL		27	18	66.7	227	8.4	1	1	36	1-5	89.6
Dec. 13	NO		32	18	56.3	182	5.7	1	0	18	1-6	83.1
Dec. 17	@STL		50	29	58.0	363	7.3	2	1	44	0-0	85.7
Dec. 27	CHI		29	15	51.7	295	10.2	2	1	50t	1-10	96.2
Jan. 3	@CAR		47	29	61.7%	325	6.9	0	2	30	2-16	64.6
<b>TOTALS</b>			<b>535</b>	<b>312</b>	<b>58.3%</b>	<b>4,042</b>	<b>7.6</b>	<b>22</b>	<b>15</b>	<b>68</b>	<b>27-190</b>	<b>84.2</b>





31

**MAJOR WRIGHT****SAFETY****HT: 5-11 WT: 204****DOB: 07/1/88****NFL: 7TH YEAR****ACQ: UFA (CHI), 2014****COLLEGE: FLORIDA****ACQUIRED BY BUCS:**

- × Signed by Tampa Bay on April 7, 2014, as an unrestricted free agent from Chicago.

**ORIGINALLY ENTERED NFL:**

- × Originally entered the league as a third-round pick, (75th overall) of the Chicago Bears in the 2010 NFL Draft.

**CAREER HIGHLIGHTS:**

- × Has started 51-of-75 career games, recording 268 tackles, 23 passes defended, three forced fumbles, two fumble recoveries and nine interceptions, with three returned for touchdowns.
- × Notched single-game career-high 13 tackles at Cleveland (11/2/14).
- × Tallied a career-high 100 tackles in 2013.
- × Started all 16 games for the first time in his career in 2012.
- × Registered a career-high four interceptions in 2012.
- × Has one career multi-interception game, vs. Dallas (10/1/12).
- × Started in 11-of-12 games in 2011.
- × Notched three consecutive games with an interception: in Week 9 at Philadelphia (11/07/11), Week 10 vs. Detroit (11/13/11) and Week 11 vs. San Diego (11/20/11).
- × Returned first interception for a touchdown against Detroit (11/13/11).
- × Recorded first career interception at Philadelphia (11/7/11).
- × Made first career start against Atlanta (9/11/11) tallying four tackles.
- × Played in two postseason games in 2010, totaling eight tackles and one pass defended.
- × Made NFL debut vs. Detroit (9/12/10).
- × Notched four tackles at Detroit (12/7).

**2015 HIGHLIGHTS:**

- × Placed on Injured Reserve on December 30.
- × Started in season opener vs. Tennessee (9/13), recording two tackles.
- × Inactive Weeks 2-4 with an abdominal injury.
- × Posted two tackles, including one for loss, and one pass defended in win vs. Jacksonville (10/11).
- × Played in a reserve role at Washington (10/25).
- × Inactive Weeks 8-10 with hamstring injury.
- × Returned to action in a reserve role in win at Philadelphia (11/22) and recorded two tackles.
- × Played in a reserve role at Indianapolis (11/29).
- × Recorded four tackles in a reserve role in win vs. Atlanta (12/6).
- × Collected eight tackles and two passes defended vs. New Orleans (12/13).
- × Started at St. Louis (12/17) and recorded five tackles.
- × Posted two tackles vs. Chicago (12/27).

**COLLEGE/PERSONAL:**

- × Started 33-of-41 games at Florida (2007-09), totaling 165 tackles, 10 pass breakups, four forced fumbles, one fumble recovery and eight interceptions, with one returned for a touchdown.
- × Helped Florida win the 2008 BCS National Championship collecting nine tackles and one interception in a win against Oklahoma.
- × Attended St. Thomas Aquinas High School (Ft. Lauderdale, Florida).
- × Started for the East in the U.S. Army All-American Game and was nominated for the National U.S. Army Player of the Year Award.
- × Started three-years at safety at St. Thomas Aquinas, helping lead the team to the 2006 state title game.
- × First-team all-county and all-state selection during his junior and senior seasons.
- × Born Major Wright on July 1, 1988 in Lauderdale Lakes, Florida.

## WRIGHT'S CAREER STATISTICS

YEAR	TEAM	TACKLES							INTERCEPTIONS					FUMBLES			TACKLES			ST	
		GP	GS	TOT	SOLO	ASST	SK	YDS	NO	YDS	LG	TD	PD	FF	FR	YDS	T	S	A		
2010	Chicago	11	0	20	16	4	0.0	0	0	0	0	0	0	0	0	0	3	1	2		
2011	Chicago	12	11	42	26	16	0.0	0	3	60	36	1	7	0	0	0	0	0			
2012	Chicago	16	16	52	33	19	0.0	0	4	45	45t	1	8	1	2	0	0	0			
2013	Chicago	15	15	78	56	22	0.0	0	2	46	38t	1	3	2	0	0	2	2			
2014	Tampa Bay	12	7	51	34	17	0.0	0.0	0	0	0	0	1	0	0	0	0	0			
2015	Tampa Bay	8	1	25	16	9	0.0	0.0	0	0	0	0	3	0	0	0	0	0			
<b>NFL Totals</b>		<b>74</b>	<b>50</b>	<b>268</b>	<b>181</b>	<b>87</b>	<b>0.0</b>	<b>0.0</b>	<b>9</b>	<b>151</b>	<b>36</b>	<b>3</b>	<b>22</b>	<b>3</b>	<b>2</b>	<b>0</b>	<b>5</b>	<b>3</b>	<b>2</b>		

YEAR	TEAM	TACKLES							INTERCEPTIONS					FUMBLES			TACKLES			ST	
		GP	GS	TOT	SOLO	ASST	SK	YDS	NO	YDS	LG	TD	PD	FF	FR	YDS	T	S	A		
2010	Chicago	2	0	7	6	1	0.0	0	0	0	0	0	1	0	0	0	0	0			
<b>Postseason</b>		<b>2</b>	<b>0</b>	<b>7</b>	<b>6</b>	<b>1</b>	<b>0.0</b>	<b>0</b>	<b>0</b>	<b>0</b>	<b>0</b>	<b>0</b>	<b>1</b>	<b>0</b>	<b>0</b>	<b>0</b>	<b>0</b>	<b>0</b>			

### SINGLE-GAME HIGHS

**Tackles:** 13, at Cleveland, 11/2/14  
**Interceptions:** 2, at Dallas, 10/1/12 (w/Chicago)  
**Passes Defended:** 2, three times, last vs. New Orleans, 12/13/15  
**Forced Fumbles:** 1, three times, last at Pittsburgh, 9/22/13 (w/Chicago)  
**Fumble Recoveries:** 1, twice, last at Pittsburgh, 12/30/12 (w/Chicago)

## WRIGHT'S GAME-BY-GAME STATISTICS

DATE	OPP	TACKLES							INTERCEPTIONS					FUMBLES			ST TACKLES		
		T	S	A	TFL	SK	YDS	QH	NO	YDS	LG	TD	PD	FF	FR	YDS	T	S	A
Sept. 13	TEN	2	1	1	0	0.0	0.0	0	0	0	0	0	1	0	0	0	0	0	0
Sept. 20	@NO								Inactive										
Sept. 27	@HOU								Inactive										
Oct. 4	CAR								Inactive										
Oct. 11	JAC	2	2	0	1	0.0	0.0	0	0	0	0	1	0	0	0	0	0	0	0
Oct. 25	@WAS	0	0	0	0	0.0	0.0	0	0	0	0	0	0	0	0	0	0	0	0
Nov. 1	@ATL								Inactive										
Nov. 8	NYG								Inactive										
Nov. 15	DAL								Inactive										
Nov. 22	@PHI	2	0	2	0	0.0	0.0	0	0	0	0	0	0	0	0	0	0	0	0
Nov. 29	@IND	0	0	0	0	0.0	0.0	0	0	0	0	0	0	0	0	0	0	0	0
Dec. 6	ATL	4	3	1	0	0.0	0.0	0	0	0	0	0	0	0	0	0	0	0	0
Dec. 13	NO	8	6	2	0	0.0	0.0	0	0	0	0	2	0	0	0	0	0	0	0
Dec. 17	@STL	5	2	3	0	0.0	0.0	0	0	0	0	0	0	0	0	0	0	0	0
Dec. 27	CHI	2	2	0	0	0.0	0.0	0	0	0	0	0	0	0	0	0	0	0	0
Jan. 3	@CAR								Injured Reserve										
<b>TOTALS</b>		<b>25</b>	<b>16</b>	<b>9</b>	<b>1</b>	<b>0.0</b>	<b>0.0</b>	<b>0</b>	<b>0</b>	<b>0</b>	<b>0</b>	<b>0</b>	<b>3</b>	<b>0</b>	<b>0</b>	<b>0</b>	<b>0</b>	<b>0</b>	<b>0</b>

## 2014

DATE	OPP	TACKLES						INTERCEPTIONS						FUMBLES			ST TACKLES			
		T	S	A	TFL	SK	YDS	QH	NO	YDS	LG	TD	PD	FF	FR	YDS	T	S	A	
Sept. 7	CAR	0	0	0	0	0.0	0.0	0	0	0	0	0	0	0	0	0	0	0	0	0
Sept. 14	STL	1	1	0	0	0.0	0.0	0	0	0	0	0	0	0	0	0	0	0	0	0
Sept. 18	@ATL	0	0	0	0	0.0	0.0	0	0	0	0	0	0	0	0	0	0	0	0	0
Sept. 28	@PIT	9	6	3	0	0.0	0.0	0	0	0	0	0	0	0	0	0	0	0	0	0
Oct. 5	@NO	4	4	0	0	0.0	0.0	0	0	0	0	0	1	0	0	0	0	0	0	0
Oct. 12	BAL	5	4	1	0	0.0	0.0	0	0	0	0	0	0	0	0	0	0	0	0	0
Oct. 26	MIN	0	0	0	0	0.0	0.0	0	0	0	0	0	0	0	0	0	0	0	0	0
Nov. 2	@CLE	13	7	6	1	0.0	0.0	0	0	0	0	0	0	0	0	0	0	0	0	0
Nov. 9	ATL	4	3	1	1	0.0	0.0	0	0	0	0	0	0	0	0	0	0	0	0	0
Nov. 16	@WAS	9	6	3	0	0.0	0.0	0	0	0	0	0	0	0	0	0	0	0	0	0
Nov. 23	@CHI	2	2	0	0	0.0	0.0	0	0	0	0	0	0	0	0	0	0	0	0	0
Nov. 30	CIN								Did Not Play											
Dec. 7	@DET	4	1	3	0	0.0	0.0	0	0	0	0	0	0	0	0	0	0	0	0	0
Dec. 14	@CAR								Inactive											
Dec. 21	GB								Injured Reserve											
Dec. 28	NO								Injured Reserve											
<b>TOTALS</b>		<b>51</b>	<b>34</b>	<b>17</b>	<b>2</b>	<b>0.0</b>	<b>0.0</b>	<b>0</b>	<b>0</b>	<b>0</b>	<b>0</b>	<b>0</b>	<b>0</b>	<b>1</b>	<b>0</b>	<b>0</b>	<b>0</b>	<b>0</b>	<b>0</b>	<b>0</b>

## 2013 (w/CHICAGO)

DATE	OPP	TACKLES						INTERCEPTIONS						FUMBLES			ST TACKLES			
		T	S	A	TFL	SK	YDS	QH	NO	YDS	LG	TD	PD	FF	FR	YDS	T	S	A	
Sept. 8	CIN	9	6	3	0	0.0	0.0	0	0	0	0	0	0	0	0	0	0	0	0	0
Sept. 15	MIN	11	10	1	0	0.0	0.0	0	0	0	0	0	1	1	0	0	1	0	0	0
Sept. 23	AT PIT	6	6	0	0	0.0	0.0	0	1	38	38	0	0	1	0	0	0	0	0	0
Sept. 29	AT DET	7	4	3	0	0.0	0.0	0	1	8	8	0	0	0	0	0	0	0	0	0
Oct. 6	NO	5	4	1	0	0.0	0.0	0	0	0	0	0	0	0	0	0	0	0	0	0
Oct. 10	NYG	11	10	1	0	0.0	0.0	0	0	0	0	0	0	0	0	0	0	0	1	0
Oct. 20	AT WAS	8	7	1	0	0.0	0.0	0	0	0	0	0	0	0	0	0	0	0	0	0
Nov. 4	AT GB	7	7	0	0	0.0	0.0	0	0	0	0	0	0	0	0	0	0	0	0	0
Nov. 10	DET	7	5	2	0	0.0	0.0	0	0	0	0	0	0	0	0	0	0	0	0	0
Nov. 17	BAL	8	7	1	0	0.0	0.0	0	0	0	0	0	0	0	0	0	0	0	0	0
Nov. 24	AT STL	9	7	2	0	0.0	0.0	0	0	0	0	0	0	0	0	0	0	0	0	0
Dec. 1	AT MIN								Inactive											
Dec. 8	DAL	5	4	1	0	0.0	0.0	0	0	0	0	0	0	0	0	0	0	0	0	0
Dec. 15	AT CLE	6	5	1	0	0.0	0.0	0	0	0	0	0	0	0	0	0	0	0	0	0
Dec. 22	AT PHI	8	8	0	0	0.0	0.0	0	0	0	0	0	0	0	0	0	0	0	0	0
Dec. 29	GB	10	8	2	0	0.0	0.0	0	0	0	0	0	0	0	0	0	0	0	0	0
<b>TOTALS</b>		<b>117</b>	<b>98</b>	<b>19</b>	<b>0</b>	<b>0.0</b>	<b>0.0</b>	<b>0</b>	<b>2</b>	<b>46</b>	<b>38</b>	<b>0</b>	<b>1</b>	<b>2</b>	<b>0</b>	<b>0</b>	<b>2</b>	<b>0</b>	<b>0</b>	

## 2012 (w/CHICAGO)

DATE	OPP	TACKLES						INTERCEPTIONS						FUMBLES			ST TACKLES			
		T	S	A	TFL	SK	YDS	QH	NO	YDS	LG	TD	PD	FF	FR	YDS	T	S	A	
Sept. 9	IND	7	7	0	0	0.0	0.0	0	0	0	0	0	0	0	0	0	0	0	0	0
Sept. 13	AT GB	8	6	2	0	0.0	0.0	0	0	0	0	0	0	0	0	0	0	0	0	0
Sept. 23	STL	3	2	1	0	0.0	0.0	0	1	45	45t	1	0	0	0	0	0	0	0	0
Oct. 1	AT DAL	6	4	2	0	0.0	0.0	0	2	0	0	0	0	0	0	0	0	0	0	0
Oct. 7	AT JAC	4	3	1	1	0.0	0.0	0	0	0	0	0	0	0	0	0	0	0	0	0
Oct. 22	DET	3	2	1	0	0.0	0.0	0	0	0	0	0	0	1	0	0	0	0	0	0
Oct. 28	CAR	8	4	4	1	0.0	0.0	0	0	0	0	0	0	0	0	0	0	0	0	0
Nov. 4	AT TEN	3	1	2	0	0.0	0.0	0	0	0	0	0	0	0	0	0	0	0	0	0
Nov. 11	HOU	5	3	2	1	0.0	0.0	0	0	0	0	0	0	0	0	0	0	0	0	0
Nov. 19	AT SF	9	8	1	0	0.0	0.0	0	0	0	0	0	0	0	0	0	0	0	0	0
Nov. 25	MIN	6	4	2	0	0.0	0.0	0	0	0	0	0	0	0	1	0	0	0	0	0
Dec. 2	SEA	5	3	2	0	0.0	0.0	0	0	0	0	0	0	1	0	0	0	0	0	0
Dec. 9	AT MIN	7	5	2	0	0.0	0.0	0	1	0	0	0	0	0	0	0	0	0	0	0
Dec. 16	GB	8	6	2	0	0.0	0.0	0	0	0	0	0	0	0	0	0	0	0	0	0
Dec. 23	AT ARI	3	2	1	1	0.0	0.0	0	0	0	0	0	0	1	0	0	0	0	0	0
Dec. 30	AT DET	7	6	1	0	0.0	0.0	0	0	0	0	0	0	0	1	0	0	0	0	0
<b>TOTALS</b>		<b>92</b>	<b>66</b>	<b>26</b>	<b>4</b>	<b>0.0</b>	<b>0.0</b>	<b>0</b>	<b>4</b>	<b>45</b>	<b>45t</b>	<b>1</b>	<b>0</b>	<b>3</b>	<b>2</b>	<b>0</b>	<b>0</b>	<b>0</b>	<b>0</b>	

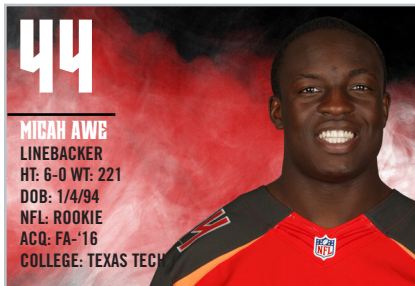
2011 (w/CHICAGO)

DATE	OPP	TACKLES							INTERCEPTIONS					FUMBLES			ST TACKLES			
		T	S	A	TFL	SK	YDS	QH	NO	YDS	LG	TD	PD	FF	FR	YDS	T	S	A	
Sept. 11	ATL	6	3	3	0	0.0	0.0	0	0	0	0	0	0	0	0	0	0	0	0	0
Sept. 18	AT NO	8	6	2	0	0.0	0.0	0	0	0	0	0	0	0	0	0	0	0	0	
Sept. 25	GB	Inactive																		
Oct. 2	CAR	9	7	2	0	0.0	0.0	0	0	0	0	0	0	0	0	0	0	0	0	
Oct. 10	AT DET	0	0	0	0	0.0	0.0	0	0	0	0	0	0	0	0	0	0	0	0	
Oct. 16	MIN	8	6	2	0	0.0	0.0	0	0	0	0	0	0	0	0	0	0	0	0	
Oct. 23	AT TB	Inactive																		
Nov. 7	AT PHI	4	3	1	0	0.0	0.0	0	1	36	36	0	0	0	0	0	0	0	0	
Nov. 13	DET	4	2	2	0	0.0	0.0	0	1	24	24t	1	1	0	0	0	0	0	0	
Nov. 20	SD	4	2	2	1	0.0	0.0	0	0	0	0	0	0	0	0	0	0	0	0	
Nov. 27	AT OAK	9	5	4	0	0.0	0.0	0	0	0	0	0	0	0	0	0	0	0	0	
Dec. 4	KC	6	5	1	0	0.0	0.0	1	0	0	0	0	1	0	0	0	0	0	0	
Dec. 11	AT DEN	Inactive																		
Dec. 18	SEA	Inactive																		
Dec. 25	AT GB	8	4	4	0	0.0	0.0	0	0	0	0	0	1	0	0	0	0	0	0	
Jan. 1	AT MIN	12	9	3	0	0.0	0.0	0	0	0	0	0	1	0	0	0	0	0	0	
<b>TOTALS</b>		<b>78</b>	<b>52</b>	<b>26</b>	<b>1</b>	<b>0.0</b>	<b>0.0</b>	<b>1</b>	<b>2</b>	<b>60</b>	<b>36</b>	<b>1</b>	<b>4</b>	<b>0</b>	<b>0</b>	<b>0</b>	<b>0</b>	<b>0</b>	<b>0</b>	

2010 (w/CHICAGO)

DATE	OPP	TACKLES							INTERCEPTIONS					FUMBLES			ST TACKLES		
		T	S	A	TFL	SK	YDS	QH	NO	YDS	LG	TD	PD	FF	FR	YDS	T	S	A
Sept. 12	DET	1	1	0	0	0.0	0.0	0	0	0	0	0	0	0	0	0	0	0	0
Sept. 19	AT DAL	0	0	0	0	0.0	0.0	0	0	0	0	0	0	0	0	0	0	0	0
Sept. 27	GB	Inactive																	
Oct. 3	AT NYG	Inactive																	
Oct. 10	AT CAR	Inactive																	
Oct. 17	SEA	Inactive																	
Oct. 24	WAS	Inactive																	
Nov. 7	AT BUF	1	0	1	0	0.0	0.0	0	0	0	0	0	0	0	0	0	0	0	0
Nov. 14	MIN	1	0	1	0	0.0	0.0	0	0	0	0	0	0	0	0	0	0	0	0
Nov. 18	AT MIA	3	3	0	0	0.0	0.0	0	0	0	0	0	0	0	0	0	0	0	0
Nov. 28	PHI	4	3	1	0	0.0	0.0	0	0	0	0	0	0	0	0	0	0	1	0
Dec. 5	AT DET	3	2	1	0	0.0	0.0	0	0	0	0	0	0	0	0	0	0	0	0
Dec. 12	NE	6	3	3	0	0.0	0.0	0	0	0	0	0	0	0	0	0	0	0	0
Dec. 20	AT MIN	4	3	1	0	0.0	0.0	0	0	0	0	0	0	0	0	0	0	0	0
Dec. 26	NYJ	8	3	5	0	0.0	0.0	0	0	0	0	0	0	0	0	0	0	2	0
Jan. 2	AT GB	0	0	0	0	0.0	0.0	0	0	0	0	0	0	0	0	0	0	0	0
<b>TOTALS</b>		<b>31</b>	<b>18</b>	<b>13</b>	<b>0</b>	<b>0.0</b>	<b>0.0</b>	<b>0</b>	<b>0</b>	<b>0</b>	<b>0</b>	<b>0</b>	<b>0</b>	<b>0</b>	<b>0</b>	<b>0</b>	<b>0</b>	<b>0</b>	<b>3</b>
<b>PLAYOFFS</b>																			
Jan. 16	SEA	2	2	0	0	0.0	0.0	0	0	0	0	0	1	0	0	0	0	0	0
Jan. 23	GB	5	5	0	0	0.0	0.0	0	0	0	0	0	0	0	0	0	0	1	0
<b>TOTALS</b>		<b>7</b>	<b>7</b>	<b>0</b>	<b>0</b>	<b>0.0</b>	<b>0.0</b>	<b>0</b>	<b>0</b>	<b>0</b>	<b>0</b>	<b>0</b>	<b>1</b>	<b>0</b>	<b>0</b>	<b>0</b>	<b>0</b>	<b>1</b>	<b>0</b>

## ROOKIE FREE AGENTS



### MICAH AWE

LINEBACKER

HT: 6-0 WT: 221

DOB: 1/4/94

NFL: ROOKIE

ACQ: FA-'16

COLLEGE: TEXAS TECH

### ACQUIRED BY BUCS:

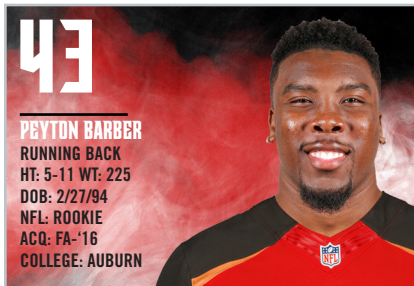
- x Signed by Tampa Bay as a college free agent on May 9, 2016.

### COLLEGE:

- x Played in 51 games at Texas Tech (2012-15), starting 17, recording 266 tackles, 11.5 tackles for loss, six passes defended, 1.5 sacks and one forced fumble.
- x Started all 13 games as a senior (2015), notched 126 tackles, 6.5 tackles for loss, two passes defended and one forced fumble.
- x Finished the season ranked second in the Big 12 in solo tackles per game (5.9) and total tackles per game (9.7).
- x Received All-Big 12 second team honors from the Associated Press and named honorable mention All-Big 12 by the conference coaches.
- x Started 4-of-12 games as a junior (2014), tallied 69 tackles, 3.0 tackles for loss, three passes defended and one sack.
- x Appeared in 13 games as a sophomore (2013), recording 58 tackles, 1.5 tackles for loss, one pass defended and a half-sack.
- x Played in all 13 games as a freshman (2012), totaling 13 tackles and 0.5 tackles for loss.
- x One of only two true freshmen to play for Texas Tech in 2012.
- x Majored in petroleum engineering.

### PERSONAL:

- x Attended Summit High School (Mansfield, Texas).
- x Rated as a three-star prospect by Rivals, Scout and ESPN.com.
- x Named to the DFW Class 4A all-area team, Class 4A District 7 first team and the Class 4A District 7 Defensive Most Valuable Player.
- x Son of Charles and Abigail Awe.
- x Born Micah Awe on January 4, 1994 in Lagos, Nigeria.



### PEYTON BARBER

RUNNING BACK

HT: 5-11 WT: 225

DOB: 2/27/94

NFL: ROOKIE

ACQ: FA-'16

COLLEGE: AUBURN

### ACQUIRED BY BUCS:

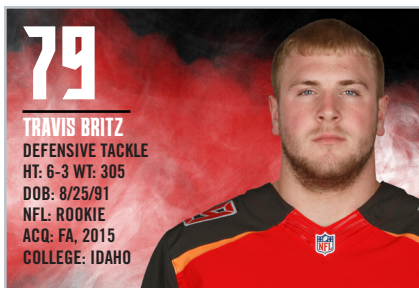
- x Signed by Tampa Bay as a college free agent on May 2, 2016.

### COLLEGE:

- x Started 13-of-19 games played at Auburn (2013-15), totaling 1,071 yards on 248 carries and 13 touchdowns.
- x Elected to forego his redshirt junior season and declare for the NFL Draft.
- x Started all 13 games as a redshirt sophomore (2015), totaling 1,017 yards on 238 carries and 13 touchdowns.
- x Totaled 120 yards and four touchdowns, including three in overtime, at Arkansas (10/24/15).
- x Rushed for 147 yards vs. San Jose State (10/3/15), totaling five touchdowns, the most scores by an Auburn player in a single game since 2003.
- x Appeared in six games as a redshirt freshman (2014), recording 54 yards on 10 carries.
- x Named to the SEC Academic Honor Roll and received Academic Top Tiger honors.
- x Majored in interdisciplinary studies.

### PERSONAL:

- x Attended Milton High School (Milton, Georgia).
- x Ranked as the No. 48 prospect and No. 32 running back in the state of Georgia by 247Sports.
- x Son of Ken and Lori Barber.
- x Born Peyton Barber on February 27, 1994.



79

**TRAVIS BRITZ**  
 DEFENSIVE TACKLE  
 HT: 6-3 WT: 305  
 DOB: 8/25/91  
 NFL: ROOKIE  
 ACQ: FA, 2015  
 COLLEGE: IDAHO

### ACQUIRED BY BUCS:

- × Signed by Tampa Bay as a college free agent on May 9, 2016.

### COLLEGE:

- × Started 36-of-47 games played at Kansas State (2012-15), totaling 111 tackles, 24.5 tackles for loss, 10.0 sacks, nine passes defended, five blocked kicks and one forced fumble.
- × His five career blocked kicks tied a school record.
- × Started all 13 games as a senior (2015), recording 41 tackles, 11.0 tackles for loss, 4.0 sacks and two passes defended, earning second-team All-Big 12 honors.
- × Named honorable mention All-Big 12 as a junior (2014), starting all 10 games played, tallying 27 tackles, 5.0 tackles for loss, 3.0 sacks, two passes defended and one blocked kick.
- × As a sophomore (2013), started all 13 games, recording 37 tackles, 6.5 tackles for loss, four passes defended, four blocked kicks and 3.0 sacks.
- × His four blocked kicks led the nation as well as tied for the second-most in a single season in school history.
- × Appeared in 10 games as a true freshman (2012), totaling six tackles, 2.0 tackles for loss, one forced fumble and one pass defended.
- × Majored in secondary education.

### PERSONAL:

- × Attended Harrisonville High School (Harrisonville, Missouri).
- × Named to the All-State first-team by the Missouri Coaches Association and Missouri Sports Writers Association as well as the All-Metro first-team by the Kansas City Star.
- × A MaxPreps second-team All American selection A two-time All-Missouri River Valley honoree.
- × Named the Class 4 Defensive MVP in 2011.
- × Finished fourth in the state wrestling championships in 2011.
- × Son of Thomas and Janice Britz.
- × Born Travis Wayne Britz on January 26, 1994 in Kansas City Missouri.



46

**KIVON CARTWRIGHT**  
 TIGHT END  
 HT: 6-4 WT: 245  
 DOB: 3/3/92  
 NFL: ROOKIE  
 ACQ: FA-'16  
 COLLEGE: COLORADO STATE

### ACQUIRED BY BUCS:

- × Signed by Tampa Bay as a college free agent on May 2, 2016.

### COLLEGE:

- × Started 34-of-45 games at Colorado State (2011-15), recording 75 receptions for 1,136 yards and 11 touchdowns.
- × Started 12-of-13 games played as a senior (2015), tallying 18 receptions for 279 yards and two touchdowns, receiving honorable-mention All-Mountain West Conference honors.
- × Redshirted in 2014 after sustaining a season-ending injury in a season-opening win vs. Colorado.
- × Named to the preseason 2014 John Mackey Award watch list, which is awarded to the best tight end in college football.
- × Started 11-of-14 games played as a junior (2013), catching 27 passes for 462 yards and six touchdowns.
- × His six touchdown receptions were tied for the most on the team and ranked third by tight ends in the Football Bowl Subdivision (FBS).
- × Received honorable-mention All-Mountain West Conference honors following his junior season (2013).
- × Started 11-of-12 games as a sophomore (2012), totaling 26 receptions for 310 yards and three touchdowns.
- × Played in six games as a freshman (2011), catching three passes for 63 yards.
- × Earned academic All-MWC honors following his freshman season.

### PERSONAL:

- × Attended Pueblo South High School (Pueblo, Colorado).
- × An all-city and first-team all-conference selection.
- × Earned honorable-mention all-state recognition as a linebacker.
- × Son of Pam Cartwright.
- × Born Kivon DeAnte Cartwright on March 3, 1992 in Oahu, Hawaii.



45

**ALAN CROSS****TIGHT END****HT: 6-1 WT: 235****DOB: 5/2/93****NFL: ROOKIE****ACQ: FA-'16****COLLEGE: MEMPHIS****ACQUIRED BY BUCS:**

- x Signed by Tampa Bay as a college free agent on May 2, 2016.

**COLLEGE:**

- x Started 42-of-49 games at Memphis (2012-15), recording 90 receptions for 1,050 yards and 14 touchdowns, as well as one rushing touchdown.
- x Recipient of the Zach Curlin Award as the Athletic Department's Top Male Student-Athlete in 2016.
- x His 14 receiving touchdowns ranked as the most by a tight end in Memphis history.
- x Started 12-of-13 games as a senior (2015), totaling 25 receptions for 229 yards and three touchdowns.
- x Included on the Mackey Award watch list, awarded annually to college football's most outstanding tight end.
- x Served as one of the team's two team captains for each game of the 2015 season.
- x Named to Athlon Sports' Preseason American Athletic Conference (AAC) first team ahead of the 2015 season.
- x Started 11-of-13 games as a junior (2014), tallying 28 catches for 373 yards and four touchdown receptions.
- x Received AAC All-Academic First Team honors.
- x Started 10-of-11 games played as a sophomore (2013), recording 14 receptions for 147 yards and two touchdowns.
- x Was a 2013 preseason All-AAC selection by Athlon Sports.
- x Started 10-of-12 games as a freshman (2012), totaling 23 receptions for 301 yards and a team-high five touchdown receptions.
- x Selected to the Conference USA All-Conference team in 2012.
- x Graduated with a degree in chemistry.

**PERSONAL:**

- x Attended Millington High School (Millington, Tennessee).
- x Selected to participate in the AutoZone Liberty Bowl High School All-Star Game.
- x Also played baseball and basketball.
- x Son of Brad Cross.
- x Born Alan Cross on May 2, 1993 in Memphis, Tennessee.



35

**JAVIEN ELLIOTT****TACKLE****HT: 5-11 WT: 176****DOB: 7/18/93****NFL: ROOKIE****ACQ: FA-'16****COLLEGE: FLORIDA STATE****ACQUIRED BY BUCS:**

- x Signed by Tampa Bay as a college free agent on May 26, 2016.

**COLLEGE:**

- x Appeared in 12 games as a senior (2015), starting six, recording 37 tackles, 4.0 tackles for loss, four passes defended, two forced fumbles, one sack and one interception.
- x Nominated for the Burlsworth Trophy, awarded to the nation's top player that began his career as a walk-on.
- x Joined Florida State's football team as a walk-on in the spring of 2014.

**PERSONAL:**

- x Attended Rutherford City High School (Panama City, FL).
- x Born Javien Elliott on July 18, 1993.



65

**TAYLOR FALLIN**

**TACKLE**  
 HT: 6-6 WT: 330  
 DOB: 12/2/92  
 NFL: ROOKIE  
 ACQ: FA-'16  
 COLLEGE: MEMPHIS

**ACQUIRED BY BUCS:**

- × Signed by Tampa Bay as a college free agent on May 2, 2016.

**COLLEGE:**

- × Spent four seasons at Memphis (2012-15), starting 35-of-44 games played.
- × Started 11 games as a senior (2015), blocking for a Memphis offense that set a single season school record with 6,330 yards of total offense and ranked 11th in the NCAA in scoring offense (40.2 points/game).
- × Earned first-team All-American Athletic Conference (AAC) honors as a senior.
- × Started 12-of-13 games played as a junior (2014), helping Memphis capture their first conference title since 1971 and their first 10-win season since 1938.
- × As a sophomore (2013), started 10 games, helping lead an offense that ranked fourth in the AAC in Red Zone Efficiency.
- × Appeared in eight games as a freshman (2012), earning Conference USA All-Freshman Team honors.
- × Majored in interdisciplinary studies.

**PERSONAL:**

- × Attended Hargrave Military Academy (Chatham, Virginia).
- × Did not start playing football until his junior year.
- × Son of Jacqueline Mays and Allen Fallin.
- × Born Taylor Fallin on November 2, 1992 in Washington, D.C.



44

**RUSSELL HANSBROUGH**

**RUNNING BACK**  
 HT: 5-9 WT: 195  
 DOB: 11/19/93  
 NFL: ROOKIE  
 ACQ: FA-'16  
 COLLEGE: MISSOURI

**ACQUIRED BY BUCS:**

- × Signed by Tampa Bay as a college free agent on May 2, 2016.

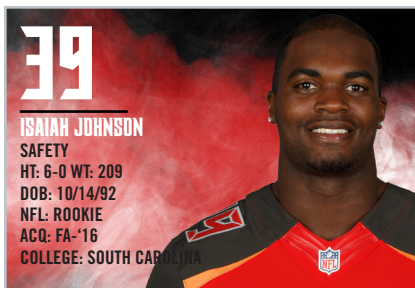
**COLLEGE:**

- × Played in 48 games, with 14 starts, at Missouri (2012-15), totaling 467 carries for 2,344 yards and 15 touchdowns, as well as catching 30 passes for 128 yards.
- × His 2,344 career rushing yards ranked 10th all-time in Missouri history.
- × Started all 11 games played as a senior (2015), tallying 436 yards on 111 carries and one touchdown as well as 17 receptions for 59 yards.
- × Finished second on the team with 465 all-purpose yards.
- × Appeared in 14 games as a junior (2014), rushing for 1,084 yards and 10 touchdowns on 205 carries finishing the season ranked sixth in the Southeastern Conference in total yards (1,048) and seventh in rushing yards per game (77.4).
- × Earned SEC Offensive Player of the Week and National Tailback of the Week following his 199-yard performance at Texas A&M (12/15/14), a mark that ranks 10th in school history for rushing yards in a single game.
- × Finished the season ranked sixth in the Southeastern Conference in total yards (1,048) and seventh in rushing yards per game (77.4).
- × Appeared in 14 games as a sophomore (2013), carrying the ball 114 times for 685 yards and four touchdowns.
- × Played in nine games as a freshman (2012), rushing for 139 yards on 37 attempts as well as returning one kick for 56 yards.

**PERSONAL:**

- × Attended Bowie High School (Arlington, Texas).
- × Two-time first-team 4-5A All-District selection.
- × Named the district 4-5A Newcomer of the Year during his sophomore year.
- × Son of Doug and Janice Hansbrough.
- × Born Russell Hansbrough on November 19, 1993 in Arlington, Texas.





### ACQUIRED BY BUCS:

- × Signed by Tampa Bay as a college free agent on May 2, 2016.

### COLLEGE:

- × Started all 36 Division I games in which he appeared (2013-15), recording 222 tackles and seven interceptions.
- × Started all 12 games as a senior at South Carolina (2015), recording 74 tackles, three passes defended, 1.5 tackles for loss and one interception.
- × Named one of six permanent team captains.
- × Transferred to South Carolina in 2015 after graduating from Kansas with a degree in sociology.
- × Started 12 games as a redshirt junior at Kansas (2014), tallying 75 tackles, two passes defended and one interception.
- × Earned Midseason All-Big 12 second team honors from Phil Steele Magazine.
- × Finished the season as the team's second-leading tackler with 75.
- × Started 12-of-12 games played as a sophomore (2013), recording 73 tackles, five interceptions and 3.0 tackles for loss.
- × Received All-Big 12 honorable mention honors and was named 2013 Big 12 Defensive Newcomer of the Year as voted on by the conference coaches.
- × Played at Iowa Western Community College as a freshman (2012), recording 41 tackles and eight interceptions, helping to lead Iowa Western to a NJCAA National Championship.
- × Named to the first team All-Midwest Football Conference and earned honorable mention All-America recognition.
- × Majored in communication studies.

### PERSONAL:

- × Attended Panther Creek High School (Cary, North Carolina).
- × Named second-team All-Conference as a senior.
- × Also competed in basketball.
- × Born Isaiah Jonson on October 14, 1992 in Cary, North Carolina.



### ACQUIRED BY BUCS:

- × Signed by Tampa Bay as a college free agent on May 2, 2016.

### COLLEGE:

- × Appeared in 15 games in two seasons at Louisville (2014-15).
- × Played in seven games as a senior (2015), making his first career start vs. Samford (9/26/15).
- × As a junior (2014), appeared in eight games, mainly on special teams.
- × Played one season, starting all 10 games, at ASA College (2013) prior to transferring to Louisville.
- × Named an All-Northeast Conference selection.
- × Spent two seasons at Virginia (2011-12), where he appeared in four games as a true freshman before redshirting in 2012.
- × Majored in criminal justice.

### PERSONAL:

- × Attended DeMatha Catholic High School (Hyattsville, Maryland).
- × Received a three-star rating from Scout, Rivals and ESPN.com.
- × Named to the Gazette All-County second-team and ESPN RISE second-team All-Big School for Maryland.
- × Selected to participate in the 2010 Crab Bowl.
- × Also competed in basketball.
- × Son of Cheryl Johnson.
- × Born Kelby Johnson on March 14, 1993 in Bowie, Maryland.



75

**DAVONTE LAMBERT**

**DEFENSIVE TACKLE**  
 HT: 6-2 WT: 282  
 DOB: 6/28/93  
 NFL: ROOKIE  
 ACQ: FA-'16  
 COLLEGE: AUBURN

**ACQUIRED BY BUCS:**

- × Signed by Tampa Bay as a college free agent on May 2, 2016.

**COLLEGE:**

- × Started 17-of-23 games played at Auburn (2014-15), recording 48 tackles, 9.5 tackles for loss, 4.5 sacks, three passes defended and one forced fumble.
- × As a senior (2015), started 8-of-12 games played, tallying 24 tackles, 2.5 tackles for loss, 1.0 sack and one pass defended.
- × Named to the 2016 Senior Bowl watch list.
- × Played in 11 games with nine starts as a junior (2014), totaling 24 tackles, 7.0 tackles for loss, a team-leading 3.5 sacks, two passes defended and one forced fumble.
- × Transferred to Auburn from Georgia Military College following his sophomore season (2013).
- × Ranked as 247sports No. 1 JUCO strong side defensive end and No. 6 defensive lineman.
- × Recorded 36 tackles, 8.0 sacks and four fumble recoveries while helping lead Georgia Military College to the 2013 NJCAA national championship game during his sophomore season (2013).
- × As a freshman (2012), recorded 27 tackles, 7.0 tackles for loss and 2.0 sacks.

**PERSONAL:**

- × Attended Burke County High School (Waynesboro, Georgia).
- × Earned Area Defensive Player of the Year honors while leading his team to the 2011 AAA state championship.
- × State champion in the shot put and runner-up in the discus.
- × Augusta Chronicle Boy's Track and Field Athlete of the Year.
- × Son of Tammy Lambert.
- × Born Davonte Lambert on June 26, 1993 in Keysville, Georgia.



49

**CASSANOVA MCKINZY**

**LINEBACKER**  
 HT: 6-3 WT: 253  
 DOB: 11/17/92  
 NFL: ROOKIE  
 ACQ: FA-'16  
 COLLEGE: AUBURN

**ACQUIRED BY BUCS:**

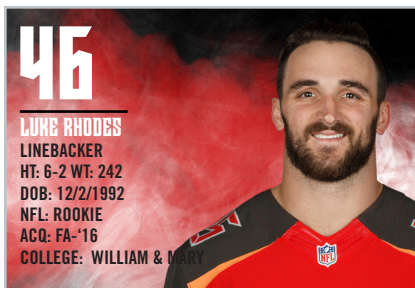
- × Signed by Tampa Bay as a college free agent on May 2, 2016.

**COLLEGE:**

- × Started 37-of-47 games played at Auburn (2012-15), recording 263 tackles, 29.5 tackles for loss, 8.5 sacks, three forced fumbles, two fumble recoveries, two interceptions and two passes defended.
- × As a senior (2015), started 10-of-13 games played, totaling 74 tackles, 10 tackles for loss, 5.0 sacks, one forced fumble and one pass defended, receiving second-team All-Southeastern Conference (SEC) honors as voted on by the SEC media.
- × Named to the Bronko Nagurski Trophy, Bednarik Award, Rotary Lombardi Award, Butkus Award and Senior Bowl watch lists.
- × Started 12-of-13 games played as a junior (2014), tallying 91 tackles, 11 tackles for loss, 1.5 sacks, one forced fumble, one fumble recovery and an interception.
- × Named to the preseason All-SEC third team by the SEC media and Athlon Sports.
- × As a sophomore (2013), recorded a team leading 75 tackles, 8.0 tackles for loss, 2.0 sacks, one pass defended and one interception.
- × Led the team with nine tackles in the 2013 BCS National Championship game.
- × Appeared in eight games as a true freshman (2012), tallying 23 tackles, one forced fumble, one fumble recovery and 0.5 tackles for loss.
- × Graduated with a degree in public administration.

**PERSONAL:**

- × Attended Woodlawn High School (Birmingham, Alabama).
- × Selected to the ESPN All-Alabama Football Team prior to his senior season.
- × Received honorable mention 5A Alabama Sports Writers Association All-State team honors.
- × Selected to participated in the 2012 Offense-Defense All-America Game.
- × Son of Joann Brown and Charles Drake.
- × Born Cassanova Mckinzy on November 17, 1992 in Birmingham, Alabama.

**46****LUKE RHODES****LINEBACKER****HT: 6-2 WT: 242****DOB: 12/2/1992****NFL: ROOKIE****ACQ: FA-'16****COLLEGE: WILLIAM & MARY****ACQUIRED BY BUCS:**

- x Signed by Tampa Bay as a college free agent on May 2, 2016.

**COLLEGE:**

- x Started 45-of-47 games played at William & Mary, (2012-15), finishing with 341 tackles, 20 tackles for loss, 19 passes defended, six forced fumbles, two fumble recoveries and one interception.
- x Three-time first-team All-Colonial Athletic Association (CAA) selection, while earning Virginia Sports Information Directors (VaSID) All-State honors all three seasons.
- x Started all 12 games as a senior (2015), tallying 78 tackles, 5.5 for a loss, four passes defended, two forced fumbles and one fumble recovery.
- x Only Football Championship Series (FCS) player named to the Butkus Award Watch List.
- x Invited to participate in the NFLPA Collegiate Bowl.
- x As a junior (2014), started all 12 games, notching 93 tackles, 7.5 tackles for loss, five passes defended, 4.0 sacks, one forced fumble and one fumble recovery.
- x Earned the team's John A. Stewart Winter Warrior Award for his work on the field and in the off-season training program.
- x As a sophomore (2013), started all 12 games, totaling 98 tackles, seven passes defended, 3.0 tackles for loss, two forced fumbles, 1.5 sacks and one interception.
- x Started 9-of-11 games played as a redshirt freshman (2012), recording 72 tackles, 4.0 tackles for loss, three passes defended and one forced fumble.
- x Named to the Jerry Rice Award Watch List, awarded to the most outstanding freshman player in the FCS.
- x Selected as the William & Mary Quarterback Club Rookie of the Year.

**PERSONAL:**

- x Attended Hollidaysburg Area High School (Hollidaysburg, Pennsylvania).
- x Graduated with school records in both touchdowns and points scored.
- x Two-time Pennsylvania Sports Writers Class 3A All-State second team selection.
- x Son of Doug and Margaret Rhodes.
- x Born Luke Rhodes on December 2, 1992.

**41****ELIJAH SHUMATE****SAFETY****HT: 6-0 WT: 224****DOB: 01/12/94****NFL: ROOKIE****ACQ: FA-'16****COLLEGE: NOTRE DAME****ACQUIRED BY BUCS:**

- x Signed by Tampa Bay as a college free agent on May 2, 2016.

**COLLEGE:**

- x Played in 48 games, starting 27, at Notre Dame (2012-15), recording 168 tackles, 10.0 tackles for loss, two interceptions, 1.0 sack and one fumble recovery.
- x Started all 13 games as a senior (2015), totaling 70 tackles, 6.5 tackles for loss, two passes defended and one interception.
- x As a junior (2014), started 11-of-13 games played, recording 66 tackles, 2.5 tackles for loss, 1.0 sack and one fumble recovery.
- x Named the FBS Independent Defensive Player of the Week, College Sports Madness Independent Defensive Player of the Week and Jim Thorpe Honorable Mention Defensive Back of the Week for his performance against Michigan (9/6/14), where he recorded 10 tackles, one interception and one pass defended.
- x Played in nine games, starting four, as a sophomore (2013), recording 23 tackles, 1.0 tackle for loss, and one pass defended.
- x Appeared in all 13 games as a freshman (2012), tallying nine tackles and three passes defended.
- x Majored in film, television and theatre.

**PERSONAL:**

- x Attended Don Bosco Prep High School (Ramsey, New Jersey).
- x Ranked as the No. 4 safety in the country by Scout.com, No. 6 by 247Sports and No. 8 by Rivals.com.
- x Earned for the first-team all-state honors.
- x Also competed in Track and Field.
- x Son of Maurice and Debra Shumate.
- x Born Elijah Shumate on January 12, 1994 in East Orange, New Jersey.



71

**CHANNING WARD**

DEFENSIVE END

HT: 6-4 WT: 279

DOB: 9/17/92

NFL: ROOKIE

ACQ: FA-'16

COLLEGE: OLE MISS

**ACQUIRED BY BUCS:**

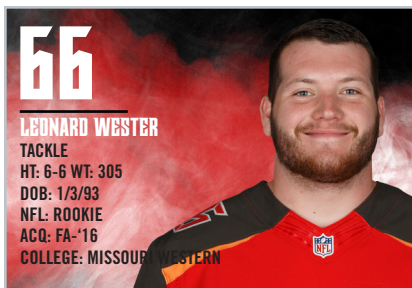
- × Signed by Tampa Bay as a college free agent on May 2, 2016.

**COLLEGE:**

- × Appeared in 52 games at Ole Miss (2012-15), recording 110 tackles, 13 tackles for loss, 6.5 sacks, six forced fumbles and three passes defended.
- × Started 4-of-13 games played as a senior (2015), totaling 35 tackles, 6.5 tackles for loss, 3.0 sacks, three passes defended and one forced fumble.
- × As a junior (2014), posted 30 tackles, 3.0 tackles for loss, three forced fumbles and 2.5 sacks in 13 games played.
- × His three forced fumbles tied for the second most in the Southeastern Conference (SEC).
- × Played in 13 games as a sophomore (2013), recording 24 tackles, 2.0 tackles for loss, 1.0 sack and finished the season tied for seventh in the SEC with two forced fumbles.
- × Played in all 13 games as a freshman (2012), tallying 21 tackles and 1.5 tackles for loss.
- × Majored in criminal justice.

**PERSONAL:**

- × Attended Aberdeen High School (Aberdeen, Mississippi).
- × An Under Armour All-America selection and two-time first-team All-State honoree.
- × Rated as the No. 5 defensive end in the nation by ESPN.com and the No. 4 defensive end by Rivals.com.
- × Named the Defensive Player of the Year by the Mississippi Association of Coaches as a junior.
- × Son of Cora Ward and Bob Evans.
- × Born Channing Jevante Ward on September 17, 1992 in Aberdeen, Mississippi.



66

**LEONARD WESTER**

TACKLE

HT: 6-6 WT: 305

DOB: 1/3/93

NFL: ROOKIE

ACQ: FA-'16

COLLEGE: MISSOURI WESTERN

**ACQUIRED BY BUCS:**

- × Signed by Tampa Bay as a college free agent on May 2, 2016.

**COLLEGE:**

- × Started 30-of-40 games played at Missouri Western (2012-15).
- × Was a four-time Mid-American Intercollegiate Athletic Association (MIAA) Academic Honor Roll selection, two-time MIAA Scholar Athlete award recipient and two-time honorable-mention All-MIAA.
- × Started all 11 games as a senior (2015), helping block for an offense that led the MIAA in scoring (41.5 points per game).
- × As a junior (2014), started all 11 games at left tackle for the Griffons.
- × As a sophomore (2013), started all eight games played, helping block for an offense that averaged 220.6 rushing yards per game and 5.1 yards per carry.
- × Appeared in 10 games his freshman season (2012).

**PERSONAL:**

- × Attended Mt. Pleasant Community High School (Mt. Pleasant, Iowa).
- × Named first-team all-district in 2010 and honorable mention all-district in 2009.
- × Son of Herb Wester.
- × Born Leonard Wester on January 3, 1993 in Mt. Union, Iowa.

# 2016 ALPHABETICAL ROSTER

No.	Name	Pos.	Ht.	Wt.	Birthdate	NFL Exp.	College	Hometown	14 GP/GS.
38	Adjei-Barimah, Jude	CB	5-11	200	7/21/1992	2	Bowling Green	Columbus, OH	13/7
19	Aguayo, Roberto	K	6-0	207	5/17/1994	R	Florida State	Mascotte, FL	0/0
58	Alexander, Kwon	LB	6-1	227	8/3/1994	2	LSU	Oxford, AL	12/12
61	Allen, Josh	OL	6-3	315	12/30/1991	1	Louisiana-Monroe	Cedar Hill, TX	0/0
9	Anger, Bryan	P	6-3	205	10/6/1988	5	California	Camarillo, CA	16/0*
44	Awe, Micah	LB	6-0	221	1/4/1994	R	Texas Tech	Arlington, TX	0/0
91	Ayers Jr., Robert	DE	6-3	275	9/6/1985	8	Tennessee	Jersey City, NJ	12/11*
27	Banks, Johnthan	CB	6-2	185	10/3/1989	4	Mississippi State	Maben, MS	14/7
43	Barber, Peyton	RB	5-11	225	2/27/1994	R	Auburn	Alpharetta, GA	0/0
80	Bell, Kenny	WR	6-1	197	2/25/1992	2	Nebraska	Boulder, CO	0/0
77	Benenoch, Caleb	T	6-5	305	8/8/1994	R	UCLA	Katy, TX	0/0
59	Bond, Devante	LB	6-1	236	7/3/1993	R	Oklahoma	Sacramento, CA	0/0
84	Brate, Cameron	TE	6-5	235	7/3/1991	2	Harvard	Naperville, IL	14/5
79	Britz, Travis	DT	6-4	293	1/26/1994	R	Kansas City	Harrisonville, MO	0/0
90	Brown, Kourtnei	DE	6-4	253	4/17/1989	2	Clemson	Charlotte, NC	5/0*
46	Cartwright, Kivon	TE	6-4	245	3/3/1992	R	Colorado State	Pueblo, CO	0/0
78	Cherilus, Gosder	T	6-7	316	6/28/1984	9	Boston College	Somerville, MA	13/13
23	Conte, Chris	S	6-2	203	2/23/1989	6	California	Los Angeles, CA	14/13
45	Cross, Alan	TE	6-1	235	5/2/1993	R	Memphis	Millington, TN	0/0
54	David, Lavonte	LB	6-1	233	1/23/1990	5	Nebraska	Miami, FL	16/16
14	Davis, Andre	WR	6-1	211	9/1/1993	1	South Florida	Tampa, FL	0/0
48	DePaola, Andrew	LS	6-2	230	7/28/1987	3	Rutgers	Parkton, MD	16/0
69	Dotson, Demar	T	6-9	315	10/11/1985	8	Southern Miss	Alexandria, LA	6/3
17	Dye Jr., Donteea	WR	6-0	195	8/20/1993	2	Heidelberg	Fairfield, OH	10/5
35	Elliott, Javien	CB	5-11	176	7/18/1993	R	Florida State	Panama City, FL	0/0
13	Evans, Mike	WR	6-5	231	8/21/1993	3	Texas A&M	Galveston, TX	15/14
65	Fallin, Taylor	T	6-6	330	11/2/1992	R	Memphis	Bowie, MD	0/0
70	Francis, A.J.	DT	6-5	330	5/7/1990	3	Maryland	Washington, DC	0/0
52	George, Jeremiah	LB	5-11	234	1/24/1992	3	Iowa State	Clearwater, FL	15/0
92	Gholston, William	DL	6-6	281	7/31/1991	4	Michigan State	Detroit, MI	16/11
53	Glanton, Adarius	LB	6-1	230	9/21/1990	3	Florida Atlantic	Lakeland, FL	5/0
8	Glennon, Mike	QB	6-6	225	12/12/1989	4	North Carolina State	Centreville, VA	0/0
72	Gottschalk, Ben	C	6-5	293	2/15/1992	1	SMU	Sherman Oaks, CA	0/0
4	Griffin, Ryan	QB	6-5	210	11/17/1989	3	Tulane	Westlake Village, CA	0/0
24	Grimes, Brent	CB	5-10	185	7/19/1983	10	Shippensburg	Philadelphia, PA	15/15*
44	Hansbrough, Russell	RB	5-9	195	11/19/1993	R	Missouri	Arlington, TX	0/0
28	Hargreaves III, Vernon	CB	5-10	204	6/3/1995	R	Florida	Tampa, FL	0/0
68	Hawley, Joe	C	6-3	302	10/22/1988	7	UNLV	Bakersfield, CA	15/14
11	Humphries, Adam	WR	5-11	195	6/24/1993	2	Clemson	Spartanburg, SC	12/0
83	Jackson, Vincent	WR	6-5	230	1/14/1983	12	Northern Colorado	Colorado Springs, CO	10/9
25	James, Mike	RB	5-10	223	4/13/1991	4	Miami (FL)	Haines City, FL	0/0
94	Johnson, George	DE	6-4	265	12/11/1987	5	Rutgers	Glassboro, NJ	11/5
39	Johnson, Isaiah	S	6-0	209	10/14/1992	R	South Carolina	Cary, NC	0/0
67	Johnson, Kelby	T	6-7	301	3/14/1993	R	Louisville	Bowie, MD	0/0
36	Johnson, Storm	RB	6-0	216	7/10/1992	2	UCF	Loganville, GA	0/0
95	Jones, Howard	DE	6-4	238	2/10/1990	2	Shepherd	Woodbridge, VA	12/5
50	Keyes, Josh	LB	6-2	223	1/23/1993	2	Boston College	Ghent, NY	7/0
10	Krause, Jonathan	WR	5-11	190	1/18/1992	2	Vanderbilt	Shelville, GA	2/0*
75	Lambert, DaVonte	DT	6-2	282	6/23/1994	R	Auburn	Keysville, GA	0/0
6	Lefevour, Dan	QB	6-3	230	3/19/1987	2	Central Michigan	Downers Grove, IL	0/0
74	Marpet, Ali	G	6-4	307	4/17/1993	2	Hobart	Hastings-on-Hudson, NY	13/13
22	Martin, Doug	RB	5-9	223	1/13/1989	5	Boise State	Oakland, CA	16/16
16	Martino, Freddie	WR	6-0	195	9/7/1991	1	North Greenville	North, SC	0/0

ADMINISTRATION

PLAYERS

2015 REVIEW

HISTORY

RECORDS

SIDELINES

## 2016 ALPHABETICAL ROSTER (CONT.)

96	Matthews, Cliff	DT	6-4	268	8/5/1989	5	South Carolina	Cheraw, SC	0/0
93	McCoy, Gerald	DT	6-4	300	2/25/1988	7	Oklahoma	Oklahoma City, OK	15/15
98	McDonald, Clinton	DT	6-2	297	1/6/1987	8	Memphis	Jacksonville, AR	6/6
30	McDougald, Bradley	S	6-1	209	11/15/1990	4	Kansas	Dublin, OH	16/15
33	McFadden, Kimario	S	5-11	210	4/13/1991	1	South Carolina State	Riverdale, GA	3/0
49	McKinzy, Cassanova	LB	6-3	253	11/17/1992	R	Auburn	Birmingham, AL	0/0
18	Murphy, Louis	WR	6-2	200	5/11/1987	8	Florida	St. Petersburg, FL	6/1
82	Myers, Brandon	TE	6-3	256	9/4/1985	8	Iowa	Prairie City, IA	11/5
64	Pamphile, Kevin	T	6-5	310	11/27/1990	3	Purdue	Miami, FL	16/2
15	Reedy, Bernard	WR	5-9	175	12/31/1991	1	Toledo	St. Petersburg, FL	0/0
46	Rhodes, Luke	LB	6-2	242	12/2/1992	R	William & Mary	Hollidaysburg, PA	0/0
26	Robinson, Josh	CB	5-10	200	1/8/1991	5	UCF	Sunrise, FL	5/0*
32	Ross, Joel	CB	5-10	190	6/12/1992	1	Appalachian State	Damascus, MD	0/0
5	Schum, Jacob	P	5-11	211	1/21/1989	2	Buffalo	Hamburg, NY	16/0
87	Seferian-Jenkins, Austin	TE	6-5	262	9/29/1992	3	Washington	Fox Island, WA	7/3
89	Shepard, Russell	WR	6-1	195	9/17/1990	4	LSU	Houston, TX	13/2
41	Shumate, Elijah	S	6-0	224	1/12/1994	R	Notre Dame	East Orange, NJ	0/0
34	Sims III, Charles	RB	6-0	211	9/19/1990	3	West Virginia	Houston, TX	16/0
51	Smith, Daryl	LB	6-2	250	3/14/1982	13	Georgia Tech	Albany, GA	16/16*
76	Smith, Donovan	T	6-6	338	6/23/1993	2	Penn State	Owings Mills, MD	16/16
62	Smith, Evan	OL	6-2	308	7/19/1986	7	Idaho State	Salinas, CA	9/5
56	Smith, Jacques	DE	6-2	260	3/18/1990	3	Missouri	Dallas, TX	12/11
29	Smith, Ryan	CB	5-11	189	9/7/1993	R	North Carolina Central	Upper Marlboro, MD	0/0
97	Spence, Akeem	DT	6-1	307	11/29/1991	4	Illinois	Fort Walton Beach, FL	8/7
57	Spence, Noah	DE	6-2	251	1/8/1994	R	Eastern Kentucky	Harrisburg, PA	0/0
85	Spencer, Evan	WR	6-2	208	5/26/1993	1	Ohio State	Vernon Hills, IL	1/0
88	Stocker, Luke	TE	6-5	253	7/17/1988	6	Tennessee	Berea, KY	14/14
73	Sweezy, J.R.	G	6-5	298	4/8/1989	5	North Carolina State	Mooresville, NC	15/15*
37	Tandy, Keith	S	5-10	205	2/12/1989	5	West Virginia	Hopkinsville, KY	14/2
21	Verner, Alterraun	CB	5-10	187	12/13/1988	7	UCLA	Lakewood, CA	16/6
86	Vitale, Danny	TE	6-2	239	10/26/1993	R	Northwestern	Wheaton, IL	0/0
71	Ward, Channing	DE	6-4	279	9/17/1992	R	Mississippi	Aberdeen, MS	0/0
81	Westbrook, Tevin	TE	6-5	237	2/17/1993	1	Florida	Coconut Creek, FL	0/0
66	Wester, Leonard	T	6-6	305	1/3/1993	R	Missouri Western	Mt. Union, IA	0/0
3	Winston, Jameis	QB	6-4	231	1/6/1994	2	Florida State	Bessemer, AL	16/16
31	Wright, Major	S	5-11	204	7/1/1988	7	Florida	Miramar, FL	9/2

\* Anger played 16 games with Jacksonville last season; Ayers Jr. played 12 games with N.Y. Giants last season; Brown played one game with Houston last season; Grimes played 15 games with Miami last season; Krause played two games with Philadelphia last season; Robinson played five games with Minnesota last season; Smith played 16 games with Baltimore last season; Sweezy played 15 games with Seattle last season.

## COACHING STAFF

Head Coach: Dirk Koetter

Assistant Coaches: Nate Kaczor (special teams coordinator); Todd Monken (offensive coordinator/wide receivers); Mike Smith (defensive coordinator); Mike Bajakian (quarterbacks); Butch Barry (assistant offensive line); Dave Borgonzi (defensive quality control); Mark Duffner (linebackers); Jon Embree (tight ends); Jay Hayes (defensive line); Jon Hoke (secondary); Dave Kennedy (head strength and conditioning); Brett Maxie (defensive backs); Carlos Polk (assistant special teams); Tim Spencer (running backs); Paul Spicer (assistant defensive line); Ben Steele (offensive quality control); Joe Vaughn (assistant strength and conditioning); Chad Wade (assistant strength and conditioning); George Warhop (run game coordinator/offensive line); Andrew Weidinger (assistant wide receivers/game management)

# 2016 NUMERICAL ROSTER

No.	Name	Pos.	No.	Name	Pos.	No.	Name	Pos.
3	Jameis Winston	QB	36	Storm Johnson	RB	70	A.J. Francis	DT
4	Ryan Griffin	QB	37	Keith Tandy	S	71	Channing Ward	DE
5	Jacob Schum	P	38	Jude Adjei-Barimah	CB	72	Ben Gottschalk	C
6	Dan LeFevour	QB	39	Isaiah Johnson	S	73	J.R. Sweezy	G
8	Mike Glennon	QB	41	Elijah Shumate	S	74	Ali Marpet	G
9	Bryan Anger	P	43	Peyton Barber	RB	75	DaVonte Lambert	DT
10	Jonathan Krause	WR	44	Micah Awe	LB	76	Donovan Smith	T
11	Adam Humphries	WR	44	Russell Hansbrough	RB	77	Caleb Benenoch	T
13	Mike Evans	WR	45	Alan Cross	TE	78	Gosder Cherilus	T
14	Andre Davis	WR	46	Kivon Cartwright	TE	79	Travis Britz	DT
15	Bernard Reedy	WR	46	Luke Rhodes	LB	80	Kenny Bell	WR
16	Freddy Martino	WR	48	Andrew DePaola	LS	81	Tevin Westbrook	TE
17	Donteea Dye Jr.	WR	49	Cassanova McKinzy	LB	82	Brandon Myers	TE
18	Louis Murphy	WR	50	Josh Keyes	LB	83	Vincent Jackson	WR
19	Roberto Aguayo	K	51	Daryl Smith	LB	84	Cameron Brate	TE
21	Alterraun Verner	CB	52	Jeremiah George	LB	85	Evan Spencer	WR
22	Doug Martin	RB	53	Adarius Glanton	LB	86	Danny Vitale	FB
23	Chris Conte	S	54	Lavonte David	LB	87	Austin Seferian-Jenkins	TE
24	Brent Grimes	CB	56	Jacques Smith	DE	88	Luke Stocker	TE
25	Mike James	RB	57	Noah Spence	DE	89	Russell Shepard	WR
26	Josh Robinson	CB	58	Kwon Alexander	LB	90	Kourtnei Brown	DE
27	Johnthan Banks	CB	59	Devante Bond	LB	91	Robert Ayers Jr.	DE
28	Vernon Hargreaves III	CB	61	Josh Allen	OL	92	William Gholston	DL
29	Ryan Smith	DB	62	Evan Smith	OL	93	Gerald McCoy	DT
30	Bradley McDougald	S	64	Kevin Pamphile	T	94	George Johnson	DE
31	Major Wright	S	65	Taylor Fallin	T	95	Howard Jones	DE
32	Joel Ross	CB	66	Leonard Wester	T	96	Cliff Matthews	DT
33	Kimario McFadden	S	67	Kelby Johnson	T	97	Akeem Spence	DT
34	Charles Sims III	RB	68	Joe Hawley	C	98	Clinton McDonald	DT
35	Javien Elliott	CB	69	Demar Dotson	T			

# 2016 PRONUNCIATION GUIDE

## PLAYERS

Jude Adjei-Barimah ..... EYE-JAY Buh-REE-muh  
 Micah Awe ..... AH-way  
 Johnthan Banks ..... Jonathan  
 Caleb Benenoch ..... ben-en-KNOCK  
 Kivon Cartwright ..... KEE-vonn  
 Gosder Cherilus ..... GOZ-der SHARE-uh-luss  
 Chris Conte ..... con-tee  
 Lavonte David ..... luh-VON-tay  
 Andrew DePaola ..... duh-paw-luh  
 Javien Elliott ..... jay-vee-en  
 William Gholston ..... GOAL-ston  
 Adarius Glanton ..... Uh-Dare-E-Uh  
 Ali Marpet ..... Alley Mar-PET  
 Bradley McDougald ..... Mc-DOO-guld

Kimario McFadden ..... Kuh-mario  
 Kevin Pamphile ..... PAM-feel  
 Jacob Schum ..... Shumm  
 Austin Seferian-Jenkins ..... suh-FAIR-ee-un  
 Jacques Smith ..... jah-KWEESE  
 Alterraun Verner ..... AL-ter-on

## COACHES

Mike Bajakian ..... buh-JAKE-ian  
 Dave Borgonzi ..... bore-GON-zee  
 Nate Kaczor ..... Kat-sir  
 Dirk Koetter ..... Cutter  
 Todd Monken ..... Munk-in  
 Andrew Weidinger ..... why-ding-er

ADMINISTRATION

PLAYERS

2015 REVIEW

HISTORY

RECORDS

SIDELINES

TAMPA BAY BUCCANEERS  
2015 IN REVIEW





# 2015 REGULAR SEASON STATISTICS

2015 RECORD:		WON: 6	LOST: 10	
DATE	W/L	SCORE	OPPONENT	ATT
Sept. 13	L	14-42	TENNESSEE	63,945
Sept. 20	W	26-19	at New Orleans	73,006
Sept. 27	L	9-19	at Houston	71,718
Oct. 4	L	23-37	CAROLINA	57,468
Oct. 11	W	38-31	JACKSONVILLE	58,490
			-- bye week --	
Oct. 25	L	30-31	at Washington	72,912
Nov. 1	W	23-20 (OT)	at Atlanta	70,524
Nov. 8	L	18-32	N.Y. GIANTS	64,351
Nov. 15	W	10-6	DALLAS	64,133
Nov. 22	W	45-17	at Philadelphia	69,596
Nov. 29	L	12-25	at Indianapolis	65,696
Dec. 6	W	23-19	ATLANTA	58,221
Dec. 13	L	17-24	NEW ORLEANS	62,138
Dec. 17	L	23-31	at St. Louis	51,295
Dec. 27	L	21-26	CHICAGO	63,734
Jan 3	L	10-38	at Carolina	74,169

	BUCCANEERS	OPP
TOTAL FIRST DOWNS	336	351
Rushing	99	104
Passing	201	208
Penalty	36	39
3rd Down: Made/Att	84/202	97/211
3rd Down Pct.	41.6%	46.0%
4th Down: Made/Att	7/13	4/6
4th Down Pct.	53.8%	66.7%
POSSESSION AVG.	28.43	31.17
TOTAL NET YARDS	6,014	5,446
Avg. Per Game	375.9	340.4
Total Plays	1,017	1,044
Avg. Per Play	5.9	5.2
NET YARDS RUSHING	2,162	1,606
Avg. Per Game	135.1	100.4
Total Rushes	455	466
NET YARDS PASSING	3,852	3,840
Avg. Per Game	240.8	240.0
Sacked/Yards Lost	27/190	38/232
Gross Yards	4,042	4,072
Attempts/Completions	535/312	540/378
Completion Pct.	58.3%	70.0%
Had Intercepted	15	11
PUNTS/AVERAGE	56/41.9	62/45.0
NET PUNTING AVG.	38.0	38.4
PENALTIES/YARDS	143/1,195	104/859
FUMBLES/BALL LOST	26/13	24/12
TOUCHDOWNS	37	47
Rushing	12	12
Passing	22	31
Returns	3	4

SCORE BY QUARTERS	1	2	3	4	OT	TOTAL
BUCCANEERS	58	117	74	90	3	342
OPPONENTS	85	132	95	105	0	417

SCORING	TD	R	P	Rt	PAT	2-Pl.	FG	S	PTS
C. Barth	0	0	0	0	25-26	0	23-28	0	94
D. Martin	7	6	1	0	0-0	0	0-0	0	42
J. Winston	6	6	0	0	0-0	0	0-0	0	36
K. Brindza	0	0	0	0	6-8	0	6-12	0	24
A. Seferian-Jenkins	4	0	4	0	0-0	0	0-0	0	24
C. Sims	4	0	4	0	0-0	0	0-0	0	24
V. Jackson	3	0	3	0	0-0	1	0-0	0	24
C. Brate	3	0	3	0	0-0	0	0-0	0	18
M. Evans	3	0	3	0	0-0	0	0-0	0	18
L. David	1	0	0	1	0-0	0	0-0	0	6
D. Dye	1	0	1	0	0-0	0	0-0	0	6
A. Humphries	1	0	1	0	0-0	0	0-0	0	6
H. Jones	1	0	1	0	0-0	0	0-0	0	6
R. Shepard	1	0	1	0	0-0	0	0-0	0	6
J. Smith	1	0	1	0	0-0	0	0-0	0	6
L. Stocker	1	0	1	0	0-0	0	0-0	0	6

BUCCANEERS	37	12	22	3	31-34	1-3	29-40	0	342
OPPONENTS	47	12	31	4	42-45	0-2	31-34	0	417

PASSING	ATT	COMP	YDS	CMP%	YDS/ATT	TD	TD%	INT	INT%	LG	SACK/LOST	RATING
J. Winston	535	312	4042	58.3	7.56	22	4.1	15	2.8	68	27/190	84.2
BUCCANEERS	535	312	4042	58.3	7.56	22	4.1	15	2.8	68	27/190	84.2
OPPONENTS	540	378	4072	70.0	7.54	31	5.7	11	2.0	60t	38/232	102.5

RUSHING	NO	YDS	AVG	LG	TD
D. Martin	288	1,402	4.9	84	6
C. Sims	107	529	4.9	59	0
J. Winston	54	213	3.9	21	6
B. Rainey	5	18	3.6	7	0
J. Lane	1	0	0.0	0	0

BUCCANEERS	455	2162	4.8	84	12
OPPONENTS	466	1606	3.4	21t	12

RECEIVING	NO	YDS	AVG	LG	TD
M. Evans	74	1,206	16.3	68	3
C. Sims	51	561	11.0	56	4
V. Jackson	33	543	16.5	36	3
D. Martin	33	271	8.2	25	1
A. Humphries	27	260	9.6	27	1
C. Brate	23	288	12.5	46	3
A. Seferian-Jenkins	21	338	16.1	43t	4
B. Myers	12	127	10.6	17	0
D. Dye	11	132	12.0	44	1
L. Murphy	10	198	19.8	54	0
L. Stocker	9	61	6.8	14	1
R. Shepard	3	28	9.3	18	1
B. Rainey	3	16	5.3	8	0
J. Lane	2	13	6.5	8	0

BUCCANEERS	312	4042	13.0	68	22
OPPONENTS	378	4072	10.8	60t	31

INTERCEPTIONS	NO	YDS	AVG	LG	TD
L. David	3	19	6.3	20t	1
K. Alexander	2	15	7.5	15	0
B. McDougald	2	1	0.5	1	0
C. Conte	2	-4	-2.0	-2	0
A. Verner	1	44	44.0	28	0
S. Moore	1	18	18.0	18	0

BUCCANEERS	11	93	8.5	28	1
OPPONENTS	15	212	14.1	46t	2

PUNTING	NO	YDS	AVG	NET	TB	IN20	LG	BK
J. Schum	56	2,348	41.9	38.0	4	15	60	0

BUCCANEERS	56	2,348	41.9	38.0	4	15	60	0
OPPONENTS	62	2,789	45.0	38.4	6	27	64	1

PUNT RETURNS	RET	FC	YDS	AVG	LG	TD
B. Rainey	29	14	288	9.9	60	0
BUCCANEERS	29	14	288	9.9	60	0
OPPONENTS	27	15	140	5.2	24	0

KICKOFF RETURNS	RET	YDS	AVG	LG	TD
B. Rainey	19	469	24.7	38	0
D. Dye	2	37	18.5	19	0

BUCCANEERS	21	506	24.1	38	0
OPPONENTS	35	882	25.2	102	0

FIELD GOALS	1-19	20-29	30-39	40-49	50+	Lg
C. Barth	0-0	9-9	8-8	3-6	3-5	53
K. Brindza	0-0	1-2	2-3	1-3	2-4	58

BUCCANEERS	0-0	10-11	10-11	4-9	5-9	58
OPPONENTS	2-2	12-12	6-6	7-10	4-4	53

**Brindza:** ( ) (55G, 52S, 35G, 22G, 30G) (58G, 41WR, 33WR, 57WL) (42G, 29RU, 43WL)  
**Barth:** ( ) ( ) ( ) (35G, 35G, 47G) (22G, 45G, 21G) (38G, 23G, 31G) (25G, 28G, 43WR, 21G, 53G) (52G, 46WL) (28G, 38G, 30G, 54WL) (23G) (39G, 47WL) (53G, 32G, 24G) (52WL) (39G)  
**OPPONENTS:** ( ) (42WL) (43RU, 39G, 19G) (24G, 27G, 27G) (31G) (35G) (21G, 24G) (35G, 35G, 53G, 44G) (42G, 53G, 48WR) (43G) (49G, 27G, 26G, 44G) (28G, 47G, 52G, 29G) (23G) (19G) (26G, 27G, 50G, 39G) (49G)

**SACKS:** McCoy 8.5, Smith 7.0, Jones 5.0, Alexander 3.0, David 3.0, Gholston 3.0, Carter 2.0, Melton 2.0, Lansanah 1.0, McDaniel 1.0, Spence 1.0, Tandy 1.0, Verner 0.5.  
**BUCCANEERS** 38.0, **OPPONENTS** 27.0

**FUM/LOST:** Rainey 7/1, Winston 6/2, Martin 5/5, Sims 2/2, Hawley 2/1, Dye 1/0, Evans 1/1, J. Smith 1/1.

## 2015 DEFENSIVE STATISTICS

Player	Solo Tackles	Assists	Total Tackles	TFL	Sacks/Yards	QBH	Ints./Yards	Passes Def.	For. Fum.	Fum. Rec.
Lavonte David	85	62	147	10	3.0/17.0	5	3/19	13	2	2
Kwon Alexander	59	34	93	6	3.0/21.5	5	2/15	9	2	1
Bradley McDougald	67	21	88	2	-	1	2/1	4	-	-
Chris Conte	58	20	78	6	-	-	2/-4	6	2	-
William Gholston	47	20	67	8	3.0/7.0	8	-	2	1	-
Alterraun Verner	42	11	53	-	0.5/3.0	2	1/44	4	1	-
Danny Lansanah	28	19	47	4	1.0/4.0	1	-	4	-	-
Sterling Moore	37	8	45	3	-	-	1/18	6	3	-
Jude Adjei-Barimah	33	7	40	2	-	-	-	1	-	-
Bruce Carter	25	14	39	3	2.0/23.0	4	-	2	-	-
Keith Tandy	24	14	38	4	1.0/10.0	1	-	1	-	-
Gerald McCoy	26	8	34	8	8.5/59.5	17	-	1	-	-
Clinton McDonald	21	10	31	2	-	-	-	-	-	-
Henry Melton	18	12	30	1	2.0/1.0	12	-	2	1	2
Johnthan Banks	19	6	25	-	-	-	-	1	-	-
Major Wright	16	9	25	1	-	-	-	3	-	-
Tony McDaniel	13	12	25	3	1.0/6.0	3	-	1	-	-
George Johnson	14	9	23	1	-	2	-	-	2	1
Jacques Smith	15	7	22	5	7.0/53.5	11	-	1	3	3
Tim Jennings	12	5	17	1	-	-	-	1	-	1
Mike Jenkins	13	1	14	1	-	-	-	5	-	-
Howard Jones	9	5	14	4	5.0/25.5	9	-	-	1	1
Akeem Spence	8	3	11	1	1.0/1.0	5	-	-	-	-
D.J. Swearinger	8	3	11	-	-	-	-	1	-	1
Josh Keyes	2	3	5	1	-	-	-	-	-	-
Da'Quan Bowers	1	2	3	-	-	-	-	-	-	-
Kourtnei Brown	2	0	2	-	-	1	-	-	-	-
Orie Lemon	2	0	2	1	-	-	-	-	-	-
Josh Shirley	2	0	2	1	-	1	-	-	-	-
Olatunji Fatinikun	0	1	1	-	-	-	-	-	-	-
Jeremiah George	0	1	1	-	-	-	-	-	-	-

## 2015 SPECIAL TEAMS STATISTICS

Player	Solo Tackles	Assists	Total Tackles	Fumbles For./Rec.
Russell Shepard	9	1	10	-
Danny Lansanah	8	0	8	1/0
Bruce Carter	5	3	8	-
Jeremiah George	4	2	6	-
Andrew DePaola	4	0	4	-
Keith Tandy	4	0	4	-
Donteea Dye	3	1	4	-
Mike Jenkins	3	0	3	-
Alterraun Verner	3	0	3	-
Bobby Rainey	2	1	3	-
T.J. Fatinikun	2	0	2	-
Josh Keyes	2	0	2	-
Orie Lemon	1	1	2	-
Kimario McFadden	1	1	2	-
Jude Adjei-Barimah	1	0	1	-
Chris Conte	1	0	1	-
Jorvorskie Lane	1	0	1	-
Evan Spencer	1	0	1	-
D.J. Swearinger	1	0	1	-
Adam Humphries	0	1	1	-

Defensive/Special Teams Touchdowns

Jacques Smith 3-yard fumble return, vs. Jacksonville, (10/11)

Howard Jones 43-yard fumble return, at Washington, (10/25)

Lavonte David 20-yard interception return, at Philadelphia, (11/22)

Miscellaneous Tackles

M. Evans 4, J. Hawley 2, A. Marpet, 2, D. Martin 2, C. Sims 2, J.

Winston 2, D. Dye 1, A. Humphries 1, L. Stocker 1

Miscellaneous Fumble Recoveries

J. Winston 4, J. Hawley 1, J. Lane 1

Blocked Punts

J. George 1

Blocked PATs

W. Gholston 1

Blocked Field Goals

None

Deflected Punts

None

Safeties

None

Onside Kickoff Recovery

None

# 2015 PRESEASON STATISTICS

2015 RECORD:	WON: 2	LOSS: 2	
DATE	W/L	SCORE	OPPONENT
Aug 15	L	16-26	at Minnesota
Aug 24	W	25-11	CINCINNATI
Aug 29	L	7-31	CLEVELAND
Sept 3	W	22-17	at Miami

	BUCCANEERS	OPP
TOTAL FIRST DOWNS	62	77
Rushing	14	26
Passing	43	49
Penalty	5	2
3rd Down: Made/Att	17/58	18/48
3rd Down Pct.	29.3%	37.5%
4th Down: Made/Att	0/1	1/1
4th Down Pct.	0.0%	100.0%
POSSESSION AVG.	28.43	31.17
TOTAL NET YARDS	1,085	1,302
Avg. Per Game	271.3	325.5
Total Plays	249	252
Avg. Per Play	4.4	5.2
NET YARDS RUSHING	382	449
Avg. Per Game	95.5	112.3
Total Rushes	111	117
NET YARDS PASSING	703	853
Avg. Per Game	175.8	213.3
Sacked/Yards Lost	14/11	8/58
Gross Yards	814	911
Attempts/Completions	124/66	127/89
Completion Pct.	53.2%	70.1%
Held Intercepted	4	6
PUNTS/AVERAGE	29/44.7	22/42.7
NET PUNTING AVG.	36.3	39.4
PENALTIES/YARDS	23/212	30/268
FUMBLES/BALL LOST	4/0	7/5
TOUCHDOWNS	8	10
Rushing	4	5
Passing	2	4
Returns	2	1

SCORE BY QUARTERS	1	2	3	4	OT	TOTAL
BUCCANEERS	22	32	14	2	0	70
OPPONENTS	26	27	17	15	0	85

SCORING	TD	R	P	Rt	PAT	2-Pt.	FG	S	PTS
J. Winston	2	2	0	0	0-0	0	0-0	0	12
P. Murray	0	0	0	0	4-5	0	2-5	0	10
K. Brindza	0	0	0	0	1-1	0	2-2	0	7
K. Greene	1	0	0	1	0-0	0	0-0	0	6
A. Humphries	1	0	1	0	0-0	0	0-0	0	6
M. James	1	1	0	0	0-0	0	0-0	0	6
D. Martin	1	1	0	0	0-0	0	0-0	0	6
R. Shepard	1	0	1	0	0-0	0	0-0	0	6
A. Verner	1	0	0	1	0-0	0	0-0	0	6
R. Delaire	0	0	0	0	0-0	0	0-0	1	2
D. Lansanah	0	0	0	0	0-0	0	0-0	1	2
C. Barth	0	0	0	0	1-1	0	0-2	0	1
<b>BUCCANEERS</b>	<b>8</b>	<b>4</b>	<b>2</b>	<b>2</b>	<b>6-7</b>	<b>0-1</b>	<b>4-9</b>	<b>2</b>	<b>70</b>
<b>OPPONENTS</b>	<b>10</b>	<b>5</b>	<b>4</b>	<b>1</b>	<b>8-8</b>	<b>1-2</b>	<b>5-5</b>	<b>0</b>	<b>85</b>

SACKS: G. Johnson 1.5, Alexander 1.0, Bowers 1.0, Dean 1.0, English 1.0, Lyons 1.0, Melton 1.0, McCoy 0.5. SACKS: BUCCANEERS 8.0, OPPONENTS 14.0

FIELD GOALS	1-19	20-29	30-39	40-49	50+
Murray	0-0	0-0	1-1	0-2	1-2
Brindza	0-0	0-0	0-0	0-0	2-2
Barth	0-0	0-0	0-0	0-1	0-1
<b>BUCCANEERS</b>	<b>0/0</b>	<b>1/1</b>	<b>1/1</b>	<b>2/2</b>	<b>0/0</b>
<b>OPPONENTS</b>	<b>0/0</b>	<b>1/1</b>	<b>0/1</b>	<b>2/2</b>	<b>1/1</b>

Murray: (3/2G, 4/2 WR), (5/3G, 5/0 WL) (44 WL) (1); Barth: (1) (1) (43 WR) (50B); Brindza: (1)(1) (57G, 55G)  
 BUCCANEERS: (3/2G, 4/2WR) (5/3G, 5/0WL) (43WR, 44WL) (57G, 55G, 50B);  
 OPPONENTS: (4/6G, 4/2G) (3/7G) (36G) (30G)

PASSING	ATT	COMP	YDS	CMP%	YDS/ATT	TD	TD%	INT	INT%	LG	SACK/LOST	RATING
J. Winston	47	23	311	48.9	6.62	0	0.0	2	4.3	40	7/61	52.7
M. Glennon	66	37	432	56.1	6.55	2	3.0	2	3.0	31	5/37	73.5
S. Lobato	11	6	71	54.5	6.45	0	0.0	0	0.0	26	2/13	74.4
<b>BUCCANEERS</b>	<b>124</b>	<b>66</b>	<b>814</b>	<b>53.2</b>	<b>6.56</b>	<b>2</b>	<b>1.6</b>	<b>4</b>	<b>3.2</b>	<b>40</b>	<b>14/111</b>	<b>65.7</b>
<b>OPPONENTS</b>	<b>127</b>	<b>89</b>	<b>911</b>	<b>70.1</b>	<b>7.17</b>	<b>4</b>	<b>3.1</b>	<b>6</b>	<b>4.7</b>	<b>48</b>	<b>8/58</b>	<b>81.2</b>

## DEFENSE AND SPECIAL TEAMS LEADERS

PLAYER	TACKLES	PLAYER	SACKS
K. Greene	18	G. Johnson	1.5
J. Williams	14	K. Alexander	1.0
K. Alexander	13	D. Bowers	1.0
W. Gholston	12	C. Lyons	1.0
B. Dixon	11	L. Dean	1.0
L. David	9	L. English	1.0
A. Verner	8	H. Melton	1.0
I. Frey	8	G. McCoy	0.5

RUSHING	NO	YDS	AVG	LG	TD
D. Martin	20	118	5.9	30	1
M. James	32	113	3.5	25	1
B. Rainey	18	52	2.9	8	0
D. Brown	18	39	2.2	5	0
C. Sims	13	26	2.0	11	0
J. Winston	6	24	4.0	8t	2
R. Shepard	1	12	12.0	12	0
S. Lobato	2	-1	-0.5	0	0
M. Glennon	1	-1	-1.0	-1	0

BUCCANEERS	111	382	3.4	30	4
OPPONENTS	117	449	3.8	22	5

RECEIVING	NO	YDS	AVG	LG	TD
A. Humphries	9	139	15.4	27	1
R. Hall	8	104	13.0	26	0
L. Murphy	8	91	11.4	22	0
D. Dye	7	82	11.7	31	0
C. Brate	5	46	9.2	16	0
M. James	5	30	6.0	13	0
V. Jackson	4	94	23.5	40	0
B. Myers	3	40	13.3	21	0
C. Sims	3	27	9.0	14	0
B. Rainey	3	20	6.7	11	0
R. Shepard	2	44	22.0	22t	1
R. Herron	2	38	19.0	26	0
A. Seferian-Jenkins	2	25	12.5	14	0
D. Brown	2	0	0.0	0	0
L. Stocker	1	18	18.0	18	0
D. Martin	1	9	9.0	9	0
J. Lane	1	7	7.0	7	0

BUCCANEERS	66	814	12.3	40	2
OPPONENTS	89	911	10.2	48	4

INTERCEPTIONS	NO.	YDS	AVG	LG	TD
K. Tandy	2	46	23.0	46	0
K. Greene	1	98	98.0	98t	1
B. McDougald	1	38	38.0	38	0
A. Verner	1	24	24.0	24t	1
M. Wright	1	18	18.0	18	0

BUCCANEERS	6	224	37.3	98t	2
OPPONENTS	4	89	22.3	37	0

PUNTING	NO	YDS	AVG	NET	TB	IN20	LG	BK
J. Schum	11	517	47.0	43.0	1	2	55	0
K. Schmitz	11	459	41.7	31.1	0	2	57	0
M. Koenen	7	321	45.9	34.0	1	1	56	0

BUCCANEERS	29	1297	44.7	36.3	2	5	57	0
OPPONENTS	22	940	42.7	39.4	1	9	65	0

PUNT RETURNS	RET	FC	YDS	AVG	LG	TD
K. Clay	6	2	32	5.3	16	0
A. Humphries	2	2	21	10.5	12	0
<b>BUCCANEERS</b>	<b>8</b>	<b>4</b>	<b>53</b>	<b>6.6</b>	<b>16</b>	<b>0</b>
<b>OPPONENTS</b>	<b>15</b>	<b>2</b>	<b>204</b>	<b>13.6</b>	<b>53t</b>	<b>1</b>

KICKOFF RETURNS	NO	YDS	AVG	LG	TD
K. Clay	5	96	19.2	23	0
R. Hall	3	93	31.0	34	0
K. Bell	3	62	20.7	25	0
A. Humphries	1	14	14.0	14	0
<b>BUCCANEERS</b>	<b>12</b>	<b>265</b>	<b>22.1</b>	<b>34</b>	<b>0</b>
<b>OPPONENTS</b>	<b>12</b>	<b>268</b>	<b>22.3</b>	<b>28</b>	<b>0</b>

# 2015 GAME-BY-GAME STARTING LINEUPS

DATE	OPP	WR	LT	LG	C	RG	RT	OFFENSE	TE	WR	QB	RB	FB	OTHER
9/13	TEN	Jackson	D. Smith	Mankins	E. Smith	Marpet	Cherilus	Cherilus	Self-Jenkins	Murphy	Winston	Martin	---	Stocker (TE)
9/20	@NO	---	D. Smith	Mankins	E. Smith	Marpet	Cherilus	Cherilus	Self-Jenkins	Shepard	Winston	Martin	---	Stocker (TE), Myers (TE)
9/27	@HOU	Jackson	D. Smith	Mankins	Howley	Marpet	Cherilus	Cherilus	Stocker	Evans	Winston	Martin	Lane	---
10/4	CAR	Jackson	D. Smith	Mankins	Howley	Marpet	Cherilus	Cherilus	Myers	Evans	Winston	Martin	Lane	---
10/11	JAX	Jackson	D. Smith	Mankins	Howley	Marpet	Cherilus	Cherilus	Myers	Evans	Winston	Martin	---	Brate (TE)
10/25	@WAS	Jackson	D. Smith	Mankins	Howley	Marpet	Cherilus	Cherilus	Stocker	Evans	Winston	Martin	---	Myers (TE)
11/1	@ATL	Dye	D. Smith	Mankins	Howley	Marpet	Cherilus	Cherilus	Stocker	Evans	Winston	Martin	---	Myers (TE)
11/8	NYG	Dye	D. Smith	Mankins	Howley	Marpet	Cherilus	Cherilus	Stocker	Evans	Winston	Martin	---	Pamphile (TE)
11/15	DAL	Dye	D. Smith	Mankins	Howley	E. Smith	Cherilus	Cherilus	Stocker	Evans	Winston	Martin	Lane	---
11/22	@PHI	Jackson	D. Smith	Mankins	Howley	Marpet	Cherilus	Cherilus	Stocker	Evans	Winston	Martin	---	Myers (TE)
11/22	@PHI	Jackson	D. Smith	Mankins	Howley	Marpet	Cherilus	Cherilus	Stocker	Evans	Winston	Martin	---	Brate (TE)
11/29	@IND	Jackson	D. Smith	Mankins	Howley	Marpet	Cherilus	Cherilus	Stocker	Evans	Winston	Martin	---	Brate (TE)
12/6	ATL	Jackson	D. Smith	Mankins	Howley	Marpet	Cherilus	Cherilus	Stocker	Evans	Winston	Martin	Lane	---
12/13	NO	Jackson	D. Smith	Mankins	Howley	Marpet	Cherilus	Cherilus	Stocker	Evans	Winston	Martin	Lane	---
12/17	@STL	Dye	D. Smith	Mankins	Howley	Marpet	Cherilus	Cherilus	Stocker	Evans	Winston	Martin	---	Brate (TE)
12/27	CHI	Dye	D. Smith	Mankins	Howley	Marpet	Cherilus	Cherilus	Stocker	Evans	Winston	Martin	---	Seferian-Jenkins (TE)
1/3	@CAR	Dye	D. Smith	Mankins	Howley	Marpet	Cherilus	Cherilus	Stocker	Evans	Winston	Martin	Lane	---

## DEFENSE

DATE	OPP	DE	DT	DT	DE	OLB	MLB	OLB	RCB	SS	FS	OTHER
9/13	TEN	J. Smith	McCoy	McDonald	G. Johnson	Lansanah	Alexander	Lansanah	Banks	Wright	McDougald	---
9/20	@NO	J. Smith	McCoy	McDonald	G. Johnson	Lansanah	Alexander	Lansanah	Banks	Comte	McDougald	---
9/27	@HOU	J. Smith	McCoy	McDonald	G. Johnson	Lansanah	Alexander	Lansanah	Banks	Comte	McDougald	---
10/4	CAR	J. Smith	McCoy	McDonald	Gholston	---	Alexander	Jennings	Jenkins	Comte	McDougald	Moore (CB)
10/11	JAX	J. Smith	McCoy	McDonald	Gholston	Lansanah	Alexander	Jennings	Jenkins	Comte	McDougald	---
10/25	@WAS	J. Smith	McCoy	McDonald	Gholston	---	Alexander	Jennings	Jenkins	Comte	McDougald	Verner (CB)
11/1	@ATL	J. Smith	McCoy	Spence	Gholston	Lansanah	Alexander	Jenkins	Banks	Comte	McDougald	---
11/8	NYG	Jones	McCoy	Spence	Gholston	Lansanah	Alexander	Jenkins	Banks	Comte	McDougald	---
11/15	DAL	Jones	McCoy	Spence	Gholston	---	Alexander	Moore	Banks	Comte	McDougald	---
11/22	@PHI	J. Smith	McCoy	Spence	Gholston	Lansanah	Alexander	Moore	Banks	Comte	McDougald	---
11/29	@IND	J. Smith	McCoy	Spence	Gholston	Lansanah	Alexander	Moore	Banks	Comte	McDougald	---
12/6	ATL	Jones	McCoy	Spence	Gholston	Lansanah	Alexander	Moore	Banks	Comte	McDougald	---
12/13	NO	Jones	McCoy	Spence	Gholston	Lansanah	Alexander	Moore	Banks	Comte	McDougald	---
12/17	@STL	J. Smith	McCoy	McDaniel	Gholston	Lansanah	Lansanah	Moore	Banks	Comte	McDougald	---
12/17	CHI	J. Smith	McCoy	McDaniel	Gholston	Lansanah	Lansanah	Moore	Banks	Comte	McDougald	---
12/27	CHI	Jones	McCoy	McDaniel	G. Johnson	Lansanah	Carter	Moore	Banks	Tandy	McDougald	---
1/3	@CAR	Jones	McCoy	McDaniel	G. Johnson	---	Carter	Jenkins	Banks	Tandy	McDougald	Verner (CB)

# 2015 PARTICIPATION CHART

**Legend:**  
 Position Abbreviation indicates Start (e.g. RCB indicates started at right cornerback)  
 DNP = Did Not Play IA = Inactive IR = Injured/Reserve N = Not on Roster PS = Practice Squad  
 PUP = Phys. Unable to Perform NFI = Res./Non-Football-Injury or Illness RES = Reserve

PLAYER	1	2	3	4	5	6	7	8	9	10	11	12	13	14	15	16
	IA	TEN	@NO	@HOU	CAR	JAX	@WAS	@ATL	NYG	DAL	@PHI	@IND	NO	@STL	CHI	@CAR
Adjei-Barmah, Jude	0	PS	MLB	P	P	P	P	P	P	P	P	P	P	P	P	P
Alexander, Kwon	0	MLB	MLB	MLB	MLB	MLB	MLB	MLB	MLB	MLB	MLB	MLB	MLB	MLB	MLB	MLB
Allen, Josh	0	0	0	0	0	0	0	0	0	0	0	0	0	0	0	0
Banks, Jonathan	0	0	0	0	0	0	0	0	0	0	0	0	0	0	0	0
Barth, Connor	12	0	0	0	0	0	0	0	0	0	0	0	0	0	0	0
Bell, Kenny	0	0	0	0	0	0	0	0	0	0	0	0	0	0	0	0
Bowers, OJ Quan	0	0	0	0	0	0	0	0	0	0	0	0	0	0	0	0
Bryant, DeShaun	14	4	0	0	0	0	0	0	0	0	0	0	0	0	0	0
Brizola, Mike	0	0	0	0	0	0	0	0	0	0	0	0	0	0	0	0
Brown, Kourtnei	4	0	0	0	0	0	0	0	0	0	0	0	0	0	0	0
Carter, Bruce	14	3	0	2	P	P	P	P	P	P	P	P	P	P	P	P
Cherilus, Gossler	13	13	1	2	RT	RT	RT	RT	RT	RT	RT	RT	RT	RT	RT	RT
Claburne, Iman	0	0	0	0	0	0	0	0	0	0	0	0	0	0	0	0
Clay, Kaelin	14	13	0	1	SS	SS	SS	SS	SS	SS	SS	SS	SS	SS	SS	SS
Conte, Chris	0	0	0	0	0	0	0	0	0	0	0	0	0	0	0	0
David, Lavonte	16	16	0	0	0	0	0	0	0	0	0	0	0	0	0	0
Davis, Akeem	0	0	0	0	0	0	0	0	0	0	0	0	0	0	0	0
Davis, Andre	0	0	0	0	0	0	0	0	0	0	0	0	0	0	0	0
DeFabo, Andrew	16	3	0	0	0	0	0	0	0	0	0	0	0	0	0	0
DeFoe, Andrew	0	0	0	0	0	0	0	0	0	0	0	0	0	0	0	0
Dye, Dantea	10	6	0	2	PS	PS	PS	PS	PS	PS	PS	PS	PS	PS	PS	PS
English, Leroy	0	0	0	0	0	0	0	0	0	0	0	0	0	0	0	0
Evans, Darius	0	0	0	0	0	0	0	0	0	0	0	0	0	0	0	0
Evans, Mike	15	14	0	1	IA	P	WR	WR	WR	WR	WR	WR	WR	WR	WR	WR
Everett, Antoine	0	0	0	0	0	0	0	0	0	0	0	0	0	0	0	0
Fatimulin, Olatunji	2	0	0	2	IA	IA	P	PS	PS	PS	PS	PS	PS	PS	PS	PS
Fragel, Reid	1	0	0	1	PS	PS	PS	PS	PS	PS	PS	PS	PS	PS	PS	PS
Frey, Isaiah	0	0	0	0	0	0	0	0	0	0	0	0	0	0	0	0
George, Jehnah	15	16	11	0	1	P	P	P	P	P	P	P	P	P	P	P
Griffin, William	0	0	0	0	0	0	0	0	0	0	0	0	0	0	0	0
Holston, Marcus	0	0	0	0	0	0	0	0	0	0	0	0	0	0	0	0
Holston, Marcus	0	0	0	0	0	0	0	0	0	0	0	0	0	0	0	0
Gratzback, Ben	0	0	0	0	0	0	0	0	0	0	0	0	0	0	0	0
Griffin, Ryan	0	0	0	0	0	0	0	0	0	0	0	0	0	0	0	0
Grey, Ryan	0	0	0	0	0	0	0	0	0	0	0	0	0	0	0	0
Hall, Rannell	0	0	0	0	0	0	0	0	0	0	0	0	0	0	0	0
Hawley, Joe	15	14	0	0	0	0	0	0	0	0	0	0	0	0	0	0
Heddlman, Gerod	0	0	0	0	0	0	0	0	0	0	0	0	0	0	0	0
Humphries, Adam	13	0	0	1	P	P	P	P	P	P	P	P	P	P	P	P
Hyer, Martin	0	0	0	0	0	0	0	0	0	0	0	0	0	0	0	0
Jackson, Vincent	10	9	0	5	WR	WR	WR	WR	WR	WR	WR	WR	WR	WR	WR	WR
James, Mike	0	0	0	0	0	0	0	0	0	0	0	0	0	0	0	0
Jenkins, Mike	14	0	0	0	0	0	0	0	0	0	0	0	0	0	0	0
Jones, George	14	3	0	2	IA	CB	CB	CB	CB	CB	CB	CB	CB	CB	CB	CB
Jones, George	11	5	0	5	DE	P	P	P	P	P	P	P	P	P	P	P
Johnson, James-Michael	1	0	0	0	0	0	0	0	0	0	0	0	0	0	0	0
Jones, Howard	12	5	0	0	PS	PS	PS	PS	PS	PS	PS	PS	PS	PS	PS	PS
Kees, Josh	7	0	0	0	0	0	0	0	0	0	0	0	0	0	0	0
Kush, Eric	0	0	0	1	IA	P	P	P	P	P	P	P	P	P	P	P
Lane, Javoris	16	6	0	0	0	0	0	0	0	0	0	0	0	0	0	0

ADMINISTRATION

PLAYERS

2015 REVIEW

HISTORY

RECORDS

SIDELINES

## 2015 PARTICIPATION CHART

**Legend:**  
 Position Abbreviation indicates Start (e.g. RCB indicates started at right cornerback)  
 DNP = Did Not Play IA = Inactive IR = Injured Reserve N = Not on Roster PS = Practice Squad  
 PUP = Phys. Unable to Perform WFI = Res./Non-Football-Injury or Illness RES = Reserve

PLAYER	GP	GS	DNP	IA	CAR	STL	@ATL	@PIT	@NO	BAL	MIN	@CLE	ATL	9	10	@WAS	@CHI	CIN	12	13	@DET	14	CAR	15	16
Lansana, Danny	16	12	0	0	0	SLB	SLB	P	SLB	P	P	SLB	P	P	SLB	SLB	SLB	SLB	SLB	SLB	SLB	MLB	SLB	SLB	P
Lemon, Ori	8	1	0	0	0	N	PS	PS	PS	P	P	PS	PS	PS	PS	PS	PS	PS	PS	PS	PS	PS	PS	PS	N
Loft, Derrick	0	0	0	0	0	N	PS	PS	PS	P	P	PS	PS	PS	PS	PS	PS	PS	PS	PS	PS	PS	PS	PS	N
Lyn, Keon	0	0	0	0	0	N	N	N	N	PS	N	N	N	N	N	N	N	N	N	N	N	N	N	N	N
Markins, Logan	15	15	0	0	0	LG	LG	LG	LG	LG	LG	LG	LG	LG	LG	LG	LG	LG	LG	LG	LG	LG	LG	LG	LG
Marples, Ali	13	13	0	1	0	RG	RG	RG	RG	RG	RG	RG	RG	RG	RG	RG	RG	RG	RG	RG	RG	RG	RG	RG	RG
Marin, Doug	16	16	0	0	0	RB	RB	RB	RB	RB	RB	RB	RB	RB	RB	RB	RB	RB	RB	RB	RB	RB	RB	RB	RB
Mattison, Matt	2	0	0	0	0	IA	IA	IA	IA	IA	IA	IA	IA	IA	IA	IA	IA	IA	IA	IA	IA	IA	IA	IA	IA
Masfiko, Matthew	2	0	0	2	0	P	IA	P	N	N	N	N	N	N	N	N	N	N	N	N	N	N	N	N	N
McGow, Gerald	15	15	0	1	0	DT	DT	DT	DT	DT	DT	DT	DT	DT	DT	DT	DT	DT	DT	DT	DT	DT	DT	DT	DT
McDaniel, Tony	14	3	0	2	0	P	P	P	P	IA	IA	IA	IA	IA	IA	IA	IA	IA	IA	IA	IA	IA	IA	IA	IA
McDonald, Clinton	6	6	0	1	0	DT	DT	DT	DT	DT	DT	DT	DT	DT	DT	DT	DT	DT	DT	DT	DT	DT	DT	DT	DT
McDougal, Bradley	16	15	0	0	FS	FS	FS	FS	FS	FS	FS	FS	FS	FS	FS	FS	FS	FS	FS	FS	FS	FS	FS	FS	FS
McFadden, Kimario	3	0	0	1	0	N	N	N	N	N	N	N	N	N	N	N	N	N	N	N	N	N	N	N	N
Mellon, Henry	16	9	0	0	0	P	P	P	P	P	P	P	P	P	P	P	P	P	P	P	P	P	P	P	P
Moore, Sterling	6	1	0	0	0	WR	P	P	P	P	P	P	P	P	P	P	P	P	P	P	P	P	P	P	P
Murphy, Louis	11	5	0	5	0	P	TE	TE	TE	TE	TE	TE	TE	TE	TE	TE	TE	TE	TE	TE	TE	TE	TE	TE	TE
Nyers, Brandon	16	2	0	0	0	N	N	N	N	N	N	N	N	N	N	N	N	N	N	N	N	N	N	N	N
Ortiz, Jamar	16	2	0	0	0	P	P	P	P	P	P	P	P	P	P	P	P	P	P	P	P	P	P	P	P
Penell, Ronald	0	0	0	0	0	N	N	N	N	N	N	N	N	N	N	N	N	N	N	N	N	N	N	N	N
Ramey, Bobby	16	0	0	0	0	P	P	P	P	P	P	P	P	P	P	P	P	P	P	P	P	P	P	P	P
Roberts, C.J.	0	0	0	0	0	N	N	N	N	N	N	N	N	N	N	N	N	N	N	N	N	N	N	N	N
Rees, Joel	0	0	0	0	0	N	N	N	N	N	N	N	N	N	N	N	N	N	N	N	N	N	N	N	N
Schum, Jacob	16	0	0	0	0	P	P	P	P	P	P	P	P	P	P	P	P	P	P	P	P	P	P	P	P
Seferian-Jenkins, Austin	7	2	0	0	9	TE	TE	TE	TE	TE	TE	TE	TE	TE	TE	TE	TE	TE	TE	TE	TE	TE	TE	TE	TE
Shapiro, Russell	13	1	0	3	0	P	WR	P	IA	IA	IA	IA	IA	IA	IA	IA	IA	IA	IA	IA	IA	IA	IA	IA	IA
Shirley, Josh	5	0	0	2	0	N	N	N	N	N	N	N	N	N	N	N	N	N	N	N	N	N	N	N	N
Staub, Lawrence	1	0	0	0	1	N	N	N	N	N	N	N	N	N	N	N	N	N	N	N	N	N	N	N	N
Stubs, Charles	16	0	0	0	0	P	P	P	P	P	P	P	P	P	P	P	P	P	P	P	P	P	P	P	P
Smith, Donovan	8	5	0	0	0	C	C	C	C	C	C	C	C	C	C	C	C	C	C	C	C	C	C	C	C
Smith, Jacques	16	15	0	4	0	DE	DE	DE	DE	DE	DE	DE	DE	DE	DE	DE	DE	DE	DE	DE	DE	DE	DE	DE	DE
Spencer, Akeem	8	7	0	1	0	PUP	PUP	PUP	PUP	PUP	PUP	PUP	PUP	PUP	PUP	PUP	PUP	PUP	PUP	PUP	PUP	PUP	PUP	PUP	PUP
Spencer, Evan	1	0	0	1	0	N	PS	PS	PS	PS	PS	PS	PS	PS	PS	PS	PS	PS	PS	PS	PS	PS	PS	PS	PS
Stanford, Julian	0	0	0	0	0	N	PS	N	IA	IA	IA	IA	IA	IA	IA	IA	IA	IA	IA	IA	IA	IA	IA	IA	IA
Stockler, Luke	14	14	0	2	0	TE	TE	TE	TE	TE	TE	TE	TE	TE	TE	TE	TE	TE	TE	TE	TE	TE	TE	TE	TE
Swanson, Daxton	0	0	0	0	0	N	N	N	N	N	N	N	N	N	N	N	N	N	N	N	N	N	N	N	N
Swearingen, D.J.	7	0	0	2	0	P	P	P	P	P	P	P	P	P	P	P	P	P	P	P	P	P	P	P	P
Tandy, Keith	14	6	0	2	0	C	CB	P	P	P	P	P	P	P	P	P	P	P	P	P	P	P	P	P	P
Vener, Alterraun	16	6	0	0	0	PS	CB	P	P	P	P	P	P	P	P	P	P	P	P	P	P	P	P	P	P
Wallace, Martin	0	0	0	1	0	N	PS	IA	IA	IA	IA	IA	IA	IA	IA	IA	IA	IA	IA	IA	IA	IA	IA	IA	IA
Went, Jeremiah	0	0	0	1	0	N	PS	PS	PS	PS	PS	PS	PS	PS	PS	PS	PS	PS	PS	PS	PS	PS	PS	PS	PS
Wheaton, James	0	0	0	0	0	CB	QB	QB	QB	QB	QB	QB	QB	QB	QB	QB	QB	QB	QB	QB	QB	QB	QB	QB	QB
Wright, Major	16	16	0	0	0	QB	QB	QB	QB	QB	QB	QB	QB	QB	QB	QB	QB	QB	QB	QB	QB	QB	QB	QB	QB
Wright, Major	9	2	0	6	0	SS	IA	IA	IA	IA	IA	IA	IA	IA	IA	IA	IA	IA	IA	IA	IA	IA	IA	IA	IA

# PERSONNEL LOG - 2015 SEASON

January 2	Signed DB <b>Shelton Johnson</b> , WR <b>Chandler Jones</b> , QB <b>Seth Lobato</b> , DT <b>Matthew Masifilo</b> , T <b>Matt Patchan</b> , CB <b>Jocquel Skinner</b> and G <b>Jeremiah Warren</b> .	June 3	Released TE <b>Emmanuel Ogbuehi</b> with an injury settlement.
January 5	Signed S <b>M.D. Jennings</b> , TE <b>Taylor Sloat</b> , and P <b>Chase Tenpenny</b> .	June 9	Claimed P <b>Spencer Lanning</b> off of waivers from the Cleveland Browns. Waived P <b>Andrew Wilder</b> .
January 8	Named <b>Dirk Koetter</b> as offensive coordinator.	June 11	Signed G <b>Ali Marpet</b> .
January 22	Named <b>Mike Bajakian</b> as quarterbacks coach.	June 12	Claimed TE <b>Tim Wright</b> off of waivers from the New England Patriots. Waived TE <b>Taylor Sloat</b> .
February 5	Named <b>Butch Barry</b> as assistant offensive line coach, <b>Miles Smith</b> as defensive quality control coach and <b>Andrew Weidinger</b> as offensive quality control coach.	July 24	Waived LB <b>Jared Koster</b> .
February 11	Released QB <b>Josh McCown</b> .	July 27	Signed DE <b>Da'Quan Bowers</b> .
February 19	Named <b>Duke Preston</b> as Director of Player Development.	July 28	Placed S <b>Derrick Wells</b> on Active/Non-Football Injury list.
February 26	Named <b>Paul Spicer</b> as assistant defensive line coach.	July 29	Signed CB <b>Jude Adjei-Barimah</b> , S <b>Kimario McFadden</b> and CB <b>Al-Haji Shabazz</b> . Waived S <b>Deshazor Everett</b> and S <b>Derrick Wells</b> .
March 5	Signed CB <b>Mike Jenkins</b> , LB <b>Danny Lansanah</b> and S <b>Bradley McDougald</b> .	July 31	Placed WR <b>Louis Murphy</b> on Active/Non-Football Injury list. Placed DT <b>Akeem Spence</b> on Active/Physically Unable to Perform list.
March 9	Signed DE <b>Larry English</b> , DE <b>Lawrence Sidbury</b> , TE <b>Luke Stocker</b> and LB <b>Jason Williams</b> .	August 5	Waived LS <b>Courtland Clavette</b> .
March 10	Signed CB <b>Leonard Johnson</b> and S <b>Major Wright</b> . Released T <b>Anthony Collins</b> .	August 6	Signed LB <b>Sammuel Lamur</b> .
March 11	Signed LB <b>Bruce Carter</b> . Released DE <b>Michael Johnson</b> .	August 11	Signed DT <b>Tony McDaniel</b> and P <b>Karl Schmitz</b> . Activated WR <b>Louis Murphy</b> from Active/Non-Football Injury list. Waived (injured) LB <b>Quinton Alston</b> . Waived LB <b>Sammuel Lamur</b> .
March 12	Signed S <b>Chis Conte</b> and DT <b>Henry Melton</b> .	August 13	Waived P <b>Spencer Lanning</b> .
March 19	Signed CB <b>Sterling Moore</b> and P <b>Andrew Wilder</b> .	August 14	Signed S <b>Derrick Wells</b> .
March 25	Released LB <b>Brandon Magee</b> .	August 17	Signed T <b>Gosder Cherilus</b> . Waived TE/FB <b>Evan Rodriguez</b> .
April 3	Traded S <b>Dashon Goldson</b> to the Washington Redskins for an undisclosed 2016 NFL Draft pick. Signed FB <b>Jorvorskie Lane</b> and TE <b>Emmanuel Ogbuehi</b> .	August 26	Signed P <b>Jacob Schum</b> . Waived S <b>Derrick Wells</b> .
April 8	Signed C <b>Ben Gottschalk</b> .	August 27	Signed K <b>Connor Barth</b> and LS <b>Brandon Hartson</b> . Waived K <b>Brandon Bogotay</b> . Released <b>Orie Lemon</b> .
April 9	Signed LB <b>Larry Dean</b> .	August 30	Waived RB <b>Dominique Brown</b> , DT <b>Quayshawne Buckley</b> , OL <b>Antoine Everett</b> , LS <b>Brandon Hartson</b> , FB <b>Joey Iosefa</b> , S <b>Kimario McFadden</b> , P <b>Karl Schmitz</b> , CB <b>Al-Haji Shabazz</b> , DE <b>George Uko</b> and DE <b>Jamal Young</b> .
April 15	Acquired DE <b>George Johnson</b> and a seventh-round 2015 NFL Draft pick from the Detroit Lions in exchange for a fifth-round 2015 NFL Draft pick.	August 31	Traded TE <b>Tim Wright</b> to the Detroit Lions in exchange for K <b>Kyle Brindza</b> .
April 15	Waived P <b>Chase Tenpenny</b> .	September 1	Waived (injured) OL <b>Josh Allen</b> , WR <b>Robert Herron</b> and CB <b>Leonard Johnson</b> . Released P <b>Michael Koenen</b> . Placed DT <b>Akeem Spence</b> on the Reserve/ Physically Unable to Perform list.
April 24	Signed RB <b>Bobby Rainey</b> .	September 5	Placed WR <b>Kenny Bell</b> and DE <b>Larry English</b> on Injured Reserve. Released K <b>Connor Barth</b> , DL <b>Da'Quan Bowers</b> , LB <b>Larry Dean</b> and DE <b>Lawrence Sidbury</b> . Waived CB <b>Jude Adjei-Barimah</b> , WR <b>Kaelin Clay</b> , T <b>Edawn Coughman</b> , DE <b>Ryan Delaire</b> , CB <b>Brandon Dixon</b> , WR <b>Donteea Dye</b> , CB <b>Isaiah Frey</b> , LB <b>Khaseem Greene</b> , S <b>Chris Hackett</b> , LB <b>Josh Keyes</b> , WR <b>Tavarres King</b> , QB <b>Seth Lobato</b> , DT <b>Caushaud Lyons</b> and OL <b>Patrick Omahue</b> . Waived (injured) OL <b>Garrett Gilkey</b> and K <b>Patrick Murray</b> .
April 28	Signed K <b>Brandon Bogotay</b> . Waived C <b>Ben Gottschalk</b> .	September 6	Signed DE <b>Kourtnei Brown</b> , LB <b>Jeremiah George</b> , QB <b>Ryan Griffin</b> , LB <b>James-Michael Johnson</b> and G/C <b>Eric Kush</b> . Released LB <b>Jason Williams</b> . Waived TE <b>Cameron Brate</b> , T <b>Reid Fragel</b> and WR <b>Rannell Hall</b> . Waived (injured) <b>Kadeem Edwards</b> .
April 29	Waived S <b>Jocquel Skinner</b> .	September 7	Signed CB <b>Tim Jennings</b> . Signed CB <b>Jude Adjei-Barimah</b> , CB <b>Imoan Claiborne</b> , WR <b>Kaelin Clay</b> , T <b>Edawn Coughman</b> , WR <b>Donteea Dye</b> , DE <b>Howard Jones</b> , T <b>Terren Jones</b> and LB <b>Josh Keyes</b> to the practice squad. Placed T <b>Demar Dotson</b> on Injured Reserve/Designated For Return.
May 1	Signed QB <b>Jameis Winston</b> .		
May 4	Signed LB <b>Quinton Alston</b> , RB <b>Dominique Brown</b> , DT <b>Quayshawne Buckley</b> , LS <b>Courtland Clavette</b> , DE <b>Ryan Delaire</b> , CB <b>Deshazor Everett</b> , S <b>Chris Hackett</b> , WR <b>Rannell Hall</b> , LB <b>Josh Keyes</b> , DT <b>Caushaud Lyons</b> , WR <b>Josh Reese</b> , LB <b>Michael Reynolds</b> and DE <b>Jamal Young</b> . Claimed T <b>Reid Fragel</b> off of waivers from the Atlanta Falcons.		
May 11	Signed T <b>Edawn Coughman</b> , WR <b>Donteea Dye</b> , WR <b>Adam Humphries</b> and LB <b>Jared Koster</b> . Waived DB <b>Shelton Johnson</b> , WR <b>Chandler Jones</b> , T <b>Matt Patchan</b> , WR <b>Solomon Patton</b> , WR <b>Josh Reese</b> and LB <b>Michael Reynolds</b> .		
May 12	Signed LB <b>Kwon Alexander</b> , WR <b>Kenny Bell</b> , WR <b>Kaelin Clay</b> and RB/FB <b>Joey Iosefa</b> . Claimed LB <b>Khaseem Greene</b> off of waivers from the Chicago Bears and S <b>D.J. Swearinger</b> off of waivers from the Houston Texans. Waived S <b>M.D. Jennings</b> .		
May 18	Signed S <b>Derrick Wells</b> .		
May 19	Signed OL <b>Antoine Everett</b> . Waived (injured) TE <b>Emmanuel Ogbuehi</b> .		
June 1	Signed T <b>Donovan Smith</b> .		

- September 8 Signed TE **Cameron Brate**, T **Reid Fragel** and WR **Rannell Hall** to the practice squad. Released T **Edwan Coughman** and T **Terren Jones** from the practice squad.
- September 9 Signed T **Martin Wallace** to the practice squad.
- September 14 Signed C **Joe Hawley** to the practice squad. Waived G/C **Eric Kush**.
- September 15 Waived (injured) LB **James-Michael Johnson**. Released TE **Cameron Brate**, WR **Kaelin Clay** and G **Martin Wallace** from the practice squad.
- September 16 Signed LB **Orie Lemon**. Signed CB **Isaiah Frey**, DT **Derrick Lott** and LB **Julian Stanford** to the practice squad.
- September 21 Released LB **Orie Lemon**.
- September 22 Signed TE **Cameron Brate** from New Orleans Saints practice squad to Tampa Bay's active roster. Signed DE **Josh Martin**. Waived DE **Kourtnei Brown**. Signed LB **Orie Lemon**, WR **Evan Spencer** and G **Martin Wallace** to the practice squad. Released WR **Rannell Hall**, DT **Derrick Lott** and LB **Julian Stanford** from the practice squad.
- September 24 Signed DE **Kourtnei Brown** to the practice squad. Released LB **Josh Keyes** from the practice squad.
- September 29 Waived RB **Mike James**. Signed DT **Derrick Lott** to the practice squad. Released CB **Imoan Claiborne** from the practice squad.
- September 30 Promoted T **Reid Fragel** from the practice squad to the active roster. Signed OL **Antoine Everett** and TE **Tevin Westbrook** to the practice squad. DE **Kourtnei Brown** was signed to the Houston Texans active roster from Tampa Bay's practice squad.
- October 1 Signed RB **Mike James** to the practice squad. Waived LB **Orie Lemon**.
- October 3 Promoted CB **Jude Adjei-Barimah** from the practice squad to the active roster. Waived T **Reid Fragel**.
- October 5 Waived K **Kyle Brindza** and WR **Adam Humphries**.
- October 6 Signed K **Connor Barth**. Promoted WR **Donteea Dye** and DE **Howard Jones** from the practice squad to the active roster. Placed DE **Olatunji Fatinikun** on Injured Reserve. Signed T **Reid Fragel** and DE **Josh Shirley** to the practice squad. Released T **Martin Wallace** from the practice squad.
- October 7 Signed LB **Orie Lemon**. Waived (injured) DE **Josh Martin**. Signed WR **Rannell Hall** and WR **Adam Humphries** to the practice squad.
- October 10 Promoted T **Reid Fragel** from the practice squad to the active roster. Waived OL **Matthew Masifilo**.
- October 13 Released CB **Isaiah Frey** from the practice squad.
- October 20 Signed CB **Keon Lyn**, CB **Dax Swanson** and T **Martin Wallace** to the practice squad. Released DT **Derrick Lott** from the practice squad. Began T **Demar Dotson** and DT **Akeem Spence** 21-day practice period.
- October 24 Activated DT **Akeem Spence** from Reserve/Physically Unable to Perform list. Waived C **Jeremiah Warren**.
- October 27 Placed WR **Louis Murphy** on Injured Reserve. Released CB **Keon Lyn**, **Daxton Swanson** and T **Martin Wallace** from the practice squad.
- October 28 Promoted WR **Adam Humphries** from the practice squad to the active roster. Signed WR **Andre Davis**, OL **Ryan Groy**, DT **Derrick Lott** and LB **Julian Stanford** to the practice squad.
- October 31 Promoted DE **Josh Shirley** from the practice squad to the active roster. Waived (injured) T **Reid Fragel**.
- November 3 Placed DT **Clinton McDonald** on Injured Reserve. Released LB **Julian Stanford** from the practice squad.
- November 4 Signed DE **Lawrence Sidbury**. Signed LB **Quayshawn Nealy** and DE **Ronald Powell** to the practice squad.
- November 9 Activated T **Demar Dotson** from the Injured Reserve/ Designated for Return list. Waived CB **Tim Jennings**.
- November 10 Signed S **Kimario McFadden**. Waived DE **Lawrence Sidbury**. Signed DB **Akeem Davis** and DE **Martin Ifedi** to the practice squad. Released WR **Andre Davis** from the practice squad. Placed DE **Ronald Powell** on the Practice Squad Injured Reserve.
- November 17 Waived LB **Orie Lemon** and S **D.J. Swearingen**. Released DB **Akeem Davis** and LB **Quayshawn Nealy** from the practice squad.
- November 18 Signed DE **Lawrence Sidbury**. Signed C **Josh Allen** and LB **Josh Keyes** to the practice squad.
- November 21 Promoted LB **Josh Keyes** from the practice squad to the active roster.
- November 23 Claimed DE **Kourtnei Brown** off of waivers from Houston. Waived DE **Lawrence Sidbury**.
- November 25 Signed DB **Akeem Davis** and C **Ben Gottschalk** to the practice squad. OL **Ryan Groy** was signed to the Buffalo Bills active roster from Tampa Bay's practice squad.
- November 30 Signed LB **Adarius Glanton** from the Carolina Panthers practice squad. Waived S **Kimario McFadden**.
- December 1 Released DB **Akeem Davis** from the practice squad.
- December 2 Signed S **Kimario McFadden** to the practice squad.
- December 8 Placed LB **Kwon Alexander** on the Reserve/Suspended list.
- December 9 Signed LB **Orie Lemon**.
- December 14 Waived DE **Josh Shirley**.
- December 15 Signed DL **Da'Quan Bowers**.
- December 18 Waived LB **Orie Lemon**.
- December 22 Promoted WR **Evan Spencer** from the practice squad to the active roster. Signed WR **Andre Davis** and LB **Devin Eubanks** to the practice squad.
- December 26 Placed DT **Akeem Spence** on Injured Reserve. Promoted RB **Mike James** from the practice squad to the active roster.
- December 30 Placed WR **Vincent Jackson** and S **Major Wright** on Injured Reserve. Promoted S **Kimario McFadden** and TE **Telvin Westbrook** from the practice squad to the active roster. Signed S **Gerod Holliman**, CB **C.J. Roberts** and CB **Joel Ross** to the practice squad.



# 2015 TEAM GAME-BY-GAME OFFENSIVE STATISTICS

OFFENSE	TEN 9/13	@NO 9/20	@HOU 9/27	CAR 10/4	JAC 10/11	@WAS 10/25	@ATL 11/1	NYG 11/8	DAL 11/15	@PHI 11/22	@IND 11/29	ATL 12/6	NO 12/13	@STL 12/17	CHI 12/27	@CAR 1/3
FIRST DOWNS	16	18	14	25	20	21	21	19	23	25	21	25	18	30	19	21
BY RUSHING	4	6	2	8	8	9	5	6	5	8	5	11	5	8	5	4
BY PASSING	11	7	11	15	11	12	11	10	14	16	14	10	8	21	14	16
BY PENALTY	1	5	1	2	1	0	5	3	4	1	2	4	5	1	0	1
3RD DOWN CONVERSIONS	3	5	1	8	5	7	6	6	4	10	6	6	4	3	2	8
3RD DOWN ATTEMPTS	14	14	12	16	11	12	13	13	12	16	13	11	11	10	8	16
4TH DOWN CONVERSIONS	2	0	0	2	0	0	0	0	0	1	0	0	1	0	0	1
4TH DOWN ATTEMPTS	4	0	0	2	0	0	1	0	0	1	1	0	1	1	0	2
TOTAL NET YARDS	273	333	318	411	369	479	290	383	330	521	344	388	291	509	389	386
TOTAL OFFENSIVE PLAYS	63	59	56	75	61	60	63	59	67	72	62	65	52	77	55	71
AVG. GAIN PER PLAY	4.3	5.6	5.7	5.5	6.0	8.0	4.6	6.5	4.9	7.2	5.5	6.0	5.6	6.6	7.1	5.4
NET YARDS RUSHING	92	139	57	141	183	190	117	136	84	283	132	166	115	146	104	77
TOTAL RUSHING PLAYS	26	35	20	30	40	30	32	23	26	42	21	37	19	27	25	22
AVG. GAIN PER RUSH	3.5	4.0	2.9	4.7	4.6	6.3	3.7	5.9	3.2	6.7	6.3	4.5	6.1	5.4	4.2	3.5
NET YARDS PASSING	181	194	261	270	186	289	173	247	246	238	212	222	176	363	285	309
SACKED	4	3	0	2	2	1	2	0	2	1	5	1	1	0	1	2
YARDS LOST ON SACKS	29	13	0	17	23	8	4	0	18	8	33	5	6	0	10	16
GROSS YARDS PASSING	210	207	261	287	209	297	177	247	264	246	245	227	182	363	295	325
PASS COMPLETIONS	16	14	17	26	13	21	16	19	22	19	20	18	18	29	15	29
PASS ATTEMPTS	33	21	36	43	19	29	29	36	39	29	36	27	32	50	29	47

## 2015 TEAM

## GAME-BY-GAME OFFENSIVE STATISTICS

OFFENSE	TEN 9/13	@NO 9/20	@HOU 9/27	CAR 10/4	JAC 10/11	@WAS 10/25	@ATL 11/1	NYG 11/8	DAL 11/15	@PHI 11/22	@IND 11/29	ATL 12/6	NO 12/13	@STL 12/17	CHI 12/27	@CAR 1/3
PERCENTAGE	48.5	66.7	47.2	60.5	68.4	72.4	55.2	52.8	56.4	65.5	55.6	66.7	56.3	58.0	51.7	61.7
INTERCEPTIONS	2	0	1	4	0	0	0	0	2	0	1	1	0	1	1	2
FUMBLES	2	2	2	1	0	2	0	4	1	3	0	1	0	2	5	1
FUMBLES LOST	0	2	0	1	0	1	0	3	0	1	0	1	0	1	2	1
TURNOVERS	2	2	1	5	0	1	0	3	2	1	1	2	0	2	3	3
PENALTIES	12	11	10	5	10	16	8	9	7	9	12	8	8	9	4	5
PENALTY YARDS	97	90	84	48	72	142	43	79	62	82	95	53	80	56	47	65
PUNTS	4	3	7	2	3	2	3	2	4	4	3	3	5	3	4	4
GROSS PUNTING AVG.	47.0	38.7	44.6	41.0	33.7	44.5	42.3	42.5	41.8	44.8	47.3	37.3	41.2	40.7	43.3	36.8
NET PUNTING AVG.	43.5	38.7	42.1	38.5	31.0	42.5	34.7	32.5	36.0	38.3	40.7	29.7	39.8	40.7	37.0	35.5
TD RUSHING	0	1	0	1	2	0	1	1	1	0	0	2	1	0	1	1
TD PASSING	2	1	1	2	1	2	1	0	0	5	1	1	1	2	2	0
TD RETURNS	0	0	0	0	1	1	0	0	0	1	0	0	0	0	0	0
2-PT. CONVERSIONS MADE	0	0	0	0	1	0	0	0	0	0	0	0	0	0	0	0
2-PT. CONVERSIONS ATT.	0	0	0	0	1	0	0	1	0	0	0	1	0	0	0	0
FIELD GOALS MADE	0	4	1	1	3	3	3	4	1	1	2	1	1	3	0	1
FIELD GOAL ATTEMPTS	0	5	4	3	3	3	3	5	2	1	3	1	2	3	1	1
SAFETIES	0	0	0	0	0	0	0	0	0	0	0	0	0	0	0	0
TOTAL POINTS	14	26	9	23	38	30	23	18	10	45	12	23	17	23	21	10
TIME OF POSSESSION	28:30	28:32	23:43	32:10	34:41	31:18	30:11	25:05	29:56	35:54	27:35	31:15	22:46	31:20	22:57	28:10

# 2015 TEAM GAME-BY-GAME DEFENSIVE STATISTICS

DEFENSE	TEN 9/13	@NO 9/20	@HOU 9/27	CAR 10/4	JAC 10/11	@WAS 10/25	@ATL 11/1	NYG 11/8	DAL 11/15	@PHI 11/22	@IND 11/29	ATL 12/6	NO 12/13	@STL 12/17	CHI 12/27	@CAR 1/3
FIRST DOWNS	20	21	30	17	21	27	28	24	12	21	23	21	26	16	21	23
BY RUSHING	7	8	10	8	3	4	7	6	2	8	2	6	7	4	12	10
BY PASSING	11	11	16	7	15	16	19	14	9	12	18	14	16	11	7	12
BY PENALTY	2	2	4	2	3	7	2	4	1	1	3	1	3	1	2	1
THIRD DOWN CONVERSIONS	4	7	8	3	2	5	6	9	4	7	7	8	12	2	6	7
THIRD DOWN ATTEMPTS	9	14	18	11	8	11	12	16	13	15	16	16	17	10	15	10
FOURTH DOWN CONVERSIONS	0	1	0	0	1	0	2	0	0	0	0	0	0	0	0	0
FOURTH DOWN ATTEMPTS	0	1	0	0	1	0	3	1	0	0	0	0	0	0	0	0
TOTAL NET YARDS	309	323	413	244	325	355	496	327	216	383	336	319	388	319	327	366
TOTAL OFFENSIVE PLAYS	49	69	86	57	56	60	73	73	53	72	71	66	78	52	67	62
AVG. GAIN PER PLAY	6.3	4.7	4.8	4.3	5.8	5.9	6.8	4.5	4.1	5.3	4.7	4.8	5.0	6.1	4.9	5.9
NET YARDS RUSHING	124	104	186	133	55	50	101	114	42	136	27	64	87	98	174	111
TOTAL RUSHING PLAYS	32	27	46	33	17	19	27	33	21	28	26	18	35	33	39	32
AVG. GAIN PER RUSH	3.9	3.9	4.0	4.0	3.2	2.6	3.7	3.5	2.0	4.9	1.0	3.6	2.5	3.0	4.5	3.5
NET YARDS PASSING	185	219	227	111	270	305	395	213	174	247	309	255	301	221	153	255
SACKED	2	4	1	2	6	1	1	0	3	3	3	3	2	2	1	4
YARDS LOST ON SACKS	24	36	1	13	33	12	2	0	12	14	6	14	11	13	3	38
GROSS YARDS PASSING	209	255	228	124	303	317	397	213	186	261	315	269	312	234	156	293
PASS COMPLETIONS	13	24	24	11	23	33	37	26	19	26	26	30	31	14	20	21
PASS ATTEMPTS	15	38	39	22	33	40	45	40	29	41	42	45	41	17	27	26

## 2015 TEAM

## GAME-BY-GAME DEFENSIVE STATISTICS

DEFENSE	TEN 9/13	@NO 9/20	@HOU 9/27	CAR 10/4	JAC 10/11	@WAS 10/25	@ATL 11/1	NYG 11/8	DAL 11/15	@PHI 11/22	@IND 11/29	ATL 12/6	NO 12/13	@STL 12/17	CHI 12/27	@CAR 1/3
PERCENTAGE	86.7	63.2	61.5	50.0	69.7	82.5	82.2	65.0	65.5	63.4	61.9	66.7	75.6	82.4	74.1	80.8
INTERCEPTIONS	0	1	1	0	1	0	1	2	1	3	0	1	0	0	0	0
FUMBLES	2	5	2	2	1	1	4	1	1	1	1	1	0	0	0	2
FUMBLES LOST	1	2	0	1	1	1	3	0	0	1	0	0	0	0	0	2
TURNOVERS	1	3	1	1	2	1	4	2	1	4	0	1	0	0	0	2
PENALTIES	8	10	6	5	3	4	11	6	6	5	6	7	12	5	3	7
PENALTY YARDS	55	115	58	45	12	20	124	49	65	25	45	58	95	35	25	33
PUNTS	4	4	6	4	4	4	0	1	6	6	3	4	4	5	5	2
GROSS PUNTING AVG.	47.3	43.8	44.3	38.5	55.3	47.3	--	64.0	42.0	46.5	52.0	48.3	43.8	44.0	35.4	38.0
NET PUNTING AVG.	43.0	35.3	33.0	29.8	34.0	42.8	--	63.0	41.5	40.0	49.7	33.0	33.8	44.0	34.8	38.0
TD RUSHING	1	2	1	0	0	1	0	0	0	0	0	0	1	2	1	3
TD PASSING	4	1	1	2	4	3	2	2	0	2	2	1	2	2	1	2
TD RETURNS	1	0	0	2	0	0	0	1	0	0	0	0	0	0	0	0
2-PT. CONVERSIONS MADE	0	0	0	0	0	0	0	0	0	0	0	0	0	0	0	0
2-PT. CONVERSIONS ATT.	0	1	0	0	0	0	0	1	0	0	0	0	0	0	0	0
FIELD GOALS MADE	0	0	2	3	1	1	2	4	2	1	4	4	1	1	4	1
FIELD GOAL ATTEMPTS	0	1	3	3	1	1	2	4	3	1	4	4	1	1	4	1
SAFETIES	0	0	0	0	0	0	0	0	0	0	0	0	0	0	0	0
TOTAL POINTS	42	19	19	37	31	31	20	32	6	17	25	19	24	31	26	38
TIME OF POSSESSION	31:30	31:28	36:17	27:50	25:19	28:42	39:05	34:55	30:04	24:06	32:25	28:45	37:14	28:40	37:03	31:50

# 2015 INDIVIDUAL GAME-BY-GAME STATISTICS

## 2015 Game-By-Game Rushing

	JORVORSKIE LANE					DOUG MARTIN					BOBBY RAINEY					CHARLES SIMS					JAMEIS WINSTON				
	NO	YDS	AVG	LG	TDS	NO	YDS	AVG	LG	TDS	NO	YDS	AVG	LG	TDS	NO	YDS	AVG	LG	TDS	NO	YDS	AVG	LG	TDS
9/13	1	0	0.0	0	0	11	52	4.7	14	0	3	10	3.3	7	0	5	12	2.4	7	0	6	18	3.0	8	0
9/20	0	0	0.0	0	0	21	78	3.7	20	0	0	0	0.0	0	0	8	38	4.8	12	0	6	23	3.8	9	1
9/27	0	0	0.0	0	0	14	46	3.3	17	0	0	0	0.0	0	0	6	11	1.8	9	0	4	0	0.0	0	0
10/4	0	0	0.0	0	0	20	106	5.3	26	1	0	0	0.0	0	0	6	23	3.8	7	0	4	12	3.0	7	0
10/11	0	0	0.0	0	0	24	123	5.1	39	2	0	0	0.0	0	0	12	51	4.3	15	0	4	9	2.3	9	0
10/25	0	0	0.0	0	0	19	136	7.2	49	0	0	0	0.0	0	0	10	49	4.9	13	0	1	5	5.0	5	0
11/1	0	0	0.0	0	0	23	71	3.1	18	0	0	0	0.0	0	0	6	22	3.7	7	0	3	24	8.0	21	1
11/8	0	0	0.0	0	0	11	31	2.8	5	0	1	3	3.0	3	0	8	78	9.8	59	0	3	24	8.0	21	1
11/15	0	0	0.0	0	0	18	63	3.5	18	0	0	0	0.0	0	0	5	18	3.6	9	0	3	1.0	1	1	
11/22	0	0	0.0	0	0	27	235	8.7	84	0	1	5	5.0	5	0	10	43	4.3	17	0	4	0	0.0	3	0
11/29	0	0	0.0	0	0	14	97	6.9	56	1	0	0	0.0	0	0	7	8	2.0	6	0	3	27	9.0	14	0
12/6	0	0	0.0	0	0	25	95	3.8	14	1	0	0	0.0	0	0	4	56	8.0	25	0	5	15	3.0	20	1
12/13	0	0	0.0	0	0	11	81	7.4	24	1	0	0	0.0	0	0	5	10	2.0	6	0	2	24	8.0	18	0
12/17	0	0	0.0	0	0	18	91	5.1	24	0	0	0	0.0	0	0	7	50	7.1	35	0	2	5	2.5	5	0
12/27	0	0	0.0	0	0	17	49	2.9	9	1	0	0	0.0	0	0	4	45	11.3	29	0	4	10	2.5	7	0
1/3	0	0	0.0	0	0	15	48	3.2	30	0	0	0	0.0	0	0	15	38	2.5	12	0	3	14	4.7	6	1
Totals	1	0	0.0	0	0	288	1402	4.9	84	6	5	18	3.6	7	0	107	529	4.9	59	0	54	213	3.9	21	6

## 2015 Game-By-Game Passing

	MIKE GLENNON					JAMEIS WINSTON				
	ATT	CMP	YDS	PCT	TDS	ATT	CMP	YDS	PCT	TDS
9/13	Did Not Play	0	0	0.0	0	33	16	210	48.5	2
9/20	Did Not Play	0	0	0.0	0	21	14	207	66.7	1
9/27	Did Not Play	0	0	0.0	0	36	17	261	47.2	1
10/4	Did Not Play	0	0	0.0	0	43	26	287	60.5	2
10/11	Did Not Play	0	0	0.0	0	13	209	68.4	1	0
10/25	Did Not Play	0	0	0.0	0	29	21	297	72.4	2
11/1	Did Not Play	0	0	0.0	0	29	16	177	55.2	0
11/8	Did Not Play	0	0	0.0	0	36	19	247	52.8	0
11/15	Did Not Play	0	0	0.0	0	39	22	264	56.4	0
11/22	Did Not Play	0	0	0.0	0	29	19	246	65.5	5
11/29	Did Not Play	0	0	0.0	0	36	20	245	55.6	1
12/6	Did Not Play	0	0	0.0	0	27	18	227	66.7	1
12/13	Did Not Play	0	0	0.0	0	32	18	182	56.3	1
12/17	Did Not Play	0	0	0.0	0	50	29	363	58.0	2
12/27	Did Not Play	0	0	0.0	0	29	15	235	51.7	2
1/3	Did Not Play	0	0	0.0	0	47	29	325	61.7	0
Totals	0	0	0	0.0	0	404	212	312	53.5	22

## 2015 Game-By-Game Receiving

## 2015 INDIVIDUAL GAME-BY-GAME STATISTICS

	CAM BRATKE			DONTEA DYE			MIKE EVANS			ADAM HUMPHRIES			VINCENT JACKSON			DOUG MARTIN						
	NO	YDS	AVG	LG	TDS	NO	YDS	AVG	LG	TDS	NO	YDS	AVG	LG	TDS	NO	YDS	AVG	LG	TDS		
TENNESSEE																						
9/13 @New Orleans			--Not On Team--					--Inactive--														
9/20 @Houston			--Not On Team--			0	0	0.0	0	0	0	0	7.0	12	0	4	51	12.8	18	0	1	
10/4 CAROLINA	1	1	7	7	0	7	101	14.4	20	0	0	32	10.7	21	0	3	54	18.0	22	1	2	
10/11 JACKSONVILLE	0	0	0	0	0	3	32	10.7	21	0	0	0	0.0	0	0	2	40	20.0	21	0	0	
10/25 @Washington	1	6	6.0	6	0	3	41	13.7	17	0	0	0	0.0	0	0	10	147	14.7	23	1	5	
11/1 @Atlanta	2	48	24.0	28	1	7	70	7.0	7	0	1	8	164	20.5	40	1	1	14	14.0	14	0	3
11/8 N.Y. GIANTS	1	17	17.0	17	0	4	4	4.0	4	0	3	48	16.0	21	0	1	13	13.0	13	0	3	
11/15 DALLAS	1	6	6.0	6	0	11	11.0	11	0	0	8	126	15.8	68	0	5	55	11.0	16	0	1	
11/22 @Philadelphia	3	47	15.7	23	1	4	63	15.8	25	1	2	55	12.5	19	0	4	56	14.0	24	1	0	
11/29 @Indianapolis	5	53	10.6	20	1	5	64	12.8	17	0	2	20	10.0	11	0	4	76	19.0	21	0	1	
12/6 ATLANTA	2	16	8.0	7	0	0	0	0.0	0	0	5	61	12.2	16	1	6	60	6.0	5	0	1	
12/13 NEW ORLEANS	3	20	6.7	8	0	1	16	16.0	16	0	3	39	13.0	22	0	1	5	5.0	5	0	1	
12/17 @ST. LOUIS	1	46	46.0	46	0	1	44	44.0	44	0	9	137	17.4	30	0	16	60	10.0	14	0	0	
12/27 CHICAGO	1	10	10.0	10	0	4	31	7.8	14	0	4	61	15.3	16	0	10	100	10.0	14	0	0	
1/3 @Carolina	23	288	12.5	46	3	11	132	12.0	44	1	74	1,206	16.3	68	3	27	260	9.6	27	1	33	
Totals																						

	LOUIS MURPHY			BRANDON MYERS			AUSTIN SEFERIAN-JENKINS			RUSSELL SHEPARD			CHARLES SIMS			LUME STOCKER						
	NO	YDS	AVG	LG	TDS	NO	YDS	AVG	LG	TDS	NO	YDS	AVG	LG	TDS	NO	YDS	AVG	LG	TDS		
TENNESSEE																						
9/13 @New Orleans			--Injured Reserve--					--Injured Reserve--														
9/20 @Houston	3	82	27.3	54	0	0	5	110	22.0	41	2	1	6	6.0	6	0	2	23	11.5	18	0	0
9/27 @Houston	3	61	20.3	33	0	3	18	6.0	10	0	2	29	14.5	21	0	0	0	0	0	0	0	0
10/4 CAROLINA	3	26	8.7	11	0	1	8	8.0	8	0			--Inactive--									
10/11 JACKSONVILLE	0	0	0.0	0	0	2	34	17.0	17	0			--Inactive--									
10/25 @Washington	1	29	29.0	29	0	0	0	0.0	0	0			--Inactive--									
11/1 @Atlanta			--Injured Reserve--			3	32	10.7	17	0			--Inactive--									
11/8 N.Y. GIANTS	0	0	0.0	0	0	0	0	0.0	0	0			--Inactive--									
11/15 DALLAS			--Injured Reserve--			3	35	11.7	17	0			--Inactive--									
11/22 @Philadelphia			--Injured Reserve--			0	0	0.0	0	0			--Inactive--									
11/29 @Indianapolis			--Injured Reserve--			0	0	0.0	0	0			--Inactive--									
12/6 ATLANTA			--Injured Reserve--			3	31	10.3	15	0	0	0	0.0	0	0	0	2	21	10.5	18	0	1
12/13 NEW ORLEANS			--Injured Reserve--			3	31	10.3	13	0	0	0	0.0	0	0	0	6	24	10.7	14	0	0
12/17 @ST. LOUIS			--Injured Reserve--			3	29	9.7	13	1	0	0	0.0	0	0	0	3	22	7.3	19	0	0
12/27 CHICAGO			--Injured Reserve--			2	60	30.0	43	1	1	18	18.0	18	0	0	9	72	24.0	50	1	1
1/3 @Carolina			--Injured Reserve--			3	48	16.0	21	0	0	0	0.0	0	0	0	3	74	8.2	14	0	1
Totals																						

# 2015 INDIVIDUAL GAME-BY-GAME STATISTICS

## 2015 Game-By-Game Defense

	JUDE ADJEI-BARINWAH						KWON ALEXANDER						JOINTHAN BANKS						BRUCE CARTER						CHRIS CONTE																
	Solo	Asst.	Tack.	Sack	INT	PD	FF	FR	Solo	Asst.	Tack.	Sack	INT	PD	FF	FR	Solo	Asst.	Tack.	Sack	INT	PD	FF	FR	Solo	Asst.	Tack.	Sack	INT	PD	FF	FR	Solo	Asst.	Tack.	Sack	INT	PD	FF	FR	
9/13	TENNESSEE																																								
9/20	@New Orleans																																								
9/27	@Houston																																								
10/4	CAROLINA																																								
10/11	JACKSONVILLE																																								
10/25	@Washington																																								
11/1	@Atlanta																																								
11/8	N.Y. GIANTS																																								
11/15	DALLAS																																								
11/22	@Philadelphia																																								
11/29	@Indianapolis																																								
12/6	ATLANTA																																								
12/13	NEW ORLEANS																																								
12/17	@St. Louis																																								
12/27	CHICAGO																																								
1/3	@Carolina																																								
Totals	33	7	40	0.0	0	1	0	0	59	34	93	3.0	2	9	2	1	19	6	25	0.0	0	1	0	0	0	25	14	39	2.0	0	2	0	0	58	20	78	0.0	2	6	2	0

	LAVONTE DAVID						WILL GHOLSTON						GEORGE JOHNSON						HOWARD JONES						DANNY LANSANAH															
	Solo	Asst.	Tack.	Sack	INT	PD	FF	FR	Solo	Asst.	Tack.	Sack	INT	PD	FF	FR	Solo	Asst.	Tack.	Sack	INT	PD	FF	FR	Solo	Asst.	Tack.	Sack	INT	PD	FF	FR	Solo	Asst.	Tack.	Sack	INT	PD	FF	FR
9/13	TENNESSEE																																							
9/20	@New Orleans																																							
9/27	@Houston																																							
10/4	CAROLINA																																							
10/11	JACKSONVILLE																																							
10/25	@Washington																																							
11/1	@Atlanta																																							
11/8	N.Y. GIANTS																																							
11/15	DALLAS																																							
11/22	@Philadelphia																																							
11/29	@Indianapolis																																							
12/6	ATLANTA																																							
12/13	NEW ORLEANS																																							
12/17	@St. Louis																																							
12/27	CHICAGO																																							
1/3	@Carolina																																							
Totals	85	62	147	3.0	3	13	2	2	47	20	67	3.0	0	2	1	0	149	23	0.0	0	0	0	2	1	9	5	14	5.0	0	0	1	1	28	19	47	1.0	0	4	0	0

# 2015 INDIVIDUAL GAME-BY-GAME STATISTICS

SIDELINES

RECORDS

HISTORY

2015 REVIEW

PLAYERS

ADMINISTRATION

## 2015 Game-By-Game Defense (cont.)

	GERALD MCCOY				TONY McDANIEL				CLINTON McDONALD				BRADLEY McDUGALD				HENRY MELTON							
	Solo	Asst.	Tack.	Sack	INT	PD	FF	FR	Solo	Asst.	Tack.	Sack	INT	PD	FF	FR	Solo	Asst.	Tack.	Sack	INT	PD	FF	FR
9/7	3	0	3	1.0	0	0	0	0	4	0	4	0.0	0	0	0	0	3	1	4	0.0	0	0	0	0
9/14	2	1	2	1.0	0	1	0	0	4	2	6	0.0	0	0	0	0	3	1	4	0.0	0	0	0	1
9/18	1	1	2	0.0	0	0	0	0	4	2	6	0.0	0	0	0	0	3	1	4	0.0	0	0	0	1
9/28	4	0	4	1.0	0	0	0	0	4	4	8	0.0	0	0	0	0	3	6	9	0.0	0	0	0	0
10/5	4	0	4	1.5	0	0	0	0	2	2	4	0.0	0	0	0	0	6	0	6	0.0	0	0	0	0
10/12	2	1	3	1.0	0	0	0	0	3	0	3	0.0	0	0	0	0	2	1	3	0.0	1	1	0	0
10/26	1	1	2	0.0	0	0	0	0	4	2	6	0.0	0	0	0	0	6	3	9	0.0	0	0	0	0
11/2	0	0	0	0.0	0	0	0	0	0	0	0	0.0	0	0	0	0	6	2	8	0.0	0	0	0	1
11/9	0	1	0	1.0	0	0	0	0	0	0	0	0.0	0	0	0	0	3	0	3	0.0	0	0	0	0
11/16	1	0	1	0.0	0	0	0	0	0	0	0	0.0	0	0	0	0	3	0	3	0.0	0	0	0	0
11/23	2	0	2	1.0	0	0	0	0	0	0	0	0.0	0	0	0	0	5	0	5	0.0	1	1	0	0
12/7	2	1	3	0.0	0	0	0	0	2	2	0	0.0	0	0	0	0	4	1	5	0.0	0	0	0	0
12/14	0	1	1	0.5	0	0	0	0	3	1	4	0.0	0	0	0	0	5	0	5	0.0	0	0	0	0
12/21	4	0	4	1.0	0	0	0	0	1	0	1	0.0	0	0	0	0	1	0	1	0.0	0	0	0	0
12/28	1	1	2	0.0	0	0	0	0	3	4	1.0	0	0	0	0	0	10	2	12	0.0	0	0	0	0
Totals	26	8	34	8.5	0	1	0	0	67	21	88	0.0	2	4	0	0	67	21	88	0.0	2	4	0	0

	STERLING MOORE				JACQUES SMITH				AKEEM SPENCE				KEITH TANDY				ALTERRAUN VERNER							
	Solo	Asst.	Tack.	Sack	INT	PD	FF	FR	Solo	Asst.	Tack.	Sack	INT	PD	FF	FR	Solo	Asst.	Tack.	Sack	INT	PD	FF	FR
9/7	1	0	1	0.0	0	0	0	0	2	0	2	1.0	0	0	0	0	0	0	0	0	0	0	0	0
9/14	2	0	2	0.0	0	1	0	0	3	0	3	0.0	0	2	0	0	0	0	0	0	0	0	0	0
9/18	5	4	9	0.0	1	0	0	0	4	1	5	0.0	0	0	0	0	0	0	0	0	0	0	0	0
9/28	2	0	2	0.0	0	0	0	0	1	2	0.0	0	0	0	0	0	2	0	2	0.0	0	0	0	0
10/5	1	0	1	0.0	0	0	0	0	0	0	0	0.0	0	0	0	0	0	0	0	0.0	0	0	0	0
10/12	0	0	0	0.0	0	0	0	0	0	0	0	0.0	0	0	0	0	0	0	0	0.0	0	0	0	0
10/26	0	0	0	0.0	0	0	0	0	2	0	2	1.0	0	1	0	0	0	0	0	0.0	0	0	0	0
11/2	3	0	3	0.0	1	3	1	0	0	0	0	0.0	0	0	0	0	1	1	2	0.0	0	0	0	1
11/9	4	0	4	0.0	0	0	0	0	2	1	2	0.0	0	0	0	0	1	1	2	0.0	0	0	0	0
11/16	4	2	6	0.0	0	1	0	0	3	1	0	0.0	0	1	0	0	3	0	3	0.0	0	0	0	0
11/23	3	0	3	0.0	0	1	0	0	1	0	1	0.0	0	0	0	0	0	0	0	0.0	0	0	0	0
12/7	5	0	5	0.0	0	2	0	0	0	0	0	0.0	0	0	0	0	2	0	2	0.0	0	0	0	0
12/14	2	0	2	0.0	0	0	0	0	0	0	0	0.0	0	0	0	0	0	0	0	0.0	0	0	0	0
12/21	1	0	1	0.0	0	0	0	0	2	1	3	1.0	0	0	0	0	2	0	2	0.0	0	1	0	0
12/28	4	1	5	0.0	0	0	0	0	0	0	0	0.0	0	0	0	0	7	3	10	0.0	0	0	0	0
Totals	37	8	45	0.0	1	6	3	0	15	7	22	7.0	0	1	3	3	8	3	11	1.0	0	0	0	0



# 2015 FINAL TEAM RANKINGS

## AMERICAN FOOTBALL CONFERENCE

	Total	OFFENSE		Total	DEFENSE	
		Rush	Pass		Rush	Pass
Baltimore	6	11	4	5	8	5
Buffalo	5	*1	15	9	11	9
Cincinnati	7	4	8	7	4	10
Cleveland	12	8	12	16	16	12
Denver	8	7	7	*1	2	*1
Houston	10	5	10	2	7	2
Indianapolis	15	14	13	15	13	13
Jacksonville	9	12	5	13	10	15
Kansas City	14	2	16	4	5	4
Miami	13	9	11	14	15	11
New England	2	15	3	6	6	8
N.Y. Jets	4	3	6	3	1	6
Oakland	11	13	9	12	9	14
Pittsburgh	1	6	1	11	3	16
San Diego	3	16	2	10	14	7
Tennessee	16	10	14	8	12	3

## NATIONAL FOOTBALL CONFERENCE

	Total	OFFENSE		Total	DEFENSE	
		Rush	Pass		Rush	Pass
Arizona	*1	6	2	2	3	5
Atlanta	5	11	3	8	5	10
Carolina	7	1	11	3	2	6
Chicago	11	8	10	6	10T	2
Dallas	12	7	13	9	10T	3
Detroit	10	16	5	10	7	8
Green Bay	13	9	12	7	9	4
Minnesota	14	3	15	5	6	7
New Orleans	2	15	*1	15	15	15
N.Y. Giants	6	12	4	16	12	16
Philadelphia	8	10	7	14	16	14
St. Louis	16	5	16	11	8	11
San Francisco	15	14	14	13	14	13
Seattle	3	2	9	1	*1	1
Tampa Bay	4	4	8	4	4	9
Washington	9	13	6	12	13	12

## NATIONAL FOOTBALL LEAGUE

	Total	OFFENSE		Total	DEFENSE	
		Rush	Pass		Rush	Pass
Arizona	*1	8	2	5	6	8
Atlanta	7	18	6	16	14	18
Baltimore	14	26	8	8	12	10
Buffalo	13	*1	28	19	16	19
Carolina	11	2	24	6	4	11
Chicago	21	11	23	14	22T	4
Cincinnati	15	13	15	11	7	20
Cleveland	25	22	21	27	30	22
Dallas	22	9	27	17	22T	5
Denver	16	17	14	*1	3	*1
Detroit	20	32	9	18	19	15
Green Bay	23	12	25T	15	21	6
Houston	19	15	18	3	10	3
Indianapolis	28	29	22	26	25	24
Jacksonville	18	27	10	24	15	29
Kansas City	27	6	30	7	8	9
Miami	26	23	19	25	28	21
Minnesota	29	4	31	13	17	12
New England	6	30	5	9	9	17
New Orleans	2	24	*1	31	31	31
N.Y. Giants	8	19	7	32	24	32
N.Y. Jets	10	10	13	4	2	13
Oakland	24	28	16	22	13	26
Philadelphia	12	14	12	30	32	28
Pittsburgh	3	16	3	21	5	30
St. Louis	32	7	32	23	20	23
San Diego	9	31	4	20	27	14
San Francisco	31	21	29	29	29	27
Seattle	4	3	20	2	*1	2
Tampa Bay	5	5	17	10	11	16
Tennessee	30	25	25T	12	18	7
Washington	17	20	11	28	26	25

T = Tied for position

\* = League Leader

ADMINISTRATION

PLAYERS

2015 REVIEW

HISTORY

RECORDS

SIDELINES

## 2015 NFL STANDINGS

## AMERICAN FOOTBALL CONFERENCE

## EAST DIVISION

Team	W	L	T	PCT	PF	PA
New England	12	4	0	0.750	465	315
New York Jets	10	6	0	0.625	387	314
Buffalo	8	8	0	0.500	379	359
Miami	6	10	0	0.375	310	389

## NORTH DIVISION

Team	W	L	T	PCT	PF	PA
Cincinnati	12	4	0	0.750	419	279
x - Pittsburgh	10	6	0	0.625	423	319
Baltimore	5	11	0	0.313	328	401
Cleveland	3	13	0	0.188	278	432

## SOUTH DIVISION

Team	W	L	T	PCT	PF	PA
Houston	9	7	0	0.563	339	313
Indianapolis	8	8	0	0.500	333	408
Jacksonville	5	11	0	0.313	376	448
Tennessee	3	13	0	0.188	299	423

## WEST DIVISION

Team	W	L	T	PCT	PF	PA
Denver	12	4	0	0.750	355	296
x - Kansas City	11	5	0	0.688	405	287
Oakland	7	9	0	0.438	359	399
San Diego	4	12	0	0.250	320	398

## NATIONAL FOOTBALL CONFERENCE

## EAST DIVISION

Team	W	L	T	PCT	PF	PA
Washington	9	7	0	0.563	388	379
Philadelphia	7	9	0	0.438	377	430
New York Giants	6	10	0	0.375	420	442
Dallas	4	12	0	0.250	320	398

## NORTH DIVISION

Team	W	L	T	PCT	PF	PA
Minnesota	11	5	0	0.688	365	302
x - Green Bay	10	6	0	0.625	368	323
Detroit	7	9	0	0.438	358	400
Chicago	6	10	0	0.375	335	397

## SOUTH DIVISION

Team	W	L	T	PCT	PF	PA
Carolina	15	1	0	0.938	500	308
Atlanta	8	8	0	0.500	339	345
New Orleans	7	9	0	0.438	408	476
<b>Tampa Bay</b>	<b>6</b>	<b>10</b>	<b>0</b>	<b>0.375</b>	<b>342</b>	<b>417</b>

## WEST DIVISION

Team	W	L	T	PCT	PF	PA
Arizona	13	3	0	0.813	489	313
x - Seattle	10	6	0	0.625	423	277
St. Louis	7	9	0	0.438	280	330
San Francisco	5	11	0	0.313	238	387

x - Wild Card qualifier for playoffs

2015 NFL PLAYOFFS  
AT A GLANCE

(Home team in CAPS)

## AFC Wild Card Playoff Games

**Saturday, January 9**  
Kansas City 30, HOUSTON 0

**Saturday, January 9**  
Pittsburgh 18, CINCINNATI 16

## NFC Wild Card Playoff Games

**Sunday, January 10**  
Seattle 10, MINNESOTA 9

**Sunday, January 10**  
Green Bay 35, WASHINGTON 18

## AFC Divisional Playoff Games

**Saturday, January 16**  
NEW ENGLAND 27, Kansas City 20

**Sunday, January 17**  
DENVER 23, Pittsburgh 16

## NFC Divisional Playoff Games

**Saturday, January 16**  
ARIZONA 26, Green Bay 20 (OT)

**Sunday, January 17**  
CAROLINA 31, Seattle 24

## AFC Championship Game

**Sunday, January 24**  
DENVER 20, New England 18

## NFC Championship Game

**Sunday, January 24**  
Carolina 49, Arizona 15

## SUPER BOWL 50 (San Francisco/Santa Clara)

**Sunday, February 7**  
Denver 24, Carolina 10

## AFC-NFC PRO BOWL (Honolulu, HI)

**Sunday, January 31**  
Team Irvin 49, Team Rice 27

TAMPA BAY BUCCANEERS

# HISTORY



# HISTORICAL HIGHLIGHTS

## PRE-1974

**TAMPA STADIUM DEDICATED (11/4/67)** – Tennessee defeats the University of Tampa, 38-0 in the first contest played in the facility. The 46,700-seat stadium costs \$4.1 million to build.

**FIRST PRESEASON GAME (8/10/68)** – Washington defeats Atlanta 16-14 before a crowd of 42,000 in first NFL action at new stadium.

**EXPANSION COMMITTEE FORMED (11/68)** – Suncoast Pro Football Committee is formed with the purpose of securing an NFL franchise for Tampa Bay. The group functions until 1972 when the Tampa Chamber of Commerce formally appoints the West Coast NFL Task Force headed by Tampa businessman J. Leonard Levy.

## 1974

**TAMPA BAY AWARDED FRANCHISE (4/24)** – Tampa Bay is awarded the league's 27th franchise. As part of the award, Tampa Stadium will be enlarged to 72,000 seats.

**MCCLOSKEY SELECTED AS OWNER (10/30)** – Philadelphia construction executive Tom McCloskey is awarded the new Tampa Bay franchise, but soon declines ownership.

**CULVERHOUSE AWARDED OWNERSHIP (12/5)** – Hugh F. Culverhouse, a Jacksonville attorney and real estate investor who had previously declined ownership of the Seattle franchise due to geographic reasons, is awarded the Tampa Bay franchise.

## 1975

**TEAM NICKNAME ANNOUNCED (2/15)** – After reviewing over 400 name possibilities, an advisory board announces the team's new nickname will be the Buccaneers.

**BUCCANEERS UNVEIL LOGO AND COLORS (4/15)** – The team unveils a logo designed by Tampa Tribune artist Lamar Sparkman consisting of Florida orange, white and red.

**STADIUM LEASE APPROVED (4/21)** – The Tampa Sports Authority unanimously approves a 30-year lease agreement with the Buccaneers for use of Tampa Stadium. Three days later, the Tampa City Council votes 6-1 to approve the lease and expansion to 72,000 seats.

**STADIUM EXPANSION BEGINS (7/9)** – Ground is broken for the expansion of Tampa Stadium, financed by the sale of \$13 million in bonds by the Tampa Sports Authority.

**MCKAY NAMED COACH (10/31)** – John McKay leaves the University of Southern California where he had coached four national championship teams, signing a five-year contract to coach the Buccaneers.

**BUCS PLACED IN DIVISION (11/4)** – Tampa Bay is placed in the AFC West with the understanding that it will switch to the NFC Central the following season.

**BUCS WIN FIRST OVERALL SELECTION (12/27)** – In a drawing held prior to the Pittsburgh vs. Baltimore playoff game, Bucs owner Hugh Culverhouse is awarded the first pick in the following year's NFL college draft while Seattle receives the initial pick in the veteran allocation draft.

## 1976

**WARNER BUYS LARGE SHARE OF TEAM (2/15)** – Cincinnati businessman Marvin L. Warner, president of Warner National Corp. and a longtime friend of Hugh Culverhouse, buys a large share of the team.

**VETERAN ALLOCATION DRAFT (3/30)** – The Buccaneers stock their roster by adding 39 players through the NFL's veteran allocation draft.

**FIRST TRADE ANNOUNCED (4/2)** – The Bucs make the first trade in franchise history, acquiring former Heisman Trophy winner QB Steve Spurrier from the San Francisco 49ers for two players and a second-round draft choice.

**SELMON DRAFTED (4/8)** – Tampa Bay takes Lee Roy Selmon with the first selection in the NFL college draft.

**INAUGURAL SEASON BEGINS (7/31)** – In the team's first-ever preseason action, the Bucs lose 26-3 at the hands of the Los Angeles Rams at the L.A. Coliseum. PK Paul Rajecki's 18-yard FG goes down as the first points in team history.

**FIRST PRESEASON VICTORY (8/14)** – The Buccaneers win their first preseason game, defeating the Atlanta Falcons 17-3 at the Jacksonville Gator Bowl.

**REGULAR SEASON OPENER (9/12)** – Tampa Bay loses its first regular season game 20-0 at Houston.

**GREEN SCORES FIRST REGULAR SEASON POINTS (9/26)** – In a 14-9 loss to the Buffalo Bills, K Dave Green connects on a 39-yard FG, posting the franchise's first regular season points.

## 1977

**FIRST REGULAR SEASON VICTORY (12/11)** – The Bucs tie an NFL record with three interceptions returned for TDs and end 26 games of frustration with their first regular season victory, a 33-14 win at New Orleans. Over 8,000 fans greet the team when it returns to One Buccaneer Place.

**BACK-TO-BACK WINS (12/18)** – Tampa Bay wins its second game in a row and first at home, beating the St. Louis Cardinals 17-7.

## 1978

**TAMPA HOSTS PRO BOWL (1/23)** – Tampa Stadium is the site of the 1978 Pro Bowl.

**DUBOSE RUNS FOR 100 YARDS (10/15)** – RB Jimmy DuBose becomes the first Buc to rush for 100 yards in a game (109 yards on 24 carries) as the Bucs lose on the road to the Giants 17-14.

**BUCS REACH .500 (10/22)** – Tampa Bay defeats Chicago 33-19 to up its record to 4-4, but injuries ultimately cripple the team during the second half of the season.

## 1979

**CULVERHOUSE BUYS CONTROLLING INTEREST (1/3)** – Hugh Culverhouse purchases Marvin Warner's minority interest, thereby gaining control of the team.

**PEAR BECOMES FIRST PRO BOWL BUC (1/29)** – DT Dave Pear becomes the first Buccaneer to play and start in the Pro Bowl.

**BUCS JUMP OUT TO HOTTEST START OF SEASON (9/30)** – The Buccaneers lay claim to the best record in the league by beating the Bears 17-13 at Chicago and running their record to 5-0, the best start in team history and a franchise record for consecutive victories that would not be matched until 1997.

**BELL REACHES 1,000-YARD MARK (11/25)** – RB Ricky Bell becomes the first rusher in team history to reach 1,000 yards after compiling 101 yards on the ground in a 23-22 loss to the Minnesota Vikings. Bell eventually finishes the season with 1,263 rushing yards.

**BUCS CLINCH FIRST-EVER NFC CENTRAL TITLE (12/16)** – The Bucs defeat the Kansas City Chiefs 3-0 in a torrential downpour in Tampa to win the NFC Central Division and earn the first-ever playoff berth in team history. Neil O'Donoghue drills a 19-yard field goal for the game's only points as RB Ricky Bell gains 137 yards on the ground.

**SELMON NAMED NFL DEFENSIVE PLAYER OF THE YEAR (12/20)** – DE Lee Roy Selmon becomes first player in team history to be named NFL Defensive Player of the Year. Selmon recorded 117 tackles, two fumble recoveries, three forced fumbles and 11 sacks during the 1979 regular season.

**TAMPA BAY WINS FIRST PLAYOFF GAME (12/29)** – Led by RB Ricky Bell's 142-yard, two-touchdown performance, the Bucs defeat the Philadelphia Eagles 24-17 in their first-ever playoff appearance.

## 1980

**BUCS FINISH ONE GAME SHORT OF THE SUPER BOWL (1/6)** – The team's first playoff season comes to an end as the Bucs lose 9-0 to the Los Angeles Rams in the NFC Championship Game played in Tampa Stadium.

**MCKAY GIVEN CONTRACT EXTENSION (1/7)** – Head Coach John McKay is given a five-year contract extension. It is also announced that he will become the team's president upon his retirement from coaching.

**SELMON BECOMES SECOND PRO BOWLER (1/29)** – DE Lee Roy Selmon becomes the team's second player to see Pro Bowl action.

**TAMPA BAY MAKES PRIME TIME DEBUT (9/11)** – The Buccaneers avenge the previous January's NFC Championship Game defeat (9-0) with a 10-9 victory over the Los Angeles Rams in Tampa Bay's first-ever appearance on ABC's prime time football series (Thursday night game).

**BUCS RUN WILD IN WIN OVER GIANTS (11/2)** – Tampa Bay running backs account for a team record 244 rushing yards (later surpassed) en route to a 30-13 victory over the N.Y. Giants.

## 1981

**TAMPA BAY DEFEATS ATLANTA, MOVES INTO FIRST PLACE (12/6)** – The Buccaneers, led by QB Doug Williams' season-best 336 passing yards, pull out a 24-23 victory over the Atlanta Falcons. The win is Tampa Bay's third in a row and places the team in sole possession of first place in the NFC Central.

**BUCS CLINCH SECOND NFC TITLE IN THREE YEARS (12/20)** – Tampa Bay wins an exciting showdown in Detroit, besting the Lions 20-17 and securing the NFC Central Division title. WR Kevin House reels in an 84-yard touchdown strike from QB Doug Williams and DT David Logan returns a fumble recovery 21 yards for another Buc score.

## 1982

**BUCS ELIMINATED FROM PLAYOFFS (1/2)** – Dallas Cowboys defeat the Bucs 38-0 at Texas Stadium.

**PLAYERS STRIKE ANNOUNCED (9/20)** – The NFL Players Association announces the beginning of the union's strike.

**LABOR PEACE REACHED (11/16)** – After a 57-day strike, the NFL Management Council and the NFL Players Association announce a settlement.

**TAMPA BAY WINS FIRST MONDAY NIGHT GAME AT HOME (11/29)** – After starting off 0-3, Tampa Bay defeats the cross-state rival Miami Dolphins 23-17, marking the first Monday Night victory at Tampa Stadium.

## 1983

**BUCS REACH PLAYOFFS FOR THIRD TIME IN FOUR YEARS (1/2)** – QB Doug Williams leads a fierce rally from a 17-point halftime deficit as K Bill Capece's 33-yard field goal in overtime secures the Buccaneer victory. The team wins five of its last six games, securing each victory in the final minute.

**DALLAS ENDS TAMPA BAY'S PLAYOFF HOPES (1/9)** – The Dallas Cowboys defeat Tampa Bay 30-17 in the first round of playoffs.

**WILDER SETS SINGLE-GAME RECORDS (11/6)** – RB James Wilder sets team marks for combined yards (239) and rushing yards (219) in a game, helping the Bucs break into the win column for the first time.

## 1984

**TAMPA HOSTS SUPER BOWL XVIII (1/22)** – The Los Angeles Raiders defeat the Washington Redskins 38-9 in front of a crowd of 72,920 as Tampa hosts its first Super Bowl.

**WILDER RUNS FOR 172 YARDS IN WIN OVER PACKERS (9/30)** – RB James Wilder carries the ball a record 43 times for 172 yards in leading Tampa Bay to a 30-27 overtime victory over the Green Bay Packers. Wilder eventually goes on to record the best rushing season in Bucs history, compiling 1,544 yards and 13 touchdowns on an NFL record 407 carries.

**MCKAY ANNOUNCES RESIGNATION (11/5)** – Head Coach John McKay announces his resignation, effective at the end of the season. The announcement comes one day after a 27-24 loss at Minnesota with the Bucs owning a 4-6 record.

**MCKAY'S FINAL GAME (12/16)** – Tampa Bay defeats the N.Y. Jets 41-21 in John McKay's final game as a head coach. He finishes an overall 171-128-9, including a 44-88-1 mark as the Bucs' head coach.

## 1985

**BENNETT NAMED HEAD COACH (1/23)** – Hugh Culverhouse names former Atlanta Falcons head coach Leeman Bennett as John McKay's replacement.

**SELMON PLAYS IN FINAL PRO BOWL (1/27)** – DE Lee Roy Selmon plays in his sixth and final Pro Bowl. A herniated disk, which eventually required surgery, is discovered in his back at the game. The injury later forces Selmon to retire after missing the entire 1985 season.

**BUCS RECORD FIRST SHUTOUT SINCE '79 (11/10)** – Tampa Bay defeats the St. Louis Cardinals 16-0, marking the team's first shutout since 1979 (vs. Kansas City), and snapping a nine-game losing streak.

## 1986

**SELMON'S JERSEY RETIRED (9/7)** – In halftime ceremonies at the season-opener versus San Francisco, six-time Pro Bowler DE Lee Roy Selmon's jersey is retired. Selmon's number 63 becomes the first and only jersey in team history to be retired.

**BENNETT FIRED (12/29)** – Leeman Bennett is relieved of his position after compiling a 4-28 record as the Bucs' head coach.

**PERKINS NAMED HEAD COACH (12/31)** – Former Alabama Head Coach Ray Perkins is hired as the Bucs' Head Coach and Vice-President/Football Operations.

## 1987

**TAMPA BAY AWARDED SUPER BOWL XXV (5/20)** – Tampa is awarded the Silver Anniversary Super Bowl to be played on January 27, 1991.

**BUCS OPEN SEASON WITH ROUT OF ATLANTA (9/13)** – QB Steve DeBerg establishes a franchise record with five touchdown passes and the Bucs set marks for most points (48) and largest margin of victory (38) in a 48-10 besting of Atlanta.

**STRIKE INTERRUPTS SEASON (10/1)** – The NFL Players Association calls for its second work stoppage in six seasons. After a 24-day strike in which replacement players were used in three games, the NFL and Players Union come to an agreement.

**1988**

**TESTAVERDE PASSES FOR 469 YARDS (10/16)** – QB Vinny Testaverde passes for the second-highest single-game yardage in franchise history (469) at Indianapolis.

**BUCS DEFEAT EVENTUAL AFC CHAMPION BUFFALO (12/4)** – Tampa Bay's win over the eventual AFC Champion Buffalo Bills is the first 10-5 score in NFL history.

**1989**

**TAMPA BAY DEFEATS CHICAGO FOR FIRST TIME IN 13 TRIES (10/8)** – The Bucs score 28 first half points (second most in team history) to end 12 games of frustration against the Bears before the largest crowd ever at a Bucs game (72,077).

**BUCS COMPLETE SEASON SWEEP OF BEARS (11/19)** – K Donald Igwebuike's last-second 28-yard field goal completes the first-ever season sweep of Chicago. The win marks the Bucs' first at Soldier Field in 10 years (9/30/79).

**WR MARK CARRIER FINISHES PRO BOWL SEASON (12/24)** – With six catches for 101 yards versus Pittsburgh, WR Mark Carrier caps off a Pro Bowl season in which he set club records of 86 receptions and 1,422 receiving yards.

**1990**

**TAMPA BAY JUMPS OUT TO BEST START SINCE '79 (9/30)** – After beating the Minnesota Vikings 23-20 in overtime, the Bucs run their record to 3-1.

**PERKINS FIRED (12/3)** – Head Coach Ray Perkins is relieved of his position after Tampa Bay drops to 5-8. Assistant Head Coach/Receivers Richard Williamson is named interim head coach.

**1991**

**GIANTS WIN SUPER BOWL XXV (1/23)** – The N.Y. Giants win Super Bowl XXV in thrilling fashion, beating the Buffalo Bills 21-19 at Tampa Stadium.

**WILLIAMSON NAMED HEAD COACH (2/4)** – Gay Culverhouse is announced as the team's new president, Phil Krueger is named general manager and Richard Williamson becomes the full-time head coach.

**COBB SETS TEAM RECORD FOR RUSHING TDS IN A GAME (11/20)** – RB Reggie Cobb establishes a team mark with three rushing scores in a 30-21 Buccaneer triumph over the Detroit Lions.

**SELMON, BELL AND MCKAY HONORED (12/8)** – DE Lee Roy Selmon, RB Ricky Bell and Head Coach John McKay are inducted into the team's Krewe of Honor.

**WILLIAMSON FIRED (12/27)** – Richard Williamson is relieved as head coach after compiling a 4-15 record.

**1992**

**WYCHE NAMED HEAD COACH (1/10)** – Former Cincinnati Bengals Head Coach Sam Wyche is named as Richard Williamson's replacement. Wyche becomes the fifth head coach in Tampa Bay history.

**WILLIAMS INDUCTED INTO KREWE OF HONOR (9/6)** – QB Doug Williams becomes the third player inducted into the team's Krewe of Honor.

**COBB RECORDS FIFTH-BEST RUSHING SEASON (12/27)** – The Bucs defeat the Phoenix Cardinals 7-3 as RB Reggie Cobb caps off the fifth-best rushing performance in team history (1,171 yards).

**1993**

**BUCS SIGN NICKERSON AS AN UNRESTRICTED FREE AGENT (3/18)** – Former Pittsburgh Steelers LB Hardy Nickerson signs a three-year contract to become the Buccaneers' first free agent acquisition under the NFL's new Collective Bargaining Agreement.

**NICKERSON EARNS PRO BOWL SELECTION (12/29)** – After compiling a team record 214 tackles, Nickerson is voted as the NFC's starting linebacker in the Pro Bowl and later becomes only the second Buccaneer to be named AP All-Pro.

**1994**

**CULVERHOUSE DIES (8/25)** – Hugh Culverhouse dies of lung cancer at the age of 75. The team is placed under control of a three-man trust headed by Culverhouse's law partner Steven Story, along with Jack Donlan and Fred Cone.

**MCKAY NAMED GENERAL MANAGER (11/8)** – Vice-President/Football Operations Rich McKay is promoted to General Manager.

**RHETT RUSHES FOR 192 YARDS (12/4)** – RB Errict Rhett records the second-best single-game rushing total in team history when he rambles for 192 yards on 40 carries (third-most in team annals) in a 26-21 victory over the Washington Redskins. Rhett eventually becomes the first Buc rookie to rush for over 1,000 yards (1,011).

**BUCS SELL OUT SEASON FINALE (12/24)** – The Buccaneers are defeated by the Packers 34-19 in front of the first sellout at Tampa Stadium in two years (11/15/92).

**1995**

**BUCCANEERS SOLD TO MALCOLM GLAZER (1/16)** – Steven Story announces that, pending NFL approval, the Buccaneers have been sold to Palm Beach investor Malcolm Glazer for the highest price ever paid for a sports franchise.

**NFL APPROVES SALE OF TEAM (3/13)** – NFL owners unanimously approve Malcolm Glazer's purchase of the Buccaneers one day after the NFL Finance Committee gave its unanimous approval at the Owner's Meetings in Phoenix, AZ.

**BUCS SIGN DRAFT PICKS IN RECORD FASHION (5/10)** – With the signing of second-round selection S Melvin Johnson, Tampa Bay becomes the quickest team in NFL history to sign all its draft picks.

**SALE OF THE TEAM IS FINALIZED (6/30)** – Malcolm Glazer officially becomes the team's new owner after the sale of the team is finalized in Charlotte, NC. Bryan and Joel Glazer are named executive vice-presidents.

**SELMON INDUCTED INTO HALL OF FAME (7/29)** – DE Lee Roy Selmon becomes the first Buccaneer inducted into the NFL Hall of Fame. Selmon is introduced by his brother and former Buc teammate Dewey.

**BUCS MOVE INTO SOLE POSSESSION OF FIRST PLACE (10/15)** – K Michael Husted's 51-yard game-winning FG propels Tampa Bay past Minnesota and into sole possession of first place in the NFC Central Division. The victory marks the first time since the final day of the 1981 season that the team has been alone in first place.

**GRUBER MARKS RECORD START (11/26)** – LT Paul Gruber makes his 118th career start, thus surpassing DE Lee Roy Selmon's team record of 117.

**RHETT SURPASSES 1,000-YARD MARK (12/3)** – RB Errict Rhett goes over 1,000 yards for the second consecutive year to become only the 12th player in NFL history to accomplish the feat in his first two league seasons.

**WYCHE IS FIRED (12/27)** – The team announces that Sam Wyche will not return as head coach in 1996. Wyche leaves his post with a 23-41 record.

**1996**

**DUNGY NAMED HEAD COACH (1/22)** – Minnesota Defensive Coordinator Tony Dungy is named as the Buccaneers' sixth head coach.

**NICKERSON RE-SIGNS WITH TEAM (2/22)** – LB Hardy Nickerson, the Buccaneers' Most Valuable Player in 1993 and '95, agrees to a four-year deal to remain with the team.

**COMMUNITY INVESTMENT TAX PASSES (9/3)** – Hillsborough County voters pass the Community Investment Tax by a 53-47% margin. The tax will fund the construction of a new stadium and practice facility as well as various other community projects.

**DUNGY WINS FIRST GAME (10/8)** – Tony Dungy earns his first victory as Buccaneer head coach with a 24-13 victory over his former team, the Minnesota Vikings.

**BUCS DEFEAT CHARGERS FOR FIRST CALIFORNIA WIN SINCE '80 (11/17)** – Tampa Bay edges the San Diego Chargers 25-17 to earn its first victory in California since 1980 (24-23 vs. San Francisco).

**1997**

**GRUBER RE-SIGNS (2/13)** – LT Paul Gruber, the team's designated franchise player and cornerstone of the Buc offensive line for the past eight years, signs a three-year deal to remain in Tampa.

**BUCCANEERS UNVEIL NEW LOGO AND COLORS (4/9)** – The team unveils its eagerly anticipated new logo and color scheme at a noon downtown ceremony. The new logo, consisting of a red pirate flag with a skull and crossed swords, draws instant rave reviews. The team colors are Buccaneer red, pewter, black and orange.

**STATE SUPREME COURT RULES IN FAVOR OF COUNTY, BUCS (5/22)** – The Florida State Supreme Court refuses former Tampa Mayor Bill Poe's opposition to the stadium. In a 7-0 decision, the Court rules all aspects of the tax are constitutional.

**BUCS START SEASON WITH FIVE CONSECUTIVE WINS (9/28)** – The Buccaneers match the franchise record for most consecutive wins at the start of a season with five. After a 13-6 season-opening defeat of the San Francisco 49ers, the team rolls on to road victories at Detroit (9/7) and Minnesota (9/14) and home defeats of Miami (9/21) and Arizona (9/28).

**MAYBERRY ATTAINS CONSECUTIVE STARTS RECORD (10/26)** – C Tony Mayberry achieves one of the more remarkable achievements in team history by surpassing Dave Logan's streak of 103 consecutive games started in the team's 10/26 contest versus Minnesota.

**CULPEPPER BECOMES FIRST TO BAG TRIFECTA TWICE IN SAME SEASON (11/9)** – DT Brad Culpepper enters the team's sack race with a three-sack performance against Arizona (9/28) in a week-five contest, becoming just the fifth player in team history to do so. Little more than a month later, he becomes the first player in team annals to accomplish the feat twice in the same season with a trio of sacks at Atlanta.

**BUCS SET SINGLE-GAME ATTENDANCE MARK (12/7)** – After setting a new single-game attendance record earlier in the season on 9/21 against Miami (73,314), the Bucs eclipse that mark when 73,523 are in attendance for the team's 6-17 loss to the Green Bay Packers.

**BUCS TIE FRANCHISE RECORD FOR WINS (12/21)** – By virtue of their season-ending 31-15 downing of the Chicago Bears, the Bucs match the club record for most regular season victories in a season with 10, assuring themselves an NFC Wild Card berth.

**FIRST PLAYOFF GAME PLAYED IN TAMPA IN 15 YEARS (12/28)** – The Buccaneers defeat the Detroit Lions 20-10 in front of a sellout crowd of 73,361 in the final game played at Houlihan's Stadium. The game is marked by outstanding individual performances, including FB Mike Alstott's team playoff-record 31-yard touchdown run in which he barrels through a variety of Lions defenders.

**1998**

**NFL-HIGH EIGHT BUCS PLAY IN PRO BOWL (2/1)** – As further recognition of the team's dramatic rise in league prominence, a team-record and NFL-most eight Buc players are selected to play in the Pro Bowl. Joining third-time selection LB Hardy Nickerson are first timers FB Mike Alstott, LB Derrick Brooks, QB Trent Dilfer, RB Warrick Dunn, S John Lynch, C Tony Mayberry and DT Warren Sapp.

**DUNGY RECEIVES NEW CONTRACT (3/11)** – After tying the franchise record for victories in a season with 10, Head Coach Tony Dungy is rewarded by Owner Malcolm Glazer with a new five-year contract that essentially voids out his original contract.

**SAPP SIGNS EXTENSION TO BECOME TEAM'S HIGHEST-PAID PLAYER (3/18)** – Pro Bowl DT Warren Sapp agrees to a six-year contract that makes him the wealthiest player in team history and one of the highest paid defensive tackles in the league.

**MCKAY RECEIVES CONTRACT EXTENSION (4/30)** – Owner Malcolm Glazer rewards General Manager Rich McKay with a new five-year contract extension for his efforts in assembling one of the league's most talent-rich rosters. McKay's new deal guarantees that he will be with the team through the 2002 season.

**BUCS SELL OUT INAUGURAL RAYMOND JAMES STADIUM SEASON (8/2, 8/15)** – For the first time in team history, the Buccaneers entire home schedule is sold out before the season begins. Though the Bucs will play seven straight road games (including pre-season) to open 1998, the entire sum of single-game tickets for the eight home games in Raymond James Stadium sells out on the first day of availability.

**BUCS OPEN NEW ERA IN RAYMOND JAMES STADIUM WITH DRAMATIC VICTORY (9/20)** – Raymond James Stadium, already known as 'The Crown Jewel of the NFL', officially opens as the Buccaneers take on arch-rival Chicago. TE Dave Moore's acrobatic one-handed touchdown catch sparks a 27-point rally as Tampa Bay wins its Raymond James Stadium debut, 27-15.

**TAMPA BAY OUTGUNS UNDEFEATED MINNESOTA IN RAYMOND JAMES SHOOTOUT (11/1)** – The Buccaneers run their Raymond James Stadium record to 4-0 with an eye-opening, 27-24 upset of the previously undefeated Minnesota Vikings. The Vikings' only regular-season loss of 1998 is powered by a Buccaneer-record 246 rushing yards, including the first dual-100-yard performance in team history by FB Mike Alstott (128 yards) and RB Warrick Dunn (115).

**FIRST MONDAY NIGHT FOOTBALL VICTORY IN 16 YEARS COMES AT EXPENSE OF PACKERS (12/7)** – Having ended a 15-year hiatus from ABC's Monday Night Football earlier in the year at Detroit, Tampa Bay records its first MNF victory since 1982 with a 24-22 dismissal of Green Bay. QB Trent Dilfer completes 64 and 62-yard TD passes to WR Jacquez Green and WR Reidel Anthony and the Buccaneer defense records eight sacks and a team-record eight forced fumbles.

**BUCS BLANK CINCY FOR FIRST ROAD SHUTOUT (12/27)** – Tampa Bay records the third shutout in team history, the first since 1985 and the first on the road with a 35-0 dismantling of Cincinnati in the season finale. FB Mike Alstott ties a team-record with three touchdown runs as the Bucs open a 28-0 lead by halftime.

**1999**

**FIVE BUCS MAKE REPEAT PRO BOWL VISIT (2/7)** – A five-some of Bucs, the second-largest contingent in team history, represents the NFC in the Pro Bowl; all five are repeat honorees from the team's NFL-high group of eight Pro Bowlers in 1998. LB Hardy Nickerson makes his fourth visit, tying TE Jimmie Giles for the second-most in team history, and DT Warren Sapp, LB Derrick Brooks, C Tony Mayberry and FB Mike Alstott all make their second trips.

**BUCS COMPLETE UNDEFEATED PRESEASON (9/3)** – Rookie QB Shaun King hits rookie WR Darnell McDonald on a three-yard TD pass with seven seconds left, lifting the Bucs to a 16-13 win over host Washington. The victory caps a 4-0 preseason campaign, the franchise's first in 16 years.

**SACK ATTACK SMOTHERS EAGLES (9/19)** – Tampa Bay's swarming defensive line racks up nine sacks in a 19-5 win at Philadelphia. DT Warren Sapp and DE Chidi Ahanotu each collect three sacks, while DE Marcus Jones bags two and DT Brad Culepepper adds one. The nine-sack effort falls one sack short of the team record of 10, set in 1979 at Baltimore.

**GRAMATICA BOOTS ATLANTA (11/21)** – Rookie K Martin Gramatica kicks four FGs, including a game-winning 53-yarder with 58 seconds remaining, to rally Tampa Bay to a 19-10 win over Atlanta at Raymond James Stadium. Gramatica had earlier nailed attempts from 24, 26 and 50 yards. He became the first Buccaneer kicker to boot two 50-plus-yard FGs in one game. The last time a rookie K booted a game-winning FG of that length was San Francisco's Steve Mike-Meyer, who nailed a 54-yarder against the Rams (11/9/75).

**KING SHINES IN RELIEF ROLE (11/28)** – Rookie QB Shaun King replaces an injured Trent Dilfer (clavicle) and escorts Tampa Bay to a 16-3 win at Seattle. The win marks the club's first in the Kingdome. King hits WR Jacquez Green for his first career completion, then later lofts a scoring toss to TE Patrick Hape, sealing Tampa Bay's fourth consecutive victory.

**RECORD CROWD LIFTS BUCS TO MONDAY NIGHT WIN (12/6)** – Tampa Bay beats Minnesota 24-17 before a then-record crowd of 65,741 at Raymond James Stadium. The game marks the starting debut of rookie QB Shaun King, who throws two second-half TD passes. Tampa Bay's swarming defense forces four Viking turnovers, including a 55-yard INT return by CB Donnie Abraham on the third play of the game.

**BUCS WIN SIXTH CONSECUTIVE GAME (12/12)** – Tampa Bay rallies for two fourth-quarter TDs to defeat Detroit 23-16 at Raymond James Stadium. The win is the Bucs' sixth consecutive triumph, breaking the team mark of five consecutive victories (1979, 1997). In the process, Tampa Bay assumes sole possession of first place in the NFC Central Division.

**BUCS SET HOME WIN MARK AGAINST PACKERS (12/26)** – Tampa Bay completes its 1999 home slate with a club-record 7-1 mark after a 29-10 triumph over Green Bay. FB Mike Alstott runs for two TDs in the fourth quarter to seal the win. The Bucs' previous best home record was a 6-2 mark, set in 1984 and 1998. Tampa Bay also clinches its fifth-ever playoff appearance.

## 2000

**BUCS CLAIM FIRST NFC CENTRAL TITLE IN 18 YEARS (1/2)** – The Bucs beat Chicago 20-6 at Soldier Field to claim their first NFC Central Division title since 1981. Tampa Bay also concludes the regular season with a franchise-record 11 wins. The Bucs rush for 143 yards and hold the potent Bears offense to two FGs. An estimated crowd of 5,000 greets the champs upon their arrival at One Buccaneer Place Sunday night.

**FOUR BUCS EARN FIRST-TEAM-ALL-PRO HONORS (1/8)** – Four Buccaneers — FB Mike Alstott, LB Derrick Brooks, S John Lynch and DT Warren Sapp — earn first-team All-Pro honors from the Associated Press. Tampa Bay could claim five first team AP All-Pro selections in the franchise's first 23 seasons of existence. The Bucs tied the eventual Super Bowl champion Rams for most players on the 1999 squad.

**SAPP NAMED AP NFL DEFENSIVE PLAYER OF THE YEAR (1/13)** – DT Warren Sapp earns NFL Defensive Player of the Year honors from the Associated Press. In a poll of 50 media members, Sapp receives 19 votes, edging out Tennessee DE Jevon Kearse. Sapp is the first Buccaneer to win the award since Hall of Famer Lee Roy

Selmon won the trophy in 1979. Sapp finished the regular season with 54 tackles and a career-best 12.5 sacks.

**BUCS RALLY PAST REDSKINS IN DIVISIONAL PLAYOFF (1/15)** – Tampa Bay rallies from a 13-0 deficit to defeat the Washington Redskins 14-13 in an NFC divisional playoff game before a record crowd of 65,835 at Raymond James Stadium. QB Shaun King hits TE John Davis on a one-yard TD toss midway through the fourth quarter to give the Bucs their first and only lead. Tampa Bay's defense holds Washington's second-ranked offense to 157 total yards and no offensive TDs. The win propels the Bucs to their first NFC Championship Game in 20 years.

**TAMPA BAY FALLS ONE WIN SHY OF SUPER BOWL (1/23)** – Tampa Bay's valiant defensive effort falls short as the St. Louis Rams rally late for an 11-6 win in the NFC Championship Game at the Trans World Dome. The Bucs hold the high-powered Rams offense 22 points below their season average. St. Louis would capture Super Bowl XXXIV the following Sunday in Atlanta.

**SIX BUCS HELP COACHING STAFF DEFEAT AFC IN PRO BOWL (2/6)** – The NFC, led by Tony Dungy and the rest of the Buccaneers coaching staff, whips the AFC 51-31 in the highest-scoring Pro Bowl ever. Tampa Bay is represented by six players — FB Mike Alstott, LB Derrick Brooks, S John Lynch, C Tony Mayberry, LB Hardy Nickerson and DT Warren Sapp. Alstott scores three TDs and Brooks returns a QB Mark Brunell INT for a score.

**BUCS INK 11-TIME PRO BOWLER MCDANIEL (3/1)** – The Bucs snag another former Vikings offensive lineman, signing perennial Pro Bowl G Randall McDaniel to a three-year contract. McDaniel, who spent his previous 12 seasons in Minnesota, owns the NFL record for consecutive Pro Bowl starts with 11. He enters the 2000 season with 170 consecutive starts, second only to Tennessee's Bruce Matthews (197) among active players.

**BUCS TRADE FOR JETS WR JOHNSON (4/12)** – The Bucs trade their two first-round picks (13th, 27th overall) in the 1999 NFL Draft to the New York Jets for two-time Pro Bowl WR Keyshawn Johnson. Tampa Bay then signs Johnson to an eight-year contract. Johnson's 305 catches over his first four NFL seasons trail only WR Marvin Harrison (Colts, 311, 1996-98) and WR Andre Rison (Falcons, 308, 1989-92) in league annals. The fifth-year pro can also boast 31 career scoring grabs.

**BUCS RECORD LARGEST MARGIN OF VICTORY IN HOME OPENER (9/10)** – Tampa Bay records the largest margin of victory in team history with a 41-0 win over Chicago in its home opener at Raymond James Stadium. The Bucs defense extends their streak to 14 quarters against Chicago without allowing a touchdown, and limits the Bears to just 165 total yards, including 49 passing, while forcing four turnovers.

**BUCS KNOCK OFF UNDEFEATED VIKINGS (10/29)** – The Bucs offense scores on each of its first four possessions as Tampa Bay snaps a four-game skid and ends Minnesota's 7-0 start at Raymond James Stadium. Tampa Bay's 31 first-half points ties the club record for points in a half. For the first time in club history, Tampa Bay scores 40-plus points in a game twice in the same season.

**SAPP SETS SINGLE-SEASON SACK RECORD (11/26)** – DT Warren Sapp breaks DE Lee Roy Selmon's franchise record for sacks in a season with two — giving him 13.5 for the year — as Tampa Bay downs Buffalo 31-17 at Raymond James Stadium. The Bucs' defense notches six sacks overall to surpass the club's single-season record of 44 in 1997.

**DUNN LEADS CLUB-RECORD DAY ON THE GROUND (12/3)** – Tampa Bay sets a club record with 250 yards rushing, including a career-high 210 by RB Warrick Dunn, on the way to a 27-7 victory over Dallas at Raymond James Stadium. Dunn's performance marks the second-best single-game effort in Bucs' history. K Martin Gramatica adds a 25-yard FG prior to halftime, tying the franchise record for consecutive field goals made with his 16th straight.



**BUCS SET FRANCHISE MARK FOR POINTS SCORED (12/10)** – S Damien Robinson intercepts Miami QB Jay Fiedler at the Bucs nine-yard line with 14 seconds remaining as Tampa Bay holds on for a 16-13 victory at rainy Pro Player Stadium. With the 16 points, Tampa Bay sets a club record for points in a season with 336, eclipsing the previous mark of 335 points in 1984. In addition, K Martin Gramatica breaks his own record for points in a season.

**TAMPA BAY CLINCHES SECOND STRAIGHT PLAYOFF BERTH (12/18)** – RB Warrick Dunn scores his third rushing touchdown of the game with 48 seconds remaining as Tampa Bay rallies for a 38-35 win over St. Louis before a national television audience on Monday Night Football. With the win at Raymond James Stadium, the Bucs clinch their second straight playoff berth and third in the last four seasons. Head coach Tony Dungy also becomes the winningest coach in franchise history with his 45th coaching victory.

## 2001

**CHRISTENSEN PROMOTED TO OFFENSIVE COORDINATOR (1/26)** – Quarterbacks coach Clyde Christensen is promoted to offensive coordinator. Christensen coached Tampa Bay's quarterbacks in 1999 and 2000 after tutoring the tight ends for his first three years from 1996-98.

**BUCS HOST THIRD SUPER BOWL (1/28)** – Baltimore defeats the N.Y. Giants, 34-7 as Tampa Bay plays host to Super Bowl XXXV at Raymond James Stadium.

**LEAGUE-HIGH AND TEAM-RECORD NINE BUCS PLAY IN PRO BOWL (2/4)** – Tampa Bay boasts a league-high and team-record nine players in the 2001 Pro Bowl in Hawaii. The Bucs' contingent includes a club-record six starters, but the AFC posts a 38-17 victory.

**BUCS GRAB BRAD JOHNSON IN FREE AGENCY (3/6)** – Tampa Bay ventures into free agency and returns with the biggest name on the market in Washington Redskins QB Brad Johnson. Johnson, who ranks third all-time in completion percentage, signs a five-year contract.

**RICE JOINS THREE OTHER FIRST-ROUNDERS ON DEFENSIVE LINE (3/23)** – Arizona Cardinals Pro Bowl DE Simeon Rice signs a five-year contract with Tampa Bay, joining a defensive line that features three other former first-round draft picks. Rice, who established an Arizona franchise mark with 16.5 quarterback sacks in 1999, notched 51.5 career sacks with the Cardinals.

**JOHN MCKAY DIES (6/10)** – John McKay, the first coach in Buccaneers history, dies of kidney failure due to complications from diabetes at the age of 77. McKay coached Tampa Bay from 1976-1984, leading the team to three playoff appearances, including a trip to the 1979 NFC Championship Game.

**BUCS SECOND GAME POSTPONED DUE TO TERRORIST ATTACKS (9/16)** – Due to the terrorist attacks on America on September 11, the NFL postpones all of its games on September 16 and 17, including the Bucs' home contest against Philadelphia. The games are rescheduled for the first weekend in January, with the rest of the playoff schedule, including the Super Bowl, moving back one week. Due to an already-scheduled bye in Week Three, the Bucs have a bizarre, 21-day layoff between the first and second games of the season.

**ALSTOTT LEADS ANOTHER HOME POUNDING OF THE VIKINGS (10/28)** – Almost exactly one year after demolishing Minnesota, 41-13, in Raymond James Stadium on 10/29/00, the Bucs prove it was no fluke with a 41-14 decision over the Vikings on 10/28/01. FB Mike Alstott leads the runaway victory with 129 rushing yards, tying a team and personal record with three rushing touchdowns.

**FIRST MNF ROAD VICTORY GIVES BUCS ANOTHER PRIME-TIME WIN OVER RAMS (11/26)** – For the second time in two years, the Buccaneers defeat the St. Louis Rams on Monday Night Football, following up a 38-35 thriller in Tampa in 2000 with a 24-17 victory at St. Louis in 2001. The win, which stands as the first road

win for the Bucs on Monday Night Football in team history, gives the Bucs a measure of revenge in the stadium that saw their run to the 1999 Super Bowl come to an end.

**BUCS RECORD THIRD STRAIGHT ROAD WIN (12/2)** – During yet another December surge, the Buccaneers defeat the Cincinnati Bengals, 16-13 in overtime, when S John Lynch forces and recovers a fumble at the Bengals' three-yard line early in the extra period, setting up K Martin Gramatica's game-winning field goal. Following wins at Detroit and St. Louis, the victory over Cincinnati gives Tampa Bay three consecutive road wins for the first time in franchise history.

**BUCS TIE SINGLE-GAME SCORING RECORD IN CRUCIAL WIN OVER NEW ORLEANS (12/23)** – In a contest that would basically eliminate the loser from playoff contention and nearly guarantee the winner a postseason spot, the Buccaneers explode for 48 points in a blowout win over New Orleans. Taking a 30-0 halftime lead, the Bucs cruise to the 48-21 win, tying the team record for points scored in a single game (also against Atlanta, 9/13/97).

## 2002

**DUNGY DISMISSED (1/14)** – The team announces that Head Coach Tony Dungy has been relieved of his coaching duties after six seasons. Dungy posted a 54-42 record at the helm and led the Buccaneers to the playoffs in four of his six campaigns.

**GRUDEN INTRODUCED (2/20)** – New Head Coach Jon Gruden is introduced at a press conference at a downtown hotel after becoming the seventh head coach in franchise history. Gruden, 38, spent four seasons (1998-2001) as head coach of the Oakland Raiders.

**TAMPA BAY STARTS TRAINING CAMP AT DISNEY (7/29)** – The Buccaneers begin their first season under new Head Coach Jon Gruden at Disney's Wide World of Sports Complex at Walt Disney World Resort. For the first time, Tampa Bay will conduct training camp at Disney after training at the University of Tampa since 1987. The Buccaneers are the first NFL team to conduct training camp at Disney's sports complex.

**GRUDEN MAKES BUCCANEERS DEBUT (9/8)** – Jon Gruden, the Buccaneers seventh head coach, makes his regular season debut at Raymond James Stadium in a 26-20 overtime loss to the New Orleans Saints. Tampa Bay trails 20-10 late in the fourth quarter when they post a frantic 10-point comeback to send the game into overtime. The Bucs are forced to punt deep in their own territory on their third possession of overtime. P Tom Tupa lines up to punt, but senses pressure and is forced to pull the ball down and attempt a pass. Saints LB James Allen intercepts the pass in the end zone, giving New Orleans the victory

**TAMPA BAY DEFENSE STIFLES ANOTHER ROAD OPPONENT (10/6)** – For the third straight road contest, the Bucs defense does not allow a touchdown and posts an interception return for a score in a club-record fourth straight game en route to a 20-6 win over the Atlanta Falcons at the Georgia Dome. The defense ties a then season-high with four interceptions—all in the second half—and adds four sacks against the Falcons. LB Derrick Brooks becomes the first linebacker in NFL history with three interception returns for touchdowns in a single season.

**RICE SETS NFL RECORD (12/1)** – In a Week 13 contest at New Orleans, DE Simeon Rice sets an NFL single-season record by recording his fifth consecutive multi-sack game. His three-sack performance against the Saints highlights a five-game streak that began at Carolina on October 27, during which he totaled 11 sacks, 29 tackles, four forced fumbles and one pass defended.

**BUCCANEERS CLAIM FIRST NFC SOUTH TITLE (12/22)** – Tampa Bay and New Orleans enter their Week 16 contests with the Bucs holding a one-game advantage in the NFC South. New Orleans suffers a 20-13 loss at Cincinnati on Sunday, thereby giving the first NFC South Division title to Tampa Bay before the Buccaneers

take the field the following night against Pittsburgh. The division title is the fourth in Buccaneers history.

**GRAMATICA LEADS BUCS TO FRANCHISE-BEST 12TH VICTORY (12/29)** – Tampa Bay closes out the first regular season under Jon Gruden with its club record 12th win against the Chicago Bears in Champaign, IL. K Martin Gramatica kicks a career-high and team-record five field goals and the Bucs defense registers four interceptions in a 15-0 shutout. The win also marks the second road shutout of the season for the Buccaneers and is the first Tampa Bay victory in 22 tries when the thermometer reads below 40 degrees. With the victory, Tampa Bay finishes 6-2 on the road; the most wins away from home in franchise history, and secures the No. 2 seed in the NFC playoffs.

## 2003

**BROOKS NAMED NFL DEFENSIVE PLAYER OF THE YEAR (1/8)** – LB Derrick Brooks, the Bucs all-time leader in tackles, garners NFL Defensive Player of the Year honors. As part of the league's top-ranked defense in 2002, Brooks led the team with 107 tackles and tied for fourth in the NFC with five interceptions. Brooks was also selected to a club-record sixth-consecutive Pro Bowl in 2002 (as was DT Warren Sapp). His four touchdowns on turnovers in 2002 tied for the second-most in a single season in NFL history. He later adds another touchdown on an interception return in Super Bowl XXXVII.

**BUCS ADVANCE TO NFC CHAMPIONSHIP GAME (1/12)** – Tampa Bay qualifies for the NFC Championship Game for the third time in club history by defeating San Francisco 31-6 at Raymond James Stadium in an NFC Divisional Playoff contest. Tampa Bay races to a 28-6 halftime lead, scoring touchdowns on three consecutive possessions in the first half. The Bucs force five 49er turnovers and keep San Francisco out of the end zone for the first time in 50 games (including postseason).

**BUCS CLAIM NFC TITLE (1/19)** – Tampa Bay clinches its first NFC crown and Super Bowl berth with a 27-10 victory over the Philadelphia Eagles in the final game at Veterans Stadium. The Bucs defense forces three Eagle turnovers en route to securing the club's first postseason road win in franchise history. CB Ronde Barber paces an outstanding defensive effort and secures the victory with a club-record 92-yard interception return for a touchdown late in the fourth quarter.

**BUCS WIN SUPER BOWL XXXVII (1/26)** – The Bucs defeat the Oakland Raiders, 48-21, in Super Bowl XXXVII in San Diego behind a suffocating defense, setting Super Bowl records with five interceptions and three interception returns for touchdowns. It is the first NFL Championship in club history. At the age of 39, Jon Gruden becomes the youngest head coach to win a Super Bowl. S Dexter Jackson is named the game's MVP as the Bucs' top-ranked defense stifles the Raiders and the league's number one ranked offense. Tampa Bay limits Oakland to just 62 total yards in the first half, the second-fewest in Super Bowl history, and finishes the game surrendering just 269 total yards and 11 first downs. RB Michael Pittman runs for a season-high 125 yards and WR Keenan McCardell scores two touchdowns. LB Derrick Brooks seals the victory with a late fourth quarter interception return for a touchdown and CB Dwight Smith sets a Super Bowl record by returning a pair of second-half interceptions for touchdowns.

**WORLD CHAMPIONS PARADE THROUGH TAMPA (1/28)** – Following their 48-21 victory over Oakland in Super Bowl XXXVII, the World Champion Tampa Bay Buccaneers parade through downtown Tampa where more than 150,000 fans line the streets and crowd office buildings to celebrate the city's first major professional sports championship.

**BUCS SIGN DEFENSIVE COORDINATOR MONTE KIFFIN TO A NEW CONTRACT (1/30)** – Tampa Bay signs Monte Kiffin, architect of the NFL's top-ranked defense, to a new, three-year contract. Kiffin, a head coaching candidate, is rewarded for designing the first defense since the 1985 Chicago Bears to lead the league in total

defense, fewest points allowed and total interceptions. Tampa Bay's defense allowed just 196 points in 2002, the fifth-fewest in a single season in NFL history during a 16-game schedule.

**SEVEN BUCS APPEAR ON PRO BOWL ROSTER (2/2)** – Tampa Bay has seven players on the roster for the 2003 Pro Bowl in Hawaii; FB Mike Alstott, LB Derrick Brooks, QB Brad Johnson, S John Lynch, LB Shelton Quarles, DE Simeon Rice and DT Warren Sapp. A total of six Buccaneers, all but Sapp due to an injury, see game action in the 45-20 AFC victory.

**BUCS DEFEAT THE JETS IN THE 2003 AMERICAN BOWL IN TOKYO, JAPAN (8/2)** – The defending Super Bowl champion Tampa Bay Buccaneers opened the pre-season with a 30-14 victory over the N.Y. Jets in the 2003 American Bowl in their first-ever international appearance at the Tokyo Dome. Tampa Bay, which played in the final game of the 2002 season in its victory over the Oakland Raiders in Super Bowl XXXVII, joined the Jets in the first game of the 2003 pre-season in Tokyo, Japan. Tampa Bay also conducted a pair of practices at the Tokyo Dome in preparation for the exhibition contest.

**BUCS DEFEAT EAGLES IN 2003 REGULAR SEASON OPENER (9/8)** – The defending Super Bowl champion Tampa Bay Buccaneers open up the regular season with a convincing 17-0 victory over Philadelphia in the Eagles' first regular season game at Lincoln Financial Field. WR Joe Jurevicius caught a pair of second half touchdowns, including a spectacular fourth quarter scoring reception in which he deflected the ball over an Eagles defender, spun to his left and dove to haul in the improbable touchdown catch. Tampa Bay's defense limited the Eagles to just 245 total yards as Philadelphia suffered a home shutout for the first time since 1998.

**BUCS POST SECOND SHUTOUT OF THE SEASON (10/26)** – Tampa Bay forces three turnovers and limits Dallas to 178 total yards of offense as the Bucs post their second shutout of the season, defeating the Dallas Cowboys 16-0 at Raymond James Stadium. The shutout marks the eighth in club history, including four over the past two seasons (2002 and 2003).

**BUCS RECORD-SETTING SACK STREAK ENDS AT 69 (11/16)** – Tampa Bay, which had recorded at least one sack in an NFL-record 69 consecutive games, is held sackless by the Green Bay Packers. It was the first time the Bucs defense had failed to register at least one sack since October 3, 1999 at Minnesota. During that 69-game streak, the Bucs defense also became the first unit to register at least one sack and one takeaway in 50 consecutive games since 1963.

**ATLANTA FALCONS NAME RICH MCKAY PRESIDENT AND GENERAL MANAGER (12/15)** – The Atlanta Falcons name Rich McKay President and General Manager. McKay spent the previous 12 seasons with Tampa Bay (1992-2003), including the past nine years (1995-2003) as the club's general manager. Under McKay, the Bucs made five playoff appearances, won two division titles and captured the club's first Super Bowl championship in 27 seasons with a 48-21 victory over the Oakland Raiders in Super Bowl XXXVII.

**FOUR BUCS SELECTED TO THE PRO BOWL (12/18)** – Tampa Bay has four players selected to the 2004 Pro Bowl: LB Derrick Brooks, WR Keenan McCardell, DE Simeon Rice and DT Warren Sapp. Brooks and Sapp are named to the Pro Bowl for the seventh consecutive time, eclipsing Hall of Famer Lee Roy Selmon's club record of six total appearances and consecutive appearances at the annual All-Star game.

## 2004

**ALLEN NAMED THIRD GENERAL MANAGER IN CLUB HISTORY (1/9)** – The Bucs name Bruce Allen the third general manager in club history. Allen joins Tampa Bay after spending the previous nine seasons (1995-2003) with the Oakland Raiders, helping the team to three division titles, two AFC Championship Game appearances and a berth in Super Bowl XXXVII.

**BUCS NAME DOUG WILLIAMS PERSONNEL EXECUTIVE (2/12)** – The Bucs reclaim one of the greatest players in club history by naming Doug Williams personnel executive for the team. Williams, who spent the last six seasons (1998-2003) as head coach of his alma mater at Grambling State University, compiled a 52-18 record and led the Tigers to three consecutive Southwestern Athletic Conference titles (2000-2002). A former first-round draft pick by Tampa Bay in the 1978 NFL Draft (17th overall), Williams led the Bucs to the first three playoff appearances in team history (1979, 1981 and 1982), including an appearance in the 1979 NFC Championship Game in just the club's fourth year of existence.

**BUCS UNVEIL PLANS FOR NEW TRAINING FACILITY (3/17)** – The Bucs unveil plans for their new, 136,320 square foot state-of-the-art training facility, promising a “world class facility” that will be the finest in the National Football League. The spectacular and innovative facility will be built on the Tampa Bay Center mall site across the street from Raymond James Stadium. The signature of the new facility will be its breathtaking entrance, which features the world's largest football towering nearly five stories tall. Since the team's inception in 1976, Tampa Bay has been based at One Buccaneer Place, a training facility located near the Tampa International Airport. The new facility will be ready prior to the 2006 season.

**BUCS ACQUIRE WR JOEY GALLOWAY (3/19)** – The Bucs acquire WR Joey Galloway from the Dallas Cowboys for WR Keyshawn Johnson.

**HURRICANE CHARLEY FORCES BUCS TO RESCHEDULE PRESEASON GAME (8/14)** – Because of the threat of Hurricane Charley, the Buccaneers reschedule their August 14 preseason contest against the Cincinnati Bengals for Monday, August 16. The Bucs organize a program to collect monetary donations at the contest that will be directed to appropriate Hurricane Charley relief efforts.

**DERRICK BROOKS AND THE BUCS COLLABORATE TO HELP HURRICANE IVAN VICTIMS (9/18)** – Derrick Brooks Charities and the Tampa Bay Buccaneers organize a program to collect monetary donations prior to the game between Tampa Bay and Seattle at Raymond James Stadium on September 19. In addition, Derrick Brooks Charities donates \$1000 for each tackle Derrick makes against the Seahawks. All funds collected are directed to appropriate Hurricane Ivan relief efforts in Brooks' hometown of Pensacola, Florida.

**BROWN RECORDS 100TH CAREER TOUCHDOWN RECEPTION AGAINST FORMER TEAM (9/26)** – In a rematch of Super Bowl XXXVII, Buccaneers WR Tim Brown returns to Oakland to haul in his 100th career touchdown reception, becoming just the fourth player in NFL history to accomplish the feat, with a 16-yard score in the fourth quarter.

**BUCS EARN LARGEST MARGIN OF VICTORY SINCE 2000 SEASON (11/21)** – Tampa Bay defeats the San Francisco 49ers 35-3 at Raymond James Stadium to post its largest margin of victory since the 2000 season. The Bucs defense limits the 49ers to 26 total yards and two first downs in the first half and finishes the contest surrendering just 197 total yards, while forcing five sacks and two turnovers. The offense is equally impressive, racking up 352 yards as RB Michael Pittman rushes for 106 yards on 21 carries with two touchdowns.

**CLAYTON SETS BUCS ROOKIE RECEIVING RECORD (11/28)** – Bucs rookie WR Michael Clayton hauls in eight receptions for 77 yards in the Week 11 contest at Carolina to move into first place all-time in team history for most receiving yards by a rookie in a season. Through 11 contests in 2004, Clayton posts 60 receptions for 828 yards, surpassing WR Lawrence Dawsey's 818 yards as a rookie in 1991.

**RICE RECORDS 100TH CAREER SACK AS BUCS POST NINTH SHUTOUT IN FRANCHISE HISTORY (12/5)** – Tampa Bay records the ninth shutout in franchise history with a 27-0 victory over the Atlanta Falcons at Raymond James Stadium. Buccaneers DE Simeon Rice records the 100th and 101st sacks of his career, becoming just the 22nd player in league history and only the second active player to reach the 100-sack plateau. The

Buccaneers defense records five sacks and forces five turnovers, intercepting QB Michael Vick twice and forcing two fumbles by the Falcons signal caller.

**TWO BUCS EARN PRO BOWL HONORS (12/22)** – The NFL announces that two Buccaneers, LB Derrick Brooks and CB Ronde Barber, have been selected to the 2005 AFC-NFC Pro Bowl. Brooks, who was selected for the eighth time to the Pro Bowl, becomes the franchise's all-time leader in Pro Bowl appearances, breaking a tie with former teammate DT Warren Sapp. Brooks' eight consecutive Pro Bowl appearances (1997-04) also establish a new team record. Barber is named to his second career Pro Bowl after making his first appearance in 2001.

**BUCS CLAYTON SETS ROOKIE TOUCHDOWN RECORD (12/26)** – Bucs rookie WR Michael Clayton catches a career-high two touchdowns against the Carolina Panthers at Raymond James Stadium, moving him into first place for most touchdown receptions by a rookie in franchise history. His six touchdown receptions on the season surpass the previous rookie record of five touchdown catches by WR Kevin House in 1980.

## 2005

**BUCS SELECT CARNELL “CADILLAC” WILLIAMS WITH FIFTH PICK IN NFL DRAFT (4/23)** – The Buccaneers draft Auburn RB Carnell “Cadillac” Williams with their first selection (fifth overall) in the 2005 NFL Draft. The selection of Williams marks the fourth time in team history that Tampa Bay has drafted a running back in the first round and the first time since 1997 (Warrick Dunn – 12th overall).

**WILLIAMS SETS NFL RECORD FOR MOST RUSHING YARDS IN FIRST THREE GAMES (9/25)** – In his first three games, Bucs rookie RB Carnell “Cadillac” Williams totals an NFL-record 434 rushing yards, becoming the first running back to begin his career with three consecutive 100-yard performances. Following his record-breaking performance, Williams' shoes and gloves are displayed at the Pro Football Hall of Fame.

**BARBER MATCHES OWN CLUB RECORD WITH THREE INTERCEPTIONS (12/4)** – CB Ronde Barber records a career-high tying three interceptions against the New Orleans Saints in Baton Rouge, LA to tie his own club record. His previous three interception performance also came against the Saints in 2001. Barber goes on to finish the season with five picks to lead the Buccaneers and tie for seventh in the NFC.

**BARBER BECOMES MEMBER OF EXCLUSIVE 20/20 CLUB (12/11)** – CB Ronde Barber records the 20th sack of his career at Carolina to join the 20 sack/20 interception club. He becomes the first cornerback in NFL history and just the seventh player all time to accomplish the feat.

**THREE BUCS NAMED TO PRO BOWL (12/21)** – The NFL announces that three Buccaneers, CB Ronde Barber, P Josh Bidwell and LB Derrick Brooks, have been selected to the 2006 AFC-NFC Pro Bowl. It marks Brooks' ninth consecutive selection to the all-star game, a team record for total and most consecutive appearances. Barber will make his third career appearance and second consecutive while Bidwell will play in his first career Pro Bowl.

**BUCCANEERS NOTCH 100TH OVERALL WIN UNDER GLAZER LEADERSHIP (12/24)** – In one of the most thrilling games in team history, the Buccaneers notch their 100th overall win since being purchased by Malcolm Glazer on January 16, 1995. The contest, against the division rival Atlanta Falcons, features four separate occasions in which the score is tied and five lead changes. The epic battle is prolonged when Bucs running back Cadillac Williams scores from six yards out on a fourth down run with 31 seconds remaining in regulation that forces overtime. In the extra period, the Buccaneers block a potential game-winning Atlanta field goal before successfully connecting on a 41-yard attempt of their own with only 54 seconds remaining in overtime. The milestone win emphasizes a reversal of fortunes for the Buccaneers, who prior to being purchased by Mr. Glazer, won just 87 games in 19 seasons.

**2006****BUCS CLAIM SECOND NFC SOUTH CROWN IN FOUR YEARS (1/1)**

— Tampa Bay defeats the New Orleans Saints 27-13 in the final game of the regular season to earn its second NFC South division title in four seasons. Tampa Bay and the rival Carolina Panthers finish the regular season with identical 11-5 records, but the Buccaneers claim the NFC South by virtue of a better divisional record. The division title is the fifth in Buccaneers history.

**GALLOWAY SETS NEW FRANCHISE MARK FOR TOUCHDOWN RECEPTIONS (1/1)**

— WR Joey Galloway records two touchdown receptions in the season finale against the New Orleans Saints, giving him 10 on the season to establish a new franchise record. Galloway's 10 touchdown receptions best the previous high of nine, held by WR Kevin House (1981), WR Bruce Hill (1988) and WR Mark Carrier (1989).

**WILLIAMS SETS BUCS ROOKIE RECORD FOR RUSHING YARDS IN A SEASON (1/1)**

— RB Carnell "Cadillac" Williams finishes the season with 1,178 rushing yards to set a Buccaneers rookie record. His impressive rookie performance includes a team-record six 100-yard rushing games and three of the top 10 single-game rushing performances in team history.

**BUCCANEERS DEFENSE FINISHES THE SEASON AS THE TOP-RANKED UNIT IN THE NFL (1/1)**

— Tampa Bay's defense finishes the season ranked No. 1 in total defense for the third time (1979, 2002 and 2005) in team history. The 2005 season also marks the ninth consecutive year (1997-2005) the Buccaneers ranked in the Top 10 in total defense, the longest active streak in the league and tied for the second-longest streak since 1970.

**WILLIAMS NAMED NFL ROOKIE OF THE YEAR (2/2)**

— RB Carnell "Cadillac" Williams beats out LB Shawne Merriman of the San Diego Chargers, LB Lofa Tatupu of the Seattle Seahawks, LB Odell Thurman of the Cincinnati Bengals and LB Demarcus Ware of the Dallas Cowboys for Diet Pepsi Rookie of the Year honors. Williams is selected by fans on NFL.com with more than one million votes cast during the regular season and playoffs for NFL Rookie of the Week and Rookie of the Year honors.

**BROOKS NAMED 2006 PRO BOWL PLAYER OF THE GAME (2/12)**

— Making his ninth consecutive Pro Bowl appearance, LB Derrick Brooks earns Player of the Game honors after returning an interception 59 yards for a touchdown to catapult the NFC to a 23-17 victory over the AFC in the 2006 Pro Bowl.

**BUCCANEERS PLAYERS AND COACHES BEGIN WORK AT NEW HEADQUARTERS (8/21)**

— Arriving immediately after the conclusion of training camp in Central Florida, Buccaneers players and coaches move into the team's new 136,320-square-foot headquarters. Unmatched in grandeur by any other professional sports headquarters, the new base of operations spans more than 33 acres and provides the team with unparalleled resources of the highest quality. Some of those include a 7,900-square-foot weight room, technically advanced meeting rooms, three practice fields, a grand auditorium, high-tech coaches' studios with instant access to game film, a video-editing suite and a state-of-the-art training and rehabilitation area.

**BARBER RETURNS TWO INTERCEPTIONS FOR TOUCHDOWNS IN SAME GAME (10/22)**

— Facing a Philadelphia Eagles team he had tormented in the past, CB Ronde Barber propels the Tampa Bay Buccaneers to a 23-21 victory by twice picking off QB Donovan McNabb, returning each interception for a touchdown. Barber's two TD returns mark the first time in franchise history that a player accomplishes such a feat in a regular season game. His two scores also make Barber the first player in team history to score two defensive touchdowns of any kind in a regular season game.

**BRYANT KICKS HIS WAY INTO RECORD BOOKS (10/22)**

— With the Buccaneers trailing the Philadelphia Eagles 21-20 with only four seconds remaining in the game, K Matt Bryant produces a last-second miracle, kicking a 62-yard field goal to give the

Bucs a 23-21 victory. Bryant's kick is the second-longest walk-off field goal in NFL history and the third-longest overall field goal in league annals. The previous long for the Buccaneers franchise was 57 yards by Michael Husted (12/19/93).

**BROOKS MOVES INTO FIRST PLACE IN TEAM HISTORY FOR GAMES PLAYED (11/5)**

— In front of a home crowd and against the New Orleans Saints, perennial Pro Bowl LB Derrick Brooks plays in his 184th career game, moving into first place in Buccaneers' history for games played. The veteran defender shows no signs of slowing down as he finishes the contest with a team-leading and season-high 15 tackles, including two for a loss. Brooks finishes the season with 192 consecutive games played and 176 straight starts to lead all active Bucs players in both categories. He also ranks first in team history with 189 total starts.

**ROOKIE QB GRADKOWSKI MAKES HISTORY WITH INTERCEPTION-FREE STREAK (11/5)**

— After a game against the New Orleans Saints in which he completes 18 of 31 passes for 185 yards and two touchdowns, Tampa Bay Buccaneers rookie QB Bruce Gradkowski runs his mark of pass attempts to 186 with only one interception. That number stands as a record for most attempts in NFL history by a quarterback before throwing a second interception. A week prior, against the New York Giants, Gradkowski became just the third quarterback in league history to throw only one interception in his first 150 pass attempts.

**BARBER MOVES INTO TIE FOR MOST INTERCEPTIONS IN TEAM HISTORY (11/13)**

— With his third interception of the season, this time against Carolina Panthers QB Jake Delhomme, CB Ronde Barber notches his 31st career interception. That total places him in a tie for most interceptions by a Buccaneers player in team history with CB Donnie Abraham, who played for Tampa Bay from 1996-2001. Barber's historic pick comes in front of a Monday Night Football audience with 1:09 remaining in the second quarter of the contest.

**BUCCANEERS PLAY IN THANKSGIVING GAME FOR FIRST TIME IN FRANCHISE HISTORY (11/23)**

— For the first time in Tampa Bay's 31-year history, the Buccaneers participate in one of the NFL's nationally televised Thanksgiving Day games, squaring off against the Dallas Cowboys. The contest is the third game in an 11-day stretch for the Buccaneers, marking only the fourth time since 1978 that a team has played three games in 11 days, with two of the contests on the road.

**BUCCANEERS WELCOME BACK PAST PLAYERS FOR TEAM'S FIRST ALUMNI WEEKEND (12/8)**

— Approximately 120 former players representing a little over three decades of Buccaneers football are honored when the franchise holds its first Alumni Weekend. During the three-day celebration, former Bucs players who have given the franchise at least one full season of service watch practice, tour the team's new facility, participate in a golf event and attend a dinner party and gala at Raymond James Stadium. The weekend's activities culminate in a halftime tribute during a game against Atlanta in which the players take the field and are recognized by Buccaneers fans.

**THREE BUCS NAMED TO PRO BOWL (12/19)**

— For the third consecutive season and fourth overall, CB Ronde Barber earns Pro Bowl honors after leading the Buccaneers with three interceptions and 20 passes defended to go along with his 108 tackles. Barber is later joined by Bucs TE/LS Dave Moore, who is selected as a "need player" by the NFC, and LB Derrick Brooks, who initially was chosen as first alternate at the outside linebacker position. For Moore, the selection represents the first of his career and first for a Bucs tight end since Jimmie Giles was selected in 1985. Moore is the first Buccaneers player to be chosen to the Pro Bowl as a long-snapper and just the third special teams performer to earn the invitation. Brooks is added to the NFC's roster when Chicago LB Lance Briggs pulls out of the game. His selection marks his 10th consecutive and 10th overall Pro Bowl selection — both team records.

**GLAZER FAMILY REACHES 100TH REGULAR SEASON WIN (12/24)**

— A 22-7 victory over the Cleveland Browns in the penultimate game of the season marks the 100th regular season victory for the Tampa Bay Buccaneers since it was purchased by Malcolm Glazer on January 16, 1995. Under the ownership of Mr. Glazer and his family, the club has posted a .521 winning percentage and captured its first Super Bowl championship. Prior to the Glazer family's ownership, the Buccaneers won just 87 games in 19 seasons, posting a .300 winning percentage.

**GALLOWAY REACHES 1,000 YARDS FOR SECOND STRAIGHT SEASON (12/31)**

— For only the second time in Tampa Bay's 31-year history, a Buccaneers receiver gains at least 1,000 receiving yards in two straight seasons when Joey Galloway reaches that mark against the Seattle Seahawks. Galloway finishes the season with a team-high 1,057 yards after logging 1,287 yards in 2005, also a club-high. Prior to Galloway's two consecutive 1,000-yard seasons, only Keyshawn Johnson achieved that feat, posting 1,266 yards in 2001 and 1,088 yards the following year.

**2007****BUCS SELECT GAINES ADAMS WITH FOURTH PICK IN NFL DRAFT (4/28)**

— The Buccaneers draft Clemson DE Gaines Adams with their first selection (fourth overall) in the 2007 NFL Draft. The selection of Adams marks the first time since 1999 that the Buccaneers use their first-round selection on a defensive player. It is also the highest pick Tampa Bay has used on a defensive player since 1990.

**BUCS UNVEIL THE LARGEST FLYING NON-US FLAG IN THE NATION (9/6)**

— The Buccaneers raise their new team flag, which measures over 4,000 square feet, at One Buccaneer Place following the afternoon practice. Buccaneers players and staff watch the flag ascend the 147.5-ft. pole on the west side of the team's headquarters as the team readies for its season-opening game in Seattle. At 80'x50' the flag is the largest flying non-US flag in the nation.

**GALLOWAY SURPASSES 10,000 RECEIVING YARDS (10/21)**

— With his 46-yard receiving performance at Detroit, WR Joey Galloway surpasses 10,000 career receiving yards. He becomes the eighth active player and just the 28th player in NFL history to reach the 10,000-yard plateau.

**GARCIA SETS CONSECUTIVE COMPLETIONS RECORD (10/21)**

— Facing his former team, QB Jeff Garcia completes a single-game team-record 18 consecutive completions against the Detroit Lions. Garcia has one of his best outings of the season, completing 37-of-45 passes for 316 yards and two touchdowns against the Lions.

**GARCIA'S CONSECUTIVE ATTEMPTS WITHOUT AN INTERCEPTION STREAK ENDS AT 197 (10/28)**

— QB Jeff Garcia begins his career as a Buccaneer by attempting 197 consecutive passes without throwing an interception, besting the previous team record by Brad Johnson, who went 187 consecutive attempts without a pick from 2001-2002. Dating back to the 2006 season, Garcia went 217 attempts without an interception in the regular season, the sixth-longest streak since 2001.

**BARBER BECOMES BUCCANEERS ALL-TIME INTERCEPTION LEADER (11/25)**

— CB Ronde Barber intercepts his 32nd career pass to move into first place on the team's career interception list. Barber's record-setting pick comes off QB Jason Campbell late in the fourth quarter to help Tampa Bay preserve a 19-13 victory over the Washington Redskins.

**CARTER RECORDS 100TH CAREER SACK (11/25)**

— In his first season with the Buccaneers, DE Kevin Carter posts the 100th sack of his career, dropping QB Jason Campbell in a win against the Redskins. Carter becomes the 24th player in NFL history to reach the 100-sack plateau.

**BUCS EARN THIRD NFC SOUTH TITLE IN SIX SEASONS (12/16)**

— Tampa Bay defeats the Atlanta Falcons 37-3 in Week 15 to earn its third NFC South division title in six seasons. Tampa Bay moves to 5-0 in its division for the first time since 1979 while clinching the sixth division title in team history and fourth since the Glazer family took over in 1995.

**BUCS POST FIRST-EVER KICKOFF RETURN FOR A TOUCHDOWN (12/16)**

— It took 1,865 kickoff returns, but WR Micheal Spurlock records the first kickoff return for a touchdown in team history on his 90-yard return against the Atlanta Falcons. He is one of 140 players to have returned a kickoff for the Buccaneers. The historic return helps propel the Buccaneers to the NFC South division title.

**GRAHAM SETS TEAM RECORD WITH SCORE IN SIXTH CONSECUTIVE GAME (12/16)**

— RB Earnest Graham, who began the year as a backup running back, scores a touchdown in his sixth consecutive game to set a new team record for most consecutive games with a touchdown. Graham's touchdown is his team-leading 10th of the year as he finishes the game against Atlanta with 22 carries for 79 yards and one touchdown.

**GALLOWAY POSTS THIRD CONSECUTIVE 1,000-YARD SEASON (12/23)**

— With a 29-yard reception in the second quarter at San Francisco, WR Joey Galloway becomes the first player in team history to record three consecutive and three overall 1,000-yard receiving seasons while also marking the first time in his 13-year career Galloway accomplished the feat. It goes down as the sixth 1,000-yard campaign of his career.

**2008****BROOKS BECOMES TEAM'S ALL-TIME LEADER IN PLAYOFF APPEARANCES, STARTS (1/6)**

— With his start in the NFC Wild Card matchup against the New York Giants, LB Derrick Brooks becomes the Bucs all-time leader in playoff games played (11) and started (11). Brooks, who already holds the franchise record for most career regular season games and starts, surpasses former teammates FB Mike Alstott and LB Shelton Quarles, who each played in 10 career postseason contests.

**ALSTOTT ANNOUNCES RETIREMENT (1/24)**

— Arguably the most popular player in team history, FB Mike Alstott retires after a 12-year career. A second-round selection (35th overall) in the 1996 draft, Alstott ends his career as the club record holder in touchdowns (71), rushing touchdowns (58) and Pro Bowl appearances by an offensive player (six). His 432 points ranks third in Buccaneer history and he is the only non-kicker in club annals to surpass the 400-point plateau. During his career, Alstott amassed 1,359 rushing attempts for 5,088 yards (both second in team history) and caught 305 passes (third in team history) for 2,284 yards. Alstott played in 158 career regular season games as a Buccaneer, seventh-most in team history, with 137 starts, fifth-most in team history, and 10 playoff games (tied for second in team history) with seven starts, including starting at fullback in the Buccaneers' 48-21 victory over the Oakland Raiders in Super Bowl XXXVII.

**GARCIA EARNS PRO BOWL SELECTION (1/24)**

— QB Jeff Garcia is added to the NFC squad for the 2008 AFC-NFC Pro Bowl, becoming the lone selection in the annual all-star event for the Buccaneers. Garcia, the NFC's first alternate at quarterback, replaces Green Bay Packers QB Brett Favre. His appearance is the fourth of his career and first as a Buccaneer. It marks just the third time in Buccaneers history that a quarterback has been named to the Pro Bowl, joining Trent Dilfer (1997) and Brad Johnson (2002). Garcia finished the season as the NFL's seventh-rated passer (94.6) and ranked second in the league with a team-record 1.2 interception percentage.

**BUCS SELECT AQIB TALIB IN NFL DRAFT (4/26)**

— The Buccaneers select Kansas CB Aqib Talib with their first selection (20th overall) in the 2008 NFL Draft. Talib becomes the highest cornerback ever selected by Tampa Bay and just the second defensive back the Buccaneers have ever drafted in the first round.

**ROOKIE SMITH SETS TEAM RETURN RECORD (11/2)** – Buccaneers rookie RB/KR Clifton Smith sets a franchise record for the most return yards by an individual in a single game. Smith racks up 259 total return yards at Kansas City, including a 97-yard kickoff return for a touchdown. He becomes only the second player in team history to return a kickoff for a touchdown and the only player in team history to return a kickoff and punt for a touchdown as a Buccaneer.

**GRUDEN BECOMES BUCCANEERS ALL-TIME WINNINGEST COACH (11/2)** – With the Buccaneers 30-27 overtime victory at Kansas City, Jon Gruden becomes the all-time winningest coach in Buccaneers history. The victory is his 57th career win as Buccaneers head coach, surpassing Tony Dungy for the most wins ever in franchise history.

**FOUR BUCCANEERS EARN PRO BOWL HONORS (12/16)** – LB Derrick Brooks and rookie RB/KR Clifton Smith are selected to the NFL's annual all-star game in Hawaii. It marks Brooks' 11th selection, tops in team history and tied for second in NFL history for most Pro Bowl selections by a linebacker. Despite serving on the Buccaneers practice squad until Week 8 of the season, the undrafted Smith becomes the first kick returner in franchise history to be selected to the Pro Bowl and just the second rookie in team history, joining RB Warrick Dunn in 1997. In addition, Smith is only the third undrafted rookie free agent since 1970 to make the Pro Bowl. Named first alternates, CB Ronde Barber and G Davin Joseph, are later added to the Pro Bowl roster to round out the Buccaneers selections. It marks Barber's fifth career selection, moving him into a tie for fifth place in team history. Joseph's selection is the first of his career and marks the first time a Buccaneers offensive lineman is selected since 2000.

## 2009

**ANTONIO BRYANT NAMED COMEBACK PLAYER OF THE YEAR (1/15)** – In his first season with the Buccaneers, WR Antonio Bryant is named the 2008 Comeback Player of the Year by The Sporting News. Bryant finishes the season setting career highs and leading the team with 83 receptions for 1,248 yards and seven touchdowns.

**BUCCANEERS DISMISS GRUDEN, ALLEN (1/16)** – The Buccaneers dismiss head coach Jon Gruden and general manager Bruce Allen. Gruden coached the Buccaneers for seven seasons, compiling a 57-55 record during the regular season and 3-2 in the playoffs. Gruden led the Buccaneers to a victory in Super Bowl XXXVII and three NFC South Division titles. He leaves as the Buccaneers all-time winningest coach.

**MORRIS AND DOMINIK INTRODUCED AS HEAD COACH AND GENERAL MANAGER (1/17)** – The Buccaneers announce Raheem Morris as head coach and Mark Dominik as general manager in a press conference at One Buccaneer Place. Morris, who spent six of the previous seven seasons as a defensive assistant with the Buccaneers, is the youngest head coach in the NFL at the time of his hiring and the eighth head coach in team history. Dominik is the fourth general manager in club history after spending the previous 14 seasons in the Buccaneers personnel department in various capacities.

**QB JOSH FREEMAN DRAFTED IN THE FIRST ROUND (4/25)** – The Buccaneers select Kansas State QB Josh Freeman with their first selection (17th overall) in the 2009 NFL Draft. Freeman becomes the highest quarterback selected by Tampa Bay in the first round since Trent Dilfer was drafted sixth overall in the 1994 NFL Draft.

**TALIB TIES FRANCHISE RECORD WITH THREE INTERCEPTIONS (10/4)** – CB Aqib Talib picks off QB Jason Campbell three times at Washington to tie CB Ronde Barber's club record, which he accomplished twice. Talib finishes the season with five interceptions to tie for the team lead and establish a career high.

**BUCS PARTICIPATE IN NFL INTERNATIONAL SERIES (10/25)** – In just their second international appearance, and first during the regular season, Tampa Bay falls to the New England Patriots by a score of 35-7 as part of the NFL's International Series in London. A raucous crowd of 84,254, the largest to watch the Bucs all season, fill historic Wembley Stadium to take in the game.

**BUCCANEERS WEAR THROWBACK UNIFORMS, SELMON ENTERS RING OF HONOR (11/8)** – For the first time, Tampa Bay wears its 1976 Florida orange throwback uniforms in a comeback victory over the Packers. At halftime, Buccaneers legend and Pro Football Hall of Fame DE Lee Roy Selmon becomes the first inductee into the team's Ring of Honor as the organization also recognizes the Buccaneers 1979 playoff team, with several members of the team in attendance.

**MORRIS, FREEMAN EARN FIRST VICTORY IN COMEBACK WIN OVER GREEN BAY (11/8)** – Making his first career start, QB Josh Freeman rallies the Buccaneers from an 11-point, fourth-quarter deficit against the Packers to give Head Coach Raheem Morris his first career victory. Freeman becomes the second youngest quarterback to win his first career start since 1970. Defensively, Tampa Bay records six sacks and three interceptions in a game for the first time since 1990.

**WINSLow SETS NEW SINGLE-SEASON CATCH MARK BY A TIGHT END (12/20)** – TE Kellen Winslow records six receptions for 93 yards in a comeback win at Seattle to surpass TE Jackie Harris for most receptions in a single season by a tight end in team history. Harris registered 62 receptions in 1995 before Winslow established the new record, finishing the 2009 season with 77 catches.

**BUCS SHOCK SAINTS IN NEW ORLEANS (12/27)** – Trailing 17-0 in the second quarter at New Orleans, Tampa Bay scores 20 unanswered points against the eventual Super Bowl champions to win in overtime on K Connor Barth's 47-yard field goal. The 17-point comeback ties for the second-largest comeback in team history and it also marks the first time in NFL history that a team that was 10 or more games below .500 defeated a team that was 10 or more games above .500. The defense limits New Orleans to 17 points, tied for the fewest by the Saints in a single game on the season.

**WINSLow SURPASSES GILES FOR MOST RECEIVING YARDS BY A TIGHT END (12/27)** – With his team-high 76 receiving yards at New Orleans, TE Kellen Winslow moves past TE Jimmie Giles (786 in 1981) for the most receiving yards for a tight end in a single season in team history. Winslow finishes the season with 884 receiving yards.

**FREEMAN ESTABLISHES NEW ROOKIE RECORD FOR SINGLE SEASON PASSING YARDS (12/27)** – Rookie QB Josh Freeman throws for 271 yards in the comeback win against the Saints, moving him past QB Bruce Gradkowski (1,661 passing yards in 2006) for most passing yards in a single season by a rookie in team history. Freeman goes on to throw for 1,855 yards on the season.

## 2010

**FREEMAN SETS ROOKIE MARK FOR TOUCHDOWN PASSES IN A SEASON (1/3)** – QB Josh Freeman throws his 10th touchdown pass of the season in the season finale against Atlanta to establish a new rookie record for most touchdown passes in a single season, surpassing QB Bruce Gradkowski, who had nine touchdown passes in 2006.

**BARBER STARTS IN RECORD 172ND CONSECUTIVE GAME (10/17)** – CB Ronde Barber makes his 172nd consecutive start against New Orleans, surpassing Hall of Fame CB Dick LeBeau for the most consecutive starts by a cornerback in NFL history.

**BARBER RECORDS 40TH CAREER INTERCEPTION (11/21)** – CB Ronde Barber picks off QB Troy Smith for his 40th career interception in a shutout victory at San Francisco to become the first player in NFL history to record 25+ sacks and 40+ interceptions in their career. Barber's 40 career interceptions are also tops in franchise history.

**BUCCANEERS POST SHUTOUT IN SAN FRANCISCO (11/21)** – Tampa Bay defeats the 49ers 21-0 to become the first team to shut out the 49ers in San Francisco since 1977. It also marks the Buccaneers' first shutout since December 5, 2004 against the Atlanta Falcons.

**MCKAY ENTERS RING OF HONOR (12/5)** – At halftime against the Atlanta Falcons, John McKay became the second inductee into the team's Ring of Honor. McKay was the first head coach in Buccaneers history and coached the team for nine seasons, including three playoff berths and an appearance in the 1979 NFC Championship Game.

**FREEMAN THROWS FIVE TOUCHDOWN PASSES (12/26)** – In a 38-15 win against Seattle, QB Josh Freeman throws a career-high five touchdowns with no interceptions to become the youngest quarterback (22) to accomplish the feat since Dan Marino (22) on September 2, 1984.

## 2011

**BLOUNT SURPASSES 1,000-YARDS RUSHING (1/2)** – RB LeGarrette Blount rushes for 66 yards in the season finale to finish his rookie campaign with 1,007 rushing yards, becoming just the second undrafted rookie running back in NFL history to finish with over 1,000 yards in a single season, despite just starting in seven games on the season. He also becomes just the third rookie running back in team history to finish with over 1,000 rushing yards in a single season.

**FREEMAN RANKS IN THE TOP 10 ALL TIME IN TD/INT RATIO (1/2)** – QB Josh Freeman finishes the season with a 25/6 touchdown-interception ratio to rank as the ninth-best ratio in NFL history among quarterbacks with at least 20 touchdown passes in a season. He also becomes just the second quarterback in NFL history under the age of 23 to throw six-or-fewer interceptions in a season with 200+ attempts (Dan Marino – 1983).

**BLOUNT AND WILLIAMS LEAD ALL ROOKIES IN RUSHING AND RECEIVING (1/2)** – Tampa Bay becomes the first team in NFL history to have two different players, RB LeGarrette Blount and WR Mike Williams, lead all rookies in rushing and receiving yards since 1968 (Cincinnati). Blount's 1,007 rushing yards and Williams' 964 receiving yards also lead the Buccaneers on the season.

**WILLIAMS SETS NEW TEAM RECORD FOR TOUCHDOWN RECEPTIONS (1/2)** – With his 18-yard touchdown reception in the season finale, rookie WR Mike Williams finishes the season with 11 receiving touchdowns to set a new franchise record for most receiving touchdowns in a season. His 11 touchdown receptions also lead all NFL rookies.

**BUCS FINISH WITH 10 WINS, DESPITE STARTING 10 ROOKIES (1/2)** – With a 10-6 final record, the Buccaneers become the first team since the merger (1970) to start 10+ different rookies in a single season and finish with a winning record.

**10 WINS MARKS BEST SINGLE-SEASON TURNAROUND (1/2)** – The Buccaneers' 10th win in the season finale against New Orleans, preceded by a 3-13 season in 2009, represents the best single-season turnaround in team history with a seven-game improvement. It also marks the biggest turnaround in the NFL in 2010.

**BUCS MATCH FRANCHISE-BEST ROAD RECORD (1/2)** – The Buccaneers finish the 2010 season with a 6-2 road record, matching the franchise's all-time best road record established during the Buccaneers championship season in 2002.

**PENN ADDED TO PRO BOWL ROSTER (1/24)** – T Donald Penn is added to the NFC squad for the 2011 AFC-NFC Pro Bowl, becoming the lone selection for the Buccaneers in the annual all-star event. Penn, the NFC's second alternate at tackle, replaces Green Bay Packers T Chad Clifton. His appearance is the first of his career and it marks the first time in Buccaneers history that an offensive tackle has been named to the Pro Bowl.

**FREEMAN'S STREAK SNAPPED (9/25)** – Against Atlanta, QB Josh Freeman fails to throw a touchdown pass for the first time in 15 contests. His 15 consecutive games with a touchdown pass set a new team mark.

**BARTH TIES NFL RECORD (12/4)** – Against Carolina, K Connor Barth became just the third player in NFL history to make four or more field goals of 40 or more yards in one half (50, 47, 46, 44). The four field goals also tied a Buccaneers record for most in a half.

**GILES ENTERS RING OF HONOR (12/4)** – At halftime against the Carolina Panthers, Jimmie Giles entered the Buccaneers Ring of Honor, becoming the third selection and first on offense. Giles earned honorable mention All-Pro honors from Sports Illustrated (1979) and the Associate Press (1985), while earning four Pro Bowl appearances - the second-most by an offensive player in team history.

**JOSEPH SELECTED TO SECOND PRO BOWL (12/27)** – G Davin Joseph was selected to play for the NFC squad in the 2012 AFC-NFC Pro Bowl. It was the second time in Joseph's six seasons, all with the Buccaneers, that he was honored.

## 2012

**BARBER PLAYS MOST GAMES IN FRANCHISE HISTORY (1/1)** – CB Ronde Barber plays in his 225th career game, all with the Buccaneers, surpassing former LB Derrick Brooks (224) for the most in team history.

**BARTH COMPLETES MOST ACCURATE SEASON IN TEAM HISTORY (1/1)** – K Connor Barth converts 26-of-28 field goals on the season, for a franchise-record 92.9 percent. That rate ranked second in the NFL. In addition, Barth was successful on all 23 of his PATs.

**KOENEN MAKES MAJOR IMPACT IN FIRST YEAR (1/1)** – After signing with the Buccaneers as an unrestricted free agent, P Michael Koenen compiled arguably the best punting season in franchise history. Koenen set the club record for net average (40.3) by 2.5 yards over the previous mark, while his 45.1-gross average was the second-highest total in club annals. Koenen also set team single-game record for highest gross average (52.2, min. 4) in his first contest as Buccaneer on September 11, against Detroit.

**FOSTER LEADS ALL NFL ROOKIES IN TACKLES (1/1)** – LB Mason Foster leads all NFL rookies in tackles. His 126 stops also led the team and were the second-most in franchise history for a rookie. Foster, who started the final 15 games at middle linebacker, also recorded four tackles for loss, two sacks, one interception, one forced fumble and one fumble recovery.

**MORRIS DISMISSED (1/2)** – The Buccaneers announce the dismissal of head coach Raheem Morris. Morris coached the team for three seasons, tallying a 17-31 record.

**SCHIANO HIRED AS HEAD COACH (1/26)** – The Buccaneers announce former Rutgers head coach Greg Schiano as the ninth coach in franchise history. In 12 years at Rutgers, Schiano compiled a 68-67 record, leading the team to six bowl game appearances.

**BARBER MAKES 200TH CONSECUTIVE START (9/9)** – CB Ronde Barber made his 200th consecutive start at cornerback in the season opener against the Carolina Panthers, extending his streak for the most consecutive games started by a cornerback.

**BARBER SCORES AGAIN (10/14)** – DB Ronde Barber returned an interception 78 yards in a 38-10 win over the Kansas City Chiefs, the 45th interception of his career and the eighth he has returned for a score. He has 14 career return touchdowns (eight from interceptions, four from fumble recoveries, one from punt return, one from punt block), the fourth-most return touchdowns in NFL history.

**GRUBER ENTERS RING OF HONOR (12/4)** — At halftime against the Kansas City Chiefs, Paul Gruber was inducted into the Buccaneers Ring of Honor. Gruber earned numerous awards during his 12-year career with the Buccaneers, including several All-Pro selections and distinction as a Pro Bowl alternate in 1997.

**BARBER SETS BUCCANEERS RECORD FOR GAMES STARTED (10/21)** — DB Ronde Barber recorded his 222nd career start against New Orleans, passing former Buccaneers LB Derrick Brooks (221 starts from 1995-08) for the most starts in team history.

**JACKSON SETS FRANCHISE RECORD FOR RECEIVING YARDS (10/21)** — WR Vincent Jackson set a team record and career-high with 216 receiving yards, including a career long 95-yard reception.

**MARTIN'S RECORD-BREAKING DAY (11/4)** — RB Doug Martin had the best game a Buccaneers running back has ever had in a 42-32 victory at Oakland, recording 251 rushing yards on only 25 carries (10.1 avg.) and four rushing touchdowns. His 251 rushing yards were the tenth-most in NFL history, and he became only the second player in league history to record 250+ rushing yards and four touchdowns in the same game.

**BARBER PASSES OTTO (12/2)** — DB Ronde Barber passed Hall of Fame C Jim Otto for the seventh-most consecutive starts in NFL history, with his 210th consecutive start.

**MCCOY SELECTED TO FIRST PRO BOWL (12/26)** — DT Gerald McCoy was selected to play for the NFC squad in the 2013 AFC-NFC Pro Bowl. It was the first time in McCoy's career that he has been honored.

**BARBER TIES PAGE (12/30)** — DB Ronde Barber ties Hall of Fame DE Alan Page for the sixth-most consecutive starts in NFL history, with his 215th consecutive start.

**FREEMAN SETS RECORDS (12/30)** — Having set the franchise record for passing yards in a single season against the Rams (12/23), QB Josh Freeman became the first Buccaneer to throw for 4,000 yards in a season against Atlanta. He also set the single-season Buccaneer mark for touchdown passes in a season (27) and career touchdown passes (78).

**MARTIN'S ROOKIE MARKS (12/30)** — RB Doug Martin capped off a brilliant rookie season, recording the second-most scrimmage yards (1,926), rushing yards (1,454) touchdowns (12), and rushing touchdowns (11) in franchise history, all of which were rookie records.

## 2013

**JACKSON SELECTED TO THIRD PRO BOWL (1/15)** — WR Vincent Jackson was selected to play for the NFC squad in the 2013 AFC-NFC Pro Bowl. It was the third time that Jackson was selected to the all-star game, and his first with the Buccaneers.

**MARTIN SELECTED TO FIRST PRO BOWL (12/26)** — RB Doug Martin was selected to play for the NFC squad in the 2013 AFC-NFC Pro Bowl. Martin became the first Buccaneers rookie to go to the event since Clifton Smith in 2008.

**BUCS TRADE FOR JETS CB REVIS (4/21)** — The Bucs traded a first round pick (13th overall) in the 2013 NFL Draft and a conditional draft pick in the 2014 NFL Draft to the New York Jets for three-time All-Pro CB Darrelle Revis. A four-time Pro Bowl selection and the 2009 AFC Defensive Player of the Year, Revis is widely considered one of the best cornerbacks in the NFL.

**SAPP INDUCTED INTO HALL OF FAME (8/4)** — DT Warren Sapp joins DE Lee Roy Selmon as the only Buccaneers in the NFL Hall of Fame. Sapp is inducted by his daughter, Mercedes.

**SAPP ENTERS RING OF HONOR; HAS NUMBER RETIRED (12/4)** — After his Hall of Fame induction in August, Sapp was chosen for the Buccaneers Ring of Honor at halftime of a Monday Night Football contest against Miami. Sapp's No. 99 was also officially retired by the team.

**MCCOY & REVIS SELECTED TO PRO BOWL (12/26)** — DT Gerald McCoy and CB Darrelle Revis were selected to play in the 2014 Pro Bowl. McCoy earns the honors for the second time in his career, becoming only the fourth Buccaneers defensive lineman to earn multiple Pro Bowl berths. It is Revis' fifth career Pro Bowl selection and his first with the Buccaneers.

**SCHIANO, DOMINIK DISMISSED (12/30)** — The Buccaneers announce the dismissal of head coach Greg Schiano and general manager Mark Dominik. Schiano coached the team for two seasons, tallying a 11-21 record.

## 2014

**SMITH NAMED HEAD COACH (1/2)** — Former Chicago Bears head coach Lovie Smith is named as the 10th head coach in Buccaneers history. Smith spent nine seasons as the head coach of the Bears (2004-12). The 2005 Associated Press Coach of the Year, Smith amassed a record of 81-63 with Chicago, earning three division titles, two NFC Championship game appearances and a berth in Super Bowl XLI.

**MCCOY AND DAVID NAMED FIRST-TEAM ALL-PRO (1/3)** — Defensive tackle Gerald McCoy and linebacker Lavonte David each earn first-team Associated Press All-Pro honors, becoming the first Buccaneers teammates to earn the distinction since 2005. David joins Hardy Nickerson and Derrick Brooks as the only linebackers in team history to be selected, while McCoy is the team's fourth defensive lineman to be honored (Simeon Rice, Warren Sapp and Lee Roy Selmon).

**LICHT NAMED GENERAL MANAGER (1/21)** — The Buccaneers hire Jason Licht as the fifth general manager in franchise history. In his career, the clubs that Licht has worked for have amassed nine playoff appearances, eight division championships, four conference championships and one Super Bowl title.

**BUCCANEERS AND NIKE UNVEIL NEW LOGO AND UNIFORM DESIGN (3/3)** — As part of a unique and innovative social media rollout, the Buccaneers debut their new NFL Nike Elite 51 Uniform designs, incorporating many of the unique historical aspects of the Tampa Bay area and featuring a refreshed color scheme honoring the franchise's past and present, while confidently positioning the team for the future.

**CONCESSIONS RENOVATIONS AT RAYMOND JAMES (5/5)** — The Buccaneers and Aramark, the team's food and beverage and retail services partner, announce plans for a comprehensive overhaul of the 14 main concourse concession locations and the construction of four additional beverage stands at Raymond James Stadium.

**FIRST-EVER 'ALL-OFFENSE' DRAFT BY THE BUCCANEERS (5/10)** — Beginning with their selection of wide receiver Mike Evans with the seventh overall pick, the Buccaneers had their first-ever draft of exclusively offensive players. Tampa Bay used all six of its picks in the 2014 NFL Draft to select players on the offensive side of the ball: wide receiver Mike Evans (first round, seventh overall), tight end Austin Seferian-Jenkins (second round, 38th overall), running back Charles Sims (third round, 69th overall), guard Kadeem Edwards (fifth round, 143rd overall), tackle Kevin Pamphile (fifth round, 149th overall) and wide receiver Robert Herron (sixth round, 185th overall).

**BUCCANEERS OWNER MALCOLM GLAZER PASSES AWAY (5/28)** — Tampa Bay Buccaneers owner Malcolm Glazer passes away at age 85. A dynamic business leader, Glazer helped mold the Buccaneers into a model franchise and one respected league-wide. Since being purchased by Glazer in 1995, the Buccaneers franchise has earned seven playoff berths, five playoff wins, and captured its first Super Bowl championship in 2002.

**BROOKS INDUCTED INTO HALL OF FAME (8/2)** — LB Derrick Brooks joins former teammate DT Warren Sapp and DE Lee Roy Selmon as the only Buccaneers in the NFL Hall of Fame. Brooks, the franchise's all-time leading tackler, is inducted by his son, Decalon.



**BROOKS ENTERS RING OF HONOR; HAS NUMBER RETIRED (9/14)** – Just as they did in the 1995, Derrick Brooks followed his teammate Warren Sapp, earning first-ballot Hall of Fame selection, Buccaneers Ring of Honor induction and the retirement of his number - for Brooks, the iconic “double nickel,” No. 55.

**GERALD MCCOY SIGNS CONTRACT EXTENSION (10/25)** – Defensive tackle Gerald McCoy signs a seven-year contract extension, which makes him the highest-paid defensive tackle in the NFL.

**EVANS IS YOUNGEST PLAYER IN NFL HISTORY WITH 200 RECEIVING YARDS (11/16)** – Bucs rookie wide receiver Mike Evans had a banner day against the Washington Redskins, catching seven passes for 209 yards and two touchdowns, en route to a 27-7 Buccaneers victory. Evans' 209 receiving yards rank as the third-most in team history and, at 21 years old, he is the youngest player in NFL history with 200 receiving yards in a game.

**MCCOY SELECTED TO THIRD CONSECUTIVE PRO BOWL (12/23)** – Defensive tackle Gerald McCoy was named to the 2015 Pro Bowl, his third consecutive season being honored. He is the first Buccaneers player to earn nominations in three consecutive seasons since Ronde Barber (2004-06) and Derrick Brooks (1997-2006). He joins Pro Football Hall of Famers Warren Sapp (seven) and Lee Roy Selmon (six) as the only Buccaneers defensive linemen to earn at least three Pro Bowl Selections..

**EVANS SETS FRANCHISE RECORD FOR RECEIVING TOUCHDOWNS (12/28)** – Capping off one of the best rookie seasons in Buccaneers history, Mike Evans catches his 12th touchdown of the year in the season finale against the New Orleans Saints, establishing a new franchise record for receiving touchdowns in a season. Evans finishes the year with 68 catches for 1,051 yards and 12 touchdowns.

## 2015

**MCCOY NAMED SECOND-TEAM ALL-PRO (1/2)** – Defensive tackle Gerald McCoy is named second-team All-Pro by the Associated Press, becoming the first Buccaneer to be distinguished in consecutive seasons since Ronde Barber (first-team 2004-05, second-team 2006).

**KOETTER NAMED OFFENSIVE COORDINATOR (1/8)** – Dirk Koetter is named offensive coordinator, following three seasons with the Atlanta Falcons, during which time he helped lead the team to a top 10 offense and a top five passing offense.

**TEAM SELECTS JAMEIS WINSTON WITH THE FIRST OVERALL PICK IN THE 2015 NFL DRAFT (4/30)** – With the first pick in the 2015 NFL Draft, the Buccaneers select quarterback Jameis Winston. Winston becomes the fifth player ever selected by Tampa Bay with the No. 1 overall pick, joining Vinny Testaverde (1987), Bo Jackson (1986), Ricky Bell (1977) and Hall of Famer Lee Roy Selmon (1976). The 2013 Heisman winner played in 27 career games at Florida State, positing a 26-1 record and helping lead his team to a BCS National Championship.

**BUCCANEERS INTRODUCE RED (8/6)** – The Buccaneers introduce their RED movement, designed to change the way female fans connect with their home team and own their individual football experience.

**LAVONTE DAVID SIGNS CONTRACT EXTENSION (8/10)** – Linebacker Lavonte David signs a contract extension, which is scheduled to last through 2020 and makes him the highest-paid 4-3 outside linebacker in the NFL.

**ALSTOTT ENTERS RING OF HONOR (10/4)** – Mike Alstott is the first of two Buccaneers Ring of Honor inductees for 2015, along with former Buccaneers QB Doug Williams. Alstott - selected during halftime against the Carolina Panthers - is the franchise's all-time leader in total touchdowns (71), and rushing touchdowns (58). His six Pro Bowl selections are a franchise record for an offensive player.

**COMPREHENSIVE RENOVATIONS PLANNED FOR RAYMOND JAMES STADIUM (12/2)** – The Buccaneers and Tampa Sports Authority reach an agreement that would result in a comprehensive renovation of Raymond James Stadium. Phase 1 will include the installation of new, state-of-the-art HD video boards in each end zone, four HD tower displays in each corner of the lower bowl and HD ribbon boards in the center ring of the suite level. The project will also include a new, state-of-the-art sound system and concession upgrades, in addition to the renovation of all luxury suites. The second phase of the renovations will include an extensive renovation of the east and west club lounges, expansions of the general concourse, construction of a team store and other general fan enhancements.

**WILLIAMS ENTERS RING OF HONOR (12/6)** – Doug Williams joins Mike Alstott as the second of the Buccaneers 2015 inductees into the Ring of Honor, being inducted at halftime against the Atlanta Falcons. During his five years with the Buccaneers, Williams helped lead the team to three playoff berths and an appearance in the 1979 NFC Championship game.

## 2016

**WINSTON FINISHES RECORD-SETTING ROOKIE SEASON (1/3)** – Jameis Winston finishes his rookie season throwing for 325 yards at Carolina, bringing his season total to 4,042, a Buccaneers rookie record and the third-most by a rookie quarterback in NFL history. Winston also accounted for 28 total touchdowns during his rookie campaign, the most ever by a Buccaneers quarterback and tied for the third-most by a rookie in NFL history.

**LOVIE SMITH DISMISSED (1/6)** – The Buccaneers announce the dismissal of head coach Lovie Smith. Smith coached the team for two seasons, tallying an 8-24 record.

**DIRK KOETTER NAMED HEAD COACH (1/15)** – After spending the 2015 season as Tampa Bay's offensive coordinator, Dirk Koetter is named the 11th coach in Buccaneers history. In his only year with the Buccaneers, Koetter helped guide an offense that set a franchise record for total yards and finished in the top five in total offense in the NFL - the first time doing so in team history.

**FOUR PLAYERS NAMED TO PFWA ALL-ROOKIE TEAM (1/19)** – The Buccaneers lead the NFL and set a team record after having four players selected to the Pro Football Writers of America's All-Rookie team, with QB Jameis Winston, T Donovan Smith, G Ali Marpet and LB Kwon Alexander earning spots.

**FIVE BUCCANEERS SELECTED TO PRO BOWL (1/25)** – With Jameis Winston's addition to the Pro Bowl roster, he joins linebacker Lavonte David, guard Logan Mankins, running back Doug Martin and defensive tackle Gerald McCoy as one of five Buccaneers to be selected. Tampa Bay's five selections are the most for the team since 2002, when seven were chosen.

**WINSTON NAMED PEPSI ROOKIE OF THE YEAR (2/5)** – After earning three Pepsi Rookie of the Week awards during the course of the 2015 season, Winston is chosen as the 2015 Pepsi Rookie of the Year.

**JACKSON SELECTED AS SALUTE TO SERVICE AWARD WINNER (2/5)** – The NFL and USAA award Vincent Jackson the 2015 *Salute to Service Award* presented by USAA, the league's Official Military Appreciation Sponsor.

# BUCCANEERS ALL-TIME HONORS

## NFL HALL OF FAME

1995	DE	Lee Roy Selmon
2012	DT	Warren Sapp
2013	LB	Derrick Brooks
2015	HC	Tony Dungy

## NFL PRO BOWL

1978	DT	Dave Pear*
1979	DE	Lee Roy Selmon*
1980	TE	Jimmie Giles*
	LB	David Lewis
	DE	Lee Roy Selmon*
1981	TE	Jimmie Giles*
	DE	Lee Roy Selmon*
1982	TE	Jimmie Giles*
	LB	Hugh Green*
	DE	Lee Roy Selmon*
1983	LB	Hugh Green*
	DE	Lee Roy Selmon*
1984	DE	Lee Roy Selmon*
	RB	James Wilder
1985	TE	Jimmie Giles
1989	WR	Mark Carrier
1990	CB	Wayne Haddix
1993	LB	Hardy Nickerson*
1996	LB	Hardy Nickerson
1997	FB	Mike Alstott
	LB	Derrick Brooks
	QB	Trent Dilfer
	RB	Warrick Dunn
	SS	John Lynch
	C	Tony Mayberry
	LB	Hardy Nickerson*
	DT	Warren Sapp
1998	FB	Mike Alstott
	LB	Derrick Brooks*
	C	Tony Mayberry
	LB	Hardy Nickerson
	DT	Warren Sapp*
1999	FB	Mike Alstott
	LB	Derrick Brooks*
	SS	John Lynch*
	C	Tony Mayberry
	LB	Hardy Nickerson*
	DT	Warren Sapp*
2000	CB	Donnie Abraham
	FB	Mike Alstott*
	LB	Derrick Brooks*
	C	Jeff Christy*
	RB	Warrick Dunn
	K	Martin Gramatica
	SS	John Lynch*
	G	Randall McDaniel*
	DT	Warren Sapp*
2001	FB	Mike Alstott*
	CB	Ronde Barber*
	LB	Derrick Brooks*
	WR	Keyshawn Johnson
	SS	John Lynch
	DT	Warren Sapp*
2002	FB	Mike Alstott*
	LB	Derrick Brooks*
	QB	Brad Johnson
	S	John Lynch*
	LB	Shelton Quarles
	DE	Simeon Rice*
	DT	Warren Sapp*
2003	LB	Derrick Brooks*
	WR	Keenan McCardell
	DE	Simeon Rice*
	DT	Warren Sapp

2004	CB	Ronde Barber*
	LB	Derrick Brooks*
2005	CB	Ronde Barber*
	P	Josh Bidwell
	LB	Derrick Brooks*
2006	CB	Ronde Barber*
	LB	Derrick Brooks
	LS	Dave Moore
2007	QB	Jeff Garcia
2008	CB	Ronde Barber*
	LB	Derrick Brooks
	G	Davin Joseph
	KR	Clifton Smith
2010	T	Donald Penn
2011	G	Davin Joseph
2012	WR	Vincent Jackson
	RB	Doug Martin
	DT	Gerald McCoy
2013	DT	Gerald McCoy
	CB	Darrelle Revis
2014	DT	Gerald McCoy
2015	LB	Lavonte David
	G	Logan Mankins
	RB	Doug Martin
	DT	Gerald McCoy
	QB	Jameis Winston

\* Denotes player voted as a starter

## ALL-NFC (FIRST TEAM UNLESS OTHERWISE NOTED)

1977	DE	Lee Roy Selmon	SN
1978	DE	Lee Roy Selmon	SN*
1979	TE	Jimmie Giles	UPI (honorable mention)
	LB	David Lewis	UPI
	DE	Lee Roy Selmon	PFW, UPI, SN*
1980	TE	Jimmie Giles	UPI (second team)
	LB	David Lewis	UPI (honorable mention)
	DE	Lee Roy Selmon	UPI
1981	TE	Jimmie Giles	UPI (second team)
	LB	Cecil Johnson	UPI (honorable mention)
	G	Greg Roberts	UPI (second team)
	CB	Mike Washington	UPI (honorable mention)
1982	TE	Jimmie Giles	UPI
	LB	Hugh Green	UPI
	DE	Lee Roy Selmon	UPI
1983	LB	Hugh Green	PFW
	DT	David Logan	PFW
1984	DE	Lee Roy Selmon	PFW
	RB	James Wilder	UPI
1987	LB	Ervin Randle	UPI (second team)
1989	WR	Mark Carrier	UPI (second team)
	T	Paul Gruber	UPI
1990	PK	Steve Christie	FN, PFW, UPI
	T	Paul Gruber	FN
	CB	Wayne Haddix	PFW
1992	CB	Ricky Reynolds	PFW
1996	LB	Hardy Nickerson	UPI (second team)
1997	LB	Derrick Brooks	FN, PFW
	LB	Hardy Nickerson	FN, PFW
	PR	Karl Williams	FN
1998	LB	Derrick Brooks	FN, PFW
	DT	Warren Sapp	PFW
1999	LB	Derrick Brooks	FN, PFW
	S	John Lynch	FN, PFW
	LB	Hardy Nickerson	PFW
	DT	Warren Sapp	FN, PFW
2000	LB	Derrick Brooks	FN, PFW
	K	Martin Gramatica	PFW
	S	John Lynch	FN, PFW
	DT	Warren Sapp	FN, PFW

**ALL-NFC - CONT.** (FIRST TEAM UNLESS OTHERWISE NOTED)

2001	LB	Derrick Brooks	FN, PFW
	S	John Lynch	PFW
	DT	Warren Sapp	PFW
2002	LB	Derrick Brooks	PFW
	DE	Simeon Rice	PFW
	DT	Warren Sapp	PFW
2004	LB	Derrick Brooks	PFW
2005	CB	Ronde Barber	PFW
	P	Josh Bidwell	PFW
	LB	Derrick Brooks	PFW
2007	S	Jermaine Phillips	PFW/PFWA
2008	PR	Clifton Smith	PFW/PFWA
2013	LB	Lavonte David	PFWA
	DT	Gerald McCoy	PFWA
2014	DT	Gerald McCoy	PFWA
2015	LB	Lavonte David	PFWA

\*SN changed title of award to NFC All-Star

**ALL-PRO** (FIRST TEAM UNLESS OTHERWISE NOTED)

1978	LB	David Lewis	CPFN
	DE	Lee Roy Selmon	AP, CPFN
1979	TE	Jimmie Giles	SI (honorable mention)
	LB	Dewey Selmon	AP (second team)
	DE	Lee Roy Selmon	FN, PFWA, SI
1980	DE	Lee Roy Selmon	AP (second team), CPFN, FD, NEA, PFWA
1982	CB	Neal Colzie	AP (second team)
	LB	Hugh Green	AP (second team), CPFN, FD, NEA (second team), PFWA, SI
	DE	Lee Roy Selmon	AP (second team), CPFN, FD, PFWA, NEA, SI
1983	LB	Hugh Green	AP (second team), CPFN, FD, SI, SN
1984	G	Sean Farrell	SN
	DE	Lee Roy Selmon	CPFN (second team), SI
	RB	James Wilder	AP (second team), CPFN, SI
1985	TE	Jimmie Giles	AP (honorable mention)
1988	T	Paul Gruber	AP (honorable mention)
1989	WR	Mark Carrier	CPFN (second team)
	S	Harry Hamilton	SN
1990	T	Paul Gruber	CPFN (second team)
	TE	Ron Hall	SI
1991	LB	Broderick Thomas	CPFN (second team)
1992	T	Paul Gruber	AP (second team), NEA
1993	LB	Hardy Nickerson	AP, PFWA, SN
1996	FB	Mike Alstott	AP (second team), FD (second team)
	T	Paul Gruber	USAT
	LB	Hardy Nickerson	AP (second team)
1997	FB	Mike Alstott	AP, CPFN (second team), SI
	LB	Derrick Brooks	CPFN
	LB	Hardy Nickerson	AP, CPFN (second team)
	DT	Warren Sapp	CPFN (second team)
1998	FB	Mike Alstott	AP
	LB	Derrick Brooks	AP (second team), SI, USAT, CPFN (second team), FD
	DT	Warren Sapp	AP (second team), FD (second team)
1999	CB	Donnie Abraham	FD (second team)
	FB	Mike Alstott	AP, CPFN, FD
	LB	Derrick Brooks	AP, CPFN, FD, PFW, SI, SN
	S	John Lynch	AP, PFW, SI, SN, USAT
	LB	Hardy Nickerson	AP (second team), FD, USAT
	DT	Warren Sapp	AP, CPFN, FD, PFW, SN, USAT

2000	LB	Derrick Brooks	AP, CPFN, FD, PFW, SI, SN
	K	Martin Gramatica	AP (second team), FD (second team)
	DE	Marcus Jones	CPFN (second team)
	S	John Lynch	AP, CPFN, FD, PFW, SN, USAT
	G	Randall McDaniel	CPFN
	DT	Warren Sapp	AP, CPFN, FD, PFW, SI, SN, USAT
	CB	Ronde Barber	AP, CPFN, FD, PFW
2001	LB	Derrick Brooks	AP (second team)
	WR	Keyshawn Johnson	SI
	S	John Lynch	AP (second team), CPFN, PFW
	DT	Warren Sapp	AP, CPFN, PFW, SN
2002	FB	Mike Alstott	CPFN
	CB	Ronde Barber	AP (second team), SI
	LB	Derrick Brooks	AP, CPFN, FD, SI, SN
	CB	Brian Kelly	FD (second team)
	S	John Lynch	AP (second team), FD (second team)
	DE	Simeon Rice	AP, CPFN, FD (second team), SI, SN
	DT	Warren Sapp	AP, CPFN, FD, SN
2003	LB	Derrick Brooks	AP (second team), SN
	DE	Simeon Rice	AP (second team), FD (second team) SN
2004	CB	Ronde Barber	AP, CPFN, FD
	LB	Derrick Brooks	AP, CPFN (second team), FD
	DE	Simeon Rice	FD (second team)
2005	CB	Ronde Barber	AP
	P	Josh Bidwell	AP (second team)
	LB	Derrick Brooks	AP
2006	CB	Ronde Barber	AP (second team)
2008	KR	Clifton Smith	AP (second team)
2013	LB	Lavonte David	AP
	DT	Gerald McCoy	AP, SN
2014	DT	Gerald McCoy	AP (second team)
2015	RB	Doug Martin	AP, SN

**ALL-NFL** (FIRST TEAM UNLESS OTHERWISE NOTED)

1979	DE	Lee Roy Selmon	AP, PFW
1982	LB	Hugh Green	PFW
1997	FB	Mike Alstott	FD (second team)
	LB	Derrick Brooks	FD (second team)
	C	Tony Mayberry	FD (second team)
	LB	Hardy Nickerson	FD
	DT	Warren Sapp	FD (second team)
	LB	Derrick Brooks	PFW
2002	DE	Simeon Rice	PFW
	DT	Warren Sapp	PFW
2004	LB	Derrick Brooks	PFW
2005	CB	Ronde Barber	AP
	LB	Derrick Brooks	AP
2013	LB	Lavonte David	PFWA
	DT	Gerald McCoy	PFWA
2015	RB	Doug Martin	PFWA

**NFL DEFENSIVE MVP**

1979	DE	Lee Roy Selmon	NEA, PFW, SN
2002	LB	Derrick Brooks	PFW/PFWA

**NFL DEFENSIVE PLAYER OF THE YEAR**

1979	DE	Lee Roy Selmon	AP
1999	DT	Warren Sapp	AP, CPFN, FD, PFWA
2002	LB	Derrick Brooks	AP, FD, CPFN

**NFL DEFENSIVE LINEMAN OF THE YEAR**

1979	DE	Lee Roy Selmon	FD
2002	DE	Simeon Rice	NFL Alumni

**NFL LINEBACKER OF THE YEAR**

2002	LB	Derrick Brooks	NFL Alumni
------	----	----------------	------------

**NFC DEFENSIVE PLAYER OF THE YEAR**

1979	DE	Lee Roy Selmon	UPI
------	----	----------------	-----

**NFC DEFENSIVE LINEMAN OF THE YEAR**

1979	DE	Lee Roy Selmon	FD
1980	DE	Lee Roy Selmon	NFLPA
1982	DE	Lee Roy Selmon	NFLPA
1983	DE	Lee Roy Selmon	NFLPA

**NFC DEFENSIVE BACK OF THE YEAR**

2001	CB	Ronde Barber	NFL Alumni
2010	CB	Aqib Talib	NFL Alumni

**COMEBACK PLAYER OF THE YEAR**

2008	WR	Antonio Bryant	SN
------	----	----------------	----

**WALTER PAYTON/NFL MAN OF THE YEAR**

2000	LB	Derrick Brooks (co-recipient)	
------	----	-------------------------------	--

**SUPER BOWL XXXVII MVP**

2002	S	Dexter Jackson	
------	---	----------------	--

**AFC-NFC PRO BOWL MVP**

2005	LB	Derrick Brooks	
------	----	----------------	--

**PEPSI ROOKIE OF THE YEAR**

2005	RB	Carnell Williams	
2015	QB	Jameis Winston	

**ROOKIE OF THE YEAR**

1991	WR	Lawrence Dawsey	SI
1992	DT	Santana Dotson	SN
1997	RB	Warrick Dunn	FN, NEA, PFW, PFWA, SI, SN
2005	RB	Carnell Williams	SI

**NFL DEFENSIVE ROOKIE OF THE YEAR**

1992	DT	Santana Dotson	CPFN, FD
------	----	----------------	----------

**NFL OFFENSIVE ROOKIE OF THE YEAR**

1997	RB	Warrick Dunn	AP, FD, CPFW
2005	RB	Carnell Williams	AP, PFW/PFWA

**NFC ROOKIE OF THE YEAR**

1991	WR	Lawrence Dawsey	UPI
1992	DT	Santana Dotson	NFLPA (Defensive)
1997	RB	Warrick Dunn	NFLPA (Offensive)

**ALL-ROOKIE**

1977	S	Cedric Brown	FD
	LB	David Lewis	PFW
1978	QB	Doug Williams	PFW
1979	G	Greg Roberts	AP, FD
1980	G	Ray Snell	CPFN, PFW, PFWA, UPI
1981	LB	Hugh Green	FD, PFW, PFWA, UPI
1982	G	Sean Farrell	CPFN, FD, PFW, PFWA
1984	LB	Keith Browner	FD, PFW, PFWA
	T	Ron Heller	PFW, PFWA
1986	T	J.D. Maarleveld	FD, PFW, PFWA
1987	WR	Mark Carrier	PFWA, UPI
	QB	Vinny Testaverde	FD, PFW, PFWA, UPI
1988	LB	Sidney Coleman	CPFN
	T	Paul Gruber	PFW
1990	PK	Steve Christie	CPFN, FD, FN, UPI
	P	Mark Royals	FD
1991	S	Tony Covington	FN
	WR	Lawrence Dawsey	PFW
1992	TE	Tyji Armstrong	CPFN, FN
	DT	Santana Dotson	FN, PFW
1993	WR	Horace Copeland	FD
	DE	Eric Curry	PFWA
	PK	Michael Husted	FD
1994	RB	Errict Rhett	CPFN, FN, PFW, PFWA
1995	LB	Derrick Brooks	CPFN, FN, PFW, PFWA
	DT	Warren Sapp	CPFN, FN, PFW, PFWA

1996	CB	Donnie Abraham	CPFN, PFWA
	DT	Marcus Jones	CPFN
1997	WR	Reidel Anthony	CPFW, FN, PFW
	RB	Warrick Dunn	CPFW, FN, PFW
	G	Frank Middleton	CPFW, PFW
1998	PR	Jacquez Green	PFW, FN
1999	K	Martin Gramatica	FD, CPFN, PFW
	DE	John McLaughlin	PFW
2001	T	Kenyatta Walker	PFW
2004	WR	Michael Clayton	PFW
2005	G	Dan Buenning	PFW/PFWA
	RB	Carnell Williams	PFW/PFWA
2007	DE	Gaines Adams	PFW/PFWA
	G	Arron Sears	PFW/PFWA
2008	PR	Clifton Smith	PFW/PFWA
2010	RB	LeGarrette Blount	PFW/PFWA, SN
	WR	Mike Williams	PFW/PFWA, SN
2012	S	Mark Barron	PFW/PFWA
	LB	Lavonte David	PFW/PFWA
	RB	Doug Martin	PFW/PFWA
2013	QB	Mike Glennon	PFWA
2014	WR	Mike Evans	PFWA
2015	LB	Kwon Alexander	PFWA
	G	Ali Marpet	PFWA
	T	Donovan Smith	PFWA
	QB	Jameis Winston	PFWA

**MAXWELL CLUB COACH OF THE YEAR**

1997	Tony Dungy	
------	------------	--

**HORRIGAN AWARD**

1997	Tony Dungy	
------	------------	--

**ASSISTANT COACH OF THE YEAR**

2002	Monte Kiffin	FD, PFW/PFWA
------	--------------	--------------

**LEGEND**

AP	– Associated Press	PFWA	– Pro Football Writers Association
CPFN	– College and Pro Football Newsweekly	SI	– Sports Illustrated
FD	– Football Digest	SN	– The Sporting News
FN	– Football News	UPI	– United Press International
NEA	– Newspaper Enterprise Association	USAT	– USA Today
NFLPA	– NFL Players Association		
PFW	– Pro Football Weekly		

# PRO BOWL BUCCANEERS

## 1978

NT **Dave Pear**

## 1979

DE **Lee Roy Selmon\***

## 1980

TE **Jimmie Giles**

LB **David Lewis**

DE **Lee Roy Selmon (2)**

## 1981

TE **Jimmie Giles (2)**

DE **Lee Roy Selmon (3)**

## 1982

TE **Jimmie Giles (3)**

LB **Hugh Green**

DE **Lee Roy Selmon (4)**

## 1983

LB **Hugh Green (2)**

DE **Lee Roy Selmon (5)**

## 1984

DE **Lee Roy Selmon (6)**

RB **James Wilder**

## 1985

TE **Jimmie Giles (4)**

## 1989

WR **Mark Carrier**

## 1990

CB **Wayne Haddix**

## 1993

LB **Hardy Nickerson**

## 1996

LB **Hardy Nickerson (2)**

## 1997

FB **Mike Alstott**

LB **Derrick Brooks**

QB **Trent Dilfer**

RB **Warrick Dunn**

S **John Lynch**

C **Tony Mayberry**

LB **Hardy Nickerson (3)**

DT **Warren Sapp**

## 1998

FB **Mike Alstott (2)**

LB **Derrick Brooks (2)**

C **Tony Mayberry (2)**

LB **Hardy Nickerson (4)**

DT **Warren Sapp (2)**

## 1999

FB **Mike Alstott (3)**

LB **Derrick Brooks (3)**

S **John Lynch (2)**

C **Tony Mayberry (3)**

LB **Hardy Nickerson (5)**

DT **Warren Sapp (3)**

## 2000

CB **Donnie Abraham**

FB **Mike Alstott (4)**

LB **Derrick Brooks (4)**

C **Jeff Christy+**

RB **Warrick Dunn (2)**

K **Martin Gramatica**

S **John Lynch (3)**

G **Randall McDaniel^**

DT **Warren Sapp (4)**

## 2001

FB **Mike Alstott (5)**

CB **Ronde Barber**

LB **Derrick Brooks (5)\***

WR **Keyshawn Johnson&**

S **John Lynch (4)**

DT **Warren Sapp (5)\***

## 2002

FB **Mike Alstott (6)**

LB **Derrick Brooks (6)**

QB **Brad Johnson•**

S **John Lynch (5)**

LB **Shelton Quarles**

DE **Simeon Rice••**

DT **Warren Sapp (6)\***

## 2003

LB **Derrick Brooks (7)\***

WR **Keenan McCardell\$**

DE **Simeon Rice (2)••\***

DT **Warren Sapp(7)\***

## 2004

CB **Ronde Barber (2)**

LB **Derrick Brooks (8)\***

## 2005

CB **Ronde Barber (3)**

P **Josh Bidwell**

LB **Derrick Brooks (9)**

## 2006

CB **Ronde Barber (4)**

LB **Derrick Brooks (10)**

LS **Dave Moore**

## 2007

QB **Jeff Garcia (4)™**

## 2008

CB **Ronde Barber (5)**

LB **Derrick Brooks (11)\***

G **Davin Joseph**

KR **Clifton Smith**

## 2010

T **Donald Penn**

## 2011

G **Davin Joseph (2)**

## 2012

WR **Vincent Jackson (3)©**

RB **Doug Martin**

DT **Gerald McCoy**

## 2013

DT **Gerald McCoy (2)**

CB **Darrelle Revis@**

## 2014

DT **Gerald McCoy (3)**

## 2015

LB **Lavonte David**

RB **Doug Martin (2)**

G **Logan Mankins (7)#**

DT **Gerald McCoy (4)**

QB **Jameis Winston**

**Players in bold voted in as a starter**

\* Did not play in game

+ Made his first Pro Bowl appearance as a Buccaneer in 2000, but made two Pro Bowl showings (1998 and 1999) with Minnesota.

^ Made his first Pro Bowl appearance as a Buccaneer in 2000, but made NFL-record 11 consecutive showings (1989-99) with Minnesota.

& Made his first Pro Bowl appearance as a Buccaneer in 2001, but made two Pro Bowl showings with the New York Jets (1998-99).

• Made his first Pro Bowl appearance as a Buccaneer in 2002, but made first Pro Bowl showing with the Washington Redskins (1999).

•• Made two consecutive Pro Bowl appearances as a Buccaneer in 2002 and 2003, but made first Pro Bowl showing with the Arizona Cardinals (1999).

\$ Made his first Pro Bowl appearance as a Buccaneer in 2003, but made his first Pro Bowl showing with the Jacksonville Jaguars (1996).

™ Made his first Pro Bowl as a Buccaneer in 2007, but made three consecutive Pro Bowls (2000-02) with the San Francisco 49ers.

© Made his first Pro Bowl as a Buccaneer in 2012, but made two Pro Bowls (2007, 2011) with the San Diego Chargers.

@ Made his first Pro Bowl as a Buccaneer in 2013, but made four Pro Bowls (2008-11) with the New York Jets.

# Made his first Pro Bowl as a Buccaneer in 2015, but made six Pro Bowls (2007, 2009-13) with the New England Patriots.

# PRO BOWL NOTES

## MOST APPEARANCES

11	Derrick Brooks (1997-06, 2008)
7	Warren Sapp (1997-03)
6	Mike Alstott (1997-02)
	Lee Roy Selmon (1979-84)
5	Ronde Barber (2001, 2004-06, 2008)
	John Lynch (1997, 1999-02)
	Hardy Nickerson (1993, 1996-99)
4	Jimmie Giles (1980-82, 1985)
4	Gerald McCoy (2012-15)

## MOST CONSECUTIVE APPEARANCES

10	Derrick Brooks (1997-06)
7	Warren Sapp (1997-03)
6	Mike Alstott (1997-02)
	Lee Roy Selmon (1979-84)

## MOST APPEARANCES BY AN OFFENSIVE PLAYER

6	Mike Alstott (1997-02)
4	Jimmie Giles (1980-82, 1985)
3	Tony Mayberry (1997-99)

## MOST APPEARANCES BY A DEFENSIVE PLAYER

11	Derrick Brooks (1997-06)
7	Warren Sapp (1997-03)
6	Lee Roy Selmon (1979-84)
5	Ronde Barber (2001, 2004-06, 2008)
	John Lynch (1997, 1999-02)
	Hardy Nickerson (1993, 1996-99)

# NFC PLAYERS OF THE WEEK

Offensive, Defensive Awards started in 1984, Special Teams Award in 1993

	OFFENSIVE	DEFENSIVE	SPECIAL TEAMS
1984	QB Steve DeBerg (Week 3)		
1985	TE Jimmie Giles (Week 10)		
1987	QB Steve DeBerg (Week 1)	S Paul Tripoli (Week 4) CB Kevin Walker (Week 6)	
1989	QB Vinny Testaverde (Week 1) The Buccaneer Offense (Week 5)		
1990		S Mark Robinson (Week 4)	
1991		LB Broderick Thomas (Week 11)	
1992	QB Vinny Testaverde (Week 2)	DT Santana Dotson (Week 4)	
1993		LB Hardy Nickerson (Week 9)	CB Roger Jones (Week 17)
1994		LB Hardy Nickerson (Weeks 2 & 13)	
1995	RB Errict Rhett (Week 15)		K Michael Husted (Week 7)
1996		S John Lynch (Week 13)	WR Karl Williams (Week 17)
1997	RB Warrick Dunn (Week 2) QB Trent Diifer (Week 4)		WR Karl Williams (Weeks 10 & 17) LB Shelton Quarles (Week 11)
1998			WR Jacquez Green (Week 2) CB Ronde Barber (Week 13)
1999		DT Warren Sapp (Week 2) LB Derrick Brooks (Week 7) CB Donnie Abraham (Weeks 11 & 13) DE Steve White (Div. Playoffs)	DE John McLaughlin (Week 3) K Martin Gramatica (Week 11)
2000	QB Shaun King (Week 9) RB Warrick Dunn (Week 14)	LB Derrick Brooks (Week 1) CB Ronde Barber (Week 2) DT Warren Sapp (Week 3)	WR Karl Williams (Week 13) K Martin Gramatica (Week 15)
2001		CB Ronde Barber (Weeks 9 & 15) DT Warren Sapp (Week 11) LB Derrick Brooks (Week 16)	K Martin Gramatica (Week 12) TE Todd Yoder (Week 16)
2002	QB Brad Johnson (Weeks 9 & 14)	LB Derrick Brooks (Week 5) CB Ronde Barber (NFC Championship)	K Martin Gramatica (Weeks 8 & 17)
2003	QB Brad Johnson (Week 6)	DE Simeon Rice (Week 6)	P Tom Tupa (Week 3)
2004	RB Michael Pittman (Week 9)	LB Derrick Brooks (Week 13)	
2005		LB Shelton Quarles (Week 2) CB Ronde Barber (Week 14) DE Simeon Rice (Week 17)	P Josh Bidwell (Weeks 3 & 6) DE Dewayne White (Week 16)
2006		CB Ronde Barber (Week 7)	K Matt Bryant (Week 7)
2007		LB Barrett Ruud (Week 2)	WR Micheal Spurlock (Week 15)
2008		LB Derrick Brooks (Week 4) CB Ronde Barber (Week 12)	K Matt Bryant (Week 4) RB/KR Clifton Smith (Week 9)
2009			WR Sammie Stroughter (Week 6) RB/KR Clifton Smith (Week 9) WR Micheal Spurlock (Week 16)
2010	QB Josh Freeman (Weeks 5 & 9)	CB Aqib Talib (Week 8)	
2011		CB Ronde Barber (Week 3)	
2012	RB Doug Martin (Week 9)	CB Ronde Barber (Week 1)	
2013	RB Bobby Rainey (Week 11)	LB Lavonte David (Week 12)	
2015		LB Kwon Alexander (Week 8) LB Lavonte David (Week 11)	PR Bobby Rainey (Week 5)

## NFC PLAYER OF THE MONTH

	OFFENSIVE	DEFENSIVE	SPECIAL TEAMS
1996			KR/PR Karl Williams (December)
1997		DT Warren Sapp (September)	
1999		DT Warren Sapp (September)	K Martin Gramatica (November)
2000		LB Derrick Brooks (November)	K Martin Gramatica (October)
2001		DE Simeon Rice (December)	
2002		LB Derrick Brooks (October) DE Simeon Rice (November)	K Martin Gramatica (December)
2005			P Josh Bidwell (November)
2007		LB Barrett Ruud (September)	K Matt Bryant (December)
2008			KR Clifton Smith (November)
2012			LB Dekoda Watson (November)

## NFC ROOKIE OF THE MONTH

	OFFENSIVE	DEFENSIVE	SPECIAL TEAMS
1996	FB Mike Alstott (November)		KR/PR Karl Williams (December)
1997	RB Warrick Dunn (September)		
1999	QB Shaun King (December)		
2005	RB Carnell Williams (September) RB Carnell Williams (December)		
2010	RB LeGarrette Blount (December)		
2012	RB Doug Martin (October)	LB Lavonte David (November)	
2013	QB Mike Glennon (November)		
2015	QB Jameis Winston (November)		

## PEPSI NFL ROOKIE OF THE WEEK

	OFFENSIVE	DEFENSIVE	SPECIAL TEAMS
2004	WR Michael Clayton (Week 14)		
2005	RB Carnell Williams (Week 1) RB Carnell Williams (Week 2) RB Carnell Williams (Week 3)		
2012	RB Doug Martin (Week 9)		
2015	QB Jameis Winston (Week 2) QB Jameis Winston (Week 5) QB Jameis Winston (Week 11)	LB Kwon Alexander (Week 3) LB Kwon Alexander (Week 8)	

## FEDEX AIR & GROUND NFL PLAYER OF THE WEEK

	AIR	GROUND
2005	QB Chris Simms (Week 10)	
2010	QB Josh Freeman (Week 16) QB Josh Freeman (Week 17)	RB LeGarrette Blount (Week 16)
2012		RB Doug Martin (Week 8) RB Doug Martin (Week 9) RB Doug Martin (Week 11)
2013		RB Bobby Rainey (Week 11)
2015	QB Jameis Winston (Week 11)	RB Doug Martin (Week 5) RB Doug Martin (Week 11)

## ED BLOCK COURAGE AWARD

Each year, the Ed Block Courage Award is given to a player on each NFL team who best exemplifies commitment to the principles of sportsmanship and courage. The recipient symbolizes professionalism, dedication and performance as a community role model. This national award is named after the former Baltimore Colts' trainer who was a tireless worker for victims of abuse, violence, neglect and families in crisis.

1984	Theo Bell	2000	Derrick Brooks
1985	Steve Courson	2001	Jerry Wunsch
1986	J.D. Maarleveld	2002	John Lynch
1987	Nathan Wonsley	2003	Joe Jurevicius
1988	Don Smith	2004	Mike Alstott
1989	John Cannon	2005	John Wade
1990	Ron Hall	2006	Shelton Quarles
1991	Harry Hamilton	2007	Jeff Garcia
1992	Ricky Reynolds	2008	Matt Bryant
1993	Rob Taylor	2009	Carnell Williams
1994	Tony Covington	2010	Earnest Graham
1995	Paul Gruber	2011	Ronde Barber
1996	Charles Dimry	2012	Davin Joseph
1997	Horace Copeland	2013	Darrelle Revis
1998	Warrick Dunn	2014	Vincent Jackson
1999	Hardy Nickerson	2015	Clinton McDonald

## YEAR-BY-YEAR SCORES

### 1976

Head Coach: John McKay  
Preseason (1-5)

DATE	OPPONENT	W/L	SCORE	STADIUM	CITY	ATTEND.	STARTING QB
July 31	at L.A. Rams	L	3-26	L.A. Coliseum	Los Angeles, CA	54,787	Spurrier
Aug. 7	at Green Bay	L	6-10	Milwaukee County Stadium	Milwaukee, WI	53,421	Spurrier
Aug. 14	vs. Atlanta	W	17-3	Gator Bowl	Jacksonville, FL	11,342	Spurrier
Aug. 21	MIAMI	L	21-28	Tampa Stadium	Tampa, FL	67,466	Spurrier
Aug. 28	CHICAGO	L	7-10	Tampa Stadium	Tampa, FL	47,592	Spurrier
Sept. 4	CINCINNATI	L	13-24	Tampa Stadium	Tampa, FL	46,775	Spurrier

### Won 0, Lost 14

Sept. 12	at Houston	L	0-20	Astrodome	Houston, TX	42,228	Spurrier
Sept. 19	SAN DIEGO	L	0-23	Tampa Stadium	Tampa, FL	39,558	Spurrier
Sept. 26	BUFFALO	L	9-14	Tampa Stadium	Tampa, FL	44,505	Spurrier
Oct. 3	at Baltimore	L	17-42	Memorial Stadium	Baltimore, MD	40,053	Spurrier
Oct. 10	at Cincinnati	L	0-21	Riverfront Stadium	Cincinnati, OH	40,700	Spurrier
Oct. 17	SEATTLE	L	10-13	Tampa Stadium	Tampa, FL	43,458	Spurrier
Oct. 24	MIAMI	L	20-23	Tampa Stadium	Tampa, FL	61,437	Dickinson
Oct. 31	KANSAS CITY	L	19-28	Tampa Stadium	Tampa, FL	41,779	Spurrier
Nov. 7	at Denver	L	13-48	Mile High Stadium	Denver, CO	61,703	Spurrier
Nov. 14	at N.Y. Jets	L	0-34	Shea Stadium	Flushing, NY	46,427	Spurrier
Nov. 21	CLEVELAND	L	7-24	Tampa Stadium	Tampa, FL	36,930	Spurrier
Nov. 28	at Oakland	L	16-49	Oakland-Alameda County Coliseum	Oakland, CA	49,590	Spurrier
Dec. 5	at Pittsburgh	L	0-42	Three Rivers Stadium	Pittsburgh, PA	43,385	Hanratty
Dec. 12	NEW ENGLAND	L	14-31	Tampa Stadium	Tampa, FL	41,517	Spurrier

### Fifth — AFC West

Sept. 12	at Houston	L	0-20	Astrodome	Houston, TX	42,228	Spurrier
Sept. 19	SAN DIEGO	L	0-23	Tampa Stadium	Tampa, FL	39,558	Spurrier
Sept. 26	BUFFALO	L	9-14	Tampa Stadium	Tampa, FL	44,505	Spurrier
Oct. 3	at Baltimore	L	17-42	Memorial Stadium	Baltimore, MD	40,053	Spurrier
Oct. 10	at Cincinnati	L	0-21	Riverfront Stadium	Cincinnati, OH	40,700	Spurrier
Oct. 17	SEATTLE	L	10-13	Tampa Stadium	Tampa, FL	43,458	Spurrier
Oct. 24	MIAMI	L	20-23	Tampa Stadium	Tampa, FL	61,437	Dickinson
Oct. 31	KANSAS CITY	L	19-28	Tampa Stadium	Tampa, FL	41,779	Spurrier
Nov. 7	at Denver	L	13-48	Mile High Stadium	Denver, CO	61,703	Spurrier
Nov. 14	at N.Y. Jets	L	0-34	Shea Stadium	Flushing, NY	46,427	Spurrier
Nov. 21	CLEVELAND	L	7-24	Tampa Stadium	Tampa, FL	36,930	Spurrier
Nov. 28	at Oakland	L	16-49	Oakland-Alameda County Coliseum	Oakland, CA	49,590	Spurrier
Dec. 5	at Pittsburgh	L	0-42	Three Rivers Stadium	Pittsburgh, PA	43,385	Hanratty
Dec. 12	NEW ENGLAND	L	14-31	Tampa Stadium	Tampa, FL	41,517	Spurrier



## 1977

Head Coach: John McKay  
Preseason (2-4)

DATE	OPPONENT	W/L	SCORE	STADIUM	CITY	ATTEND.	STARTING QB
Aug. 6	MIAMI	L	7-13	Tampa Stadium	Tampa, FL	66,056	Huff
Aug. 13	at Cincinnati	L	0-45	Riverfront Stadium	Cincinnati, OH	50,316	Boryla
Aug. 20	GREEN BAY	W	10-7	Tampa Stadium	Tampa, FL	49,045	Boryla
Aug. 27	vs. Atlanta	L	21-30	Tangerine Bowl	Orlando, FL	31,123	Huff
Sept. 3	at Buffalo	L	6-17	Rich Stadium	Orchard Park, NY	28,126	Dickinson
Sept. 10	BALTIMORE	W	14-0	Tampa Stadium	Tampa, FL	47,032	Hedberg

## Won 2, Lost 12

Sept. 18	at Philadelphia	L	3-13	Veterans Stadium	Philadelphia, PA	61,549	Hedberg
Sept. 24	MINNESOTA	L	3-9	Tampa Stadium	Tampa, FL	66,272	Hedberg
Oct. 2	at Dallas	L	7-23	Texas Stadium	Irving, TX	55,316	Huff
Oct. 9	WASHINGTON	L	0-10	Tampa Stadium	Tampa, FL	58,571	Hedberg
Oct. 16	at Seattle	L	23-30	Kingdome	Seattle, WA	54,783	Huff
Oct. 23	GREEN BAY	L	0-13	Tampa Stadium	Tampa, FL	47,635	Huff
Oct. 30	at San Francisco	L	10-20	Candlestick Park	San Francisco, CA	34,750	Blount
Nov. 6	at L.A. Rams	L	0-31	L.A. Coliseum	Los Angeles, CA	45,493	Blount
Nov. 13	N.Y. GIANTS	L	0-10	Tampa Stadium	Tampa, FL	46,518	Blount
Nov. 20	at Detroit	L	7-16	Pontiac Silverdome	Pontiac, MI	49,751	Blount
Nov. 27	ATLANTA	L	0-17	Tampa Stadium	Tampa, FL	43,592	Huff
Dec. 4	CHICAGO	L	0-10	Tampa Stadium	Tampa, FL	48,948	Hedberg
Dec. 11	at New Orleans	W	33-14	Louisiana Superdome	New Orleans, LA	40,124	Huff
Dec. 18	ST. LOUIS	W	17-7	Tampa Stadium	Tampa, FL	56,922	Huff

## Fifth – NFC Central

## 1978

Head Coach: John McKay  
Preseason (3-1)

DATE	OPPONENT	W/L	SCORE	STADIUM	CITY	ATTEND.	STARTING QB
Aug. 5	CINCINNATI	W	17-0	Tampa Stadium	Tampa, FL	60,106	Huff
Aug. 12	BALTIMORE	W	23-12	Tampa Stadium	Tampa, FL	61,112	Huff
Aug. 19	at New Orleans	W	14-3	Louisiana Superdome	New Orleans, LA	46,282	Boryla
Aug. 25	MIAMI	L	20-24	Tampa Stadium	Tampa, FL	68,132	Huff

## Won 5, Lost 11

Sept. 2•	N.Y. GIANTS	L	13-19	Tampa Stadium	Tampa, FL	67,456	Williams
Sept. 9	DETROIT	L	7-15	Tampa Stadium	Tampa, FL	64,445	Boryla
Sept. 17	at Minnesota	W	16-10	Metropolitan Stadium	Bloomington, MN	46,152	Williams
Sept. 24	ATLANTA	W	14-9	Tampa Stadium	Tampa, FL	58,073	Williams
Oct. 1••	MINNESOTA	L	7-24	Tampa Stadium	Tampa, FL	65,972	Williams
Oct. 8	at Kansas City	W	30-13	Arrowhead Stadium	Kansas City, MO	38,201	Williams
Oct. 15	at N.Y. Giants	L	14-17	Giants Stadium	East Rutherford, NJ	68,025	Williams
Oct. 22•	CHICAGO	W	33-19	Tampa Stadium	Tampa, FL	68,146	Williams
Oct. 29	at Green Bay	L	7-9	Lambeau Field	Green Bay, WI	55,108	Williams
Nov. 5	at L.A. Rams	L	23-26	L.A. Coliseum	Los Angeles, CA	55,182	Williams
Nov. 12	at Detroit	L	23-34	Pontiac Silverdome	Pontiac, MI	60,320	Rae
Nov. 19	BUFFALO	W	31-10	Tampa Stadium	Tampa, FL	61,383	Rae
Nov. 26	at Chicago	L	3-14	Soldier Field	Chicago, IL	42,373	Rae
Dec. 3••	GREEN BAY	L	7-17	Tampa Stadium	Tampa, FL	67,754	Rae
Dec. 10	at San Francisco	L	3-6	Candlestick Park	San Francisco, CA	30,931	Rae
Dec. 17	NEW ORLEANS	L	10-17	Tampa Stadium	Tampa, FL	51,207	Williams

## Fifth – NFC Central

1979

**Head Coach: John McKay**  
**Preseason (2-2)**

DATE	OPPONENT	W/L	SCORE	STADIUM	CITY	ATTEND.	STARTING QB
Aug. 4	WASHINGTON	L	7-9	Tampa Stadium	Tampa, FL	64,493	Williams
Aug. 11	MIAMI	L	7-13	Tampa Stadium	Tampa, FL	64,481	Williams
Aug. 18	NEW ORLEANS	W	14-7	Tampa Stadium	Tampa, FL	49,042	Williams
Aug. 25	at Cincinnati	W	24-13	Riverfront Stadium	Cincinnati, OH	44,120	Williams

**Won 10, Lost 6**

Sept. 1•	DETROIT	W	31-16	Tampa Stadium	Tampa, FL	68,225	Williams
Sept. 9	at Baltimore	W	29-26 (OT)	Memorial Stadium	Baltimore, MD	36,374	Williams
Sept. 16	at Green Bay	W	21-10	Lambeau Field	Green Bay, WI	55,498	Williams
Sept. 23••	L.A. RAMS	W	21-6	Tampa Stadium	Tampa, FL	69,497	Williams
Sept. 30	at Chicago	W	17-13	Soldier Field	Chicago, IL	55,258	Williams
Oct. 7	at N.Y. Giants	L	14-17	Giants Stadium	East Rutherford, NJ	72,841	Williams
Oct. 14••	NEW ORLEANS	L	14-42	Tampa Stadium	Tampa, FL	67,640	Williams
Oct. 21••	GREEN BAY	W	21-3	Tampa Stadium	Tampa, FL	67,186	Williams
Oct. 28	at Minnesota	W	12-10	Metropolitan Stadium	Bloomington, MN	46,906	Williams
Nov. 4	at Atlanta	L	14-17	Fulton County Stadium	Atlanta, GA	55,150	Williams
Nov. 11	at Detroit	W	16-14	Pontiac Silverdome	Pontiac, MI	70,461	Williams
Nov. 18•	N.Y. GIANTS	W	31-3	Tampa Stadium	Tampa, FL	70,261	Williams
Nov. 25••	MINNESOTA	L	22-23	Tampa Stadium	Tampa, FL	70,039	Williams
Dec. 2••	CHICAGO	L	0-14	Tampa Stadium	Tampa, FL	69,508	Williams
Dec. 9	at San Francisco	L	7-23	Candlestick Park	San Francisco, CA	44,506	Williams
Dec. 16•	KANSAS CITY	W	3-0	Tampa Stadium	Tampa, FL	63,624	Williams

**NFC DIVISIONAL PLAYOFF GAME**

Dec. 29••	PHILADELPHIA	W	24-17	Tampa Stadium	Tampa, FL	71,402	Williams
-----------	--------------	---	-------	---------------	-----------	--------	----------

**NFC CHAMPIONSHIP GAME**

Jan. 6••	L.A. RAMS	L	0-9	Tampa Stadium	Tampa, FL	72,033	Williams
----------	-----------	---	-----	---------------	-----------	--------	----------

1980

**Head Coach: John McKay**  
**Preseason (3-1)**

DATE	OPPONENT	W/L	SCORE	STADIUM	CITY	ATTEND.	STARTING QB
Aug. 11	at Houston	W	21-7	Astrodome	Houston, TX	48,827	Fusina
Aug. 16	ST. LOUIS	L	14-21	Tampa Stadium	Tampa, FL	68,384	Williams
Aug. 23	CINCINNATI	W	20-14 (OT)	Tampa Stadium	Tampa, FL	59,113	Williams
Aug. 29	WASHINGTON	W	11-6	Tampa Stadium	Tampa, FL	62,555	Rae

**Won 5, Lost 10, Tied 1**

Sept. 7	at Cincinnati	W	17-12	Riverfront Stadium	Cincinnati, OH	35,551	Williams
Sept. 11••	L.A. RAMS	W	10-9	Tampa Stadium	Tampa, FL	66,576	Williams
Sept. 21	at Dallas	L	17-28	Texas Stadium	Irving, TX	62,750	Williams
Sept. 28••	CLEVELAND	L	27-34	Tampa Stadium	Tampa, FL	65,540	Williams
Oct. 6	at Chicago	L	0-23	Soldier Field	Chicago, IL	61,350	Williams
Oct. 12••	GREEN BAY	T	14-14 (OT)	Tampa Stadium	Tampa, FL	64,854	Williams
Oct. 19	at Houston	L	14-20	Astrodome	Houston, TX	48,167	Williams
Oct. 26	at San Francisco	W	24-23	Candlestick Park	San Francisco, CA	51,925	Williams
Nov. 2•	N.Y. GIANTS	W	30-13	Tampa Stadium	Tampa, FL	68,256	Williams
Nov. 9••	PITTSBURGH	L	21-24	Tampa Stadium	Tampa, FL	71,636	Williams
Nov. 16	at Minnesota	L	30-38	Metropolitan Stadium	Bloomington, MN	46,032	Williams
Nov. 23••	DETROIT	L	10-24	Tampa Stadium	Tampa, FL	64,976	Williams
Nov. 30	at Green Bay	W	20-17	Milwaukee County Stadium	Milwaukee, WI	54,225	Williams
Dec. 7••	MINNESOTA	L	10-21	Tampa Stadium	Tampa, FL	65,649	Williams
Dec. 14	at Detroit	L	14-27	Pontiac Silverdome	Pontiac, MI	77,098	Williams
Dec. 20••	CHICAGO	L	13-14	Tampa Stadium	Tampa, FL	55,298	Williams

**Tied Fourth – NFC Central**

## 1981

Head Coach: John McKay  
Preseason (1-3)

DATE	OPPONENT	W/L	SCORE	STADIUM	CITY	ATTEND.	STARTING QB
Aug. 8	CINCINNATI	L	17-24	Tampa Stadium	Tampa, FL	67,554	Williams
Aug. 15	NEW ENGLAND	L	16-17	Tampa Stadium	Tampa, FL	62,785	Williams
Aug. 22	HOUSTON	W	27-17	Tampa Stadium	Tampa, FL	64,734	Williams
Aug. 28	at Atlanta	L	7-27	Fulton County Stadium	Atlanta, GA	53,668	Fusina

## Won 9, Lost 7

Sept. 5••	MINNESOTA	W	21-13	Tampa Stadium	Tampa, FL	66,287	Williams
Sept. 13	at Kansas City	L	10-19	Arrowhead Stadium	Kansas City, MO	50,555	Williams
Sept. 20	at Chicago	L	17-28	Soldier Field	Chicago, IL	60,130	Williams
Sept. 27•	ST. LOUIS	W	20-10	Tampa Stadium	Tampa, FL	65,850	Williams
Oct. 4•	DETROIT	W	28-10	Tampa Stadium	Tampa, FL	71,733	Williams
Oct. 11	at Green Bay	W	21-10	Lambeau Field	Green Bay, WI	52,264	Williams
Oct. 18	at Oakland	L	16-18	Oakland-Alameda County Coliseum	Oakland, CA	42,288	Williams
Oct. 25	at Philadelphia	L	10-20	Veterans Stadium	Philadelphia, PA	70,174	Williams
Nov. 1••	CHICAGO	W	20-10	Tampa Stadium	Tampa, FL	68,688	Williams
Nov. 8	at Minnesota	L	10-25	Metropolitan Stadium	Bloomington, MN	47,038	Williams
Nov. 15••	DENVER	L	7-24	Tampa Stadium	Tampa, FL	64,518	Williams
Nov. 22•	GREEN BAY	W	37-3	Tampa Stadium	Tampa, FL	63,251	Williams
Nov. 29	at New Orleans	W	31-14	Louisiana Superdome	New Orleans, LA	62,209	Williams
Dec. 6••	ATLANTA	W	24-23	Tampa Stadium	Tampa, FL	69,221	Williams
Dec. 13••	SAN DIEGO	L	23-24	Tampa Stadium	Tampa, FL	67,388	Williams
Dec. 20	at Detroit	W	20-17	Pontiac Silverdome	Pontiac, MI	80,444	Williams

## NFC DIVISIONAL PLAYOFF GAME

Jan. 2	at Dallas	L	0-38	Texas Stadium	Irving, TX	64,848	Williams
--------	-----------	---	------	---------------	------------	--------	----------

## 1982

Head Coach: John McKay  
Preseason (3-1)

DATE	OPPONENT	W/L	SCORE	STADIUM	CITY	ATTEND.	STARTING QB
Aug. 14	PHILADELPHIA	W	35-7	Tampa Stadium	Tampa, FL	65,659	Williams
Aug. 21	WASHINGTON	W	28-13	Tampa Stadium	Tampa, FL	63,896	Williams
Aug. 28	at Houston	L	6-21	Astrodome	Houston, TX	41,007	Golsteyn
Sept. 3	ATLANTA	W	34-0	Tampa Stadium	Tampa, FL	62,933	Williams

## Won 5, Lost 4

Sept. 12	at Minnesota	L	10-17	HHH Metrodome	Minneapolis, MN	58,440	Williams
Sept. 19•	WASHINGTON	L	13-21	Tampa Stadium	Tampa, FL	66,187	Williams
Nov. 21	at Dallas	L	9-14	Texas Stadium	Irving, TX	49,578	Williams
Nov. 29••	MIAMI	W	23-17	Tampa Stadium	Tampa, FL	65,854	Williams
Dec. 5	at New Orleans	W	13-10	Louisiana Superdome	New Orleans, LA	61,709	Williams
Dec. 12	at N.Y. Jets	L	17-32	Shea Stadium	Flushing, NY	28,147	Williams
Dec. 19•	BUFFALO	W	24-23	Tampa Stadium	Tampa, FL	62,510	Williams
Dec. 26•	DETROIT	W	23-21	Tampa Stadium	Tampa, FL	65,997	Williams
Jan. 2••	CHICAGO	W	26-23 (OT)	Tampa Stadium	Tampa, FL	68,112	Williams

## NFC FIRST ROUND PLAYOFF GAME

Jan. 9	at Dallas	L	17-30	Texas Stadium	Irving, TX	65,042	Williams
--------	-----------	---	-------	---------------	------------	--------	----------

1983

**Head Coach: John McKay**  
**Preseason (4-0)**

DATE	OPPONENT	W/L	SCORE	STADIUM	CITY	ATTEND.	STARTING QB
Aug. 6	NEW ORLEANS	W	20-17	Tampa Stadium	Tampa, FL	53,111	Thompson
Aug. 13	at Houston	W	23-17	Astrodome	Houston, TX	41,107	Thompson
Aug. 20	ATLANTA	W	17-6	Tampa Stadium	Tampa, FL	57,237	Thompson
Aug. 26	NEW ENGLAND	W	41-21	Tampa Stadium	Tampa, FL	52,108	Golsteyn

**Won 2, Lost 14**

Sept. 4	DETROIT	L	0-11	Tampa Stadium	Tampa, FL	62,154	Golsteyn
Sept. 11	at Chicago	L	10-17	Soldier Field	Chicago, IL	58,186	Golsteyn
Sept. 18	MINNESOTA	L	16-19 (OT)	Tampa Stadium	Tampa, FL	57,567	Thompson
Sept. 25	CINCINNATI	L	17-23	Tampa Stadium	Tampa, FL	56,023	Thompson
Oct. 2	at Green Bay	L	14-55	Lambeau Field	Green Bay, WI	54,272	Thompson
Oct. 9	at Dallas	L	24-27 (OT)	Texas Stadium	Irving, TX	63,308	Thompson
Oct. 16	ST. LOUIS	L	27-34	Tampa Stadium	Tampa, FL	48,224	Thompson
Oct. 23	NEW ORLEANS	L	21-24	Tampa Stadium	Tampa, FL	48,242	Thompson
Oct. 30	at Pittsburgh	L	12-17	Three Rivers Stadium	Pittsburgh, PA	57,648	Thompson
Nov. 6	at Minnesota	W	17-12	HHH Metrodome	Minneapolis, MN	59,239	Thompson
Nov. 13	at Cleveland	L	0-20	Cleveland Municipal Stadium	Cleveland, OH	56,091	Thompson
Nov. 20	CHICAGO	L	0-27	Tampa Stadium	Tampa, FL	36,816	Golsteyn
Nov. 27	HOUSTON	W	33-24	Tampa Stadium	Tampa, FL	38,625	Thompson
Dec. 4	at San Francisco	L	21-35	Candlestick Park	San Francisco, CA	49,773	Thompson
Dec. 12	GREEN BAY	L	9-12 (OT)	Tampa Stadium	Tampa, FL	50,763	Thompson
Dec. 18	at Detroit	L	20-23	Pontiac Silverdome	Pontiac, MI	78,392	Thompson

**Fifth – NFC Central**

1984

**Head Coach: John McKay**  
**Preseason (3-2)**

DATE	OPPONENT	W/L	SCORE	STADIUM	CITY	ATTEND.	STARTING QB
July 28	vs. Seattle	L	0-38	Fawcett Stadium	Canton, OH	22,250	Thompson
Aug. 4	HOUSTON	W	30-17	Tampa Stadium	Tampa, FL	32,774	Thompson
Aug. 11	CINCINNATI	W	21-13	Tampa Stadium	Tampa, FL	33,588	Thompson
Aug. 18	at Atlanta	L	21-52	Fulton County Stadium	Atlanta, GA	29,610	DeBerg
Aug. 24	MIAMI	W	14-13	Tampa Stadium	Tampa, FL	53,023	Thompson

**Won 6, Lost 10**

Sept. 2	at Chicago	L	14-34	Soldier Field	Chicago, IL	58,789	Thompson
Sept. 9	at New Orleans	L	13-17	Louisiana Superdome	New Orleans, LA	54,686	Thompson
Sept. 16	DETROIT	W	21-17	Tampa Stadium	Tampa, FL	44,560	Thompson
Sept. 23	at N.Y. Giants	L	14-17	Giants Stadium	East Rutherford, NJ	72,650	DeBerg
Sept. 30	GREEN BAY	W	30-27 (OT)	Tampa Stadium	Tampa, FL	44,487	DeBerg
Oct. 7	MINNESOTA	W	35-31	Tampa Stadium	Tampa, FL	47,405	DeBerg
Oct. 14	at Detroit	L	7-13 (OT)	Pontiac Silverdome	Pontiac, MI	44,308	DeBerg
Oct. 21	CHICAGO	L	9-44	Tampa Stadium	Tampa, FL	60,003	DeBerg
Oct. 28	at Kansas City	L	20-24	Arrowhead Stadium	Kansas City, MO	41,710	DeBerg
Nov. 4	at Minnesota	L	24-27	HHH Metrodome	Minneapolis, MN	54,949	DeBerg
Nov. 11	N.Y. GIANTS	W	20-17	Tampa Stadium	Tampa, FL	46,534	DeBerg
Nov. 18	at San Francisco	L	17-24	Candlestick Park	San Francisco, CA	57,704	DeBerg
Nov. 25	L.A. RAMS	L	33-34	Tampa Stadium	Tampa, FL	42,242	DeBerg
Dec. 2	at Green Bay	L	14-27	Lambeau Field	Green Bay, WI	46,800	DeBerg
Dec. 9	ATLANTA	W	23-6	Tampa Stadium	Tampa, FL	33,808	DeBerg
Dec. 16	N.Y. JETS	W	41-21	Tampa Stadium	Tampa, FL	43,817	DeBerg

**Third – NFC Central**

## 1985

Head Coach: Leeman Bennett  
Preseason (1-3)

DATE	OPPONENT	W/L	SCORE	STADIUM	CITY	ATTEND.	STARTING QB
Aug. 10	PITTSBURGH	L	27-42	Tampa Stadium	Tampa, FL	47,447	DeBerg
Aug. 17	ATLANTA	L	17-23	Tampa Stadium	Tampa, FL	34,040	Thompson
Aug. 24	at New Orleans	W	14-10	Louisiana Superdome	New Orleans, LA	49,337	DeBerg
Aug. 30	WASHINGTON	L	7-20	Tampa Stadium	Tampa, FL	33,640	DeBerg

## Won 2, Lost 14

Sept. 8	at Chicago	L	28-38	Soldier Field	Chicago, IL	57,828	DeBerg
Sept. 15	MINNESOTA	L	16-31	Tampa Stadium	Tampa, FL	46,188	DeBerg
Sept. 22	at New Orleans	L	13-20	Louisiana Superdome	New Orleans, LA	45,320	DeBerg
Sept. 29	at Detroit	L	9-30	Pontiac Silverdome	Pontiac, MI	45,023	DeBerg
Oct. 6	CHICAGO	L	19-27	Tampa Stadium	Tampa, FL	51,795	DeBerg
Oct. 13	L.A. RAMS	L	27-31	Tampa Stadium	Tampa, FL	39,607	DeBerg
Oct. 20	at Miami	L	38-41	Orange Bowl	Miami, FL	62,335	DeBerg
Oct. 27	NEW ENGLAND	L	14-32	Tampa Stadium	Tampa, FL	34,661	DeBerg
Nov. 3	at N.Y. Giants	L	20-22	Giants Stadium	East Rutherford, NJ	72,031	DeBerg
Nov. 10	ST. LOUIS	W	16-0	Tampa Stadium	Tampa, FL	34,736	DeBerg
Nov. 17	at N.Y. Jets	L	28-62	Giants Stadium	East Rutherford, NJ	65,344	DeBerg
Nov. 24	DETROIT	W	19-16 (OT)	Tampa Stadium	Tampa, FL	43,471	Young
Dec. 1	at Green Bay	L	0-21	Lambeau Field	Green Bay, WI	19,856	Young
Dec. 8	at Minnesota	L	7-26	HHH Metrodome	Minneapolis, MN	51,593	Young
Dec. 15	INDIANAPOLIS	L	23-31	Tampa Stadium	Tampa, FL	25,577	Young
Dec. 22	GREEN BAY	L	17-20	Tampa Stadium	Tampa, FL	33,992	Young

## Fifth – NFC Central

## 1986

Head Coach: Leeman Bennett  
Preseason (0-4)

DATE	OPPONENT	W/L	SCORE	STADIUM	CITY	ATTEND.	STARTING QB
Aug. 9	ST. LOUIS	L	10-26	Tampa Stadium	Tampa, FL	31,550	Young
Aug. 16	ATLANTA	L	17-20	Tampa Stadium	Tampa, FL	28,797	DeBerg
Aug. 23	WASHINGTON	L	13-21	Tampa Stadium	Tampa, FL	45,136	DeBerg
Aug. 29	at Miami	L	3-21	Orange Bowl	Miami, FL	45,766	DeBerg

## Won 2, Lost 14

Sept. 7	SAN FRANCISCO	L	7-31	Tampa Stadium	Tampa, FL	50,780	DeBerg
Sept. 14	MINNESOTA	L	10-23	Tampa Stadium	Tampa, FL	34,579	DeBerg
Sept. 21	at Detroit	W	24-20	Pontiac Silverdome	Pontiac, MI	38,453	Young
Sept. 28	ATLANTA	L	20-23 (OT)	Tampa Stadium	Tampa, FL	38,950	Young
Oct. 5	at L.A. Rams	L	20-26 (OT)	Anaheim Stadium	Anaheim, CA	50,585	Young
Oct. 12	ST. LOUIS	L	19-30	Tampa Stadium	Tampa, FL	33,307	Young
Oct. 19	at New Orleans	L	7-38	Louisiana Superdome	New Orleans, LA	43,355	Young
Oct. 26	at Kansas City	L	20-27	Arrowhead Stadium	Kansas City, MO	36,230	Young
Nov. 2	BUFFALO	W	34-28	Tampa Stadium	Tampa, FL	32,806	Young
Nov. 9	CHICAGO	L	3-23	Tampa Stadium	Tampa, FL	70,097	Young
Nov. 16	at Green Bay	L	7-31	Milwaukee County Stadium	Milwaukee, WI	48,271	Young
Nov. 23	DETROIT	L	17-38	Tampa Stadium	Tampa, FL	30,029	Young
Nov. 30	at Minnesota	L	13-45	HHH Metrodome	Minneapolis, MN	56,235	Young
Dec. 7	at Chicago	L	14-48	Soldier Field	Chicago, IL	52,746	Young
Dec. 14	GREEN BAY	L	7-21	Tampa Stadium	Tampa, FL	30,099	Young
Dec. 21	at St. Louis	L	17-21	Busch Stadium	St. Louis, MO	23,957	Young

## Fifth – NFC Central

## 1987

Head Coach: Ray Perkins  
Preseason (2-2)

DATE	OPPONENT	W/L	SCORE	STADIUM	CITY	ATTEND.	STARTING QB
Aug. 15	CINCINNATI	L	30-31	Tampa Stadium	Tampa, FL	52,747	DeBerg
Aug. 22	N.Y. JETS	W	29-27	Tampa Stadium	Tampa, FL	56,598	DeBerg
Aug. 29	WASHINGTON	W	17-10	Tampa Stadium	Tampa, FL	63,845	DeBerg
Sept. 5	at Indianapolis	L	16-23	Hoosier Dome	Indianapolis, IN	50,111	DeBerg

## Won 4, Lost 11

Sept. 13	ATLANTA	W	48-10	Tampa Stadium	Tampa, FL	51,250	DeBerg
Sept. 20	at Chicago	L	3-20	Soldier Field	Chicago, IL	63,551	DeBerg
Oct. 4	at Detroit	W	31-27	Pontiac Silverdome	Pontiac, MI	4,919	Reaves
Oct. 11	SAN DIEGO	L	13-17	Tampa Stadium	Tampa, FL	23,873	Reaves
Oct. 18	MINNESOTA	W	20-10	Tampa Stadium	Tampa, FL	20,850	Zorn
Oct. 25••	CHICAGO	L	26-27	Tampa Stadium	Tampa, FL	70,747	DeBerg
Nov. 1	at Green Bay	W	23-17	Milwaukee County Stadium	Milwaukee, WI	50,308	DeBerg
Nov. 8	at St. Louis	L	28-31	Busch Stadium	St. Louis, MO	22,449	DeBerg
Nov. 15	at Minnesota	L	17-23	HHH Metrodome	Minneapolis, MN	48,605	DeBerg
Nov. 22	SAN FRANCISCO	L	10-24	Tampa Stadium	Tampa, FL	63,211	DeBerg
Nov. 29	at L.A. Rams	L	3-35	Anaheim Stadium	Anaheim, CA	45,188	DeBerg
Dec. 6	at New Orleans	L	34-44	Louisiana Superdome	New Orleans, LA	66,471	Testaverde
Dec. 13	DETROIT	L	10-20	Tampa Stadium	Tampa, FL	41,699	Testaverde
Dec. 20	ST. LOUIS	L	14-31	Tampa Stadium	Tampa, FL	32,046	Testaverde
Dec. 27	at Indianapolis	L	6-24	Hoosier Dome	Indianapolis, IN	60,468	Testaverde

## Tied Fourth – NFC Central

## 1988

Head Coach: Ray Perkins  
Preseason (0-4)

DATE	OPPONENT	W/L	SCORE	STADIUM	CITY	ATTEND.	STARTING QB
Aug. 6	INDIANAPOLIS	L	7-20	Tampa Stadium	Tampa, FL	44,258	Testaverde
Aug. 13	CLEVELAND	L	3-23	Tampa Stadium	Tampa, FL	50,074	Testaverde
Aug. 20	at Atlanta	L	14-19	Fulton County Stadium	Atlanta, GA	18,141	Testaverde
Aug. 25	vs. Buffalo	L	7-14	Vanderbilt Stadium	Nashville, TN	20,600	Testaverde

## Won 5, Lost 11

Sept. 4	PHILADELPHIA	L	14-41	Tampa Stadium	Tampa, FL	43,502	Testaverde
Sept. 11	at Green Bay	W	13-10	Lambeau Field	Green Bay, WI	52,584	Testaverde
Sept. 18	PHOENIX	L	24-30	Tampa Stadium	Tampa, FL	35,034	Testaverde
Sept. 25	at New Orleans	L	9-13	Louisiana Superdome	New Orleans, LA	66,671	Testaverde
Oct. 2	GREEN BAY	W	27-24	Tampa Stadium	Tampa, FL	40,003	Testaverde
Oct. 9	at Minnesota	L	13-14	HHH Metrodome	Minneapolis, MN	55,274	Testaverde
Oct. 16	at Indianapolis	L	31-35	Hoosier Dome	Indianapolis, IN	53,135	Testaverde
Oct. 23	MINNESOTA	L	20-49	Tampa Stadium	Tampa, FL	48,020	Testaverde
Oct. 30••	MIAMI	L	14-17	Tampa Stadium	Tampa, FL	67,352	Ferguson
Nov. 6	at Chicago	L	10-28	Soldier Field	Chicago, IL	56,892	Testaverde
Nov. 13	at Detroit	W	23-20	Pontiac Silverdome	Pontiac, MI	25,956	Testaverde
Nov. 20••	CHICAGO	L	15-27	Tampa Stadium	Tampa, FL	67,070	Testaverde
Nov. 27	at Atlanta	L	10-17	Fulton County Stadium	Atlanta, GA	14,020	Testaverde
Dec. 4	BUFFALO	W	10-5	Tampa Stadium	Tampa, FL	49,498	Testaverde
Dec. 11	at New England	L	7-10 (OT)	Sullivan Stadium	Foxboro, MA	39,889	Testaverde
Dec. 18	DETROIT	W	21-10	Tampa Stadium	Tampa, FL	37,778	Testaverde

## Third – NFC Central

1989

## Head Coach: Ray Perkins

### Preseason (3-1)

DATE	OPPONENT	W/L	SCORE	STADIUM	CITY	ATTEND.	STARTING QB
Aug. 12	HOUSTON	W	41-23	Tampa Stadium	Tampa, FL	37,830	Testaverde
Aug. 19	ATLANTA	W	27-0	Tampa Stadium	Tampa, FL	28,330	Testaverde
Aug. 26	at Indianapolis	L	0-30	Hoosier Dome	Indianapolis, IN	54,750	Testaverde
Sept. 2	at Cleveland	W	27-10	Cleveland Municipal Stadium	Cleveland, OH	62,486	Testaverde

### Won 5, Lost 11

Sept. 10	at Green Bay	W	23-21	Lambeau Field	Green Bay, WI	55,650	Testaverde
Sept. 17	SAN FRANCISCO	L	16-20	Tampa Stadium	Tampa, FL	64,087	Testaverde
Sept. 24	NEW ORLEANS	W	20-10	Tampa Stadium	Tampa, FL	44,053	Testaverde
Oct. 1	at Minnesota	L	3-17	HHH Metrodome	Minneapolis, MN	54,817	Testaverde
Oct. 8••	CHICAGO	W	42-35	Tampa Stadium	Tampa, FL	72,077	Testaverde
Oct. 15	DETROIT	L	16-17	Tampa Stadium	Tampa, FL	46,225	Ferguson
Oct. 22	at Washington	L	28-32	RFK Stadium	Washington, D.C.	52,862	Testaverde
Oct. 29	at Cincinnati	L	23-56	Riverfront Stadium	Cincinnati, OH	57,225	Testaverde
Nov. 5	CLEVELAND	L	31-42	Tampa Stadium	Tampa, FL	69,162	Testaverde
Nov. 12	MINNESOTA	L	10-24	Tampa Stadium	Tampa, FL	56,271	Testaverde
Nov. 19	at Chicago	W	32-31	Soldier Field	Chicago, IL	63,826	Testaverde
Nov. 26	at Phoenix	W	14-13	Sun Devil Stadium	Tempe, AZ	33,297	Testaverde
Dec. 3	GREEN BAY	L	16-17	Tampa Stadium	Tampa, FL	58,120	Testaverde
Dec. 10	at Houston	L	17-20	Astrodome	Houston, TX	54,532	Testaverde
Dec. 17	at Detroit	L	7-33	Pontiac Silverdome	Pontiac, MI	40,362	Testaverde
Dec. 24	PITTSBURGH	L	22-31	Tampa Stadium	Tampa, FL	29,690	Ferguson

### Fifth – NFC Central

1990

## Head Coach:

### Ray Perkins (13 Games), Richard Williamson (3 Games)

### Preseason (3-1)

DATE	OPPONENT	W/L	SCORE	STADIUM	CITY	ATTEND.	STARTING QB
Aug. 11	CINCINNATI	W	30-17	Tampa Stadium	Tampa, FL	51,014	Testaverde
Aug. 18	vs. New England	W	44-10	Gator Bowl	Jacksonville, FL	51,066	Testaverde
Aug. 24	at Seattle	L	3-10	Kingdome	Seattle, WA	52,301	Testaverde
Aug. 30	N.Y. JETS	W	23-14	Tampa Stadium	Tampa, FL	40,118	Testaverde

### Won 6, Lost 10

Sept. 9	at Detroit	W	38-21	Pontiac Silverdome	Pontiac, MI	54,728	Testaverde
Sept. 16	L.A. RAMS	L	14-35	Tampa Stadium	Tampa, FL	59,705	Testaverde
Sept. 23	DETROIT	W	23-20	Tampa Stadium	Tampa, FL	55,075	Testaverde
Sept. 30	at Minnesota	W	23-20 (OT)	HHH Metrodome	Minneapolis, MN	54,462	Testaverde
Oct. 7	at Dallas	L	10-14	Texas Stadium	Irving, TX	60,076	Testaverde
Oct. 14	GREEN BAY	W	26-14	Tampa Stadium	Tampa, FL	67,472	Testaverde
Oct. 21•	DALLAS	L	13-17	Tampa Stadium	Tampa, FL	68,315	Testaverde
Oct. 28	at San Diego	L	10-41	Jack Murphy Stadium	San Diego, CA	40,653	Chandler
Nov. 4••	CHICAGO	L	6-26	Tampa Stadium	Tampa, FL	68,555	Testaverde
Nov. 11	at New Orleans	L	7-35	Louisiana Superdome	New Orleans, LA	67,865	Chandler
Nov. 18	at San Francisco	L	7-31	Candlestick Park	San Francisco, CA	62,221	Chandler
Nov. 25	at Green Bay (Milwaukee)	L	10-20	Milwaukee County Stadium	Milwaukee, WI	53,677	Testaverde
Dec. 2	ATLANTA	W	23-17	Tampa Stadium	Tampa, FL	42,839	Testaverde
Dec. 16	MINNESOTA	W	26-13	Tampa Stadium	Tampa, FL	47,272	Testaverde
Dec. 23	at Chicago	L	14-27	Soldier Field	Chicago, IL	46,456	Testaverde
Dec. 30	N.Y. JETS	L	14-16	Tampa Stadium	Tampa, FL	46,543	Testaverde

### Tied Second – NFC Central

ADMINISTRATION

PLAYERS

2015 REVIEW

HISTORY

RECORDS

SIDELINES

## 1991

Head Coach: Richard Williamson  
Preseason (3-1)

DATE	OPPONENT	W/L	SCORE	STADIUM	CITY	ATTEND.	STARTING QB
Aug. 5	at Cleveland	W	23-10	Cleveland Municipal Stadium	Cleveland, OH	64,753	Testaverde
Aug. 10	MIAMI	L	13-29	Tampa Stadium	Tampa, FL	51,387	Testaverde
Aug. 17	at Atlanta	W	12-7	Fulton County Stadium	Atlanta, GA	41,983	Testaverde
Aug. 23	KANSAS CITY	W	20-7	Tampa Stadium	Tampa, FL	33,996	Testaverde

## Won 3, Lost 13

Sept. 1	at N.Y. Jets	L	13-16	Giants Stadium	East Rutherford, NJ	61,204	Testaverde
Sept. 8	CHICAGO	L	20-21	Tampa Stadium	Tampa, FL	65,625	Testaverde
Sept. 15	at Green Bay	L	13-15	Lambeau Field	Green Bay, WI	58,114	Testaverde
Sept. 22	BUFFALO	L	10-17	Tampa Stadium	Tampa, FL	57,323	Testaverde
Sept. 29	at Detroit	L	3-31	Pontiac Silverdome	Pontiac, MI	48,784	Chandler
Oct. 6	PHILADELPHIA	W	14-13	Tampa Stadium	Tampa, FL	41,219	Testaverde
Oct. 20	at New Orleans	L	7-23	Louisiana Superdome	New Orleans, LA	68,591	Chandler
Oct. 27	GREEN BAY	L	0-27	Tampa Stadium	Tampa, FL	40,275	Chandler
Nov. 3	at Minnesota	L	13-28	HHH Metrodome	Minneapolis, MN	35,737	Testaverde
Nov. 10	DETROIT	W	30-21	Tampa Stadium	Tampa, FL	37,742	Testaverde
Nov. 17	at Atlanta	L	7-43	Fulton County Stadium	Atlanta, GA	41,274	Testaverde
Nov. 24**	N.Y. GIANTS	L	14-21	Tampa Stadium	Tampa, FL	63,698	Testaverde
Dec. 1	at Miami	L	14-33	Joe Robbie Stadium	Miami, FL	51,036	Testaverde
Dec. 8	MINNESOTA	L	24-26	Tampa Stadium	Tampa, FL	41,091	Testaverde
Dec. 14	at Chicago	L	0-27	Soldier Field	Chicago, IL	54,719	Carlson
Dec. 22	INDIANAPOLIS	W	17-3	Tampa Stadium	Tampa, FL	28,043	Testaverde

## Fifth – NFC Central

## 1992

Head Coach: Sam Wyche  
Preseason (1-3)

DATE	OPPONENT	W/L	SCORE	STADIUM	CITY	ATTEND.	STARTING QB
Aug. 8	at Denver	L	10-31	Mile High Stadium	Denver, CO	66,521	Testaverde
Aug. 15	ATLANTA	W	40-28	Tampa Stadium	Tampa, FL	37,881	Erickson
Aug. 22	at Miami	L	7-22	Joe Robbie Stadium	Miami, FL	42,136	DeBerg
Aug. 28	CLEVELAND	L	3-24	Tampa Stadium	Tampa, FL	40,883	Testaverde

## Won 5, Lost 11

Sept. 6	PHOENIX	W	23-7	Tampa Stadium	Tampa, FL	41,315	Testaverde
Sept. 13	GREEN BAY	W	31-3	Tampa Stadium	Tampa, FL	50,051	Testaverde
Sept. 20	at Minnesota	L	20-26	HHH Metrodome	Minneapolis, MN	48,113	Testaverde
Sept. 27	at Detroit	W	27-23	Pontiac Silverdome	Pontiac, MI	51,374	Testaverde
Oct. 4	INDIANAPOLIS	L	14-24	Tampa Stadium	Tampa, FL	56,585	Testaverde
Oct. 18	at Chicago	L	14-31	Soldier Field	Chicago, IL	61,412	Testaverde
Oct. 25	DETROIT	L	7-38	Tampa Stadium	Tampa, FL	53,995	Testaverde
Nov. 1	at New Orleans	L	21-23	Louisiana Superdome	New Orleans, LA	68,591	DeBerg
Nov. 8	MINNESOTA	L	7-35	Tampa Stadium	Tampa, FL	49,095	DeBerg
Nov. 15**	CHICAGO	W	20-17	Tampa Stadium	Tampa, FL	69,102	Testaverde
Nov. 22	at San Diego	L	14-29	Jack Murphy Stadium	San Diego, CA	43,197	Testaverde
Nov. 29	at Green Bay	L	14-19	Milwaukee County Stadium	Milwaukee, WI	52,347	Testaverde
Dec. 6	L.A. RAMS	L	27-31	Tampa Stadium	Tampa, FL	38,387	Testaverde
Dec. 13	ATLANTA	L	7-35	Tampa Stadium	Tampa, FL	39,056	Testaverde
Dec. 19	at San Francisco	L	14-21	Candlestick Park	San Francisco, CA	60,519	Testaverde
Dec. 27	at Phoenix	W	7-3	Sun Devil Stadium	Tempe, AZ	29,645	Testaverde

## Tied Third – NFC Central



## 1993

Head Coach: Sam Wyche  
Preseason (2-2)

DATE	OPPONENT	W/L	SCORE	STADIUM	CITY	ATTEND.	STARTING QB
Aug. 7	DENVER	L	7-23	Tampa Stadium	Tampa, FL	38,020	Erickson
Aug. 14	at Atlanta	L	10-20	Georgia Dome	Atlanta, GA	49,108	DeBerg
Aug. 21	vs. Buffalo	W	32-12	Florida Citrus Bowl	Orlando, FL	37,125	DeBerg
Aug. 27	CLEVELAND	W	23-20	Tampa Stadium	Tampa, FL	41,769	DeBerg

## Won 5, Lost 11

Sept. 5	KANSAS CITY	L	3-27	Tampa Stadium	Tampa, FL	63,378	DeBerg
Sept. 12	at N.Y. Giants	L	7-23	Giants Stadium	East Rutherford, NJ	75,891	Erickson
Sept. 26	at Chicago	L	17-47	Soldier Field	Chicago, IL	58,329	Erickson
Oct. 3	DETROIT	W	27-10	Tampa Stadium	Tampa, FL	40,794	Erickson
Oct. 10	at Minnesota	L	0-15	HHH Metrodome	Minneapolis, MN	53,562	Erickson
Oct. 24	GREEN BAY	L	14-37	Tampa Stadium	Tampa, FL	47,354	Erickson
Oct. 31	at Atlanta	W	31-24	Georgia Dome	Atlanta, GA	50,647	Erickson
Nov. 7	at Detroit	L	0-23	Pontiac Silverdome	Pontiac, MI	65,295	Erickson
Nov. 14	SAN FRANCISCO	L	21-45	Tampa Stadium	Tampa, FL	43,835	Erickson
Nov. 21	MINNESOTA	W	23-10	Tampa Stadium	Tampa, FL	40,848	Erickson
Nov. 28	at Green Bay	L	10-13	Lambeau Field	Green Bay, WI	56,995	Erickson
Dec. 5	WASHINGTON	L	17-23	Tampa Stadium	Tampa, FL	49,035	Erickson
Dec. 12	CHICAGO	W	13-10	Tampa Stadium	Tampa, FL	56,667	Erickson
Dec. 19	at L.A. Raiders	L	20-27	L.A. Coliseum	Los Angeles, CA	40,532	Erickson
Dec. 26	at Denver	W	17-10	Mile High Stadium	Denver, CO	73,434	Erickson
Jan. 2	SAN DIEGO	L	17-32	Tampa Stadium	Tampa, FL	35,587	Erickson

## Fifth – NFC Central

## 1994

Head Coach: Sam Wyche  
Preseason (2-2)

DATE	OPPONENT	W/L	SCORE	STADIUM	CITY	ATTEND.	STARTING QB
Aug. 6	CINCINNATI	W	17-16	Tampa Stadium	Tampa, FL	34,106	Erickson
Aug. 13	at Seattle	L	6-29	Husky Stadium	Seattle, WA	43,633	Erickson
Aug. 20	at Miami	W	29-14	Joe Robbie Stadium	Miami, FL	51,242	Erickson
Aug. 26	N.Y. JETS	L	9-10	Tampa Stadium	Tampa, FL	36,488	Erickson

## Won 6, Lost 10

Sept. 4	at Chicago	L	9-21	Soldier Field	Chicago, IL	61,844	Erickson
Sept. 11	INDIANAPOLIS	W	24-10	Tampa Stadium	Tampa, FL	36,631	Erickson
Sept. 18	NEW ORLEANS	L	7-9	Tampa Stadium	Tampa, FL	45,522	Erickson
Sept. 25	at Green Bay	L	3-30	Lambeau Field	Green Bay, WI	58,551	Erickson
Oct. 2	DETROIT	W	24-14	Tampa Stadium	Tampa, FL	38,012	Erickson
Oct. 9	at Atlanta	L	13-34	Georgia Dome	Atlanta, GA	52,633	Erickson
Oct. 23	at San Francisco	L	16-41	Candlestick Park	San Francisco, CA	62,741	Differ
Oct. 30	MINNESOTA	L	13-36	Tampa Stadium	Tampa, FL	42,110	Erickson
Nov. 6	CHICAGO	L	6-20	Tampa Stadium	Tampa, FL	60,821	Differ
Nov. 13	at Detroit	L	9-14	Pontiac Silverdome	Pontiac, MI	50,814	Erickson
Nov. 20	at Seattle	L	21-22	Kingdome	Seattle, WA	37,466	Erickson
Nov. 27	at Minnesota	W	20-17 (OT)	HHH Metrodome	Minneapolis, MN	47,259	Erickson
Dec. 4	WASHINGTON	W	26-21	Tampa Stadium	Tampa, FL	45,121	Erickson
Dec. 11	L.A. RAMS	W	24-14	Tampa Stadium	Tampa, FL	34,150	Erickson
Dec. 18	at Washington	W	17-14	RFK Stadium	Washington, DC	47,315	Erickson
Dec. 24	GREEN BAY	L	19-34	Tampa Stadium	Tampa, FL	65,076	Erickson

## Fifth – NFC Central

## 1995

Head Coach: Sam Wyche  
Preseason (3-1)

DATE	OPPONENT	W/L	SCORE	STADIUM	CITY	ATTEND.	STARTING QB
Aug. 5	N.Y. JETS	L	3-9	Tampa Stadium	Tampa, FL	47,311	Diifer
Aug. 11	at Cincinnati	W	31-7	Riverfront Stadium	Cincinnati, OH	46,374	Diifer
Aug. 19	PITTSBURGH	W	20-7	Tampa Stadium	Tampa, FL	52,783	Diifer
Aug. 25	vs. Miami (Orlando)	W	24-17	Florida Citrus Bowl	Orlando, FL	58,595	Diifer

## Won 7, Lost 9

Sept. 3	at Philadelphia	W	21-6	Veterans Stadium	Philadelphia, PA	66,266	Diifer
Sept. 10	at Cleveland	L	6-22	Cleveland Municipal Stadium	Cleveland, OH	61,083	Diifer
Sept. 17	CHICAGO	L	6-25	Tampa Stadium	Tampa, FL	71,507	Diifer
Sept. 24	WASHINGTON	W	14-6	Tampa Stadium	Tampa, FL	49,234	Diifer
Oct. 1	at Carolina	W	20-13	Memorial Stadium	Clemson, SC	50,076	Diifer
Oct. 8	CINCINNATI	W	19-16	Tampa Stadium	Tampa, FL	41,732	Diifer
Oct. 15	MINNESOTA	W	20-17 (OT)	Tampa Stadium	Tampa, FL	55,703	Diifer
Oct. 22	ATLANTA	L	21-24	Tampa Stadium	Tampa, FL	66,135	Diifer
Oct. 29	at Houston	L	7-19	Astrodome	Houston, TX	31,489	Diifer
Nov. 12	at Detroit	L	24-27	Pontiac Silverdome	Pontiac, MI	60,644	Diifer
Nov. 19	JACKSONVILLE	W	17-16	Tampa Stadium	Tampa, FL	71,629	Diifer
Nov. 26	at Green Bay	L	13-35	Lambeau Field	Green Bay, WI	59,218	Diifer
Dec. 3	at Minnesota	L	17-31	HHH Metrodome	Minneapolis, MN	52,879	Diifer
Dec. 10	GREEN BAY	W	13-10 (OT)	Tampa Stadium	Tampa, FL	67,557	Diifer
Dec. 17	at Chicago	L	10-31	Soldier Field	Chicago, IL	49,475	Diifer
Dec. 23	DETROIT	L	10-37	Tampa Stadium	Tampa, FL	50,049	Diifer

## Fifth – NFC Central

## 1996

Head Coach: Tony Dungy  
Preseason (1-3)

DATE	OPPONENT	W/L	SCORE	STADIUM	CITY	ATTEND.	STARTING QB
Aug. 3	at Miami	L	10-13	Joe Robbie Stadium	Miami, FL	51,141	Diifer
Aug. 10	ATLANTA	W	16-0	Houlihan's Stadium	Tampa, FL	32,855	Diifer
Aug. 17	at Pittsburgh	L	3-13	Three Rivers Stadium	Pittsburgh, PA	50,522	Diifer
Aug. 23	MIAMI	L	7-19	Houlihan's Stadium	Tampa, FL	40,137	Diifer

## Won 6, Lost 10

Sept. 1	GREEN BAY	L	3-34	Houlihan's Stadium	Tampa, FL	54,102	Diifer
Sept. 8	at Detroit	L	6-21	Pontiac Silverdome	Pontiac, MI	54,229	Diifer
Sept. 15	at Denver	L	23-27	Mile High Stadium	Denver, CO	71,535	Diifer
Sept. 22	SEATTLE	L	13-17	Houlihan's Stadium	Tampa, FL	30,212	Diifer
Sept. 29	DETROIT	L	0-27	Houlihan's Stadium	Tampa, FL	34,961	Diifer
Oct. 13	MINNESOTA	W	24-13	Houlihan's Stadium	Tampa, FL	32,175	Diifer
Oct. 20	at Arizona	L	9-13	Sun Devil Stadium	Tempe, AZ	27,738	Diifer
Oct. 27	at Green Bay	L	7-13	Lambeau Field	Green Bay, WI	60,627	Diifer
Nov. 3	at Chicago	L	10-13	Soldier Field	Chicago, IL	58,727	Diifer
Nov. 10	OAKLAND	W	20-17 (OT)	Houlihan's Stadium	Tampa, FL	45,392	Diifer
Nov. 17	at San Diego	W	25-17	Jack Murphy Stadium	San Diego, CA	57,526	Diifer
Nov. 24	NEW ORLEANS	W	13-7	Houlihan's Stadium	Tampa, FL	40,203	Diifer
Dec. 1	at Carolina	L	0-24	Ericsson Stadium	Charlotte, NC	57,623	Diifer
Dec. 8	WASHINGTON	W	24-10	Houlihan's Stadium	Tampa, FL	44,733	Diifer
Dec. 15	at Minnesota	L	10-21	HHH Metrodome	Minneapolis, MN	49,302	Diifer
Dec. 22	CHICAGO	W	34-19	Houlihan's Stadium	Tampa, FL	51,572	Diifer

## Fourth – NFC Central

## 1997

Head Coach: Tony Dungy  
Preseason (1-3)

DATE	OPPONENT	W/L	SCORE	STADIUM	CITY	ATTEND.	STARTING QB
Aug. 2	WASHINGTON	L	8-20	Houlihan's Stadium	Tampa, FL	41,360	Diifer
Aug. 9	at Atlanta	L	12-17	Georgia Dome	Atlanta, GA	34,219	Diifer
Aug. 16	MIAMI	W	24-10	Houlihan's Stadium	Tampa, FL	35,024	Diifer
Aug. 22	vs. N.Y. Jets	L	9-15 (OT)	Florida Citrus Bowl	Orlando, FL	21,342	Diifer

## Won 10, Lost 6

DATE	OPPONENT	W/L	SCORE	STADIUM	CITY	ATTEND.	STARTING QB
Aug. 31	SAN FRANCISCO	W	13-6	Houlihan's Stadium	Tampa, FL	62,554	Diifer
Sept. 7	at Detroit	W	24-17	Pontiac Silverdome	Pontiac, MI	58,234	Diifer
Sept. 14	at Minnesota	W	28-14	HHH Metrodome	Minneapolis, MN	63,697	Diifer
Sept. 21●●	MIAMI	W	31-21	Houlihan's Stadium	Tampa, FL	73,314	Diifer
Sept. 28	ARIZONA	W	19-18	Houlihan's Stadium	Tampa, FL	53,804	Diifer
Oct. 5	at Green Bay	L	16-21	Lambeau Field	Green Bay, WI	60,100	Diifer
Oct. 12	DETROIT	L	9-27	Houlihan's Stadium	Tampa, FL	72,095	Diifer
Oct. 26	MINNESOTA	L	6-10	Houlihan's Stadium	Tampa, FL	66,815	Diifer
Nov. 2	at Indianapolis	W	31-28	RCA Dome	Indianapolis, IN	58,512	Diifer
Nov. 9	at Atlanta	W	31-10	Georgia Dome	Atlanta, GA	46,018	Diifer
Nov. 16●●	NEW ENGLAND	W	27-7	Houlihan's Stadium	Tampa, FL	70,479	Diifer
Nov. 23	at Chicago	L	7-13	Soldier Field	Chicago, IL	43,955	Diifer
Nov. 30	at N.Y. Giants	W	20-8	Giants Stadium	East Rutherford, NJ	68,678	Diifer
Dec. 7●●	GREEN BAY	L	6-17	Houlihan's Stadium	Tampa, FL	73,523	Diifer
Dec. 14	at N.Y. Jets	L	0-31	Giants Stadium	East Rutherford, NJ	60,122	Diifer
Dec. 21●●	CHICAGO	W	31-15	Houlihan's Stadium	Tampa, FL	70,930	Diifer

## Second – NFC Central

## NFC WILD CARD PLAYOFF GAME

Dec. 28●●	DETROIT	W	20-10	Houlihan's Stadium	Tampa, FL	73,361	Diifer
-----------	---------	---	-------	--------------------	-----------	--------	--------

## NFC DIVISIONAL PLAYOFF GAME

Jan. 4	at Green Bay	L	7-21	Lambeau Field	Green Bay, WI	60,327	Diifer
--------	--------------	---	------	---------------	---------------	--------	--------

## 1998

Head Coach: Tony Dungy  
Preseason (2-3)

DATE	OPPONENT	W/L	SCORE	STADIUM	CITY	ATTEND.	STARTING QB
Aug. 1	vs. Pittsburgh	W	30-6	Fawcett Stadium	Canton, OH	23,875	Diifer
Aug. 8	vs. Kansas City	L	13-17	Owens Field	Norman, OK	43,657	Diifer
Aug. 13	at Miami	L	13-14	Pro Player Stadium	Miami, FL	59,184	Diifer
Aug. 24	at Oakland	W	41-7	Oakland-Alameda County Stadium	Oakland, CA	32,017	Diifer
Aug. 28	at New Orleans	L	6-10	Louisiana Superdome	New Orleans, LA	43,774	Walsh

## Won 8, Lost 8

DATE	OPPONENT	W/L	SCORE	STADIUM	CITY	ATTEND.	STARTING QB
Sept. 6	at Minnesota	L	7-31	HHH Metrodome	Minneapolis, MN	62,538	Diifer
Sept. 13	at Green Bay	L	15-23	Lambeau Field	Green Bay, WI	60,124	Diifer
Sept. 20●●	CHICAGO	W	27-15	Raymond James Stadium	Tampa, FL	64,328	Diifer
Sept. 28	at Detroit	L	6-27	Pontiac Silverdome	Pontiac, MI	74,724	Diifer
Oct. 4●●	N.Y. GIANTS	W	20-3	Raymond James Stadium	Tampa, FL	64,989	Diifer
Oct. 18●●	CAROLINA	W	16-13	Raymond James Stadium	Tampa, FL	63,600	Diifer
Oct. 25	at New Orleans	L	3-9	Louisiana Superdome	New Orleans, LA	62,695	Diifer
Nov. 1●●	MINNESOTA	W	27-24	Raymond James Stadium	Tampa, FL	64,979	Diifer
Nov. 8●●	TENNESSEE	L	22-31	Raymond James Stadium	Tampa, FL	65,054	Diifer
Nov. 15	at Jacksonville	L	24-29	ALLTEL Stadium	Jacksonville, FL	72,974	Diifer
Nov. 22●●	DETROIT	L	25-28	Raymond James Stadium	Tampa, FL	64,265	Diifer
Nov. 29	at Chicago	W	31-17	Soldier Field	Chicago, IL	51,938	Diifer
Dec. 7●●	GREEN BAY	W	24-22	Raymond James Stadium	Tampa, FL	65,497	Diifer
Dec. 13●●	PITTSBURGH	W	16-3	Raymond James Stadium	Tampa, FL	65,335	Diifer
Dec. 19	at Washington	L	16-20	Jack Kent Cooke Stadium	Landover, MD	66,309	Diifer
Dec. 27	at Cincinnati	W	35-0	Cinergy Field	Cincinnati, OH	49,826	Diifer

## Third – NFC Central

1999

**Head Coach: Tony Dungy**  
**Preseason (4-0)**

DATE	OPPONENT	W/L	SCORE	STADIUM	CITY	ATTEND.	STARTING QB
Aug. 14	CLEVELAND	W	30-3	Raymond James Stadium	Tampa, FL	63,963	Diifer
Aug. 21	at Kansas City	W	17-7	Arrowhead Stadium	Kansas City, MO	76,292	Diifer
Aug. 28	NEW ENGLAND	W	45-14	Raymond James Stadium	Tampa, FL	64,092	Diifer
Sept. 3	at Washington	W	16-13	Redskins Stadium	Landover, MD	63,722	Diifer

**Won 11, Lost 5**

Sept. 12●●	N.Y. GIANTS	L	13-17	Raymond James Stadium	Tampa, FL	65,026	Diifer
Sept. 19	at Philadelphia	W	19-5	Veterans Stadium	Philadelphia, PA	64,285	Diifer
Sept. 26●●	DENVER	W	13-10	Raymond James Stadium	Tampa, FL	65,297	Diifer
Oct. 3	at Minnesota	L	14-21	HHH Metrodome	Minneapolis, MN	64,106	Diifer
Oct. 10	at Green Bay	L	23-26	Lambeau Field	Green Bay, WI	59,868	Diifer
Oct. 24●●	CHICAGO	W	6-3	Raymond James Stadium	Tampa, FL	65,283	Diifer
Oct. 31	at Detroit	L	3-20	Pontiac Silverdome	Pontiac, MI	63,135	Zeier
Nov. 7	at New Orleans	W	31-16	Louisiana Superdome	New Orleans, LA	47,129	Diifer
Nov. 14●●	KANSAS CITY	W	17-10	Raymond James Stadium	Tampa, FL	64,927	Diifer
Nov. 21●●	ATLANTA	W	19-10	Raymond James Stadium	Tampa, FL	65,158	Diifer
Nov. 28	at Seattle	W	16-3	Kingdome	Seattle, WA	66,314	Diifer
Dec. 6●●	MINNESOTA	W	24-17	Raymond James Stadium	Tampa, FL	65,741	King
Dec. 12●●	DETROIT	W	23-16	Raymond James Stadium	Tampa, FL	65,536	King
Dec. 19	at Oakland	L	0-45	Network Associates Coliseum	Oakland, CA	46,395	King
Dec. 26●●	GREEN BAY	W	29-10	Raymond James Stadium	Tampa, FL	65,723	King
Jan. 2	at Chicago	W	20-6	Soldier Field	Chicago, IL	66,944	King

**NFC DIVISIONAL PLAYOFF GAME**

Jan. 15●●	WASHINGTON	W	14-13	Raymond James Stadium	Tampa, FL	65,835	King
-----------	------------	---	-------	-----------------------	-----------	--------	------

**NFC CHAMPIONSHIP GAME**

Jan. 23	at St. Louis	L	6-11	Trans World Dome	St. Louis, MO	66,496	King
---------	--------------	---	------	------------------	---------------	--------	------

**First – NFC Central**
**Second – NFC Central**

2000

**Head Coach: Tony Dungy**  
**Preseason (3-1)**

DATE	OPPONENT	W/L	SCORE	STADIUM	CITY	ATTEND.	STARTING QB
Aug. 4	WASHINGTON	W	13-12	Raymond James Stadium	Tampa, FL	65,003	King
Aug. 10	at Miami	L	13-15	Pro Player Stadium	Miami, FL	58,703	King
Aug. 20	at New England	W	31-21	Foxboro Stadium	Foxboro, MA	60,292	King
Aug. 25	KANSAS CITY	W	37-14	Raymond James Stadium	Tampa, FL	64,267	King

**Won 10, Lost 6**

Sept. 3	at New England	W	21-16	Foxboro Stadium	Foxboro, MA	60,292	King
Sept. 10●●	CHICAGO	W	41-0	Raymond James Stadium	Tampa, FL	65,569	King
Sept. 17	at Detroit	W	31-10	Pontiac Silverdome	Pontiac, MI	76,928	King
Sept. 24●●	N.Y. JETS	L	17-21	Raymond James Stadium	Tampa, FL	65,619	King
Oct. 1	at Washington	L	17-20 (OT)	FedEx Field	Landover, MD	83,532	King
Oct. 9	at Minnesota	L	23-30	HHH Metrodome	Minneapolis, MN	64,162	King
Oct. 19●●	DETROIT	L	14-28	Raymond James Stadium	Tampa, FL	65,557	King
Oct. 29●●	MINNESOTA	W	41-13	Raymond James Stadium	Tampa, FL	65,589	King
Nov. 5	at Atlanta	W	27-14	Georgia Dome	Atlanta, GA	70,097	King
Nov. 12●●	GREEN BAY	W	20-15	Raymond James Stadium	Tampa, FL	65,621	King
Nov. 19	at Chicago	L	10-13	Soldier Field	Chicago, IL	66,944	King
Nov. 26●●	BUFFALO	W	31-17	Raymond James Stadium	Tampa, FL	65,546	King
Dec. 3●●	DALLAS	W	27-7	Raymond James Stadium	Tampa, FL	65,621	King
Dec. 10	at Miami	W	16-13	Pro Player Stadium	Miami, FL	74,307	King
Dec. 18●●	ST. LOUIS	W	38-35	Raymond James Stadium	Tampa, FL	65,653	King
Dec. 24	at Green Bay	L	14-17 (OT)	Lambeau Field	Green Bay, WI	59,692	King

**NFC WILD CARD PLAYOFF GAME**

Dec. 31	at Philadelphia	L	3-21	Veterans Stadium	Philadelphia, PA	65,813	King
---------	-----------------	---	------	------------------	------------------	--------	------

## 2001

Head Coach: Tony Dungy  
Preseason (1-3)

DATE	OPPONENT	W/L	SCORE	STADIUM	CITY	ATTEND.	STARTING QB
Aug. 13	MIAMI	L	14-17	Raymond James Stadium	Tampa, FL	65,308	B. Johnson
Aug. 18	at Cleveland	L	6-7	Cleveland Browns Stadium	Cleveland, OH	72,018	B. Johnson
Aug. 25	NEW ENGLAND	W	20-3	Raymond James Stadium	Tampa, FL	65,444	B. Johnson
Aug. 31	at Atlanta	L	7-36	Georgia Dome	Atlanta, GA	44,162	B. Johnson

## Won 9, Lost 7

Sept. 9	at Dallas	W	10-6	Texas Stadium	Irving, TX	61,521	B. Johnson
Sept. 30	at Minnesota	L	16-20	HHH Metrodome	Minneapolis, MN	64,105	B. Johnson
Oct. 7••	GREEN BAY	W	14-10	Raymond James Stadium	Tampa, FL	65,510	B. Johnson
Oct. 14	at Tennessee	L	28-31 (OT)	Adelphia Coliseum	Nashville, TN	68,798	B. Johnson
Oct. 21••	PITTSBURGH	L	10-17	Raymond James Stadium	Tampa, FL	65,588	B. Johnson
Oct. 28••	MINNESOTA	W	41-14	Raymond James Stadium	Tampa, FL	65,558	B. Johnson
Nov. 4	at Green Bay	L	20-21	Lambeau Field	Green Bay, WI	59,861	B. Johnson
Nov. 11	at Detroit	W	20-17	Pontiac Silverdome	Pontiac, MI	74,268	B. Johnson
Nov. 18••	CHICAGO	L	24-27	Raymond James Stadium	Tampa, FL	65,612	B. Johnson
Nov. 26	at St. Louis	W	24-17	Dome at America's Center	St. Louis, MO	66,198	B. Johnson
Dec. 2	at Cincinnati	W	16-13 (OT)	Paul Brown Stadium	Cincinnati, OH	52,135	B. Johnson
Dec. 9••	DETROIT	W	15-12	Raymond James Stadium	Tampa, FL	65,514	B. Johnson
Dec. 16	at Chicago	L	3-27	Soldier Field	Chicago, IL	66,944	B. Johnson
Dec. 23••	NEW ORLEANS	W	48-21	Raymond James Stadium	Tampa, FL	65,526	B. Johnson
Dec. 29••	BALTIMORE	W	22-10	Raymond James Stadium	Tampa, FL	65,619	B. Johnson
Jan. 6••	PHILADELPHIA	L	13-17	Raymond James Stadium	Tampa, FL	65,541	B. Johnson

## Third – NFC Central

## NFC WILD CARD PLAYOFF GAME

Jan. 12	at Philadelphia	L	9-31	Veterans Stadium	Philadelphia, PA	65,847	B. Johnson
---------	-----------------	---	------	------------------	------------------	--------	------------

## 2002

Head Coach: Jon Gruden  
Preseason (3-1)

DATE	OPPONENT	W/L	SCORE	STADIUM	CITY	ATTEND.	STARTING QB
Aug. 12	MIAMI	W	14-10	Raymond James Stadium	Tampa, FL	65,008	B. Johnson
Aug. 16	at Jacksonville	W	20-0	ALLTEL Stadium	Jacksonville, FL	47,036	B. Johnson
Aug. 24	WASHINGTON	L	10-40	Raymond James Stadium	Tampa, FL	65,598	B. Johnson
Aug. 30	at Houston	W	17-13	Reliant Stadium	Houston, TX	68,371	B. Johnson

## Won 12, Lost 4

Sept. 8••	NEW ORLEANS	L	20-26 (OT)	Raymond James Stadium	Tampa, FL	65,554	B. Johnson
Sept. 15	at Baltimore	W	25-0	Ravens Stadium	Baltimore, MD	69,304	B. Johnson
Sept. 23••	ST. LOUIS	W	26-14	Raymond James Stadium	Tampa, FL	65,652	B. Johnson
Sept. 29	at Cincinnati	W	35-7	Paul Brown Stadium	Cincinnati, OH	57,234	B. Johnson
Oct. 6	at Atlanta	W	20-6	Georgia Dome	Atlanta, GA	68,936	B. Johnson
Oct. 13••	CLEVELAND	W	17-3	Raymond James Stadium	Tampa, FL	65,625	B. Johnson
Oct. 20	at Philadelphia	L	10-20	Veterans Stadium	Philadelphia, PA	65,523	B. Johnson
Oct. 27	at Carolina	W	12-9	Ericsson Stadium	Charlotte, NC	72,892	R. Johnson
Nov. 3••	MINNESOTA	W	38-24	Raymond James Stadium	Tampa, FL	65,667	B. Johnson
Nov. 17••	CAROLINA	W	23-10	Raymond James Stadium	Tampa, FL	65,527	B. Johnson
Nov. 24••	GREEN BAY	W	21-7	Raymond James Stadium	Tampa, FL	65,672	B. Johnson
Dec. 1	at New Orleans	L	20-23	Louisiana Superdome	New Orleans, LA	68,226	B. Johnson
Dec. 8••	ATLANTA	W	34-10	Raymond James Stadium	Tampa, FL	65,648	B. Johnson
Dec. 15	at Detroit	W	23-20	Ford Field	Detroit, MI	61,942	B. Johnson
Dec. 23••	PITTSBURGH	L	7-17	Raymond James Stadium	Tampa, FL	65,684	King
Dec. 29	at Chicago	W	15-0	Memorial Stadium	Champaign, IL	55,832	R. Johnson

## First – NFC South

## NFC DIVISIONAL PLAYOFF GAME

Jan. 12••	SAN FRANCISCO	W	31-6	Raymond James Stadium	Tampa, FL	65,559	B. Johnson
-----------	---------------	---	------	-----------------------	-----------	--------	------------

## NFC CHAMPIONSHIP GAME

Jan. 19	at Philadelphia	W	27-10	Veterans Stadium	Philadelphia, PA	66,713	B. Johnson
---------	-----------------	---	-------	------------------	------------------	--------	------------

## SUPER BOWL XXXVII

Jan. 26	Oakland	W	48-21	Qualcomm Stadium	San Diego, CA	67,603	B. Johnson
---------	---------	---	-------	------------------	---------------	--------	------------

## 2003

Head Coach: Jon Gruden  
Preseason (4-1)

DATE	OPPONENT	W/L	SCORE	STADIUM	CITY	ATTEND.	STARTING QB
Aug. 2	vs. N.Y. Jets	W	30-14	Tokyo Dome	Tokyo, Japan	43,601	B. Johnson
Aug. 8	at Miami	W	20-19	Pro Player Stadium	Miami, FL	62,261	B. Johnson
Aug. 18	at St. Louis	L	16-26	Edward Jones Dome	St. Louis, MO	65,368	B. Johnson
Aug. 23	JACKSONVILLE	W	10-6	Raymond James Stadium	Tampa, FL	65,266	B. Johnson
Aug. 28	HOUSTON	W	34-3	Raymond James Stadium	Tampa, FL	64,808	B. Johnson

## Won 7, Lost 9

DATE	OPPONENT	W/L	SCORE	STADIUM	CITY	ATTEND.	STARTING QB
Sept. 8	at Philadelphia	W	17-0	Lincoln Financial Field	Philadelphia, PA	67,772	B. Johnson
Sept. 14●●	CAROLINA	L	9-12 (OT)	Raymond James Stadium	Tampa, FL	65,621	B. Johnson
Sept. 21	at Atlanta	W	31-10	Georgia Dome	Atlanta, GA	70,871	B. Johnson
Oct. 6●●	INDIANAPOLIS	L	35-38 (OT)	Raymond James Stadium	Tampa, FL	65,647	B. Johnson
Oct. 12	at Washington	W	35-13	FedEx Field	Landover, MD	85,490	B. Johnson
Oct. 19	at San Francisco	L	7-24	3COM Park	San Francisco, CA	67,809	B. Johnson
Oct. 26●●	DALLAS	W	16-0	Raymond James Stadium	Tampa, FL	65,602	B. Johnson
Nov. 2●●	NEW ORLEANS	L	14-17	Raymond James Stadium	Tampa, FL	65,524	B. Johnson
Nov. 9	at Carolina	L	24-27	Ericsson Stadium	Charlotte, NC	73,345	B. Johnson
Nov. 16●●	GREEN BAY	L	13-20	Raymond James Stadium	Tampa, FL	65,614	B. Johnson
Nov. 24●●	N.Y. GIANTS	W	19-13	Raymond James Stadium	Tampa, FL	65,648	B. Johnson
Nov. 30	at Jacksonville	L	10-17	ALLTEL Stadium	Jacksonville, FL	60,543	B. Johnson
Dec. 7	at New Orleans	W	14-7	Louisiana Superdome	New Orleans, LA	68,442	B. Johnson
Dec. 14●●	HOUSTON	W	16-3	Raymond James Stadium	Tampa, FL	65,124	B. Johnson
Dec. 20●●	ATLANTA	L	28-30	Raymond James Stadium	Tampa, FL	65,572	B. Johnson
Dec. 28	at Tennessee	L	13-33	The Coliseum	Nashville, TN	68,809	B. Johnson

## Third – NFC South

## 2004

Head Coach: Jon Gruden  
Preseason (3-1)

DATE	OPPONENT	W/L	SCORE	STADIUM	CITY	ATTEND.	STARTING QB
Aug. 16	CINCINNATI	W	20-6	Raymond James Stadium	Tampa, FL	56,184	B. Johnson
Aug. 20	at Jacksonville	L	6-14	ALLTEL Stadium	Jacksonville, FL	50,021	B. Johnson
Aug. 28	MIAMI	W	17-10	Raymond James Stadium	Tampa, FL	64,992	B. Johnson
Sept. 2	at Houston	W	17-9	Reliant Stadium	Houston, TX	70,224	B. Johnson

## Won 5, Lost 11

DATE	OPPONENT	W/L	SCORE	STADIUM	CITY	ATTEND.	STARTING QB
Sept. 12	at Washington	L	10-16	FedEx Field	Landover, MD	90,098	B. Johnson
Sept. 19●●	SEATTLE	L	6-10	Raymond James Stadium	Tampa, FL	65,089	B. Johnson
Sept. 26	at Oakland	L	20-30	Network Associates Coliseum	Oakland, CA	60,874	B. Johnson
Oct. 3●●	DENVER	L	13-16	Raymond James Stadium	Tampa, FL	65,341	B. Johnson
Oct. 10	at New Orleans	W	20-17	Louisiana Superdome	New Orleans, LA	64,900	Simms
Oct. 18	at St. Louis	L	21-28	Edward Jones Dome	St. Louis, MO	66,040	Griese
Oct. 24●●	CHICAGO	W	19-7	Raymond James Stadium	Tampa, FL	65,550	Griese
Nov. 7●●	KANSAS CITY	W	34-31	Raymond James Stadium	Tampa, FL	65,495	Griese
Nov. 14	at Atlanta	L	14-24	Georgia Dome	Atlanta, GA	70,810	Griese
Nov. 21●●	SAN FRANCISCO	W	35-3	Raymond James Stadium	Tampa, FL	65,234	Griese
Nov. 28	at Carolina	L	14-21	Bank of America Stadium	Charlotte, NC	73,124	Griese
Dec. 5●●	ATLANTA	W	27-0	Raymond James Stadium	Tampa, FL	65,556	Griese
Dec. 12	at San Diego	L	24-31	Qualcomm Stadium	San Diego, CA	65,858	Griese
Dec. 19●●	NEW ORLEANS	L	17-21	Raymond James Stadium	Tampa, FL	65,075	Griese
Dec. 26●●	CAROLINA	L	20-37	Raymond James Stadium	Tampa, FL	65,380	Griese
Jan. 2	at Arizona	L	7-12	Sun Devil Stadium	Tempe, AZ	31,650	Simms

## Fourth – NFC South

## 2005

Head Coach: Jon Gruden  
Preseason (2-2)

DATE	OPPONENT	W/L	SCORE	STADIUM	CITY	ATTEND.	STARTING QB
Aug. 12	at Tennessee	W	20-17 (OT)	The Coliseum	Nashville, TN	69,010	Griese
Aug. 20	JACKSONVILLE	L	17-20	Raymond James Stadium	Tampa, FL	64,089	Griese
Aug. 27	at Miami	L	14-17	Dolphin Stadium	Miami, FL	67,892	Griese
Sept. 1	HOUSTON	W	38-14	Raymond James Stadium	Tampa, FL	63,591	Griese
<b>Won 11, Lost 5</b>							<b>First – NFC South</b>
Sept. 11	at Minnesota	W	24-13	HHH Metrodome	Minneapolis, MN	63,939	Griese
Sept. 18**	BUFFALO	W	19-3	Raymond James Stadium	Tampa, FL	64,777	Griese
Sept. 25	at Green Bay	W	17-16	Lambeau Field	Green Bay, WI	70,518	Griese
Oct. 2**	DETROIT	W	17-13	Raymond James Stadium	Tampa, FL	64,994	Griese
Oct. 9	at N.Y. Jets	L	12-14	Giants Stadium	East Rutherford, NJ	77,852	Griese
Oct. 16**	MIAMI	W	27-13	Raymond James Stadium	Tampa, FL	65,168	Griese
Oct. 30	at San Francisco	L	10-15	Monster Park	San Francisco, CA	63,358	Simms
Nov. 6**	CAROLINA	L	14-34	Raymond James Stadium	Tampa, FL	65,014	Simms
Nov. 13**	WASHINGTON	W	36-35	Raymond James Stadium	Tampa, FL	65,421	Simms
Nov. 20	at Atlanta	W	30-27	Georgia Dome	Atlanta, GA	70,794	Simms
Nov. 27**	CHICAGO	L	10-13	Raymond James Stadium	Tampa, FL	65,506	Simms
Dec. 4	at New Orleans	W	10-3	Tiger Stadium	Baton Rouge, LA	34,411	Simms
Dec. 11	at Carolina	W	20-10	Bank of America Stadium	Charlotte, NC	73,467	Simms
Dec. 17	at New England	L	0-28	Gillette Stadium	Foxboro, MA	68,756	Simms
Dec. 24**	ATLANTA	W	27-24 (OT)	Raymond James Stadium	Tampa, FL	65,482	Simms
Jan. 1**	NEW ORLEANS	W	27-13	Raymond James Stadium	Tampa, FL	65,379	Simms
<b>NFC WILD CARD PLAYOFF GAME</b>							
Jan. 7**	WASHINGTON	L	10-17	Raymond James Stadium	Tampa, FL	65,514	Simms

## 2006

Head Coach: Jon Gruden  
Preseason (1-3)

DATE	OPPONENT	W/L	SCORE	STADIUM	CITY	ATTEND.	STARTING QB
Aug. 11	N.Y. JETS	W	16-3	Raymond James Stadium	Tampa, FL	65,015	Simms
Aug. 19	MIAMI	L	10-13	Raymond James Stadium	Tampa, FL	65,140	Simms
Aug. 26	at Jacksonville	L	18-29	Alltel Stadium	Jacksonville, FL	63,161	Simms
Aug. 31	at Houston	L	13-16	Reliant Stadium	Houston, TX	70,037	Simms
<b>Won 4, Lost 12</b>							<b>Fourth – NFC South</b>
Sept. 10**	BALTIMORE	L	0-27	Raymond James Stadium	Tampa, FL	65,087	Simms
Sept. 17	at Atlanta	L	3-14	Georgia Dome	Atlanta, GA	70,828	Simms
Sept. 24**	CAROLINA	L	24-26	Raymond James Stadium	Tampa, FL	65,423	Simms
Oct. 8	at New Orleans	L	21-24	Louisiana Superdome	New Orleans, LA	68,183	Gradkowski
Oct. 15**	CINCINNATI	W	14-13	Raymond James Stadium	Tampa, FL	65,732	Gradkowski
Oct. 22**	PHILADELPHIA	W	23-21	Raymond James Stadium	Tampa, FL	65,808	Gradkowski
Oct. 29	at N.Y. Giants	L	3-17	Giants Stadium	East Rutherford, NJ	78,647	Gradkowski
Nov. 5**	NEW ORLEANS	L	14-31	Raymond James Stadium	Tampa, FL	65,561	Gradkowski
Nov. 13	at Carolina	L	10-24	Bank of America Stadium	Charlotte, NC	73,573	Gradkowski
Nov. 19**	WASHINGTON	W	20-17	Raymond James Stadium	Tampa, FL	65,699	Gradkowski
Nov. 23	at Dallas	L	10-38	Texas Stadium	Irving, TX	63,183	Gradkowski
Dec. 3	at Pittsburgh	L	3-20	Heinz Field	Pittsburgh, PA	59,843	Gradkowski
Dec. 10**	ATLANTA	L	6-17	Raymond James Stadium	Tampa, FL	65,691	Gradkowski
Dec. 17	at Chicago	L	31-34 (OT)	Soldier Field	Chicago, IL	62,260	Gradkowski
Dec. 24	at Cleveland	W	22-7	Cleveland Browns Stadium	Cleveland, OH	69,603	Rattay
Dec. 31**	SEATTLE	L	7-23	Raymond James Stadium	Tampa, FL	65,660	Rattay

## 2007

Head Coach: Jon Gruden  
Preseason (3-1)

DATE	OPPONENT	W/L	SCORE	STADIUM	CITY	ATTEND.	STARTING QB
Aug. 10	NEW ENGLAND	W	13-10	Raymond James Stadium	Tampa, FL	65,130	Garcia
Aug. 18	at Jacksonville	L	19-31	Jacksonville Municipal Stadium	Jacksonville, FL	66,944	Garcia
Aug. 25	at Miami	W	31-28	Dolphin Stadium	Miami, FL	65,660	Garcia
Aug. 30	HOUSTON	W	31-24	Raymond James Stadium	Tampa, FL	64,321	McCown
<b>Won 9, Lost 7</b>							<b>First – NFC South</b>
Sept. 9	at Seattle	L	6-20	Qwest Field	Seattle, WA	68,044	Garcia
Sept. 16••	NEW ORLEANS	W	31-14	Raymond James Stadium	Tampa, FL	65,178	Garcia
Sept. 23••	ST. LOUIS	W	24-3	Raymond James Stadium	Tampa, FL	65,267	Garcia
Sept. 30	at Carolina	W	20-7	Bank of America Stadium	Charlotte, NC	73,707	Garcia
Oct. 7	at Indianapolis	L	14-33	RCA Dome	Indianapolis, IN	57,202	Garcia
Oct. 14••	TENNESSEE	W	13-10	Raymond James Stadium	Tampa, FL	65,347	Garcia
Oct. 21	at Detroit	L	16-23	Ford Field	Detroit, MI	60,442	Garcia
Oct. 28••	JACKSONVILLE	L	23-24	Raymond James Stadium	Tampa, FL	65,133	Garcia
Nov. 4••	ARIZONA	W	17-10	Raymond James Stadium	Tampa, FL	65,267	Garcia
Nov. 18	at Atlanta	W	31-7	Georgia Dome	Atlanta, GA	69,480	Garcia
Nov. 25••	WASHINGTON	W	19-13	Raymond James Stadium	Tampa, FL	65,596	Garcia
Dec. 2	at New Orleans	W	27-23	Louisiana Superdome	New Orleans, LA	70,009	McCown
Dec. 9	at Houston	L	14-28	Reliant Stadium	Houston, TX	70,237	McCown
Dec. 16••	ATLANTA	W	37-3	Raymond James Stadium	Tampa, FL	65,133	Garcia
Dec. 23	at San Francisco	L	19-21	Monster Park	San Francisco, CA	68,193	Garcia
Dec. 30••	CAROLINA	L	23-31	Raymond James Stadium	Tampa, FL	65,609	McCown
<b>NFC WILD CARD PLAYOFF GAME</b>							
Jan. 6••	N.Y. GIANTS	L	14-24	Raymond James Stadium	Tampa, FL	65,621	Garcia

## 2008

Head Coach: Jon Gruden  
Preseason (3-1)

DATE	OPPONENT	W/L	SCORE	STADIUM	CITY	ATTEND.	STARTING QB
Aug. 9	at Miami	W	17-6	Dolphin Stadium	Miami, FL	64,087	McCown
Aug. 17	NEW ENGLAND	W	27-10	Raymond James Stadium	Tampa, FL	63,365	Griese
Aug. 23	JACKSONVILLE	L	17-23	Raymond James Stadium	Tampa, FL	62,696	Garcia
Aug. 28	at Houston	W	16-6	Reliant Stadium	Houston, TX	70,011	McCown
<b>Won 9, Lost 7</b>							<b>Third – NFC South</b>
Sept. 7	at New Orleans	L	20-24	Louisiana Superdome	New Orleans, LA	69,881	Garcia
Sept. 14••	ATLANTA	W	24-9	Raymond James Stadium	Tampa, FL	63,611	Griese
Sept. 21	at Chicago	W	27-24 (OT)	Soldier Field	Chicago, IL	62,051	Griese
Sept. 28••	GREEN BAY	W	30-21	Raymond James Stadium	Tampa, FL	64,122	Griese
Oct. 5	at Denver	L	13-16	INVESCO Field at Mile High	Denver, CO	75,480	Griese
Oct. 12••	CAROLINA	W	27-3	Raymond James Stadium	Tampa, FL	64,211	Garcia
Oct. 19••	SEATTLE	W	20-10	Raymond James Stadium	Tampa, FL	64,811	Garcia
Oct. 26	at Dallas	L	9-13	Texas Stadium	Dallas, TX	63,254	Garcia
Nov. 2	at Kansas City	W	30-27 (OT)	Arrowhead Stadium	Kansas City, MO	74,045	Garcia
Nov. 16••	MINNESOTA	W	19-13	Raymond James Stadium	Tampa, FL	65,278	Garcia
Nov. 23	at Detroit	W	38-20	Ford Field	Detroit, MI	49,096	Garcia
Nov. 30••	NEW ORLEANS	W	23-20	Raymond James Stadium	Tampa, FL	64,430	Garcia
Dec. 8	at Carolina	L	23-38	Bank of America Stadium	Charlotte, NC	74,113	Garcia
Dec. 14	at Atlanta	L	10-13 (OT)	Georgia Dome	Atlanta, GA	65,045	Griese
Dec. 21••	SAN DIEGO	L	24-41	Raymond James Stadium	Tampa, FL	64,778	Garcia
Dec. 28••	OAKLAND	L	24-31	Raymond James Stadium	Tampa, FL	64,847	Garcia



## 2009

Head Coach: Raheem Morris  
Preseason (1-3)

DATE	OPPONENT	W/L	SCORE	STADIUM	CITY	ATTEND.	STARTING QB
Aug. 15	at Tennessee	L	20-27	LP Field	Nashville, TN	69,143	McCown
Aug. 22	at Jacksonville	W	24-23	Jacksonville Municipal Stadium	Jacksonville, FL	42,177	Leftwich
Aug. 27	MIAMI	L	6-10	Raymond James Stadium	Tampa, FL	63,386	Leftwich
Sept. 4	HOUSTON	L	20-27	Raymond James Stadium	Tampa, FL	63,831	Freeman

## Won 3, Lost 13

Sept. 13●●	DALLAS	L	21-34	Raymond James Stadium	Tampa, FL	63,806	Leftwich
Sept. 20	at Buffalo	L	20-33	Ralph Wilson Stadium	Orchard Park, NY	70,318	Leftwich
Sept. 27●●	N.Y. GIANTS	L	0-24	Raymond James Stadium	Tampa, FL	63,689	Leftwich
Oct. 4	at Washington	L	13-16	FedEx Field	Landover, MD	86,412	J. Johnson
Oct. 11	at Philadelphia	L	14-33	Lincoln Financial Field	Philadelphia, PA	69,144	J. Johnson
Oct. 18●●	CAROLINA	L	21-28	Raymond James Stadium	Tampa, FL	62,422	J. Johnson
Oct. 25●●	NEW ENGLAND	L	7-35	Wembley Stadium	London, England	84,254	J. Johnson
Nov. 8●●	GREEN BAY	W	38-28	Raymond James Stadium	Tampa, FL	62,994	Freeman
Nov. 15	at Miami	L	23-25	Land Shark Stadium	Miami Gardens, FL	66,085	Freeman
Nov. 22●●	NEW ORLEANS	L	7-38	Raymond James Stadium	Tampa, FL	62,720	Freeman
Nov. 29	at Atlanta	L	17-20	Georgia Dome	Atlanta, GA	67,029	Freeman
Dec. 6	at Carolina	L	6-16	Bank of America Stadium	Charlotte, NC	72,455	Freeman
Dec. 13●●	N.Y. JETS	L	3-26	Raymond James Stadium	Tampa, FL	62,731	Freeman
Dec. 20	at Seattle	W	24-7	Qwest Field	Seattle, WA	67,011	Freeman
Dec. 27	at New Orleans	W	20-17 (OT)	Louisiana Superdome	New Orleans, LA	70,021	Freeman
Jan. 3●●	ATLANTA	L	10-20	Raymond James Stadium	Tampa, FL	62,578	Freeman

## Fourth – NFC South

## 2010

Head Coach: Raheem Morris  
Preseason (2-2)

DATE	OPPONENT	W/L	SCORE	STADIUM	CITY	ATTEND.	STARTING QB
Aug. 14	at Miami	L	7-10	Sun Life Stadium	Miami, FL	59,108	Freeman
Aug. 21	KANSAS CITY	W	20-15	Raymond James Stadium	Tampa, FL	41,386	Freeman
Aug. 28	JACKSONVILLE	L	13-19	Raymond James Stadium	Tampa, FL	42,640	J. Johnson
Sept. 2	at Houston	W	24-17	Reliant Stadium	Houston, TX	70,035	Carpenter

## Won 10, Lost 6

Sept. 12	CLEVELAND	W	17-14	Raymond James Stadium	Tampa, FL	47,211	Freeman
Sept. 19	at Carolina	W	20-7	Bank of America Stadium	Charlotte, NC	72,577	Freeman
Sept. 26	PITTSBURGH	L	13-38	Raymond James Stadium	Tampa, FL	61,036	Freeman
Oct. 10	at Cincinnati	W	24-21	Paul Brown Stadium	Cincinnati, OH	63,888	Freeman
Oct. 17	NEW ORLEANS	L	6-31	Raymond James Stadium	Tampa, FL	51,759	Freeman
Oct. 24	ST. LOUIS	W	18-17	Raymond James Stadium	Tampa, FL	42,020	Freeman
Oct. 31	at Arizona	W	38-35	University of Phoenix Stadium	Glendale, AZ	61,857	Freeman
Nov. 7	at Atlanta	L	21-27	Georgia Dome	Atlanta, GA	67,266	Freeman
Nov. 14	CAROLINA	W	31-16	Raymond James Stadium	Tampa, FL	44,264	Freeman
Nov. 21	at San Francisco	W	21-0	Candlestick Park	San Francisco, CA	69,732	Freeman
Nov. 28	at Baltimore	L	10-17	M&T Bank Stadium	Baltimore, MD	70,989	Freeman
Dec. 5	ATLANTA	L	24-28	Raymond James Stadium	Tampa, FL	53,955	Freeman
Dec. 12	at Washington	W	17-16	FedEx Field	Landover, MD	66,124	Freeman
Dec. 19	DETROIT	L	20-23	Raymond James Stadium	Tampa, FL	47,692	Freeman
Dec. 26	SEATTLE	W	38-15	Raymond James Stadium	Tampa, FL	46,576	Freeman
Jan. 2	at New Orleans	W	23-13	Louisiana Superdome	New Orleans, LA	70,068	Freeman

## Third – NFC South

## 2011

Head Coach: Raheem Morris  
Preseason (2-2)

DATE	OPPONENT	W/L	SCORE	STADIUM	CITY	ATTEND.	STARTING QB
Aug. 12	at Kansas City	W	25-0	Arrowhead Stadium	Kansas City, MO	67,537	Freeman
Aug. 18	NEW ENGLAND	L	14-31	Raymond James Stadium	Tampa, FL	49,313	Freeman
Aug. 27	MIAMI	W	17-13	Raymond James Stadium	Tampa, FL	44,732	Freeman
Sept. 1	at Washington	L	24-29	FedExField	Landover, MD	58,937	Carpenter

## Won 4, Lost 12

Sept. 11	DETROIT	L	20-27	Raymond James Stadium	Tampa, FL	51,274	Freeman
Sept. 18	at Minnesota	W	24-20	HHH Metrodome	Minneapolis, MN	62,461	Freeman
Sept. 25	ATLANTA	W	16-13	Raymond James Stadium	Tampa, FL	46,995	Freeman
Oct. 3••	INDIANAPOLIS	W	24-17	Raymond James Stadium	Tampa, FL	63,972	Freeman
Oct. 9	at San Francisco	L	3-48	Candlestick Park	San Francisco, CA	69,732	Freeman
Oct. 16	NEW ORLEANS	W	26-20	Raymond James Stadium	Tampa, FL	56,590	Freeman
Oct. 23	CHICAGO	L	18-24	Wembley Stadium	London, UK	76,981	Freeman
Nov. 6	at New Orleans	L	16-27	Mercedes-Benz Superdome	New Orleans, LA	73,043	Freeman
Nov. 13	HOUSTON	L	9-37	Raymond James Stadium	Tampa, FL	56,037	Freeman
Nov. 20	at Green Bay	L	26-35	Lambeau Field	Green Bay, WI	70,498	Freeman
Nov. 27	at Tennessee	L	17-23	LP Field	Nashville, TN	69,143	Freeman
Dec. 4	CAROLINA	L	19-38	Raymond James Stadium	Tampa, FL	56,270	J. Johnson
Dec. 11	at Jacksonville	L	14-41	Everbank Field	Jacksonville, FL	62,562	Freeman
Dec. 17••	DALLAS	L	15-31	Raymond James Stadium	Tampa, FL	65,162	Freeman
Dec. 24	at Carolina	L	16-48	Bank of America Stadium	Charlotte, NC	70,363	Freeman
Jan. 1	at Atlanta	L	24-45	Georgia Dome	Atlanta, GA	68,167	Freeman

## Fourth – NFC South

## 2012

Head Coach: Greg Schiano  
Preseason (2-2)

DATE	OPPONENT	W/L	SCORE	STADIUM	CITY	ATTEND.	STARTING QB
Aug. 10	at Miami	W	20-7	Sun Life Stadium	Miami, FL	46,330	Freeman
Aug. 17	TENNESSEE	L	7-30	Raymond James Stadium	Tampa, FL	45,633	Freeman
Aug. 24	NEW ENGLAND	W	30-28	Raymond James Stadium	Tampa, FL	47,440	Freeman
Aug. 29	at Washington	L	3-30	FedExField	Landover, MD	56,555	Ratliff

## Won 7, Lost 9

Sept. 9	CAROLINA	W	16-10	Raymond James Stadium	Tampa, FL	51,533	Freeman
Sept. 16	at N.Y. Giants	L	34-41	MetLife Stadium	East Rutherford, NJ	76,964	Freeman
Sept. 23	at Dallas	L	10-16	Cowboys Stadium	Arlington, TX	81,984	Freeman
Sept. 30	WASHINGTON	L	22-24	Raymond James Stadium	Tampa, FL	58,191	Freeman
Oct. 14	KANSAS CITY	W	38-10	Raymond James Stadium	Tampa, FL	46,500	Freeman
Oct. 21••	NEW ORLEANS	L	28-35	Raymond James Stadium	Tampa, FL	58,906	Freeman
Oct. 25	at Minnesota	W	36-17	HHH Metrodome	Minneapolis, MN	60,860	Freeman
Nov. 4	at Oakland	W	42-32	O.co Coliseum	Oakland, CA	52,055	Freeman
Nov. 11	SAN DIEGO	W	34-24	Raymond James Stadium	Tampa, FL	54,813	Freeman
Nov. 18	at Carolina	W	27-21 (OT)	Bank of America Stadium	Charlotte, NC	72,603	Freeman
Nov. 25	ATLANTA	L	23-24	Raymond James Stadium	Tampa, FL	54,400	Freeman
Dec. 2	at Denver	L	23-31	Sports Authority Field	Denver, CO	76,432	Freeman
Dec. 9••	PHILADELPHIA	L	23-21	Raymond James Stadium	Tampa, FL	64,941	Freeman
Dec. 16	at New Orleans	L	0-41	Mercedes-Benz Superdome	New Orleans, LA	73,096	Freeman
Dec. 23	ST. LOUIS	L	13-28	Raymond James Stadium	Tampa, FL	51,535	Freeman
Dec. 30	at Atlanta	W	22-17	Georgia Dome	Atlanta, GA	69,644	Freeman

## Fourth – NFC South

## 2013

Head Coach: Greg Schiano  
Preseason (1-3)

DATE	OPPONENT	W/L	SCORE	STADIUM	CITY	ATTEND.	STARTING QB
Aug. 8	BALTIMORE	L	16-41	Raymond James Stadium	Tampa, FL	47,599	Freeman
Aug. 16	at New England	L	21-25	Gillette Stadium	Foxborough, MA	68,756	Freeman
Aug. 24	at Miami	W	17-16	Sun Life Stadium	Miami, FL	52,789	Freeman
Aug. 29	WASHINGTON	L	12-30	Raymond James Stadium	Tampa, FL	46,264	Glennon
<b>Won 4, Lost 12</b>						<b>Fourth – NFC South</b>	
Sept. 8	at N.Y. Jets	L	17-18	MetLife Stadium	East Rutherford, NJ	76,957	Freeman
Sept. 15 ••	NEW ORLEANS	L	14-16	Raymond James Stadium	Tampa, FL	60,870	Freeman
Sept 22	at New England	L	3-23	Gillette Stadium	Foxborough, MA	68,756	Freeman
Sept 29 ••	ARIZONA	L	10-13	Raymond James Stadium	Tampa, FL	44,956	Glennon
	-- bye week --						
Oct 13 ••	PHILADELPHIA	L	20-31	Raymond James Stadium	Tampa, FL	62,505	Glennon
Oct 20	at Atlanta	L	23-31	Georgia Dome	Atlanta, GA	69,522	Glennon
Oct 24 ••	CAROLINA	L	13-31	Raymond James Stadium	Tampa, FL	59,073	Glennon
Nov 3	at Seattle	L	24-27(OT)	CenturyLink Field	Seattle, WA	67,873	Glennon
Nov 11 ••	MIAMI	W	22-19	Sun Life Stadium	Miami, FL	64,448	Glennon
Nov 17 ••	ATLANTA	W	41-28	Raymond James Stadium	Tampa, FL	55,360	Glennon
Nov 24	at Detroit	W	24-21	Ford Field	Detroit, MI	62,098	Glennon
Dec 1	at Carolina	L	6-27	Bank of America Stadium	Charlotte, NC	72,795	Glennon
Dec 8 ••	BUFFALO	W	27-6	Raymond James Stadium	Tampa, FL	59,194	Glennon
Dec 15 ••	SAN FRANCISCO	L	14-33	Raymond James Stadium	Tampa, FL	64,142	Glennon
Dec 22	at St. Louis	L	13-23	Edward Jones Dome	St. Louis, MO	54,423	Glennon
Dec 29	at New Orleans	L	17-42	Mercedes-Benz Superdome	New Orleans, LA	73,150	Glennon

## 2014

Head Coach: Lovie Smith  
Preseason (1-3)

DATE	OPPONENT	W/L	SCORE	STADIUM	CITY	ATTEND.	STARTING QB
Aug. 8	at Jacksonville	L	10-16	EverBank Field	Jacksonville, FL	59,100	McCown
Aug. 16	MIAMI	L	14-20	Raymond James Stadium	Tampa, FL	50,555	McCown
Aug. 23	at Buffalo	W	27-14	Ralph Wilson Stadium	Orchard Park, NY	66,764	McCown
Aug. 28	WASHINGTON	L	10-24	Raymond James Stadium	Tampa, FL	50,239	Glennon
<b>Won 2, Lost 14</b>						<b>Fourth – NFC South</b>	
Sept. 7	CAROLINA	L	14-20	Raymond James Stadium	Tampa, FL	62,442	McCown
Sept. 14	ST. LOUIS	L	17-19	Raymond James Stadium	Tampa, FL	59,923	McCown
Sept. 18	at Atlanta	L	14-56	Georgia Dome	Atlanta, GA	70,318	McCown
Sept. 28	at Pittsburgh	W	27-24	Heinz Field	Pittsburgh, PA	62,910	Glennon
Oct. 5	at New Orleans	L	31-37 (OT)	Mercedes-Benz Superdome	New Orleans, LA	73,004	Glennon
Oct. 12	BALTIMORE	L	17-48	Raymond James Stadium	Tampa, FL	60,041	Glennon
	-- bye week --						
Oct. 26	MINNESOTA	L	13-19 (OT)	Raymond James Stadium	Tampa, FL	56,577	Glennon
Nov. 2	at Cleveland	L	17-22	FirstEnergy Stadium	Cleveland, OH	67,431	Glennon
Nov. 9	ATLANTA	L	17-27	Raymond James Stadium	Tampa, FL	57,751	McCown
Nov. 16	at Washington	W	27-7	FedEx Field	Landover, MD	77,442	McCown
Nov. 23	at Chicago	L	13-21	Soldier Field	Chicago, IL	61,109	McCown
Nov. 30	CINCINNATI	L	13-14	Raymond James Stadium	Tampa, FL	56,340	McCown
Dec. 7	at Detroit	L	17-34	Ford Field	Detroit, MI	61,489	McCown
Dec. 14	at Carolina	L	17-19	Bank of America Stadium	Charlotte, NC	72,842	McCown
Dec. 21 •	GREEN BAY	L	3-20	Raymond James Stadium	Tampa, FL	64,247	McCown
Dec. 28	NEW ORLEANS	L	20-23	Raymond James Stadium	Tampa, FL	58,952	McCown

## 2015

Head Coach: Lovie Smith  
Preseason (2-2)

DATE	OPPONENT	W/L	SCORE	STADIUM	CITY	ATTEND.	STARTING QB
Aug. 15	at Minnesota	L	16-26	TCF Bank Stadium	Minneapolis, MN	50,610	Winston
Aug. 24	CINCINNATI	W	25-11	Raymond James Stadium	Tampa, FL	47,728	Winston
Aug. 29	CLEVELAND	L	7-31	Raymond James Stadium	Tampa, FL	51,521	Winston
Sept. 3	at Miami	W	22-17	Sun Life Stadium	Miami, FL	49,675	Glennon
<b>Won 6, Lost 10</b>						<b>Fourth – NFC South</b>	
Sept. 13 •	TENNESSEE	L	14-42	Raymond James Stadium	Tampa, FL	63,945	Winston
Sept. 20	at New Orleans	W	26-19	Mercedes-Benz Superdome	New Orleans, LA	73,006	Winston
Sept. 27	at Houston	L	9-19	Reliant Stadium	Houston, TX	71,718	Winston
Oct. 4	CAROLINA	L	23-37	Raymond James Stadium	Tampa, FL	57,468	Winston
Oct. 11	JACKSONVILLE	W	38-31	Raymond James Stadium	Tampa, FL	58,490	Winston
-- bye week --							
Oct. 25	at Washington	L	30-31	FedEx Field	Landover, MD	72,912	Winston
Nov. 1	at Atlanta	W	23-20 (OT)	Georgia Dome	Atlanta, GA	70,524	Winston
Nov. 8 •	N.Y. GIANTS	L	18-32	Raymond James Stadium	Tampa, FL	64,351	Winston
Nov. 15 •	DALLAS	W	10-6	Raymond James Stadium	Tampa, FL	64,133	Winston
Nov. 22	at Philadelphia	W	45-17	Lincoln Financial Field	Philadelphia, PA	69,596	Winston
Nov. 29	at Indianapolis	L	12-25	Lucas Oil Stadium	Indianapolis, IN	65,696	Winston
Dec. 6	ATLANTA	W	23-19	Raymond James Stadium	Tampa, FL	58,221	Winston
Dec. 13	NEW ORLEANS	L	17-24	Raymond James Stadium	Tampa, FL	62,138	Winston
Dec. 17	at St. Louis	L	23-31	Edward Jones Dome	St. Louis, MO	51,295	Winston
Dec. 27 •	CHICAGO	L	21-26	Raymond James Stadium	Tampa, FL	63,734	Winston
Jan. 3	at Carolina	L	10-38	Bank of America Stadium	Charlotte, NC	74,169	Winston

• Sellout

•• Sellout 72 hours prior to kickoff (1976-2013)

## PRESEASON WIN-LOSS SUMMARY

OPPONENT	W	L	T	PCT.	PF	PA	HOME	ROAD	NEUTRAL
Arizona*	0	2	0	.000	24	47	1-1	0-0	0-0
Atlanta	7	9	0	.438	289	288	5-2	1-6	1-1
Baltimore	0	1	0	.000	16	41	0-1	0-0	0-0
Buffalo	2	2	0	.500	72	57	0-0	1-1	1-1
Chicago	0	1	0	.000	7	10	0-1	0-0	0-0
Cincinnati	9	4	0	.692	266	221	7-3	2-1	0-0
Cleveland	4	4	0	.500	122	128	2-3	2-1	0-0
Denver	0	2	0	.000	17	54	0-1	0-1	0-0
Green Bay	1	1	0	.500	16	17	1-0	0-1	0-0
Houston	7	2	0	.778	210	128	3-1	4-1	0-0
Indianapolis**	2	3	0	.400	60	85	2-1	0-2	0-0
Jacksonville	3	7	0	.300	154	181	1-3	2-4	0-0
Kansas City	5	1	0	.833	132	60	3-0	2-0	0-1
Los Angeles****	0	2	0	.000	19	52	0-0	0-2	0-0
Miami	13	17	0	.433	460	478	5-10	7-7	1-0
Minnesota	0	1	0	.000	16	26	0-0	0-1	0-0
New England	8	3	0	.727	302	190	6-2	1-1	1-0
New Orleans	4	1	0	.800	68	47	2-0	2-1	0-0
N.Y. Jets	4	3	0	.571	119	92	3-2	0-0	1-1
Oakland***	1	0	0	1.000	41	7	0-0	1-0	0-0
Philadelphia	1	0	0	1.000	35	7	1-0	0-0	0-0
Pittsburgh	2	2	0	.500	80	68	1-1	0-1	1-0
Seattle	0	3	0	.000	9	77	0-0	0-2	0-1
Tennessee*****	6	3	0	.666	195	176	3-1	3-2	0-0
Washington	5	9	0	.357	183	177	4-7	1-2	0-0

\* Franchise known as Phoenix Cardinals 1988-93; located in St. Louis prior to 1988

\*\* Franchise located in Baltimore prior to 1984

\*\*\* Franchise located in Los Angeles from 1982-94

\*\*\*\* Franchise located in St. Louis from 1995-2015

\*\*\*\*\* Franchise located in Houston prior to 1997

# REGULAR SEASON WIN-LOSS SUMMARY

OPPONENT	W	L	T	PCT	PF	PA	HOME	ROAD	LONG WIN STRK	LONG LOSS STRK	CURRENT STRK
Arizona*	9	9	0	.500	326	318	6-5	3-4	3	5	L1
Atlanta	23	22	0	.511	952	902	14-10	9-12	6	5	W2
Baltimore	2	3	0	.400	74	102	1-2	1-1	2	3	L3
Buffalo	7	3	0	.700	215	173	7-2	0-1	4	1	W1
Carolina	11	20	0	.355	538	695	5-10	6-10	3	6	L6
Chicago	18	38	0	.321	887	1,214	12-17	6-21	6	12	L3
Cincinnati	7	4	0	.636	213	196	2-2	5-2	6	2	L1
Cleveland	3	6	0	.333	144	188	2-3	1-3	3	5	L1
Dallas	4	11	0	.267	208	274	3-3	1-8	3	6	W1
Denver	2	6	0	.250	121	175	1-2	1-4	1	3	L3
Detroit	26	30	0	.464	977	1,199	13-15	13-15	4	5	L1
Green Bay	21	31	1	.406	853	1,032	14-13-1	7-18	4	6	L2
Houston	1	3	0	.250	48	87	1-1	0-2	1	3	L3
Indianapolis**	5	8	0	.385	277	336	3-3	2-5	2	3	L1
Jacksonville	2	4	0	.333	126	158	2-1	0-3	1	4	W1
Kansas City	6	5	0	.545	224	216	4-2	2-3	4	4	W4
Los Angeles****	8	13	0	.381	419	493	7-6	1-7	4	6	L4
Miami	5	5	0	.500	228	222	4-2	1-3	3	3	W1
Minnesota	22	32	0	.407	983	1,149	13-14	9-18	6	5	L1
New England	2	6	0	.333	93	182	1-3	1-3	2	3	L3
New Orleans	18	30	0	.375	884	1,052	7-14	11-16	2	7	L1
N.Y. Giants	6	13	0	.316	304	334	5-6	1-7	2	4	L4
N.Y. Jets	1	10	0	.091	162	291	1-3	0-7	1	8	L8
Oakland***	2	6	0	.250	158	249	1-1	1-5	1	3	W1
Philadelphia	6	8	0	.429	244	260	2-4	4-4	3	3	W1
Pittsburgh	2	8	0	.200	131	233	1-5	1-3	1	4	W1
San Diego	2	8	0	.200	184	279	1-5	1-3	1	6	W1
San Francisco	4	17	0	.190	295	494	2-5	2-12	1	9	L2
Seattle	4	8	0	.333	208	197	2-4	2-4	3	4	L1
Tennessee*****	2	9	0	.182	178	273	2-2	0-7	1	5	L2
Washington	10	10	0	.500	401	365	6-4	4-6	4	4	L1

\* Franchise known as Phoenix Cardinals 1988-93; located in St. Louis prior to 1988

\*\* Franchise located in Baltimore prior to 1984

\*\*\* Franchise located in Los Angeles from 1982-94

\*\*\*\* Franchise located in St. Louis from 1995-2015

\*\*\*\*\* Franchise located in Houston prior to 1997

# POSTSEASON WIN-LOSS SUMMARY

OPPONENT	W	L	T	PCT.	PF	PA	HOME REC.	ROAD REC.	LONG WIN STR.	LONG LOSS STR.
Dallas	0	2	0	.000	17	68	0-0	0-2	-	2
Detroit	1	0	0	1.000	20	10	1-0	0-0	1	-
Green Bay	0	1	0	.000	7	21	0-0	0-1	-	1
N.Y. Giants	0	1	0	.000	14	24	0-1	0-0	--	1
Oakland*	1	0	0	1.000	48	21	0-0	0-0	1	-
Philadelphia	2	2	0	.500	63	79	1-0	1-2	1	2
Los Angeles **	0	2	0	.000	6	20	0-1	0-1	-	2
San Francisco	1	0	0	1.000	31	6	1-0	0-0	1	-
Washington	1	1	0	.500	24	30	1-1	0-0	1	1

\* Super Bowl XXXVII played in San Diego at Qualcomm Stadium

\*\* Franchise located in St. Louis from 1995-2015

# TEAM-BY-TEAM RESULTS

## ARIZONA<sup>^</sup>

1977	Buccaneers, 17-7 (TB)
1981	Buccaneers, 20-10 (TB)
1983	Cardinals, 34-27 (TB)
1985	Buccaneers, 16-0 (TB)
1986	Cardinals, 30-19 (TB)
	Cardinals, 21-17 (STL)
1987	Cardinals, 31-28 (STL)
	Cardinals, 31-14 (TB)
1988	Cardinals, 30-24 (TB)
1989	Buccaneers, 14-13 (P)
1992	Buccaneers, 23-7 (TB)
	Buccaneers, 7-3 (P)
1996	Cardinals, 13-9 (A)
1997	Buccaneers, 19-18 (TB)
2004	Cardinals, 12-7 (A)
2007	Buccaneers, 17-10 (TB)
2010	Buccaneers, 38-35 (A)
2013	Cardinals, 13-10 (TB)

<sup>^</sup> Franchise known as Phoenix Cardinals 1988-93; located in St. Louis prior to 1988

## ATLANTA

1977	Falcons, 17-0 (TB)
1978	Buccaneers, 14-9 (TB)
1979	Falcons, 17-14 (A)
1981	Buccaneers, 24-23 (TB)
1984	Buccaneers, 23-6 (TB)
1986	Falcons, 23-20 (TB)*
1987	Buccaneers, 48-10 (TB)
1988	Falcons, 17-10 (A)
1990	Buccaneers, 23-17 (TB)
1991	Falcons, 43-7 (A)
1992	Falcons, 35-7 (TB)
1993	Buccaneers, 31-24 (A)
1994	Falcons, 34-13 (A)
1995	Falcons, 24-21 (TB)
1997	Buccaneers, 31-10 (A)
1999	Buccaneers, 19-10 (TB)
2000	Buccaneers, 27-14 (A)
2002	Buccaneers, 20-6 (A)
	Buccaneers, 34-10 (TB)
2003	Buccaneers, 31-10 (A)
	Falcons, 30-28 (TB)
2004	Falcons, 24-14 (A)
	Buccaneers, 27-0 (TB)
2005	Buccaneers, 30-27 (A)
	Buccaneers, 27-24 (TB)*
2006	Falcons, 14-3 (A)
	Falcons, 17-6 (TB)
2007	Buccaneers, 31-7 (A)
	Buccaneers, 37-3 (TB)
2008	Buccaneers, 24-9 (TB)
	Falcons, 13-10 (A)*
2009	Falcons, 20-17 (A)
	Falcons, 20-10 (TB)
2010	Falcons, 27-21 (A)
	Falcons, 28-24 (TB)
2011	Buccaneers, 16-13 (TB)
	Falcons, 45-24 (A)
2012	Falcons, 24-23 (TB)
	Buccaneers, 22-17 (A)
2013	Falcons, 31-23 (A)
	Buccaneers, 41-28 (TB)
2014	Falcons, 56-14 (A)
	Falcons, 27-17 (TB)
2015	Buccaneers, 23-20 (A)*
	Buccaneers, 23-19 (TB)

\* Overtime

## BALTIMORE

2001	Buccaneers, 22-10 (TB)
2002	Buccaneers, 25-0 (B)
2006	Ravens, 27-0 (TB)
2010	Ravens, 17-10 (B)
2014	Ravens, 48-17 (TB)

## BUFFALO

1976	Bills, 14-9 (TB)
1978	Buccaneers, 31-10 (TB)
1982	Buccaneers, 24-23 (TB)
1986	Buccaneers, 34-28 (TB)
1988	Buccaneers, 10-5 (TB)
1991	Bills, 17-10 (TB)
2000	Buccaneers, 31-17 (TB)
2005	Buccaneers, 19-3 (TB)
2009	Bills, 33-20 (A)
2013	Buccaneers, 27-6 (TB)

## CAROLINA

1995	Buccaneers, 20-13 (C)
1996	Panthers, 24-0 (C)
1998	Buccaneers, 16-13 (TB)
2002	Buccaneers, 12-9 (C)
	Buccaneers, 23-10 (TB)
2003	Panthers, 12-9 (TB)*
	Panthers, 27-24 (C)
2004	Panthers, 21-14 (C)
	Panthers, 37-20 (TB)
2005	Panthers, 34-14 (TB)
	Buccaneers, 20-10 (C)
2006	Panthers, 26-24 (TB)
	Panthers, 24-10 (C)
2007	Buccaneers, 20-7 (C)
	Panthers, 31-23 (TB)
2008	Buccaneers, 27-3 (TB)
	Panthers, 38-23 (C)
2009	Panthers, 28-21 (TB)
	Panthers, 16-6 (A)
2010	Buccaneers, 20-7 (C)
	Buccaneers, 31-16 (TB)
2011	Panthers, 38-19 (TB)
	Panthers, 48-16 (C)
2012	Buccaneers, 16-10 (TB)
	Buccaneers, 27-21 (C)*
2013	Panthers, 31-13 (TB)
	Panthers, 27-6 (C)
2014	Panthers, 20-14 (TB)
	Panthers, 19-17 (C)
2015	Panthers, 37-23 (TB)
	Panthers, 38-10 (C)

\* Overtime

## CHICAGO

1977	Bears, 10-0 (TB)
1978	Buccaneers, 33-19 (TB)
	Bears, 14-3 (C)
1979	Buccaneers, 17-13 (C)
	Bears, 14-0 (TB)
1980	Bears, 21-17 (C)
	Bears, 14-13 (TB)
1981	Bears, 28-17 (C)
	Buccaneers, 20-10 (TB)
1982	Buccaneers, 26-23 (TB)*
1983	Bears, 17-10 (C)
	Bears, 27-0 (TB)
1984	Bears, 34-14 (C)
	Bears, 44-9 (TB)
1985	Bears, 38-28 (C)
	Bears, 27-19 (TB)
1986	Bears, 23-3 (TB)
	Bears, 48-14 (C)
1987	Bears, 20-3 (C)
	Bears, 27-26 (TB)
1988	Bears, 28-10 (C)
	Bears, 27-15 (TB)
1989	Buccaneers, 42-35 (TB)
	Buccaneers, 32-31 (C)
1990	Bears, 26-6 (TB)
	Bears, 27-14 (C)
1991	Bears, 21-20 (TB)
	Bears, 27-0 (C)
1992	Bears, 31-14 (C)
	Buccaneers, 20-17 (TB)
1993	Bears, 47-17 (C)
	Buccaneers, 13-10 (TB)
1994	Bears, 21-9 (C)
	Bears, 20-6 (TB)
1995	Bears, 25-6 (TB)
	Bears, 31-10 (C)
1996	Bears, 13-10 (C)
	Buccaneers, 34-19 (TB)
1997	Bears, 13-7 (C)
	Buccaneers, 31-15 (TB)
1998	Buccaneers, 27-15 (TB)
	Buccaneers, 31-17 (C)
1999	Buccaneers, 6-3 (TB)
	Buccaneers, 20-6 (C)
2000	Buccaneers, 41-0 (TB)
	Bears, 13-10 (C)
2001	Bears, 27-24 (TB)
	Bears, 27-3 (C)
2002	Buccaneers, 15-0 (C)
2004	Buccaneers, 19-7 (TB)
2005	Bears, 13-10 (TB)
2006	Bears, 34-31 (C)*
2008	Buccaneers, 27-24 (C)*
2011	Bears, 24-18 (LDN)**
2014	Bears, 21-13 (C)
2015	Bears, 26-21 (TB)

\* Overtime

\*\*Game played in London, NFL International Series

**CINCINNATI**

1976	Bengals, 21-0 (C)
1980	Buccaneers, 17-12 (C)
1983	Bengals, 23-17 (TB)
1989	Bengals, 56-23 (C)
1995	Buccaneers, 19-16 (TB)
1998	Buccaneers, 35-0 (C)
2001	Buccaneers, 16-13 (C)*
2002	Buccaneers, 35-7 (C)
2006	Buccaneers, 14-13 (TB)
2010	Buccaneers, 24-21 (C)
2014	Bengals, 14-13 (C)

\* Overtime

**CLEVELAND**

1976	Browns, 24-7 (TB)
1980	Browns, 34-27 (TB)
1983	Browns, 20-0 (C)
1989	Browns, 42-31 (TB)
1995	Browns, 22-6 (C)
2002	Buccaneers, 17-3 (TB)
2006	Buccaneers, 22-7 (C)
2010	Buccaneers, 17-14 (TB)
2014	Browns, 22-17 (C)

**DALLAS**

1977	Cowboys, 23-7 (D)
1980	Cowboys, 28-17 (D)
1981	Cowboys, 38-0 (D)**
1982	Cowboys, 14-9 (D)
1983	Cowboys, 30-17 (D)**
1983	Cowboys, 27-24 (D)*
1990	Cowboys, 14-10 (D)
	Cowboys, 17-13 (TB)
2000	Buccaneers, 27-7 (TB)
2001	Buccaneers, 10-6 (D)
2003	Buccaneers, 16-0 (TB)
2006	Cowboys, 38-10 (D)
2008	Cowboys, 13-9 (D)
2009	Cowboys, 34-21 (TB)
2011	Cowboys, 31-15 (TB)
2012	Cowboys, 16-10 (D)
2015	Buccaneers, 10-6 (TB)

\*Overtime

\*\* NFC Playoff Game

**DENVER**

1976	Broncos, 48-13 (D)
1981	Broncos, 24-7 (TB)
1993	Buccaneers, 17-10 (D)
1996	Broncos, 27-23 (D)
1999	Buccaneers, 13-10 (TB)
2004	Broncos, 16-13 (TB)
2008	Broncos, 16-13 (D)
2012	Broncos, 31-23 (D)

**DETROIT**

1977	Lions, 16-7 (D)
1978	Lions, 15-7 (TB)
	Lions, 34-23 (D)
1979	Buccaneers, 31-16 (TB)
	Buccaneers, 16-14 (D)
1980	Lions, 24-10 (TB)
	Lions, 27-14 (D)
1981	Buccaneers, 28-10 (TB)
	Buccaneers, 20-17 (D)
1982	Buccaneers, 23-21 (TB)
1983	Lions, 11-0 (TB)
	Lions, 23-20 (D)
1984	Buccaneers, 21-17 (TB)
	Lions, 13-7 (D)*
1985	Lions, 30-9 (D)
	Buccaneers, 19-16 (TB)*

1986	Buccaneers, 24-20 (D)
	Lions, 38-17 (TB)
1987	Buccaneers, 31-27 (D)
	Lions, 20-10 (TB)
1988	Buccaneers, 23-20 (D)
	Buccaneers, 21-10 (TB)
1989	Lions, 17-16 (TB)
	Lions, 33-7 (D)
1990	Buccaneers, 38-21 (D)
	Buccaneers, 23-20 (TB)
1991	Lions, 31-3 (D)
	Buccaneers, 30-21 (TB)
1992	Buccaneers, 27-23 (D)
	Lions, 38-7 (TB)
1993	Buccaneers, 27-10 (TB)
	Lions, 23-0 (D)
1994	Buccaneers, 24-14 (TB)
	Lions, 14-9 (D)
1995	Lions, 27-24 (D)
	Lions, 37-10 (TB)
1996	Lions, 21-6 (D)
	Lions, 27-0 (TB)
1997	Buccaneers, 24-17 (D)
	Lions, 27-9 (TB)
	Buccaneers, 20-10 (TB)**
1998	Lions, 27-6 (D)
	Lions, 28-25 (TB)
1999	Lions, 20-3 (D)
	Buccaneers, 23-16 (TB)
2000	Buccaneers, 31-10 (D)
	Lions, 28-14 (TB)
2001	Buccaneers, 20-17 (D)
	Buccaneers, 15-12 (TB)
2002	Buccaneers, 23-20 (D)
2005	Buccaneers, 17-13 (TB)
2007	Lions, 23-16 (D)
2008	Buccaneers, 38-20 (D)
2010	Lions, 23-20 (TB)
2011	Lions, 27-20 (TB)
2013	Buccaneers, 24-21 (D)
2014	Lions, 34-17 (D)

\* Overtime

\*\* NFC Wild Card Playoff Game

**GREEN BAY**

1977	Packers, 13-0 (TB)
1978	Packers, 9-7 (GB)
	Packers, 17-7 (TB)
1979	Buccaneers, 21-10 (GB)
	Buccaneers, 21-3 (TB)
1980	Tie, 14-14 (TB)*
	Buccaneers, 20-17 (MIL)
1981	Buccaneers, 21-10 (GB)
	Buccaneers, 37-3 (TB)
1983	Packers, 55-14 (GB)
	Packers, 12-9 (TB)*
1984	Buccaneers, 30-27 (TB)*
	Packers, 27-14 (GB)
1985	Packers, 21-0 (GB)
	Packers, 20-17 (TB)
1986	Packers, 31-7 (MIL)
	Packers, 21-7 (TB)
1987	Buccaneers, 23-17 (MIL)
1988	Buccaneers, 13-10 (TB)
	Buccaneers, 27-24 (GB)
1989	Buccaneers, 23-21 (GB)
	Packers, 17-16 (TB)
1990	Buccaneers, 26-14 (TB)
	Packers, 20-10 (MIL)
1991	Packers, 15-13 (GB)
	Packers, 27-0 (TB)
1992	Buccaneers, 31-3 (TB)
	Packers, 19-14 (MIL)

1993	Packers, 37-14 (TB)
	Packers, 13-10 (GB)
1994	Packers, 30-3 (GB)
	Packers, 34-19 (TB)
1995	Packers, 35-13 (GB)
	Buccaneers, 13-10 (TB)*
1996	Packers, 34-3 (TB)
	Packers, 13-7 (GB)
1997	Packers, 21-16 (GB)
	Packers, 17-6 (TB)
	Packers, 21-7 (GB)**
1998	Packers, 23-15 (GB)
	Buccaneers, 24-22 (TB)
1999	Packers, 26-23 (GB)
	Buccaneers, 29-10 (TB)
2000	Buccaneers, 20-15 (TB)
	Packers, 17-14 (GB)*
2001	Buccaneers, 14-10 (TB)
	Packers, 21-20 (GB)
2002	Buccaneers, 21-7 (TB)
2003	Packers, 20-13 (TB)
2005	Buccaneers, 17-16 (GB)
2008	Buccaneers, 30-21 (TB)
2009	Buccaneers, 38-28 (TB)
2011	Packers, 35-26 (GB)
2014	Packers, 20-3 (TB)

\* Overtime

\*\* NFC Divisional Playoff Game

**HOUSTON**

2003	Buccaneers, 16-3 (TB)
2007	Texans, 28-14 (H)
2011	Texans, 37-9 (TB)
2015	Texans, 19-9 (H)

**INDIANAPOLIS<sup>A</sup>**

1976	Colts, 42-17 (B)
1979	Buccaneers, 29-26 (B)*
1985	Colts, 31-23 (TB)
1987	Colts, 24-6 (I)
1988	Colts, 35-31 (I)
1991	Buccaneers, 17-3 (TB)
1992	Colts, 24-14 (TB)
1994	Buccaneers, 24-10 (TB)
1997	Buccaneers, 31-28 (I)
2003	Colts, 38-35 (TB)*
2007	Colts, 33-14 (I)
2011	Buccaneers, 24-17 (TB)
2015	Colts, 25-12 (I)

\* Overtime

<sup>A</sup>Franchise located in Baltimore prior to 1984**JACKSONVILLE**

1995	Buccaneers, 17-16 (TB)
1998	Jaguars, 29-24 (J)
2003	Jaguars, 17-10 (J)
2007	Jaguars, 24-23 (TB)
2011	Jaguars, 41-14 (J)
2015	Buccaneers, 38-31 (TB)

**KANSAS CITY**

1976	Chiefs, 28-19 (TB)
1978	Buccaneers, 30-13 (KC)
1979	Buccaneers, 3-0 (TB)
1981	Chiefs, 19-10 (KC)
1984	Chiefs, 24-20 (KC)
1986	Chiefs, 27-20 (KC)
1993	Chiefs, 27-3 (TB)
1999	Buccaneers, 17-10 (TB)
2004	Buccaneers, 34-31 (TB)
2008	Buccaneers, 30-27 (KC)*
2012	Buccaneers, 38-10 (TB)

\* Overtime

**LOS ANGELES<sup>^</sup>**

1977	Rams, 31-0 (LA)
1978	Rams, 26-23 (LA)
1979	Buccaneers, 21-6 (TB) Rams, 9-0 (TB)**
1980	Buccaneers, 10-9 (TB)
1984	Rams, 34-33 (TB)
1985	Rams, 31-27 (TB)
1986	Rams, 26-20 (LA)*
1987	Rams, 35-3 (LA)
1990	Rams, 35-14 (TB)
1992	Rams, 31-27 (TB)
1994	Buccaneers, 24-14 (TB)
1999	Rams, 11-6 (STL)**
2000	Buccaneers, 38-35 (TB)
2001	Buccaneers, 24-17 (STL)
2002	Buccaneers, 26-14 (TB)
2004	Rams, 28-21 (STL)
2007	Buccaneers, 24-3 (TB)
2010	Buccaneers, 18-17 (TB)
2012	Rams, 28-13 (TB)
2013	Rams, 23-13 (STL)
2014	Rams, 19-17 (TB)
2015	Rams, 31-23 (STL)

\* Overtime

\*\* NFC Championship Game

<sup>^</sup> Franchise located in St.Louis from 1995-2015**MIAMI**

1976	Dolphins, 23-20 (TB)
1982	Buccaneers, 23-17 (TB)
1985	Dolphins, 41-38 (M)
1988	Dolphins, 17-14 (TB)
1991	Dolphins, 33-14 (M)
1997	Buccaneers, 31-21 (TB)
2000	Buccaneers, 16-13 (M)
2005	Buccaneers, 27-13 (TB)
2009	Dolphins, 25-23 (M)
2013	Buccaneers, 22-19 (TB)

**MINNESOTA**

1977	Vikings, 9-3 (TB)
1978	Buccaneers, 16-10 (M) Vikings, 24-7 (TB)
1979	Buccaneers, 12-10 (M) Vikings, 23-22 (TB)
1980	Vikings, 38-30 (M) Vikings, 21-10 (TB)
1981	Buccaneers, 21-13 (TB) Vikings, 25-10 (M)
1982	Vikings, 17-10 (M)
1983	Vikings, 19-16 (TB)* Buccaneers, 17-12 (M)
1984	Buccaneers, 35-31 (TB) Vikings, 27-24 (M)
1985	Vikings, 31-16 (TB) Vikings, 26-7 (M)
1986	Vikings, 23-10 (TB) Vikings, 45-13 (M)
1987	Buccaneers, 20-10 (TB) Vikings, 23-17 (M)
1988	Vikings, 14-13 (M) Vikings, 49-20 (TB)
1989	Vikings, 17-13 (M) Vikings, 24-10 (TB)
1990	Buccaneers, 23-20 (M)* Buccaneers, 26-13 (TB)
1991	Vikings, 28-13 (M)
1992	Vikings, 26-24 (TB)
1992	Vikings, 26-20 (M)
1993	Vikings, 35-7 (TB) Buccaneers, 23-10 (TB)

1994	Vikings, 36-13 (TB) Buccaneers, 20-17 (M)*
1995	Buccaneers, 20-17 (TB)* Vikings, 31-17 (M)
1996	Buccaneers, 24-13 (TB) Vikings, 21-10 (M)
1997	Buccaneers, 28-14 (M) Vikings, 10-6 (TB)
1998	Vikings, 31-7 (M) Buccaneers, 27-24 (TB)
1999	Vikings, 21-14 (M) Buccaneers, 24-17 (TB)
2000	Vikings, 30-23 (M) Buccaneers, 41-13 (TB)
2001	Vikings, 20-16 (M) Buccaneers, 41-14 (TB)
2002	Buccaneers, 38-24 (TB)
2005	Buccaneers, 24-13 (M)
2008	Buccaneers, 19-13 (TB)
2011	Buccaneers, 24-20 (M)
2012	Buccaneers, 36-17 (M)
2014	Vikings, 19-13 (TB)*

\* Overtime

**NEW ENGLAND**

1976	Patriots, 31-14 (TB)
1985	Patriots, 32-14 (TB)
1988	Patriots, 10-7 (NE)*
1997	Buccaneers, 27-7 (TB)
2000	Buccaneers, 21-16 (NE)
2005	Patriots, 28-0 (NE)
2009	Patriots, 35-7 (LDN)**
2013	Patriots, 23-3 (NE)

\* Overtime

\*\*Game played in London, NFL International Series

**NEW ORLEANS**

1977	Buccaneers, 33-14 (NO)
1978	Saints, 17-10 (TB)
1979	Saints, 42-14 (TB)
1981	Buccaneers, 31-14 (NO)
1982	Buccaneers, 13-10 (NO)
1983	Saints, 24-21 (TB)
1984	Saints, 17-13 (NO)
1985	Saints, 20-13 (NO)
1986	Saints, 38-7 (NO)
1987	Saints, 44-34 (NO)
1988	Saints, 13-9 (NO)
1989	Buccaneers, 20-10 (TB)
1990	Saints, 35-7 (NO)
1991	Saints, 23-7 (NO)
1992	Saints, 23-21 (NO)
1994	Saints, 9-7 (TB)
1996	Buccaneers, 13-7 (TB)
1998	Saints, 9-3 (NO)
1999	Buccaneers, 31-16 (NO)
2001	Buccaneers, 48-21 (TB)
2002	Saints, 26-20 (TB)* Saints, 23-20 (NO)
2003	Saints, 17-14 (TB) Buccaneers, 14-7 (NO)
2004	Buccaneers, 20-17 (NO) Saints, 21-17 (TB)
2005	Buccaneers, 10-3 (NO)# Buccaneers, 27-13 (TB)
2006	Saints, 24-21 (NO) Saints, 31-14 (TB)
2007	Buccaneers, 31-14 (TB) Buccaneers, 27-23 (NO)
2008	Saints, 24-20 (NO) Buccaneers, 23-20 (TB)

2009	Saints, 38-7 (TB) Buccaneers 20-17, (NO)*
2010	Saints, 31-6 (TB) Buccaneers, 23-13 (NO)
2011	Buccaneers, 26-20 (TB) Saints, 27-16 (NO)
2012	Saints, 35-28 (TB) Saints, 41-0 (NO)
2013	Saints, 16-14 (TB) Saints, 41-17 (NO)
2014	Saints, 37-31 (NO)* Saints, 23-20 (TB)
2015	Buccaneers, 26-19 (NO) Saints, 24-17 (TB)

\*Overtime

#Game Played in Baton Rouge, LA

**NEW YORK GIANTS**

1977	Giants, 10-0 (TB)
1978	Giants, 19-13 (TB) Giants, 17-14 (NY)
1979	Giants, 17-14 (NY) Buccaneers, 31-3 (TB)
1980	Buccaneers, 30-13 (TB)
1984	Giants, 17-14 (NY) Buccaneers, 20-17 (TB)
1985	Giants, 22-20 (NY)
1991	Giants, 21-14 (TB)
1993	Giants, 23-7 (NY)
1997	Buccaneers, 20-8 (NY)
1998	Buccaneers, 20-3 (TB)
1999	Giants, 17-13 (TB)
2003	Buccaneers, 19-13 (TB)
2006	Giants, 17-3 (NY)
2007	Giants, 24-14 (TB)**
2009	Giants, 24-0 (TB)
2012	Giants, 41-34 (NY)
2015	Giants, 32-18 (TB)

\*\* NFC Wild Card Playoff Game

**NEW YORK JETS**

1976	Jets, 34-0 (NY)
1982	Jets, 32-17 (NY)
1984	Buccaneers, 41-21 (TB)
1985	Jets, 62-28 (NY)
1990	Jets, 16-14 (TB)
1991	Jets, 16-13 (NY)
1997	Jets, 31-0 (NY)
2000	Jets, 21-17 (TB)
2005	Jets, 14-12 (NY)
2009	Jets, 26-3 (TB)
2013	Jets, 18-17 (NY)

**OKLAND<sup>^</sup>**

1976	Raiders, 49-16 (O)
1981	Raiders, 18-16 (O)
1993	Raiders, 27-20 (LA)
1996	Buccaneers, 20-17 (TB)*
1999	Raiders, 45-0 (O)
2002	Buccaneers, 48-21 (SD)**
2004	Raiders, 30-20 (O)
2008	Raiders, 31-24 (TB)
2012	Buccaneers, 42-32 (O)

<sup>^</sup>Franchise located in Los Angeles from 1982-94

\*\* Overtime

\*\*Super Bowl XXXVII in San Diego



## PHILADELPHIA

1977	Eagles, 13-3 (P)
1979	Buccaneers, 24-17 (TB) **
1981	Eagles, 20-10 (P)
1988	Eagles, 41-14 (TB)
1991	Buccaneers, 14-13 (TB)
1995	Buccaneers, 21-6 (P)
1999	Buccaneers, 19-5 (P)
2000	Eagles, 21-3 (P)***
2001	Eagles, 17-13 (TB)
	Eagles, 31-9 (P)***
2002	Eagles, 20-10 (P)
	Buccaneers, 27-10 (P)****
2003	Buccaneers, 17-0 (P)
2006	Buccaneers, 23-21 (TB)
2009	Eagles, 33-14 (P)
2012	Eagles, 23-21 (TB)
2013	Eagles, 31-20 (TB)
2015	Buccaneers, 45-17 (P)

\*\* NFC Divisional Playoff Game

\*\*\* NFC Wild Card Playoff Game

\*\*\*\* NFC Championship Game

## PITTSBURGH

1976	Steelers, 42-0 (P)
1980	Steelers, 24-21 (TB)
1983	Steelers, 17-12 (P)
1989	Steelers, 31-22 (TB)
1998	Buccaneers, 16-3 (TB)
2001	Steelers, 17-10 (TB)
2002	Steelers, 17-7 (TB)
2006	Steelers, 20-3 (P)
2010	Steelers, 38-13 (TB)
2014	Buccaneers, 27-24 (P)

## SAN DIEGO

1976	Chargers, 23-0 (TB)
1981	Chargers, 24-23 (TB)
1987	Chargers, 17-13 (TB)
1990	Chargers, 41-10 (SD)
1992	Chargers, 29-14 (SD)
1993	Chargers, 32-17 (TB)
1996	Buccaneers, 25-17 (SD)
2004	Chargers, 31-24 (SD)
2008	Chargers, 41-24 (TB)
2012	Buccaneers, 34-24 (TB)

## SAN FRANCISCO

1977	49ers, 20-10 (SF)
1978	49ers, 6-3 (SF)
1979	49ers, 23-7 (SF)
1980	Buccaneers, 24-23 (SF)
1983	49ers, 35-21 (SF)
1984	49ers, 24-17 (SF)
1986	49ers, 31-7 (TB)
1987	49ers, 24-10 (TB)
1989	49ers, 20-16 (TB)
1990	49ers, 31-7 (SF)
1992	49ers, 21-14 (SF)
1993	49ers, 45-21 (TB)
1994	49ers, 41-16 (SF)
1997	Buccaneers, 13-6 (TB)
2002	Buccaneers, 31-6 (TB)**
2003	49ers, 24-7 (SF)
2004	Buccaneers, 35-3 (TB)
2005	49ers, 15-10 (SF)
2007	49ers, 21-19 (SF)
2010	Buccaneers, 21-0 (SF)
2011	49ers, 48-3 (SF)
2013	49ers, 33-14 (TB)

\*\* NFC Divisional Playoff Game

## SEATTLE

1976	Seahawks, 13-10 (TB)
1977	Seahawks, 30-23 (S)
1994	Seahawks, 22-21 (S)
1996	Seahawks, 17-13 (TB)
1999	Buccaneers, 16-3 (S)
2004	Seahawks, 10-6 (TB)
2006	Seahawks, 23-7 (TB)
2007	Seahawks, 20-6 (S)
2008	Buccaneers, 20-10 (TB)
2009	Buccaneers, 24-7 (S)
2010	Buccaneers, 38-15 (TB)
2013	Seahawks, 27-24 (S)*

\* Overtime

## TENNESSEE^

1976	Oilers, 20-0 (H)
1980	Oilers, 20-14 (H)
1983	Buccaneers, 33-24 (TB)
1989	Oilers, 20-17 (H)
1995	Oilers, 19-7 (H)
1998	Oilers, 31-22 (TB)
2001	Titans, 31-28 (T)*
2003	Titans, 33-13 (T)
2007	Buccaneers, 13-10 (TB)
2011	Titans, 23-17 (T)

^ Franchise located in Houston prior to 1997

\* Overtime

## WASHINGTON

1977	Redskins, 10-0 (TB)
1982	Redskins, 21-13 (TB)
1989	Redskins, 32-28 (W)
1993	Redskins, 23-17 (TB)
1994	Buccaneers, 26-21 (TB)
	Buccaneers, 17-14 (W)
1995	Buccaneers, 14-6 (TB)
1996	Buccaneers, 24-10 (TB)
1998	Redskins, 20-16 (W)
1999	Buccaneers, 14-13 (TB) **
2000	Redskins, 20-17 (W)*
2003	Buccaneers, 35-13 (W)
2004	Redskins, 16-10 (W)
2005	Buccaneers, 36-35 (TB)
	Redskins, 17-10 (TB)***
2006	Buccaneers, 20-17 (TB)
2007	Buccaneers, 19-13 (TB)
2009	Redskins, 16-13 (W)
2010	Buccaneers, 17-16 (W)
2012	Redskins, 24-22 (TB)
2014	Buccaneers, 27-7 (W)

\* Overtime

\*\* NFC Divisional Playoff Game

\*\*\* NFC Wild Card Playoff Game

## ALL-TIME DIVISIONAL STANDINGS

2002-Pres. Bucs compete in NFC South • 1977-2001 Bucs competed in NFC Central • 1976 Bucs competed in AFC West

Year	Overall	Division	Year	Overall	Division	Year	Overall	Division
<b>2015</b>			<b>2000</b>			<b>1987</b>		
• Carolina	15-1	5-1	• Minnesota	11-5	5-3	• Chicago	11-4	7-0
Atlanta	8-8	1-5	• Tampa Bay	10-6	4-4	• Minnesota	8-7	3-5
New Orleans	7-9	3-3	Green Bay	9-7	5-3	Green Bay	5-9-1	3-4
Tampa Bay	6-10	3-3	Detroit	9-7	3-5	Tampa Bay	4-11	3-4
			Chicago	5-11	3-5	Detroit	4-11	2-5
<b>2014</b>			<b>1999</b>			<b>1986</b>		
• Carolina	7-8-1	4-2	• Tampa Bay	11-5	5-3	• Chicago	14-2	7-1
• New Orleans	7-9	3-3	• Minnesota	10-6	4-4	Minnesota	8-8	6-2
Atlanta	6-10	5-1	• Detroit	8-8	4-4	Detroit	5-11	3-5
Tampa Bay	2-14	0-6	Green Bay	8-8	4-4	Green Bay	4-12	3-5
			Chicago	6-10	3-5	Tampa Bay	2-14	1-7
<b>2013</b>			<b>1998</b>			<b>1985</b>		
• Carolina	12-4	5-1	• Minnesota	15-1	7-1	• Chicago	15-1	8-0
• New Orleans	11-5	5-1	• Green Bay	11-5	4-4	Green Bay	8-8	6-2
Atlanta	4-12	1-5	Tampa Bay	8-8	4-4	Minnesota	7-9	3-5
Tampa Bay	4-12	1-5	Detroit	5-11	4-4	Detroit	7-9	2-6
			Chicago	4-12	1-7	Tampa Bay	2-14	1-7
<b>2012</b>			<b>1997</b>			<b>1984</b>		
• Atlanta	13-3	3-3	• Green Bay	13-3	7-1	• Chicago	10-6	7-1
Carolina	7-9	3-3	• Tampa Bay	10-6	3-5	Green Bay	8-8	5-3
New Orleans	7-9	3-3	• Minnesota	9-7	6-2	Tampa Bay	6-10	3-5
Tampa Bay	7-9	3-3	• Detroit	9-7	3-5	Detroit	4-11-1	3-5
			Chicago	4-12	1-7	Minnesota	3-13	2-6
<b>2011</b>			<b>1996</b>			<b>1983</b>		
• New Orleans	13-3	5-1	• Green Bay	13-3	7-1	• Detroit	9-7	7-1
• Atlanta	10-6	3-3	Minnesota	9-7	5-3	Green Bay	8-8	4-4
Carolina	6-10	2-4	Chicago	7-9	3-5	Chicago	8-8	4-4
Tampa Bay	4-12	2-4	Tampa Bay	6-10	2-6	Minnesota	8-8	4-4
			Detroit	5-11	3-5	Tampa Bay	2-14	1-7
<b>2010</b>			<b>1995</b>			<b>1982</b>		
• Atlanta	13-3	5-1	• Green Bay	11-5	5-3	(No official champion due to strike)		
• New Orleans	11-5	4-2	• Detroit	10-6	6-2	• Green Bay	5-3-1	1-2
Tampa Bay	10-6	3-3	Chicago	9-7	4-4	• Minnesota	5-4	3-1
Carolina	2-14	0-6	Minnesota	8-8	3-5	• Tampa Bay	5-4	2-1
			Detroit	7-9	2-6	• Detroit	4-5	3-3
<b>2009</b>			<b>1994</b>			Chicago	4-5	1-3
• New Orleans	13-3	4-2	• Minnesota	10-6	5-3	<b>1981</b>		
Atlanta	9-7	3-3	• Detroit	9-7	4-4	• Tampa Bay	9-7	6-2
Carolina	8-8	4-2	Chicago	8-8	3-5	Detroit	8-8	4-4
Tampa Bay	3-13	1-5	Tampa Bay	7-9	2-6	Green Bay	8-8	4-4
						Minnesota	7-9	4-4
<b>2008</b>			<b>1993</b>			Chicago	6-10	2-6
• Carolina	12-4	4-2	• Detroit	10-6	4-4	<b>1980</b>		
• Atlanta	11-5	3-3	• Minnesota	9-7	6-2	• Minnesota	9-7	5-3
Tampa Bay	9-7	3-3	• Chicago	9-7	4-4	Detroit	9-7	5-3
New Orleans	8-8	2-4	• Green Bay	9-7	3-5	Chicago	7-9	5-3
			Tampa Bay	6-10	2-6	Tampa Bay	5-10-1	1-6-1
<b>2007</b>			<b>1992</b>			Green Bay	5-10-1	3-4-1
• Tampa Bay	9-7	5-1	• Minnesota	11-5	7-1	<b>1979</b>		
Carolina	7-9	3-3	Green Bay	9-7	4-4	• Tampa Bay	10-6	6-2
New Orleans	7-9	3-3	Tampa Bay	5-11	3-5	• Chicago	10-6	5-3
Atlanta	4-12	1-5	Chicago	5-11	3-5	Minnesota	7-9	5-3
			Detroit	5-11	3-5	Green Bay	5-11	3-5
<b>2006</b>			<b>1991</b>			Detroit	2-14	1-7
• New Orleans	10-6	4-2	• Detroit	12-4	6-2	<b>1978</b>		
Carolina	8-8	5-1	• Chicago	11-5	7-1	• Minnesota	8-7-1	5-2-1
Atlanta	7-9	3-3	Minnesota	8-8	3-5	Green Bay	8-7-1	5-2-1
Tampa Bay	4-12	0-6	Green Bay	4-12	3-5	Detroit	7-9	4-4
			Tampa Bay	3-13	1-7	Chicago	7-9	3-5
<b>2005</b>			<b>1990</b>			Tampa Bay	5-11	2-6
• Tampa Bay	11-5	5-1	• Chicago	11-5	6-2	<b>1977</b>		
Carolina	11-5	4-2	Tampa Bay	6-10	5-3	• Minnesota	9-5	6-1
Atlanta	8-8	2-4	Detroit	6-10	3-5	• Chicago	9-5	6-1
New Orleans	3-13	1-5	Green Bay	6-10	3-5	Detroit	6-8	2-5
			Minnesota	6-10	3-5	Green Bay	4-10	2-5
<b>2004</b>			<b>1989</b>			Tampa Bay	2-12	0-4
• Atlanta	11-5	4-2	• Minnesota	10-6	6-2	<b>1976</b>		
New Orleans	8-8	3-3	Green Bay	10-6	5-3	• Oakland	13-1	7-0
Carolina	7-9	3-3	Detroit	7-9	4-4	Denver	9-5	5-2
Tampa Bay	5-11	2-4	Chicago	6-10	2-6	San Diego	6-8	2-5
			Tampa Bay	5-11	3-5	Kansas City	5-9	2-5
<b>2003</b>			<b>1988</b>			Tampa Bay	0-14	0-4
• Carolina	11-5	5-1	• Chicago	12-4	6-2			
New Orleans	8-8	3-3	• Minnesota	11-5	6-2			
Tampa Bay	7-9	2-4	Tampa Bay	5-11	4-4			
Atlanta	5-11	2-4	Detroit	4-12	2-6			
			Green Bay	4-12	2-6			
<b>2002</b>								
• Tampa Bay	12-4	4-2						
• Atlanta	9-6-1	4-2						
New Orleans	9-7	3-3						
Carolina	7-9	1-5						
<b>2001</b>								
• Chicago	13-3	6-2						
Green Bay	12-4	6-2						
• Tampa Bay	9-7	4-4						
Minnesota	5-11	3-5						
Detroit	2-14	1-7						

• Qualified for playoffs

# ALL-TIME ATTENDANCE

(Regular Season Only)

YEAR	HOME GAMES	ATTENDANCE	AVG	YEAR	ROAD GAMES	ATTENDANCE	AVG
1976	7	309,184	44,169	1976	7	324,086	46,298
1977	7	368,458	52,637	1977	7	341,766	48,824
1978	8	504,436	63,054	1978	8	396,292	49,537
1979	8	545,980	68,248	1979	8	436,994	54,624
1980	8	522,785	65,348	1980	8	437,098	54,637
1981	8	536,936	67,117	1981	8	465,102	58,138
1982	5	328,660	65,732	1982	4	197,874	49,469
1983	8	398,414	49,802	1983	8	476,909	59,614
1984	8	362,856	45,357	1984	8	431,596	53,950
1985	8	310,027	38,753	1985	8	374,307	46,788
1986	8	320,647	40,081	1986	8	349,832	43,729
1987	7	303,676	43,382	1987	8	361,959	45,245
1988	8	388,257	48,532	1988	8	364,421	45,553
1989	8	439,685	54,961	1989	8	412,571	51,571
1990	8	455,776	56,972	1990	8	440,138	55,017
1991	8	375,016	46,877	1991	8	419,459	52,432
1992	8	397,586	49,698	1992	8	415,198	51,900
1993	8	377,498	47,187	1993	8	474,685	59,336
1994	8	367,443	45,930	1994	8	418,623	52,328
1995	8	473,546	59,193	1995	8	431,130	53,891
1996	8	333,350	41,669	1996	8	437,307	54,663
1997	8	543,514	67,939	1997	8	459,316	57,415
1998	8	518,047	64,756	1998	8	491,128	61,391
1999	8	522,691	65,336	1999	8	478,176	59,772
2000	8	524,775	65,597	2000	8	555,954	69,494
2001	8	524,498	65,562	2001	8	513,830	64,229
2002	8	525,009	65,626	2002	8	519,889	64,986
2003	8	524,352	65,544	2003	8	562,981	70,373
2004	8	522,720	65,340	2004	8	523,354	65,419
2005	8	521,741	65,218	2005	8	523,095	65,387
2006	8	524,661	65,583	2006	8	546,120	68,265
2007	8	522,530	65,316	2007	8	537,314	67,164
2008	8	516,088	64,511	2008	8	532,965	66,621
2009	8*	525,194	65,649	2009	8	568,475	71,059
2010	8	394,513	49,314	2010	8	542,501	67,812
2011	8**	473,281	59,160	2011	8	545,969	68,246
2012	8	440,819	55,102	2012	8	563,638	70,455
2013	8	470,548	58,819	2013	8	545,574	68,197
2014	8	476,273	59,534	2014	8	546,545	68,318
2015	8	492,480	61,560	2015	8	548,916	68,615
<b>TOTALS</b>	<b>314</b>	<b>17,543,131</b>	<b>55,870</b>	<b>TOTALS</b>	<b>314</b>	<b>18,508,087</b>	<b>58,942</b>

\*Home game vs. New England (10/25/09) was played as part of the NFL's International Series at Wembley Stadium, London, England (84,254). \*\*Home game vs. Chicago (10/23/11) was played as part of the NFL's International Series at Wembley Stadium, London, England (76,981).

# TOP TEN ATTENDANCE

DATE	OPPONENT	SCORE	RESULT	CROWD
<b>Raymond James Stadium – Top 10 Attendance</b>				
1.	1/15/00	* Washington	14-13	W 65,835
2.	10/22/06	Philadelphia	23-21	W 65,808
3.	12/6/99	Minnesota	24-17	W 65,741
4.	10/15/06	Cincinnati	14-13	W 65,732
5.	12/26/99	Green Bay	29-10	W 65,723
6.	11/19/06	Washington	20-17	W 65,699
7.	12/10/06	Atlanta	17-6	L 65,691
8.	12/23/02	Pittsburgh	17-7	L 65,684
9.	11/24/02	Green Bay	21-7	W 65,672
10.	11/3/02	Minnesota	38-24	W 65,667

\* Playoff Game

# ALL-TIME ROSTER

To be listed on the all-time roster, a player must have been on the roster for at least one regular-season game. The 44 players who participated in 1987 replacement games only are listed separately at the end.

Red indicates active with Buccaneers.

PLAYER	POSITION	NUMBER	SCHOOL	SEASONS	YEARS	GAMES	STARTS
<b>A</b>							
Abdullah, Rabih	RB	26, 27	Lehigh	4	1998-01	43	1
Abraham, Clifton	CB	26	Florida State	1	1995	6	0
Abraham, Donnie	CB	21	East Tennessee State	6	1996-01	92	78
Acorn, Fred	CB	27	Texas	1	1984	16	1
Adams, Blue	CB/S	46	Cincinnati	2	2005-06	29	0
Adams, Gaines	DE	90	Clemson	3	2007-09	37	29
Adams, Kyle	TE	86	Purdue	1	2013	5	1
Adams, Michael	CB	21	Louisiana-Lafayette	1	2013	6	0
Adams, Scott	G	71	Georgia	1	1996	7	2
Adams, Theo	T	73	Hawaii	1	1993	7	0
<b>Adjei-Barimah, Jude</b>	<b>CB</b>	<b>38</b>	<b>Bowling Green</b>	<b>1</b>	<b>2015</b>	<b>13</b>	<b>7</b>
Ahanotu, Chidi	DE/DT	72, 90, 95	California	9	1993-00; 04	121	109
Alexander, Elijah	LB	59	Kansas State	1	1992	12	0
<b>Alexander, Kwon</b>	<b>LB</b>	<b>58</b>	<b>LSU</b>	<b>1</b>	<b>2015</b>	<b>12</b>	<b>12</b>
Allen, Greg	RB	28	Florida State	1	1986	2	0
<b>Allen, Josh</b>	<b>OL</b>	<b>61</b>	<b>Louisiana-Monroe</b>	<b>1</b>	<b>2014</b>	<b>4</b>	<b>0</b>
Allen, Roger	G	73	Missouri Western State	1	2012	5	0
Allen, Will	S	26, 37	Ohio State	6	2004-09	84	26
Alston, Jon	LB	50	Stanford	1	2010*	0	0
Alstott, Mike	FB	40	Purdue	12	1996-07*	158	137
Alward, Tom	G	67	Nebraska	1	1976	14	9
Anderson, Brandon	CB	38	Akron	1	2009	3	0
Anderson, Darren	CB	44	Toledo	2	1992-93	15	1
Anderson, Don	CB	23	Purdue	1	1987	11	0
Anderson, Gary	RB	40	Arkansas	4	1990-93	53	23
Anderson, Jerry	S	31	Oklahoma	1	1978	2	0
Anderson, Jesse	TE	89	Mississippi State	3	1990-92	32	4
Anderson, Vince	S	37	Webber International	1	2010	3	0
Andrus, Shane	K	3	Murray State	1	2009	3	0
Anno, Sam	LB	56	Southern California	3	1989-91	48	0
Anthony, Reidel	WR	85	Florida	5	1997-01	73	38
Anthony, Terry	WR	85	Florida State	2	1990-91	10	0
Arbubakr, Hasson	DE	69	Texas Tech	1	1983	16	1
Ariri, Obed	PK	2	Clemson	1	1984	16	0
Armstrong, Adger	FB	46, 40	Texas A&M	3	1983-85	42	14
Armstrong, Tjji	TE	86	Mississippi	4	1992-95	59	28
Arrington, Kyle	CB	29	Hofstra	1	2009	1	0
Asante, Larry	S	22	Nebraska	2	2010-2011	12	0
Askew, B.J.	FB	35	Michigan	3	2007-09	28	15
Austin, Cliff	RB	39	Clemson	1	1987	3	2
Austin, Darrell	G/C/T	69	South Carolina	2	1979-80	24	2
Austin, Eric	S	27	Jackson State	1	1996	2	0
<b>B</b>							
Baber, Billy	TE	44	Virginia	1	2004	1	0
Bailey, Don	C	61	Miami (FL)	1	1983	0	0
Ball, Larry	LB	53	Louisville	1	1976	13	0
<b>Banks, Johnthan</b>	<b>CB</b>	<b>27</b>	<b>Mississippi State</b>	<b>3</b>	<b>2013-</b>	<b>45</b>	<b>37</b>
Barber, Chris	CB	33	North Carolina A&T	1	1992	3	0
Barber, Mike	WR	84	Marshall	1	1992	2	0
Barber, Ronde	CB	20	Virginia	16	1997-12	241	232
Barker, Will	T	61	Virginia	1	2010	3	0
Barlow, Reggie	WR	84	Alabama State	2	2002-03	13	1
Barnes, Darian	FB	30	Hampton	2	2002-03	20	0
Barnhardt, Tommy	P	6	North Carolina	3	1996-98	38	0
Barrett, David	RB	30	Houston	1	1982	7	0
Barron, Mark	S	24, 23	Alabama	3	2012-14	37	37
Bartalo, Steve	RB	42	Colorado State	1	1987	9	0
<b>Barth, Connor</b>	<b>K</b>	<b>10</b>	<b>North Carolina</b>	<b>6</b>	<b>2009-13*, 2015</b>	<b>68</b>	<b>0</b>
Battaglia, Marco	TE	81	Rutgers	1	2002	2	0
Bax, Carl	G	75	Missouri	2	1989-90	15	10
Becht, Anthony	TE	88	West Virginia	3	2005-07	48	34
Beckles, Ian	G	62	Indiana	7	1990-96	101	97

Bell, Jerry	TE	82	Arizona State	5	1982-86	60	30
Bell, Kerwin	QB	11	Florida	1	1989	0	0
Bell, Ricky	RB	42	Southern California	5	1977-81	60	50
Bell, Theo	WR	83	Arizona	5	1981-85	70	13
Bellisari, Greg	LB	52	Ohio State	2	1997-98	16	0
Benjamin, Ryan	LS	66	South Florida	2	2002-03	26	0
Benn, Arrelious	WR	17	Illinois	3	2010-12	37	23
Bennett, Charles	DE	93, 92	Clemson	2	2006-07*	3	0
Bennett, Michael A.	RB	29	Wisconsin	2	2007-08	13	1
Bennett, Michael	DL	71	Texas A&M	4	2009-12	50	27
Berns, Rick	RB	36	Nebraska	2	1979-80	32	3
Bidwell, Josh	P	9	Oregon	6	2004-09*	80	0
Biggers, E.J.	CB	31	Western Michigan	4	2009-12*	45	24
Bishop, Harold	TE	89	Louisiana State	1	1994	6	0
Black, Ahmad	S	43	Florida	3	2011-13	24	3
Black, Quincy	LB	58	New Mexico	6	2007-12	81	40
Blackman, Ken	G	66	Illinois	1	1999	0	0
Blados, Brian	G	69	South Carolina	1	1992	2	0
Blahak, Joe	CB	21	Nebraska	1	1976	2	1
Blanchard, Tom	P	16	Oregon	3	1979-81	35	0
Bligen, Dennis	RB	38	St. John's	1	1986	2	0
Blount, Jeb	QB	17	Tulsa	1	1977	5	4
Blount, LeGarrette	RB	27	Oregon	3	2010-12	40	21
Boatner, Mack	RB	34	Southeast Louisiana	1	1986	7	0
Bolden, Juran	CB	21	Mississippi Delta	2	2005-06	32	13
Bonness, Rik	LB	53	Nebraska	3	1977-79	45	2
Booty, John	S	44	TCU	1	1995	7	2
Boryla, Mike	QB	10	Stanford	2	1977-78*	1	1
Boston, David	WR	89	Ohio State	1	2007	0	0
Bouie, Tony	S	23	Arizona	4	1995-98	57	4
Bowers, Da'Quan	DE	91	Clemson	5	2011-15	53	10
Boyett, Lon	TE	84	Cal State-Northridge	1	1977	0	0
Bradford, Allen	RB	21	Southern California	1	2011	1	0
Bradley, Jon	DT	73, 91	Arkansas State	3	2004-06	26	3
Bradley, Mark	WR	16	Oklahoma	1	2009	0	0
Brady, Ed	LB	53	Illinois	4	1992-95	64	0
Brady, Jeff	LB	57	Kentucky	1	1994	16	0
Brady, Ricky	TE	49	Oklahoma	1	1997^	0	0
Braggs, Byron	DE	71	Alabama	1	1984	14	0
Brantley, Scot	LB	52	Florida	8	1980-87	114	71
Branton, Gene	TE/WR	80	Texas Southern	2	1983, 85	3	0
<b>Brate, Cameron</b>	<b>TE</b>	<b>84</b>	<b>Harvard</b>	<b>2</b>	<b>2014-15</b>	<b>19</b>	<b>5</b>
Brien, Doug	K	4	California	1	2001	2	0
Bright, Leon	RB/KR	29	Florida State	2	1984-85	21	0
Brindza, Kyle	K	2	Notre Dame	1	2015	4	0
Briscoe, Dezmon	WR	89	Kansas	2	2010-2011	18	2
Brooks, Derrick	LB	55	Florida State	14	1995-08	224	221
Brooks, James	RB	20	Auburn	1	1992	2	0
Brooks, Reggie	RB	41	Notre Dame	1	1996	11	4
Brown, Aaron	LB	55	Ohio State	3	1978-80	44	2
Brown, Cedric	S	34	Kent	9	1976-84	100	95
<b>Brown, Kourtnei</b>	<b>DE</b>	<b>91</b>	<b>Clemson</b>	<b>1</b>	<b>2015</b>	<b>4</b>	<b>0</b>
Brown, Lomas	T	75	Florida	1	2002	11	0
Brown, Selwyn	S	28	Miami (FL)	1	1988	4	0
Brown, Tim	WR	81	Notre Dame	1	2004	15	4
Browner, Joey	S	47	Southern California	1	1992	7	2
Browner, Keith	LB	57	Southern California	3	1984-86	47	28
Brownlow, Darrick	LB	55	Illinois	2	1992-93	31	4
Bruhlin, John	G	69	Tennessee	4	1988-91	49	21
Bryan, Chris	P	9	None	1	2010	4	0
Bryant, Anthony	DT	64	Alabama	1	2005	4	0
Bryant, Antonio	WR	89	Pittsburgh	2	2008-09	29	26
Bryant, Matt	K	3	Baylor	4	2005-08	63	0
Buchanon, Phillip	CB	31	Miami (FL)	3	2006-08	42	33
Buckley, Curtis	S	28	East Texas State	3	1993-95	38	2
Buening, Dan	G	72	Wisconsin	3	2005-07	25	23
Bujnoch, Glenn	G	77	Texas A&M	2	1983-84	14	5
Burnette, Reggie	LB	56, 50	Houston	2	1992-93	20	4
Burns, Keith	LB	51	Oklahoma State	1	2004	16	0
Bussey, Barney	S/LB	27	South Carolina State	3	1993-95	40	27
Butler, Crezdon	CB	26	Clemson	1	2014	11	3

Butler, Gary	TE	82	Rice	1	1977	4	0
Byham, Nate	TE	82	Pittsburgh	2	2012-13	15	5
<b>C</b>							
Calhoun, Mike	DT/DE	70	Notre Dame	1	1980	3	0
Campbell, Darrell	DT	60	Notre Dame	1	2006	0	0
Campbell, Joe	DE	79	Maryland	1	1981	7	0
Cannida, James	DT	98	Nevada-Reno	4	1998-01	40	2
Cannon, John	DE/DT	78	William & Mary	9	1982-90	122	72
Capece, Bill	PK	3	Florida State	3	1981-83	37	0
Cargile, Steve	S	37	Columbia	1	2009	1	0
Carimi, Gabe	G/T	72	Wisconsin	1	2013	14	3
Carlson, Jeff	QB	7	Weber State	2	1990-91	4	1
Carlton, Darryl	T	70	Tampa	3	1977-79	43	27
Carney, John	PK	3, 4	Notre Dame	2	1988-89	5	0
Carpenter, Rudy	QB	12	Arizona State	3	2009-11	1	0
Carr, Deveron	CB	33	Arizona State	1	2013	9	0
Carrier, Mark	WR	88, 89	Nicholls State	6	1987-92	88	80
Carroll, Jay	TE	86	Minnesota	1	1984	16	2
Carter, Blanchard	G	66	UNLV	1	1977	13	0
Carter, Brandon	G	60	Texas Tech	1	2010	1	0
Carter, Bruce	LB	50	North Carolina	1	2015	14	3
Carter, Carl	CB	44	Texas Tech	1	1991	11	10
Carter, Gerald	WR	87	Texas A&M	8	1980-87	100	61
Carter, Kevin	DE/DT	93	Florida	2	2007-08	32	30
Carter, Louis	RB	32	Maryland	3	1976-78	44	15
Carter, Marty	S	23	Middle Tennessee State	4	1991-94	62	55
Carver, Melvin	RB	28	UNLV	4	1982-85	32	11
Cash, Antoine	LB	52	Southern Mississippi	2	2006-07*	16	0
Casillas, Jonathan	LB	52	Wisconsin	2	2013-14	17	7
Castille, Jeremiah	CB	23	Alabama	4	1983-86	60	45
Cerqua, Marq	LB	58	Carson-Newman	1	2001	3	0
Cesare, Billy	CB	44	Miami (FL)	3	1978-79; 81	42	0
Chambers, Wally	DE	60	Eastern Kentucky	2	1978-79	28	18
Chamblee, Al	DE	57	Virginia Tech	2	1991-92	22	3
Chandler, Chris	QB	17	Washington	2	1990-91	13	6
Charleston, Jeff	DE	92	Idaho State	1	2012	0	0
<b>Cherilus, Gosder</b>	<b>T</b>	<b>78</b>	<b>Boston College</b>	<b>1</b>	<b>2015</b>	<b>13</b>	<b>13</b>
Christie, Steve	PK	2	William & Mary	2	1990-91	32	0
Christy, Jeff	C	62	Pittsburgh	3	2000-02	47	47
Chukwurah, Patrick	LB/DE	54, 94	Wyoming	2	2007-08	9	0
Ciurciu, Vinny	FB	44	Boston College	1	2003	8	0
Charleston, Jeff	DE	92	Idaho State	1	2012	0	0
Claiborne, Robert	WR	81	San Diego State	1	1993	5	0
Clark, Brian M.	PK	5	Florida	1	1982	1	0
Clark, Brian R.	WR	87, 18	North Carolina State	3	2007-09	24	0
Clark, Dallas	TE	44	Iowa	1	2012	16	7
Clark, Randy	S	31	Florida	1	1984	2	0
Clayborn, Adrian	DE	94	Iowa	4	2011-14	36	36
Claybrooks, DeVone	DT	93	East Carolina	1	2002	2	0
Clayton, Michael	WR	80	LSU	6	2004-09	84	56
Clinkscales, Joey	WR	83	Tennessee	1	1988	3	0
Cobb, Reggie	RB	34, 33	Tennessee	4	1990-93	60	47
Cobb, Robert	DE	67	Arizona	1	1982	3	0
Cocroft, Sherman	S	25	San Jose State	1	1989	10	2
Coleman, Cosey	G	60	Tennessee	5	2000-04	71	63
Coleman, Sidney	LB	53, 50	Southern Mississippi	4	1988-90; 92	37	10
Collins, Anthony	T	73	Kansas	1	2014	10	10
Collins, Shawn	WR	89	Northern Arizona	1	1993	0	0
Colmer, Chris	T	61	North Carolina State	2	2005-06	0	0
Colzie, Neal	S	20	Ohio State	4	1980-83	46	29
Comella, Greg	FB	34	Stanford	1	2004	7	0
Compas, Jonathan	C	61	California-Davis	1	2009	2	0
<b>Conte, Chris</b>	<b>S</b>	<b>23</b>	<b>California</b>	<b>1</b>	<b>2015</b>	<b>14</b>	<b>13</b>
Cook, Jameel	FB	43, 33	Illinois	6	2001-05; 08	82	18
Cooper, Bert	LB	56	Florida State	1	1976	12	3
Cooper, Mark	T/G	71	Miami (FL)	3	1987-89	25	7
Cooper, Marquis	LB	58	Washington	2	2004-05	26	0
Copeland, Horace	WR	88, 89	Miami (FL)	6	1993-98*	58	28
Cotney, Mark	S	33	Cameron State	9	1976-84*	113	92
Courson, Steve	G	72	South Carolina	2	1984-85	30	25
Cousins, Oniel	OL	75	UTEP	1	2014	16	7

Covington, Tony	S	25	Virginia	4	1991-94*	31	15
Cox, Torrie	CB	27, 24	Pittsburgh	7	2003-09*	56	4
Crabtree, Tom	TE	84	Miami (OH)	1	2013	7	5
Crawford, Casey	TE	89	Virginia	1	2002	4	0
Crisman, Joel	G	68	Southern California	1	1996	9	0
Criswell, Ray	P	13	Florida	2	1987-88	19	0
Crockett, Zack	FB	30	Florida State	1	2007	1	0
Crowder, Randy	DE/DT	71	Penn State	3	1978-80	32	10
Crowder, Tim	DE	96	Texas	3	2009-11	41	13
Crowell, Angelo	LB	59	Virginia	1	2009*	0	0
Culpepper, Brad	DT	73, 77	Florida	6	1994-99	93	80
Culpepper, Willie	WR	81	Southwest Louisiana	1	1992	3	0
Current, Mike	T	74	Ohio State	1	1976	14	14
Curry, Craig	S	31	Texas	3	1984-86	37	16
Curry, DeMarcus	T	76	Auburn	2	2000-01	3	0
Curry, Eric	DE	75	Alabama	5	1993-97	59	44
Cutrerera, Jacob	LB	51	LSU	3	2011-13*	16	0

D

Darby, Alvis	TE	82	Florida	1	1978	6	1
Darby, Chartric	DT	91	South Carolina State	4	2001-04	61	23
Darby, Kenneth	RB	33	Alabama	1	2007	1	0
Darns, Phil	DE	75	Mississippi Valley State	1	1984	2	0
<b>David, Lavonte</b>	<b>LB</b>	<b>54</b>	<b>Nebraska</b>	<b>4</b>	<b>2012-15</b>	<b>62</b>	<b>62</b>
Davis, Anthony	RB	28	Southern California	1	1977	11	6
Davis, Anthony	T	69	Virginia Tech	6	2003-08	47	32
Davis, Charlie	RB	26	Colorado	1	1976	7	4
Davis, Don	LB	58	Kansas	3	1998-00	35	0
Davis, Gary	RB	28	Cal Poly SLO	2	1980-81	22	2
Davis, Greg	PK	8	The Citadel	1	1987	0	0
Davis, Jeff	LB	58	Clemson	6	1982-87	83	72
Davis, John	TE	80, 87	Emporia State	3	1997-99	40	2
Davis, Johnny	FB	38	Alabama	3	1978-80	46	20
Davis, Reuben	DE	79	North Carolina	5	1988-92	65	55
Davis, Ricky	DB	27	Alabama	1	1976	11	0
Davis, Sammy	CB	22	Texas A&M	1	2007	14	1
Davis, Tony	RB	27	Nebraska	3	1979-81	47	2
Davis, Tyree	WR	82	Central Arkansas	2	1994-95	1	0
Dawsey, Lawrence	WR	80	Florida State	5	1991-95	57	41
Dawson, Skye	WR	18	Texas Christian	1	2013	7	0
DeBerg, Steve	QB	17	San Jose State	6	1984-87; 92-93	64	37
Deese, Derrick	T	70	Southern California	1	2004	16	16
Delaney, Jeff	S	24	Pittsburgh	1	1981	2	0
Demps, Jeff	RB	28	Florida	1	2013	2	0
Denman, Chris	T	74	Fresno State	1	2007*	0	0
<b>DePaola, Andrew</b>	<b>LS</b>	<b>48</b>	<b>Rutgers</b>	<b>2</b>	<b>2014-15</b>	<b>32</b>	<b>0</b>
Diaz, Jorge	G	64	Texas A&M-Kingsville	4	1996-99	52	45
Dickinson, Parnell	QB	18	Mississippi Valley State	1	1976	8	1
Dierking, Scott	FB/RB	25	Purdue	1	1984	8	2
Dile, Marc	OL	62	South Florida	1	2009	0	0
Diles, Zac	LB	53	Kansas State	1	2011	7	0
Differ, Trent	QB	12	Fresno State	6	1994-99	79	76
Dilger, Ken	TE	85	Illinois	3	2002-04	47	44
Dill, Scott	G/T	76	Memphis	6	1990-95	59	46
Dimry, Charles	CB	39	UNLV	3	1994-96	48	39
Dixon, Brandon	CB	39	Northwest Missouri State	1	2014	14	0
Dixon, Dwayne	WR	81	Florida	2	1984; 87	12	0
Dogins, Kevin	C	65	Texas A&M-Kingsville	5	1996-00	18	9
Dombrowski, Paul	S	47	Linfield (OR)	1	1985	6	0
<b>Dotson, Demar</b>	<b>T</b>	<b>69</b>	<b>Southern Mississippi</b>	<b>6</b>	<b>2009-15*</b>	<b>76</b>	<b>52</b>
Dotson, Santana	DT/DE	71	Baylor	4	1992-95	64	46
Douglas, Derrick	RB	37	Louisiana Tech	1	1990	0	0
Douglas, David	WR	89	Arizona	1	2012	1	0
Douglas, Freddie	WR	84	Arkansas	1	1976	7	1
Drewrey, Willie	WR/PR	87	West Virginia	4	1989-92	57	3
DuBose, Demetrios	LB	93	Notre Dame	4	1993-96	60	5
DuBose, Jimmy	RB	35	Florida	3	1976-78	33	15
Duckens, Mark	DE/DT	95	Arizona State	1	1992	5	3
Dudley, Rickey	TE	88	Ohio State	3	2002-04	24	5
Duncan, Jamie	LB	59	Vanderbilt	4	1998-01	59	36
Dunn, K.D.	TE	80, 85	Clemson	2	1985-86	14	0
Dunn, Warrick	RB	28	Florida State	6	1997-01; 08	91	71
<b>Dye, Donteaa</b>	<b>WR</b>	<b>17</b>	<b>Heidelberg</b>	<b>1</b>	<b>2015</b>	<b>10</b>	<b>6</b>

## ADMINISTRATION

			E				
Easmon, Ricky	CB	26	Florida	2	1985-86	15	2
Eckwood, Jerry	RB	43	Arkansas	3	1979-81	47	30
Economos, Andrew	LS	48	Georgia Tech	7	2006-13	108	0
Edmonds, Bobby Joe	RB/KR	41	Arkansas	1	1995	16	0
Edwards, Kadeem	G	71, 73	Tennessee State	1	2014	0	0
Edwards, Mario	CB	27	Florida State	1	2004	15	3
Elder, Donnie	S/CB	40	Memphis	2	1988-89	32	0
Ellison, Jerry	RB	37	Tenn.-Chattanooga	4	1995-98	64	5
English, Larry	DE	57	Northern Illinois	2	2014-15*	12	1
Emanuel, Bert	WR	87	Rice	2	1998-99	22	21
Erickson, Craig	QB	7	Miami (FL)	3	1992-94	37	30
Eubanks, Darius	LB	49	Georgia Southern	1	2015	0	0
Evans, James	FB	38	Southern	1	1987	1	0
Evans, Maurice	DE	96	Penn State	1	2009	0	0
<b>Evans, Mike</b>	<b>WR</b>	<b>13</b>	<b>Texas A&amp;M</b>	<b>2</b>	<b>2014-15</b>	<b>30</b>	<b>29</b>
Everett, Eric	CB/S	42	Texas Tech	1	1990	16	0
Everett, Thomas	S	22	Baylor	2	1994-95	28	25

## PLAYERS

			F				
Faine, Jeff	C	52	Notre Dame	4	2008-2011	51	51
Farmer, Dave	FB	41	Southern California	1	1978	3	0
Farmer, Karl	WR	84	Pittsburgh	1	1978	2	0
Farquhar, John	TE	89	Duke	1	1996	1	0
Farrell, Sean	G/T	62	Penn State	5	1982-86	64	59
Fatinikun, Olatunji	DE	96	Toledo	2	2014-15	12	0
Ferguson, Joe	QB	12	Arkansas	2	1988-89	7	3
Fest, Howard	G-T	72	Texas	2	1976-77	15	14
Fielder, Don	DE	65	Kentucky	1	1985	11	0
Figurs, Yamon	WR	16	Kansas State	1	2009	3	0
Fletcher, Dane	LB	50	Montana State	1	2014	16	4
Ford, Chris	WR	81	Lamar	1	1990	1	0
Ford, Mike	QB	10	SMU	2	1981-82	0	0
Foster, Mason	LB	59	Washington	4	2011-	57	54
Fragel, Reid	T	79	Ohio State	1	2015	1	0
France, Todd	K	4	Toledo	1	2005	1	0
Franklin, Collin	TE	85	Iowa State	1	2011	2	0
Franklin, Larry	WR	80	Jackson State	1	1978	2	0
Franklin, Pat	RB	35	Southwest Texas State	1	1986	8	1
Freeman, Josh	QB	5	Kansas State	5	2009-13	60	57
Freeman, Phil	WR	81	Arizona	3	1985-87	37	11
Freitas, Rockne	T	74	Oregon State	1	1978	13	2
Frey, Isaiah	CB	32, 28	Nevada	1	2014	8	0
Frizzell, William	S	33	N. Carolina Central	1	1991	16	4
Frost, Scott	S	21	Nebraska	1	2003	4	0
Fullington, Darrell	S	27	Miami (FL)	2	1991-92	27	13
Fulton, Xavier	T	68	Illinois	1	2009*	0	0
Fusina, Chuck	QB	14	Penn State	3	1979-81	7	0
Futrell, Bobby	CB/S	36	Elizabeth City State	5	1986-90	61	17

## 2015 REVIEW

## HISTORY

			G				
Gaitor, Anthony	CB	26	Florida International	3	2011-2013*	12	2
Galloway, Joey	WR	84	Ohio State	5	2004-08	66	56
Gant, Brian	LB	91	Illinois State	1	1987	11	3
Gant, Kenneth	S	29	Albany (GA) State	3	1995-97	41	3
Garcia, Frank	P	5	Arizona	5	1983-87	76	0
Garcia, Jeff	QB	7	San Jose State	2	2007-08	25	24
Garner, Charlie	RB	30	Tennessee	1	2004	3	3
Garrett, Jason	QB	17	Princeton	1	2004	0	0
Gates, Lionel	RB	28	Louisville	2	2006-07	1	0
Gay, Everett	WR	89	Texas	1	1989	0	0
<b>George, Jeremiah</b>	<b>LB</b>	<b>52</b>	<b>Iowa State</b>	<b>1</b>	<b>2015</b>	<b>15</b>	<b>0</b>
Gessner, Chas	WR	83	Brown	1	2007	1	0
<b>Gholston, William</b>	<b>DE</b>	<b>92</b>	<b>Michigan State</b>	<b>3</b>	<b>2013-15</b>	<b>43</b>	<b>22</b>
Gibson, David	S	46, 34, 22	Southern California	4	2000-03	34	0
Gibson, Gary	DT	95	Rutgers	2	2012-13	29	2
Gilbeaux, Brandon	DE	72	Delaware	1	2010*	0	0
Gilberry, Wallace	DL	92	Alabama	1	2012	0	0
Giles, Jimmie	TE	88	Alcorn State	9	1978-86	121	112
Gilkey, Garrett	OL	72	Chadron State	1	2014	16	1
Gill, Randy	LB	49	San Jose State	1	1978	1	0
Gillespie, Willie	WR	83	Tenn.-Chattanooga	1	1986	2	0
Gilmore, John	TE	88	Penn State	3	2008-10	45	23

## RECORDS

## SIDELINES



Gilreath, David	WR	84	Wisconsin	1	2012	0	0
Gladman, Charles	RB	37	Pittsburgh	1	1987	2	0
Glanton, Adarius	LB	53	Florida Atlantic	1	2015	5	0
Glaud, Ka'lial	LB	58	Rutgers	1	2013	7	0
<b>Glennon, Mike</b>	<b>QB</b>	<b>8</b>	<b>North Carolina State</b>	<b>3</b>	<b>2013-15</b>	<b>19</b>	<b>18</b>
Goff, Robert	DE	94	Auburn	2	1988-89	28	18
Gold, Ian	LB	52	Michigan	1	2004	16	13
Golden, Jack	LB	58	Oklahoma State	2	2002-03	17	0
Goldson, Dashon	S	38	Washington	2	2013-14	27	27
Golsteyn, Jerry	QB	11	Northern Illinois	2	1982-83	6	3
Gooch, Jeff	LB	50	Austin Peay	8	1996-01, 04-05*	105	22
Goode, Conrad	G	79	Missouri	1	1987	11	2
Goode, Kerry	RB	27	Alabama	1	1988	14	5
Goode, Najee	LB	53	West Virginia	1	2012	2	0
Goodspeed, Dan	T	64	Kent State	1	2002	0	0
Gordon, Sonny	S	31	Ohio State	1	1987	7	0
Gorrer, Danny	CB	36	Texas A&M	2	2012-13	13	1
Gradkowski, Bruce	QB	7, 5	Toledo	2	2006-07	17	11
Graham, Dan	C	65	Northern Illinois	1	1989	0	0
Graham, Don	LB	53	Penn State	1	1987	2	0
Graham, Earnest	RB	34, 33	Florida	8	2004-11	98	35
Gramatica, Martin	K	7, 10	Kansas State	6	1999-04	89	0
Grant, Darryl	DT	97	Rice	1	1991	2	0
Grant, David	DT	99	West Virginia	1	1992	2	0
Grant, Frank	WR	83	South Colorado State	1	1978	10	4
Gray, Jerry	S	20	Texas	1	1993	14	5
Green, Cornell	T/G	74	Central Florida	3	2002-03, 06	37	8
Green, Dave	P/K	4	Ohio	3	1976-78	44	0
Green, Hugh	LB	53	Pittsburgh	5	1981-85	54	53
Green, Jacques	WR	81	Florida	4	1998-01	56	37
Green, Rogerick	CB	26	Kansas State	3	1992-94*	12	1
Green, Willie	WR	82	Mississippi	1	1994	5	0
Greenwood, David	S	30	Wisconsin	1	1985	16	10
Gregory, Damian	DT	66	Illinois State	1	2004	6	0
Grice, Shane	G	68	Mississippi	1	2001	1	0
Griese, Brian	QB	8	Michigan	3	2004-05; 08	22	21
<b>Griffin, Ryan</b>	<b>QB</b>	<b>4</b>	<b>Tulane</b>	<b>1</b>	<b>2015</b>	<b>0</b>	<b>0</b>
Grimes, Randy	G/C	60	Baylor	10	1983-92*	118	104
Grimm, Cody	S	35	Virginia Tech	3	2010-12	23	12
Gruber, Paul	T	74	Wisconsin	12	1988-99	183	183
Gunn, Jimmy	LB	30	Southern California	1	1976	13	11
Gurley, Buck	DT	90	Florida	1	2002	8	0

### H

Haddix, Wayne	CB/S	45	Liberty	2	1990-91	22	20
Hagins, Isaac	WR	81, 1	Southern	5	1976-80	50	32
Hall, De'Von	S	43	Utah State	1	2009	0	0
Hall, Rhett	DT	91, 66	California	3	1991-93	21	0
Hall, Ron	TE	82	Hawaii	7	1987-93	101	90
Hamilton, Harry	S	39	Penn State	4	1988-91	52	50
Hamilton, Joe	QB	14, 1	Georgia Tech	3	2000-02*	1	0
Hamilton, Marcus	CB	32	Virginia	2	2008-09	2	0
Hampton, Alonzo	CB	22	Pittsburgh	1	1991	15	3
Hankton, Cortez	WR	14	Texas Southern	1	2008*	0	0
Hannah, Charley	T/DE	73	Alabama	6	1977-82	77	61
Hanratty, Terry	QB	5	Notre Dame	1	1976	4	1
Hape, Patrick	TE	82	Alabama	4	1997-00	61	8
Hardman, Derek	G/T	73	Eastern Kentucky	3	2010	15	4
Hardy, Robert	RB	36	Carson-Newman	1	1991	16	0
Harper, Alvin	WR	82, 80	Tennessee	2	1995-96	25	19
Harris, Dominique	S	21	Temple	1	2010	1	0
Harris, Jackie	TE	81, 80	Northeast Louisiana	4	1994-97	50	48
Harris, Leonard	WR	84	Texas Tech	1	1986	5	1
Harris, Odie	S	20	Sam Houston	3	1988-90	48	9
Harris, Paul	LB	52	Alabama	2	1977-78	19	2
Harris, Rudy	FB	43	Clemson	2	1993-94	18	2
Harris, William	TE	86	Texas	1	1989	16	2
Harrison, Todd	TE	89	North Carolina State	1	1992	1	0
Harvey, John	RB	26	UTEP	1	1990	16	1
Harvey, Maurice	CB	24	Ball State	1	1984	15	0
Hastings, Andre	WR	88	Georgia	1	2000	3	0
Hawkins, Andy	LB	59	Texas A&I	4	1980-83	47	27

## ADMINISTRATION

Hawkins, Courtney	WR	85, 5	Michigan State	5	1992-96	77	48
<b>Hawley, Joe</b>	<b>C</b>	<b>68</b>	<b>UNLV</b>	<b>1</b>	<b>2015</b>	<b>15</b>	<b>14</b>
Haye, Jovan	DT	71	Vanderbilt	3	2006-08, 11	41	30
Hayes, Eric	DT	95	Florida State	1	1993	2	0
Hayes, Geno	LB	54	Florida State	4	2008-11	56	42
Haynesworth, Albert	DT	95	Tennessee	1	2011	7	6
Hayward, Adam	LB	57	Portland State	7	2007-13	107	13
Hedberg, Randy	QB	14	Minot State	1	1977	7	4
Heflin, Vince	WR	89	Central (OH) State	1	1986	6	3
Hegamin, George	T	79	North Carolina State	2	1999-00	17	1
Heinrich, Keith	TE	87	Sam Houston State	1	2007	4	0
Heller, Ron	T	73	Penn State	4	1984-87	58	56
Heller, Will	TE	89, 85	Georgia Tech	3	2003-05	19	3
Herron, Noah	RB	29	Northwestern	1	2008	0	0
Herron, Robert	WR	10	Wyoming	1	2014	8	0
Hewko, Bob	QB	8	Florida	1	1983	3	0
Highsmith, Alonzo	FB	32	Miami (FL)	2	1991-92	16	2
Hill, Bruce	WR	84	Arizona State	5	1987-91	57	50
Hill, Michael	RB	44	Missouri Western State	1	2013	6	0
Hilliard, Ike	WR	19	Florida	4	2005-08	63	14
Hillis, Peyton	RB	33	Arkansas	1	2013	0	0
Hires, Leon	C	70	Florida	1	2001	0	0
Hochstein, Russ	G	65	Nebraska	2	2001-02	1	0
Holland, Devin	S	30	McNeese State	1	2011	4	0
Holliday, Trindon	WR/KR	11	LSU	1	2014	1	0
Holloway, Derek	WR	83	Arkansas	1	1987	1	0
Holloway, Steve	TE	80	Tennessee State	1	1987	6	4
Holmes, Ron	DE	90	Washington	4	1985-88	50	44
Holt, John	CB	21	West Texas State	5	1981-85	72	53
Horton, Greg	G	64	Colorado	2	1978-79	30	28
House, Kevin	WR	89	Southern Illinois	7	1980-86	94	81
Hovan, Chris	DT	95	Boston College	5	2005-09	79	79
Howard, Bobby	RB	25	Indiana	3	1986-88	20	2
Howard, Carl	CB	25	Rutgers	1	1985	4	0
Howard, William	FB	43	Tennessee	2	1988-89	31	21
Howell, John	S	38	Colorado State	4	2001-04	54	8
Huff, Gary	QB	19	Florida State	2	1977-78	14	6
Huggins, Kareem	RB	32	Hofstra	2	2009-10	6	0
Humphries, Adam	WR	11	Clemson	1	2015	13	0
Hunt, Charles	LB	55	Florida State	1	1976	5	0
Hunter, Brice	WR	88, 19	Georgia	2	1997-98	13	0
Hunter, Eddie	RB	37	Virginia Tech	1	1987	3	0
Hunter, Jeff	DE	97	Albany (GA) State	1	1994	1	0
Husted, Michael	K	5	Virginia	6	1993-98	96	0
Hutchinson, Scott	DE	70	Florida	1	1981	16	0

## PLAYERS

## 2015 REVIEW

## HISTORY

Igwebuike, Donald	PK	1	Clemson	5	1985-89	72	0
Ingram, Byron	T/G	61	Eastern Kentucky	1	1989	0	0
Ingram, Stephen	T/G	65, 67	Maryland	3	1995-97*	2	0
Inmon, Earl	LB	59	Bethune-Cookman	1	1978	2	0
Irvin, Corvey	DT	96	Georgia	1	2012	12	0
Irwin, Tim	T	78	Tennessee	1	1994	8	6
Isom, Ray	S	28	Penn State	2	1987-88	8	6
Ivy, Corey	CB	35	Oklahoma	4	2001-04	49	2

## RECORDS

Jackson, Dexter L.	S	34, 28	Florida State	6	1999-02; 04-05	73	42
Jackson, Dexter M.	WR	10	Appalachian State	1	2008	7	0
Jackson, Noah	G	65	Tampa	1	1984	6	3
Jackson, Scott	C	74	Brigham Young	2	2005-06	0	0
Jackson, Tanard	S	36, 28	Syracuse	5	2007-11	56	56
Jackson, Tyoka	DT/DE	97	Penn State	5	1996-00	63	16
<b>Jackson, Vincent</b>	<b>WR</b>	<b>83</b>	<b>Northern Colorado</b>	<b>4</b>	<b>2012-15</b>	<b>58</b>	<b>57</b>
<b>James, Mike</b>	<b>RB</b>	<b>25</b>	<b>Miami (FL)</b>	<b>3</b>	<b>2013-15</b>	<b>20</b>	<b>3</b>
Jameson, Larry	DT	69	Indiana	1	1976	1	0
Jarvis, Curt	DT	95	Alabama	4	1987-90	38	36
Jeffers, Lemont	LB	55	Tennessee	1	1982	0	0
Jenkins, Julian	DT/DE	91	Stanford	1	2006	12	0
Jenkins, Kerry	G	71	Troy State	2	2002-03	31	26
Jenkins, Mike	CB	24	USF	2	2014-15	15	5
Jennings, Tim	CB	28	Georgia	1	2015	6	3
Jennings, Rick	WR	81	Maryland	1	1976	0	0

## SIDELINES

Jennings, Stanford	RB	28	Furman	1	1992	11	0
Johnson, Brad	QB	14	Florida State	4	2001-04	49	49
Johnson, Cecil	LB	56	Pittsburgh	9	1977-85	111	90
Johnson, D.J.	CB	29	Jackson State	1	2010	0	0
Johnson, Dennis	LB	55	Southern California	1	1985	8	0
Johnson, Dirk	P	8	Northern Colorado	1	2009	11	0
Johnson, Essex	RB	19	Grambling	1	1976	14	1
<b>Johnson, George</b>	<b>DE</b>	<b>67, 94</b>	<b>Rutgers</b>	<b>4</b>	<b>2010-12, 2015</b>	<b>20</b>	<b>5</b>
Johnson, Greg	DE	72	Florida State	1	1977	5	0
Johnson, James-Michael	LB	53	Nevada	1	2015	1	0
Johnson, Josh	QB	11	San Diego	4	2008-11	26	5
Johnson, Keyshawn	WR	19	Southern California	4	2000-03	57	57
Johnson, Leonard	CB	29	Iowa State	3	2012-14	48	17
Johnson, Marcus	G	72	Mississippi	1	2009	6	0
Johnson, Melvin	S	25	Kentucky	3	1995-97	43	26
Johnson, Michael	DE	90	Georgia Tech	1	2014	14	13
Johnson, Randy	C/G	65	Georgia	2	1977-78	22	1
Johnson, Rishaw	CB	65	California (PA)	1	2014	0	0
Johnson, Rob	QB	11	Southern California	1	2002	6	2
Johnson, Tracy	FB	43	Clemson	1	1996	10	0
Jolley, Doug	TE	86	Brigham Young	1	2006	11	0
Jones, Chris	DT	98	Bowling Green	1	2013	0	0
Jones, Gordon	WR	84	Pittsburgh	4	1979-82	49	26
<b>Jones, Howard</b>	<b>DE</b>	<b>95</b>	<b>Shepherd</b>	<b>1</b>	<b>2015</b>	<b>12</b>	<b>5</b>
Jones, LaCurtis	LB	57	Baylor	1	1996	10	0
Jones, Marcus	DT/DE	78	North Carolina	6	1996-01	84	39
Jones, Mark	WR	89, 11	Tennessee	3	2005-07	29	0
Jones, Milton	DE	90	Central (OH) State	1	1994	0	0
Jones, Rod	CB	22	SMU	4	1986-89	57	44
Jones, Roger	CB	24	Tennessee State	3	1991-93	31	6
Jones, Sean	S	26	Georgia	2	2010-11	32	32
Jones, Thomas	RB	22	Virginia	1	2003	16	3
Jones, Victor	LB	52	Virginia Tech	1	1988	8	0
Jordan, Andrew	TE	48	Western Carolina	1	1997	2	0
Jordan, Anthony	TE	49	Vanderbilt	1	1999^	0	0
Jordan, Curtis	S/CB	25	Texas Tech	5	1976-80	71	33
Jordan, David	G	61	Auburn	1	1987	0	0
Joseph, Davin	G	75	Oklahoma	8	2006-13*	100	99
Judie, Ed	LB	51	Northern Arizona	1	1983	11	10
June, Cato	LB	59	Michigan	2	2007-08	32	28
Junior, E.J.	LB	50	Alabama	1	1992	2	1
Jurevicius, Joe	WR	83	Penn State	3	2002-04	30	8

K

Kafka, Mike	QB	3	Northwestern	1	2014	0	0
Kaplan, Ken	T	79	New Hampshire	3	1983-85*	32	2
Kearney, Tim	LB	50	Northern Michigan	1	1976	0	0
Kellin, Kevin	DE	75	Minnesota	3	1986-88	20	1
Kelly, Brian	CB	25	Southern California	10	1998-07	130	79
Kemp, Bobby	S	33	Cal State-Fullerton	1	1987	12	12
Kendrick, Vince	RB	20	Florida	1	1976	1	0
Kersten, Wally	T	61	Minnesota	1	1985	0	0
<b>Keyes, Josh</b>	<b>LB</b>	<b>57</b>	<b>Boston College</b>	<b>1</b>	<b>2015</b>	<b>7</b>	<b>0</b>
Keys, Tyrone	DE	98	Mississippi State	2	1986-87	17	2
Kiel, Blair	QB	16	Notre Dame	1	1984	10	0
King, Austin	C	62	Northwestern	1	2003	0	0
King, Joe	S	41	Oklahoma State	2	1992-93	29	12
King, Shaun	QB	10	Tulane	5	1999-03	31	22
King, Tavarres	WR	15	Georgia	1	2014	2	0
Kirby, Charles	FB	48	Virginia	2	2000-01*	6	2
Knight, Marcus	WR	12	Michigan	1	2004	0	0
Koenen, Michael	P	9	Western Washington	4	2011-14	64	0
Kollar, Bill	DE/DT	77	Montana State	5	1977-81	72	35
Komlo, Jeff	QB	7	Delaware	1	1983	2	0
Koutouvides, Niko	LB	53	Purdue	2	2009-10	30	0
Kubin, Larry	LB	59	Penn State	1	1985	4	0
Kush, Eric	C	66	California (Pa.)	1	2015	0	0

			L				
LaBeaux, Sandy	S	29	Cal State-Hayward	1	1983	3	0
Landeta, Sean	P	7	Towson State	1	1997	10	0
Lane, Jorvorskie	FB	46	Texas A&M	2	2014-15	25	10
Landri, Derek	DT	90	Notre Dame	1	2013	8	1
<b>Lansanah, Danny</b>	<b>LB</b>	<b>51</b>	<b>Connecticut</b>	<b>3</b>	<b>2013-15</b>	<b>33</b>	<b>23</b>
Larsen, Spencer	FB	46	Arizona	1	2013	13	1
Larsen, Ted	C/G	62	North Carolina State	4	2010-13	59	31
Lawrence, Larry	QB	13	Iowa	1	1976	1	0
Lawrie, Nate	TE	46, 85	Yale	2	2004-05	7	0
Lawson, Jamie	FB	38	Nicholls State	2	1989-90	11	0
Leak, Curtis	WR	83	Johnson C. Smith	1	1976	0	0
Leavitt, Allan	PK	9	Georgia	1	1977	8	0
Lee, Charles	WR	81, 82	Central Florida	3	2002-04	16	8
Lee, James	T	77	South Carolina State	4	2008-11	19	10
Lee, Shawn	DT	97	North Alabama	2	1988-89	30	3
Leftwich, Byron	QB	7	Marshall	1	2009	3	3
Legette, Tyrone	CB	45	Nebraska	2	1996-97	31	1
Lehr, Matt	C/G	68	Virginia Tech	1	2007	16	0
Lemon, Mike	LB	59	Kansas	2	1976-77	19	1
Lemon, Orié	LB	45	Oklahoma State	2	2014-15	18	4
Leonard, Brian	RB	30	Rutgers	1	2013	16	1
Leonard, Jim	C/G	62, 57	Santa Clara	4	1980-83	56	9
Lester, Fred	FB	30	Alabama A&M	1	1995	0	0
Levenseller, Mike	WR	84	Washington State	1	1978	2	0
Levingston, Lazarius	DT	78	LSU	1	2012	3	0
Lewis, David	LB	57	Southern California	5	1977-81	75	64
Lewis, Derrick	WR	18	San Diego State	1	2004	0	0
Lewis, Garry	CB	22	Alcorn State	1	1992	16	2
Lewis, Lequan	CB	30	Arizona State	1	2012	8	0
Lewis, Myron	CB	23	Vanderbilt	3	2010-12	29	1
Lewis, Reggie	DE	79	North Texas State	2	1979-80	22	0
Lindell, Rian	K	4	Washington State	1	2013	16	0
Lindstrom, Chris	DE	75, 71	Boston	1	1985	13	2
Little, Everett	G/T	77	Houston	1	1976	10	1
Logan, David	DT	76	Pittsburgh	8	1979-86	110	103
Lorig, Erik	FB/TE/DE	44, 97	Stanford	4	2010-13	56	25
Love, Sean	G	79	Penn State	2	1993-94	8	0
Lowry, Quentin	LB	64	Youngstown State	1	1986	6	0
Lucas, Chad	WR	15	Alabama State	1	2007	2	1
Lumpkin, Kregg	RB	28	Georgia	2	2010-11	27	0
Lynch, Corey	S	41	Appalachian State	3	2009-11	45	8
Lynch, John	S	47	Stanford	11	1993-03	164	132
			M				
Maarleveld, J.D.	T	77	Maryland	2	1986-87	25	3
Mack, Elbert	CB	33, 43	Troy	4	2008-11	58	4
Mack, Milton	CB	21	Alcorn State	2	1992-93	28	19
Madise, Adrian	WR	12	Texas Christian	1	2004	0	0
Madison, Anthony	CB	37	Alabama	1	2007	0	0
Madu, Mossis	RB	32	Oklahoma	1	2011	9	0
Magee, Alex	DE	97	Purdue	1	2010	8	0
Magee, Brandon	LB	53	Arizona State	1	2014	9	0
Magee, Calvin	TE	86	Southern	4	1985-88	56	34
Mahan, Sean	G	79	Notre Dame	6	2003-06; 08-09	78	40
Mallard, Wesly	LB	54	Oregon	1	2005-06	22	0
Mallory, Rick	G	68	Washington	5	1984-88*	57	37
Malone, Robert	P	1	Fresno State	1	2010	12	0
Maniecki, Jason	DT	90	Wisconsin	3	1996-98	18	0
Mankins, Logan	G	70	Fresno State	2	2014-15	31	31
Manley, Dexter	DE	92	Oklahoma State	1	1991	14	7
Manor, Brison	DE	75	Arkansas	1	1984	6	0
Marpet, Ali	G	74	Hobart	1	2015	13	13
Marshall, Marvin	WR	89, 1	South Carolina State	3	1995-97*	5	0
Martin, Cecil	FB	37	Wisconsin	1	2003	1	0
Martin, Don	DB	21	Yale	1	1976	1	0
<b>Martin, Doug</b>	<b>RB</b>	<b>22</b>	<b>Boise State</b>	<b>4</b>	<b>2012-15</b>	<b>49</b>	<b>49</b>
Martin, Josh	DE	59	Columbia	1	2015	2	0
Marts, Lonnie	LB	51, 55	Tulane	3	1994-96	47	40
Marve, Eugene	LB	99	Saginaw Valley State	4	1988-91	64	52
Masifilo, Matthew	DT/OL	97, 65	Stanford	4	2012-15	3	0
Maxson, Alvin	RB	28	SMU	1	1978	1	0

Mayberry, Tony	C	61	Wake Forest	10	1990-99	160	145
Mayfield, Corey	DT	78	Oklahoma	1	1992	11	0
Mayhew, Martin	CB	35	Florida State	4	1993-96	60	59
McAfee, Fred	RB	35	Mississippi College	1	1999	1	0
McAleney, Ed	DE	69	Massachusetts	1	1976	2	0
McAdoo, Derrick	RB	33	Baylor	1	1988	5	0
McCants, Keith	DE/LB	52	Alabama	3	1990-92	47	35
McCardell, Keenan	WR	87	UNLV	2	2002-03	30	30
McCargo, John	DT	79	North Carolina State	1	2011	4	0
McCauley, Marcus	CB	30	Fresno State	1	2009	0	0
McCown, Josh	QB	12	Sam Houston State	1	2014	11	11
McCown, Luke	QB	12	Louisiana Tech	4	2005-08	7	3
<b>McCoy, Gerald</b>	<b>DT</b>	<b>93</b>	<b>Oklahoma</b>	<b>6</b>	<b>2010-15</b>	<b>79</b>	<b>79</b>
McCoy, Matt	LB	50	San Diego State	2	2008-09	17	2
McCray, Kelcie	S	35	Arkansas State	1	2013	11	0
McDaniel, Randall	G	64	Arizona State	2	2000-01	32	32
McDaniel, Tony	DT	77	Tennessee	1	2015	14	3
McDermott, Sean	TE/LS	84	Kansas	1	2001	16	0
McDonald, Brandon	CB	33	Memphis	1	2012	11	0
<b>McDonald, Clinton</b>	<b>DT</b>	<b>98</b>	<b>Memphis</b>	<b>2</b>	<b>2014-15</b>	<b>19</b>	<b>19</b>
McDonald, Darnell	WR	84	Kansas State	1	1999	9	0
<b>McDougald, Bradley</b>	<b>S</b>	<b>30</b>	<b>Kansas</b>	<b>3</b>	<b>2013-15</b>	<b>34</b>	<b>20</b>
McDowell, Anthony	FB	37, 33	Texas Tech	3	1992-94	30	22
<b>McFadden, Kimario</b>	<b>S</b>	<b>33</b>	<b>South Carolina State</b>	<b>1</b>	<b>2015</b>	<b>3</b>	<b>0</b>
McFarland, Anthony	DT	92	LSU	8	1999-06	98	84
McGriff, Lee	WR	83	Florida	1	1976	6	3
McGruder, Mike	CB	21, 38	Kent	2	1994-95	31	5
McHale, Tom	G/DE	73, 99	Cornell	6	1987-92	59	30
McIntosh, Toddrick	DE	94	Florida State	2	1994-95	15	1
McKay, John	WR	89	Southern California	3	1976-78	43	30
McKeever, Vito	CB	21	Florida	2	1986-87	17	8
McKenzie, Tyrone	LB	50	South Florida	1	2010	3	0
McLaughlin, John	DE	95	California	2	1999-00	18	0
McLeod, Kevin	FB	43	Auburn	1	1999	7	0
McNeal, Bryant	DE	98	Clemson	1	2004	0	0
McNeill, Rod	RB	22	Southern California	1	1976	11	0
McRae, Charles	G/T	70	Tennessee	5	1991-95	71	38
Means, Steven	DE	96	Buffalo	2	2013-14	11	0
Medlin, Dan	G	68	North Carolina State	2	1977-78	28	22
Melton, Henry	DT	90	Texas	1	2015	16	1
Melvin, Rashaan	CB	28	Northern Illinois	2	2013-14	0	0
Meredith, Jamon	T	79	South Carolina	2	2012-13	30	20
Mickens, Mike	CB	30	Cincinnati	1	2009	0	0
Middleton, Frank	G	73	Arizona	4	1997-00	63	50
Middleton, Terdell	RB	45, 43, 44	Memphis	2	1982-83	9	0
Mihlhauser, Nick	C	66	Washington State	1	2006	0	0
Milanovich, Scott	QB	13	Maryland	4	1996-99	1	0
Miller, Roy	DT	90, 93	Texas	4	2009-12	62	34
Miller, Solomon	WR	83	Utah State	1	1987	8	0
Mincy, Charles	S	22	Washington	3	1996-98	34	25
Minnis, Marvin	WR	13	Florida State	1	2003	0	0
Mitchell, Aaron	CB	45	UNLV	1	1981	14	0
Mitchell, Alvin	FB	41	Auburn	1	1989	5	0
Mix, Bryant	DE/DT	96	Alcorn State	1	1998	0	0
Mohr, Chris	P	5	Alabama	1	1989	16	0
Moore, Bob	TE	86	Stanford	2	1976-77	15	12
Moore, Dave	TE/FB	83, 86	Pittsburgh	13	1992-01; 04-06	190	96
Moore, Dre	DT	92, 95	Maryland	1	2009	7	0
Moore, Kyle	DE/DT	94	Southern California	2	2009-10	15	7
Moore, Manfred	RB	44	Southern California	1	1976	10	0
Moore, Mauty	DT	65	Bethune-Cookman	1	1976	5	1
Moore, Sterling	CB	26	SMU	1	2015	16	9
Morgan, Aaron	DE	98	Louisiana-Monroe	1	2012	11	0
Morgan, Karl	DT	67	UCLA	3	1984-86	41	0
Moritz, Brett	G/C	67	Nebraska	1	1978	6	0
Morris, Thomas	CB	24	Michigan State	2	1982-83	20	0
Morton, Michael	RB	20, 1	UNLV	3	1982-84	41	0
Moser, Rick	RB	35	Rhode Island	1	1982	1	0
Moss, Winston	LB	57, 58	Miami (FL)	4	1987-90	60	52
Mucker, Larry	WR	87	Arizona State	4	1977-80	53	11
Murphy, Frank	WR	87, 15	Kansas State	3	2000-01; 04	15	0

ADMINISTRATION								
Murphy, Kevin	LB	59	Oklahoma	6	1986-91	88	53	
<b>Murphy, Louis</b>	<b>WR</b>	<b>18</b>	<b>Florida</b>	<b>2</b>	<b>2014-15</b>	<b>17</b>	<b>4</b>	
Murphy, Shawn	G	74	Utah State	1	2009	1	0	
Murphy, Yo	WR	88	Idaho	1	1999	7	0	
Murray, Eddie	PK	3	Tulane	1	1992	7	0	
Murray, Patrick	K	7	Fordham	2	2014-15	16	0	
<b>Myers, Brandon</b>	<b>TE</b>	<b>82</b>	<b>Iowa</b>	<b>2</b>	<b>2014-15</b>	<b>25</b>	<b>12</b>	
<b>N</b>								
Nafziger, Dana	LB/TE	51, 83	Cal Poly SLO	6	1977-82*	68	13	
Najarian, Pete	LB	57, 58	Minnesota	2	1988-89	13	0	
Neal, Lorenzo	FB	41	Fresno State	1	1998	16	1	
Nece, Ryan	LB	56	UCLA	6	2002-07	85	35	
Nelson, Bob	DT	71	Miami	1	1986	16	11	
Neuheisel, Rick	QB	7	UCLA	1	1987	0	0	
Newton, Tim	DT	96	Florida	2	1990-91	30	21	
Nichols, Gerald	DT	77	Florida State	1	1991	16	5	
Nicholson, Donte	S	28, 30	Oklahoma	4	2005-08	16	0	
Nickerson, Hardy	LB	56	California	7	1993-99	104	104	
Nicks, Carl	G	77	Nebraska	2	2012-13	9	9	
Noble, Danny	TE	86	Toledo	2	2012-13	4	0	
Novak, Jack	TE	80	Wisconsin	2	1976-77	20	4	
Nugent, Mike	K	4	Ohio State	1	2009	4	0	
Nunn, Terrence	WR	83	Nebraska	1	2009	0	0	
<b>O</b>								
Oben, Roman	T	72	Louisville	2	2002-03	31	29	
Obradovich, Jim	TE	86	Southern California	6	1978-83	89	23	
Odom, Jason	T	70	Florida	5	1996-00*	46	41	
O'Donoghue, Neil	PK	6	Auburn	2	1978-79	31	0	
O'Dwyer, Matt	G	72	Northwestern	1	2004	4	0	
Ogletree, Kevin	WR	85	Virginia	1	2013	4	1	
O'Hara, Pat	QB	4	Southern California	1	1991	0	0	
Okam, Frank	DT	98	Texas	2	2010-11	12	6	
Olajubutu, Sam	LB	43	Arkansas	1	2007*	0	0	
Oliver, Frank	DB	42	Kentucky State	1	1976	4	0	
Oliver, Maurice	LB	55	Southern Mississippi	1	1991	3	0	
Omahem, Patrick	G	66	Michigan	2	2013-14	16	16	
Orlovsky, Dan	QB	6	Connecticut	2	2012-13	3	0	
O'Steen, Dwayne	CB	44	San Jose State	2	1982-83	3	0	
Overbay, Nathan	TE	84	Eastern Washington	1	2010	0	0	
Owens, James	RB	26	UCLA	4	1981-84	40	12	
Owens, Morris	WR	85	Arizona State	4	1976-79	58	47	
Owusu, Chris	WR	80	Stanford	3	2012-14	17	4	
<b>P</b>								
Packer, Walter	RB	30	Mississippi State	1	1977	1	0	
Pagac, Fred	TE	82	Ohio State	1	1976	14	3	
Page, Eric	WR	17	Toledo	1	2013	16	1	
Palmer, Mitch	LB/LS	54, 57	Colorado State	2	1998	20	0	
<b>Pamphile, Kevin</b>	<b>T</b>	<b>64</b>	<b>Purdue</b>	<b>2</b>	<b>2014-15</b>	<b>23</b>	<b>4</b>	
Parker, Anthony	CB	27	Arizona State	2	1997-98	26	21	
Parker, Jeff	WR	83	Bethune-Cookman	1	1992	3	0	
Parker, Preston	WR	87	North Alabama	3	2010-12	27	0	
Parks, Jeff	TE	85	Auburn	1	1988	3	1	
Parrish, Roscoe	PR/WR	12	Miami	1	2012	13	0	
Patton, Solomon	WR	11	Florida	1	2014	7	0	
Paul, Markus	S	36	Syracuse	1	1993	1	0	
Paulescu, Sam	P	2	Oregon State	1	2009	5	0	
Pawlowski, Mike	QB	9	California	1	1992	0	0	
Pear, Dave	DT	76	Washington	3	1976-78	43	43	
Pearson, Kalvin	S	39	Grambling	3	2005-07	46	2	
Peebles, Danny	WR	83	North Carolina State	2	1989-90	23	1	
Penn, Donald	T	70	Utah State	8	2006-13	112	112	
Peoples, George	RB	38	Auburn	2	1984-85	8	0	
Perkins, Bruce	RB	32	Arizona State	1	1990	16	3	
Peterson, Calvin	LB	58	UCLA	1	1976	4	4	
Peterson, Greg	DT	96	North Carolina Central	2	2007-08	12	0	
Peterson, Jim	LB	57	San Diego State	1	1976	3	2	
Petitgout, Luke	T	77	Notre Dame	1	2007	4	4	
Philcox, Todd	QB	15	Syracuse	1	1995	0	0	
Phillips, Jermaine	S	23	Georgia	8	2002-09	96	74	
Pianalto, Zack	TE	80	North Carolina	1	2011	13	0	
Pierson, Pete	T	69	Washington	8	1994-01	100	21	

Pierson, Reggie	CB	20	Oklahoma State	1	1976	5	1
Pillow, Frank	WR	80	Tennessee State	3	1988-90	34	2
Pinkney, Cleveland	DT	61	South Carolina	1	2003	4	0
Piscitelli, Sabby	S	21	Oregon State	4	2007-10	45	20
Pittman, Michael	RB	32	Fresno State	6	2002-07	87	51
Pollard, Darryl	CB	31	Weber State	2	1992-93*	16	2
Porter, Rufus	LB	59	Southern	1	1997	11	10
Poteat, Hank	CB	21	Pittsburgh	1	2003	1	0
Powe, Keith	DE	95	UTEP	2	1994	8	0
Powell, Marvin	T	74	Southern California	2	1986-87	9	7
Pressley, Chris	FB	45	Wisconsin	2	2009-10	10	3
Price, Brian	DT	92	UCLA	2	2010-11	20	14
Price, Shawn	DE	92	Pacific	2	1993-94	15	6
Prior, Mike	S	24	Illinois State	1	1985	16	0
Pryor, Lonnie	FB/RB	45	Florida State	1	2013	0	0
Puetz, Gary	G/T	72	Valparaiso	1	1978	10	8
Purvis, Ryan	TE	80, 46	Boston College	2	2009-10	10	2
Pyne, Jim	G	60	Virginia Tech	4	1994-97	42	38
<b>Q</b>							
Quarles, Shelton	LB	53	Vanderbilt	10	1997-06	148	113
Quinn, Jeff	QB	15	Nebraska	1	1982	0	0
<b>R</b>							
Radford, Bruce	DE/DT	78	Grambling	1	1980	12	0
Rae, Mike	QB	15	Southern California	2	1978-79	11	5
Ragsdale, George	RB	23	North Carolina A&T	4	1976-79*	39	0
Rainey, Bobby	RB	43	Western Kentucky	3	2013-15	41	11
Raiola, Dominic	C	59	Wisconsin	1	2010	1	0
Randle, Ervin	LB	54	Baylor	6	1985-90	85	48
Ratliff, Keiwan	CB	37	Florida	1	2007	0	0
Rattay, Tim	QB	13	Louisiana Tech	2	2005-06	4	2
Razzano, Rick	FB	44	Mississippi	1	2005	1	0
Reavis, Dave	T	75	Arkansas	8	1976-83	98	87
Reece, Beasley	S	43	North Texas State	2	1983-84	25	22
Reece, Danny	CB/S	46	Southern California	5	1976-80	72	12
Reed, Nick	DE	53	Oregon	1	2011	3	0
Reese, Booker	DE	66	Bethune-Cookman	3	1982-84	24	7
Reese, Steve	LB	52	Louisville	1	1976	13	10
Reimers, Bruce	G	66	Iowa State	2	1992-93	27	26
Revis, Darrelle	CB	24	Pittsburgh	1	2013	16	16
Reyes, Tutan	T	76	Mississippi	1	2002	0	0
Reynolds, Ricky	CB	29	Washington State	7	1987-93	105	103
Rhett, Errict	RB	32	Florida	4	1994-97	52	31
Rice, Rodney	CB	31	Brigham Young	1	1990	16	1
Rice, Simeon	DE	97	Illinois	6	2001-06	87	87
Richardson, Greg	WR	89	Alabama	1	1988	2	0
Riesenberg, Doug	T	79	California	1	1996	10	10
Risher, Alan	QB	7	LSU	1	1985	16	0
Roberg, Mike	TE	89	Idaho	1	2001	1	0
Roberson, Derrick	CB	29	Rutgers	1	2009	6	0
Roberts, Greg	G	61	Oklahoma	4	1979-82	45	42
Robinson, Damien	S	24	Iowa	4	1997-00	39	32
Robinson, Glenn	DE	64	Oklahoma State	2	1976-77	28	3
Robinson, Greg	G	64	Sacramento State	1	1986	3	0
Robinson, Mark	S	30	Penn State	3	1988-90	40	40
Robinson, Travis	S	28	Auburn	1	2003	4	0
Roby, Reggie	P	1	Iowa	1	1995	16	0
Roder, Mirro	PK	5	None	1	1976	2	0
<b>Rodriguez, Evan</b>	<b>FB</b>	<b>86, 81</b>	<b>Temple</b>	<b>1</b>	<b>2014-</b>	<b>1</b>	<b>0</b>
Rogers, Glenn	CB	21	Memphis	1	1991	5	1
Rogers, Reggie	DE	75	Washington	1	1992	2	0
Roland, Benji	DE	93	Auburn	1	1990	3	1
Roland, Dennis	T	73	Georgia	1	2007	0	0
Rolling, Henry	LB	55	Nevada-Reno	2	1988-89	21	0
Rouse, Wardell	LB	52	Clemson	2	1995-96*	16	1
Royals, Mark	P	3	Appalachian State	8	1990-91,99-01	80	0
Royster, Mazio	RB	33, 31	Southern California	3	1992-94	33	1
Rucker, Conrad	TE	80	Southern	1	1980	2	0
Rudd, Dwayne	LB	57	Alabama	1	2003	16	2
Rudolph, Council	DE	78	Kentucky State	2	1976-77	28	28
Rusk, Reggie	CB	28, 26	Kentucky	2	1996-97	5	0
Russell, J.R.	WR	87	Louisville	1	2005	0	0

## ADMINISTRATION

Ruud, Barrett	LB	51	Nebraska	6	2005-10	95	71
Ryan, Tim	G/C	64, 46	Notre Dame	3	1991-93	37	1
Ryans, Larry	WR	89	Clemson	1	1996	3	0
Ryczek, Dan	C	51	Virginia	2	1976-77	28	21

## S

## PLAYERS

Samuels, Tony	TE	80	Bethune-Cookman	1	1980	6	3
Sanders, Gene	DT/G/T	74	Texas A&M	7	1979-85	76	40
Sapp, Warren	DT	99	Miami (FL)	9	1995-03	140	130
Saunders, Cedric	TE	49	Ohio State	1	1995	3	0
Savage, Josh	DE	93	Utah	1	2004	6	0
Schroeder, Bill	WR	11	Wisconsin-LaCrosse	1	2004	7	2
<b>Schum, Jacob</b>	<b>P</b>	<b>5</b>	<b>Buffalo</b>	<b>1</b>	<b>2015</b>	<b>16</b>	<b>0</b>
Schumacher, Kurt	G	78	Ohio State	1	1978	4	4
Scott, Todd	S	38	Southwest Louisiana	2	1995-96	3	2
Scott, Trevor	DE	71	Buffalo	1	2013	4	0
Seals, Ray	DE	98	None	5	1989-93	47	28
Sears, Arron	G	78	Tennessee	3	2007-09*	31	31
<b>Seferian-Jenkins, Austin</b>	<b>TE</b>	<b>87</b>	<b>Washington</b>	<b>2</b>	<b>2014-15</b>	<b>16</b>	<b>12</b>
Selmon, Dewey	DT/LB	61, 58	Oklahoma	5	1976-80	72	65
Selmon, Lee Roy	DE	63	Oklahoma	10	1976-85*	121	117
Shearin, Joe	G/C	64	Texas	1	1985	10	0
<b>Shepard, Russell</b>	<b>WR</b>	<b>89</b>	<b>LSU</b>	<b>3</b>	<b>2013-15</b>	<b>43</b>	<b>1</b>
Shepherd, Edell	WR	86, 3	San Jose State	2	2003-05*	19	0
Shiple, Jordan	WR	12	Texas	1	2012	1	0
Shirley, Josh	DE	91	UNLV	1	2015	5	0
Short, Laval	DT	64	Colorado	1	1981	4	0
Shula, Mike	QB	11	Alabama	1	1987	0	0
Shumann, Mike	WR	82	Florida State	1	1980	6	0
<b>Sidbury, Lawrence</b>	<b>DE</b>	<b>77, 91, 59</b>	<b>Richmond</b>	<b>2</b>	<b>2014-15</b>	<b>2</b>	<b>0</b>
Sileo, Dan	DT	93	Miami (FL)	1	1987	10	0
Silvan, Nilo	WR	87	Tennessee	1	1996	7	0
Simmonds, Mike	G	62	Indiana State	3	1987-89*	5	5
Sims, Chris	QB	2	Texas	5	2003-07	19	15
<b>Sims, Charles</b>	<b>RB</b>	<b>34</b>	<b>West Virginia</b>	<b>2</b>	<b>2014-15</b>	<b>24</b>	<b>0</b>
Sims, Jimmie	LB	55	Southern California	1	1976	2	1
Sims, Ryan	DT	98	North Carolina	4	2007-10	46	19
Singleton, Alshermund	LB	51	Temple	6	1997-02	87	15
Skow, Jim	DE	71	Nebraska	1	1990	12	10
Smart, Ian	RB	36	C.W. Post	1	2004	4	0
Smith, Alex	TE	81	Stanford	4	2005-08	58	43
Smith, Barry	WR	88	Florida State	1	1976	13	1
Smith, Clifton	RB	22	Fresno State	2	2008-09	20	0
Smith, Corey	DE	98	North Carolina State	3	2002-04	11	0
Smith, Don	RB/WR	47	Mississippi State	3	1987-89*	21	3
Smith, Dwight	CB/S	26	Akron	4	2001-04	63	34
<b>Smith, Evan</b>	<b>C</b>	<b>62</b>	<b>Idaho State</b>	<b>2</b>	<b>2014-15</b>	<b>23</b>	<b>20</b>
Smith, Herman	DE	91	Portland State	2	1995-96	8	0
<b>Smith, Jacquies</b>	<b>DE</b>	<b>56</b>	<b>Missouri</b>	<b>2</b>	<b>2014-15</b>	<b>27</b>	<b>18</b>
Smith, Jeff	RB	35	Nebraska	2	1987-88	28	11
Smith, Johnny Ray	CB	22	Lamar	3	1981-83*	25	2
Smith, Justin	LB	59	Indiana	1	2003	2	0
Smith, Michael	RB	34	Utah State	2	2012-13*	1	0
Smith, Sean	DE	92	Grambling	1	1989	3	1
Smith, Shevin	S	29, 30	Florida State	2	1998-99	19	0
Snell, Ray	G	72	Wisconsin	4	1980-83	45	35
Solomon, Jesse	LB	55, 54	Florida State	1	1991	13	12
Solomon, Scott	DE	60	Rice	2	2013-14	6	0
Solwold, Mike	LS	45	Wisconsin	1	2002	4	0
Sowell, Jerald	FB	33	Tulane	1	2006	11	0
Spek, Jeff	TE	88	San Diego State	1	1986	2	0
<b>Spence, Akeem</b>	<b>DT</b>	<b>97</b>	<b>Illinois</b>	<b>3</b>	<b>2013-15</b>	<b>40</b>	<b>26</b>
Spence, Blake	TE	84	Oregon	1	2000	3	0
<b>Spencer, Evan</b>	<b>WR</b>	<b>85</b>	<b>Ohio State</b>	<b>1</b>	<b>2015</b>	<b>1</b>	<b>0</b>
Spires, Greg	DE	94	Florida State	6	2002-07	89	87
Spradlin, Danny	LB	55	Tennessee	2	1983-84	31	2
Springs, Ron	RB	20	Ohio State	2	1985-86	24	8
Spurlock, Micheal	WR	81, 17	Mississippi	4	2007; 09-11	37	1
Spurrier, Steve	QB	11	Florida	1	1976	14	12
Stalls, Dave	DE	65	Northern Colorado	4	1980-83	46	19
Stamps, Sylvester	RB/KR	24	Jackson State	1	1989	10	1
Stargell, Tony	CB	45	Tennessee State	2	1994-95	24	8

## 2015 REVIEW

## HISTORY

## RECORDS

## SIDELINES



Starring, Stephen	WR	81	McNeese State	1	1988	6	0
Staten, Robert	FB	33	Jackson State	1	1996	6	0
Stecker, Aaron	RB	22, 27	Western Illinois	4	2000-03	55	2
Stensrud, Mike	DT	94	Iowa State	1	1987	12	12
Stephens, Darnell	LB	54	Clemson	2	1995-96	14	0
Stephens, Travis	RB	36	Tennessee	1	2002	1	0
Steussie, Todd	T	75	California	2	2004-05	31	5
Stevens, Jerramy	TE	86	Washington	4	2007-10	50	15
Stinchcomb, Matt	G	78	Georgia	2	2004-05*	16	16
<b>Stocker, Luke</b>	<b>TE</b>	<b>88</b>	<b>Tennessee</b>	<b>5</b>	<b>2011-15</b>	<b>59</b>	<b>14</b>
Stone, Ken	S	28	Vanderbilt	1	1976	14	14
Storer, Byron	FB	44	California	3	2007-09*	15	6
Stovall, Maurice	WR	85	Notre Dame	5	2006-10	56	11
Strait, Derrick	CB	31	Oklahoma	1	2006	0	0
Stroughter, Sammie	WR	18	Oregon State	4	2009	27	4
Stryzinski, Dan	P	4	Indiana	3	1992-94	48	0
Studaway, Mark	DE	71	Tennessee	1	1985	6	0
Sullivan, Mike	C/G	67	Miami (FL)	4	1992-95	48	4
Sully, Ivory	S	44	Delaware	2	1985-86	32	27
Swayne, Harry	DE/T	70	Rutgers	4	1987-90	44	3
Swearinger, D.J.	S	36	South Carolina	1	2015	7	0
Swider, Larry	P	9, 5	Pittsburgh	2	1977, 1981-82	22	0
Swoope, Craig	S	41	Illinois	2	1986-87	16	11

## T

Talib, Aqib	CB	25	Kansas	5	2008-12	58	45
<b>Tandy, Keith</b>	<b>DB</b>	<b>37</b>	<b>West Virginia</b>	<b>4</b>	<b>2012-15</b>	<b>54</b>	<b>7</b>
Tate, Lars	RB	34	Georgia	2	1988-89	30	19
Tate, Willy	TE	82	Oregon	1	1996	13	0
Taylor, Gene	WR	85	Fresno State	2	1987-88	11	0
Taylor, Jay	K	6	West Virginia	1	2004	5	0
Taylor, Rob	T	72	Northwestern	8	1986-93	110	91
Te'o-Nesheim, Daniel	DE	50	Washington	3	2011-13	33	26
Terry, Jeb	G	77	North Carolina	3	2004-06	30	1
Testaverde, Vinny	QB	14	Miami (FL)	6	1987-92	76	72
Thigpen, Marcus	WR	19	Indiana	1	2014	4	0
Thomas, Broderick	LB	51	Nebraska	5	1989-93	80	55
Thomas, Ed	TE	86	Houston	2	1990-91	13	0
Thomas, George	WR	87	UNLV	1	1992	5	1
Thomas, Kelly	T	70	Southern California	2	1983-84	24	15
Thomas, Kevin	C	64	Arizona State	1	1988	10	0
Thomas, Lamar	WR	87	Miami (FL)	3	1993-95	36	2
Thomas, Norris	CB	41	Southern Mississippi	5	1980-84	66	25
Thomas, Robb	WR	84	Oregon State	3	1996-98	35	9
Thomas, Zach	WR	84	South Carolina State	1	1984	2	0
Thompson, Jack	QB	14	Washington State	2	1983-84	18	16
Thompson, LeRoy	RB	34	Penn State	1	1996	5	0
Thompson, Robert	LB	56, 59	Michigan	2	1983-84	19	2
Tiggle, Calvin	LB	58	Georgia Tech	2	1991-92	24	4
Tomberlin, Pat	G	68	Florida State	1	1993	2	0
Toomay, Pat	DE	66	Vanderbilt	1	1976	14	14
Tripoli, Paul	S	24	Alabama	1	1987	13	4
Trotter, Jeremiah	LB	50	Stephen F. Austin	1	2007	3	1
Troupe, Ben	TE	83	Florida	1	2008	2	0
Trueblood, Jeremy	T	65	Boston College	7	2006-12	99	84
Tupa, Tom	P	9	Ohio State	2	2002-03	32	0
Turk, Dan	G/C	50	Wisconsin	2	1987-88	25	13
Turner, Vernon	RB/KR	45, 30	Carson-Newman	2	1993-94	13	1
Tuttle, Perry	WR	81	Clemson	1	1984	3	0
Tyler, Andre	WR	81	Stanford	2	1982-83	14	0

## U

Uko, George	DT	58, 95	USC	1	2014	1	0
Underwood, Tiquan	WR	11	Rutgers	2	2012-13	27	10
Unutoa, Morris	C/LS	68	Brigham Young	3	1999-00, 02	30	0
Upshaw, Regan	DE	91, 73	California	3	1996-99	48	47
Urrutia, Mario	WR	19, 89	Louisville	1	2009	0	0

## V

Vance, Eric	S	33	Vanderbilt	4	1998-01	33	1
<b>Verner, Alterraun</b>	<b>CB</b>	<b>21</b>	<b>UCLA</b>	<b>2</b>	<b>2014-15</b>	<b>30</b>	<b>20</b>
Verser, David	WR	84	Kansas	1	1985	1	0
Vincent, Keydrick	G	66	Mississippi	1	2010	5	5
Vlasic, Mark	QB	13	Iowa	1	1993	0	0

	ADMINISTRATION		PLAYERS				2015 REVIEW		HISTORY		RECORDS		SIDELINES	
				W										
Waddell, Charles	TE	82	North Carolina	1	1977	0	0							
Wade, John	C	76	Marshall	5	2003-07	72	72							
Walker, Jackie	LB/TE	56, 85	Jackson State	4	1986-89	57	9							
Walker, Kenyatta	T	67	Florida	6	2001-06	75	73							
Walker, Kevin	CB	37	East Carolina	2	1986-87	7	3							
Walker, Marquise	WR	82	Michigan	1	2002	0	0							
Wallace, Cody	C/G	74	Texas A&M	1	2012	8	0							
Walsh, Steve	QB	4	Miami (FL)	2	1997-98	17	0							
Wansley, Tim	CB	31	Georgia	2	2002-03	13	6							
Ward, Derrick	RB	28	Ottawa (KS)	1	2009	14	1							
Ward, John	G-C	73	Oklahoma State	1	1976	4	3							
Ware, D.J.	RB	28	Georgia	1	2012	16	1							
Warnke, Dave	PK	2	Augsburg	1	1983	1	0							
Warner, Ron	DE	95	Kansas	2	2002-03	8	0							
Warren, Jeremiah	OL	60	USF	1	2015	3	0							
Warren, Paris	WR	82	Utah	3	2005-06*	8	0							
Washington, Chris	LB	51	Iowa State	5	1984-88	76	52							
Washington, Mike	CB	40	Alabama	9	1976-84	100	97							
Washington, Todd	C/G	75, 77	Virginia Tech	5	1998-02	51	3							
Watson, Dekoda	LB	56	Florida State	4	2010-13	60	6							
Watson, Derek	RB	22	South Carolina State	1	2005	0	0							
Weatherspoon, Chuck	RB	37	Houston	1	1991	4	0							
Webber, Raymond	WR	86	Arkansas-Pine Bluff	1	2011*	0	0							
Webster, Nate	LB	52	Miami (FL)	4	2000-03	63	6							
Weldon, Casey	QB	11	Florida State	4	1993-96	24	0							
Wender, Jack	RB	38	Fresno State	1	1977	2	0							
Westbrook, Tevin	TE	81	Florida	1	2015	0	0							
Weston, Rhondy	DE	77	Florida	1	1989	12	2							
Wheeler, Mark	DT	77	Texas A&M	4	1992-95	55	46							
Whitaker, Ronzell	CB	29	Virginia Tech	1	2003	4	1							
White, Brad	DT	90	Tennessee	3	1981-83	41	0							
White, Charlie	RB	28	Bethune-Cookman	1	1978	7	1							
White, Dewayne	DE	90	Louisville	4	2003-06	60	13							
White, Stylez G.	DE	91	Minnesota	4	2007-10	63	23							
White, Jamel	RB	22	South Dakota	1	2004	7	0							
White, Jeris	CB	45	Hawaii	3	1977-79	46	46							
White, Markus	DE	92	Florida State	1	2012	3	0							
White, Robb	DE/DT	91	South Dakota	1	1990	7	1							
White, Steve	DE	94	Tennessee	6	1996-01	79	15							
Whittle, Jason	G	65	Southwest Missouri State	1	2003	16	5							
Wilcox, Daniel	TE	41	Appalachian State	2	2002-03	2	0							
Wildner, James	RB	32	Missouri	9	1981-89	113	102							
Wilkerson, Jimmy	DE/DT	97	Oklahoma	2	2008-09	31	16							
Williams, Carnell	RB	24	Auburn	6	2005-10	70	57							
Williams, David	WR	80	Illinois	1	1986	15	0							
Williams, D.J.	TE	85	Arkansas	1	2014	0	0							
Williams, Doug	QB	12	Grambling	5	1978-82	67	67							
Williams, Ed	FB	43	Langston	2	1976-77	26	15							
Williams, Jason	LB	52	Western Illinois	1	2014	3	0							
Williams, Jimmy	LB	54	Nebraska	2	1992-93	27	24							
Williams, Karl	WR	86	Texas A&M-Kingsville	8	1996-03	115	22							
Williams, Mark	LB	58	Ohio State	1	1996	0	0							
Williams, Mike	WR	19	Syracuse	1	2010-13	54	52							
Williams, Roland	TE	81	Syracuse	1	2003	1	0							
Williams, T.J.	TE	45	North Carolina State	1	2006*	0	0							
Willis, Ken	PK	1	Kentucky	1	1992	9	0							
Wilson, Bernard	DT	96	Tennessee State	2	1993-94	14	2							
Wilson, Charles	WR	84	Memphis	3	1992-94	31	8							
Wilson, C.J.	CB	41	North Carolina State	1	2014-	2	0							
Wilson, E.J.	DE	78	North Carolina	1	2011-*	0	0							
Wilson, Jerry	CB	24	Southern	1	1995*	0	0							
Wilson, Karl	DE	91	LSU	1	1994	14	2							
Wilson, Reinard	DE	95	Florida State	1	2003	0	0							
Wilson, Robert	FB	20	Texas A&M	1	1991	16	15							
Wilson, Rod	LB	56	South Carolina	2	2008-09	8	0							
Wilson, Steve	C/T/G	50, 79	Georgia	10	1976-85	126	104							
Winans, Jeff	T/G	62	Southern California	2	1977-78	12	12							
Winborn, Jamie	LB	50	Vanderbilt	1	2006	14	0							
Winfrey, Stan	RB	36	Arkansas State	1	1977	2	0							
Winslow, Kellen	TE	82	Miami (FL)	3	2009-11	48	40							

<b>Winston, Jameis</b>	<b>QB</b>	<b>3</b>	<b>Florida State</b>	<b>1</b>	<b>2015</b>	<b>16</b>	<b>16</b>
Witte, Mark	TE	85, 93	North Texas State	3	1983-85	48	2
Wonsley, Nathan	RB	46	Mississippi	1	1986	10	2
Wood, Richard	LB	54	Southern California	9	1976-84	132	89
Woods, Al	DT	95	LSU	1	2010	9	0
Woods, Rick	S	20	Boise State	1	1987	5	5
Word, Roscoe	CB	24	Jackson State	1	1976	3	2
Workman, Vince	RB	46	Ohio State	2	1993-94	31	19
Worthington, Doug	DT	79	Ohio State	1	2010	0	0
Wright, Charles	CB	21	Tulsa	1	1988	2	0
Wright, Eric	CB	21	UNLV	1	2012	10	10
Wright, Keith	DT	68	Missouri	2	2004-05	0	0
<b>Wright, Major</b>	<b>S</b>	<b>31</b>	<b>Florida</b>	<b>2</b>	<b>2014-15</b>	<b>21</b>	<b>9</b>
Wright, Tim	TE	81	Rutgers	1	2013	16	8
Wunsch, Jerry	T	71	Wisconsin	5	1997-02	80	46
Wyatt, Willie	DT	66	Alabama	1	1990	7	3
Wyms, Ellis	DT/DE	96	Mississippi State	6	2001-06	66	9
Wynn, Milton	WR	88	Washington State	1	2001	1	0
<b>Y</b>							
Yarno, George	G/C/T	68,69,66	Washington State	8	1979-83; 85-87	109	65
Yepremian, Garo	PK	1	None	2	1980-81	19	0
Yoder, Todd	TE	80	Vanderbilt	4	2000-03	57	2
Young, Floyd	CB	31	Texas A&M-Kingsville	4	1997-00	36	1
Young, Randy	T	70	Iowa State	1	1976	9	0
Young, Steve	T	71	Colorado	1	1976	11	11
Young, Steve	QB	8	Brigham Young	2	1985-86	19	19
Yount, Christian	LS	46	UCLA	1	2011	7	0
<b>Z</b>							
Zeier, Eric	QB	15	Georgia	2	1999-00	5	1
Zemaitis, Alan	CB	29	Penn State	1	2006	0	0
Zuttah, Jeremy	OL	76	Rutgers	7	2008-13	90	76

\* Spent one full season on injured reserve or similar reserve list. Seasons on injured reserve are included in total number of seasons.

@ All the numbers worn by a player during a game played are listed. The first number listed is the primary or most often worn number. Where no number is primary, the first number worn is listed.

^ Was not on active roster during the regular season, but was on the active roster for at least one playoff game

The following were members of the 1987 replacement team fielded during the NFLPA players strike. Games played and started are listed in parentheses. The totals of Ray Criswell, Brian Gant, Charles Gladman, Steve Holloway, Paul Tripoli and Kevin Walker, who were on the roster subsequent to the strike, and Dwayne Dixon, who previously played with the Bucs in 1984, are listed on the main roster: RB Greg Boone (2,0); OG Rufus Brown (2,0); WR Steve Carter (3,1); DE Walter Carter (2,1); DE Mike Clark (3,3); DB Torin Clark (2,0); DB Ivory Curry (3,2); DB Jeff George (2,1); DE Roy Harris (3,2); OT Dave Heffernan (2,0); QB Mike Hold (2,0); OG Jim Huddleston (1,1); OG John Hunt (1,0); WR David Jackson (1,0); LB Cam Jacobs (3,0); T David Johnson (0,0); OG David Jordan (3,3); DB Tim King (3,0); RB Dan Land (3,2); LB Fred McCallister (3,3); TE Jeff Modesitt (1,0); LB Sankar Montoute (3,3); NT Fred Nordgren (3,3); OG Paul O'Connor (2,2); DB Lee Paige (3,0); LB Leon Pennington (3,0); C Chuck Pitcock (2,2); OG Donald Pumphrey (3,3); DB Marcus Quinn (3,3); DE James Ramey (3,0); QB John Reaves (2,2); RB Harold Ricks (3,1); DE Charles Riggins (3,0); WR Stanley Shakespeare (1,0); OT Reggie Smith (3,3); WR Eric Streater (3,3); PK Van Tiffin (3,0); LB Pat Teague (1,1); RB Derrick Thomas (1,0); DE Calvin Turner (3,0); LB Miles Turpin (3,2); WR Herkie Walls (2,2); TE Arthur Wells (2,0); FB Adrian Wright (3,3); QB Jim Zorn (1,1).

# ALL-TIME DRAFT

## Buccaneers in the First Round (overall pick)

1976	DE Lee Roy Selmon, Oklahoma (1)
1977	RB Ricky Bell, USC (1)
1978	QB Doug Williams, Grambling (17)
1979	None
1980	G Ray Snell, Wisconsin (22)
1981	LB Hugh Green, Pittsburgh (7)
1982	G Sean Farrell, Penn State (17)
1983	None
1984	None
1985	DE Ron Holmes, Washington (8)
1986	RB Bo Jackson, Auburn (1) CB Rod Jones, SMU (25)
1987	QB Vinny Testaverde, Miami (1)
1988	T Paul Gruber, Wisconsin (4)
1989	LB Broderick Thomas, Nebraska (6)
1990	LB Keith McCants, Alabama (4)
1991	T Charles McRae, Tennessee (7)
1992	None
1993	DE Eric Curry, Alabama (6)
1994	QB Trent Dilfer, Fresno State (6)
1995	DT Warren Sapp, Miami (12) LB Derrick Brooks, Florida State (28)
1996	DE Regan Upshaw, California (12) DT Marcus Jones, North Carolina (22)
1997	RB Warrick Dunn, Florida State (12) WR Reidel Anthony, Florida (16)
1998	None

1999	DT Anthony McFarland, LSU (15)
2000	None
2001	T Kennyatta Walker, Florida (14)
2002	None
2003	None
2004	WR Michael Clayton, LSU (15)
2005	RB Carnell Williams, Auburn (5)
2006	G/T Davin Joseph, Oklahoma (23)
2007	DE Gaines Adams, Clemson (4)
2008	CB Aqib Talib, Kansas (20)
2009	QB Josh Freeman, Kansas State (17)
2010	DT Gerald McCoy, Oklahoma (3)
2011	DE Adrian Clayborn, Iowa (20)
2012	S Mark Barron, Alabama (7) RB Doug Martin, Boise State (31)
2013	None
2014	WR Mike Evans, Texas A&M (7)
2015	QB Jameis Winston, Florida State (1)
2016	CB Vernon Hargreaves III (11)

## First Round Draftees by Position

Position	No.
Defensive Linemen	10
Offensive Linemen	6
Quarterbacks	5
Running Backs	5
Linebackers	4
Wide Receivers	3
Defensive Backs	3

**FIRST-ROUND TRADE NOTES...** **1978:** Tampa Bay traded first overall pick to Houston for TE Jimmie Giles, Houston's first (17th overall) and second-round picks in '78 and third and fifth-round picks in '79. Tampa Bay selected QB Doug Williams; **1979:** Tampa Bay traded first-round pick (4th overall) to Chicago for DE Wally Chambers; **1983:** Tampa Bay traded 1983 first-round pick (18th overall) in 1982 to Chicago for 1982 second-round pick, used to select DE Booker Reese; **1984:** Tampa Bay traded 1984 first-round pick (1st overall) to Cincinnati in 1983 for QB Jack Thompson; **1986:** Tampa Bay acquired Miami's first-round pick (25th overall) for LB Hugh Green and selected CB Rod Jones; **1992:** Tampa Bay traded 1992 first-round pick (2nd overall) to Indianapolis in 1991 for QB Chris Chandler; **1995:** Tampa Bay traded first (7th overall) and third-round picks to Philadelphia for first (12th overall) and two second-round picks. Tampa Bay then traded two second-round picks to Dallas for first-round pick (28th overall). Tampa Bay selected DT Warren Sapp and LB Derrick Brooks; **1996:** Tampa Bay traded QB Craig Erickson to Indianapolis for first-round pick (22nd overall). Tampa Bay selected DT Marcus Jones; **1997:** Tampa Bay traded 1996 second-round pick to San Diego for 1997 first-round pick (16th overall). Tampa Bay traded first (8th overall) and fourth-round picks to N.Y. Jets for first-round pick (sixth overall), then traded that pick to Seattle for first (12th overall) and third-round picks. Tampa Bay selected RB Warrick Dunn and WR Reidel Anthony; **1998:** Tampa Bay traded first-round pick (23rd overall) to Oakland for two second-round picks. Tampa Bay traded 1998 second-round pick to San Diego for first-round pick in 2000; **2000:** Tampa Bay traded two first-round picks (13th, 27th overall) to N.Y. Jets for WR Keyshawn Johnson; **2001:** Tampa Bay traded its first-round (21st overall) and second-round (51st overall) picks to Buffalo for first-round pick (14th overall). Tampa Bay selected T Kennyatta Walker; **2002:** Tampa Bay traded its first-round picks in 2002 (21st overall) and 2003, and its second-round pick in 2002 (53rd overall) and its second-round pick in 2004, to Oakland to obtain rights to head coach Jon Gruden; **2009:** Tampa Bay traded its first-round pick (19th overall) and sixth-round pick (191st overall) to Cleveland for first-round pick (17th overall). Tampa Bay selected QB Josh Freeman; **2012:** Tampa Bay traded its first-round pick (5th overall) to Jacksonville for the Jaguars' first- (7th overall) and fourth-round (101st overall). Tampa Bay selected S Mark Barron. Tampa later traded that fourth-round pick (101st overall) and its second-round pick (36th overall) to Denver for first-round (31st overall) and fourth-round (126th overall) selections. The Buccaneers used the No. 31 pick on RB Doug Martin. **2013:** Tampa Bay traded its first-round pick (13th overall) to N.Y. Jets for CB Darrelle Revis.

# YEAR-BY-YEAR NFL DRAFT SELECTIONS

## 1976 (DRAFTED #1)

- 1 DE Lee Roy Selmon, Oklahoma
- 2a RB Jimmy DuBoise, Florida
- 2b traded to San Francisco for QB Steve Spurrier
- 2c DT/LB Dewey Selmon, Oklahoma
- 3a T Steve Young, Colorado
- 3b traded to Baltimore for CB Mike Washington
- 3c LB Steve Mughan, Utah St.
- 4a traded to L.A. Rams for LB Jim Peterson
- 4b WR Richard Appleby, Georgia
- 4c G Everett Little, Houston
- 5a DB Mishael Kelson, W. Texas St.
- 5b T Steve Wilson, Georgia
- 5c traded to L.A. Rams (see pick 4a)
- 6 DB Curtis Jordan, Texas Tech
- 7 QB Parnell Dickinson, Mississippi Valley St.
- 8 traded to N.Y. Jets for LB Steve Reese
- 9 G Bruce Welch, Texas A&M
- 10 LB Sid Smith, BYU
- 11 DB Melvin Washington, Colorado St.
- 12 RB George Ragsdale, North Carolina A&T
- 13 TE Brad Jenkins, Nebraska
- 14 KR/WR Carl Roaches, Texas A&M
- 15 DT Bob Dzierzak, Utah St.
- 16 LB Tom West, Tennessee
- 17 QB Jack Berry, Washington & Lee

## 1977 (DRAFTED #1)

- 1 RB Ricky Bell, USC
- 2 LB David Lewis, USC
- 3 DE Charley Hannah, Alabama
- 4 traded to Cincinnati in 1976 for RB Charlie Davis
- 5 traded to Miami for LB Ray Nettles
- 6a traded to Chicago for QB Gary Huff
- 6b traded to Chicago (see pick 6a)
- 7 traded to N.Y. Jets in 1976 for LB Richard Wood
- 8 QB Randy Hedberg, Minot St.
- 9a LB Byron Hemingway, Boston College
- 9b WR Larry Mucker, Arizona St.
- 10a FB Robert Morgan, Florida
- 10b LB Aaron Ball, Cal St.-Fullerton
- 11 DB Chuck Rodgers, North Dakota St.
- 12 WR Chip Sheffield, Lenoir Rhyne

## 1978 (DRAFTED #1)

- 1 QB Doug Williams, Grambling
- 2a RB Johnny Davis, Alabama
- 2b G Brett Moritz, Nebraska
- 3 traded to Oakland in 1977 for G Dan Medlin
- 4 traded to Oakland in 1977 for T Jeff Winans
- 5 traded to Miami in 1977 for CB Jeris White
- 6a traded to Oakland in 1977 for LB Rik Bonness
- 6b WR Elijah Marshall, North Carolina St.
- 7 traded to Atlanta in 1977 for PK Allan Leavitt
- 8 LB John McGriff, Miami
- 9 WR Willie Taylor, Pittsburgh
- 10a LB Aaron Brown, Ohio St.
- 10b traded to Pittsburgh for DT Ernie Holmes
- 11 traded to Pittsburgh (see pick 10b)
- 12 RB Kevin McLee, Georgia

## 1979 (DRAFTED #4)

- 1 traded to Chicago in 1978 for DE Wally Chambers
- 2a G Greg Roberts, Oklahoma
- 2b WR Gordon Jones, Pittsburgh
- 3a RB Jerry Eckwood, Arkansas
- 3b awarded to Miami as compensation for DL Randy Crowder
- 3c DE Reggie Lewis, N. Texas St.
- 3d RB Rick Berns, Nebraska
- 4 traded to Detroit in 1978 for T Rockne Freitas
- 5a traded to Seattle
- 5b QB Chuck Fusina, Penn St.
- 6 traded to Oakland in 1977 for LB Rik Bonness
- 7 traded to Washington for WR Frank Grant
- 8a traded to N.Y. Jets for for C/G Darrell Austin
- 8b DT Eugene Sanders, Texas A&M
- 9 WR Henry Vereen, UNLV
- 10 traded to San Francisco in 1978 for TE Jim Obradovich
- 11 TE Bob Rippentrop, Fresno St.
- 12 DT David Logan, Pittsburgh

## 1980 (DRAFTED ALTERNATELY #22-21-20-19-18)

- 1 G Ray Snell, Wisconsin
- 2 WR Kevin House, Southern Illinois
- 3 LB Scot Brantley, Florida
- 4a traded to San Diego in 1978 for G Booker Brown
- 4b CB Larry Flowers, Texas Tech
- 5 traded to Oakland in 1978 for QB Mike Rae
- 6 traded to Cincinnati in 1979 for RB Anthony Davis
- 7 C Jim Leonard, Santa Clara
- 8 S Derrick Goddard, Drake
- 9 WR Gerald Carter, Texas A&M
- 10a LB Andy Hawkins, Texas A&I
- 10b RB Brett Davis, UNLV
- 11 DT Terry Jones, Central St. (OK)
- 12 CB Gene Coleman, Miami

## 1981 (DRAFTED ALTERNATELY #7-6)

- 1 LB Hugh Green, Pittsburgh
- 2 RB James Wilder, Missouri
- 3 traded to L.A. Rams in 1978 for G Greg Horton
- 4 CB John Holt, West Texas St.
- 5 traded to Oakland in 1978 for QB Mike Rae
- 6 traded to New Orleans in 1979 for P Tom Blanchard
- 7 traded to Dallas in 1980 for DE Dave Stalls
- 8 T Denver Johnson, Tulsa
- 9 QB Mike Ford, SMU
- 10 DE Ken McCune, Texas
- 11 CB Johnny Ray Smith, Lamar
- 12 DT Brad White, Tennessee

## 1982 (DRAFTED ALTERNATELY #17-16-18)

- 1 G Sean Farrell, Penn St.
- 2a DE Booker Reese, Bethune-Cookman
- 2b traded to Miami in 1980 for RB Gary Davis and DB Norris Thomas
- 3a TE Jerry Bell, Arizona St.
- 3b DE John Cannon, William & Mary
- 4a traded to Dallas in 1980 for DE Dave Stalls
- 4b RB Dave Barrett, Houston
- 5 LB Jeff Davis, Clemson
- 6 WR Andre Tyler, Stanford
- 7 S Tom Morris, Michigan St.
- 8 LB Kal Atkins, Illinois
- 9 QB Robert Lane, NE Louisiana
- 10 traded to San Francisco in 1981 for DT Ted Vincent
- 11 traded to Dallas in 1981 for CB Aaron Mitchell
- 12 RB/KR Michael Morton, UNLV

**1983 (DRAFTED ALTERNATELY #18-17-16-15-19)**

- 1 traded to Chicago in 1982 for 1982 second-round pick
- 2 C Randy Grimes, Baylor
- 3 CB Jeremiah Castille, Alabama
- 4 T Kelly Thomas, USC
- 5 NT Tony Chickillo, Miami
- 6a TE Gene Branton, Texas Southern
- 6b T Ken Kaplan, New Hampshire
- 7 RB Weldon Ledbetter, Oklahoma
- 8 LB John Samuelson, Azusa Pacific
- 9 DE Hasson Arbubakrr, Texas Tech
- 10 WR Darius Durham, San Diego St.
- 11 TE Mark Witte, North Texas St.
- 12 NT John Higginbotham, NE Oklahoma

**1984 (DRAFTED #1)**

- 1 traded to Cincinnati in 1983 for QB Jack Thompson
- 2 LB Keith Browner, USC
- 3 CB Fred Acorn, Texas
- 4a traded to San Francisco in 1983 for 1983 sixth round pick
- 4b traded to Denver in for QB Steve DeBerg
- 4c RB Michael Gunter, Tulsa
- 4d T Ron Heller, Penn St.
- 5 traded to Dallas in 1983 for LB Danny Spradlin
- 6 LB Chris Washington, Iowa St.
- 7 TE Jay Carroll, Minnesota
- 8 DE Fred Robinson, Miami
- 9 G Rick Mallory, Washington
- 10 PK Jim Gallery, Minnesota
- 11 QB Blair Kiel, Notre Dame
- 12 WR Thad Jemison, Ohio St.

**1985 (DRAFTED #8)**

- 1 DE Ron Holmes, Washington
- 2 traded to Denver in 1984 for QB Steve DeBerg
- 3 LB Ervin Randle, Baylor
- 4 S Mike Heaven, Illinois
- 5 traded to N.Y. Jets in 1984 for RB Scott Dierking
- 6 traded to Cincinnati in 1984 for T Don Swafford
- 7 S Mike Prior, Illinois St.
- 8 WR Phil Freeman, Arizona
- 9 QB Steve Calabria, Colgate
- 10 PK Donald Igwebuike, Clemson
- 11 RB Punkin Williams, Memphis
- 12a S Jim Rockford, Oklahoma
- 12b LB Jim Melka, Wisconsin

**1986 (DRAFTED ALTERNATELY #2-1)\***

- 1a RB Bo Jackson, Auburn
- 1b CB Rod Jones, SMU
- 2a LB Jackie Walker, Jackson St.
- 2b LB Kevin Murphy, Oklahoma
- 3 traded to New Orleans in 1985 for DB Dave Greenwood
- 4 S Craig Swoope, Illinois
- 5 T J.D. Maarleveld, Maryland
- 6a traded to Denver in 1984 for DE Brisson Manor
- 6b S Kevin Walker, East Carolina
- 7 traded to Buffalo in 1984 for WR Perry Tuttle
- 8 traded to L.A. Rams in 1985 for CB Ivory Sully
- 9 P Tommy Barnhardt, North Carolina
- 10 DE Ben Reed, Mississippi
- 11 G Mark Drenth, Purdue
- 12a G Clay Miller, Michigan
- 12b RB Mike Crawford, Arizona St.

\* First-round pick was first overall because Buffalo's pick was traded to Cleveland and utilized in the 1985 supplemental draft.

**1987 (DRAFTED #1)**

- 1 QB Vinny Testaverde, Miami
- 2a CB Ricky Reynolds, Wash. St.
- 2b LB Winston Moss, Miami
- 2c RB Don Smith, Mississippi St.
- 3 WR Mark Carrier, Nicholls St.
- 4a LB Don Graham, Penn St.
- 4b TE Ron Hall, Hawaii
- 4c WR Bruce Hill, Arizona St.
- 5a traded to New England in 1986 for 1986 fifth round pick
- 5b LB Henry Rolling, Nevada-Reno
- 5c S Tony Mayes, Kentucky
- 6a traded to Pittsburgh for C Dan Turk
- 6b RB Steve Bartalo, Colorado St.
- 7a NT Curt Jarvis, Alabama
- 7b DE Harry Swayne, Rutgers
- 8a traded to N.Y. Jets in in 1986 for T Marvin Powell
- 8b NT Stan Mataele, Arizona
- 9a RB Joe Armentrout, Wisconsin
- 9b P Greg Davis, Citadel
- 10 G Mike Simmonds, Indiana St.
- 11 RB Reggie Taylor, Cincinnati
- 12a DE Scott Cooper, Kearney St.
- 12b QB Mike Shula, Alabama

**1988 (DRAFTED ALTERNATELY #4-3-2-5)**

- 1 T Paul Gruber, Wisconsin
- 2 RB Lars Tate, Georgia
- 3 exercised in 1987 supplemental draft for NT Dan Sileo, Miami
- 4a DT Robert Goff, Auburn
- 4b G John Bruhin, Tennessee
- 4c traded to New England in 1987 for 1987 fifth round pick
- 4d P Monte Robbins, Michigan
- 5 RB William Howard, Tennessee
- 6a traded to Atlanta for RB Cliff Austin
- 6b DT Shawn Lee, North Alabama
- 7 RB Kerry Goode, Alabama
- 8 RB Anthony Simpson, East Carolina
- 9 DT Reuben Davis, North Carolina
- 10 traded to Pittsburgh in 1987 for S Rick Woods
- 11 WR Frank Pillow, Tennessee St.
- 12 LB Victor Jones, Virginia Tech

**1989 (DRAFTED ALTERNATELY #6-5-7)**

- 1 LB Broderick Thomas, Nebraska
- 2 WR Danny Peebles, North Carolina St.
- 3 traded to New England in 1988 for WR Stephen Starring
- 4 CB Anthony Florence, Bethune Cookman
- 5 RB Jamie Lawson, Nicholls St.
- 6a P Chris Mohr, Alabama
- 6b LB Derrick Little, So. Carolina
- 7 traded to Buffalo in 1988 for LB Eugene Marve
- 8 G Carl Bax, Missouri
- 9 RB Patrick Egu, Nevada-Reno
- 10 T Ty Granger, Clemson
- 11a G Rod Mounts, Texas A&I
- 11b DE Willie Griffin, Nebraska
- 11c WR Herb Duncan, N. Arizona
- 12a traded to Indianapolis in 1988 for QB Joe Ferguson
- 12b CB Terry Young, Georgia Southern

**1990 (DRAFTED ALTERNATELY #4-6-5)**

- 1 LB Keith McCants, Alabama
- 2 RB Reggie Cobb, Tennessee
- 3 traded to San Diego for RB Gary Anderson
- 4a TE Jesse Anderson, Miss. St.
- 4b C Tony Mayberry, Wake Forest
- 5 G Ian Beckles, Indiana
- 6 RB Derrick Douglas, Louisiana Tech
- 7 DE Donnie Gardner, Kentucky
- 8 traded to L.A. Rams in 1989 for two 1989 11th round picks and a 1989 12th round pick
- 9 DE Terry Cook, Fresno St.
- 10 TE Mike Busch, Iowa St.
- 11 WR Terry Anthony, Florida St.
- 12 QB Todd Hammel, Stephen F. Austin

**1991 (DRAFTED ALTERNATELY #7-11-10-9-8)**

- 1 T Charles McRae, Tennessee
- 2 traded to San Diego in 1990 for RB Gary Anderson
- 3a WR Lawrence Dawsey, Florida St.
- 3b FB Robert Wilson, Texas A&M
- 4 S Tony Covington, Virginia
- 5a LB Terry Bagsby, East Texas St.
- 5b G Tim Ryan, Notre Dame
- 6 DT Rhett Hall, California
- 7 LB Calvin Tiggle, Georgia Tech
- 8 S Marty Carter, Middle Tenn. St.
- 9 WR/KR Treamelle Taylor, Nevada-Reno
- 10a QB Pat O'Hara, USC
- 10b RB Hyland Hickson, Mich. St.
- 11 DT Mike Sunvold, Minnesota
- 12 LB Al Chamblee, Virginia Tech

**1992 (DRAFTED ALTERNATELY #2-4-3)**

- 1 traded to Indianapolis in 1990 for QB Chris Chandler
- 2 WR Courtney Hawkins, Michigan St.
- 3a DT Mark Wheeler, Texas A&M
- 3b TE Tyji Armstrong, Mississippi
- 4 QB Craig Erickson, Miami
- 5a CB Rogerick Green, Kansas St.
- 5b DT Santana Dotson, Baylor
- 6 LB James Malone, UCLA
- 7 S Ken Swilling, Georgia Tech
- 8a FB Anthony McDowell, Texas Tech
- 8b QB Mike Pawlawski, California
- 9 traded to Minnesota for LB Jimmy Williams
- 10 LB Elijah Alexander, Kansas St.
- 11 RB Mazio Royster, USC
- 12 P Klaus Wilmsmeyer, Louisville

**1993 (DRAFTED ALTERNATELY #6-5-8-7)**

- 1 DE Eric Curry, Alabama
- 2 LB Demetrius DuBose, Notre Dame
- 3a WR Lamar Thomas, Miami
- 3b S John Lynch, Stanford
- 4a FB Rudy Harris, Clemson
- 4b WR Horace Copeland, Miami
- 5 awarded to Green Bay as compensation for RB Vince Workman
- 6 DE Chidi Ahanotu, California
- 7 WR Tyree Davis, Central Ark.
- 8a WR Darrick Branch, Hawaii
- 8b PK Daron Alcorn, Akron

**1994 (DRAFTED ALTERNATELY #6-5-4)**

- 1 QB Trent Dilfer, Fresno St.
- 2 RB Errict Rhett, Florida
- 3 TE Harold Bishop, LSU
- 4 traded to Dallas for S Thomas Everett
- 5 T Pete Pierson, Washington
- 6 LB Bernard Carter, East Carolina
- 7 C Jim Pyne, Virginia Tech

**1995 (DRAFTED ALTERNATELY #7-6-5)**

- 1a DT Warren Sapp, Miami
- 1b LB Derrick Brooks, Florida St.
- 2 S Melvin Johnson, Kentucky
- 3 traded to Philadelphia
- 4 CB Jerry Wilson, Southern
- 5 CB Clifton Abraham, Florida St.
- 6 LB Wardell Rouse, Clemson
- 7a G/T Stephen Ingram, Maryland
- 7b DE Jeffrey Rodgers, Texas A&M-Kingsville

**1996 (DRAFTED ALTERNATELY #12-11-10-9-8-13)**

- 1a DE Regan Upshaw, California
- 1b DT Marcus Jones, North Carolina
- 2a FB Mike Alstott, Purdue
- 2b traded to San Diego for 1997 first round pick
- 3 CB Donnie Abraham, East Tennessee St.
- 4a T Jason Odum, Florida
- 4b S Eric Austin, Jackson St.
- 5 DT Jason Maniecki, Wisconsin
- 6 WR Nilo Silvan, Tennessee
- 7 CB Reggie Rusk, Kentucky

**1997 (DRAFTED ALTERNATELY #8-7-6)**

- 1a RB Warrick Dunn, Florida St.
- 1b WR Reidel Anthony, Florida
- 2 T Jerry Wunsch, Wisconsin
- 3a G Frank Middleton, Arizona
- 3b CB Ronde Barber, Virginia
- 4a traded to N.Y. Jets
- 4b LB Alshermund Singleton, Temple
- 5 TE Patrick Hape, Alabama
- 6a CB Al Harris, Texas A&M-Kingsville
- 6b WR Nigea Carter, Michigan St.
- 7 DT Anthony DeGrate, Stephen F. Austin

**1998 (DRAFTED ALTERNATELY #23-22)**

- 1 traded to Oakland for two 1998 second round picks
- 2a WR Jacquez Green, Florida
- 2b CB Brian Kelly, USC
- 2c traded to San Diego for 2000 first round pick
- 3 LB Jamie Duncan, Vanderbilt
- 4a C/G Todd Washington, Virginia Tech
- 4b traded to Atlanta
- 5 traded to N.Y. Jets for FB Lorenzo Neal
- 6a DT James Cannida, Nevada-Reno
- 6b S Shevin Smith, Florida St.
- 7 DE Chance McCarty, Texas Christian

**1999 (DRAFTED ALTERNATELY #15-19-18-17-16)**

- 1 DT Anthony McFarland, LSU
- 2 QB Shaun King, Tulane
- 3 K Martin Gramatica, Kansas St.
- 4 S Dexter Jackson, Florida St.
- 5 DE John McLaughlin, California
- 6a traded to Baltimore for QB Eric Zeier
- 6b FB Lamarr Glenn, Florida St.
- 7a G/T Robert Hunt, Virginia
- 7b RB Autry Denson, Notre Dame
- 7c WR Darnell McDonald, Kansas St.

**2000 (DRAFTED ALTERNATELY #27-26)**

- 1a traded to N.Y. Jets for WR Keyshawn Johnson
- 1b traded to N.Y. Jets (see pick 1a)
- 2 G Cosey Coleman, Tennessee
- 3 LB Nate Webster, Miami
- 4 traded to Carolina
- 5 TE James Whalen, Kentucky
- 6 S David Gibson, USC
- 7 QB Joe Hamilton, Georgia Tech

**2001 (DRAFTED ALTERNATELY #21-20-23-22)**

- 1 T Kenyatta Walker, Florida
- 2 traded to Buffalo
- 3 CB Dwight Smith, Akron
- 4 S John Howell, Colorado St.
- 5 G Russ Hochstein, Nebraska
- 6a FB Jameel Cook, Illinois
- 6b DE Ellis Wymms, Mississippi St.
- 7a TE Dauntae Finger, North Carolina
- 7b S Than Merrill, Yale
- 7c DE Joe Tafoya, Arizona

**2002 (DRAFTED #21)**

- 1 traded to Oakland for head coach Jon Gruden
- 2 traded to Oakland (see pick 1)
- 3 WR Marquise Walker, Michigan
- 4 RB Travis Stephens, Tennessee
- 5 S Jermaine Phillips, Georgia
- 6 DE John Stamper, South Carolina
- 7a CB Tim Wansley, Georgia
- 7b TE Tracey Wistrom, Nebraska
- 7c WR Aaron Lockett, Kansas St.
- 7d C Zack Quaccia, Stanford

**2003 (DRAFTED #32)**

- 1 traded to Oakland in 2002 for head coach Jon Gruden
- 2 DE Dewayne White, Louisville
- 3 QB Chris Simms, Texas
- 4a T Lance Nimmo, West Virginia
- 4b C Austin King, Northwestern
- 5 G Sean Mahan, Notre Dame
- 6 CB Torrie Cox, Pittsburgh
- 7 traded to Miami in 2002 for T Cornell Green

**2004 (DRAFTED #15)**

- 1 WR Michael Clayton, LSU
- 2 traded to Oakland in 2002 for head coach Jon Gruden
- 3 LB Marquis Cooper, Washington
- 4 S Will Allen, Ohio St.
- 5 G Jeb Terry, North Carolina
- 6 TE Nate Lawrie, Yale
- 7a WR Mark Jones, Tennessee
- 7b FB Casey Cramer, Dartmouth
- 7c CB Lenny Williams, Southern

**2005 (DRAFTED ALTERNATELY #5-4-7-6)**

- 1 RB Carnell Williams, Auburn
- 2 LB Barrett Ruud, Nebraska
- 3a TE Alex Smith, Stanford
- 3b T Chris Colmer, North Carolina St.
- 4 G Dan Buening, Wisconsin
- 5a S Donte Nicholson, Oklahoma
- 5b WR Larry Brackins, Pearl River CC
- 6a DT Anthony Bryant, Alabama
- 6b traded to Cleveland for QB Luke McCown
- 7a FB Rick Razzano, Mississippi
- 7b WR Paris Warren, Utah
- 7c S Hamza Abdullah, Washington St.
- 7d WR J.R. Russell, Louisville

**2006 (DRAFTED ALTERNATELY #23-27-26-25-24)**

- 1 G/T Davin Joseph, Oklahoma
- 2 T Jeremy Trueblood, Boston College
- 3 WR Maurice Stovall, Notre Dame
- 4 CB Alan Zemaits, Penn St.
- 5 DT/DE Julian Jenkins, Stanford
- 6a traded to San Francisco for QB Tim Rattay
- 6b QB Bruce Gradkowski, Toledo
- 6c TE T.J. Williams, North Carolina St.
- 7a CB Justin Pihinisee, Oregon
- 7b DE Charles Bennett, Clemson
- 7c TE Tim Massaquoi, Michigan

**2007 (DRAFTED ALTERNATELY #4-3)**

- 1 DE Gaines Adams, Clemson
- 2a G Arron Sears, Tennessee
- 2b S Sabby Piscitelli, Oregon St.
- 3 LB Quincy Black, New Mexico
- 4 S Tanard Jackson, Syracuse
- 5 DT Greg Peterson, North Carolina Central
- 6a traded to N.Y. Jets in 2006 for TE Doug Jolley
- 6b LB Adam Hayward, Portland St.
- 7a T Chris Denman, Fresno St.
- 7b CB Marcus Hamilton, Virginia
- 7c RB Kenneth Darby, Alabama

**2008 (DRAFTED ALTERNATELY #20-21)**

- 1 CB Aqib Talib, Kansas
- 2 WR Dexter Jackson, Appalachian St.
- 3 OG Jeremy Zuttah, Rutgers
- 4 DT Dre Moore, Maryland
- 5 QB Josh Johnson, San Diego
- 6a LB Geno Hayes, Florida St.
- 6b traded to Kansas City in 2007 for RB Michael Bennett
- 7a traded to Denver in 2007 for QB Jake Plummer
- 7b RB Cory Boyd, South Carolina

**2009 (DRAFTED ALTERNATELY #19-18-17-20)**

- 1 QB Josh Freeman, Kansas State
- 2 traded to Cleveland for TE Kellen Winslow
- 3 DT Roy Miller, Texas
- 4 DE Kyle Moore, USC
- 5 T Xavier Fulton, Illinois
- 6 traded to Cleveland
- 7a CB E.J. Biggers, Western Michigan
- 7b traded to Pittsburgh for C/G Sean Mahan
- 7c traded to Dallas
- 7d WR Sammie Stroughter, Oregon State

**2010 (DRAFTED #3)**

- 1 DT Gerald McCoy, Oklahoma
- 2a DT Brian Price, UCLA
- 2b WR Arreluios Benn, Illinois
- 3 CB Myron Lewis, Vanderbilt
- 4 WR Mike Williams, Syracuse
- 5a traded to Cleveland in 2009 for TE Kellen Winslow
- 5b traded to Oakland
- 6 P Brent Bowden, Virginia Tech
- 7a S Cody Grimm, Virginia Tech
- 7b LB Dekoda Watson, Florida State
- 7c DE Erik Lorig, Stanford

**2011 (DRAFTED ALTERNATELY #20-19)**

- 1 DE Adrian Clayborn, Iowa
- 2 DE Da'Quan Bowers, Clemson
- 3 LB Mason Foster, Washington
- 4 TE Luke Stocker, Tennessee
- 5 S Ahmad Black, Florida
- 6a traded to Philadelphia in 2010 for WR Reggie Brown
- 6b RB Allen Bradford, USC
- 7a CB Anthony Gaitor, Florida International
- 7b TE Daniel Hardy, Idaho

**2012 (DRAFTED ALTERNATELY #5-4)**

- 1a S Mark Barron, Alabama,
- 1b RB Doug Martin, Boise State
- 2 LB Lavonte David, Nebraska
- 5 LB Najee Goode, West Virginia
- 6 DB Keith Tandy, West Virginia
- 7a RB Michael Smith, Utah State
- 7b TE Drake Dunsmore, Northwestern

**2013 (DRAFTED ALTERNATELY #13-11, 15-14)**

- 1 traded to New York Jets for CB Darrelle Revis
- 2 CB Johnthan Banks, Mississippi State
- 3 QB Mike Glennon, North Carolina State
- 4a DT Akeem Spence, Illinois
- 4b DE William Gholston, Michigan State
- 5 DE Steven Means, Buffalo
- 6 RB Mike James, Miami (FL)
- 7 traded to Philadelphia

**2014 (DRAFTED ALTERNATELY #7-3)**

- 1 WR Mike Evans, Texas A&M,
- 2 TE Austin Seferian-Jenkins, Washington
- 3 RB Charles Sims, West Virginia
- 4 traded in 2013 to New York Jets for CB Darrelle Revis,
- 5a G Kadeem Edwards, Tennessee State
- 5b T Kevin Pamphile, Purdue
- 6 traded to Chicago for G/T Gabe Carimi
- 6 WR Robert Herron, Wyoming
- 7 traded to Buffalo

**2015 (DRAFTED ALTERNATELY #1-2)**

- 1 QB Jameis Winston, Florida State
- 2a T Donovan Smith, Penn State
- 2b G Ali Marpet, Hobart
- 3 traded to Indianapolis
- 4a traded to New England for G Logan Mankins
- 4b LB Kwon Alexander, LSU
- 5a traded to Buffalo
- 5b WR Kenny Bell, Nebraska
- 6a traded to New England
- 6b WR Kaelin Clay, Utah
- 7a traded to Oakland
- 7b FB Joey Josefa

**2016 (DRAFTED ALTERNATELY #9-8-11-10)**

- 1 CB Vernon Hargreaves III, Florida
- 2a DE Noah Spence, Eastern Kentucky
- 2b K Roberto Aguayo, Florida State
- 3 Traded to Kansas City
- 4 DB Ryan Smith, North Carolina Central
- 5 OL Caleb Benenoch, UCLA
- 6a LB Devante Bond, Oklahoma
- 6b TE Danny Vitale, Northwestern



# BUCCANEERS IN FREE AGENCY

Includes only unrestricted and restricted free agents

## FREE AGENTS SIGNED

PLAYER TEAM

### 1989 (6)

LB	Sam Anno	Minnesota
QB	Kerwin Bell	Atlanta
CB	Sherman Coccoft	Buffalo
WR	Willie Drewrey	Houston
RB	Sylvester Stamps	Atlanta
CB	Sidney Johnson	Kansas City

### 1990 (5)

LB	Adam Bob	N.Y. Jets
CB	Evan Cooper	Atlanta
T	Scott Dill	Phoenix
CB	Eric Everett	Philadelphia
CB	Rodney Rice	New England

### 1991 (4)

CB	William Frizzell	Philadelphia
DE	Marlon Jones	Cleveland
RB	Jamie Lawson	New England
DE	Derrell Robertson	Detroit

### 1992 (10)

LB	Ed Brady	Cincinnati
LB	Reggie Burnette	Green Bay
QB	Steve DeBerg	Kansas City
T	John Hunter	Atlanta
S	Joe King	Cleveland
CB	Sammy Lilly	L.A. Rams
CB	Milton Mack	New Orleans
G	Bruce Reimers	Cincinnati
P	Dan Stryzinski	Pittsburgh
PK	Ken Willis	Dallas

### 1993 (8)

S	Barney Bussey	Cincinnati
S	Jerry Gray	Houston
CB	Martin Mayhew	Washington
T	Anthony Munoz	Cincinnati
LB	Hardy Nickerson	Pittsburgh
QB	Mark Vlasic	Kansas City
LB	Van Waiters	Minnesota
RB	Vince Workman*	Green Bay

### 1994 (7)

CB	Charles Dimry	Denver
TE	Jackie Harris*	Green Bay
DE	Jeff Hunter	Miami
T	Tim Irwin	Minnesota
LB	Lonnie Marts	Kansas City
CB	Mike McGruder	San Francisco
CB	Tony Stargell	Indianapolis

## FREE AGENTS LOST

PLAYER TEAM

### 1989 (8)

RB	Kerry Goode	Denver
RB	Bobby Howard	Green Bay
LB	Victor Jones	Detroit
TE	Calvin Magee	Houston
RB	Jeff Smith	Green Bay
C	Kevin Thomas	Seattle
LB	Jackie Walker	N.Y. Jets
LB	Chris Washington	San Francisco

### 1990 (7)

CB	Sherman Coccoft	Detroit
CB	Donnie Elder	Miami
TE	William Harris	Green Bay
G	Mike Simmonds	San Diego
RB	Don Smith	Buffalo
DE	Rhondy Weston	Cleveland
RB	James Wilder	Washington

### 1991 (7)

LB	Sidney Coleman	Phoenix
RB	Derrick Douglas	Green Bay
CB	Odie Harris	Dallas
WR	Frank Pillow	Detroit
DT	Benji Roland	Atlanta
T	Harry Swayne	San Diego
DT	Willie Wyatt	Pittsburgh

### 1992 (10)

LB	Sam Anno	San Diego
G	John Bruhin	Philadelphia
QB	Jeff Carlson	N.Y. Giants
PK	Steve Christie	Buffalo
CB	Alonzo Hampton	Cleveland
LB	Eugene Marve	San Diego
NT	Gerald Nichols	Miami
QB	Pat O'Hara	San Diego
P	Mark Royals	Pittsburgh
TE	Ed Thomas	Buffalo

### 1993 (2)

QB	Vinny Testaverde	Cleveland
WR	Mark Carrier	Cleveland

### 1994 (6)

RB	Reggie Cobb	Green Bay
LB	Darrick Brownlow	Dallas
DT	Rhett Hall	San Francisco
TE	Ron Hall	Detroit
CB	Ricky Reynolds	New England
DT	Ray Seals	Pittsburgh

ADMINISTRATION

PLAYERS

2015 REVIEW

HISTORY

RECORDS

SIDELINES

## FREE AGENTS SIGNED

PLAYER	TEAM
<b>1995 (6)</b>	
S John Booty	N.Y. Giants
S Kenneth Gant	Dallas
WR Alvin Harper	Dallas
P Reggie Roby	Washington
DT Marc Spindler	Detroit
KR Clarence Verdin	Atlanta

**1996 (4)**

T Scott Adams	Chicago
CB Tyrone Legette	New Orleans
CB Jay Taylor	Kansas City
RB LeRoy Thompson	Kansas City

**1997 (1)**

QB Steve Walsh	St. Louis
----------------	-----------

**1998 (2)**

WR Bert Emanuel*	Atlanta
T Jason Mathews	Indianapolis

**1999 (0)**

None	
------	--

**2000 (2)**

C Jeff Christy	Minnesota
RB Jerry Ellison	New England

**2001 (2)**

QB Brad Johnson	Washington
DE Simeon Rice	Arizona

**2002 (5)**

TE Marco Battaglia	Washington
G Kerry Jenkins	N.Y. Jets
WR Joe Jurevicius	N.Y. Giants
RB Michael Pittman	Arizona
DE Greg Spires	Cleveland

**2003 (2)**

C John Wade	Jacksonville
G Jason Whittle	N.Y. Giants

## FREE AGENTS LOST

PLAYER	TEAM
<b>1995 (5)</b>	
LB Jeff Brady	Minnesota
S Marty Carter	Chicago
S Tony Covington	Seattle
P Dan Stryzinski	Atlanta
KR Vernon Turner	Carolina

**1996 (7)**

DT Santana Dotson	Green Bay
CB Mike McGruder	New England
G Charles McRae	Oakland
QB Todd Philcox	Jacksonville
G Mike Sullivan	Chicago
DT Mark Wheeler	New England
S Curtis Buckley*	San Francisco

**1997 (4)**

G Ian Beckles	Philadelphia
LB Demetrius DuBose	N.Y. Jets
LB Lonnie Marts	Houston
WR Courtney Hawkins	Pittsburgh

**1998 (4)**

DE Eric Curry	Green Bay
TE Jackie Harris	Tennessee
P Sean Landeta	Green Bay
LG Jim Pyne	Detroit

**1999 (0)**

None	
------	--

**2000 (2)**

QB Trent Dilfer	Baltimore
LB Hardy Nickerson	Jacksonville

**2001 (5)**

LB Don Davis	St. Louis
TE Patrick Hape	Denver
DT Tyoka Jackson	St. Louis
G Frank Middleton	Oakland
S Damien Robinson	N.Y. Jets

**2002 (9)**

RB Rabi Abdullah	Chicago
WR Reidel Anthony	Washington
K Doug Brien	Minnesota
DT James Cannida	Indianapolis
LB Jamie Duncan	St. Louis
RB Warrick Dunn	Atlanta
WR Jacquez Green	Washington
T Pete Pierson	Indianapolis
DE Steve White	N.Y. Jets

**2003 (3)**

S Dexter Jackson	Arizona
QB Rob Johnson	Washington
LB Alshermund Singleton	Dallas

**FREE AGENTS SIGNED**

**PLAYER TEAM**

**2004 (14)**

RB	Brandon Bennett	Cincinnati
P	Josh Bidwell	Green Bay
LB	Keith Burns	Denver
FB	Greg Comella	Houston
CB	Mario Edwards	Dallas
RB	Charlie Garner	Oakland
QB	Jason Garrett	N.Y. Giants
LB	Ian Gold	Denver
LB	Jeff Gooch	Detroit
DE	Lamar King	Seattle
CB	Tommy Knight	Baltimore
G	Matt O'Dwyer	Cincinnati
DT	Darrell Russell	Washington
G	Matt Stinchcomb	Oakland

**2005 (2)**

TE	Anthony Becht	N.Y. Jets
DT	Chris Hovan	Minnesota

**2006 (4)**

WR	David Boston	Miami
G	Toniu Fonoti	Minnesota
T	Torrin Tucker*	Dallas
LB	Jamie Winborn	Jacksonville

**2007 (5)**

FB	B.J. Askew	N.Y. Jets
DE/LB	Patrick Chukwurah	Denver
QB	Jeff Garcia	Philadelphia
LB	Cato June	Indianapolis
TE	Jerramy Stevens	Seattle

**2008 (9)**

DE	Marques Douglas	San Francisco
C	Jeff Faine	New Orleans
TE	John Gilmore	Chicago
LB	Leon Joe	Buffalo
LB	Teddy Lehman	Detroit
LB	Matt McCoy	New Orleans
TE	Ben Troupe	Tennessee
DE	Jimmy Wilkerson	Kansas City
DB	Eugene Wilson	New England

**2009 (4)**

LB	Angelo Crowell	Buffalo
QB	Byron Leftwich	Pittsburgh
K	Mike Nugent	N.Y. Jets
RB	Derrick Ward	N.Y. Giants

**2010 (1)**

S	Sean Jones	Philadelphia
---	------------	--------------

**FREE AGENTS LOST**

**PLAYER TEAM**

**2004 (8)**

T	Cornell Green	Denver
RB	Thomas Jones	Chicago
QB	Shaun King	Arizona
DT	Warren Sapp	Oakland
RB	Aaron Stecker	New Orleans
P	Tom Tupa	Washington
LB	Nate Webster	Cincinnati
TE	Todd Yoder	Jacksonville

**2005 (6)**

LB	Keith Burns	Denver
G	Cosey Coleman	Cleveland
DT	Chartric Darby	Seattle
WR	Charles Lee	Arizona
G	Matt O'Dwyer	Green Bay
S	Dwight Smith	New Orleans

**2006 (3)**

FB	Jameel Cook	Houston
S	Dexter Jackson	Cincinnati
T	Todd Steussie	St. Louis

**2007 (3)**

T	Cornell Green	Oakland
G/C	Sean Mahan	Pittsburgh
DE	Dewayne White	Detroit

**2008 (7)**

TE	Anthony Becht	St. Louis
WR	Mark Jones	San Diego
CB	Brian Kelly	Detroit
C	Matt Lehr	New Orleans
S	Kalvin Pearson*	Detroit
RB	Michael Pittman	Denver
C	John Wade	Oakland

**2009 (2)**

DT	Jovan Haye	Tennessee
CB	Phillip Buchanon	Detroit

**2010 (3)**

S	Will Allen	Pittsburgh
WR	Antonio Bryant	Cincinnati
DE	Jimmy Wilkerson	New Orleans

**2011 (6)**

TE	John Gilmore	Pittsburgh
LB	Niko Koutouvides	New England
LB	Barrett Ruud	Tennessee
WR	Maurice Stovall	Detroit
DE	Stylez G. White	Minnesota
RB	Carnell Williams	St. Louis

**ADMINISTRATION**

**PLAYERS**

**2015 REVIEW**

**HISTORY**

**RECORDS**

**SIDELINES**

## FREE AGENTS SIGNED

PLAYER	TEAM
--------	------

## 2011 (3)

P	Michael Koenen	Atlanta
DT	John McCargo	Buffalo
CB	Ashton Youboty	Buffalo

## 2012 (8)

DT	Gary Gibson	St. Louis
DL	Wallace Gilberry	Kansas City
WR	Vincent Jackson	San Diego
T	Jamon Meredith	Pittsburgh
G	Carl Nicks	New Orleans
DT	Amobi Okoye	Chicago
QB	Dan Orlovsky	Indianapolis
CB	Eric Wright	Detroit

## 2013 (5)

LB	Jonathan Casillas	New Orleans
TE	Tom Crabtree	Green Bay
S	Dashon Goldson	San Francisco
DT	Derek Landri	Philadelphia
WR	Kevin Ogletree	Dallas

## 2014 (13)

T	Anthony Collins	Cincinnati
G	Oniel Cousins	Cleveland
C	Evan Dietrich-Smith	Green Bay
LB	Dane Fletcher	New England
WR	Lavelle Hawkins	San Diego
CB	Mike Jenkins	Oakland
DE	Michael Johnson	Cincinnati
QB	Josh McCown	Chicago
DT	Clinton McDonald	Seattle
WR	Louis Murphy Jr.	N.Y. Giants
TE	Brandon Myers	N.Y. Giants
CB	Alterraun Verner	Tennessee
S	Major Wright	Chicago

## 2015 (5)

LB	Bruce Carter	Dallas
S	Chris Conte	Chicago
LB	Larry Dean	Buffalo
DT	Henry Melton	Dallas
CB	Sterling Moore	Dallas

\*denotes restricted free agents

## 2015 (5)

P	Bryan Anger	Jacksonville
DE	Robert Ayers Jr.	New York Giants
CB	Josh Robinson	Minnesota
G	J.R. Sweezy	Seattle

\*denotes restricted free agents

## FREE AGENTS LOST

PLAYER	TEAM
--------	------

## 2012 (7)

LB	Geno Hayes	Chicago
QB	Josh Johnson	San Francisco
S	Sean Jones	Detroit
T	James Lee	Washington
S	Corey Lynch	San Diego
CB	Elbert Mack	New Orleans
WR	Micheal Spurlock	San Diego

## 2013 (4)

DE	Michael Bennett	Seattle
CB	E.J. Biggers	Washington
DT	Roy Miller	Jacksonville
T	Jeremy Trueblood	Washington

## 2014 (6)

LB	Adam Hayward	Washington
G/C	Ted Larsen	Arizona
FB	Erik Lorig	New Orleans
QB	Dan Orlovsky	Detroit
WR	Tiquan Underwood	Carolina
LB	Dekoda Watson	Jacksonville

## 2015 (3)

DE	Adrian Clayborn	Atlanta
LB	Dane Fletcher	New England
LB	Mason Foster	Chicago

\*denotes restricted free agent

## 2016 (0)

CB	Sterling Moore	Buffalo
RB	Bobby Rainey	N.Y. Giants

# YEAR-BY-YEAR LEADERS

## RUSHING (Yards)

YEAR	PLAYER	ATT.	YDS.	AVG.	LG	TD
1976	Louis Carter	171	521	3.0	26	1
1977	Ricky Bell	148	436	2.9	20	1
1978	Ricky Bell	185	679	3.7	56	6
1979	Ricky Bell	283	1,263	4.5	49	7
1980	Ricky Bell	174	599	3.4	40	2
1981	Jerry Eckwood	172	651	3.8	59	2
1982	James Wilder	83	324	3.9	47	3
1983	James Wilder	61	640	4.0	75t	4
1984	James Wilder	407	1,544	3.8	37	13
1985	James Wilder	365	1,300	3.6	28	10
1986	James Wilder	190	704	3.7	45t	2
1987	James Wilder	106	488	4.6	21	0
1988	Lars Tate	122	467	3.8	47t	7
1989	Lars Tate	167	589	3.5	48	8
1990	Gary Anderson	166	646	3.9	22	3
1991	Reggie Cobb	196	752	3.8	59t	7
1992	Reggie Cobb	310	1,171	3.8	25	9
1993	Reggie Cobb	221	658	3.0	16	3
1994	Errict Rhett	284	1,011	3.6	27	7
1995	Errict Rhett	332	1,207	3.6	21	11
1996	Errict Rhett	176	539	3.1	35	3
1997	Warrick Dunn	224	978	4.4	76	4
1998	Warrick Dunn	245	1,026	4.2	50	2
1999	Mike Alstott	242	949	3.9	30	7
2000	Warrick Dunn	248	1,133	4.6	70t	8
2001	Mike Alstott	165	680	4.1	39t	10
2002	Michael Pittman	204	718	3.5	21	1
2003	Michael Pittman	187	751	4.0	17	0
2004	Michael Pittman	219	926	4.2	78t	7
2005	Carnell Williams	290	1,178	4.1	71t	6
2006	Carnell Williams	225	798	3.5	38	1
2007	Earnest Graham	222	898	4.0	28t	10
2008	Warrick Dunn	186	786	4.2	40	2
2009	Carnell Williams	211	823	3.9	35	4
2010	LeGarrette Blount	201	1,007	5.0	53	6
2011	LeGarrette Blount	184	781	4.2	54t	5
2012	Doug Martin	319	1,454	4.6	70t	11
2013	Bobby Rainey	137	532	3.9	80t	5
2014	Doug Martin	134	494	3.7	63	2
2015	Doug Martin	288	1,402	4.9	84	6

ADMINISTRATION

PLAYERS

2015 REVIEW

HISTORY

RECORDS

SIDELINES

## PASSING

YEAR	PLAYER	ATT.	COMP.	YDS.	PCT.	TD	INT.	RATING
1976	Steve Spurrier	311	156	1,628	50.2	7	12	57.1
1977	Gary Huff	138	67	889	48.6	3	13	37.0
1978	Doug Williams	194	73	1,170	37.6	7	8	53.5
1979	Doug Williams	387	166	2,448	41.8	18	24	52.6
1980	Doug Williams	521	254	3,396	48.8	20	16	69.7
1981	Doug Williams	471	238	3,563	50.5	19	14	76.5
1982	Doug Williams	307	164	2,071	53.4	9	11	69.4
1983	Jack Thompson	423	249	2,906	58.9	18	21	73.3
1984	Steve DeBerg	509	308	3,554	60.5	19	18	79.3
1985	Steve DeBerg	370	197	2,488	53.2	19	18	71.3
1986	Steve Young	363	195	2,382	53.7	8	13	65.5
1987	Steve DeBerg	275	159	1,891	57.8	14	7	85.3
1988	Vinny Testaverde	466	222	3,240	47.6	13	35	48.8
1989	Vinny Testaverde	480	258	3,133	53.8	20	22	68.9
1990	Vinny Testaverde	365	203	2,818	55.6	17	18	75.6
1991	Vinny Testaverde	326	166	1,994	50.9	8	15	59.0
1992	Vinny Testaverde	358	206	2,554	57.5	14	16	74.2
1993	Craig Erickson	457	233	3,054	51.0	18	21	66.4
1994	Craig Erickson	399	225	2,919	56.4	16	10	82.5
1995	Trent Dilfer	415	224	2,774	54.0	4	18	60.1
1996	Trent Dilfer	482	267	2,859	55.4	12	19	64.8
1997	Trent Dilfer	386	217	2,555	56.2	21	11	82.8
1998	Trent Dilfer	429	225	2,729	52.4	21	15	74.0
1999	Trent Dilfer	244	146	1,619	59.8	11	11	75.8
2000	Shaun King	428	233	2,769	54.4	18	13	75.8
2001	Brad Johnson	559	340	3,406	60.8	13	11	77.7
2002	Brad Johnson	451	281	3,049	62.3	22	6	92.9
2003	Brad Johnson	570	354	3,811	62.1	26	21	81.5
2004	Brian Griese	336	233	2,632	69.3	20	12	97.5
2005	Chris Simms	313	191	2,035	61.0	10	7	81.4
2006	Bruce Gradkowski	328	177	1,661	54.0	9	9	65.9
2007	Jeff Garcia	327	209	2,440	63.9	13	4	94.6
2008	Jeff Garcia	376	244	2,712	64.9	12	6	90.2
2009	Josh Freeman	290	158	1,855	54.5	10	18	59.8
2010	Josh Freeman	474	291	3,451	61.4	25	6	95.9
2011	Josh Freeman	551	346	3,592	62.8	16	22	74.6
2012	Josh Freeman	558	306	4,065	54.8	27	17	81.6
2013	Mike Glennon	416	247	2,608	59.4	19	9	83.9
2014	Josh McCown	327	184	2,206	56.3	11	14	70.5
2015	Jameis Winston	535	312	4,042	58.3	22	15	84.2

## RECEIVING (Receptions)

YEAR	PLAYER	REC.	YDS.	AVG.	LG	TD
1976	Morris Owens	30	390	13.0	27	6
1977	Morris Owens	34	655	19.3	67t	3
1978	Morris Owens	32	640	20.0	66	5
1979	Jimmie Giles	40	579	14.5	66t	7
1980	Gordon Jones	48	669	13.9	41t	5
1981	Kevin House	56	1,176	21.0	84t	9
1982	James Wilder	53	466	8.8	32	1
1983	James Wilder	57	380	6.7	31	2
1984	James Wilder	85	685	8.1	50	0
1985	James Wilder	53	341	6.5	20	0
1986	Calvin Magee	45	564	12.5	45	5
1987	James Wilder	40	328	8.2	32	1
1988	Bruce Hill	58	1,040	17.9	42t	9
1989	Mark Carrier	86	1,422	16.5	78t	9
1990	Mark Carrier	49	813	16.6	68t	4
1991	Lawrence Dawsey	55	818	14.9	65t	3
1992	Lawrence Dawsey	60	776	12.9	41	1
1993	Courtney Hawkins	62	933	15.0	67	5
1994	Lawrence Dawsey	46	673	14.6	46	1
1995	Jackie Harris	62	751	12.1	33	1
1996	Mike Alstott	65	557	8.6	29	3
1997	Warrick Dunn	39	462	11.8	59t	3
1998	Reidel Anthony	51	708	13.9	79t	7
1999	Warrick Dunn	64	589	9.2	68	2
2000	Keyshawn Johnson	71	874	12.3	38	8
2001	Keyshawn Johnson	106	1,266	11.9	47	1
2002	Keyshawn Johnson	76	1,088	14.3	76t	5
2003	Keenan McCardell	84	1,174	14.0	76t	8
2004	Michael Clayton	80	1,193	14.9	75t	7
2005	Joey Galloway	83	1,287	15.5	80t	10
2006	Joey Galloway	62	1,057	17.0	64t	7
2007	Ike Hilliard	62	722	11.6	56	1
2008	Antonio Bryant	83	1,248	15.0	71t	7
2009	Kellen Winslow	77	884	11.5	42t	5
2010	Kellen Winslow	66	730	11.1	41t	5
2011	Kellen Winslow	75	763	10.2	37	2
2012	Vincent Jackson	72	1,384	19.2	95	8
2013	Vincent Jackson	78	1,224	15.7	60	7
2014	Vincent Jackson	70	1,002	14.3	50	2
2015	Mike Evans	74	1,206	16.3	68	3

ADMINISTRATION

PLAYERS

2015 REVIEW

HISTORY

RECORDS

SIDELINES

## SCORING

YEAR	PLAYER	TD	PAT	FG	TP
1976	Morris Owens	6	0	0	36
1977	Allan Leavitt	0	5	5	20
1978	Neil O'Donoghue	0	25	13	64
1979	Neil O'Donoghue	0	30	11	63
1980	Garó Yepremian	0	31	16	79
1981	Bill Capece	0	30	15	75
1982	Bill Capece	0	14	18	68
1983	Bill Capece	0	23	10	53
1984	Obed Ariri	0	38	19	95
1985	Donald Igwebuike	0	30	22	96
1986	Donald Igwebuike	0	26	17	77
1987	Donald Igwebuike	0	24	14	66
1988	Donald Igwebuike	0	21	19	78
1989	Donald Igwebuike	0	33	22	99
1990	Steve Christie	0	27	23	96
1991	Steve Christie	0	22	15	67
1992	Reggie Cobb	9	0	0	54
1993	Michael Husted	0	27	16	75
1994	Michael Husted	0	20	23	89
1995	Michael Husted	0	25	19	82
1996	Michael Husted	0	18	25	93
1997	Michael Husted	0	32	13	71
1998	Michael Husted	0	29	21	92
1999	Martin Gramatica	0	25	27	106
2000	Martin Gramatica	0	42	28	126
2001	Martin Gramatica	0	28	23	97
2002	Martin Gramatica	0	32	32	128
2003	Martin Gramatica	0	33	16	81
2004	Michael Pittman	10	0	0	60
2005	Matt Bryant	0	31	21	94
2006	Matt Bryant	0	22	17	73
2007	Matt Bryant	0	34	28	118
2008	Matt Bryant	0	35	32	131
2009	Connor Barth	0	12	14	54
2010	Connor Barth	0	36	23	105
2011	Connor Barth	0	23	26	101
2012	Connor Barth	0	39	28	123
2013	Rian Lindell	0	31	23	100
2014	Patrick Murray	0	31	20	91
2015	Connor Barth	0	25	23	94



## KICKOFF RETURNS (Yards)

YEAR	PLAYER	NO.	YDS.	AVG.	LG	TD
1976	Rod McNeill	17	384	22.6	43	0
1977	Isaac Hagins	21	493	23.5	41	0
1978	George Ragsdale	24	555	23.1	46	0
1979	George Ragsdale	34	675	19.9	30	0
1980	Gary Davis	44	951	21.6	54	0
1981	John Holt	11	274	24.9	40	0
1982	Michael Morton	21	361	17.2	26	0
1983	Michael Morton	30	689	23.0	50	0
1984	Michael Morton	38	835	22.0	43	0
1985	Phil Freeman	48	1,085	22.6	58	0
1986	Phil Freeman	31	582	18.8	33	0
1987	Bobby Futrell	31	609	19.6	40	0
1988	Donnie Elder	34	772	22.7	51	0
1989	Donnie Elder	40	685	17.1	30	0
1990	Danny Peebles	18	369	20.5	55	0
1991	Willie Drewrey	12	246	20.5	43	0
1992	Gary Anderson	29	564	19.4	39	0
1993	Charles Wilson	23	454	19.7	42	0
1994	Charles Wilson	10	251	25.1	41	0
1995	Bobby Joe Edmonds	58	1,147	19.8	44	0
1996	Karl Williams	14	383	27.4	63	0
1997	Reidel Anthony	25	592	23.7	51	0
1998	Reidel Anthony	46	1,118	24.3	60	0
1999	Reidel Anthony	21	434	20.7	39	0
2000	Aaron Stecker	29	663	22.9	48	0
2001	Frank Murphy	20	445	22.3	39	0
2002	Aaron Stecker	37	934	25.2	67	0
2003	Aaron Stecker	25	520	20.8	44	0
2004	Torrie Cox	33	866	26.2	59	0
2005	Torrie Cox	24	464	19.3	30	0
2006	Michael Pittman	39	867	22.2	37	0
2007	Micheal Spurlock	16	444	27.8	90t	1
2008	Clifton Smith	36	992	27.6	97t	1
2009	Clifton Smith	31	902	29.1	83	0
2010	Micheal Spurlock	44	1,129	25.7	89t	1
2011	Sammie Stroughter	20	540	27.0	78	0
2012	Arrelious Benn	13	306	23.5	55	0
2013	Eric Page	22	548	24.9	44	0
2014	Solomon Patton	18	416	23.1	33	0
2015	Bobby Rainey	19	469	24.7	38	0

ADMINISTRATION

PLAYERS

2015 REVIEW

HISTORY

RECORDS

SIDELINES

## PUNT RETURNS (Yards)

YEAR	PLAYER	NO.	YDS.	AVG.	LG	TD
1976	Danny Reece	20	143	7.2	30	0
1977	Danny Reece	31	276	8.9	36	0
1978	Danny Reece	44	393	8.9	50	0
1979	Danny Reece	70	431	6.2	17	0
1980	Danny Reece	57	313	5.5	19	0
1981	Theo Bell	27	132	4.9	13	0
1982	John Holt	16	81	5.1	22	0
1983	Andre Tyler	27	208	7.7	16	0
1984	Leon Bright	23	173	7.5	21	0
1985	Leon Bright	12	124	10.3	29	0
1986	Bobby Futrell	14	67	4.8	12	0
1987	Bobby Futrell	24	213	8.9	22	0
1988	Bobby Futrell	27	283	10.5	40	0
1989	Willie Drewrey	20	220	11.0	55	0
1990	Willie Drewrey	23	184	8.0	16	0
1991	Willie Drewrey	38	360	9.5	33	0
1992	Courtney Hawkins	13	53	4.1	17	0
1993	Courtney Hawkins	15	166	11.1	35	0
1994	Vernon Turner	21	218	10.4	80t	1
1995	Bobby Joe Edmonds	29	293	10.1	45	0
1996	Karl Williams	13	274	21.1	88t	1
1997	Karl Williams	46	597	13.0	63	1
1998	Jacquez Green	30	453	15.1	95t	1
1999	Jacquez Green	23	204	8.9	31	0
2000	Karl Williams	31	286	9.2	73t	1
2001	Karl Williams	35	366	10.5	84t	1
2002	Karl Williams	43	410	9.5	56t	1
2003	Karl Williams	15	110	7.3	19	0
2004	Joey Galloway	20	142	7.1	59t	1
2005	Mark Jones	51	492	9.6	31	0
2006	Ike Hilliard	24	163	6.8	16	0
2007	Mark Jones	12	143	11.9	35	0
2008	Clifton Smith	23	324	14.1	70t	1
2009	Clifton Smith	23	232	10.1	21	0
2010	Micheal Spurlock	28	193	6.9	23	0
2011	Preston Parker	23	210	9.1	34	0
2012	Roscoe Parrish	30	298	9.9	39	0
2013	Eric Page	23	251	10.9	52	0
2014	Solomon Patton	10	112	11.2	33	0
2015	Bobby Rainey	29	288	9.9	58	0

## INTERCEPTIONS

YEAR	PLAYER	NO.	YDS.	AVG.	LG	TD
1976	Mark Cotney	3	25	8.3	25	0
1977	Mike Washington	5	71	14.2	45t	1
1978	Cedric Brown	6	110	18.3	29	0
1979	Cedric Brown	3	79	26.3	72	0
	Mike Washington	3	64	21.3	49t	1
	Jeris White	3	39	13.0	39	0
1980	Mike Washington	4	30	7.5	16	0
1981	Cedric Brown	9	215	23.9	81t	2
1982	Neal Colzie	3	64	21.3	51	0
	Cedric Brown	3	31	10.3	24	0
	Mike Washington	3	13	4.3	13	0
1983	Beasley Reece	6	70	11.7	29	0
1984	Mark Cotney	5	123	24.6	26	0
1985	Jeremiah Castille	7	49	7.0	20	0
1986	Vito McKeever	3	12	4.0	10	0
1987	Paul Tripoli	3	17	5.7	15t	1
1988	Harry Hamilton	6	123	20.5	58	0
1989	Harry Hamilton	6	70	11.7	30	0
	Mark Robinson	6	44	7.3	16	0
1990	Wayne Haddix	7	231	33.0	65t	3
1991	Tony Covington	3	21	7.0	18	0
1992	Darrell Fullington	3	25	8.3	16	0
	Marty Carter	3	1	0.3	1	0
	Milton Mack	3	0	0.0	0	0
1993	Joe King	3	29	9.7	28	0
1994	Hardy Nickerson	2	9	4.5	10	0
	Martin Mayhew	2	4	2.0	4	0
1995	Martin Mayhew	5	81	16.2	40	0
1996	Donnie Abraham	5	27	5.4	21	0
1997	Donnie Abraham	5	16	3.2	16	0
1998	Charles Mincy	4	58	14.5	22t	1
1999	Donnie Abraham	7	115	16.4	55t	2
2000	Donnie Abraham	7	82	11.7	23	0
2001	Ronde Barber	10	86	8.6	36t	1
2002	Brian Kelly	8	68	8.5	31	0
2003	Dwight Smith	5	3	0.6	3	0
2004	Brian Kelly	4	101	25.3	75	0
2005	Ronde Barber	5	105	21.0	42	0
2006	Ronde Barber	3	103	34.3	66t	2
	Derrick Brooks	3	51	17.0	21t	1
2007	Jermaine Phillips	4	2	0.5	2	0
2008	Ronde Barber	4	69	17.3	65t	1
2009	Aqib Talib	5	99	19.8	32	0
	Tanard Jackson	5	86	17.2	35t	2
2010	Aqib Talib	6	91	15.2	45t	1
2011	Ronde Barber	3	12	4.0	12	0
2012	Ronde Barber	4	160	40.0	78t	1
2013	Lavonte David	5	87	17.4	32	0
2014	Johnthan Banks	4	69	17.3	32	1
2015	Lavonte David	3	19	6.3	20t	1

## TACKLE/SACK LEADERS

1976	Tackles:	LB Richard Wood 96, DT Dave Pear 91, S Ken Stone 72
	Sacks:	DE Council Rudolph, DE Lee Roy Selmon 5
1977	Tackles:	LB Dewey Selmon 167, LB Richard Wood 141, S Cedric Brown 116
	Sacks:	DE Lee Roy Selmon 13
1978	Tackles:	LB Richard Wood 168, LB Dewey Selmon 158, DT Dave Pear 127
	Sacks:	DE Lee Roy Selmon 11
1979	Tackles:	LB Richard Wood 158, LB Dewey Selmon 125, DE Lee Roy Selmon 117
	Sacks:	DE Lee Roy Selmon 11
1980	Tackles:	LB Richard Wood 114, S Mark Cotney 105, LB David Lewis 101
	Sacks:	DE Lee Roy Selmon 9

1981	Tackles: Sacks:	LB Cecil Johnson 174, LB Hugh Green 151, LB Richard Wood 140 DE Lee Roy Selmon 6.5
1982	Tackles: Sacks:	LB Hugh Green 71, LB Cecil Johnson 70, LB Scot Brantley 62 DE Dave Stalls 6.5
1983	Tackles: Sacks:	LB Hugh Green 138, LB Jeff Davis 137, LB Scot Brantley 134 DE Lee Roy Selmon 11
1984	Tackles: Sacks:	LB Jeff Davis 165, DT David Logan 106, LB Scot Brantley 105 DE Lee Roy Selmon 8
1985	Tackles: Sacks:	LB Jeff Davis 132, LB Chris Washington 102, S Ivory Sully 98 DT David Logan 6.5
1986	Tackles: Sacks:	LB Jeff Davis 136, LB Scot Brantley 127, LB Chris Washington 94 LB Keith Browner, LB Chris Washington 4
1987	Tackles: Sacks:	LB Ervin Randle 108, LB Jeff Davis 70, CB Ricky Reynolds 70 DE Ron Holmes 8
1988	Tackles: Sacks:	LB Eugene Marve 121, S Harry Hamilton 107, LB Kevin Murphy 75 DE Ron Holmes 4
1989	Tackles: Sacks:	LB Ervin Randle 114, LB Eugene Marve 106, S Mark Robinson 104 LB Kevin Murphy 6
1990	Tackles: Sacks:	S Harry Hamilton 119, S Mark Robinson 115, LB Eugene Marve 111 LB Broderick Thomas 7.5
1991	Tackles: Sacks:	LB Broderick Thomas 174, LB Jesse Solomon 128, S Tony Covington 84 LB Broderick Thomas 11
1992	Tackles: Sacks:	S Marty Carter 118, LB Jimmy Williams 115, LB Broderick Thomas 113 DT Santana Dotson 10
1993	Tackles: Sacks:	LB Hardy Nickerson 214, S Marty Carter 130, CB Martin Mayhew 76 DE Ray Seals 8.5
1994	Tackles: Sacks:	LB Hardy Nickerson 122, S Marty Carter 93, S Barney Bussey 72 DT Brad Culpepper 4
1995	Tackles: Sacks:	LB Hardy Nickerson 143, LB Derrick Brooks 79, CB Charles Dimry 77 DT Santana Dotson 5
1996	Tackles: Sacks:	LB Derrick Brooks 133, LB Hardy Nickerson 120, S John Lynch 103 DT Warren Sapp 9
1997	Tackles: Sacks:	LB Hardy Nickerson 194, LB Derrick Brooks 182, S John Lynch 154 DT Warren Sapp 10.5
1998	Tackles: Sacks:	LB Derrick Brooks 189, S John Lynch 107, S Charles Mincy 95 DT Brad Culpepper 9
1999	Tackles: Sacks:	LB Derrick Brooks 180, LB Hardy Nickerson 141, S John Lynch 128 DT Warren Sapp 12.5
2000	Tackles: Sacks:	LB Derrick Brooks 179, S John Lynch 110, S Damien Robinson 104 DT Warren Sapp 16.5
2001	Tackles: Sacks:	LB Derrick Brooks 165, LB Jamie Duncan 130, S John Lynch 105 DE Simeon Rice 11
2002	Tackles: Sacks:	LB Derrick Brooks 170, LB Shelton Quarles 159, S John Lynch 96 DE Simeon Rice 15.5
2003	Tackles: Sacks:	LB Derrick Brooks 151, CB Ronde Barber 111, LB Shelton Quarles 110 DE Simeon Rice 15.0
2004	Tackles: Sacks:	LB Derrick Brooks 172, LB Shelton Quarles 163, LB Ian Gold 120 DE Simeon Rice 12.0
2005	Tackles: Sacks:	LB Shelton Quarles 196, LB Derrick Brooks 174, CB Ronde Barber 120 DE Simeon Rice 14.0
2006	Tackles: Sacks:	LB Derrick Brooks 150, LB Shelton Quarles 136, Jermaine Phillips 124 DE Greg Spires 5.0, DE Dewayne White 5.0, DT Ellis Wyms 5.0
2007	Tackles: Sacks:	LB Barrett Ruud 169, LB Derrick Brooks 162, LB Cato June 120, S Jermaine Phillips 120 DE Greg White 8
2008	Tackles: Sacks:	LB Barrett Ruud 178, LB Derrick Brooks 111, LB Cato June 104, FS Tanard Jackson 102 DE Gaines Adams 6.5
2009	Tackles: Sacks:	LB Barrett Ruud 205, LB Geno Hayes 136, CB Ronde Barber 93, LB Quincy Black 93 DE Stylez G. White 6.5
2010	Tackles: Sacks:	LB Barrett Ruud 161, LB Geno Hayes 104, CB Ronde Barber 102, S Sean Jones 89 DE Stylez G. White 4.5

2011	Tackles:	LB Mason Foster 126, S Sean Jones 92, LB Geno Hayes 86, CB Ronde Barber 77
	Sacks:	DE Adrian Clayborn 7.5
2012	Tackles:	LB Lavonte David 139, LB Mason Foster 104, S Ronde Barber 92, S Mark Barron 88
	Sacks:	DE Michael Bennett 9.0
2013	Tackles:	LB Lavonte David 144, LB Mason Foster 92, S Mark Barron 88, S Dashon Goldson 71
	Sacks:	DT Gerald McCoy 9.5
2014	Tackles:	LB Lavonte David 146, S Dashon Goldson 80, LB Danny Lansanah 79, CB Alterraun Verner 76
	Sacks:	DT Gerald McCoy 8.5
2015	Tackles:	LB Lavonte David 147, LB Kwon Alexander 93, S Bradley McDougald 87, S Chris Conte 78
	Sacks:	DT Gerald McCoy 8.5

## YEAR-BY-YEAR RECORDS

YEAR	REGULAR SEASON				DIV. RANK	POSTSEASON			HEAD COACH	CUM. REC. W/BUCS	
	W	L	T	PCT.		W	L	T		REG.	POST.
1976	0	14	0	.000	#5th	—	—	—	John McKay	(0-14)	
1977	2	12	0	.143	5th	—	—	—	John McKay	(2-26)	
1978	5	11	0	.313	5th	—	—	—	John McKay	(7-37)	
1979	10	6	0	.625	1st	1	1	0	John McKay	(17-43)	(1-1)
1980	5	10	1	.344	t-4th	—	—	—	John McKay	(22-53)	
1981	9	7	0	.563	1st	0	1	0	John McKay	(31-60)	(1-2)
1982	5	4	0	.556	t-2nd	0	1	0	John McKay	(35-64)	(1-3)
1983	2	14	0	.125	5th	—	—	—	John McKay	(37-78)	
1984	6	10	0	.375	3rd	—	—	—	John McKay	(44-88-1)	
1985	2	14	0	.125	5th	—	—	—	Leeman Bennett	(2-14)	
1986	2	14	0	.125	5th	—	—	—	Leeman Bennett	(4-28)	
1987	4	11	0	.267	t-4th	—	—	—	Ray Perkins	(4-11)	
1988	5	11	0	.313	3rd	—	—	—	Ray Perkins	(9-22)	
1989	5	11	0	.313	5th	—	—	—	Ray Perkins	(14-33)	
1990	6	10	0	.375	t-2nd	—	—	—	Ray Perkins *	(19-41)	
									Richard Williamson *	(1-2)	
1991	3	13	0	.188	5th	—	—	—	Richard Williamson	(4-15)	
1992	5	11	0	.313	t-3rd	—	—	—	Sam Wyche	(5-11)	
1993	5	11	0	.313	5th	—	—	—	Sam Wyche	(10-22)	
1994	6	10	0	.375	5th	—	—	—	Sam Wyche	(16-32)	
1995	7	9	0	.438	5th	—	—	—	Sam Wyche	(23-41)	
1996	6	10	0	.375	4th	—	—	—	Tony Dungy	(6-10)	
1997	10	6	0	.625	2nd	1	1	0	Tony Dungy	(16-16)	(1-1)
1998	8	8	0	.500	3rd	—	—	—	Tony Dungy	(24-24)	
1999	11	5	0	.688	1st	1	1	0	Tony Dungy	(35-29)	(2-2)
2000	10	6	0	.625	2nd	0	1	0	Tony Dungy	(45-35)	(2-3)
2001	9	7	0	.563	3rd	0	1	0	Tony Dungy	(54-42)	(2-4)
2002	12	4	0	.750	1st	3	0	0	Jon Gruden	(12-4)	(3-0)
2003	7	9	0	.438	3rd	—	—	—	Jon Gruden	(19-13)	
2004	5	11	0	.313	4th	—	—	—	Jon Gruden	(24-24)	
2005	11	5	0	.688	1st	0	1	0	Jon Gruden	(35-29)	(3-1)
2006	4	12	0	.250	4th	—	—	—	Jon Gruden	(39-41)	
2007	9	7	0	.563	1st	0	1	0	Jon Gruden	(48-48)	(3-2)
2008	9	7	0	.563	3rd	—	—	—	Jon Gruden	(57-55)	
2009	3	13	0	.231	4th	—	—	—	Raheem Morris	(3-13)	
2010	10	6	0	.625	3rd	—	—	—	Raheem Morris	(13-19)	
2011	4	12	0	.250	4th	—	—	—	Raheem Morris	(17-31)	
2012	7	9	0	.438	4th	—	—	—	Greg Schiano	(7-9)	
2013	4	12	0	.250	4th	—	—	—	Greg Schiano	(11-21)	
2014	2	14	0	.125	4th	—	—	—	Lovie Smith	(2-14)	
2015	6	10	0	.375	4th	—	—	—	Lovie Smith	(8-24)	
<b>Totals</b>	<b>241</b>	<b>386</b>	<b>1</b>	<b>.385</b>		<b>6</b>	<b>9</b>	<b>0</b>			

# Tampa Bay was in the AFC West in 1976 only.

\* Ray Perkins coached the first 13 games of 1990, Richard Williamson coached the last three games of 1990.

# BUCCANEER ALL-TIME COACHES RECORDS

(REGULAR SEASON ONLY)

YEAR	HEAD COACH	W-L-T
1976-84	John McKay	44-88-1
1985-86	Leeman Bennett	4-28-0
1987-90	Ray Perkins*	19-41-0
1990-91	Richard Williamson#	4-15-0
1992-95	Sam Wyche	23-41-0
1996-01	Tony Dungy	54-42-0
2002-08	Jon Gruden	57-55-0
2009-11	Raheem Morris	17-31-0
2012-13	Greg Schiano	11-21-0
2014-15	Lovie Smith	8-24-0

\* first 13 games of 1990

# last three games of 1990

## HOME/AWAY RECORDS

YEAR	HOME RECORD				PCT.	YEAR	ROAD RECORD				PCT.
	W	L	T	PCT.			W	L	T	PCT.	
1976	0	7	0	.000	1976	0	7	0	.000		
1977	1	6	0	.143	1977	1	6	0	.143		
1978	3	5	0	.375	1978	2	6	0	.250		
1979	5	3	0	.625	1979	5	3	0	.625		
1980	2	5	1	.313	1980	3	5	0	.375		
1981	6	2	0	.750	1981	3	5	0	.375		
1982	4	1	0	.800	1982	1	3	0	.250		
1983	1	7	0	.125	1983	1	7	0	.125		
1984	6	2	0	.750	1984	0	8	0	.000		
1985	2	6	0	.250	1985	0	8	0	.000		
1986	1	7	0	.125	1986	1	7	0	.125		
1987	2	5	0	.286	1987	2	6	0	.250		
1988	3	5	0	.375	1988	2	6	0	.250		
1989	2	6	0	.250	1989	3	5	0	.375		
1990	4	4	0	.500	1990	2	6	0	.250		
1991	3	5	0	.375	1991	0	8	0	.000		
1992	3	5	0	.375	1992	2	6	0	.250		
1993	3	5	0	.375	1993	2	6	0	.250		
1994	4	4	0	.500	1994	2	6	0	.250		
1995	5	3	0	.625	1995	2	6	0	.250		
1996	5	3	0	.625	1996	1	7	0	.125		
1997	5	3	0	.625	1997	5	3	0	.625		
1998	6	2	0	.750	1998	2	6	0	.250		
1999	7	1	0	.875	1999	4	4	0	.500		
2000	6	2	0	.750	2000	4	4	0	.500		
2001	5	3	0	.600	2001	4	4	0	.500		
2002	6	2	0	.750	2002	6	2	0	.750		
2003	3	5	0	.375	2003	4	4	0	.500		
2004	4	4	0	.500	2004	1	7	0	.125		
2005	6	2	0	.750	2005	5	3	0	.625		
2006	3	5	0	.375	2006	1	7	0	.125		
2007	6	2	0	.750	2007	3	5	0	.375		
2008	6	2	0	.750	2008	3	5	0	.375		
2009	1	7	0	.125	2009	2	6	0	.250		
2010	4	4	0	.500	2010	6	2	0	.750		
2011	3	5	0	.375	2011	1	7	0	.125		
2012	3	5	0	.375	2012	4	4	0	.500		
2013	3	5	0	.375	2013	1	7	0	.125		
2014	0	8	0	.000	2014	2	6	0	.250		
2015	3	5	0	.375	2015	3	5	0	.375		
<b>Totals</b>	<b>145</b>	<b>168</b>	<b>1</b>	<b>.463</b>	<b>Totals</b>	<b>96</b>	<b>218</b>	<b>0</b>	<b>.306</b>		

## STARTING QUARTERBACKS BY YEAR

YEAR	QUARTERBACKS
1976	Steve Spurrier (0-12), Parnell Dickinson (0-1), Terry Hanratty (0-1)
1977	Gary Huff (2-4), Jeb Blount (0-4), Randy Hedberg (0-4)
1978	Doug Williams (4-6), Mike Rae (1-4), Mike Boryla (0-1)
1979	Doug Williams (10-6, 1-1 playoffs)
1980	Doug Williams (5-10-1)
1981	Doug Williams (9-7, 0-1 playoffs)
1982	Doug Williams (5-4, 0-1 playoffs)
1983	Jack Thompson (2-11), Jerry Golsteyn (0-3)
1984	Steve DeBerg (5-8), Jack Thompson (1-2)
1985	Steve DeBerg (1-10), Steve Young (1-4)
1986	Steve Young (2-12), Steve DeBerg (0-2)
1987	Steve DeBerg (2-6), Vinny Testaverde (0-4), John Reaves (1-1), Jim Zorn (1-0)
1988	Vinny Testaverde (5-10), Joe Ferguson (0-1)
1989	Vinny Testaverde (5-9), Joe Ferguson (0-2)
1990	Vinny Testaverde (6-7), Chris Chandler (0-3)
1991	Vinny Testaverde (3-9), Chris Chandler (0-3), Jeff Carlson (0-1)
1992	Vinny Testaverde (5-9), Steve DeBerg (0-2)
1993	Craig Erickson (5-10), Steve DeBerg (0-1)
1994	Craig Erickson (6-8), Trent Dilfer (0-2)
1995	Trent Dilfer (7-9)
1996	Trent Dilfer (6-10)
1997	Trent Dilfer (10-6, 1-1 playoffs)
1998	Trent Dilfer (8-8)
1999	Trent Dilfer (7-3), Shaun King (4-1, 1-1 playoffs), Eric Zeier (0-1)
2000	Shaun King (10-6, 0-1 playoffs)
2001	Brad Johnson (9-7, 0-1 playoffs)
2002	Brad Johnson (10-3, 3-0 playoffs), Rob Johnson (2-0), Shaun King (0-1)
2003	Brad Johnson (7-9)
2004	Brian Griese (4-6), Brad Johnson (0-4), Chris Simms (1-1)
2005	Brian Griese (5-1), Chris Simms (6-4, 0-1 playoffs)
2006	Bruce Gradkowski (3-8), Tim Rattay (1-1), Chris Simms (0-3)
2007	Jeff Garcia (8-5, 0-1 playoffs), Luke McCown (1-2)
2008	Jeff Garcia (6-5), Brian Griese (3-2)
2009	Byron Leftwich (0-3), Josh Johnson (0-4), Josh Freeman (3-6)
2010	Josh Freeman (10-6)
2011	Josh Freeman (4-11), Josh Johnson (0-1)
2012	Josh Freeman (7-9)
2013	Josh Freeman (0-3), Mike Glennon (4-9)
2014	Josh McCown (1-10), Mike Glennon (1-4)
2015	Jameis Winston (6-10)

## HIGHEST WINNING PERCENTAGE BY STARTING QUARTERBACK (REGULAR SEASON)

QUARTERBACK	RECORD	PERCENTAGE
Shaun King	14-8	.636
Jeff Garcia	14-10	.583
Brian Griese	12-9	.571
Brad Johnson	26-23	.531
Trent Dilfer	38-38	.500
Doug Williams	33-33-1	.500
Chris Simms	7-8	.467
Josh Freeman	24-32	.429
Craig Erickson	11-18	.379
<b>Jameis Winston</b>	<b>6-10</b>	<b>.375</b>
Vinny Testaverde	24-48	.333
<b>Mike Glennon</b>	<b>5-13</b>	<b>.278</b>
Bruce Gradkowski	3-8	.273
Steve DeBerg	8-29	.216
Jack Thompson	3-13	.188
Steve Young	3-16	.158
Josh McCown	1-10	.091

\* minimum 10 starts

# MOST WINS BY STARTING QUARTERBACK

## (REGULAR SEASON)

PLAYER	RECORD	PCT.
Trent Difer	38-38	.500
Doug Williams	33-33-1	.500
Brad Johnson	26-23	.531
Josh Freeman	24-32	.425
Vinny Testaverde	24-48	.333
Shaun King	14-8	.636
Jeff Garcia	14-10	.583

## (PLAYOFFS)

PLAYER	RECORD	PCT.
Brad Johnson	3-1	.750
Trent Difer	1-1	.500
Shaun King	1-2	.333
Doug Williams	1-3	.250

# QUARTERBACKS' RECORDS AS STARTERS

PLAYER	RECORD
Jeb Blount	0-4
Mike Boryla	0-1
Jeff Carlson	0-1
Chris Chandler	0-6
Steve DeBerg	8-29
Parnell Dickinson	0-1
Trent Difer	38-38 (1-1 playoffs)
Craig Erickson	11-18
Joe Ferguson	0-3
Josh Freeman	24-32
Jeff Garcia	14-10 (0-1 playoffs)
<b>Mike Glennon</b>	<b>5-13</b>
Jerry Golsteyn	0-3
Bruce Gradkowski	3-8
Brian Griese	12-9
Terry Hanratty	0-1
Randy Hedberg	0-4
Gary Huff	2-4
Brad Johnson	26-23 (3-1 playoffs)

PLAYER	RECORD
Josh Johnson	0-5
Rob Johnson	2-0
Shaun King	14-8 (1-2 playoffs)
Byron Leftwich	0-3
Josh McCown	1-10
Luke McCown	1-2
Mike Rae	1-4
Tim Rattay	1-1
John Reaves	1-1
Chris Simms	7-8 (0-1 playoffs)
Steve Spurrier	0-12
Vinny Testaverde	24-48
Jack Thompson	3-13
Doug Williams	33-33-1 (1-3 playoffs)
<b>Jameis Winston</b>	<b>6-10</b>
Steve Young	3-16
Eric Zeier	0-1
Jim Zorn	1-0



## YEAR-BY-YEAR OFFENSE (REGULAR SEASON)

YEAR	TOTAL PLAYS	FIRST DOWNS	RUSH YARDS	NET PASS YARDS	TOTAL YARDS	TOTAL POINTS
1976	859	191	1,503	1,503	3,006	125
1977	834	168	1,424	1,269	2,693	103
1978	962	238	2,098	1,703	3,800	241
1979	1,055	267	<b>2,437</b>	2,612	5,049	273
1980	1,031	281	1,839	3,220	5,059	271
1981	950	269	1,731	3,429	5,160	315
1982	587	163	952	1,943	2,895	158
1983	1,005	248	1,353	3,124	4,477	241
1984	<b>1,091</b>	<b>344</b>	1,776	3,545	5,321	335
1985	982	291	1,644	3,122	4,766	294
1986	970	273	1,863	2,498	4,361	239
1987	954	263	1,365	3,016	4,381	286
1988	998	295	1,753	3,308	5,061	261
1989	1,025	288	1,570	3,335	4,842	320
1990	911	238	1,626	2,849	4,475	264
1991	922	249	1,429	2,572	4,001	199
1992	994	281	1,706	3,065	4,771	267
1993	949	241	1,290	3,021	4,311	237
1994	951	276	1,489	3,265	4,754	251
1995	961	283	1,587	2,955	4,542	238
1996	996	260	1,589	2,727	4,316	221
1997	915	249	1,934	2,442	4,376	299
1998	1,000	262	2,148	2,606	4,754	314
1999	991	245	1,776	2,478	4,254	270
2000	961	275	2,066	2,583	4,649	388
2001	1,046	298	1,371	3,323	4,694	324
2002	1,022	287	1,557	3,445	5,002	346
2003	1,036	307	1,648	3,805	5,453	301
2004	949	271	1,489	3,474	4,963	301
2005	985	268	1,826	2,890	4,716	300
2006	972	237	1,523	2,798	4,321	211
2007	975	281	1,872	3,357	5,229	334
2008	1,045	298	1,837	3,619	5,456	361
2009	961	246	1,627	2,973	4,600	244
2010	955	288	2,001	3,361	5,362	341
2011	966	277	1,458	3,650	5,108	287
2012	1,008	301	1,837	<b>3,983</b>	5,820	<b>389</b>
2013	981	269	1,612	2,820	4,432	288
2014	936	263	1,375	3,297	4,672	277
2015	1,017	336	2,162	3,852	<b>6,014</b>	342

**Bold**=Club Record; 1976-77-14 games; 1978-81-16 games; 1982-9 games; 1983-86-16 games; 1987-15 games; 1988-12-16 games

ADMINISTRATION

PLAYERS

2015 REVIEW

HISTORY

RECORDS

SIDELINES

## YEAR-BY-YEAR DEFENSE (REGULAR SEASON)

YEAR	TOTAL PLAYS	FIRST DOWNS	RUSH YARDS	NET PASS YARDS	TOTAL YARDS	TOTAL POINTS
1976	933	283	2,560	2,241	4,801	412
1977	948	241	2,031	1,895	3,926	223
1978	1,047	256	2,049	2,279	4,328	259
1979	1,015	247	1,873	2,076	3,949	237
1980	1,088	313	2,101	3,304	5,405	341
1981	1,115	320	2,172	3,140	5,312	268
1982	<b>564</b>	<b>159</b>	<b>1,058</b>	<b>1,384</b>	<b>2,442</b>	<b>178</b>
1983	1,093	320	2,082	3,315	5,397	380
1984	1,033	311	2,233	3,241	5,474	380
1985	1,087	351	2,430	3,678	6,108	448
1986	1,061	362	2,648	3,685	6,333	473
1987	996	314	2,038	2,949	4,987	360
1988	1,025	293	1,551	3,604	5,155	350
1989	1,027	317	2,023	3,437	5,460	419
1990	1,001	313	2,223	3,256	5,479	367
1991	989	295	2,107	2,872	4,979	365
1992	985	296	1,675	3,510	5,185	365
1993	1,011	280	1,994	3,252	5,246	376
1994	986	298	1,964	3,372	5,336	351
1995	1,031	336	1,754	3,958	5,712	335
1996	976	296	1,889	2,925	4,814	293
1997	981	265	1,617	3,011	4,628	263
1998	925	244	1,583	2,762	4,345	295
1999	977	228	1,407	2,873	4,280	235
2000	1,047	283	1,648	3,152	4,800	269
2001	950	262	1,702	2,951	4,653	280
2002	963	236	1,554	2,490	4,044	196
2003	962	249	1,756	2,710	4,466	264
2004	961	258	1,973	2,579	4,552	304
2005	950	254	1,515	2,929	4,444	274
2006	1,015	300	1,917	3,354	5,271	353
2007	977	258	1,726	2,728	4,454	270
2008	945	259	1,901	2,997	4,898	323
2009	1,039	324	2,531	3,318	5,849	400
2010	991	307	2,107	3,216	5,323	318
2011	1,002	356	2,497	3,814	6,311	494
2012	1,031	329	1,320	4,758	6,078	394
2013	1,020	324	1,762	3,806	5,568	389
2014	1,067	353	1,819	4,084	5,903	410
2015	1,044	351	1,606	3,840	5,446	417

**Bold**=Club Record; 1976-77-14 games; 1978-81-16 games; 1982-9 games; 1983-86-16 games; 1987-15 games; 1988-12-16 games

# YEAR-BY-YEAR NFL YARDAGE RANKINGS (REGULAR SEASON)

YEAR	OVERALL	OFFENSE		OVERALL	DEFENSE	
		RUSH	PASS		RUSH	PASS
1976	28 (214.7)	26 (107.4)	25 (107.4)	24 (342.9)	24 (182.9)	19 (160.1)
1977	28 (192.4)	28 (101.7)	28 (90.6)	13 (280.4)	17 (145.1)	11 (135.3)
1978	28 (237.5)	19 (131.1)	28 (106.4)	4 (270.5)	7 (128.1)	4 (142.4)
1979	14 (315.6)	8 (152.3)	18 (163.3)	1 (246.8)	7 (117.1)	1 (129.8)
1980	15 (316.2)	21 (114.9)	10 (201.3)	20 (337.8)	19 (131.3)	18 (206.5)
1981	18 (322.5)	24 (108.2)	11 (214.3)	13 (332.0)	22 (135.8)	12 (196.3)
1982	13 (321.7)	19 (105.8)	6 (215.9)	3 (271.3)	18 (117.6)	4 (153.8)
1983	28 (279.8)	27 (84.6)	15 (195.3)	16 (337.3)	15 (130.1)	19 (207.2)
1984	10 (332.6)	19 (111.0)	8 (221.6)	20 (342.1)	25 (139.6)	13 (202.6)
1985	23 (297.9)	12 (102.8)	17 (195.1)	26 (381.8)	25 (151.9)	25 (229.9)
1986	27 (272.6)	12 (116.4)	27 (156.1)	28 (395.8)	28 (165.5)	24 (230.3)
1987	27 (292.1)	26 (91.0)	15 (201.1)	16 (332.5)	21 (135.9)	11 (196.6)
1988	17 (316.3)	21 (109.6)	12 (206.8)	13 (322.2)	2 (96.9)	26 (225.3)
1989	22 (302.6)	23 (94.2)	14 (208.4)	17 (341.3)	21 (126.4)	14 (214.8)
1990	24 (279.7)	19 (101.6)	17 (178.1)	24 (342.4)	25 (138.9)	18 (203.5)
1991	26 (250.1)	19 (89.3)	28 (160.8)	11 (311.2)	25 (131.7)	5 (179.5)
1992	16 (298.2)	14 (106.6)	15 (191.6)	25 (324.1)	11 (104.7)	28 (219.4)
1993	25 (269.4)	27 (80.6)	20 (188.8)	22 (327.9)	23 (124.6)	18 (203.3)
1994	20 (297.1)	22 (93.1)	17 (204.1)	21 (333.5)	26 (122.8)	11 (210.8)
1995	27 (283.9)	19 (99.2)	26 (184.7)	27 (357.0)	15 (109.6)	26 (247.4)
1996	28 (269.8)	22 (99.3)	29 (170.4)	11 (300.9)	22 (118.1)	4 (182.8)
1997	29 (273.5)	11 (120.9)	30 (152.6)	3 (289.1)	6 (101.1)	10 (188.0)
1998	22 (297.1)	4 (134.3)	27 (162.9)	2 (271.6)	8 (98.9)	2 (172.6)
1999	28 (265.9)	15 (111.0)	30 (154.9)	3 (267.5)	5 (87.9)	2 (179.6)
2000	21 (290.6)	9 (129.1)	26 (161.4)	9 (300.0)	9 (103.0)	13 (197.0)
2001	16 (293.4)	30 (85.7)	15 (207.7)	6 (290.8)	12 (106.4)	5 (184.4)
2002	24 (312.6)	27 (97.3)	15 (215.3)	1 (252.8)	15 (97.1)	1 (155.6)
2003	10 (340.8)	24 (103.0)	6 (237.8)	5 (279.1)	13 (109.8)	3 (169.4)
2004	22 (310.2)	29 (93.1)	14 (217.1)	5 (284.5)	19 (123.3)	1 (161.2)
2005	23 (294.8)	14 (114.1)	25 (180.6)	1 (277.8)	6 (94.7)	6 (183.1)
2006	29 (270.1)	28 (95.2)	26 (174.9)	17 (329.4)	17 (119.8)	19 (209.6)
2007	18 (326.8)	11 (117.0)	16 (209.8)	2 (278.4)	17 (107.9)	1 (170.5)
2008	14 (341.0)	15 (114.8)	11 (226.2)	9 (306.1)	19 (118.1)	4 (187.3)
2009	28 (287.5)	23 (101.7)	24 (185.8)	27 (365.6)	32 (158.2)	10 (207.4)
2010	19 (335.1)	8 (125.1)	17 (210.1)	17 (332.7)	28 (131.7)	7 (201.0)
2011	21 (319.3)	30 (91.1)	16 (228.1)	30 (394.4)	32 (156.1)	21 (238.4)
2012	9 (363.8)	15 (114.8)	10 (248.9)	29 (379.9)	1 (82.5)	32 (297.4)
2013	32 (277.0)	22 (100.8)	32 (176.3)	17 (348.0)	15 (110.1)	17 (237.9)
2014	30 (292.0)	29 (85.9)	25 (206.1)	25 (368.9)	19 (113.7)	28 (255.3)
2015	5 (375.9)	5 (135.1)	17 (255.9)	10 (340.4)	11 (100.4)	16 (258.0)

ADMINISTRATION

PLAYERS

2015 REVIEW

HISTORY

RECORDS

SIDELINES

## YEAR-BY-YEAR NFL 3RD &amp; 4TH DOWN PERCENTAGES

YEAR	BUCCANEERS						OPPONENTS					
	THIRD DOWN			FOURTH DOWN*			THIRD DOWN			FOURTH DOWN*		
	MADE	ATT.	PCT.	MADE	ATT.	PCT.	MADE	ATT.	PCT.	MADE	ATT.	PCT.
1976	51	206	24.8	--	--	--	88	206	42.7	--	--	--
1977	56	229	24.5	--	--	--	87	232	37.5	--	--	--
1978	72	233	30.9	--	--	--	90	264	34.1	--	--	--
1979	92	264	34.8	--	--	--	79	247	32.0	--	--	--
1980	99	241	41.1	--	--	--	110	250	44.0	--	--	--
1981	63	195	32.3	--	--	--	93	238	39.1	--	--	--
1982	48	126	38.1	8	9	88.9	47	122	38.5	7	9	77.8
1983	73	225	32.4	11	20	55.0	89	229	38.9	9	14	64.3
1984	94	219	42.9	7	17	41.2	93	212	43.9	7	16	43.8
1985	76	209	36.4	11	18	61.1	88	212	41.5	4	7	57.1
1986	59	193	30.6	8	19	42.1	90	193	46.6	6	10	60.0
1987	83	215	38.6	3	6	50.0	90	200	45.0	6	9	66.7
1988	72	202	35.6	2	11	18.2	101	227	44.5	6	9	66.7
1989	95	230	41.3	7	13	53.8	87	208	41.8	10	17	58.8
1990	76	204	37.3	9	19	47.4	93	205	45.4	7	13	53.8
1991	60	190	31.6	7	14	50.0	79	209	37.8	6	13	46.2
1992	78	210	37.1	8	21	38.1	92	212	43.4	7	12	58.3
1993	74	213	34.7	3	12	25.0	85	224	37.9	5	16	31.3
1994	73	199	36.7	6	15	40.0	94	214	43.9	4	12	33.3
1995	68	195	34.9	7	13	53.8	93	211	44.1	4	7	57.1
1996	89	225	39.6	9	24	37.5	87	214	40.7	10	13	76.9
1997	79	204	38.7	5	14	35.7	75	220	34.1	11	17	64.7
1998	93	230	40.4	6	14	42.9	64	202	31.7	3	14	21.4
1999	81	230	35.2	7	15	46.7	75	232	32.3	4	13	30.8
2000	66	198	33.3	5	12	41.7	74	225	32.9	12	20	60.0
2001	80	228	35.1	11	17	64.7	78	216	36.1	4	13	30.8
2002	79	222	35.6	6	9	66.7	75	223	33.6	8	13	61.5
2003	78	220	35.5	8	15	53.3	68	214	31.8	7	18	38.9
2004	75	199	37.7	4	6	66.7	77	218	35.3	3	8	37.5
2005	87	221	39.4	4	7	57.1	75	214	35.0	7	18	38.9
2006	82	222	36.9	4	16	25.0	82	217	37.8	5	12	41.7
2007	82	213	38.5	5	13	38.5	92	224	41.1	9	16	56.3
2008	88	229	38.4	10	18	55.6	81	214	37.9	5	13	38.5
2009	71	218	32.6	9	22	40.9	86	214	40.2	9	15	60.0
2010	89	211	42.2	10	14	71.4	92	213	43.2	9	17	52.9
2011	76	206	36.9	8	21	38.1	73	185	39.5	9	13	69.2
2012	76	212	35.8	7	17	41.2	88	219	40.2	6	14	42.9
2013	69	221	31.2	8	22	36.4	80	204	39.2	8	14	57.1
2014	76	203	37.4	4	12	33.3	93	213	43.7	5	9	55.6
2015	84	202	41.6	7	13	53.8	97	211	46.0	4	6	66.7
<b>Total</b>	<b>2,992</b>	<b>8,084</b>	<b>37.01</b>	<b>226</b>	<b>486</b>	<b>46.50</b>	<b>3,300</b>	<b>8,403</b>	<b>39.27</b>	<b>225</b>	<b>426</b>	<b>52.82</b>

\* Fourth down statistics were not compiled by the NFL until 1982 season.

# YEAR-BY-YEAR SCORING (REGULAR SEASON)

## BUCCANEERS

YEAR	TD	TDR	TDP	TDRT	PAT	2-PT. *	FG	S	PTS.
1976	15	5	9	1	11-15	—	8-18	0	125
1977	11	4	3	4	10-11	—	9-17	0	103
1978	29	16	12	1	25-29	—	14-24	0	241
1979	35	13	19	3	30-35	—	11-19	0	273
1980	32	9	20	3	31-32	—	16-23	0	271
1981	38	13	20	5	36-38	—	17-28	0	315
1982	15	6	9	0	14-15	—	18-23	0	158
1983	31	9	18	4	25-31	—	10-24	0	241
1984	40	17	22	1	38-40	—	19-26	0	335
1985	33	11	22	0	30-33	—	22-32	0	294
1986	27	12	13	2	26-27	—	17-24	0	239
1987	33	7	22	4	31-33	—	19-24	0	286
1988	28	11	16	1	28-28	—	21-30	1	261
1989	36	10	23	3	34-36	—	22-28	2	320
1990	28	7	18	3	27-28	—	23-27	0	264
1991	22	9	13	0	22-22	—	15-20	0	199
1992	33	12	17	4	33-33	—	12-22	0	267
1993	27	6	19	2	27-27	—	16-22	0	237
1994	26	8	17	1	20-20	3-6	23-35	0	251
1995	26	19	5	2	25-25	0-1	19-26	0	238
1996	21	8	12	1	18-19	1-2	25-32	0	221
1997	38	15	21	2	32-35	0-3	13-17	0	299
1998	36	12	21	3	29-30	3-6	21-28	0	314
1999	27	7	18	2	25-25	0-2	27-32	1	270
2000	43	18	18	7	42-42	1-1	28-34	1	388
2001	34	17	13	4	30-30	3-4	28-35	0	324
2002	35	6	23	6	32-32	2-3	32-39	2	346
2003	36	5	27	4	33-34	1-2	16-26	1	301
2004	37	9	24	4	32-33	1-4	15-24	0	301
2005	33	13	17	3	32-32	1-1	22-27	1	300
2006	23	6	14	3	22-23	0-0	17-22	0	211
2007	36	15	18	3	34-34	0-0	28-33	0	334
2008	38	13	18	7	35-36	1-2	32-38	0	361
2009	28	5	18	5	24-24	2-4	16-26	0	244
2010	39	9	26	4	36-36	1-3	23-28	0	341
2011	30	9	17	4	23-23	2-7	26-28	1	287
2012	44	13	27	4	37-37	1-4	28-33	0	389
2013	31	6	22	3	31-31	0-0	23-29	1	288
2014	31	7	21	3	31-31	0-0	20-24	0	277
2015	37	12	22	3	31-34	1-3	29-40	0	342
<b>Totals</b>	<b>1,242</b>	<b>409</b>	<b>714</b>	<b>119</b>	<b>1,132-1,179</b>	<b>24-57</b>	<b>800-1,087</b>	<b>11</b>	<b>11,667</b>

ADMINISTRATION

PLAYERS

2015 REVIEW

HISTORY

RECORDS

SIDELINES

## YEAR-BY-YEAR SCORING (REGULAR SEASON)

YEAR	TD	TDR	TDP	OPPONENTS		2-PT. *	FG	S	PTS.
				TDRT	PAT				
1976	50	23	19	8	48-50	---	20-32	2	412
1977	26	13	10	3	23-26	---	14-25	1	223
1978	27	12	13	2	23-27	---	24-31	1	259
1979	28	13	14	1	25-28	---	14-24	1	237
1980	40	20	17	3	39-40	---	20-33	1	341
1981	27	16	10	1	27-27	---	25-33	2	268
1982	21	9	10	2	16-21	---	12-17	0	178
1983	42	19	15	8	40-42	---	28-34	2	380
1984	47	27	20	0	44-46	---	18-27	0	380
1985	50	28	18	4	50-50	---	32-42	1	448
1986	59	31	23	5	56-58	---	21-30	0	473
1987	44	18	23	3	42-44	---	18-30	0	360
1988	42	21	19	2	42-42	---	18-30	1	350
1989	51	18	29	4	51-51	---	20-24	1	419
1990	45	20	22	3	43-45	---	18-27	0	367
1991	41	21	15	5	40-41	---	25-35	2	365
1992	43	15	25	3	43-43	---	20-30	2	365
1993	40	15	22	3	38-40	---	32-35	1	376
1994	40	13	25	2	38-38	2-2	23-26	0	351
1995	35	14	19	2	30-31	1-4	31-40	0	335
1996	34	13	17	4	32-32	0-2	19-27	0	293
1997	29	10	13	6	25-25	4-4	18-29	1	263
1998	31	12	15	4	29-29	0-2	26-30	1	295
1999	23	8	11	4	23-23	0-0	24-31	1	235
2000	29	12	15	2	25-25	2-4	22-32	0	269
2001	29	8	20	1	25-25	3-4	25-29	0	280
2002	21	8	10	3	19-19	0-1	17-23	0	196
2003	27	6	16	5	27-27	0-0	25-34	0	264
2004	35	8	21	6	34-35	0-0	20-31	0	304
2005	28	10	15	3	26-27	1-1	26-33	0	274
2006	41	11	26	4	41-41	0-0	22-30	0	353
2007	32	11	18	3	31-32	0-0	15-18	1	270
2008	34	8	23	3	33-33	1-1	28-30	0	323
2009	46	16	28	2	44-46	0-0	26-32	1	400
2010	38	12	23	3	35-35	2-3	17-21	0	318
2011	61	26	30	5	59-60	0-1	23-29	0	494
2012	48	13	30	5	45-45	2-3	19-28	1	394
2013	42	10	30	2	40-40	1-2	31-32	1	389
2014	46	15	28	3	41-41	1-3	29-39	2	410
2015	47	12	31	4	42-45	0-0	31-34	0	417
<b>Totals</b>	<b>1,519</b>	<b>595</b>	<b>788</b>	<b>136</b>	<b>1,434-1,488</b>	<b>20-37</b>	<b>896-1,197</b>	<b>27</b>	<b>13,328</b>

\* Two-point conversion introduced in 1994.

# YEAR-BY-YEAR TURNOVER DIFFERENTIAL (REGULAR SEASON)

YEAR	TAKEAWAYS				GIVEAWAYS				TO DIFF
	INT	FUM	FUM LOST	TOTAL TO	INT	FUM	FUM LOST	TOTAL TO	
1976	9	33	19	28	20	30	17	37	-9
1977	23	34	18	41	30	30	16	46	-5
1978	29	32	14	43	18	35	20	38	+5
1979	14	45	24	38	26	25	15	41	-3
1980	15	32	13	28	17	28	21	38	-10
1981	32	32	14	46	14	27	14	28	+18
1982	11	15	10	21	11	28	12	23	-2
1983	23	43	18	41	24	39	13	37	+4
1984	18	27	14	32	23	36	20	43	-11
1985	18	37	22	40	26	37	22	48	-8
1986	13	39	19	32	25	36	17	42	-10
1987	16	42	20	36	17	35	14	31	+5
1988	21	29	12	33	36	27	16	52	-19
1989	21	30	18	39	28	21	9	37	+2
1990	25	33	17	42	24	38	19	43	-1
1991	11	27	16	27	29	30	18	47	-20
1992	20	19	12	32	20	19	9	29	+3
1993	9	27	13	22	25	28	11	36	-14
1994	9	21	12	21	16	18	7	23	-2
1995	14	26	16	30	20	25	14	34	-4
1996	17	31	12	29	20	28	14	34	-5
1997	13	21	12	25	12	31	11	23	+2
1998	12	28	14	26	18	23	13	31	-5
1999	21	23	10	31	16	25	19	35	-4
2000	25	26	16	41	13	16	11	24	+17
2001	28	22	11	39	12	20	10	22	+17
2002	31	21	7	38	10	24	11	21	+17
2003	20	29	13	33	22	23	9	31	+2
2004	16	21	11	27	18	32	18	36	-9
2005	17	25	13	30	14	16	9	23	+7
2006	11	25	9	20	18	27	14	32	-12
2007	16	31	19	35	8	18	12	20	+15
2008	22	16	8	30	13	21	13	26	+4
2009	19	18	10	29	29	25	5	34	-5
2010	19	17	9	28	6	24	13	19	+9
2011	14	21	10	24	24	30	16	40	-16
2012	18	16	8	26	17	16	6	23	+3
2013	21	18	10	31	12	18	9	21	+10
2014	14	25	11	25	20	29	13	33	-8
2015	11	24	12	23	15	26	13	28	-5
<b>Totals</b>	<b>691</b>	<b>1,028</b>	<b>523</b>	<b>1,214</b>	<b>731</b>	<b>974</b>	<b>517</b>	<b>1,248</b>	<b>-34</b>

ADMINISTRATION

PLAYERS

2015 REVIEW

HISTORY

RECORDS

SIDELINES

# FRANCHISE MILESTONES

## TEAM

First Game	July 31, 1976	L.A. RAMS 26, Tampa Bay 3
First Regular Season Game	September 12, 1976	HOUSTON 20, Tampa Bay 0
First Victory	August 14, 1976	Tampa Bay 17, Atlanta 3 (at Jacksonville)
First Regular Season Victory	December 11, 1977	Tampa Bay 33, NEW ORLEANS 14
First Regular Season Home Victory	December 18, 1977	TAMPA BAY 17, St. Louis 7
50th Regular Season Game	October 7, 1979	N.Y. GIANTS 17, Tampa Bay 14
50th Regular Season Victory	October 4, 1987	TAMPA BAY 31, Detroit 27
100th Regular Season Game	December 26, 1982	TAMPA BAY 23, Detroit 21
100th Regular Season Victory	December 22, 1996	TAMPA BAY 34, Chicago 19
150th Regular Season Game	September 7, 1986	San Francisco 31, TAMPA BAY 7
150th Regular Season Victory	September 23, 2002	TAMPA BAY 35, St. Louis 7
200th Regular Season Game	October 1, 1989	MINNESOTA 17, Tampa Bay 3
200th Regular Season Victory	October 12, 2008	TAMPA BAY 27, Carolina 3
250th Regular Season Game	October 18, 1992	CHICAGO 31, Tampa Bay 14
300th Regular Season Game	October 22, 1995	Atlanta 24, TAMPA BAY 21
350th Regular Season Game	November 15, 1998	JACKSONVILLE 29, Tampa Bay 24
400th Regular Season Game	December 9, 2001	TAMPA BAY 15, Detroit 12
450th Regular Season Game	December 19, 2004	New Orleans 21, TAMPA BAY 17
500th Regular Season Game	December 30, 2007	Carolina 31, TAMPA BAY 23
550th Regular Season Game	September 18, 2011	Tampa Bay 24, MINNESOTA 20
600th Regular Season Game	September 28, 2014	Tampa Bay 27, PITTSBURGH 24

## INDIVIDUAL

First Points	July 31, 1976	Pete Rajecki, 51-yard FG at L.A. Rams
First Regular Season Points	September 26, 1976	Dave Green, 39-yard FG vs. Buffalo
First Touchdown	August 7, 1976	Vince Kendrick 1-yard run at Green Bay
First Regular Season Touchdown	October 3, 1976	Danny Reece 44-yard fumble return at Baltimore
First Regular Season Offensive TD	October 3, 1976	Charlie Davis 1-yard run at Baltimore
First Regular Season Punt Return TD	October 2, 1994	Vernon Turner 80-yard punt return vs. Detroit
100th Regular Season Touchdown	October 12, 1980	Doug Williams 5-yard run vs. Green Bay
200th Regular Season Touchdown	December 4, 1983	Theo Bell 9-yard reception at San Francisco
300th Regular Season Touchdown	November 23, 1986	Pat Franklin 2-yard reception vs. Detroit
400th Regular Season Touchdown	December 10, 1989	Ron Hall 24-yard pass at Houston
500th Regular Season Touchdown	November 14, 1993	Vince Workman 18-yard reception vs. San Francisco
600th Regular Season Touchdown	September 28, 1997	Reidel Anthony 8-yard reception vs. Arizona
700th Regular Season Touchdown	September 24, 2000	Dave Moore 3-yard reception vs. N.Y. Jets
800th Regular Season Touchdown	September 8, 2003	Joe Jurevicius 13-yard reception at Philadelphia
900th Regular Season Touchdown	December 24, 2005	Jameel Cook 9-yard reception vs. Atlanta
1,000th Regular Season Touchdown	December 28, 2008	Carnell Williams 9-yard run vs. Oakland
1,100th Regular Season Touchdown	September 16, 2012	Doug Martin 8-yard run at N.Y. Giants
1,200th Regular Season Touchdown	December 28, 2014	Mike Evans 6-yard reception vs. New Orleans



DATE	W/L	SCORE	OPPONENT	ATT.
9/12	L	0-20	at Houston	42,228
9/19	L	0-23	SAN DIEGO	39,558
9/26	L	9-14	BUFFALO	44,505
10/3	L	17-42	at Baltimore	40,053
10/10	L	0-21	at Cincinnati	40,700
10/17	L	10-13	SEATTLE	43,458
10/24	L	20-23	MIAMI	61,437
10/31	L	19-28	KANSAS CITY	41,779
11/7	L	13-48	at Denver	61,703
11/14	L	0-34	at N.Y. Jets	46,427
11/21	L	7-24	CLEVELAND	36,930
11/28	L	16-49	at Oakland	49,590
12/5	L	0-42	at Pittsburgh	43,385
12/12	L	14-31	NEW ENGLAND	41,517

	BUCS	OPP
TOTAL FIRST DOWNS	191	283
Rushing	71	136
Passing	93	124
Penalty	27	23
3rd Down: Made/Att.	51/206	88/206
TOTAL NET YARDS	3,006	4,801
Avg. Per Game	214.7	342.9
Total Plays	859	933
Avg. Per Play	3.5	5.1
NET YARDS RUSHING	1,503	2,560
Avg. Per Game	107.4	182.9
Total Rushes	433	588
NET YARDS PASSING	1,503	2,241
Avg. Per Game	107.4	160.1
Sacked /Yards Lost	50/423	24/171
Gross Yards	1,926	2,412
Att./Completions	376/181	321/180
Completion Pct.	48.1	56.1
Had Intercepted	20	9
PUNTS/AVERAGE	92/39.3	65/39.3
NET PUNTING AVG.	28.4	30.8
PENALTIES / YARDS	109/875	109/935
FUMBLES / FUMBLES LOST	30/17	33/19
TOUCHDOWNS	15	50
Rushing	5	23
Passing	9	19
Returns	1	8

BY QUARTERS	1	2	3	4	OT	TOT
BUCCANEERS	23	37	16	49	0	125
OPPONENTS	61	130	106	115	0	412

SCORING	TD	R	P	RT	PAT	FG	S	PTS
Owens	6	0	6	0	0/0	0/0	0	36
Green	0	0	0	0	11/15	8/15	0	35
Johnson	2	1	1	0	0/0	0/0	0	12
Williams	2	2	0	0	0/0	0/0	0	12
C. Davis	1	1	0	0	0/0	0/0	0	6
BUCCANEERS	15	5	9	1	11/15	8/18	0	125
OPPONENTS	50	23	19	8	48/50	20/32	2	412

FIELD GOALS	1/19	20/29	30/39	40/49	50+	LONG
Green	1/1	2/3	3/6	2/5	0/0	45
Roder	0/0	0/0	0/2	0/1	0/0	0
BUCCANEERS	1/1	2/3	3/8	2/6	0/0	45
OPPONENTS	3/3	4/12	8/8	4/8	0/1	48

RUSHING	NO.	YDS.	AVG.	LONG	TD
Carter	171	521	3.0	26	1
Williams	87	324	3.7	17	2
Johnson	47	166	3.5	27	1
McNeill	27	135	5.0	17	0
C. Davis	41	107	2.6	13	1
BUCCANEERS	433	1,503	3.5	46	5
OPPONENTS	588	2,560	4.4	69	23

RECEIVING	NO.	YDS.	AVG.	LONG	TD
Owens	30	390	13.0	27	6
B. Moore	26	310	11.9	31	0
E. Johnson	25	201	8.0	38	1
Williams	23	166	7.2	18	0
McKay	20	302	15.1	49	1
Carter	20	135	6.8	19	0
BUCCANEERS	181	1,926	10.6	49	9
OPPONENTS	180	2,412	13.4	71	19

INTERCEPTIONS	NO.	YDS.	AVG.	LONG	TD
Cotney	3	25	8.3	25	0
Stone	2	47	23.5	26	0
Jordan	2	10	5.0	10	0
C. Peterson	1	15	15.0	15	0
Ball	1	2	2.0	2	0
BUCCANEERS	9	99	11.0	26	0
OPPONENTS	20	490	24.5	68	4

TACKLES	SOLO	ASST.	TOTAL
Wood	75	21	96
Pear	73	18	91
Stone	53	19	72

SACKS	SPECIAL TEAM TACKLES	
Rudolph	5.0	Statistic Not Available
L.R. Selmon	5.0	
Pear	3.0	
Toomay	3.0	
D. Selmon	2.0	
BUCCANEERS	22.0	
OPPONENTS	50.0	

PUNTING	NO.	YDS.	AVG.	NET	TB	IN20	LG	BK
Green	92	3,619	39.3	30.3	3	12	56	0
BUCCANEERS	92	3,619	39.3	30.3	3	12	56	0
OPPONENTS	65	2,566	39.3	31.9	6	15	57	0

PUNT RETURNS	RET.	FC	YDS.	AVG.	LONG	TD
Reece	20	0	143	7.2	30	0
M. Moore	14	0	106	7.6	21	0
Douglas	4	0	78	19.5	32	0
Cotney	3	0	26	8.7	9	0
Stone	1	0	11	11.0	11	0

BUCCANEERS	43	0	366	8.5	32	1
OPPONENTS	71	4	774	10.9	60	1

KICKOFF RETURNS	NO.	YDS.	AVG.	LONG	TD
Douglas	7	167	23.9	29	0
McNeill	17	384	22.6	43	0
Johnson	13	287	22.1	32	0
Carter	15	300	20.0	27	0
M. Moore	7	134	19.1	27	0
BUCCANEERS	70	1,488	21.3	43	0
OPPONENTS	35	717	20.5	43	0

USUAL STARTING LINEUP	OFFENSE:	DEFENSE:	
WR	89 John McKay	LE	78 Council Rudolph
LT	71 Steve Young	LT	76 Dave Pear
LG	72 Howard Fest	RT	63 Lee Roy Selmon
C	51 Dan Ryczek	RE	66 Pat Toomay
RG	67 Tom Alward	LLB	30 Jimmy Gunn
RT	74 Mike Current	MLB	52 Steve Reese
TE	86 Bob Moore	RLB	54 Richard Wood
WR	85 Morris Owens	LCB	25 Curtis Jordan
QB	11 Steve Spurrier	RCB	46 Danny Reece
FB	43 Ed Williams	SS	33 Mark Cotney
RB	32 Louis Carter	FS	28 Ken Stone

PASSING	ATT.	CMP.	YDS.	CMP%	YDS/ATT	TD	TD%	INT	INT%	LONG	SK/LOST	RTG
Spurrier	311	156	1,628	50.2	5.23	7	2.3	12	3.9	38	32/267	57.1
Dickinson	39	15	210	38.5	5.34	1	2.6	5	12.8	49	14/124	25.5
BUCCANEERS	376	181	1,926	48.1	5.12	9	2.4	20	5.3	49	50/423	49.4
OPPONENTS	321	180	2,412	56.1	7.51	19	5.9	9	2.8	71	24/171	87.6

## 1977

DATE	W/L	SCORE	OPPONENT	ATT.
9/18	L	3-13	at Philadelphia	61,549
9/24	L	3-9	MINNESOTA	66,272
10/2	L	7-23	at Dallas	55,316
10/9	L	0-10	WASHINGTON	58,571
10/16	L	23-30	at Seattle	54,783
10/23	L	0-13	GREEN BAY	47,635
10/30	L	10-20	at San Francisco	34,750
11/6	L	0-31	at L.A. Rams	45,493
11/13	L	0-10	N.Y. GIANTS	46,518
11/20	L	7-16	at Detroit	49,751
11/27	L	0-17	ATLANTA	43,592
12/4	L	0-10	CHICAGO	48,948
12/11	W	33-14	at New Orleans	40,124
12/18	W	17-7	ST. LOUIS	56,922

	BUCS	OPP
TOTAL FIRST DOWNS	168	241
Rushing	84	124
Passing	69	106
Penalty	15	11
3rd Down: Made/Att.	56/229	87/232
TOTAL NET YARDS	2,693	3,926
Avg. Per Game	192.4	280.4
Total Plays	834	948
Avg. Per Play	3.23	4.14
NET YARDS RUSHING	1,424	2,031
Avg. Per Game	101.7	145.1
Total Rushes	465	581
NET YARDS PASSING	1,269	1,895
Avg. Per Game	90.6	135.3
Sacked /Yards Lost	48/445	30/246
Gross Yards	1,714	2,141
Att./Completions	321/131	337/190
Completion Pct.	40.8	56.4
Had Intercepted	30	23
PUNTS/AVERAGE	99/39.9	89/37.6
NET PUNTING AVG.	35.1	33.6
PENALTIES / YARDS	88/717	97/716
FUMBLES / FUMBLES LOST	30/16	34/18
TOUCHDOWNS	11	26
Rushing	4	13
Passing	3	10
Returns	4	3

BY QUARTERS	1	2	3	4	OT	TOT
BUCCANEERS	16	41	19	27	0	103
OPPONENTS	61	59	46	57	0	223

SCORING	TD	R	P	RT	PAT	FG	S	PTS
Leavitt	0	0	0	0	5/5	5/10	0	20
Owens	3	0	3	0	0/0	0/0	0	18
Green	0	0	0	0	5/6	4/7	0	17
L. Carter	2	2	0	0	0/0	0/0	0	12
Wood	2	0	0	2	0/0	0/0	0	12
BUCCANEERS	11	4	3	4	10/11	9/17	0	103
OPPONENTS	26	13	10	3	23/26	14/25	1	223

FIELD GOALS	1/19	20/29	30/39	40/49	50+	LONG
Green	0/0	3/3	0/2	1/2	0/0	40
Leavitt	1/1	2/3	1/2	1/3	0/1	40
BUCCANEERS	1/1	5/6	1/4	2/5	0/1	40
OPPONENTS	1/1	2/4	4/7	7/10	0/3	47

RUSHING	NO.	YDS.	AVG.	LONG	TD
Bell	148	436	2.9	20	1
Davis	95	297	3.1	35	1
DuBose	71	284	4.0	13	0
Williams	63	198	3.1	14	0
L. Carter	59	117	2.0	20	2
BUCCANEERS	465	1,424	3.06	35	4
OPPONENTS	581	2,031	3.50	35	13

PASSING	ATT.	CMP.	YDS.	CMP%	YDS/ATT	TD	TD%	INT	INT%	LONG	SK/LOST	RTG
Huff	138	67	889	48.6	6.44	3	2.17	13	9.42	67	15/150	37.0
Hedberg	90	25	244	18.9	1.84	0	0.00	10	7.58	19	15/131	8.0
Blount	89	37	522	41.6	5.87	0	0.00	7	7.87	56	18/164	28.3
BUCCANEERS	321	131	1,714	40.8	5.34	3	0.93	30	9.34	67	48/445	22.6
OPPONENTS	337	190	2,141	56.4	6.35	10	2.96	23	6.82	51	30/246	57.2

## RECORD: 2-12 HEAD COACH: JOHN MCKAY

RECEIVING	NO.	YDS.	AVG.	LONG	TD
Owens	34	655	19.3	67	3
Hagins	15	196	13.1	56	0
McKay	12	164	13.7	26	0
DuBose	11	89	8.1	17	0
Bell	11	88	8.0	23	0
BUCCANEERS	131	1,714	13.1	67	3
OPPONENTS	190	2,141	11.3	51	10

INTERCEPTIONS	NO.	YDS.	AVG.	LONG	TD
Washington	5	71	14.2	45	1
Wood	4	86	21.5	30	1
White	4	61	15.3	32	0
Brown	2	66	32.5	27	0
Lewis	2	55	27.5	42	0
BUCCANEERS	23	368	16.0	45	3
OPPONENTS	30	429	14.3	79	3

TACKLES	SOLO	ASST.	TOTAL
D. Selmon	N/A	N/A	167
Wood	N/A	N/A	141
Brown	N/A	N/A	116

SACKS	SPECIAL TEAM TACKLES
L.R. Selmon	13.0
Ruddolph	6.5
Johnson	3.0
Pear	2.5
Lewis	2.0
BUCCANEERS	30.0
OPPONENTS	48.0

PUNTING	NO.	YDS.	AVG.	NET	TB	IN20	LG	BK
Green	98	3,948	40.3	34.3	6	16	70	1
BUCCANEERS	99	3,948	39.9	33.9	6	16	70	1
OPPONENTS	89	3,351	37.6	32.0	7	19	54	0

PUNT RETURNS	RET.	FC	YDS.	AVG.	LONG	TD
Reece	31	2	276	8.9	36	0
Hagins	17	1	85	5.0	29	0
BUCCANEERS	48	3	361	7.5	36	0
OPPONENTS	71	6	469	6.6	38	0

KICKOFF RETURNS	NO.	YDS.	AVG.	LONG	TD
Reece	3	72	24.0	34	0
Hagins	21	493	23.5	41	0
Ragsdale	3	68	22.7	21	0
Davis	15	277	18.5	28	0
Nafziger	1	4	4.0	4	0
BUCCANEERS	43	914	21.2	41	0
OPPONENTS	33	699	21.2	35	0

USUAL STARTING LINEUP					
OFFENSE:	DEFENSE:				
WR	89	John McKay	LE	78	Council Rudolph
LT	75	Dave Reavis	DT	76	Dave Pear
LG	62	Jeff Winans	RE	63	Lee Roy Selmon
C	51	Dan Ryzcek	OLB	57	Dave Lewis
RG	68	Dan Medlin	ILB	61	Dewey Selmon
RT	70	Darryl Carlton	ILB	54	Richard Wood
TE	83	Dana Nafziger	OLB	56	Cecil Johnson
WR	85	Morris Owens	LCB	45	Jeris White
QB	19	Gary Huff	RCB	40	Mike Washington
FB	35	Jimmy DuBose	SS	33	Mark Cotney
RB	42	Ricky Bell	FS	34	Cedric Brown

DATE	W/L	SCORE	OPPONENT	ATT.
9/2	L	13-19	N.Y. GIANTS	67,456
9/9	L	7-15	DETROIT	64,445
9/17	W	16-10	at Minnesota	46,152
9/24	W	14-9	ATLANTA	58,073
10/1	L	7-24	MINNESOTA	65,972
10/8	W	30-13	at Kansas City	38,201
10/15	L	14-17	at N.Y. Giants	68,025
10/22	W	33-19	CHICAGO	68,146
10/29	L	7-9	at Green Bay	55,108
11/5	L	23-26	at L.A. Rams	55,182
11/12	L	23-34	at Detroit	60,320
11/19	W	31-10	BUFFALO	61,383
11/26	L	3-14	at Chicago	42,373
12/3	L	7-17	GREEN BAY	67,754
12/10	L	3-6	at San Francisco	30,931
12/17	L	10-17	NEW ORLEANS	51,207

	BUCS	OPP
TOTAL FIRST DOWNS	238	256
Rushing	111	109
Passing	101	131
Penalty	26	16
3rd Down: Made/Att.	72/233	90/264
TOTAL NET YARDS	3,800	4,328
Avg. Per Game	237.5	270.5
Total Plays	962	1047
Avg. Per Play	4.0	4.1
NET YARDS RUSHING	2,098	2,049
Avg. Per Game	131.1	128.1
Total Rushes	549	595
NET YARDS PASSING	1,703	2,279
Avg. Per Game	106.4	142.4
Sacked /Yards Lost	52/468	33/256
Gross Yards	2,171	2,535
Att./Completions	361/151	419/241
Completion Pct.	41.8	57.5
Had Intercepted	18	29
PUNTS/AVERAGE	102/40.1	97/40.4
NET PUNTING AVG.	33.0	32.2
PENALTIES / YARDS	100/860	101/963
FUMBLES / FUMBLES LOST	35/20	32/14
TOUCHDOWNS	29	27
Rushing	16	12
Passing	12	13
Returns	1	2

BY QUARTERS	1	2	3	4	OT	TOT
BUCCANEERS	40	82	30	89	0	241
OPPONENTS	67	64	46	82	0	259

SCORING	TD	R	P	RT	PAT	FG	S	PTS
O'Donoghue	0	0	0	0	25/29	13/23	0	64
Bell	6	6	0	0	0/0	0/0	0	36
Owens	5	0	5	0	0/0	0/0	0	30
DuBoise	4	4	0	0	0/0	0/0	0	24
Obradovich	3	0	3	0	0/0	0/0	0	18

BUCCANEERS	29	16	12	1	25/29	14/24	0	241
OPPONENTS	27	12	13	2	23/27	24/31	1	259

FIELD GOALS	1/19	20/29	30/39	40/49	50+	LONG
O'Donoghue	0/0	6/6	2/6	5/10	0/1	49
Green	0/0	0/0	1/1	0/0	0/0	35
BUCCANEERS	0/0	6/6	3/7	5/10	0/1	49
OPPONENTS	0/0	12/12	7/10	5/7	0/2	48

RUSHING	NO.	YDS.	AVG.	LONG	TD
Bell	185	679	3.7	56	6
Davis	97	370	3.8	18	3
DuBoise	93	358	3.8	12	4
Carter	81	275	3.4	17	1
Rae	20	186	9.3	42	0
BUCCANEERS	549	2,098	3.8	56	16
OPPONENTS	595	2,049	3.4	75t	12

PASSING	ATT.	CMP.	YDS.	CMP%	YDS/ATT	TD	TD%	INT	INT%	LONG	SK/LOST	RTG
Williams	194	73	1,170	37.6	6.03	7	3.6	8	4.1	56t	6/69	53.5
Rae	118	57	705	48.3	5.97	4	3.4	7	5.9	33t	37/288	54.0
Huff	36	15	169	41.7	4.69	1	2.8	3	8.3	31t	5/54	34.1
BUCCANEERS	361	151	2,171	41.8	6.01	12	3.3	18	5.0	66	52/468	52.1
OPPONENTS	419	241	2,535	57.5	6.05	13	3.1	29	6.9	68t	33/256	56.8

RECEIVING	NO.	YDS.	AVG.	LONG	TD
Owens	32	640	20.0	66	5
Giles	23	324	14.1	38	2
Carter	19	139	7.3	17	0
Bell	15	122	8.1	22	0
Obradovich	14	219	15.6	28t	3
BUCCANEERS	151	2,171	14.4	66	12
OPPONENTS	241	2,535	10.5	68t	13

INTERCEPTIONS	NO.	YDS.	AVG.	LONG	TD
C. Brown	6	110	18.3	29	0
J. White	5	56	11.2	31	0
Washington	5	43	8.6	24	0
Lewis	3	24	8.0	13	0
Jordan	3	23	7.7	22	0
BUCCANEERS	29	312	10.8	31	0
OPPONENTS	18	235	13.1	32t	1

TACKLES	SOLO	ASST.	TOTAL
Wood	N/A	N/A	168
D. Selmon	N/A	N/A	158
Pear	N/A	N/A	127
Lewis	N/A	N/A	118
J. White	N/A	N/A	103

SACKS	NO.	YDS.	AVG.	LONG
L.R. Selmon	11.0			18
Pear	9.0			15
Hannah	4.5			13
Chambers	3.0			14
Lewis	1.5			11

BUCCANEERS	33.0			
OPPONENTS	52.0			

PUNTING	NO.	YDS.	AVG.	NET	TB	IN20	LG	BK
Green	100	4,092	40.9	33.7	14	20	61	2
BUCCANEERS	102	4,092	40.1	33.0	14	20	61	2
OPPONENTS	97	3,919	40.4	32.2	14	14	60	0

PUNT RETURNS	ET.	FC	YDS.	AVG.	LONG	TD
Reece	44	3	393	8.9	50	0
Mucker	7	1	49	7.0	14	0
Cotney	5	1	38	7.6	10	0
Hagins	4	1	23	5.8	11	0
C. Brown	2	1	9	4.5	9	0
BUCCANEERS	62	7	512	8.3	50	0
OPPONENTS	62	4	447	7.2	31	0

KICKOFF RETURNS	NO.	YDS.	AVG.	LONG	TD
Ragsdale	24	555	23.1	46	0
Reece	11	240	21.8	32	0
Carter	6	97	16.2	21	0
Hagins	4	69	17.3	20	0
Giles	5	60	12.0	17	0
BUCCANEERS	57	1,095	19.2	46	0
OPPONENTS	49	1,146	23.4	66	0

USUAL STARTING LINEUP	OFFENSE:	DEFENSE:	
WR	89 John McKay	LE	73 Charley Hannah
LT	75 Dave Reavis	DT	76 Dave Pear
LG	64 Greg Horton	RE	63 Lee Roy Selmon
C	79 Steve Wilson	OLB	57 David Lewis
RG	72 Garry Puetz	ILB	61 Dewey Selmon
RT	70 Darryl Carlton	ILB	54 Richard Wood
TE	88 Jimmie Giles	OLB	56 Cecil Johnson
WR	85 Morris Owens	LCB	45 Jeris White
QB	12 Doug Williams	RCB	40 Mike Washington
FB	38 Johnny Davis	SS	33 Mark Cotney
RB	42 Ricky Bell	FS	34 Cedric Brown

1979

DATE	W/L	SCORE	OPPONENT	ATT.
9/1	W	31-16	DETROIT	68,225
9/9	W	29-26 (ot)	at Baltimore	36,374
9/16	W	21-10	at Green Bay	55,498
9/23	W	21-6	L.A. RAMS	69,497
9/30	W	17-13	at Chicago	55,258
10/7	L	14-17	at N.Y. Giants	72,841
10/14	L	14-42	NEW ORLEANS	67,640
10/21	W	21-3	GREEN BAY	67,186
10/28	W	12-10	at Minnesota	46,906
11/4	L	14-17	at Atlanta	55,150
11/11	W	16-14	at Detroit	70,461
11/18	W	31-3	N.Y. GIANTS	70,261
11/25	L	22-23	MINNESOTA	70,039
12/2	L	0-14	CHICAGO	69,508
12/9	L	7-23	at San Francisco	44,506
12/16	W	3-0	KANSAS CITY	63,624

## PLAYOFFS

12/29	W	24-17	PHILADELPHIA	71,402
1/6	L	0-9	L.A. RAMS	72,033

## BUCS OPP

	BUCS	OPP
TOTAL FIRST DOWNS	267	247
Rushing	107	116
Passing	137	111
Penalty	23	20
3rd Down: Made/Att.	92/264	79/247
TOTAL NET YARDS	5,049	3,949
Avg. Per Game	315.6	246.8
Total Plays	1,055	1,015
Avg. Per Play	4.79	3.89
NET YARDS RUSHING	2,437	1,873
Avg. Per Game	152.3	117.1
Total Rushes	609	539
NET YARDS PASSING	2,612	2,076
Avg. Per Game	163.3	129.8
Sacked /Yards Lost	12/88	40/329
Gross Yards	2,700	2,405
Att./Completions	434/183	436/250
Completion Pct.	42.2	57.3
Had Intercepted	26	14
PUNTS/AVERAGE	95/38.7	104/41.1
NET PUNTING AVG.	30.6	35.4
PENALTIES / YARDS	102/905	100/870
FUMBLES / FUMBLES LOST	25/15	45/24
TOUCHDOWNS	35	28
Rushing	13	13
Passing	19	14
Returns	3	1

BY QUARTERS	1	2	3	4	OT	TOT
BUCCANEERS	33	106	44	87	3	273
OPPONENTS	50	61	46	80	0	237

SCORING	TD	R	P	RT	PAT	FG	S	PTS
O'Donoghue	0	0	0	0	30/35	11/19	0	63
Bell	9	7	2	0	0/0	0/0	0	54
Giles	7	0	7	0	0/0	0/0	0	42
Mucker	5	0	5	0	0/0	0/0	0	30
Hagins	3	0	3	0	0/0	0/0	0	18

BUCCANEERS	35	13	19	3	30/35	11/19	0	273
OPPONENTS	28	13	14	1	25/28	14/24	1	237

FIELD GOALS	1/19	20/29	30/39	40/49	50+	LONG
O'Donoghue	1/1	3/4	5/9	2/5	0/0	44
BUCCANEERS	1/1	3/4	5/9	2/5	0/0	44
OPPONENTS	0/0	4/4	5/9	5/11	0/0	47

RUSHING	NO.	YDS.	AVG.	LONG	TD
Bell	283	1,263	4.5	49	7
Eckwood	194	690	3.6	61t	2
J. Davis	59	221	3.7	18	2
Williams	35	119	3.4	16	2
Berns	23	102	4.4	16	0
BUCCANEERS	609	2,437	4.0	61t	13
OPPONENTS	539	1,873	3.5	60t	13

PASSING	ATT.	CMP.	YDS.	CMP%	YDS/ATT	TD	TD%	INT	INT%	LONG	SK/LOST	RTG
Williams	397	166	2,448	41.8	6.17	18	4.5	24	6.0	66t	7/57	52.6
Rae	36	17	252	47.2	7.00	1	2.8	2	5.6	29	5/31	56.7
BUCCANEERS	434	183	2,700	42.2	6.22	19	4.4	26	6.0	66t	12/88	52.8
OPPONENTS	436	250	2,405	57.3	5.52	14	3.2	14	3.2	67t	40/329	70.2

RECORD: 10-6 HEAD COACH: JOHN MCKAY

RECEIVING	NO.	YDS.	AVG.	LONG	TD
Giles	40	579	14.5	66t	7
Hagins	39	692	17.7	57	3
Bell	25	248	9.9	26	2
Eckwood	22	268	12.2	31	0
Owens	20	377	18.9	64	0
BUCCANEERS	183	2,700	14.8	66t	19
OPPONENTS	250	2,405	9.6	67t	14

INTERCEPTIONS	NO.	YDS.	AVG.	LONG	TD
C. Brown	3	79	26.3	72	0
Washington	3	64	21.3	49t	1
White	3	39	13.0	39	0
Wood	2	37	18.5	24	0
D. Lewis	2	19	9.5	11	0
BUCCANEERS	14	238	17.0	72	1
OPPONENTS	26	324	12.5	40	1

TACKLES	SOLO	ASST.	TOTAL
Wood	N/A	N/A	158
D. Selmon	N/A	N/A	125
L.R. Selmon	N/A	N/A	117
D. Lewis	N/A	N/A	111
C. Brown	N/A	N/A	90

SACKS	SPECIAL TEAM TACKLES	
L.R. Selmon	Cesare	18
Chambers	Reece	18
D. Lewis	Nafziger	17
Crowder	Obradovich	16
Three tied with	Bonness	14

BUCCANEERS	40.0
OPPONENTS	12.0

PUNTING	NO.	YDS.	AVG.	NET	TB	IN20	LG	BK
Blanchard	93	3,679	39.6	30.6	25	14	58	2
BUCCANEERS	95	3,679	38.7	30.6	25	14	58	2
OPPONENTS	104	4,275	41.1	35.4	8	19	65	0

PUNT RETURNS	RET.	FC	YDS.	AVG.	LONG	TD
Reece	70	1	431	6.2	17	0
T. Davis	1	1	7	7.0	6	0
BUCCANEERS	71	2	438	6.2	17	0
OPPONENTS	47	8	270	5.7	26	0

KICKOFF RETURNS	NO.	YDS.	AVG.	LONG	TD
Ragsdale	34	675	19.9	30	0
Hagins	9	196	21.8	31	0
Nafziger	2	36	18.0	19	0
T. Davis	4	33	8.3	16	0
Reece	1	13	13.0	13	0
BUCCANEERS	51	959	18.8	31	0
OPPONENTS	55	1,254	22.8	83	0

USUAL STARTING LINEUP	DEFENSE.				
WR	81	Isaac Hagins	LE	60	Wally Chambers
LT	75	Dave Reavis	DT	71	Randy Crowder
LG	64	Greg Horton	RE	63	Lee Roy Selmon
C	50	Steve Wilson	OLB	57	David Lewis
RC	61	Greg Roberts	ILB	58	Dewey Selmon
RT	73	Charley Hannah	ILB	54	Richard Wood
TE	88	Jimmie Giles	OLB	56	Cecil Johnson
WR	85	Morris Owens	LCB	45	Jeris White
QB	12	Doug Williams	RCB	40	Mike Washington
RB	43	Jerry Eckwood	SS	33	Mark Cotney
RB	42	Ricky Bell	FS	34	Cedric Brown

DATE	W/L	SCORE	OPPONENT	ATT.
9/7	W	17-12	at Cincinnati	35,551
9/11	W	10-9	L.A. RAMS	66,576
9/21	L	17-28	at Dallas	62,750
9/28	L	27-34	CLEVELAND	65,540
10/6	L	0-23	at Chicago	61,350
10/12	T	14-14 (ot)	GREEN BAY	64,854
10/19	L	14-20	at Houston	48,167
10/26	W	24-23	at San Francisco	51,925
11/2	W	30-13	N.Y. GIANTS	68,256
11/9	L	21-24	PITTSBURGH	71,636
11/16	L	30-38	at Minnesota	46,032
11/23	L	10-24	DETROIT	64,976
11/30	W	20-17	at Green Bay (Milw.)	54,225
12/7	L	10-21	MINNESOTA	65,649
12/14	L	14-27	at Detroit	77,098
12/20	L	13-14	CHICAGO	55,298

	BUCS	OPP
<b>TOTAL FIRST DOWNS</b>	281	313
Rushing	102	126
Passing	154	168
Penalty	25	19
3rd Down: Made/Att.	99/241	110/250
<b>TOTAL NET YARDS</b>	5,059	5,405
Avg. Per Game	316.2	337.3
Total Plays	1,031	1,088
Avg. Per Play	4.91	4.97
<b>NET YARDS RUSHING</b>	1,839	2,101
Avg. Per Game	114.9	131.3
Total Rushes	477	548
<b>NET YARDS PASSING</b>	3,220	3,304
Avg. Per Game	201.3	206.5
Sacked /Yards Lost	24/194	24/173
Gross Yards	3,414	3,477
Att./Completions	530/256	516/328
Completion Pct.	48.3	63.6
Had Intercepted	17	15
<b>PUNTS/AVERAGE</b>	89/41.8	89/42.0
NET PUNTING AVG.	33.2	34.9
<b>PENALTIES / YARDS</b>	90/840	117/1077
<b>FUMBLES / FUMBLES LOST</b>	28/21	32/13
<b>TOUCHDOWNS</b>	32	40
Rushing	9	20
Passing	20	17
Returns	3	3

BY QUARTERS	1	2	3	4	OT	TOT
<b>BUCCANEERS</b>	73	88	34	76	0	271
<b>OPPONENTS</b>	58	108	76	99	0	341

SCORING	TD	R	P	RT	PAT	FG	S	PTS
Yepremian	0	0	0	0	31/32	16/23	0	79
House	5	0	5	0	0/0	0/0	0	30
Jones	5	0	5	0	0/0	0/0	0	30
Williams	4	4	0	0	0/0	0/0	0	24
Giles	4	0	4	0	0/0	0/0	0	24
<b>BUCCANEERS</b>	32	9	20	3	31/32	16/23	0	271
<b>OPPONENTS</b>	40	20	17	3	39/40	20/33	1	341

FIELD GOALS	1/19	20/29	30/39	40/49	50+	LONG
Yepremian	1/1	7/8	7/9	1/5	0/0	43
<b>BUCCANEERS</b>	1/1	7/8	7/9	1/5	0/0	43
<b>OPPONENTS</b>	2/2	5/6	8/12	5/12	0/1	48

RUSHING	NO.	YDS.	AVG.	LONG	TD
Bell	174	599	3.4	40	2
Eckwood	149	504	3.4	35t	2
Williams	58	370	6.4	27	4
Berns	39	131	3.4	17	0
J. Davis	39	130	3.3	8	1
<b>BUCCANEERS</b>	477	1,839	3.9	40	9
<b>OPPONENTS</b>	548	2,101	3.8	56	20

RECEIVING	NO.	YDS.	AVG.	LONG	TD
Jones	48	669	13.9	41t	5
Eckwood	47	475	10.1	40	1
Bell	38	292	7.7	22	1
Giles	33	602	18.2	51	4
House	24	531	22.1	61	5
<b>BUCCANEERS</b>	256	3,414	13.3	61	20
<b>OPPONENTS</b>	328	3,477	10.6	50	17

INTERCEPTIONS	NO.	YDS.	AVG.	LONG	TD
Washington	4	30	7.5	16	0
Wood	3	76	25.3	55t	1
Cotney	3	28	9.3	21	0
Colzie	1	39	39.0	39	0
Brantley	1	6	6.0	6	0
<b>BUCCANEERS</b>	15	179	11.9	55t	1
<b>OPPONENTS</b>	17	185	10.9	44	0

TACKLES	SOLO	ASST.	TOTAL
Wood	N/A	N/A	114
Cotney	N/A	N/A	105
D. Lewis	N/A	N/A	101
D. Selmon	N/A	N/A	99
L.R. Selmon	N/A	N/A	97

SACKS	NO.	YDS.	AVG.	NET	TB	IN20	LG	BK
L.R. Selmon	9.0			Hawkins				23
Logan	4.0			Reece				22
Johnson	3.0			Colzie				17
Kollar	3.0			Obradovich				16
Stalls	3.0			A. Brown				15
				T. Davis				15

BUCCANEERS	NO.	YDS.	AVG.	NET	TB	IN20	LG	BK
<b>BUCCANEERS</b>	89	3,722	41.8	33.2	12	18	62	1
<b>OPPONENTS</b>	89	3,738	42.0	34.9	16	15	61	0

PUNTING	NO.	YDS.	AVG.	NET	TB	IN20	LG	BK
Blanchard	88	3,722	42.3	33.2	12	18	62	1
<b>BUCCANEERS</b>	89	3,722	41.8	33.2	12	18	62	1
<b>OPPONENTS</b>	89	3,738	42.0	34.9	16	15	61	0

PUNT RETURNS	RET.	FC	YDS.	AVG.	LONG	TD
Reece	57	1	313	5.5	19	0
T. Davis	0	1	0	0.0	0	0
<b>BUCCANEERS</b>	57	2	313	5.5	19	0
<b>OPPONENTS</b>	54	4	529	9.8	53t	1

KICKOFF RETURNS	NO.	YDS.	AVG.	LONG	TD
G. Davis	44	951	21.6	54	0
Reece	7	128	18.3	23	0
Hagins	4	82	20.5	23	0
T. Davis	4	58	14.5	16	0
Obradovich	5	46	9.2	15	0
<b>BUCCANEERS</b>	67	1,294	19.3	54	0
<b>OPPONENTS</b>	62	1,417	22.9	91t	1

USUAL STARTING LINEUP	OFFENSE:	DEFENSE:	
WR	84 Gordon Jones	LE	77 Bill Kollar
LT	75 Dave Reavis	NT	76 David Logan
LG	68 George Yarno	RE	63 Lee Roy Selmon
C	50 Steve Wilson	OLB	57 David Lewis
RG	72 Ray Snell	ILB	58 Dewey Selmon
RT	73 Charley Hannah	ILB	54 Richard Wood
TE	88 Jimmie Giles	OLB	56 Cecil Johnson
WR	81 Isaac Hagins	LCB	25 Curtis Jordan
QB	12 Doug Williams	RCB	40 Mike Washington
RB	42 Ricky Bell	SS	33 Mark Cotney
RB	43 Jerry Eckwood	FS	34 Cedric Brown

PASSING	ATT.	CMP.	YDS.	CMP%	YDS/ATT	TD	TD%	INT	INT%	LONG	SK/LOST	RTG
Williams	521	254	3,396	48.8	6.52	20	3.8	16	3.1	61	23/194	69.7
<b>BUCCANEERS</b>	530	256	3,414	48.3	6.44	20	3.8	17	3.2	61	24/194	68.5
<b>OPPONENTS</b>	516	328	3,477	63.6	6.74	17	3.3	15	2.9	50	24/173	82.1

## 1981

DATE	W/L	SCORE	OPPONENT	ATT.
9/5	W	21-13	MINNESOTA	66,287
9/13	L	10-19	at Kansas City	50,555
9/20	L	17-28	at Chicago	60,130
9/27	W	20-10	ST. LOUIS	65,850
10/4	W	28-10	DETROIT	71,733
10/11	W	21-10	at Green Bay	52,264
10/18	L	16-18	at Oakland	42,288
10/25	L	10-20	at Philadelphia	70,174
11/1	W	20-10	CHICAGO	68,688
11/8	L	10-25	at Minnesota	47,038
11/15	L	7-24	DENVER	64,518
11/22	W	37-3	GREEN BAY	63,251
11/29	W	31-14	at New Orleans	62,209
12/6	W	24-23	ATLANTA	69,221
12/13	L	23-24	SAN DIEGO	67,388
12/20	W	20-17	at Detroit	80,444
<b>PLAYOFFS</b>				
1/2	L	0-38	at Dallas	64,848

	BUCS	OPP
<b>TOTAL FIRST DOWNS</b>		
Rushing	269	320
Passing	95	123
Penalty	159	174
3rd Down: Made/Att.	15	23
	63/195	93/238
<b>TOTAL NET YARDS</b>		
Avg. Per Game	5,160	5,312
Total Plays	322.5	332.0
Avg. Per Play	950	1,115
Avg. Per Play	5.43	4.76
<b>NET YARDS RUSHING</b>		
Avg. Per Game	1,731	2,172
Total Rushes	108.2	135.8
Total Rushes	458	551
Avg. Per Game	3,429	3,140
Avg. Per Game	214.3	196.3
Sacked /Yards Lost	19/136	23/157
Gross Yards	3,565	3,297
Att./Completions	473/239	541/317
Completion Pct.	50.5	58.6
Had Intercepted	14	32
<b>PUNTS/AVERAGE</b>		
	82/41.2	73/41.2
NET PUNTING YARDS	31.5	34.0
PENALTIES/YARDS	89/779	79/650
FUMBLES/FUMBLES LOST	27/14	32/14
TOUCHDOWNS	38	27
Rushing	13	16
Passing	20	10
Returns	5	1

BY QUARTERS	1	2	3	4	OT	TOT
<b>BUCCANEERS</b>	54	82	58	121	0	315
OPPONENTS	66	70	47	85	0	268

SCORING	TD	R	P	RT	PAT	FG	S	PTS
Capece	0	0	0	0	30/32	15/24	0	75
House	9	0	9	0	0/0	0/0	0	54
Giles	6	0	6	0	0/0	0/0	0	36
Wildier	5	4	1	0	0/0	0/0	0	30
Williams	4	4	0	0	0/0	0/0	0	24
<b>BUCCANEERS</b>	38	13	20	5	36/38	17/28	0	315
OPPONENTS	27	16	10	1	27/27	25/33	2	268

FIELD GOALS	1/19	20/29	30/39	40/49	50+	LONG
Capece	0/0	5/7	3/5	5/10	2/2	51
Yepremian	0/0	0/0	1/1	1/3	0/0	44
<b>BUCCANEERS</b>	0/0	5/7	4/6	6/13	2/2	51
OPPONENTS	0/0	6/6	7/9	9/13	3/5	53

PASSING	ATT.	CMP.	YDS.	CMP%	YDS/ATT	TD	TD%	INT	INT%	LONG	SK/LOST	RTG
Williams	471	238	3,563	50.5	7.56	19	4.0	14	3.0	84t	18/135	76.5
<b>BUCCANEERS</b>	473	239	3,565	50.5	7.54	20	4.2	14	3.0	84t	19/136	77.1
OPPONENTS	541	317	3,297	58.6	6.09	10	1.8	32	5.9	59	23/157	57.7

## RECORD: 9-7 HEAD COACH: JOHN MCKAY

RUSHING	NO.	YDS.	AVG.	LONG	TD
Eckwood	172	651	3.8	59	2
Owens	91	406	4.5	35t	3
Wildier	107	370	3.5	23t	4
Williams	48	209	4.4	29	4
R. Bell	30	80	2.7	8	0
<b>BUCCANEERS</b>	458	1,731	3.8	59	13
OPPONENTS	551	2,172	3.9	34	16

RECEIVING	NO.	YDS.	AVG.	LONG	TD
House	56	1176	21.0	84t	9
Giles	45	786	17.5	81t	6
Wildier	48	507	10.6	38	1
T. Bell	21	318	15.1	58t	2
Jones	20	276	13.8	44	1
<b>BUCCANEERS</b>	239	3,565	14.9	84t	20
OPPONENTS	317	3,297	10.4	59	10

INTERCEPTIONS	NO.	YDS.	AVG.	LONG	TD
Brown	9	215	23.9	81t	2
Washington	6	156	26.0	34	1
Colzie	6	110	18.3	82t	1
Johnson	5	84	16.8	36	0
Green	2	56	28.0	50	0
<b>BUCCANEERS</b>	32	648	20.3	82t	4
OPPONENTS	14	179	12.8	39	0

TACKLES	SOLO	ASST.	TOTAL
C. Johnson	N/A	N/A	174
Green	N/A	N/A	151
Wood	N/A	N/A	140
Logan	N/A	N/A	115
Thomas	N/A	N/A	81

SACKS	SPECIAL TEAM TACKLES		
L.R. Selmon	6.5	Nafziger	22
Logan	5.5	Obradovich	17
Green	3.0	Hawkins	16
Hawkins	2.0	Owens	12
Six tied with one		White	12

BUCCANEERS	23.0
OPPONENTS	19.0

PUNTING	NO.	YDS.	AVG.	NET	TB	IN20	LG	BK
Swider	58	2,476	42.7	34.3	4	13	62	2
Blanchard	22	899	40.9	27.3	2	4	58	0
<b>BUCCANEERS</b>	82	3,375	41.2	31.5	6	17	62	2
OPPONENTS	73	3,006	41.2	34.0	14	18	57	0

PUNT RETURNS	RET.	FC	YDS.	AVG.	LONG	TD
T. Bell	27	0	132	4.9	13	0
Holt	9	3	100	11.1	56	0
<b>BUCCANEERS</b>	38	3	244	6.4	56	0
OPPONENTS	52	6	668	12.8	88t	1

KICKOFF RETURNS	NO.	YDS.	AVG.	LONG	TD
Owens	24	473	19.7	34	0
Holt	11	274	24.9	40	0
G. Davis	5	81	16.2	21	0
T. Davis	3	51	17.0	21	0
Wildier	1	19	19.0	19	0
<b>BUCCANEERS</b>	46	912	19.8	40	0
OPPONENTS	64	1,332	20.8	43	0

USUAL STARTING LINEUP			DEFENSE:		
WR	83	Theo Bell	LE	77	Bill Kollar
LT	74	Gene Sanders	NT	76	David Logan
LG	72	Ray Snell	RE	63	Lee Roy Selmon
C	50	Steve Wilson	OLB	59	Andy Hawkins
RG	61	Greg Roberts	ILB	56	Cecil Johnson
RT	73	Charley Hannah	ILB	54	Richard Wood
TE	88	Jimmie Giles	OLB	53	Hugh Green
WR	89	Kevin House	LCB	41	Norris Thomas
QB	12	Doug Williams	RCB	40	Mike Washington
FB	32	James Wildier	SS	20	Neal Colzie
RB	43	Jerry Eckwood	FS	34	Cedric Brown
	26	James Owens			

DATE	W/L	SCORE	OPPONENT	ATT.
9/12	L	10-17	at Minnesota	58,440
9/19	L	13-21	WASHINGTON	66,187
11/21	L	9-14	at Dallas	49,578
11/29	W	23-17	MIAMI	65,854
12/5	W	13-10	at New Orleans	61,709
12/12	L	17-32	at N.Y. Jets	28,147
12/19	W	24-23	BUFFALO	62,510
12/26	W	23-21	DETROIT	65,997
1/2	W	26-23 (ot)	CHICAGO	68,112

PLAYOFFS

1/9	L	17-30	at Dallas	65,042
-----	---	-------	-----------	--------

	BUCS	OPP
TOTAL FIRST DOWNS	163	159
Rushing	52	72
Passing	105	76
Penalty	6	11
3rd Down: Made/Att.	48/126	47/122
4th Down: Made/Att.	8/9	7/9
POSSESSION AVG.	29:35	30:25
TOTAL NET YARDS	2,895	2,442
Avg. Per Game	321.7	271.3
Total Plays	587	564
Avg. Per Play	4.93	4.33
NET YARDS RUSHING	952	1,058
Avg. Per Game	105.8	117.6
Total Rushes	268	285
NET YARDS PASSING	1,943	1,384
Avg. Per Game	215.9	153.8
Sacked /Yards Lost	11/128	25/224
Gross Yards	2,071	1,608
Att./Completions	308/164	254/145
Completion Pct.	53.2	57.1
Had Intercepted	11	11
PUNTS/AVERAGE	40/40.5	42/43.4
NET PUNTING AVG.	32.7	37.2
PENALTIES/YARDS	38/297	38/425
FUMBLES/FUMBLES LOST	28/12	15/10
TOUCHDOWNS	15	21
Rushing	6	9
Passing	9	10
Returns	0	2

BY QUARTERS	1	2	3	4	OT	TOT
BUCCANEERS	9	40	51	55	3	158
OPPONENTS	46	53	43	36	0	178

SCORING	TD	R	P	RT	PAT	FG	S	PTS
Capece	0	0	0	0	14/14	18/23	0	68
Wilder	4	3	1	0	0/0	0/0	0	24
Giles	3	0	3	0	0/0	0/0	0	18
House	2	0	2	0	0/0	0/0	0	12
Carver	2	1	1	0	0/0	0/0	0	12

BUCCANEERS	15	6	9	0	14/15	18/23	0	158
OPPONENTS	21	9	10	2	16/21	12/17	0	178

FIELD GOALS	1/19	20/29	30/39	40/49	50+	LONG
Capece	0/0	10/11	5/6	1/3	2/3	51
BUCCANEERS	0/0	10/11	5/6	1/3	2/3	51
OPPONENTS	2/2	3/3	3/4	4/6	0/2	49

RUSHING	NO.	YDS.	AVG.	LONG	TD
Wilder	83	324	3.9	47	3
Owens	76	238	3.1	14	0
Carver	70	229	3.3	13t	1
Williams	35	158	4.5	14	2
Morton	2	3	1.5	2	0
BUCCANEERS	268	952	3.6	47	6
OPPONENTS	285	1,058	3.7	25	9

PASSING	ATT.	CMP.	YDS.	CMP%	YDS/ATT	TD	TD%	INT	INT%	LONG	SK/LOST	RTG
Williams	307	164	2,071	53.4	6.75	9	2.9	11	3.6	62t	11/128	69.4
BUCCANEERS	308	164	2,071	53.2	6.72	9	2.9	11	3.6	62t	11/128	69.1
OPPONENTS	254	145	1,608	57.1	6.33	10	3.9	11	4.3	49	25/224	71.1

RECEIVING	NO.	YDS.	AVG.	LONG	TD
Wilder	53	466	8.8	32	1
Giles	28	499	17.8	48	3
House	28	438	15.6	62t	2
T. Bell	15	203	13.5	25	0
Jones	14	205	14.6	26	1
BUCCANEERS	164	2,071	12.6	62t	9
OPPONENTS	145	1,608	11.1	49	10

INTERCEPTIONS	NO.	YDS.	AVG.	LONG	TD
Colzie	3	64	21.3	51	0
C. Brown	3	31	10.3	24	0
Washington	3	13	4.3	13	0
Green	1	31	31.0	31	0
Thomas	1	0	0.0	0	0
BUCCANEERS	11	139	12.6	51	0
OPPONENTS	11	114	10.4	39t	1

TACKLES	SOLO	ASST.	TOTAL
Green	N/A	N/A	71
Johnson	N/A	N/A	70
Brantley	N/A	N/A	62
Logan	N/A	N/A	61
Selmon	N/A	N/A	58

SACKS	SPECIAL TEAM TACKLES			
Stalls	6.5	Davis		10
Logan	4.8	Cotney		10
Selmon	4.0	Morris		9
Green	2.3	Smith		8
Hawkins	2.3	Obradovich		7

BUCCANEERS	25.0
OPPONENTS	11.0

PUNTING	NO.	YDS.	AVG.	NET	TB	IN20	LG	BK
Swider	39	1,620	41.5	32.7	6	6	59	1
BUCCANEERS	40	1,620	40.5	32.7	6	6	59	1
OPPONENTS	42	1,824	43.4	37.2	6	9	59	0

PUNT RETURNS	RET.	FC	YDS.	AVG.	LONG	TD
Holt	16	0	81	5.1	22	0
T. Bell	9	1	62	6.9	14	0
BUCCANEERS	25	1	143	5.7	22	0
OPPONENTS	23	2	192	8.3	22	0

KICKOFF RETURNS	NO.	YDS.	AVG.	LONG	TD
Morton	21	361	17.2	26	0
Carver	3	62	20.7	25	0
Owens	3	52	17.3	27	0
J. R. Smith	3	47	15.7	24	0
Yarno	1	14	14.0	14	0
BUCCANEERS	33	548	16.6	27	0
OPPONENTS	40	870	21.8	50	0

USUAL STARTING LINEUP		DEFENSE:	
OFFENSE:			
WR	84 Gordon Jones	LE	65 Dave Stalls
LT	75 Dave Reavis	NT	76 David Logan
LG	72 Ray Snell	RE	63 Lee Roy Selmon
C	50 Steve Wilson	OLB	59 Andy Hawkins
RC	61 Greg Roberts	ILB	56 Cecil Johnson
RG	76 Charley Hannah	ILB	52 Scot Brantley
TE	88 Jimmie Giles	OLB	53 Hugh Green
WR	89 Kevin House	LCB	41 Norris Thomas
QB	12 Doug Williams	RCB	41 Mike Washington
FB	32 James Wilder	SS	20 Neal Colzie
RB	26 James Owens	FS	34 Cedric Brown

1983

DATE	W/L	SCORE	OPPONENT	ATT.
9/4	L	0-11	DETROIT	62,154
9/11	L	10-17	at Chicago	58,186
9/18	L	16-19 (ot)	MINNESOTA	57,567
9/25	L	17-23	CINCINNATI	56,023
10/2	L	14-55	at Green Bay	54,272
10/9	L	24-27 (ot)	at Dallas	63,308
10/16	L	27-34	ST. LOUIS	48,224
10/23	L	21-24	NEW ORLEANS	48,242
10/30	L	12-17	at Pittsburgh	57,648
11/6	W	17-12	at Minnesota	59,239
11/13	L	0-20	at Cleveland	56,091
11/20	L	0-27	CHICAGO	36,816
11/27	W	33-24	HOUSTON	38,625
12/4	L	21-35	at San Francisco	49,773
12/12	L	9-12 (ot)	GREEN BAY	50,763
12/18	L	20-23	at Detroit	78,392

	BUCS	OPP
TOTAL FIRST DOWNS		
Rushing	248	320
Passing	72	124
Penalty	156	172
	20	24
3rd Down: Made/Att.	73/225	89/229
4th Down: Made/Att.	11/20	9/14
POSSESSION AVG.	27:55	32:05
TOTAL NET YARDS	4,477	5,397
Avg. Per Game	279.8	337.3
Total Plays	1,005	1,093
Avg. Per Play	4.45	4.94
NET YARDS RUSHING	1,353	2,082
Avg. Per Game	84.6	130.1
Total Rushes	428	561
NET YARDS PASSING	3,124	3,315
Avg. Per Game	195.3	207.2
Sacked /Yards Lost	49/366	42/309
Gross Yards	3,490	3,624
Att./Completions	528/300	490/300
Completion Pct.	56.8	61.2
Had Intercepted	24	23
PUNTS/AVERAGE	96/41.8	79/40.7
NET PUNTING AVG.	33.0	33.9
PENALTIES/YARDS	94/832	105/799
FUMBLES/FUMBLES LOST	39/13	43/18
TOUCHDOWNS	31	42
Rushing	9	19
Passing	18	15
Returns	4	8

BY QUARTERS	1	2	3	4	OT	TOT
<b>BUCCANEERS</b>	<b>43</b>	<b>68</b>	<b>65</b>	<b>65</b>	<b>0</b>	<b>241</b>
<b>OPPONENTS</b>	<b>67</b>	<b>130</b>	<b>67</b>	<b>107</b>	<b>9</b>	<b>380</b>

SCORING	TD	R	P	RT	PAT	FG	S	PTS
Capece	0	0	0	0	23/26	10/23	0	53
Owens	6	5	1	0	0/0	0/0	0	36
Wilder	6	4	2	0	0/0	0/0	0	36
House	5	0	5	0	0/0	0/0	0	30
T. Bell	2	0	2	0	0/0	0/0	0	12
<b>BUCCANEERS</b>	<b>31</b>	<b>9</b>	<b>18</b>	<b>4</b>	<b>25/31</b>	<b>10/24</b>	<b>0</b>	<b>241</b>
<b>OPPONENTS</b>	<b>42</b>	<b>19</b>	<b>15</b>	<b>8</b>	<b>40/42</b>	<b>28/34</b>	<b>2</b>	<b>380</b>

FIELD GOALS	1/19	20/29	30/39	40/49	50+	LONG
Capece	0/0	7/8	0/4	3/8	0/3	49
Warnke	0/0	0/1	0/0	0/0	0/0	0
<b>BUCCANEERS</b>	<b>0/0</b>	<b>7/9</b>	<b>0/4</b>	<b>3/8</b>	<b>0/3</b>	<b>49</b>
<b>OPPONENTS</b>	<b>1/1</b>	<b>8/8</b>	<b>8/10</b>	<b>7/10</b>	<b>4/5</b>	<b>52</b>

PASSING	ATT.	CMP.	YDS.	CMP%	YDS/ATT	TD	TD%	INT	INT%	LONG	SK/LOST	RTG
J. Thompson	423	249	2,906	58.9	6.87	18	4.3	21	5.0	80	39/289	73.3
Golsteyn	97	47	535	48.5	5.52	0	0.0	2	2.1	52	7/52	56.8
<b>BUCCANEERS</b>	<b>528</b>	<b>300</b>	<b>3,490</b>	<b>56.8</b>	<b>6.61</b>	<b>18</b>	<b>3.4</b>	<b>24</b>	<b>4.5</b>	<b>80</b>	<b>49/366</b>	<b>69.6</b>
<b>OPPONENTS</b>	<b>490</b>	<b>300</b>	<b>3,624</b>	<b>61.2</b>	<b>7.40</b>	<b>15</b>	<b>3.1</b>	<b>23</b>	<b>4.7</b>	<b>80t</b>	<b>42/309</b>	<b>74.7</b>

RECORD: 2-14 HEAD COACH: JOHN MCKAY

RUSHING	NO.	YDS.	AVG.	LONG	TD
Wilder	161	640	4.0	75t	4
Carver	114	348	3.1	16	0
Owens	96	266	2.8	15	5
Armstrong	7	30	4.3	7	0
Morton	13	28	2.2	5	0

<b>BUCCANEERS</b>	<b>428</b>	<b>1,353</b>	<b>3.2</b>	<b>75t</b>	<b>9</b>
<b>OPPONENTS</b>	<b>561</b>	<b>2,082</b>	<b>3.7</b>	<b>39</b>	<b>19</b>

RECEIVING	NO.	YDS.	AVG.	LONG	TD
Wilder	57	380	6.7	31	2
Carter	48	694	14.5	56t	2
House	47	769	16.4	74t	5
T. Bell	25	410	16.4	52	2
Giles	25	349	14.0	80	1

<b>BUCCANEERS</b>	<b>300</b>	<b>3,490</b>	<b>11.6</b>	<b>80</b>	<b>18</b>
<b>OPPONENTS</b>	<b>300</b>	<b>3,624</b>	<b>12.1</b>	<b>80t</b>	<b>15</b>

INTERCEPTIONS	NO.	YDS.	AVG.	LONG	TD
B. Reece	6	70	11.7	29	0
C. Brown	4	78	19.5	36	0
Holt	3	43	14.3	25	0
Green	2	54	27.0	33t	2
Washington	2	41	20.5	25	0

<b>BUCCANEERS</b>	<b>23</b>	<b>367</b>	<b>16.0</b>	<b>69t</b>	<b>3</b>
<b>OPPONENTS</b>	<b>24</b>	<b>316</b>	<b>13.2</b>	<b>70t</b>	<b>4</b>

TACKLES	SOLO	ASST.	TOTAL
Green	N/A	N/A	138
J. Davis	N/A	N/A	137
Brantley	N/A	N/A	134
Logan	N/A	N/A	109
Holt	N/A	N/A	78

SACKS	SPECIAL TEAM TACKLES			
Selmon	11.0	Witte	19	
Logan	9.5	Spradlin	14	
Cannon	5.0	Obradovich	13	
Green	3.5	Smith	12	
Hawkins	3.0	Morris	12	

<b>BUCCANEERS</b>	<b>42.0</b>							
<b>OPPONENTS</b>	<b>49.0</b>							

PUNTING	NO.	YDS.	AVG.	NET	TB	IN20	LG	BK
Garcia	95	4,008	42.2	33.0	12	16	64	1
<b>BUCCANEERS</b>	<b>96</b>	<b>4,008</b>	<b>41.8</b>	<b>33.0</b>	<b>12</b>	<b>16</b>	<b>64</b>	<b>1</b>
<b>OPPONENTS</b>	<b>79</b>	<b>3,217</b>	<b>40.7</b>	<b>33.9</b>	<b>12</b>	<b>11</b>	<b>65</b>	<b>0</b>

PUNT RETURNS	RET.	FC	YDS.	AVG.	LONG	TD
Tyler	27	5	208	7.7	16	0
T. Bell	10	2	48	4.8	11	0
Holt	5	0	43	8.6	17	0
<b>BUCCANEERS</b>	<b>42</b>	<b>7</b>	<b>299</b>	<b>7.1</b>	<b>17</b>	<b>0</b>
<b>OPPONENTS</b>	<b>59</b>	<b>11</b>	<b>603</b>	<b>10.2</b>	<b>90t</b>	<b>1</b>

KICKOFF RETURNS	NO.	YDS.	AVG.	LONG	TD
Morton	30	689	23.0	50	0
Owens	20	380	19.0	31	0
Smith	8	136	17.0	43	0
Spradlin	2	31	15.5	24	0
O'Steen	2	30	15.0	16	0

<b>BUCCANEERS</b>	<b>67</b>	<b>1,310</b>	<b>19.5</b>	<b>50</b>	<b>0</b>
<b>OPPONENTS</b>	<b>50</b>	<b>1,039</b>	<b>20.8</b>	<b>81</b>	<b>0</b>

USUAL STARTING LINEUP			DEFENSE:		
WR	87	Gerald Carter	LE	78	John Cannon
LT	75	Dave Reavis	NT	76	David Logan
LG	72	Ray Snell	RE	63	Lee Roy Selmon
C	50	Steve Wilson	OLB	51	Ed Judie
RG	62	Sean Farrell	ILB	58	Jeff Davis
RT	70	Kelly Thomas	ILB	52	Scot Brantley
TE	88	Jimmie Giles	OLB	53	Hugh Green
WR	89	Kevin House	LCB	21	John Holt
QB	14	Jack Thompson	RCB	40	Mike Washington
FB	32	James Wilder	SS	33	Mark Cotney
RB	28	Melvin Carver	FS	43	Beasley Reece



DATE	W/L	SCORE	OPPONENT	ATT.
9/2	L	14-34	at Chicago	58,789
9/9	L	13-17	at New Orleans	54,686
9/16	W	21-17	DETROIT	44,560
9/23	L	14-17	at N.Y. Giants	72,650
9/30	W	30-27 (ot)	GREEN BAY	44,487
10/7	W	35-31	MINNESOTA	47,405
10/14	L	7-13 (ot)	at Detroit	44,308
10/21	L	9-44	CHICAGO	60,003
10/28	L	20-24	at Kansas City	41,710
11/4	L	24-27	at Minnesota	54,949
11/11	W	20-17	N.Y. GIANTS	46,534
11/18	L	17-24	at San Francisco	57,704
11/25	L	33-34	L.A. RAMS	42,242
12/2	L	14-27	at Green Bay	46,800
12/9	W	23-6	ATLANTA	33,808
12/16	W	41-21	N.Y. JETS	43,817

	BUCS	OPP
TOTAL FIRST DOWNS	344	311
Rushing	114	139
Passing	209	157
Penalty	21	15
3rd Down: Made/Att.	94/219	93/212
4th Down: Made/Att.	7/17	7/16
POSSESSION AVG.	31:17	28:43
TOTAL NET YARDS	5,321	5,474
Avg. Per Game	332.6	342.1
Total Plays	1,091	1,033
Avg. Per Play	4.9	5.3
NET YARDS RUSHING	1,776	2,233
Avg. Per Game	111.0	139.6
Total Rushes	483	511
NET YARDS PASSING	3,545	3,241
Avg. Per Game	221.6	202.6
Sacked /Yards Lost	45/362	32/239
Gross Yards	3,907	3,480
Att./Completions	563/334	490/286
Completion Pct.	59.3	58.4
Had Intercepted	23	18
PUNTS/AVERAGE	68/41.0	68/41.0
NET PUNTING AVG.	34.7	35.3
PENALTIES/YARDS	118/875	136/1078
FUMBLES/FUMBLES LOST	36/20	27/14
TOUCHDOWNS	40	47
Rushing	17	27
Passing	22	20
Returns	1	0

BY QUARTERS	1	2	3	4	OT	TOT
BUCANEERS	57	102	64	109	3	335
OPPONENTS	54	108	76	136	6	380

SCORING	TD	R	P	RT	PAT	FG	S	PTS
Airri	0	0	0	0	38/40	19/26	0	95
Wildier	13	13	0	0	0/0	0/0	0	78
House	5	0	5	0	0/0	0/0	0	30
Carter	5	0	5	0	0/0	0/0	0	30
Armstrong	5	2	3	0	0/0	0/0	0	30
BUCANEERS	40	17	22	1	38/40	19/26	0	335
OPPONENTS	47	27	20	0	44/46	18/27	0	380

FIELD GOALS	1/19	20/29	30/39	40/49	50+	LONG
Airri	0/0	7/7	6/7	6/10	0/2	49
BUCANEERS	0/0	7/7	6/7	6/10	0/2	49
OPPONENTS	0/0	5/6	6/10	5/7	2/4	53

RUSHING	NO.	YDS.	AVG.	LONG	TD
Wildier	407	1,544	3.8	37	13
DeBerg	28	59	2.1	14	2
Carver	11	44	4.0	12	0
Thompson	5	35	7.0	13	0
Armstrong	10	34	3.4	12	2
BUCANEERS	483	1,776	3.7	37	17
OPPONENTS	511	2,233	4.4	51	27

PASSING	ATT.	CMP.	YDS.	CMP%	YDS/ATT	TD	TD%	INT	INT%	LONG	SK/LOST	RTG
DeBerg	509	308	3,554	60.5	6.98	19	3.7	18	3.5	55	35/308	79.3
Thompson	52	25	337	48.1	6.48	2	3.8	5	9.6	74t	10/54	42.3
BUCANEERS	563	334	3,907	59.3	6.94	22	3.9	23	4.1	74t	45/362	76.4
OPPONENTS	490	286	3,480	58.4	7.10	20	4.1	18	3.7	77t	32/239	78.6

RECEIVING	NO.	YDS.	AVG.	LONG	TD
Wildier	85	685	8.1	50	0
House	76	1,005	13.2	55	5
Carter	60	816	13.6	74t	5
J. Bell	29	397	13.7	26	4
T. Bell	22	350	15.9	29	0
BUCANEERS	334	3,907	11.7	74t	22
OPPONENTS	286	3,480	12.2	77t	20

INTERCEPTIONS	NO.	YDS.	AVG.	LONG	TD
Cotney	5	123	24.6	29	0
Brantley	3	55	18.3	38	0
Castille	3	38	12.7	30	0
Seven tied with one					
BUCANEERS	18	308	17.1	38	1
OPPONENTS	23	249	10.8	61	0

TACKLES	SOLO	ASST.	TOTAL
Davis	N/A	N/A	165
Logan	N/A	N/A	106
Brantley	N/A	N/A	105
Selmon	N/A	N/A	100
Browner	N/A	N/A	71

SACKS	SPECIAL TEAM TACKLES		
Selmon	8.0	Witte	25
Logan	5.5	Spradlin	15
C. Washington	5.0	Dixon	13
Green	4.0	Morton	12
Cannon	3.5	Harvey	11
BUCANEERS	32.0		
OPPONENTS	45.0		

PUNTING	NO.	YDS.	AVG.	NET	TB	IN20	LG	BK
Garcia	68	2,849	41.9	34.7	9	12	60	0
BUCANEERS	68	2,849	41.9	34.7	9	12	60	0
OPPONENTS	68	2,787	41.0	35.3	9	18	60	0

PUNT RETURNS	RET.	FC	YDS.	AVG.	LONG	TD
Bright	23	1	173	7.5	21	0
Z. Thomas	1	0	7	7.0	7	0
Holt	7	3	19	2.7	8	0
T. Bell	3	1	8	2.7	8	0
BUCANEERS	34	5	207	6.1	21	0
OPPONENTS	36	10	310	8.6	31	0

KICKOFF RETURNS	NO.	YDS.	AVG.	LONG	TD
Morton	38	835	22.0	43	0
Owens	8	168	21.0	36	0
Bright	16	300	18.8	30	0
Wood	5	43	8.6	16	0
Spradlin	1	5	5.0	5	0
BUCANEERS	68	1,351	19.9	43	0
OPPONENTS	67	1,336	19.9	47	0

USUAL STARTING LINEUP		DEFENSE:	
WR	89 Kevin House	LE	78 John Cannon
LT	74 Gene Sanders	NT	76 David Logan
LG	72 Steve Courson	RE	63 Lee Roy Selmon
C	50 Steve Wilson	OLB	57 Keith Browner
RG	62 Sean Farrell	ILB	58 Jeff Davis
RT	73 Ron Heller	ILB	52 Scot Brantley
TE	88 Jimmie Giles	OLB	53 Hugh Green
WR	87 Gerald Carter	LCB	23 Jeremiah Castille
QB	17 Steve DeBerg	RCB	21 John Holt
FB	46 Adger Armstrong	SS	43 Beasley Reece
RB	32 James Wildier	FS	34 Cedric Brown

## 1985

DATE	W/L	SCORE	OPPONENT	ATT.
9/8	L	28-38	at Chicago	57,828
9/15	L	16-31	MINNESOTA	46,188
9/22	L	13-20	at New Orleans	45,320
9/29	L	9-30	at Detroit	45,023
10/6	L	19-27	CHICAGO	51,795
10/13	L	27-31	L.A. RAMS	39,607
10/20	L	38-41	at Miami	62,335
10/27	L	14-32	NEW ENGLAND	34,661
11/3	L	20-22	at N.Y. Giants	72,031
11/10	W	16-0	ST. LOUIS	34,736
11/17	L	28-62	at N.Y. Jets	65,344
11/24	W	19-16 (ot)	DETROIT	43,471
12/1	L	0-21	at Green Bay	19,856
12/8	L	7-26	at Minnesota	51,593
12/15	L	23-31	INDIANAPOLIS	25,577
12/22	L	17-20	GREEN BAY	33,992

	BUCS	OPP
TOTAL FIRST DOWNS	291	351
Rushing	95	146
Passing	162	185
Penalty	34	20
3rd Down: Made/Att.	76/209	88/212
4th Down: Made/Att.	11/18	4/7
POSSESSION AVG.	27.55	32.05
TOTAL NET YARDS	4,766	6,108
Avg. Per Game	297.9	381.8
Total Plays	982	1,087
Avg. Per Play	4.9	5.6
NET YARDS RUSHING	1,644	2,430
Avg. Per Game	102.8	151.9
Total Rushes	434	547
NET YARDS PASSING	3,122	3,678
Avg. Per Game	195.1	229.9
Sacked /Yards Lost	40/301	35/277
Gross Yards	3,423	3,955
Att./Completions	508/269	505/318
Completion Pct.	53.0	63.0
Had Intercepted	26	18
PUNTS/AVERAGE	79/40.9	59/44.2
NET PUNTING AVG.	32.6	37.6
PENALTIES/YARDS	103/733	114/945
FUMBLES/FUMBLES LOST	37/22	37/22
TOUCHDOWNS	33	50
Rushing	11	28
Passing	22	18
Returns	0	4

BY QUARTERS	1	2	3	4	OT	TOT
BUCCANEERS	71	109	31	80	3	294
OPPONENTS	75	144	110	119	0	448

SCORING	TD	R	P	RT	PAT	FG	S	PTS
Igwebiuke	0	0	0	0	30/32	22/32	0	96
Wilder	10	10	0	0	0/0	0/0	0	60
Giles	8	0	8	0	0/0	0/0	0	48
House	5	0	5	0	0/0	0/0	0	30
Carter	3	0	3	0	0/0	0/0	0	18
BUCCANEERS	33	11	22	0	30/33	22/32	0	294
OPPONENTS	50	28	18	4	50/50	32/42	1	448

FIELD GOALS	1/19	20/29	30/39	40/49	50+	LONG
Igwebiuke	1/1	5/5	8/10	5/10	3/6	53
BUCCANEERS	1/1	5/5	8/10	5/10	3/6	53
OPPONENTS	0/0	11/14	14/15	6/10	1/3	50

RUSHING	NO.	YDS.	AVG.	LONG	TD
Wilder	365	1,300	3.6	28	10
Young	40	233	5.8	20	1
Springs	16	54	3.4	11	0
DeBerg	9	28	3.1	13	0
Carter	1	13	13.0	13	0
BUCCANEERS	434	1,644	3.8	28	11
OPPONENTS	547	2,430	4.4	38	28

PASSING	ATT.	CMP.	YDS.	CMP%	YDS/ATT	TD	TD%	INT	INT%	LONG	SK/LOST	RTG
DeBerg	370	197	2,488	53.2	6.72	19	5.1	18	4.9	57	19/143	71.3
Young	138	72	935	52.3	6.78	3	2.2	8	5.8	59	21/158	57.1
BUCCANEERS	508	269	3,423	53.0	6.74	22	4.3	26	5.1	59	40/301	67.5
OPPONENTS	505	318	3,955	63.0	7.83	18	3.6	18	3.6	78t	35/277	84.2

## RECORD: 2-14 HEAD COACH: LEMAN BENNETT

RECEIVING	NO.	YDS.	AVG.	LONG	TD
Wilder	53	341	6.5	20	0
House	44	803	18.3	55	5
Giles	43	673	15.7	39t	8
J. Bell	43	496	12.3	27	2
Carter	40	557	13.9	29	3
BUCCANEERS	269	3,423	12.7	59	22
OPPONENTS	318	3,955	12.4	78t	18

INTERCEPTIONS	NO.	YDS.	AVG.	LONG	TD
Castille	7	49	7.0	20	0
Greenwood	5	15	3.0	7	0

Six tied with one

BUCCANEERS	NO.	YDS.	AVG.	LONG	TD
OPPONENTS	26	373	14.3	46	4

TACKLES	SOLO	ASST.	TOTAL
Davis	N/A	N/A	132
Washington	N/A	N/A	102
Sully	N/A	N/A	98
Brantley	N/A	N/A	95
Logan	N/A	N/A	80

SACKS	SPECIAL TEAM TACKLES			
Logan	6.5	Witte	24	22
Cannon	4.5	Prior	24	24
Holmes	4.5	Randle	16	16
Morgan	4.0	Armstrong	13	13
Greenwood	3.0	Curry	10	10
Washington	3.0			
BUCCANEERS	35.0			
OPPONENTS	40.0			

PUNTING	NO.	YDS.	AVG.	NET	TB	IN20	LG	BK
Garcia	77	3,233	42.0	33.4	7	12	61	2
BUCCANEERS	79	3,233	40.9	32.6	7	12	61	2
OPPONENTS	59	2,607	44.2	37.6	8	13	69	0

PUNT RETURNS	RET.	FC	YDS.	AVG.	LONG	TD
Bright	12	2	124	10.3	29	0
Prior	13	6	105	8.1	19	0
BUCCANEERS	25	8	229	9.2	29	0
OPPONENTS	47	7	519	11.0	28	0

KICKOFF RETURNS	NO.	YDS.	AVG.	LONG	TD
Freeman	48	1,085	22.6	58	0
Springs	5	112	22.4	34	0
Bright	11	213	19.4	47	0
Prior	10	131	13.1	29	0
Verser	4	61	15.3	18	0
Magee	2	20	10.0	15	0
BUCCANEERS	80	1,822	20.3	58	0
OPPONENTS	51	1,187	23.3	51	0

## USUAL STARTING LINEUP

OFFENSE:	DEFENSE:			
WR 89 Kevin House	LE 78 John Cannon			
LT 66 George Yarno	NT 76 David Logan			
LG 72 Steve Courson	RE 90 Ron Holmes			
RG 60 Randy Grimes	OLB 54 Ervin Randle			
C 62 Sean Farrell	ILB 58 Jeff Davis			
RT 73 Ron Heller	ILB 52 Scot Brantley			
TE 88 Jimmie Giles	OLB 51 Chris Washington			
WR 87 Gerald Carter	LCB 23 Jeremiah Castille			
QB 17 Steve DeBerg	RCB 21 John Holt			
FB 82 Jerry Bell	SS 30 David Greenwood			
RB 32 James Wilder	FS 44 Ivory Sully			

DATE	W/L	SCORE	OPPONENT	ATT.
9/7	L	7-31	SAN FRANCISCO	50,780
9/14	L	10-23	MINNESOTA	34,579
9/21	W	24-20	at Detroit	38,453
9/28	L	20-23 (ot)	ATLANTA	38,950
10/5	L	20-26 (ot)	at L.A. Rams	50,585
10/12	L	19-30	ST. LOUIS	33,307
10/19	L	7-38	at New Orleans	43,355
10/26	L	20-27	at Kansas City	36,230
11/2	W	34-28	BUFFALO	32,806
11/9	L	3-23	CHICAGO	70,097
11/16	L	7-31	at Green Bay (Milw.)	48,271
11/23	L	17-38	DETROIT	30,029
11/30	L	13-45	at Minnesota	56,235
12/7	L	14-48	at Chicago	52,746
12/14	L	7-21	GREEN BAY	30,099
12/21	L	17-21	at St. Louis	23,957

	BUCS	OPP
TOTAL FIRST DOWNS	273	362
Rushing	100	162
Passing	142	177
Penalty	31	23
3rd Down: Made/Att.	59/193	90/193
4th Down: Made/Att.	8/19	6/10
POSSESSION AVG.	28.40	31.20
TOTAL NET YARDS	4,361	6,333
Avg. Per Game	272.6	395.8
Total Plays	970	1,061
Avg. Per Play	4.5	6.0
NET YARDS RUSHING	1,863	2,648
Avg. Per Game	116.4	165.5
Total Rushes	455	558
NET YARDS PASSING	2,498	3,685
Avg. Per Game	156.1	230.3
Sacked /Yards Lost	56/394	19/153
Gross Yards	2,892	3,838
Att./Completions	459/245	484/289
Completion Pct.	53.4	59.7
Had Intercepted	25	13
PUNTS/AVERAGE	78/40.2	59/41.3
NET PUNTING AVG.	32.8	37.4
PENALTIES/YARDS	83/661	116/941
FUMBLES/FUMBLES LOST	36/17	39/19
TOUCHDOWNS	27	59
Rushing	12	31
Passing	13	23
Returns	2	5

BY QUARTERS	1	2	3	4	OT	TOT
BUCCANEERS	39	74	41	85	0	239
OPPONENTS	111	105	103	145	0	473

SCORING	TD	R	P	RT	PAT	FG	S	PTS
Igwebuike	0	0	0	0	26/27	17/24	0	77
Young	5	5	0	0	0/0	0/0	0	30
Magee	5	0	5	0	0/0	0/0	0	30
Wonsley	3	3	0	0	0/0	0/0	0	18
Wilder	3	2	1	0	0/0	0/0	0	18
BUCCANEERS	27	12	13	2	26/27	17/24	0	239
OPPONENTS	59	31	23	5	56/58	21/30	0	473

FIELD GOALS	1/19	20/29	30/39	40/49	50+	LONG
Igwebuike	0/0	5/5	7/8	3/6	2/5	55
BUCCANEERS	0/0	5/5	7/8	3/6	2/5	55
OPPONENTS	0/0	8/9	8/9	3/6	2/6	51

RUSHING	NO.	YDS.	AVG.	LONG	TD
Wilder	190	704	3.7	45t	2
Young	74	425	5.7	31	5
Wonsley	73	339	4.6	59t	3
Springs	74	285	3.9	40	0
Howard	30	110	3.7	16	1
BUCCANEERS	455	1,863	4.1	59t	12
OPPONENTS	558	2,648	4.7	60	31

PASSING	ATT.	CMP.	YDS.	CMP%	YDS/ATT	TD	TD%	INT	INT%	LONG	SK/LOST	RTG
Young	363	195	2,282	53.7	6.29	8	2.2	13	3.6	46	47/326	65.5
DeBerg	96	50	610	52.1	6.35	5	5.2	12	12.5	45	9/68	49.7
BUCCANEERS	459	245	2,892	53.4	6.30	13	2.8	25	5.4	46	56/394	59.6
OPPONENTS	484	289	3,838	59.7	7.93	23	4.8	13	2.7	73	19/153	89.5

RECEIVING	NO.	YDS.	AVG.	LONG	TD
Magee	45	564	12.5	45	5
Wilder	43	326	7.6	25	1
Carter	42	640	15.2	46	2
Springs	24	187	7.8	46	0
Giles	18	178	9.9	20	1
BUCCANEERS	245	2,892	11.8	46	13
OPPONENTS	289	3,838	13.3	73	23

INTERCEPTIONS	NO.	YDS.	AVG.	LONG	TD
McKeever	3	12	4.0	10	0
Brantley	2	65	32.5	57	0
Curry	2	0	0.0	0	0

Five tied with one

BUCCANEERS	NO.	YDS.	AVG.	LONG	TD
BUCCANEERS	13	128	9.8	57	0
OPPONENTS	25	236	9.4	59t	1

TACKLES	SOLO	ASST.	TOTAL
Davis	N/A	N/A	136
Brantley	N/A	N/A	127
Washington	N/A	N/A	94
Jones	N/A	N/A	80
Holmes	N/A	N/A	68

SACKS	SPECIAL TEAM TACKLES		
Browner	4.0	Randle	21
Washington	4.0	Murphy	18
Holmes	2.5	McKeever	9
Cannon	2.0	Easmon	7
Kellin	2.0	Futrell	6
Logan	2.0		

BUCCANEERS	NO.	YDS.	AVG.	NET	TB	IN20	LG	BK
BUCCANEERS	19.0							
OPPONENTS	56.0							

PUNTING	NO.	YDS.	AVG.	NET	TB	IN20	LG	BK
Garcia	77	3,089	40.1	32.7	8	19	60	0
Springs	1	43	43.0	39.0	0	0	43	0
BUCCANEERS	78	3,132	40.2	32.8	8	19	60	0
OPPONENTS	59	2,438	41.3	37.4	6	24	57	1

PUNT RETURNS	RET.	FC	YDS.	AVG.	LONG	TD
Futrell	14	5	67	4.8	12	0
Walker	9	0	27	3.0	10	0
Harris	3	0	16	5.3	8	0

BUCCANEERS	NO.	YDS.	AVG.	LONG	TD	
BUCCANEERS	26	5	110	4.2	12	0
OPPONENTS	39	15	414	10.6	71t	3

KICKOFF RETURNS	NO.	YDS.	AVG.	LONG	TD
Freeman	31	582	18.8	33	0
Wonsley	10	208	20.8	29	0
K. Walker	8	146	18.3	26	0
Futrell	5	115	23.0	30	0
Howard	4	71	17.8	24	0
Harris	4	63	15.8	23	0
BUCCANEERS	75	1,302	17.4	33	0
OPPONENTS	46	1,009	21.9	85t	1

USUAL STARTING LINEUP			
OFFENSE:	DEFENSE:		
WR	89 Kevin House	LE	71 Bob Nelson
LT	72 Rob Taylor	NT	76 David Logan
LG	66 George Yarno	RE	90 Ron Holmes
C	60 Randy Grimes	OLB	57 Keith Browner
RG	62 Sean Farrell	ILB	58 Jeff Davis
RT	73 Ron Heller	ILB	52 Scot Brantley
TE	86 Calvin Magee	OLB	51 Chris Washington
WR	87 Gerald Carter	LCB	21 Vito McKeever
QB	8 Steve Young	RCB	22 Rod Jones
FB	20 Ron Springs	SS	41 Craige Swoope
RB	32 James Wilder	FS	44 Ivory Sully

1987

DATE	W/L	SCORE	OPPONENT	ATT.
9/13	W	48-10	ATLANTA	51,250
9/20	L	3-20	at Chicago	63,551
10/4	W	31-27	at Detroit	4,919
10/11	L	13-17	SAN DIEGO	23,873
10/18	W	20-10	MINNESOTA	20,850
10/25	L	26-27	CHICAGO	70,747
11/1	W	23-17	at Green Bay (Milw.)	50,308
11/8	L	28-31	at St. Louis	22,449
11/15	L	17-23	at Minnesota	48,605
11/22	L	10-24	SAN FRANCISCO	63,211
11/29	L	3-35	at LA Rams	45,188
12/6	L	34-44	at New Orleans	66,471
12/13	L	10-20	DETROIT	41,699
12/20	L	14-31	ST. LOUIS	32,046
12/27	L	6-24	at Indianapolis	60,468

	BUCS	OPP
TOTAL FIRST DOWNS	263	314
Rushing	62	124
Passing	168	163
Penalty	33	27
3rd Down: Made/Att.	83/215	90/200
4th Down: Made/Att.	3/6	6/9
POSSESSION AVG.	28:37	31:23
TOTAL NET YARDS	4,381	4,987
Avg. Per Game	292.1	332.5
Total Plays	954	996
Avg. Per Play	4.6	5.0
NET YARDS RUSHING	1,365	2,038
Avg. Per Game	91.0	135.9
Total Rushes	394	500
NET YARDS PASSING	3,016	2,949
Avg. Per Game	201.1	196.6
Sacked /Yards Lost	43/361	39/306
Gross Yards	3,377	3,255
Att./Completions	517/264	457/271
Completion Pct.	51.1	59.3
Had Intercepted	17	16
PUNTS/AVERAGE	88/39.3	64/41.2
NET PUNTING AVG.	29.9	35.0
PENALTIES/YARDS	115/894	123/926
FUMBLES/FUMBLES LOST	35/14	42/20
TOUCHDOWNS	33	44
Rushing	7	18
Passing	22	23
Returns	4	3

BY QUARTERS	1	2	3	4	OT	TOT
BUCCANEERS	78	66	81	61	0	286
OPPONENTS	69	98	67	126	0	360

SCORING	TD	R	P	RT	PAT	FG	S	PTS
Igwebuike	0	0	0	0	24/26	14/18	0	66
Carter	5	0	5	0	0/0	0/0	0	30
Smith	4	2	2	0	0/0	0/0	0	24
Magee	3	0	3	0	0/0	0/0	0	18
Carrier	3	0	3	0	0/0	0/0	0	18
BUCCANEERS	33	7	22	4	31/33	19/24	0	286
OPPONENTS	44	18	23	3	42/44	18/30	0	360

FIELD GOALS	1/19	20/29	30/39	40/49	50+	LONG
Igwebuike	0/0	2/2	6/6	6/9	0/1	48
BUCCANEERS	0/0	3/4	7/7	8/11	1/2	48
OPPONENTS	0/0	8/9	7/10	2/8	1/3	50

RUSHING	NO.	YDS.	AVG.	LONG	TD
Wilder	106	488	4.6	21	0
Smith	100	309	3.1	46	2
Wright	37	112	3.0	11	0
Howard	30	100	3.3	31	1
Testaverde	13	50	3.8	17	1
BUCCANEERS	394	1,365	3.5	46	7
OPPONENTS	500	2,038	4.1	38t	18

PASSING	ATT.	CMP.	YDS.	CMP%	YDS/ATT	TD	TD%	INT	INT%	LONG	SK/LOST	RTG
DeBerg	275	159	1,891	57.8	6.88	14	5.1	7	2.5	64t	20/185	85.3
Testaverde	165	71	1,081	43.0	6.55	5	3.0	6	3.6	40t	18/140	60.2
BUCCANEERS	517	264	3,377	51.1	6.53	22	4.3	17	3.3	64t	43/361	72.0
OPPONENTS	457	271	3,255	59.3	7.12	23	5.0	16	3.5	67	39/306	85.3

RECORD: 4-11 HEAD COACH: RAY PERKINS

RECEIVING	NO.	YDS.	AVG.	LONG	TD
Wilder	40	328	8.2	32	1
Carter	38	586	15.4	57	5
Magee	34	424	12.5	37	3
Carrier	26	423	16.3	38	3
Hill	23	403	17.5	40	2
BUCCANEERS	264	3,377	12.8	64t	22
OPPONENTS	271	3,255	12.0	67	23

INTERCEPTIONS	NO.	YDS.	AVG.	LONG	TD
Tripoli	3	17	5.7	15t	1
Isom	2	67	33.5	38	0
Woods	2	63	31.5	42	0
Futrell	2	46	23.0	23	0
Jones	2	9	4.5	9	0
BUCCANEERS	16	248	15.5	42	2
OPPONENTS	17	227	13.4	50	0

TACKLES	SOLO	ASST.	TOTAL
Randle	79	29	108
Davis	55	15	70
Reynolds	58	12	70
Kemp	53	15	68
Washington	41	11	52

SACKS	SPECIAL TEAM TACKLES		
Holmes	8.0	Tripoli	10
Washington	6.5	Brantley	7
Kellin	3.5	Miller	6
Jarvis	3.0	Gordon	5
Cannon	2.0	Moss	5
		Gant	5
BUCCANEERS	39.0		
OPPONENTS	43.0		

PUNTING	NO.	YDS.	AVG.	NET	TB	IN20	LG	BK
Garcia	62	2,409	38.9	28.3	5	12	58	0
Criswell	26	1,046	40.2	33.8	5	3	61	0
BUCCANEERS	88	3,455	39.3	29.9	10	15	61	0
OPPONENTS	64	2,634	41.2	35.0	7	15	60	0

PUNT RETURNS	RET.	FC	YDS.	AVG.	LONG	TD
Futrell	24	6	213	8.9	22	0
BUCCANEERS	31	8	257	8.3	22	0
OPPONENTS	50	10	621	12.4	80	1

KICKOFF RETURNS	NO.	YDS.	AVG.	LONG	TD
Futrell	31	609	19.6	40	0
Smith	5	84	16.8	21	0
Miller	3	68	22.7	25	0
BUCCANEERS	56	1,037	18.5	40	0
OPPONENTS	61	1,242	20.4	45	0

USUAL STARTING LINEUP	OFFENSE:		DEFENSE:		
WR	88	Mark Carrier	LE	78	John Cannon
LT	72	Rob Taylor	NT	94	Mike Stensrud
LG	66	George Yarno	RE	90	Ron Holmes
C	60	Randy Grimes	OLB	51	Chris Washington
RG	68	Rick Mallory	56	Jackie Walker	
RT	73	Ron Heller	ILB	58	Jeff Davis
TE	86	Calvin Magee	ILB	54	Ervin Randle
WR	87	Gerald Carter	OLB	51	Chris Washington
QB	17	Steve DeBerg	57	Winston Moss	
FB	32	James Wilder	LCB	29	Ricky Reynolds
RB	35	Jeff Smith	RCB	22	Rod Jones
			SS	33	Bobby Kemp
			FS	28	Ray Isom

DATE	W/L	SCORE	OPPONENT	ATT.
9/4	L	14-41	PHILADELPHIA	43,502
9/11	W	13-10	at Green Bay	52,584
9/18	L	24-30	PHOENIX	35,034
9/25	L	9-13	at New Orleans	66,671
10/2	W	27-24	GREEN BAY	40,003
10/9	L	13-14	at Minnesota	55,274
10/16	L	31-35	at Indianapolis	53,135
10/23	L	20-49	MINNESOTA	48,020
10/30	L	14-17	MIAMI	67,352
11/6	L	10-28	at Chicago	56,892
11/13	W	23-20	at Detroit	25,956
11/20	L	15-27	CHICAGO	67,070
11/27	L	10-17	at Atlanta	14,020
12/4	W	10-5	BUFFALO	49,498
12/11	L	7-10 (ot)	at New England	39,889
12/18	W	21-10	DETROIT	37,778

	BUCS	OPP
TOTAL FIRST DOWNS	295	293
Rushing	91	104
Passing	173	169
Penalty	31	20
3rd Down: Made/Att.	72/202	101/227
4th Down: Made/Att.	2/11	6/9
POSSESSION AVG.	29.00	31.00
TOTAL NET YARDS	5,061	5,155
Avg. Per Game	316.3	322.2
Total Plays	998	1,025
Avg. Per Play	5.1	5.0
NET YARDS RUSHING	1,753	1,551
Avg. Per Game	109.6	96.9
Total Rushes	452	478
NET YARDS PASSING	3,308	3,604
Avg. Per Game	206.8	225.3
Sacked/Yards Lost	34/300	20/140
Gross Yards	3,608	3,744
Att./Completions	512/253	527/304
Completion Pct.	49.4	57.7
Had Intercepted	36	21
PUNTS/AVERAGE	68/36.4	77/39.0
NET PUNTING AVG.	32.4	33.2
PENALTIES/YARDS	102/816	105/872
FUMBLES/FUMBLES LOST	27/16	29/12
TOUCHDOWNS		
Rushing	11	21
Passing	16	19
Returns	1	2

BY QUARTERS	1	2	3	4	OT	TOT
BUCCANEERS	27	75	41	118	0	261
OPPONENTS	105	93	95	54	3	350

SCORING	TD	R	P	RT	PAT	FG	S	PTS
Igwebuike	0	0	0	0	21/21	19/25	0	78
Hill	9	0	9	0	0/0	0/0	0	54
Tate	8	7	1	0	0/0	0/0	0	48
Carrier	5	0	5	0	0/0	0/0	0	30
Carney	0	0	0	0	6/6	2/5	0	12
BUCCANEERS	28	11	16	1	28/28	21/30	1	261
OPPONENTS	42	21	19	2	42/42	18/30	1	350

FIELD GOALS	1/19	20/29	30/39	40/49	50+	LONG
Igwebuike	1/1	6/6	7/8	3/6	2/4	55
Carney	0/0	2/3	0/1	0/1	0/0	29
BUCCANEERS	1/1	8/9	7/9	3/7	2/4	55
OPPONENTS	0/0	6/6	6/11	5/9	1/4	50

RUSHING	NO.	YDS.	AVG.	LONG	TD
Tate	122	467	3.8	47t	7
W. Howard	115	452	3.9	29t	1
Wilder	86	343	4.0	19	1
Goode	63	231	3.7	22	0
Testaverde	28	138	4.9	24	1
BUCCANEERS	452	1,753	3.9	47t	11
OPPONENTS	478	1,551	3.2	48	21

PASSING	ATT.	CMP.	YDS.	CMP%	YDS/ATT	TD	TD%	INT	INT%	LONG	SK/LOST	RTG
Testaverde	466	222	3,240	47.6	6.95	13	2.8	35	7.5	59t	33/292	48.8
Ferguson	46	31	368	67.4	8.00	3	6.5	1	2.2	34	1/8	104.3
BUCCANEERS	512	253	3,608	49.4	7.05	16	3.1	36	7.0	59t	34/300	53.7
OPPONENTS	527	304	3,744	57.7	7.10	19	3.6	21	4.0	56	30/140	75.2

RECEIVING	NO.	YDS.	AVG.	LONG	TD
Hill	58	1040	17.9	42t	9
Carrier	57	970	17.0	59t	5
Hall	39	555	14.2	37	0
J. Smith	16	134	8.4	22	0
Pillow	15	206	13.7	34	1
BUCCANEERS	253	3,608	14.3	59t	16
OPPONENTS	304	3,744	12.3	56	19

INTERCEPTIONS	NO.	YDS.	AVG.	LONG	TD
Hamilton	6	123	20.5	58	0
Reynolds	4	7	2.3	7	0
Elder	3	9	3.0	9	0
Harris	2	26	13.0	24	0
Robinson	2	28	14.0	28	0
BUCCANEERS	21	283	13.5	58	1
OPPONENTS	36	480	13.3	46	2

TACKLES	SOLD	ASST.	TOTAL
Marve	88	33	121
Hamilton	82	25	107
Murphy	50	25	75
Reynolds	64	10	74
Futrell	60	12	72

SACKS	SPECIAL TEAM TACKLES			
Holmes	4.0	Elder	21	
Cannon	3.0	Harris	20	
Davis	3.0	Walker	19	
Jarvis	2.5	Washington	10	
Goff	2.0	Rolling	7	
Lee	2.0	D. Smith	7	
BUCCANEERS	20.0			
OPPONENTS	34.0			

PUNTING	NO.	YDS.	AVG.	NET	TB	IN20	LG	BK
Criswell	68	2,477	36.4	32.4	0	20	62	0
BUCCANEERS	68	2,477	36.4	32.4	0	20	62	0
OPPONENTS	77	3,004	39.0	33.2	6	24	60	0

PUNT RETURNS	RET.	FC	YDS.	AVG.	LONG	TD
Futrell	27	10	283	10.5	40	0
J. Smith	8	3	45	5.6	20	0
Elder	1	0	0	0.0	0	0
BUCCANEERS	36	13	328	9.1	40	0
OPPONENTS	38	13	273	7.2	25	0

KICKOFF RETURNS	NO.	YDS.	AVG.	LONG	TD
Elder	34	772	22.7	51	0
J. Smith	10	180	18.0	26	0
D. Smith	9	188	20.9	30	0
McAdoo	4	108	27.0	31	0
Pillow	3	38	12.7	17	0
BUCCANEERS	64	1,345	21.0	51	0
OPPONENTS	52	1,129	21.7	57	0

USUAL STARTING LINEUP		DEFENSE:	
OFFENSE:			
WR	88 Mark Carrier	LE	79 Reuben Davis
LT	74 Paul Gruber	NT	95 Curt Jarvis
LG	68 Rick Mallory	RE	90 Ron Holmes
C	60 Randy Grimes	OLB	59 Kevin Murphy
RG	50 Dan Turk	ILB	99 Eugene Marve
RT	72 Rob Taylor	ILB	53 Sidney Coleman
TE	82 Ron Hall	OLB	57 Winston Moss
WR	84 Bruce Hill	LCB	29 Ricky Reynolds
QB	14 Vinny Testaverde	RCB	36 Bobby Futrell
FB	43 William Howard	SS	30 Mark Robinson
RB	34 Lars Tate	FS	39 Harry Hamilton

1989

DATE	W/L	SCORE	OPPONENT	ATT.
9/10	W	23-21	at Green Bay	55,650
9/17	L	16-20	SAN FRANCISCO	64,087
9/24	W	20-10	NEW ORLEANS	44,053
10/1	L	3-17	at Minnesota	54,817
10/8	W	42-35	CHICAGO	72,077
10/15	L	16-17	DETROIT	46,225
10/22	L	28-32	at Washington	52,862
10/29	L	23-56	at Cincinnati	57,225
11/5	L	31-42	CLEVELAND	69,162
11/12	L	10-24	MINNESOTA	56,271
11/19	W	32-31	at Chicago	63,826
11/26	W	14-13	at Phoenix	33,297
12/3	L	16-17	GREEN BAY	58,120
12/10	L	17-20	at Houston	54,532
12/17	L	7-33	at Detroit	40,362
12/24	L	22-31	PITTSBURGH	29,690

	BUCS	OPP
TOTAL FIRST DOWNS	288	317
Rushing	84	115
Passing	174	170
Penalty	30	32
3rd Down: Made/Att.	95/230	87/208
4th Down: Made/Att.	7/13	10/17
POSSESSION AVG.	29:55	30:05
TOTAL NET YARDS	4,842	5,460
Avg. Per Game	302.6	341.3
Total Plays	1,025	1,027
Avg. Per Play	4.7	5.3
NET YARDS RUSHING	1,570	2,023
Avg. Per Game	94.2	126.4
Total Rushes	412	479
NET YARDS PASSING	3,335	3,437
Avg. Per Game	208.4	214.8
Sacked /Yards Lost	43/331	33/222
Gross Yards	3,666	3,659
Att./Completions	570/302	515/301
Completion Pct.	53.0	58.4
Had Intercepted	28	21
PUNTS/AVERAGE	86/38.5	69/40.3
NET PUNTING AVG.	32.1	31.4
PENALTIES/YARDS	104/881	109/869
FUMBLES/FUMBLES LOST	21/9	30/18
TOUCHDOWNS	36	51
Rushing	10	18
Passing	23	29
Returns	3	4

BY QUARTERS	1	2	3	4	OT	TOT
BUCCANEERS	58	92	42	128	0	320
OPPONENTS	79	144	86	110	0	419

SCORING	TD	R	P	RT	PAT	FG	S	PTS
Igwebuike	0	0	0	0	33/35	22/28	0	99
Carrier	9	0	9	0	0/0	0/0	0	54
Tate	9	8	1	0	0/0	0/0	0	54
Hill	5	0	5	0	0/0	0/0	0	30
Wildier	3	0	3	0	0/0	0/0	0	18
BUCCANEERS	36	10	23	3	34/36	22/28	2	420
OPPONENTS	51	18	29	4	51/51	20/24	1	419

FIELD GOALS	1/19	20/29	30/39	40/49	50+	LONG
Igwebuike	0/0	9/9	6/6	5/10	2/3	53
BUCCANEERS	0/0	9/9	6/6	5/10	2/3	53
OPPONENTS	0/0	5/5	9/9	6/9	0/1	47

RUSHING	NO.	YDS.	AVG.	LONG	TD
Tate	167	589	3.5	48	8
Howard	108	357	3.3	15	1
Wildier	70	244	3.5	14	0
Stamps	29	141	4.9	21t	1
Testaverde	25	139	5.6	16	0
BUCCANEERS	412	1,507	3.7	48	10
OPPONENTS	479	2,023	4.2	59t	18

PASSING	ATT.	CMP.	YDS.	CMP%	YDS/ATT	TD	TD%	INT	INT%	LONG	SK/LOST	RTG
Testaverde	480	258	3,133	53.8	6.53	20	4.2	22	4.6	78t	38/294	68.9
Ferguson	90	44	533	48.9	5.92	3	3.3	6	6.7	69t	5/37	50.8
BUCCANEERS	570	302	3,666	53.0	6.43	23	4.0	48	4.9	78t	43/331	66.0
OPPONENTS	515	301	3,659	58.4	7.10	29	5.6	21	4.1	79t	33/222	82.2

RECORD: 5-11 HEAD COACH: RAY PERKINS

RECEIVING	NO.	YDS.	AVG.	LONG	TD
Carrier	86	1,422	16.5	78t	9
Hill	50	673	13.5	53	5
Wildier	36	335	9.3	27	3
Hall	30	331	11.0	32	2
Howard	30	188	6.3	18	1
BUCCANEERS	302	3,666	12.1	78t	23
OPPONENTS	301	3,659	12.2	79t	29

INTERCEPTIONS	NO.	YDS.	AVG.	LONG	TD
Hamilton	6	70	11.7	30	0
Robinson	6	44	7.3	16	0
Reynolds	5	87	17.4	68t	1

Four tied with one

BUCCANEERS	21	234	11.1	68t	2
OPPONENTS	28	240	8.6	39	2

TACKLES	SOLO	ASST.	TOTAL
Randle	74	40	114
Marve	71	35	106
Robinson	72	32	104
Jones	75	17	92
Hamilton	66	24	90

SACKS	SPECIAL TEAM TACKLES			
Murphy	6.0	Anno		28
Moss	5.5	Elder		23
Goff	4.0	Najarian		14
Davis	3.0	O. Harris		13
Jarvis	3.0	Stamps		13

BUCCANEERS	33.0
OPPONENTS	43.0

PUNTING	NO.	YDS.	AVG.	NET	TB	IN20	LG	BK
Mohr	84	3,311	39.4	32.1	3	10	58	2
BUCCANEERS	86	3,311	38.5	32.1	3	10	58	2
OPPONENTS	69	2,781	40.3	31.4	16	14	60	2

PUNT RETURNS	RET.	FC	YDS.	AVG.	LONG	TD
Drewrey	20	2	220	11.0	55	0
Futrell	12	2	76	6.3	15	0
BUCCANEERS	32	4	296	9.3	55	0
OPPONENTS	54	12	492	9.1	65	0

KICKOFF RETURNS	NO.	YDS.	AVG.	LONG	TD
Elder	40	685	17.1	30	0
Stamps	9	145	16.1	36	0
Howard	5	82	16.4	19	0
Futrell	4	58	14.5	22	0
Wildier	2	42	21.0	23	0
BUCCANEERS	62	1,055	17.0	36	0
OPPONENTS	55	1,143	20.8	72	0

## USUAL STARTING LINEUP

OFFENSE:			DEFENSE:		
WR	88	Mark Carrier	LE	79	Reuben Davis
LT	74	Paul Gruber	NT	95	Curt Jarvis
LG	73	Tom McHale	RE	94	Robert Goff
C	60	Randy Grimes	OLB	59	Kevin Murphy
RG	69	John Bruhin	ILB	99	Eugene Marve
RT	72	Rob Taylor	ILB	54	Ervin Randle
TE	82	Ron Hall	OLB	58	Winston Moss
WR	84	Bruce Hill	LCB	29	Ricky Reynolds
QB	14	Vinny Testaverde	RCB	22	Rod Jones
FB	43	William Howard	SS	30	Mark Robinson
RB	34	Lars Tate	FS	39	Harry Hamilton

DATE	W/L	SCORE	OPPONENT	ATT.
9/9	W	38-21	at Detroit	54,728
9/16	L	14-35	L.A. RAMS	59,705
9/23	W	23-20	DETROIT	55,075
9/30	W	23-20 (ot)	at Minnesota	54,462
10/7	L	10-14	at Dallas	60,076
10/14	W	26-14	GREEN BAY	67,472
10/21	L	13-17	DALLAS	68,315
10/28	L	10-41	at San Diego	40,653
11/4	L	6-26	CHICAGO	68,555
11/11	L	7-35	at New Orleans	67,865
11/18	L	7-31	at San Francisco	62,221
11/25	L	10-20	at Green Bay (Milw.)	53,677
12/2	W	23-17	ATLANTA	42,839
12/16	W	26-13	MINNESOTA	47,272
12/23	L	14-27	at Chicago	46,456
12/30	L	14-16	N.Y. JETS	46,543

	BUCS	OPP
TOTAL FIRST DOWNS	238	313
Rushing	83	129
Passing	142	168
Penalty	13	16
3rd Down: Made/Att.	76/204	93/205
4th Down: Made/Att.	9/19	7/13
POSSESSION AVG.	28:11	31:49
TOTAL NET YARDS	4,475	5,479
Avg. Per Game	279.7	342.4
Total Plays	911	1,001
Avg. Per Play	4.9	5.5
NET YARDS RUSHING	1,626	2,223
Avg. Per Game	101.6	138.9
Total Rushes	410	496
NET YARDS PASSING	2,849	3,256
Avg. Per Game	178.1	203.5
Sacked /Yards Lost	53/433	34/204
Gross Yards	3,282	3,460
Att./Completions	448/245	471/263
Completion Pct.	54.7	55.8
Had Intercepted	24	25
PUNTS/AVERAGE	72/40.3	55/40.5
NET PUNTING AVG.	34.0	35.7
PENALTIES/YARDS	77/651	78/617
FUMBLES/FUMBLES LOST	38/19	33/17
TOUCHDOWNS	28	45
Rushing	7	20
Passing	18	22
Returns	3	3

BY QUARTERS	1	2	3	4	OT	TOT
BUCCANEERS	41	99	50	71	3	264
OPPONENTS	59	112	100	96	0	367

SCORING	TD	R	P	RT	PAT	FG	S	PTS
Christie	0	0	0	0	27/27	23/27	0	96
G. Anderson	5	3	2	0	0/0	0/0	0	30
Hill	5	0	5	0	0/0	0/0	0	30
Carrier	4	0	4	0	0/0	0/0	0	24
Haddix	3	0	0	3	0/0	0/0	0	18
BUCCANEERS	28	7	18	3	27/28	23/27	0	264
OPPONENTS	45	20	22	3	43/45	18/27	0	367

FIELD GOALS	1/19	20/29	30/39	40/49	50+	LONG
Christie	0/0	7/7	10/13	4/5	2/2	54
BUCCANEERS	0/0	7/7	10/13	4/5	2/2	54
OPPONENTS	0/0	11/11	4/5	3/8	0/3	46

RUSHING	NO.	YDS.	AVG.	LONG	TD
G. Anderson	166	646	3.9	22	3
Cobb	151	480	3.2	17	2
Testaverde	38	280	7.4	48t	1
Harvey	27	113	4.2	14	0
Chandler	13	71	5.5	18	1
BUCCANEERS	410	1,626	4.0	48t	7
OPPONENTS	496	2,223	4.5	47t	20

PASSING	ATT.	CMP.	YDS.	CMP%	YDS/ATT	TD	TD%	INT	INT%	LONG	SK/LOST	RTG
Testaverde	365	203	2,818	55.6	7.72	17	4.7	18	4.9	89t	38/330	75.6
Chandler	83	42	464	50.6	5.59	1	1.2	6	7.2	68t	15/103	41.4
BUCCANEERS	448	245	3,282	54.7	7.33	18	4.0	24	5.4	89t	53/433	69.3
OPPONENTS	471	263	3,460	55.8	7.35	22	4.7	25	5.3	75t	34/204	72.7

RECEIVING	NO.	YDS.	AVG.	LONG	TD
Carrier	49	813	16.6	68t	4
Hill	42	641	15.3	48t	5
Cobb	39	299	7.7	17	0
G. Anderson	38	464	12.2	74	2
Hall	31	464	15.0	54t	2
BUCCANEERS	245	3,282	13.4	89t	18
OPPONENTS	263	3,460	13.2	75t	22

INTERCEPTIONS	NO.	YDS.	AVG.	LONG	TD
Haddix	7	231	33.0	65t	3
Hamilton	5	39	7.8	27	0
Robinson	4	81	20.3	27	0
Reynolds	3	70	23.3	46	0
Everett	3	28	9.3	23	0
BUCCANEERS	25	487	19.5	65t	3
OPPONENTS	24	346	14.4	64t	2

TACKLES	SOLO	ASST.	TOTAL
Hamilton	81	38	119
Robinson	86	29	115
Marve	75	36	111
Randle	46	32	78
Murphy	57	20	77

SACKS	SPECIAL TEAM TACKLES			
Thomas	7.5	Anno	38	25
Randle	5.5	Harris	21	21
Murphy	4.0	Perkins	18	18
Moss	3.5	Coleman	14	14
Newton	3.0	McCants	9	9
BUCCANEERS	34.0			
OPPONENTS	53.0			

PUNTING	NO.	YDS.	AVG.	NET	TB	IN20	LG	BK
Royals	72	2,902	40.3	34.0	5	8	62	0
BUCCANEERS	72	2,902	40.3	34.0	5	8	62	0
OPPONENTS	55	2,230	40.5	35.7	4	16	54	0

PUNT RETURNS	RET.	FC	YDS.	AVG.	LONG	TD
Drewrey	23	15	184	8.0	16	0
BUCCANEERS	23	15	184	8.0	16	0
OPPONENTS	39	16	352	9.0	36	0

KICKOFF RETURNS	NO.	YDS.	AVG.	LONG	TD
Peebles	18	369	20.5	55	0
Drewrey	14	244	17.4	29	0
Harvey	12	207	17.3	27	0
Cobb	11	223	20.3	45	0
G. Anderson	6	123	20.5	37	0
BUCCANEERS	63	1,175	18.7	55	0
OPPONENTS	43	1,036	24.1	65	0

USUAL STARTING LINEUP	DEFENSE.				
WR	88	Mark Carrier	LE	79	Reuben Davis
LT	74	Paul Gruber	NT	95	Curt Jarvis
LG	73	Tom McHale	RE	71	Jim Skow
C	60	Randy Grimes	OLB	51	Broderick Thomas
RG	62	Ian Beckles	ILB	99	Eugene Marve
RT	72	Rob Taylor	ILB	58	Winston Moss
TE	82	Ron Hall	OLB	59	Kevin Murphy
WR	84	Bruce Hill	LCB	29	Ricky Reynolds
QB	14	Vinny Testaverde	RCB	45	Wayne Haddix
FB	33	Reggie Cobb	SS	30	Mark Robinson
RB	40	Gary Anderson	FS	39	Harry Hamilton

1991

RECORD: 3-13 HEAD COACH: RICHARD WILLIAMSON

DATE	W/L	SCORE	OPPONENT	ATT.
9/1	L	13-16	at N.Y. Jets	61,204
9/8	L	20-21	CHICAGO	65,625
9/15	L	13-15	at Green Bay	58,114
9/22	L	10-17	BUFFALO	57,323
9/29	L	3-31	at Detroit	48,784
10/6	W	14-13	PHILADELPHIA	41,219
10/20	L	7-23	at New Orleans	68,591
10/27	L	0-27	GREEN BAY	40,275
11/3	L	13-28	at Minnesota	35,373
11/10	W	30-21	DETROIT	37,742
11/17	L	7-43	at Atlanta	41,274
11/24	L	14-21	N.Y. GIANTS	63,698
12/1	L	14-33	at Miami	51,036
12/8	L	24-26	MINNESOTA	41,091
12/14	L	0-27	at Chicago	54,719
12/22	W	17-3	INDIANAPOLIS	28,043

	BUCS	OPP
TOTAL FIRST DOWNS	249	295
Rushing	79	120
Passing	147	147
Penalty	23	28
3rd Down: Made/Att.	60/190	79/209
4th Down: Made/Att.	7/14	6/13
POSSESSION AVG.	26:57	33:03
TOTAL NET YARDS	4,001	4,979
Avg. Per Game	250.1	311.2
Total Plays	922	989
Avg. Per Play	4.3	5.0
NET YARDS RUSHING	1,429	2,107
Avg. Per Game	89.3	131.7
Total Rushes	371	512
NET YARDS PASSING	2,572	2,872
Avg. Per Game	160.8	179.5
Sacked /Yards Lost	56/383	39/258
Gross Yards	2,955	3,130
Att./Completions	495/250	438/257
Completion Pct.	50.5	58.7
Had Intercepted	29	11
PUNTS/AVERAGE	84/40.3	71/42.9
NET PUNTING AVG.	32.3	36.5
PENALTIES/YARDS	88/780	110/925
FUMBLES/FUMBLES LOST	30/18	27/16
TOUCHDOWNS	22	41
Rushing	9	21
Passing	13	15
Returns	0	5

BY QUARTERS	1	2	3	4	OT	TOT
BUCCANEERS	30	49	41	79	0	199
OPPONENTS	82	111	77	95	0	365

SCORING	TD	R	P	RT	PAT	FG	S	PTS
Christie	0	0	0	0	22/22	15/20	0	67
Cobb	7	7	0	0	0/0	0/0	0	42
Dawsey	4	1	3	0	0/0	0/0	0	24
BUCCANEERS	22	9	13	0	22/22	15/20	0	199
OPPONENTS	41	21	15	5	40/41	25/35	2	365

FIELD GOALS	1/19	20/29	30/39	40/49	50+	LONG
Christie	1/1	4/4	7/11	3/4	0/0	49
BUCCANEERS	1/1	4/4	7/11	3/4	0/0	49
OPPONENTS	2/2	5/5	9/11	7/14	2/3	50

RUSHING	NO.	YDS.	AVG.	LONG	TD
Cobb	196	752	3.8	59t	7
G. Anderson	72	263	3.7	64t	1
Wilson	42	179	4.3	20	0
Testaverde	32	101	3.2	19	0
Chandler	18	79	4.4	12	0
BUCCANEERS	371	1,429	3.9	64t	9
OPPONENTS	512	2,107	4.1	71t	21

RECEIVING	NO.	YDS.	AVG.	LONG	TD
Dawsey	55	818	14.9	65t	3
Carrier	47	698	14.9	35	2
Ron Hall	31	284	9.2	24	0
Drewrey	26	375	14.4	87t	2
G. Anderson	25	184	7.4	21	0
BUCCANEERS	250	2,955	11.8	87t	13
OPPONENTS	257	3,130	12.2	51	15

INTERCEPTIONS	NO.	YDS.	AVG.	LONG	TD
Covington	3	21	7.0	18	0
Fullington	2	13	6.5	10	0
Reynolds	2	7	3.5	7	0
Four tied with one					
BUCCANEERS	11	62	5.7	18	0
OPPONENTS	29	349	12.0	32	1

TACKLES	SOLO	ASST.	TOTAL
Thomas	98	76	174
Solomon	91	37	128
Covington	64	20	84
M. Carter	41	21	62
Murphy	31	30	61

SACKS	SPECIAL TEAM TACKLES			
Thomas	11.0	Anno		9
Manley	7.0	Hardy		7
Newton	5.5	Tiggle		7
McCants	5.0	Four tied with six		
Davis	3.5			
BUCCANEERS	39.0			
OPPONENTS	56.0			

PUNTING	NO.	YDS.	AVG.	NET	TB	IN20	LG	BK
Royals	84	3,389	40.3	32.3	6	22	56	0
BUCCANEERS	84	3,389	40.3	32.3	6	22	56	0
OPPONENTS	71	3,049	42.9	36.5	5	18	63	0

PUNT RETURNS	RET.	FC	YDS.	AVG.	LONG	TD
Drewrey	38	15	360	9.5	33	0
C. Carter	1	0	1	1.0	1	0
BUCCANEERS	39	15	361	9.3	33	0
OPPONENTS	49	11	559	11.4	70t	1

KICKOFF RETURNS	NO.	YDS.	AVG.	LONG	TD
G. Anderson	34	643	18.9	39	0
Drewrey	12	246	20.5	43	0
Hardy	8	119	14.9	26	0
Cobb	2	15	7.5	15	0
Wilson	2	19	9.5	11	0
BUCCANEERS	60	1,047	17.5	43	0
OPPONENTS	32	720	22.5	55	0

USUAL STARTING LINEUP					
OFFENSE:			DEFENSE:		
WR	88	Mark Carrier	LE	98	Ray Seals
LT	74	Paul Gruber	NT	96	Tim Newton
LG	73	Tom McHale	UT	79	Rueben Davis
C	61	Tony Mayberry	RE	52	Keith McCants
RG	62	Ian Beckles	OLB	59	Kevin Murphy
RT	72	Rob Taylor	ILB	55	Jesse Solomon
TE	82	Ron Hall	OLB	51	Broderick Thomas
WR	80	Lawrence Dawsey	LCB	29	Ricky Reynolds
QB	14	Vinny Testaverde	RCB	44	Carl Carter
FB	20	Robert Wilson	SS	25	Tony Covington
RB	34	Reggie Cobb	FS	23	Marty Carter

PASSING	ATT.	CMP.	YDS.	CMP%	YDS/ATT	TD	TD%	INT	INT%	LONG	SK/LOST	RTG
Testaverde	326	166	1,994	50.9	6.12	8	2.5	15	4.6	87t	35/234	59.0
Chandler	104	53	557	51.0	5.36	4	3.8	8	7.7	35	10/76	47.6
Carlson	65	31	404	47.7	6.22	1	1.5	6	9.2	36	11/73	34.4
BUCCANEERS	495	250	2,955	50.5	5.97	13	2.6	29	5.9	87t	56/383	53.4
OPPONENTS	438	257	3,130	58.7	7.15	15	3.4	11	2.5	51	39/258	81.7



DATE	W/L	SCORE	OPPONENT	ATT.
9/6	W	23-7	Phoenix	41,315
9/13	W	31-3	GREEN BAY	50,051
9/20	L	20-26	at Minnesota	48,113
9/27	W	27-23	at Detroit	51,374
10/4	L	14-24	INDIANAPOLIS	56,585
10/18	L	14-31	at Chicago	61,412
10/25	L	7-38	DETROIT	53,995
11/1	L	21-23	at New Orleans	68,591
11/8	L	7-35	MINNESOTA	49,095
11/15	W	20-17	CHICAGO	69,102
11/22	L	14-29	at San Diego	43,197
11/29	L	14-19	at Green Bay (Milw.)	52,347
12/6	L	27-31	L.A. RAMS	38,387
12/13	L	7-35	ATLANTA	39,056
12/19	L	14-21	at San Francisco	60,519
12/27	W	7-3	at Phoenix	29,645

	BUCS	OPP
<b>TOTAL FIRST DOWNS</b>	281	296
Rushing	100	100
Passing	165	175
Penalty	16	21
3rd Down: Made/Att.	78/210	92/212
4th Down: Made/Att.	8/21	7/12
<b>POSSESSION AVG.</b>	29:15	30:45
<b>TOTAL NET YARDS</b>	4,771	5,185
Avg. Per Game	298.2	324.1
Total Plays	994	985
Avg. Per Play	4.8	5.3
<b>NET YARDS RUSHING</b>	1,706	1,675
Avg. Per Game	106.6	104.7
Total Rushes	438	441
<b>NET YARDS PASSING</b>	3,065	3,510
Avg. Per Game	191.6	219.4
Sacked /Yards Lost	45/334	36/230
Gross Yards	3,399	3,740
Att./Completions	511/299	508/293
Completion Pct.	58.5	57.7
Had Intercepted	20	20
<b>PUNTS/AVERAGE</b>	74/40.7	64/41.3
<b>NET PUNTING AVG.</b>	36.2	36.3
<b>PENALTIES/YARDS</b>	92/754	74/563
<b>FUMBLES/FUMBLES LOST</b>	19/9	19/12
<b>TOUCHDOWNS</b>	33	43
Rushing	12	15
Passing	17	25
Returns	4	3

BY QUARTERS	1	2	3	4	OT	TOT
<b>BUCCANEERS</b>	60	107	31	69	0	267
<b>OPPONENTS</b>	88	70	112	95	0	365

SCORING	TD	R	P	RT	PAT	FG	S	PTS
Cobb	9	9	0	0	0/0	0/0	0	54
Willis	0	0	0	0	20/20	8/14	0	44
Murray	0	0	0	0	13/13	4/8	0	25
Carrier	4	0	4	0	0/0	0/0	0	24
Hall	4	0	4	0	0/0	0/0	0	24
<b>BUCCANEERS</b>	33	12	17	4	33/33	12/22	0	267
<b>OPPONENTS</b>	43	15	25	3	43/43	20/30	2	365

FIELD GOALS	1/19	20/29	30/39	40/49	50+	LONG
Willis	0/0	3/3	1/4	4/7	0/0	45
Murray	0/0	0/0	2/4	2/4	0/0	47
<b>BUCCANEERS</b>	0/0	3/3	3/8	6/11	0/0	47
<b>OPPONENTS</b>	1/1	6/6	8/11	4/8	1/4	50

PASSING	ATT.	CMP.	YDS.	CMP%	YDS/ATT	TD	TD%	INT	INT%	LONG	SK/LOST	RTG
Testaverde	358	206	2,554	57.5	7.13	14	3.9	16	4.5	81t	35/259	74.2
DeBerg	125	76	710	60.8	5.68	3	2.4	4	3.2	28t	8/66	71.1
Erickson	26	15	121	57.7	4.65	0	0.0	0	0.0	24	2/9	69.6
<b>BUCCANEERS</b>	511	299	3,399	58.5	6.65	17	3.3	20	3.9	81t	45/334	73.3
<b>OPPONENTS</b>	508	293	3,740	57.7	7.36	25	4.9	20	3.9	83t	36/230	80.8

RUSHING	NO.	YDS.	AVG.	LONG	TD
Cobb	310	1,171	3.8	25	9
Testaverde	36	197	5.5	18	2
G. Anderson	55	194	3.5	18	1
McDowell	14	81	5.8	23	0
Jennings	5	25	5.0	10	0
<b>BUCCANEERS</b>	438	1,706	3.9	25	12
<b>OPPONENTS</b>	441	1,675	3.8	55t	15

RECEIVING	NO.	YDS.	AVG.	LONG	TD
Dawsey	60	776	12.9	41	1
Carrier	56	692	12.4	40	4
Hall	39	351	9.0	32	4
G. Anderson	34	284	8.4	34	0
McDowell	27	258	9.6	51t	2
<b>BUCCANEERS</b>	299	3,399	11.4	81t	17
<b>OPPONENTS</b>	293	3,740	12.8	83t	25

INTERCEPTIONS	NO.	YDS.	AVG.	LONG	TD
Fullington	3	25	8.3	16	0
Carter	3	1	0.3	1	0
Mack	3	0	0.0	0	0
Five tied with two					
<b>BUCCANEERS</b>	20	234	11.7	75	1
<b>OPPONENTS</b>	20	211	10.6	46	1

TACKLES	SOLO	ASST.	TOTAL
Carter	78	40	118
Williams	76	39	115
Thomas	62	51	113
Fullington	59	35	94
Dotson	57	14	71

SACKS	SPECIAL TEAM TACKLES					
Dotson	10.0	Brownlow	9			
Fullington	5.0	King	9			
McCants	5.0	Fullington	8			
Seals	5.0	Burnette	7			
Wheeler	5.0	Alexander	5			
<b>BUCCANEERS</b>	36.0					
<b>OPPONENTS</b>	45.0					

PUNTING	NO.	YDS.	AVG.	NET	TB	IN20	LG	BK
Stryzinski	74	3,015	40.7	36.2	11	15	57	0
<b>BUCCANEERS</b>	74	3,015	40.7	36.2	11	15	57	0
<b>OPPONENTS</b>	64	2,645	41.3	36.3	8	16	60	0

PUNT RETURNS	RET.	FC	YDS.	AVG.	LONG	TD
Hawkins	13	8	53	4.1	17	0
Drewrey	7	6	62	8.9	17	0
G. Anderson	6	1	45	7.5	13	0
<b>BUCCANEERS</b>	26	15	160	6.2	17	0
<b>OPPONENTS</b>	22	26	117	5.3	16	0

KICKOFF RETURNS	NO.	YDS.	AVG.	LONG	TD
G. Anderson	29	564	19.4	39	0
Hawkins	9	118	13.1	18	0
G. Thomas	3	72	24.0	37	0
Brooks	3	49	16.3	24	0
<b>BUCCANEERS</b>	50	881	17.6	39	0
<b>OPPONENTS</b>	49	1,236	25.2	89t	1

USUAL STARTING LINEUP			
OFFENSE:		DEFENSE:	
WR	88 Mark Carrier	LE	98 Ray Seals
LT	74 Paul Gruber	NT	77 Mark Wheeler
LG	66 Bruce Reimers	UT	71 Santana Dotson
C	61 Tony Mayberry	RE	52 Keith McCants
RG	62 Ian Beckles	OLB	54 Jimmy Williams
RT	70 Charles McRae	ILB	55 Darrick Brownlow
TE	82 Ron Hall	OLB	51 Broderick Thomas
WR	80 Lawrence Dawsey	LCB	29 Ricky Reynolds
QB	14 Vinny Testaverde	RCB	21 Milton Mack
FB	37 Anthony McDowell	SS	23 Marty Carter
RB	34 Reggie Cobb	FS	27 Darrell Fullington

1993

DATE	W/L	SCORE	OPPONENT	ATT.
9/5	L	3-27	KANSAS CITY	63,378
9/12	L	7-23	at N.Y. Giants	75,891
9/26	L	17-47	at Chicago	58,329
10/3	W	27-10	DETROIT	40,794
10/10	L	0-15	at Minnesota	53,562
10/24	L	14-37	GREEN BAY	47,354
10/31	W	31-24	at Atlanta	50,647
11/7	L	0-23	at Detroit	65,295
11/14	L	21-45	SAN FRANCISCO	43,835
11/21	W	23-10	MINNESOTA	40,848
11/28	L	10-13	at Green Bay	56,995
12/5	L	17-23	WASHINGTON	49,035
12/12	W	13-10	CHICAGO	56,667
12/19	L	20-27	at L.A. Raiders	40,532
12/26	W	17-10	at Denver	73,434
1/2	L	17-32	SAN DIEGO	35,587

	BUCS	OPP
TOTAL FIRST DOWNS	241	280
Rushing	80	109
Passing	141	152
Penalty	20	19
3rd Down: Made/Att.	74/213	85/224
4th Down: Made/Att.	3/12	5/16
POSSESSION AVG.	28:38	31:22
TOTAL NET YARDS	4,311	5,246
Avg. Per Game	269.4	327.9
Total Plays	949	1,011
Avg. Per Play	4.5	5.2
NET YARDS RUSHING	1,290	1,994
Avg. Per Game	80.6	124.6
Total Rushes	402	479
NET YARDS PASSING	3,021	3,252
Avg. Per Game	188.8	203.3
Sacked/Yards Lost	39/274	29/132
Gross Yards	3,295	3,384
Att./Completions	508/262	503/300
Completion Pct.	51.6	59.6
Had Intercepted	25	9
PUNTS/AVERAGE	94/40.1	76/43.3
NET PUNTING AVG.	35.3	36.3
PENALTIES/YARDS	89/765	126/913
FUMBLES/FUMBLES LOST	28/11	27/13
TOUCHDOWNS	27	40
Rushing	6	15
Passing	19	22
Returns	2	3

BY QUARTERS	1	2	3	4	OT	TOT
BUCCANEERS	19	74	89	55	0	237
OPPONENTS	72	133	75	96	0	376

SCORING	TD	R	P	RT	PAT	FG	S	PTS
Husted	0	0	0	0	27/27	16/22	0	75
Hawkins	5	0	5	0	0/0	0/0	0	30
Cobb	4	3	1	0	0/0	0/0	0	24
Copeland	4	0	4	0	0/0	0/0	0	24
Workman	4	2	2	0	0/0	0/0	0	24
BUCCANEERS	27	6	19	2	27/27	16/22	0	237
OPPONENTS	40	15	22	3	38/40	32/35	1	376

FIELD GOALS	1/19	20/29	30/39	40/49	50+	LONG
Husted	0/0	5/5	5/6	3/6	3/5	57
BUCCANEERS	0/0	5/5	5/6	3/6	3/5	57
OPPONENTS	0/0	9/9	10/10	9/10	4/6	55

PASSING	ATT.	CMP.	YDS.	CMP%	YDS/ATT	TD	TD%	INT	INT%	LONG	SK/LOST	RTG
Erickson	457	233	3,054	51.0	6.68	18	3.9	21	4.6	67t	35/236	66.4
DeBerg	39	23	186	59.0	4.77	1	2.6	3	7.7	24	3/27	47.6
Weldon	11	6	55	54.5	5.00	0	0.0	1	9.1	20	1/11	30.5
BUCCANEERS	508	262	3,295	51.6	6.49	19	3.7	25	4.9	67t	39/274	64.1
OPPONENTS	503	300	3,384	59.6	6.73	22	4.4	9	1.8	53t	29/132	86.9

RECORD: 5-11 HEAD COACH: SAM WYCHE

RUSHING	NO.	YDS.	AVG.	LONG	TD
Cobb	221	658	3.0	16	3
Workman	78	284	3.6	21	2
Royster	33	115	3.5	19	1
Erickson	26	96	3.7	15	0
G. Anderson	28	56	2.0	13	0
BUCCANEERS	402	1,290	3.2	22	6
OPPONENTS	479	1,994	4.2	78t	15

RECEIVING	NO.	YDS.	AVG.	LONG	TD
Hawkins	62	933	15.0	67	5
Workman	54	411	7.6	42t	2
Copeland	30	633	21.1	67t	4
Hall	23	268	11.7	37t	1
C. Wilson	15	225	15.0	24	0
BUCCANEERS	262	3,295	12.6	67t	19
OPPONENTS	300	3,384	11.3	53t	22

INTERCEPTIONS	NO.	YDS.	AVG.	LONG	TD
King	3	29	9.7	28	0
Six tied with one					
BUCCANEERS	9	71	7.9	28	2
OPPONENTS	25	280	11.2	59t	1

TACKLES	SOLO	ASST.	TOTAL
Nickerson	124	90	214
Carter	94	36	130
Mayhew	48	28	76
Thomas	43	32	75
Dotson	41	22	63

SACKS	SPECIAL TEAM TACKLES		
Seals	8.5	Brownlow	11
Curry	5.0	Jones	10
Dotson	5.0	Buckley	7
Price	3.0	Bussey	6
Wheeler	2.0	Gray	6
Lee	2.0	Lynch	6

BUCCANEERS	20.0
OPPONENTS	34.0

PUNTING	NO.	YDS.	AVG.	NET	TB	IN20	LG	BK
Stryzinski	93	3,772	40.6	35.3	3	24	57	1
BUCCANEERS	94	3,772	40.1	35.3	3	24	57	1
OPPONENTS	76	3,290	43.3	36.3	11	20	64	0

PUNT RETURNS	RET.	FC	YDS.	AVG.	LONG	TD
G. Anderson	17	1	113	6.6	15	0
Hawkins	15	8	166	11.1	35	0
Claiborne	6	6	32	5.3	13	0
BUCCANEERS	38	15	311	8.2	35	0
OPPONENTS	53	23	394	7.4	54	0

KICKOFF RETURNS	NO.	YDS.	AVG.	LONG	TD
C. Wilson	23	454	19.7	42	0
G. Anderson	12	181	15.1	24	0
Royster	8	102	12.8	26	0
Turner	6	61	10.2	19	0
Workman	5	67	13.4	19	0
BUCCANEERS	58	922	15.9	42	0
OPPONENTS	28	499	17.8	46	0

USUAL STARTING LINEUP			
OFFENSE:		DEFENSE:	
WR	85 Courtney Hawkins	LE	98
LT	74 Paul Gruber	NT	77
LG	66 Bruce Reimers	UT	71
C	61 Tony Mayberry	RE	75
RG	62 Ian Beckles	OLB	54
RT	76 Scott Dill	ILB	56
TE	82 Ron Hall	DB	27
WR	88 Horace Copeland	LCB	35
QB	7 Craig Erickson	RCB	29
FB	46 Vince Workman	SS	23
RB	34 Reggie Cobb	FS	41
			Ray Seals
			Mark Wheeler
			Santana Dotson
			Eric Curry
			Jimmy Williams
			Hardy Nickerson
			Barney Bussey
			Martin Mayhew
			Ricky Reynolds
			Marty Carter
			Joe King

DATE	W/L	SCORE	OPPONENT	ATT.
9/4	L	9-21	at Chicago	61,844
9/11	W	24-10	INDIANAPOLIS	36,631
9/18	L	7-9	NEW ORLEANS	45,522
9/25	L	3-30	at Green Bay	58,551
10/2	W	24-14	DETROIT	38,012
10/9	L	13-34	at Atlanta	52,633
10/23	L	16-41	at San Francisco	62,741
10/30	L	13-36	MINNESOTA	42,110
11/6	L	6-20	CHICAGO	60,821
11/13	L	9-14	at Detroit	50,814
11/20	L	21-22	at Seattle	37,466
11/27	W	20-17 (ot)	at Minnesota	47,259
12/4	W	26-21	WASHINGTON	45,121
12/11	W	24-14	L.A. RAMS	34,150
12/18	W	17-14	at Washington	47,315
12/24	L	19-34	GREEN BAY	65,076

	BUCS	OPP
TOTAL FIRST DOWNS	276	298
Rushing	104	100
Passing	149	179
Penalty	23	19
3rd Down: Made/Att.	73/199	94/214
4th Down: Made/Att.	6/15	4/12
POSSESSION AVG.	29:55	30:05
TOTAL NET YARDS	4,754	5,336
Avg. Per Game	297.1	333.5
Total Plays	951	986
Avg. Per Play	5.0	5.4
NET YARDS RUSHING	1,489	1,964
Avg. Per Game	93.1	122.8
Total Rushes	430	468
NET YARDS PASSING	3,265	3,372
Avg. Per Game	204.1	210.8
Sacked /Yards Lost	30/171	20/114
Gross Yards	3,436	3,486
Att./Completions	491/271	498/303
Completion Pct.	55.2	60.8
Had Intercepted	16	9
PUNTS/AVERAGE	74/38.6	68/42.7
NET PUNTING AVG.	35.5	34.6
PENALTIES/YARDS	93/805	94/690
FUMBLES/FUMBLES LOST	18/7	21/12
TOUCHDOWNS	26	40
Rushing	8	13
Passing	17	25
Returns	1	2

BY QUARTERS	1	2	3	4	OT	TOT
BUCCANEERS	30	94	35	89	3	251
OPPONENTS	75	142	74	60	0	351

SCORING	TD	R	P	RT	PAT	FG	S	PTS
Husted	0	0	0	0	20/20	23/35	0	89
Rhett	7	7	0	0	0/0	0/0	0	44
C. Wilson	6	0	6	0	0/0	0/0	0	36
Hawkins	5	0	5	0	0/0	0/0	0	30
J. Harris	3	0	3	0	0/0	0/0	0	20
BUCCANEERS	26	8	17	1	20/20	23/35	0	251
OPPONENTS	40	13	25	2	38/38	23/26	0	351

FIELD GOALS	1/19	20/29	30/39	40/49	50+	LONG
Husted	0/0	8/8	10/12	4/10	1/5	53
BUCCANEERS	0/0	8/8	10/12	4/10	1/5	53
OPPONENTS	2/2	10/11	7/7	3/5	1/1	51

RUSHING	NO.	YDS.	AVG.	LONG	TD
Rhett	284	1,011	3.6	27	7
Workman	79	291	3.7	18	0
Erickson	26	68	2.6	17	1
McDowell	21	58	2.8	8	0
Differ	2	27	13.5	15	0
BUCCANEERS	430	1,489	3.5	27	8
OPPONENTS	468	1,964	4.2	85	13

PASSING	ATT.	CMP.	YDS.	CMP%	YDS/ATT	TD	TD%	INT	INT%	LONG	SK/LOST	RTG
Erickson	399	225	2,919	56.4	7.32	16	4.0	10	2.5	71t	22/129	82.5
Differ	82	38	433	46.3	5.28	1	1.2	6	7.3	42	8/42	36.3
Weldon	9	7	63	77.8	7.00	0	0.0	0	0.0	27	0/0	95.8
Stryzinski	1	1	21	100.0	21.00	0	0.0	0	0.0	21	0/0	118.8
BUCCANEERS	491	271	3,436	55.2	7.00	17	3.5	16	3.3	71t	30/171	75.2
OPPONENTS	498	303	3,486	60.8	7.00	25	5.0	9	1.8	81t	20/114	91.2

RECEIVING	NO.	YDS.	AVG.	LONG	TD
Dawsey	46	673	14.6	46	1
Hawkins	37	438	11.8	32	5
C. Wilson	31	652	21.0	71t	6
McDowell	29	193	6.7	19	1
J. Harris	26	337	13.0	48t	3
BUCCANEERS	271	3,436	12.7	71t	17
OPPONENTS	303	3,486	11.5	81t	25

INTERCEPTIONS	NO.	YDS.	AVG.	LONG	TD
Nickerson	2	9	4.5	10	0
Mayhew	2	4	2.0	4	0
Five tied with one					
BUCCANEERS	9	77	8.6	38	0
OPPONENTS	16	323	20.2	92t	2

TACKLES	SOLO	ASST.	TOTAL
Nickerson	86	36	122
Carter	74	19	93
Bussey	53	19	72
Mayhew	58	11	69
Everett	53	12	65

SACKS	SPECIAL TEAM TACKLES			
Culpepper	4.0	Buckley	9	
Curry	3.0	Lynch	8	
Dotson	3.0	J. Brady	7	
Wheeler	3.0	Bussey	7	
K. Wilson	2.5	Marts	7	
BUCCANEERS	20.0			
OPPONENTS	30.0			

PUNTING	NO.	YDS.	AVG.	NET	TB	IN20	LG	BK
Stryzinski	72	2,800	38.9	35.9	6	20	53	0
Husted	2	53	26.5	22.0	0	2	32	0
BUCCANEERS	74	2,853	38.6	35.6	6	22	53	0
OPPONENTS	68	2,902	42.7	34.6	15	18	65	1

PUNT RETURNS	RET.	FC	YDS.	AVG.	LONG	TD
Turner	21	4	218	10.4	80t	1
Hawkins	5	2	28	5.6	9	0
Everett	2	2	2	1.0	1	0
BUCCANEERS	28	8	248	8.9	80t	1
OPPONENTS	19	42	103	5.4	40	0

KICKOFF RETURNS	NO.	YDS.	AVG.	LONG	TD
Turner	43	886	20.6	77	0
C. Wilson	10	251	25.1	41	0
Buckley	8	177	22.1	35	0
R. Green	2	33	16.5	18	0
Culpepper	2	30	15.0	18	0
Moore	2	27	13.5	16	0
BUCCANEERS	70	1,422	20.3	77	0
OPPONENTS	44	941	21.4	57	0

USUAL STARTING LINEUP	DEFENSE:					
WR	85	Courtney Hawkins	LE	72	Chidi Ahanotu	
LT	74	Paul Gruber	NT	73	Brad Culpepper	
LG	70	Charles McRae	UT	71	Santana Dotson	
C	61	Tony Mayberry	RE	75	Eric Curry	
RG	62	Ian Beckles	OLB	55	Lonnie Marts	
RT	76	Scott Dill	ILB	56	Hardy Nickerson	
TE	81	Jackie Harris	OLB	27	Barney Bussey	
	86	Tjji Armstrong	LCB	35	Martin Mayhew	
WR	84	Charles Wilson	RCB	39	Charles Dimry	
QB	7	Craig Erickson	SS	23	Marty Carter	
FB	33	Anthony McDowell	FS	22	Thomas Everett	
RB	32	Eric Rhett				
	46	Vince Workman				

1995

RECORD: 7-9 HEAD COACH: SAM WYCHE

DATE	W/L	SCORE	OPPONENT	ATT.
9/3	W	21-6	at Philadelphia	66,266
9/10	L	6-22	at Cleveland	61,083
9/17	L	6-25	CHICAGO	71,507
9/24	W	14-6	WASHINGTON	49,234
10/1	W	20-13	at Carolina	50,076
10/8	W	19-16	CINCINNATI	41,732
10/15	W	20-17 (ot)	MINNESOTA	55,703
10/22	L	21-24	ATLANTA	66,135
10/29	L	7-19	at Houston	31,489
11/12	L	24-27	at Detroit	60,644
11/19	W	17-15	JACKSONVILLE	71,629
11/26	L	13-35	at Green Bay	59,218
12/3	L	17-31	at Minnesota	52,879
12/10	W	13-10 (ot)	GREEN BAY	67,557
12/17	L	10-31	at Chicago	49,475
12/23	L	10-37	DETROIT	50,049

	BUCS	OPP
TOTAL FIRST DOWNS	283	336
Rushing	101	104
Passing	159	202
Penalty	23	30
3rd Down: Made/Att.	68/195	93/211
4th Down: Made/Att.	7/13	4/7
POSSESSION AVG.	28:35	31:25
TOTAL NET YARDS	4,542	5,712
Avg. Per Game	283.9	357.0
Total Plays	961	1031
Avg. Per Play	4.7	5.5
NET YARDS RUSHING	1,587	1,754
Avg. Per Game	99.2	109.6
Total Rushes	398	449
NET YARDS PASSING	2,955	3,958
Avg. Per Game	184.7	247.4
Sacked /Yards Lost	56/386	25/140
Gross Yards	3,341	4,098
Att./Completions	507/267	557/346
Completion Pct.	52.7	62.1
Had Intercepted	20	14
PUNTS/AVERAGE	78/42.3	59/40.0
NET PUNTING AVG.	36.2	32.3
PENALTIES/YARDS	113/882	87/698
FUMBLES/FUMBLES LOST	25/14	26/16
TOUCHDOWNS	26	35
Rushing	19	14
Passing	5	19
Returns	2	2

BY QUARTERS	1	2	3	4	OT	TOT
BUCCANEERS	48	77	36	71	6	238
OPPONENTS	73	106	69	87	0	335

SCORING	TD	R	P	RT	PAT	2-PT.	FG	S	PTS
Husted	0	0	0	0	25/25	0	19/26	0	82
Rhett	11	11	0	0	0/0	0	0/0	0	66
Ellison	5	5	0	0	0/0	0	0/0	0	30
Differ	2	2	0	0	0/0	0	0/0	0	12
Copeland	2	0	2	0	0/0	0	0/0	0	12
Harper	2	0	2	0	0/0	0	0/0	0	12
BUCCANEERS	26	19	5	2	25/25	0/1	19/26	0	238
OPPONENTS	35	14	19	2	30/31	1/4	31/40	0	335

FIELD GOALS	1/19	20/29	30/39	40/49	50+	LONG
Husted	1/1	5/6	5/7	5/9	3/3	53
BUCCANEERS	1/1	5/6	5/7	5/9	3/3	53
OPPONENTS	2/2	12/13	7/8	8/12	2/5	51

RUSHING	NO.	YDS.	AVG.	LONG	TD
Rhett	332	1,207	3.6	21	11
Ellison	26	218	8.4	75	5
Differ	23	115	5.0	21†	2
Edmonds	5	28	5.6	9	0
Hawkins	4	5	1.3	11	0
BUCCANEERS	398	1,587	4.0	75	19
OPPONENTS	449	1,754	3.9	66†	14

RECEIVING	NO.	YDS.	AVG.	LONG	TD
Harris	62	751	12.1	33	1
Harper	46	633	13.8	49	2
Hawkins	41	493	12.0	47	0
Copeland	35	605	17.3	64†	2
Dawsey	30	372	12.4	26	0
BUCCANEERS	267	3,341	12.5	64†	5
OPPONENTS	346	4,098	11.8	91†	19

INTERCEPTIONS	NO.	YDS.	AVG.	LONG	TD
Mayhew	5	81	16.2	40	0
Lynch	3	3	1.0	3	0
Six tied with one					
BUCCANEERS	14	137	9.8	40	1
OPPONENTS	20	204	10.2	32	0

TACKLES	SOLO	ASST.	TOTAL
Nickerson	89	54	143
Brooks	60	19	79
Dimry	63	14	77
Mayhew	58	17	75
Marts	48	21	69

SACKS	SPECIAL TEAM TACKLES			
Dotson	5.0	DuBose		12
Culpepper	4.0	Gant		11
Ahanotu	3.0	Rouse		9
Sapp	3.0	Johnson		8
Curry	2.0	Buckley		8
McIntosh	2.0			
BUCCANEERS	25.0			
OPPONENTS	56.0			

PUNTING	NO.	YDS.	AVG.	NET	TB	IN20	LG	BK
Roby	77	3,296	42.8	36.2	7	23	61	1
BUCCANEERS	78	3,296	42.3	36.2	7	23	61	1
OPPONENTS	59	2,358	40.0	32.3	8	12	61	2

PUNT RETURNS	RET.	FC	YDS.	AVG.	LONG	TD
Edmonds	29	10	293	10.1	45	0
BUCCANEERS	29	10	293	10.1	45	0
OPPONENTS	41	11	335	8.2	38	0

KICKOFF RETURNS	NO.	YDS.	AVG.	LONG	TD
Edmonds	58	1,147	19.8	44	0
Ellison	15	261	17.4	33	0
Buckley	2	29	14.5	18	0
Armstrong	1	6	6.0	6	0
BUCCANEERS	76	1,443	19.0	44	0
OPPONENTS	46	856	18.6	37	0

USUAL STARTING LINEUP		DEFENSE:	
OFFENSE:			
WR	82 Alvin Harper	LE	72 Chidi Ahanotu
LT	74 Paul Gruber	NT	77 Mark Wheeler
LG	60 Jim Pyne	UT	71 Santana Dotson
C	61 Tony Mayberry	WR	99 Warren Sapp
RG	62 Ian Beckles	RE	75 Eric Curry
RT	76 Scott Dill	LLB	51 Lonnie Marts
TE	81 Jackie Harris	ILB	56 Hardy Nickerson
WR	80 Lawrence Dawsey	RLB	55 Derrick Brooks
QB	12 Trent Differ	LCB	35 Martin Mayhew
FB	83 Dave Moore	RCB	39 Charles Dimry
RB	32 Errict Rhett	SS	47 John Lynch
		DT	27 Barney Bussey
		FS	22 Thomas Everett

PASSING	ATT.	CMP.	YDS.	CMP%	YDS/ATT	TD	TD%	INT	INT%	LONG	SK/LOST	RTG
Differ	415	224	2,774	54.0	6.68	4	1.0	18	4.3	64†	47/331	60.1
Weldon	91	42	519	46.2	5.70	1	1.1	2	2.2	40	9/55	58.8
Roby	1	1	48	100.0	48.00	0	0.0	0	0.0	48	0/0	118.8
BUCCANEERS	507	267	3,341	52.7	6.59	5	1.0	20	3.9	64†	56/386	60.3
OPPONENTS	557	346	4,098	62.1	7.36	19	3.4	14	2.5	91†	25/140	85.4

DATE	W/L	SCORE	OPPONENT	ATT.
9/1	L	3-34	GREEN BAY	54,102
9/8	L	6-21	at Detroit	54,229
9/15	L	23-27	at Denver	71,535
9/22	L	13-17	SEATTLE	30,212
9/29	L	0-27	DETROIT	34,961
10/13	W	24-13	MINNESOTA	32,175
10/20	L	9-13	at Arizona	27,738
10/27	L	7-13	at Green Bay	60,627
11/3	L	10-13	at Chicago	58,727
11/10	W	20-17 (ot)	OAKLAND	45,392
11/17	W	25-17	at San Diego	57,526
11/24	W	13-7	NEW ORLEANS	40,203
12/1	L	0-24	at Carolina	57,623
12/8	W	24-10	WASHINGTON	44,733
12/15	L	10-21	at Minnesota	49,302
12/22	W	34-19	CHICAGO	51,572

	BUCS	OPP
TOTAL FIRST DOWNS	260	296
Rushing	90	114
Passing	152	156
Penalty	18	26
3rd Down: Made/Att.	89/225	87/214
4th Down: Made/Att.	9/24	10/13
POSSESSION AVG.	30:58	29:02
TOTAL NET YARDS	4,316	4,814
Avg. Per Game	269.8	300.9
Total Plays	996	976
Avg. Per Play	4.3	4.9
NET YARDS RUSHING	1,589	1,889
Avg. Per Game	99.3	118.1
Total Rushes	472	438
NET YARDS PASSING	2,727	2,925
Avg. Per Game	170.4	182.8
Sacked/Yards Lost	30/217	35/207
Gross Yards	2,944	3,132
Att./Completions	494/274	503/311
Completion Pct.	55.5	61.8
Had Intercepted	20	17
PUNTS/AVERAGE	71/42.5	74/43.4
NET PUNTING AVG.	37.8	33.1
PENALTIES/YARDS	95/787	101/810
FUMBLES/FUMBLES LOST	28/14	31/12
TOUCHDOWNS	21	34
Rushing	8	13
Passing	12	17
Returns	1	4

BY QUARTERS	1	2	3	4	OT	TOT
BUCCANEERS	46	76	38	58	3	221
OPPONENTS	64	91	71	67	0	293

SCORING	TD	R	P	RT	PAT	2-PT.	FG	S	PTS
Husted	0	0	0	0	18/19	0	25/32	0	93
Alstott	6	3	3	0	0/0	0	0/0	0	36
Rhett	4	3	1	0	0/0	0	0/0	0	24
Moore	3	0	3	0	0/0	0	0/0	0	18
R. Brooks	2	2	0	0	0/0	0	0/0	0	12
Thomas	2	0	2	0	0/0	0	0/0	0	12
BUCCANEERS	21	8	12	1	18/19	1/2	25/32	0	221
OPPONENTS	34	13	17	4	32/32	0/2	19/27	0	293

FIELD GOALS	1/19	20/29	30/39	40/49	50+	LONG
Husted	2/2	7/8	8/11	7/8	1/3	50
BUCCANEERS	2/2	7/8	8/11	7/8	1/3	50
OPPONENTS	0/0	9/10	4/5	6/11	0/1	48

RUSHING	NO.	YDS.	AVG.	LONG	TD
Rhett	176	539	3.1	35	3
Alstott	96	377	3.9	39	3
R. Brooks	112	368	3.3	56	2
Differ	32	124	3.9	19	0
Ellison	35	106	3.0	13	0
BUCCANEERS	472	1,589	3.4	56	8
OPPONENTS	438	1,889	4.3	57	13

PASSING	ATT.	CMP.	YDS.	CMP%	YDS/ATT	TD	TD%	INT	INT%	LONG	SK/LOST	RTG
Differ	482	267	2,859	55.4	5.93	12	2.5	19	3.9	45	28/207	64.8
Weldon	9	5	76	55.6	8.44	0	0.0	1	11.1	42	2/10	44.0
Milanoovich	3	2	9	66.7	3.00	0	0.0	0	0.0	8	0/0	70.1
BUCCANEERS	494	274	2,944	55.5	5.96	12	2.5	20	4.0	45	30/217	64.4
OPPONENTS	503	311	3,132	61.8	6.23	17	3.4	17	3.4	63t	35/207	76.7

RECEIVING	NO.	YDS.	AVG.	LONG	TD
Alstott	65	557	8.6	29	3
Hawkins	46	544	11.8	45	1
Thomas	33	427	12.9	31t	2
Harris	30	349	11.6	36	1
Moore	27	237	8.8	23	3
BUCCANEERS	274	2,944	10.7	45	12
OPPONENTS	311	3,132	10.1	63t	17

INTERCEPTIONS	NO.	YDS.	AVG.	LONG	TD
Abraham	5	27	5.4	21	0
Lynch	3	26	8.7	25	0
Johnson	2	24	12.0	24	0
Nickerson	2	24	12.0	17	0
Dimry	2	1	0.5	1	0
BUCCANEERS	17	139	8.2	26	0
OPPONENTS	20	326	16.3	98t	3

TACKLES	SOLO	ASST.	TOTAL
D. Brooks	92	41	133
Nickerson	76	44	120
Lynch	74	29	103
Johnson	61	19	80
Mayhew	61	16	77

SACKS	SPECIAL TEAM TACKLES	
Sapp	Legette	19
Marts	Bouie	15
Ahanotu	Gant	11
Upshaw	Gooch	8
Nickerson	L. Jones	8
BUCCANEERS	35.0	
OPPONENTS	30.0	

PUNTING	NO.	YDS.	AVG.	NET	TB	IN20	LG	BK
Barnhardt	70	3,015	43.1	37.8	4	24	62	1
BUCCANEERS	70	3,015	42.5	37.8	4	24	62	1
OPPONENTS	74	3,210	43.4	33.1	14	14	63	0

PUNT RETURNS	RET.	FC	YDS.	AVG.	LONG	TD
Williams	13	2	274	21.1	88t	1
Silvan	14	5	113	8.1	17	0
Marshall	13	1	95	7.3	29	0
Hawkins	1	1	-1	-1.0	-1	0
BUCCANEERS	41	9	481	11.7	88t	1
OPPONENTS	38	22	248	6.5	22	0

KICKOFF RETURNS	NO.	YDS.	AVG.	LONG	TD
Silvan	28	626	22.4	54	0
Williams	14	383	27.4	63	0
Marshall	12	264	22.0	37	0
Alstott	1	14	14.0	14	0
Ellison	0	0	0.0	0	0
BUCCANEERS	55	1,287	23.4	63	0
OPPONENTS	51	972	19.1	35	0

USUAL STARTING LINEUP	DEFENSE:
WR 84 Robb Thomas	LE 72 Chidi Ahanotu
LT 74 Paul Gruber	NT 77 Brad Culpepper
LG 60 Jim Pyme	UT 99 Warren Sapp
C 61 Tony Mayberry	RE 91 Regan Upshaw
RC 62 Ian Beckles	LLB 51 Lonnie Marts
RT 79 Doug Riesenber	ILB 56 Hardy Nickerson
TE 81 Jackie Harris	RLB 55 Derrick Brooks
WR 85 Courtney Hawkins	LCB 35 Martin Mayhew
QB 12 Trent Difer	RCB 21 Donnie Abraham
FB 40 Mike Alstott	SS 47 John Lynch
RB 32 Erric Rhett	FS 25 Melvin Johnson

1997

DATE	W/L	SCORE	OPPONENT	ATT.
8/31	W	13-6	SAN FRANCISCO	62,554
9/7	W	24-17	at Detroit	58,234
9/14	W	28-14	at Minnesota	63,697
9/21	W	31-21	MIAMI	73,314
9/28	W	19-18	ARIZONA	53,804
10/5	L	16-21	at Green Bay	60,100
10/12	L	9-27	DETROIT	72,095
10/26	L	6-10	MINNESOTA	66,815
11/2	W	31-28	at Indianapolis	58,512
11/9	W	31-10	at Atlanta	46,018
11/16	W	27-7	NEW ENGLAND	70,479
11/23	L	7-13	at Chicago	43,955
11/30	W	20-8	at New York Giants	68,678
12/7	L	6-17	GREEN BAY	73,523
12/14	L	0-31	at New York Jets	60,122
12/21	W	31-15	CHICAGO	70,930

PLAYOFFS	
12/28	W 20-10 DETROIT (73,361)
1/4	L 7-21 at Green Bay (60,327)

	BUCS	OPP
TOTAL FIRST DOWNS	249	265
Rushing	88	96
Passing	134	155
Penalty	27	14
3rd Down: Made/Att.	79/204	75/220
4th Down: Made/Att.	5/14	11/17
POSSESSION AVG.	29:22	30:38
TOTAL NET YARDS	4,376	4,628
Avg. Per Game	273.5	289.3
Total Plays	915	981
Avg. Per Play	4.8	4.7
NET YARDS RUSHING	1,934	1,617
Avg. Per Game	120.9	101.1
Total Rushes	479	420
NET YARDS PASSING	2,442	3,011
Avg. Per Game	152.6	188.2
Sacked /Yards Lost	32/196	44/331
Gross Yards	2,638	3,342
Att./Completions	404/224	518/325
Completion Pct.	55.4	62.7
Had Intercepted	12	13
PUNTS/AVERAGE	84/42.6	88/41.6
NET PUNTING AVG.	35.4	31.7
PENALTIES/YARDS	77/660	93/814
FUMBLER/FUMBLERS LOST	31/11	21/12
TOUCHDOWNS	38	29
Rushing	15	10
Passing	21	13
Returns	2	6

BY QUARTERS	1	2	3	4	OT	TOT
BUCCANEERS	73	78	65	83	0	299
OPPONENTS	36	85	76	66	0	263

SCORING	TD	R	P	RT	PAT	2-PT.	FG	S	PTS
Husted	0	0	0	0	32/35	0	13/17	0	71
Alstott	10	7	3	0	0/0	0	0/0	0	60
Dunn	7	4	3	0	0/0	0	0/0	0	42
Williams	5	0	4	1	0/0	0	0/0	0	30
Anthony	4	0	4	0	0/0	0	0/0	0	24
Moore	4	0	4	0	0/0	0	0/0	0	24
BUCCANEERS	38	15	21	2	32/35	0/3	13/17	0	299
OPPONENTS	29	10	13	6	25/25	4/4	18/29	1	263

FIELD GOALS	1/19	20/29	30/39	40/49	50+	LONG
Husted	0/0	5/5	2/3	5/6	1/3	54
BUCCANEERS	0/0	5/5	2/3	5/6	1/3	54
OPPONENTS	0/0	5/5	9/13	4/10	0/1	48

PASSING	ATT.	CMP.	YDS.	CMP%	YDS/ATT	TD	TD%	INT	INT%	LONG	SK/LOST	RTG
Diifer	386	217	2,555	56.2	6.62	21	5.4	11	2.8	59t	32/196	82.8
Walsh	17	6	58	35.3	3.41	0	0.0	1	5.9	38	0/0	21.2
Barnhardt	1	1	25	100.0	25.00	0	0.0	0	0.0	25	0/0	118.8
BUCCANEERS	404	224	2,638	55.4	6.53	21	5.2	12	3.0	59t	32/196	80.4
OPPONENTS	518	325	3,342	62.7	6.45	13	2.5	13	2.5	79	44/331	79.2

RECORD: 10-6 HEAD COACH: TONY DUNGY

RUSHING	NO.	YDS.	AVG.	LONG	TD
Dunn	224	978	4.4	76	4
Alstott	176	665	3.8	47t	7
Diifer	33	99	3.0	17	1
Rhett	31	96	3.1	21	3
Anthony	5	84	16.8	26	0
BUCCANEERS	479	1,934	4.0	76	15
OPPONENTS	420	1,617	3.9	82t	10

RECEIVING	NO.	YDS.	AVG.	LONG	TD
Dunn	39	462	11.8	59t	3
Anthony	35	448	12.8	38t	4
Williams	33	486	14.7	55	4
Copeland	33	431	13.1	49	1
Alstott	23	178	7.7	26	3
BUCCANEERS	224	2,638	11.8	59t	21
OPPONENTS	325	3,342	10.3	79	13

INTERCEPTIONS	NO.	YDS.	AVG.	LONG	TD
Abraham	5	16	3.2	16	0
Lynch	2	28	14.0	28	0
Brooks	2	13	6.5	13	0

Four tied with one

BUCCANEERS	NO.	YDS.	AVG.	LONG	TD
BUCCANEERS	13	95	7.3	14	0
OPPONENTS	12	370	30.8	77t	4

TACKLES	SOLO	ASST.	TOTAL
Nickerson	108	86	194
Brooks	118	64	182
Lynch	75	79	154
Culpepper	42	38	80
Parker	46	29	75

SACKS	SPECIAL TEAM TACKLES		
Sapp	10.5	Quarles	16
Ahanotu	10.0	Legette	14
Culpepper	8.5	Bouie	11
Upshaw	7.5	Gooch	10
Jackson	2.5	Johnson	9

BUCCANEERS	NO.	YDS.	AVG.	NET	TB	IN20	LG	BK
BUCCANEERS	84	3,578	42.6	35.4	9	27	74	1
OPPONENTS	88	3,661	41.6	31.7	8	20	65	2

PUNTING	NO.	YDS.	AVG.	NET	TB	IN20	LG	BK
Landeta	54	2,274	42.1	34.1	6	15	74	1
Barnhardt	29	1,304	45.0	39.1	3	12	61	0

BUCCANEERS	NO.	YDS.	AVG.	LONG	TD
BUCCANEERS	84	3,578	42.6	35.4	9
OPPONENTS	88	3,661	41.6	31.7	8

PUNT RETURNS	RET.	FC	YDS.	AVG.	LONG	TD
Williams	46	12	597	13.0	63	1
Dunn	5	0	48	9.6	25	0

BUCCANEERS	RET.	FC	YDS.	AVG.	LONG	TD
BUCCANEERS	51	12	645	12.6	63	1
OPPONENTS	42	16	388	9.2	57	0

KICKOFF RETURNS	NO.	YDS.	AVG.	LONG	TD
Anthony	25	592	23.7	51	0
Williams	15	277	18.5	28	0
Dunn	6	129	21.5	30	0
Ellison	2	61	30.5	49	0
Rhett	1	16	16.0	16	0
Alstott	1	0	0.0	0	0
White	1	0	0.0	0	0
BUCCANEERS	51	1,075	21.1	51	0
OPPONENTS	44	957	21.8	101t	1

## USUAL STARTING LINEUP

OFFENSE:	DEFENSE:
WR 85 Reidel Anthony	LE 72 Chidi Ahanotu
LT 74 Paul Gruber	NT 77 Brad Culpepper
LG 60 Jim Pyme	UT 99 Warren Sapp
C 61 Tony Mayberry	RE 91 Regan Upshaw
RG 64 Jorge Diaz	SLB 59 Rufus Porter
RT 70 Jason Odom	ILB 56 Hardy Nickerson
TE 81 Jackie Harris	WLB 55 Derrick Brooks
WR 88 Horace Copeland	LCB 21 Donnie Abraham
QB 12 Trent Diifer	RCB 27 Anthony Parker
FB 40 Mike Alstott	SS 47 John Lynch
RB 28 Warrick Dunn	FS 22 Charles Mincy

DATE	W/L	SCORE	OPPONENT	ATT.
9/6	L	7-31	at Minnesota	62,538
9/13	L	15-23	at Green Bay	60,124
9/20	W	27-15	CHICAGO	64,328
9/28	L	6-27	at Detroit	74,724
10/4	W	20-3	N.Y. GIANTS	64,989
10/18	W	16-13	CAROLINA	63,600
10/25	L	3-9	at New Orleans	52,695
11/1	W	27-24	MINNESOTA	64,979
11/8	L	22-31	TENNESSEE	65,054
11/15	L	24-29	at Jacksonville	72,974
11/22	L	25-28	DETROIT	64,265
11/29	W	31-17	at Chicago	51,938
12/7	W	24-22	GREEN BAY	65,497
12/13	W	16-3	PITTSBURGH	65,335
12/19	L	16-20	at Washington	66,309
12/27	W	35-0	at Cincinnati	49,826

	BUCS	OPP
TOTAL FIRST DOWNS	262	244
Rushing	111	75
Passing	139	148
Penalty	12	21
3rd Down: Made/Att.	93/230	64/202
4th Down: Made/Att.	6/14	3/14
POSSESSION AVG.	31:58	28:02
TOTAL NET YARDS	4,754	4,345
Avg. Per Game	297.1	271.6
Total Plays	1000	925
Avg. Per Play	4.8	4.7
NET YARDS RUSHING	2,148	1,583
Avg. Per Game	134.3	98.9
Total Rushes	523	415
NET YARDS PASSING	2,606	2,762
Avg. Per Game	162.9	172.6
Sacked /Yards Lost	28/181	37/252
Gross Yards	2,787	3,014
Att./Completions	449/234	473/274
Completion Pct.	52.1	57.9
Had Intercepted	18	12
PUNTS/AVERAGE	81/41.2	87/42.0
NET PUNTING AVG.	35.3	34.4
PENALTIES/YARDS	99/840	88/669
FUMBLES/FUMBLES LOST	23/13	28/14
TOUCHDOWNS	36	31
Rushing	12	12
Passing	21	15
Returns	3	4

BY QUARTERS	1	2	3	4	OT	TOT
BUCCANEERS	61	101	49	103	0	314
OPPONENTS	78	71	57	89	0	295

SCORING	TD	R	P	RT	PAT	2-PT.	FG	S	PTS
Husted	0	0	0	0	29-30	0	21-28	0	92
Alstott	9	8	1	0	0-0	0	0-0	0	54
Anthony	7	0	7	0	0-0	1	0-0	0	44
Moore	4	0	4	0	0-0	0	0-0	0	24
Green	3	0	2	1	0-0	0	0-0	0	18
Differ	2	2	0	0	0-0	0	0-0	0	12
Dunn	2	2	0	0	0-0	0	0-0	0	12
Emanuel	2	0	2	0	0-0	0	0-0	0	12
BUCCANEERS	36	12	21	3	29-30	3-6	21-28	0	314
OPPONENTS	31	12	15	4	29-29	0-2	26-30	1	295

FIELD GOALS	1/19	20/29	30/39	40/49	50+	LONG
Husted	0-1	7-7	8-12	5-7	1-1	52
BUCCANEERS	0-1	7-7	8-12	5-7	1-1	52
OPPONENTS	0-0	10-11	8-8	5-8	3-3	53

PASSING	ATT.	CMP.	YDS.	CMP%	YDS/ATT	TD	TD%	INT	INT%	LONG	SK/LOST	RTG
Differ	429	225	2,729	52.4	6.36	21	4.9	15	3.5	79t	27/172	74.0
Walsh	19	9	58	47.4	3.05	0	0.0	3	15.8	12	1/9	14.7
Alstott	1	0	0	0.0	0.00	0	0.0	0	0.0	0	0/0	39.6
BUCCANEERS	449	234	2,787	52.1	6.21	21	4.7	18	4.0	79t	28/181	70.3
OPPONENTS	473	274	3,014	57.9	6.37	15	3.2	12	4.5	61	37/252	76.9

RUSHING	NO.	YDS.	AVG.	LONG	TD
Dunn	245	1,026	4.2	50	2
Alstott	215	846	3.9	37	8
Differ	40	141	3.5	17	2
Anthony	4	43	10.8	32	0
BUCCANEERS	523	2,148	4.1	50	12
OPPONENTS	415	1,583	3.8	71t	12

RECEIVING	NO.	YDS.	AVG.	LONG	TD
Anthony	51	708	13.9	59t	7
Dunn	44	344	7.8	38t	4
Emanuel	41	636	15.5	55	4
Moore	24	255	10.6	49	1
Alstott	22	152	6.9	26	3
BUCCANEERS	234	2,787	11.9	79t	21
OPPONENTS	274	3,014	11.0	61	15

INTERCEPTIONS	NO.	YDS.	AVG.	LONG	TD
Mincy	4	58	14.5	22t	1
Barber	2	67	33.5	56	0
Lynch	2	29	14.5	17	0
Four tied with	1				
BUCCANEERS	12	212	17.7	56	1
OPPONENTS	18	192	10.7	38	2

TACKLES	SOLO	ASST.	TOTAL
Brooks	134	55	189
Lynch	55	52	107
Mincy	51	44	95
Nickerson	50	44	94
Culpepper	38	43	81

SACKS	SPECIAL TEAM TACKLES
Culpepper	9.0 Quarles 20
Sapp	7.0 Ellison 16
Upshaw	7.0 Barber 12
Barber	3.0 Bouie 10
Jackson	3.0 Gooch 9
BUCCANEERS	37.0
Opponents	28.0

PUNTING	NO.	YDS.	AVG.	NET	TB	IN20	LG	BK
Barnhardt	81	3,340	41.2	35.3	9	19	55	0
BUCCANEERS	81	3,340	41.2	35.3	9	19	55	0
OPPONENTS	87	3,655	42.0	34.4	5	29	71	1

PUNT RETURNS	RET.	FC	YDS.	AVG.	LONG	TD
Green	30	9	453	15.1	95t	1
Williams	10	6	83	8.3	18	0
Barber	1	0	23	23.0	23t	1
BUCCANEERS	41	15	559	13.6	95t	2
OPPONENTS	38	23	302	7.9	93t	1

KICKOFF RETURNS	NO.	YDS.	AVG.	LONG	TD
Anthony	46	1,118	24.3	60	0
Green	10	229	22.9	44	0
Dunn	1	25	25.0	25	0
Ellison	1	19	19.0	19	0
Alstott	1	8	8.0	8	0
BUCCANEERS	59	1,399	23.7	60	0
OPPONENTS	62	1,333	21.5	105t	1

USUAL STARTING LINEUP	OFFENSE:	DEFENSE:	
WR	85 Reidel Anthony	LE	97 Tyoka Jackson
LT	74 Paul Gruber	NT	77 Brad Culpepper
LG	64 Jorge Diaz	DT	99 Warren Sapp
C	61 Tony Mayberry	RE	91 Regan Upshaw
RT	73 Frank Middleton	SLB	50 Jeff Gooch
RG	70 Jason Odom	MLB	56 Hardy Nickerson
TE	83 Dave Moore	WLB	55 Derrick Brooks
WR	87 Bert Emanuel	LCB	21 Donnie Abraham
QB	12 Trent Duffer	RCB	20 Ronde Barber
FB	40 Mike Alstott	SS	47 John Lynch
RB	28 Warrick Dunn	FS	22 Charles Mincy

## 1999

DATE	W/L	SCORE	OPPONENT	ATT.
9/12	L	13-17	N.Y. GIANTS	65,026
9/19	W	19-5	at Philadelphia	64,285
9/26	W	13-10	DENVER	65,297
10/3	L	14-21	at Minnesota	64,106
10/10	L	23-26	at Green Bay	59,868
10/24	W	6-3	CHICAGO	65,283
10/31	L	3-20	at Detroit	63,135
11/7	W	31-16	at New Orleans	47,129
11/14	W	17-10	KANSAS CITY	64,927
11/21	W	19-10	ATLANTA	65,158
11/28	W	16-3	at Seattle	66,314
12/6	W	24-17	MINNESOTA	65,741
12/12	W	23-16	DETROIT	65,536
12/19	L	0-45	at Oakland	46,395
12/26	W	29-10	GREEN BAY	65,723
1/2	W	20-6	at Chicago	66,944

## PLAYOFFS

1/15	W	14-13	WASHINGTON	65,835
1/23	L	6-11	at St. Louis	66,496

	BUCS	OPP
TOTAL FIRST DOWNS	245	228
Rushing	97	75
Passing	132	144
Penalty	16	9
3rd Down: Made/Att.	81/230	75/232
4th Down: Made/Att.	7/15	4/13

POSSESSION AVG.	32:11	27:49
TOTAL NET YARDS	4,254	4,280
Avg. Per Game	265.9	267.5
Total Plays	991	977
Avg. Per Play	4.3	4.4
NET YARDS RUSHING	1,776	1,407
Avg. Per Game	111.0	87.9
Total Rushes	502	361

NET YARDS PASSING	2,478	2,873
Avg. Per Game	154.9	179.6
Sacked/Yards Lost	42/303	43/291
Gross Yards	2,781	3,164
Att./Completions	447/268	573/302
Completion Pct.	60.0	52.7
Had Intercepted	16	21

PUNTS/AVERAGE	90/43.1	101/41.1
NET PUNTING AVERAGE	37.4	35.4
PENALTIES/YARDS	75/583	88/727
FUMBLES/FUMBLES LOST	25/19	23/10
TOUCHDOWNS	27	23
Rushing	7	8
Passing	18	11
Returns	2	4

BY QUARTERS	1	2	3	4	OT	TOT
BUCCANEERS	34	106	42	88	0	270
OPPONENTS	89	47	44	55	0	235

SCORING	TD	R	P	RT	PAT	2-PT.	FG	S	PTS
Gramatica	0	0	0	0	25-25	0	27-32	0	106
Alostt	9	7	2	0	0-0	0	0-0	0	54
Moore	5	0	5	0	0-0	0	0-0	0	30
Green	3	0	3	0	0-0	0	0-0	0	18
Abraham	2	0	0	2	0-0	0	0-0	0	12
Dunn	2	0	2	0	0-0	0	0-0	0	12

BUCCANEERS	27	7	18	2	25-25	0-2	27-32	1	270
OPPONENTS	23	8	11	4	23-23	0-0	24-31	1	235

FIELD GOALS	1/19	20/29	30/39	40/49	50+	LONG
Gramatica	0-0	8-8	10-12	6-8	3-4	53

BUCCANEERS	0-0	8-8	10-12	6-8	3-4	53
OPPONENTS	0-0	8-9	9-10	6-10	1-2	50

RUSHING	NO.	YDS.	AVG.	LONG	TD
Alostt	242	949	3.9	30	7
Dunn	195	616	3.2	33	0
Differ	35	144	4.1	28	0
King	18	38	2.1	8	0
Abdullah	5	12	2.4	10	0
Green	3	8	2.7	15	0
Zeier	3	7	2.3	8	0
Anthony	1	2	2.0	2	0
Mayberry	0	0	0.0	0	0

BUCCANEERS	502	1,776	3.5	33	7
OPPONENTS	361	1,407	3.9	75t	8

PASSING	ATT.	CMP.	YDS.	CMP%	YDS/ATT	TD	TD%	INT	INT%	LONG	SK/LOST	RTG
Differ	244	146	1,619	59.8	6.64	11	4.5	11	4.5	62t	26/189	75.8
King	146	89	875	61.0	5.99	7	4.8	4	2.7	68	11/78	82.4
Zeier	55	32	270	58.2	4.91	0	0.0	1	1.8	38	5/36	63.4
Royals	2	1	17	50.0	8.50	0	0.0	0	0.0	0	0/0	79.2

BUCCANEERS	447	268	2,781	60.0	6.22	18	4.0	16	3.6	68	42/303	76.5
OPPONENTS	573	302	3,164	52.7	5.52	11	1.9	21	3.7	61t	43/291	60.1

## RECORD: 11-5 HEAD COACH: TONY DUNGY

RECEIVING	NO.	YDS.	AVG.	LONG	TD
Dunn	64	589	9.2	68	2
Green	56	791	14.1	62t	3
Anthony	30	296	9.9	30	1
Alostt	27	239	8.9	24	2
Moore	23	276	12.0	35t	5
Emanuel	22	238	10.8	39	1
Williams	21	176	8.4	14	0

BUCCANEERS	268	2,781	10.4	68	18
OPPONENTS	302	3,164	10.5	61t	11

INTERCEPTIONS	NO.	YDS.	AVG.	LONG	TD
Abraham	7	115	16.4	55t	2
Brooks	4	61	15.3	38	0
Barber	2	60	30.0	43	0
Robinson	2	36	18.0	36	0
Lynch	2	32	16.0	28	0
Nickerson	2	18	9.0	18	0
Kelly	1	26	26.0	26	0
Singleton	1	7	7.0	7	0

BUCCANEERS	21	355	16.9	55t	2
OPPONENTS	16	144	9.0	37	1

TACKLES	SOLO	ASST.	TOTAL
Brooks	122	58	180
Nickerson	70	71	141
Lynch	68	60	128
Robinson	48	47	95
Barber	49	25	74
Abraham	38	36	74

SACKS	SPECIAL TEAM TACKLES		
Sapp	12.5	Quarles	31
Jones	7.0	D. Davis	21
Ahanotu	6.5	Gooch	19
Culpepper	6.0	Smith	18

BUCCANEERS	43.0	
Opponents	42.0	

PUNTING	NO.	YDS.	AVG.	NET	TB	IN20	LG	BK
Royals	90	3,882	43.1	37.4	8	23	66	0

BUCCANEERS	90	3,882	43.1	37.4	8	23	66	0
OPPONENTS	101	4,150	41.1	35.4	11	27	61	0

PUNT RETURNS	RET.	FC	YDS.	AVG.	LONG	TD
Green	23	14	204	8.9	31	0
Williams	20	12	153	7.7	30	0

BUCCANEERS	43	26	357	8.3	31	0
OPPONENTS	49	13	360	7.3	31	0

KICKOFF RETURNS	NO.	YDS.	AVG.	LONG	TD
Anthony	21	434	20.7	39	0
Murphy	14	307	21.9	55	0
Green	10	185	18.5	29	0
Dunn	8	156	19.5	34	0
Alostt	1	19	19.0	19	0
Williams	1	15	15.0	15	0

BUCCANEERS	55	1,116	20.3	55	0
OPPONENTS	61	1,074	17.6	36	0

USUAL STARTING LINEUP	OFFENSE:	DEFENSE:	
WR	81 Jacquez Green	LE	72 Chidi Ahanotu
LT	74 Paul Gruber	NT	77 Brad Culpepper
LG	64 Jorge Diaz	DT	99 Warren Sapp
C	61 Tony Mayberry	RE	94 Steve White
RG	73 Frank Middleton	SLB	53 Shelton Quarles
RT	71 Jerry Wunsch	MLB	56 Hardy Nickerson
TE	83 Dave Moore	WLB	55 Derrick Brooks
WR	87 Bert Emanuel	LCB	21 Donnie Abraham
QB	10 Shaun King	RCB	20 Ronde Barber
FB	40 Mike Alostt	SS	47 John Lynch
RB	28 Warrick Dunn	FS	24 Damien Robinson



2000

RECORD: 10-6 HEAD COACH: TONY DUNGY

ADMINISTRATION

DATE	W/L	SCORE	OPPONENT	ATT.
9/3	W	21-16	at New England	60,292
9/10	W	41-0	CHICAGO	65,569
9/17	W	31-10	at Detroit	76,928
9/24	L	17-21	NEW YORK JETS	65,619
10/1	L	17-20 (ot)	at Washington	83,532
10/9	L	23-30	at Minnesota	64,162
10/19	L	14-28	DETROIT	65,557
10/29	W	41-13	MINNESOTA	65,589
11/5	W	27-14	at Atlanta	70,097
11/12	W	20-15	GREEN BAY	65,621
11/19	L	10-13	at Chicago	66,944
11/26	W	31-17	BUFFALO	65,546
12/3	W	27-7	DALLAS	65,621
12/10	W	16-13	at Miami	74,307
12/18	W	38-35	ST. LOUIS	65,653
12/24	L	14-17 (ot)	at Green Bay	59,692
<b>PLAYOFFS</b>				
12/31	L	3-21	at Philadelphia	65,813

		BUCS	OPP
<b>TOTAL FIRST DOWNS</b>		275	283
Rushing		111	84
Passing		144	180
Penalty		20	19
3rd Down: Made/Att.	66/198 (33.3%)	74/225 (32.9%)	
4th Down: Made/Att.	5/12 (41.7%)	12/20 (60.0%)	
<b>POSSESSION AVG.</b>		29:38	30:22
<b>TOTAL NET YARDS</b>		4,649	4,800
Avg. Per Game		290.6	300.0
Total Plays		961	1047
Avg. Per Play		4.8	4.6
<b>NET YARDS RUSHING</b>		2,066	1,648
Avg. Per Game		129.1	103.0
Total Rushes		490	398
<b>NET YARDS PASSING</b>		2,583	3,152
Avg. Per Game		161.4	197.0
Sacked/Yards Lost		38/241	55/332
Gross Yards		2,824	3,484
Att./Completions	433/237	594/339	
Completion Pct.		57.1	57.1
Had Intercepted		13	25
<b>PUNTS/AVERAGE</b>		85/41.8	89/40.0
<b>NET PUNTING AVERAGE</b>		35.1	33.5
<b>PENALTIES/YARDS</b>		82/702	95/688
<b>FUMBLES/FUMBLES LOST</b>		16/11	26/16
<b>TOUCHDOWNS</b>		43	29
Rushing		18	12
Passing		18	15
Returns		7	2

BY QUARTERS	1	2	3	4	OT	TOT
<b>BUCCANEERS</b>	88	131	60	109	0	388
<b>OPPONENTS</b>	39	79	53	92	6	269

SCORING	TD	R	P	RT	PAT	2-PT.	FG	S	PTS
Gramatica	0	0	0	0	42-42	0	28-34	0	126
Dunn	9	8	1	0	0-0	0	0-0	0	54
Johnson	8	0	8	0	0-0	0	0-0	0	48
King	5	5	0	0	0-0	1	0-0	0	32
Alstott	5	5	0	0	0-0	0	0-0	0	30
Anthony	4	0	4	0	0-0	0	0-0	0	24
Moore	3	0	3	0	0-0	0	0-0	0	18
Barber	2	0	0	2	0-0	0	0-0	0	12
<b>BUCCANEERS</b>	43	18	18	7	42-42	1-1	28-34	1	388
<b>OPPONENTS</b>	29	12	15	2	25-25	2-4	22-32	0	269
<b>FIELD GOALS</b> 1/19 20/29 30/39 40/49 50+- LONG									
Gramatica	0-0	8-8	8-10	7-9	5-7				55
<b>BUCCANEERS</b>	0-0	8-8	8-10	7-9	5-7				55
<b>OPPONENTS</b>	1-1	6-6	8-12	6-9	1-4				52

PASSING	ATT.	CMP.	YDS.	CMP%	YDS/ATT	TD	TD%	INT	INT%	LONG	SK/LOST	RTG
King	428	233	2,769	54.4	6.47	18	4.2	13	3.0	75	37/240	75.8
Royals	1	1	36	100.0	36.00	0	0.0	0	0.0	36	0/0	118.8
Zeier	3	3	19	100.0	6.33	0	0.0	0	0.0	14	0/0	93.1
Alstott	1	0	0	0.0	0.00	0	0.0	0	0.0	0	0/0	39.6
Hamilton	0	0	0	—	—	0	—	0	—	0	1/1	—
<b>BUCCANEERS</b>	433	237	2,824	54.7	6.52	18	4.2	13	3.0	75	38/241	76.2
<b>OPPONENTS</b>	594	339	3,484	57.1	5.87	15	2.5	25	4.2	72t	55/332	65.0

RUSHING	NO.	YDS.	AVG.	LONG	TD
Dunn	248	1,133	4.6	70t	8
Alstott	131	465	3.5	20t	5
King	73	353	4.8	19	5
Abdullah	16	70	4.4	19	0
Stecker	12	31	2.6	14	0
<b>BUCCANEERS</b>	490	2,066	4.2	70t	18
<b>OPPONENTS</b>	398	1,648	4.1	50t	12

RECEIVING	NO.	YDS.	AVG.	LONG	TD
Johnson	71	874	12.3	38	8
Green	51	773	15.2	75	1
Dunn	44	422	9.6	45	1
Moore	29	288	9.9	28	3
Anthony	15	232	15.5	46t	4
Alstott	13	93	7.2	21	0
<b>BUCCANEERS</b>	237	2,824	11.9	75	18
<b>OPPONENTS</b>	339	3,484	10.3	72t	15

INTERCEPTIONS	NO.	YDS.	AVG.	LONG	TD
Abraham	7	82	11.7	23	0
Robinson	6	1	0.2	1	0
Duncan	4	55	13.8	31t	1
Lynch	3	43	14.3	36	0
Barber	2	46	23.0	37t	1
Brooks	1	34	34.0	34t	1
Kelly	1	9	9.0	9t	1
Quarles	1	5	5.0	5	0
<b>BUCCANEERS</b>	25	275	11.0	37t	4
<b>OPPONENTS</b>	13	155	11.9	60	1

TACKLES	SOLO	ASST.	TOTAL
Brooks	130	49	179
Lynch	66	44	110
Robinson	56	48	104
Barber	65	32	97
Duncan	59	38	97

SACKS	SPECIAL TEAM TACKLES		
Sapp	16.5	Gooch	23
Jones	13.0	D. Davis	21
McFarland	6.5	D. Jackson	20
Barber	5.5	Abdullah	16
<b>BUCCANEERS</b>	55.0		
<b>Opponents</b>	38.0		

PUNTING	NO.	YDS.	AVG.	NET	TB	IN20	LG	BK
Royals	85	3,551	41.8	35.1	8	17	63	0
<b>BUCCANEERS</b>	85	3,551	41.8	35.1	8	17	63	0
<b>OPPONENTS</b>	89	3,556	40.0	33.5	12	24	64	3

PUNT RETURNS	RET.	FC	YDS.	AVG.	LONG	TD
Williams	31	18	286	9.2	73t	1
Hastings	5	1	50	10.0	16	0
Green	2	0	1	0.5	1	0
<b>BUCCANEERS</b>	39	19	337	8.6	73t	1
<b>OPPONENTS</b>	41	24	408	10.0	66t	1

KICKOFF RETURNS	NO.	YDS.	AVG.	LONG	TD
Stecker	29	663	22.9	48	0
Williams	19	453	23.8	41	0
Anthony	3	88	29.3	45	0
Murphy	2	24	12.0	19	0
Abdullah	1	16	16.0	16	0
<b>BUCCANEERS</b>	55	1,255	22.8	48	0
<b>OPPONENTS</b>	74	1,688	22.8	70	0

USUAL STARTING LINEUP			OFFENSE:			DEFENSE:		
WR	81	Jacquez Green	LE	72	Chidi Ahanotu			
LT	69	Pete Pierson	NT	92	Anthony McFarland			
LG	64	Randall McDaniel	DT	99	Warren Sapp			
C	62	Jeff Christy	RE	78	Marcus Jones			
RG	73	Frank Middleton	SLB	53	Shelton Quarles			
RT	71	Jerry Wunsch	MLB	59	Jamie Duncan			
TE	83	Dave Moore	WLB	55	Derrick Brooks			
WR	19	Keyshawn Johnson	LCB	21	Donnie Abraham			
QB	10	Shaun King	RCB	20	Ronde Barber			
FB	40	Mike Alstott	SS	47	John Lynch			
RB	28	Warrick Dunn	FS	24	Damien Robinson			

PLAYERS

2015 REVIEW

HISTORY

RECORDS

SIDELINES

## 2001

DATE	W/L	SCORE	OPPONENT	ATT.
9/9	W	10-6	at Dallas	61,521
9/30	L	16-20	at Minnesota	64,105
10/7	W	14-10	GREEN BAY	65,510
10/14	L	28-31 (ot)	at Tennessee	68,798
10/21	L	10-17	PITTSBURGH	65,588
10/28	W	41-14	MINNESOTA	65,558
11/4	L	20-21	at Green Bay	59,861
11/11	W	20-17	at Detroit	74,268
11/18	L	24-27	CHICAGO	65,612
11/26	W	24-17	at St. Louis	66,198
12/2	W	16-13 (ot)	at Cincinnati	52,135
12/9	W	15-12	DETROIT	65,514
12/16	L	3-27	at Chicago	66,944
12/23	W	48-21	NEW ORLEANS	65,526
12/29	W	22-10	BALTIMORE	65,519
1/6	L	13-17	PHILADELPHIA	65,541
<b>PLAYOFFS</b>				
1/12	L	9-31	at Philadelphia	65,847

	BUCS	OPP
TOTAL FIRST DOWNS	298	262
Rushing	84	86
Passing	189	156
Penalty	25	20
3rd Down: Made/Att.	80/228 (35.1%)	78/216 (36.1%)
4th Down: Made/Att.	11/17 (64.7%)	4/13 (30.8%)

POSESSION AVG.	31.40	28.20
TOTAL NET YARDS	4,694	4,653
Avg. Per Game	293.4	290.8
Total Plays	1,046	950
Avg. Per Play	4.5	4.9
NET YARDS RUSHING	1,371	1,702
Avg. Per Game	85.7	106.4
Total Rushes	407	415
NET YARDS PASSING	3,323	2,951
Avg. Per Game	207.7	184.4
Sacked/Yards Lost	47/298	42/272
Gross Yards	3,621	3,223
Att./Completions	592/362	493/273
Completion Pct.	61.1	55.4
Had Intercepted	12	28
PUNTS/AVERAGE	83/40.7	78/41.5
NET PUNTING AVERAGE	34.2	34.3
PENALTIES/YARDS	77/672	91/742
FUMBLES/FUMBLES LOST	20/10	22/11
TOUCHDOWNS	34	29
Rushing	17	8
Passing	13	20
Returns	4	1

BY QUARTERS	1	2	3	4	OT	TOT
BUCCANEERS	39	130	50	102	3	324
OPPONENTS	33	63	86	95	3	280

SCORING	TD	R	P	RT	PAT	2-PT.	FG	S	PTS
Gramatica	0	0	0	0	28-28	0	23-29	0	97
Alstott	11	10	1	0	0-0	2	0-0	0	70
Dunn	6	3	3	0	0-0	0	0-0	0	36
Moore	4	0	4	0	0-0	0	0-0	0	24
B. Johnson	3	3	0	0	0-0	0	0-0	0	18
Brien	0	0	0	0	2-2	0	5-6	0	17
Stecker	2	1	1	0	0-0	0	0-0	0	12
Williams	2	0	1	1	0-0	0	0-0	0	12
BUCCANEERS	34	17	13	4	30-30	3-4	28-35	0	324
OPPONENTS	29	8	20	1	25-25	3-4	25-29	0	280

FIELD GOALS	1/19	20/29	30/39	40/49	50+	LONG
Gramatica	0-0	9-10	9-9	5-7	0-3	49
Brien	0-0	2-2	1-1	2-3	0-0	42
BUCCANEERS	0-0	11-12	10-10	7-10	0-3	49
OPPONENTS	0-0	7-7	6-7	11-13	1-2	50

PASSING	ATT.	CMP.	YDS.	CMP%	YDS/ATT	TD	TD%	INT	INT%	LONG	SK/LST	RTG
B. Johnson	559	340	3,406	60.8	6.09	13	2.3	11	2.0	47	44/269	77.7
King	31	21	210	67.7	6.77	0	0.0	1	3.2	42	3/29	73.3
Gramatica	1	0	0	0.0	0.00	0	0.0	0	0.0	0	0/0	39.6
Royals	1	1	5	100.0	5.00	0	0.0	0	0.0	5	0/0	87.5
BUCCANEERS	592	362	3,621	61.1	6.12	13	2.2	12	2.0	47	47/298	77.4
OPPONENTS	493	273	3,223	55.4	6.54	20	4.1	28	5.7	67t	42/272	65.3

## RECORD: 9-7 HEAD COACH: TONY DUNGY

RUSHING	NO.	YDS.	AVG.	LONG	TD
Alstott	165	680	4.1	39t	10
Dunn	158	447	2.8	21t	3
B. Johnson	39	120	3.1	21	3
Stecker	24	72	3.0	17	1
Abdullah	11	40	3.6	12	0

BUCCANEERS	407	1,371	3.4	39t	17
OPPONENTS	415	1,702	4.1	63t	8

RECEIVING	NO.	YDS.	AVG.	LONG	TD
K. Johnson	106	1,266	11.9	47	1
Dunn	68	557	8.2	31	3
Green	36	402	11.2	35	1
Moore	35	285	8.1	29	4
Alstott	35	231	6.6	19t	1
Williams	24	314	13.1	42	1
BUCCANEERS	362	3,621	10.0	47	13
OPPONENTS	273	3,223	11.8	67t	20

INTERCEPTIONS	NO.	YDS.	AVG.	LONG	TD
Barber	10	86	8.6	36t	1
Abraham	6	98	16.3	46	0
Jackson	4	42	10.5	29	0
Brooks	3	65	21.7	53	0
Lynch	3	21	7.0	15	0
Quarles	1	98	98.0	98t	1
Duncan	1	9	9.0	9	0
BUCCANEERS	28	419	15.0	98t	2
OPPONENTS	12	74	6.2	25	0

TACKLES	SOLO	ASST.	TOTAL
Brooks	110	55	165
Duncan	79	51	130
Lynch	70	35	105
Barber	64	27	91
Jackson	52	26	78

SACKS	SPECIAL TEAM TACKLES			
Rice	11.0	Smith		22
Sapp	6.0	Abdullah		21
White	5.0	Gooch		16
McFarland	3.5	Howell		12
Jones	3.0	Yoder		12

BUCCANEERS	42.0				
Opponents	47.0				

PUNTING	NO.	YDS.	AVG.	NET	TB	IN20	LG	BK
Royals	83	3,382	40.7	34.2	8	26	61	0
BUCCANEERS	83	3,382	40.7	34.2	8	26	61	0
OPPONENTS	78	3,234	41.5	34.3	8	19	58	2

PUNT RETURNS	RET.	FC	YDS.	AVG.	LONG	TD
Williams	35	13	366	10.5	84t	1
Anthony	3	1	12	4.0	7	0
Jackson	0	0	18	—	18	0
BUCCANEERS	38	14	396	10.4	84t	1
OPPONENTS	44	12	380	8.6	55t	1

KICKOFF RETURNS	NO.	YDS.	AVG.	LONG	TD
Murphy	20	445	22.3	39	0
Smith	16	355	22.2	45	0
Stecker	9	259	28.8	86	0
Abdullah	5	92	18.4	29	0
BUCCANEERS	54	1,208	22.4	86	0
OPPONENTS	63	1,321	21.0	77	0

USUAL STARTING LINEUP			DEFENSE:		
WR	81	Jacquez Green	LE	78	Marcus Jones
LT	67	Kenyatta Walker	NT	92	Anthony McFarland
LG	64	Randall McDaniel	DT	99	Warren Sapp
C	62	Jeff Christy	RE	97	Simeon Rice
RG	60	Casey Coleman	SLB	53	Shelton Quarles
RT	71	Jerry Wunsch	MLB	59	Jamie Duncan
TE	83	Dave Moore	WLB	55	Derrick Brooks
WR	19	Keyshawn Johnson	LCB	25	Brian Kelly
QB	14	Brad Johnson	RCB	20	Ronde Barber
FB	40	Mike Alstott	SS	47	John Lynch
RB	28	Warrick Dunn	FS	34	Dexter Jackson

DATE	W/L	SCORE	OPPONENT	ATT.
9/8	L	20-26 (ot)	NEW ORLEANS	65,554
9/15	W	25-0	at Baltimore	69,304
9/23	W	26-14	ST. LOUIS	65,652
9/29	W	35-7	at Cincinnati	57,234
10/6	W	20-6	at Atlanta	68,336
10/13	W	17-3	CLEVELAND	65,625
10/20	L	10-20	at Philadelphia	65,523
10/27	W	12-9	at Carolina	72,892
11/3	W	38-24	MINNESOTA	65,667
11/17	W	23-10	CAROLINA	65,527
11/24	W	21-7	GREEN BAY	65,672
12/1	L	20-23	at New Orleans	68,226
12/8	W	34-10	ATLANTA	65,648
12/15	W	23-20	at Detroit	61,942
12/23	L	7-17	PITTSBURGH	65,684
12/29	W	15-0	at Chicago	55,832

PLAYOFFS				
1/12	W	31-6	SAN FRANCISCO	65,559
1/19	W	27-10	at Philadelphia	66,713

SUPER BOWL XXXVII				
1/26	W	48-21	vs. Oakland (San Diego)	67,603

	BUCS	OPP
TOTAL FIRST DOWNS	287	236
Rushing	90	79
Passing	172	131
Penalty	25	26
3rd Down: Made/Att.	79/222 (35.6%)	75/223 (33.6%)
4th Down: Made/Att.	6/9 (66.7%)	8/13 (61.5%)
POSSESSION AVG.	31-43	28-17
TOTAL NET YARDS	5,002	4,044
Avg. Per Game	312.6	252.8
Total Plays	1,022	963
Avg. Per Play	4.9	4.2
NET YARDS RUSHING	1,557	1,554
Avg. Per Game	97.3	97.1
Total Rushes	414	410
NET YARDS PASSING	3,445	2,490
Avg. Per Game	215.3	155.6
Sacked/Yards Lost	41/220	43/295
Gross Yards	3,665	2,785
Att./Completions	567/348	510/259
Completion Pct.	61.4	50.8
Had Intercepted	10	31
PUNTS/AVERAGE	91/42.6	99/44.4
NET PUNTING AVERAGE	35.2	37.3
PENALTIES/YARDS	103/789	93/749
FUMBLES/FUMBLES LOST	24/11	21/7
TOUCHDOWNS	35	21
Rushing	6	8
Passing	23	10
Returns	6	3

BY QUARTERS	1	2	3	4	OT	TOT
BUCCANEERS	49	110	63	124	0	346
OPPONENTS	57	49	43	41	6	196

SCORING	TD	R	P	RT	PAT	2-PT.	FG	S	PTS
Gramatica	0	0	0	0	32-32	0	32-39	0	128
Alstott	7	5	2	0	0-0	0	0-0	0	42
McCardell	6	0	6	0	0-0	0	0-0	0	36
K. Johnson	5	0	5	0	0-0	2	0-0	0	34
Brooks	4	0	0	4	0-0	0	0-0	0	24
Jurevicius	4	0	4	0	0-0	0	0-0	0	24
Dudley	3	0	3	0	0-0	0	0-0	0	18
Dilger	2	0	2	0	0-0	0	0-0	0	12
Williams	2	0	1	1	0-0	0	0-0	0	12
BUCCANEERS	35	6	23	6	32-32	2-3	32-39	2	346
OPPONENTS	21	8	10	3	19-19	0-1	17-23	0	196

FIELD GOALS	1/19	20/29	30/39	40/49	50+	LONG
Gramatica	0-0	7-8	14-15	6-10	5-6	52
BUCCANEERS	0-0	7-8	14-15	6-10	5-6	52
OPPONENTS	0-0	5-5	7-7	4-8	1-3	50

RUSHING	NO.	YDS.	AVG.	LONG	TD
Pittman	204	718	3.5	21	1
Alstott	146	548	3.8	32	5
Stecker	28	174	6.2	59	0
R. Johnson	14	73	5.2	21	0

PASSING	ATT.	CMP.	YDS.	CMP%	YDS/ATT	TD	TD%	INT	INT%	LONG	SK/LOST	RTG
B. Johnson	451	281	3,049	62.3	6.76	22	4.9	6	1.3	76t	21/121	92.9
R. Johnson	88	57	536	64.8	6.09	1	1.1	2	2.3	23	19/94	75.8
King	27	10	80	37.0	2.96	0	0.0	1	3.7	20	1/5	30.0
Tupa	1	0	0	0.0	0.00	0	0.0	1	100.0	0	0/0	0.0
BUCCANEERS	567	348	3,665	61.4	6.46	23	4.1	10	1.8	76t	41/220	86.3
OPPONENTS	510	259	2,785	50.8	5.46	10	2.0	31	6.1	52	43/295	88.4

B. Johnson	13	30	2.3	6	0
BUCCANEERS	414	1,557	3.8	59	6
OPPONENTS	410	1,554	3.8	85t	8

RECEIVING	NO.	YDS.	AVG.	LONG	TD
K. Johnson	76	1,088	14.3	76t	5
McCardell	61	670	11.0	65t	6
Pittman	59	477	8.1	64	0
Jurevicius	37	423	11.4	26	4
Alstott	35	242	6.9	44t	2
Dilger	34	329	9.7	40	2
Dudley	16	192	12.0	35t	3
BUCCANEERS	348	3,665	10.5	76t	23
OPPONENTS	259	2,785	10.8	52	10

INTERCEPTIONS	NO.	YDS.	AVG.	LONG	TD
Kelly	8	68	8.5	31	0
Brooks	5	218	43.6	97t	3
D. Smith	4	39	9.8	35	0
Jackson	3	101	33.7	58	0
Lynch	3	0	0.0	0	0
Quarles	2	29	14.5	25t	1
Barber	2	9	4.5	9	0
Sapp	2	0	0.0	0	0
Rice	1	30	30.0	30	0
Singleton	1	0	0.0	0	0
BUCCANEERS	31	494	15.9	97t	4
OPPONENTS	10	143	14.3	51t	3

TACKLES	SOLO	ASST.	TOTAL
Brooks	117	53	170
Quarles	84	75	159
Lynch	50	46	96
Barber	71	24	95
Singleton	54	35	89

SACKS	SPECIAL TEAM TACKLES			
Rice	15.5	Ivy		23
Sapp	7.5	D. Smith		20
Wyms	5.5	Stecker		19
Spires	3.5	Webster		16
Barber	3.0	Yoder		15
BUCCANEERS	43.0			
OPPONENTS	41.0			

PUNTING	NO.	YDS.	AVG.	NET	TB	IN20	LG	BK
Tupa	90	3,856	42.8	35.4	12	30	71	0
Gramatica	1	23	23.0	23.0	0	1	23	0
BUCCANEERS	91	3,879	42.6	35.2	12	31	71	0
OPPONENTS	99	4,400	44.4	37.3	14	29	75	0

PUNT RETURNS	RET.	FC	YDS.	AVG.	LONG	TD
Williams	43	20	410	9.5	56t	1
Jackson	1	0	20	20.0	21	0
BUCCANEERS	44	20	430	9.8	56t	1
OPPONENTS	42	5	433	10.3	56	0

KICKOFF RETURNS	NO.	YDS.	AVG.	LONG	TD
Stecker	37	934	25.2	67	0
D. Smith	4	93	23.3	25	0
Williams	3	49	16.3	23	0
Yoder	1	9	9.0	9	0
BUCCANEERS	45	1,085	24.1	67	0
OPPONENTS	72	1,567	21.8	91	0

USUAL STARTING LINEUP OFFENSE:	DEFENSE:				
WR	87	Keenan McCardell	LE	94	Greg Spires
LT	72	Roman Oben	NT	92	Anthony McFarland
LG	71	Kerry Jenkins	DT	99	Warren Sapp
C	62	Jeff Christy	RE	97	Simeon Rice
RG	60	Cosey Coleman	SLB	51	A. Singleton
RT	67	Kenyatta Walker	MLB	53	Shelton Quarles
TE	85	Ken Dilger	WLB	55	Derrick Brooks
WR	19	Keyshawn Johnson	LCB	25	Brian Kelly
QB	14	Brad Johnson	RCB	20	Ronde Barber
FB	40	Mike Alstott	SS	47	John Lynch
RB	32	Michael Pittman	FS	34	Dexter Jackson

2003

RECORD: 7-9 HEAD COACH: JON GRUDEN

DATE	W/L	SCORE	OPPONENT	ATT.
9/8	W	17-0	at Philadelphia	67,772
9/14	L	9-12 (ot)	CAROLINA	65,621
9/21	W	31-10	at Atlanta	70,871
10/6	L	35-38 (ot)	INDIANAPOLIS	65,647
10/12	W	35-13	at Washington	85,490
10/19	L	7-24	at San Francisco	67,809
10/26	W	16-0	DALLAS	65,602
11/2	L	14-17	NEW ORLEANS	65,524
11/9	L	24-27	at Carolina	73,345
11/16	L	13-20	GREEN BAY	65,614
11/24	W	19-13	N.Y. GIANTS	65,648
11/30	L	10-17	at Jacksonville	60,543
12/7	W	14-7	at New Orleans	68,442
12/14	W	16-3	HOUSTON	65,124
12/20	L	28-30	ATLANTA	65,572
12/28	L	13-33	at Tennessee	68,809

	BUCS	OPP
TOTAL FIRST DOWNS	307	249
Rushing	86	89
Passing	190	140
Penalty	31	20
3rd Down: Made/Att.	78/220 (35.5%)	68/214 (31.8%)
4th Down: Made/Att.	8/15 (53.3%)	7/18 (38.9%)
POSSESSION AVG.	31.36	28.24
TOTAL NET YARDS	5,453	4,466
Avg. Per Game	340.8	279.1
Total Plays	1,036	962
Avg. Per Play	5.3	4.6
NET YARDS RUSHING	1,648	1,756
Avg. Per Game	103.0	109.8
Total Rushes	421	451
NET YARDS PASSING	3,805	2,710
Avg. Per Game	237.8	169.4
Sacked/Yards Lost	23/136	36/234
Gross Yards	3,941	2,944
Att./Completions	592/369	475/274
Completion Pct.	62.3	57.7
Had Intercepted	22	20
PUNTS/AVERAGE	83/43.3	82/43.4
NET PUNTING AVERAGE	35.9	38.0
PENALTIES/YARDS	117/1104	104/817
FUMBLES/FUMBLES LOST	23/9	29/13
TOUCHDOWNS	36	27
Rushing	5	6
Passing	27	16
Returns	4	5

BY QUARTERS	1	2	3	4	OT	TOT
BUCCANEERS	34	105	60	102	0	301
OPPONENTS	50	83	56	69	6	264

SCORING	TD	R	P	RT	PAT	2-PT.	FG	S	PTS
Gramatica	0	0	0	0	33-34	0	16-26	0	81
McCardell	9	0	8	1	0-0	0	0-0	0	54
K. Johnson	3	0	3	0	0-0	0	0-0	0	18
Jones	3	3	0	0	0-0	0	0-0	0	18
Alstott	2	2	0	0	0-0	0	0-0	0	12
Jurevicius	2	0	2	0	0-0	0	0-0	0	12
Lee	2	0	2	0	0-0	0	0-0	0	12
Pittman	2	0	2	0	0-0	0	0-0	0	12
Sapp	2	0	2	0	0-0	0	0-0	0	12
Yoder	2	0	2	0	0-0	0	0-0	0	12
BUCCANEERS	36	5	27	4	33-34	1-2	16-26	1	301
OPPONENTS	27	6	16	5	27-27	0-0	25-34	0	264

FIELD GOALS	1/19	20/29	30/39	40/49	50+	LONG
Gramatica	0-0	9-9	3-6	3-8	1-3	50
BUCCANEERS	0-0	9-9	3-6	3-8	1-3	50
OPPONENTS	0-0	8-8	11-14	5-10	1-2	51

PASSING	ATT.	CMP.	YDS.	CMP%	YDS/ATT	TD	TD%	INT	INT%	LONG	SK/LOST	RTG
B. Johnson	570	354	3,811	62.1	6.69	26	4.6	21	3.7	76t	20/111	81.5
S. King	22	15	130	68.2	5.91	1	4.5	1	4.5	20	3/25	79.7
BUCCANEERS	592	369	3,941	62.3	6.66	27	4.6	22	3.7	76t	23/136	81.5
OPPONENTS	475	274	2,944	57.7	6.20	16	3.4	20	4.2	75t	36/234	69.7

RUSHING	NO.	YDS.	AVG.	LONG	TD
Pittman	187	751	4.0	17	0
Jones	137	627	4.6	61	3
Stecker	37	125	3.4	15	0
Alstott	27	77	2.9	29	2
B. Johnson	25	33	1.3	13	0
BUCCANEERS	421	1,648	3.9	61	5
OPPONENTS	451	1,756	3.9	47	6

RECEIVING	NO.	YDS.	AVG.	LONG	TD
McCardell	84	1,174	14.0	76t	8
Pittman	75	597	8.0	68t	2
K. Johnson	45	400	13.3	39t	3
Lee	33	432	13.1	72	2
Jones	24	180	7.5	29	0
Dilger	22	244	11.1	48	1
Cook	20	120	6.0	19	1
Jurevicius	12	118	9.8	22	2
BUCCANEERS	369	3,941	10.7	76t	27
OPPONENTS	274	2,944	10.7	75t	16

INTERCEPTIONS	NO.	YDS.	AVG.	LONG	TD
D. Smith	5	3	0.6	3	0
Brooks	2	56	28.0	44t	1
Barber	2	53	26.5	29t	1
Wansley	2	38	19.0	23t	1
Lynch	2	18	9.0	18	0
Rice	2	12	6.0	12	0
BUCCANEERS	20	229	11.5	44t	3
OPPONENTS	22	394	17.9	73t	4

TACKLES	SOLO	ASST.	TOTAL
Brooks	98	53	151
Barber	86	25	111
Quarles	68	42	110
Lynch	60	35	95
D. Smith	65	20	85

SACKS	SPECIAL TEAM TACKLES			
Rice	15.0	Ivy		16
Sapp	5.0	Stecker		13
Spires	3.5	Rudd		12
McFarland	2.5	Phillips		12
Wyms	2.0	Wansley		11
Darby	2.0	D. Smith		11
BUCCANEERS	36.0			
OPPONENTS	23.0			

PUNTING	NO.	YDS.	AVG.	NET	TB	IN20	LG	BK
Tupa	83	3,590	43.3	35.9	6	26	60	0
BUCCANEERS	83	3,590	43.3	35.9	6	26	60	0
OPPONENTS	82	3,559	43.4	38.0	10	22	58	1

PUNT RETURNS	RET.	FC	YDS.	AVG.	LONG	TD
Williams	15	10	110	7.3	19	0
Barlow	12	6	58	4.8	17	0
Wansley	8	2	74	9.3	12	0
BUCCANEERS	35	18	242	6.9	19	0
OPPONENTS	39	12	489	12.5	52	0

KICKOFF RETURNS	NO.	YDS.	AVG.	LONG	TD
Stecker	25	520	20.8	44	0
Jones	17	271	15.9	25	0
Barlow	10	221	22.1	32	0
BUCCANEERS	55	1,042	18.9	44	0
OPPONENTS	59	1,393	23.6	90	0

USUAL STARTING LINEUP			
OFFENSE:		DEFENSE:	
WR	87 Keenan McCardell	LE	94 Greg Spires
LT	72 Roman Oben	NT	92 Anthony McFarland
LG	71 Kerry Jenkins	DT	99 Warren Sapp
C	76 John Wade	RE	97 Simeon Rice
RG	60 Cosey Coleman	SLB	56 Ryan Nece
RT	67 Kenyatta Walker	MLB	53 Shelton Quarles
TE	85 Ken Dilger	WLB	55 Derrick Brooks
WR	19 Keyshawn Johnson	LCB	20 Ronde Barber
QB	14 Brad Johnson	RCB	31 Tim Wansley
FB	43 Jameel Cook	SS	47 John Lynch
RB	32 Michael Pittman	FS	26 Dwight Smith

DATE	W/L	SCORE	OPPONENT	ATT.
9/12	L	10-16	at Washington	90,098
9/19	L	6-10	SEATTLE	65,089
9/26	L	20-30	at Oakland	60,874
10/3	L	13-16	DENVER	65,341
10/10	W	20-17	at New Orleans	64,900
10/18	L	21-28	at St. Louis	66,040
10/24	W	19-7	CHICAGO	65,550
11/7	W	34-31	KANSAS CITY	65,495
11/14	L	14-24	at Atlanta	70,810
11/21	W	35-3	SAN FRANCISCO	65,234
11/28	L	14-21	at Carolina	73,124
12/5	W	27-0	ATLANTA	65,556
12/12	L	24-31	at San Diego	65,858
12/19	L	17-21	NEW ORLEANS	65,075
12/26	L	20-37	CAROLINA	63,860
1/2	L	7-12	at Arizona	31,650

	BUCS	OPP
TOTAL FIRST DOWNS	271	258
Rushing	74	101
Passing	175	131
Penalty	22	26
3rd Down: Made/Att.	75/199 (37.7%)	77/218 (35.3%)
4th Down: Made/Att.	4/6 (66.7%)	3/8 (37.5%)
POSSESSION AVG.	29.43	30.17
TOTAL NET YARDS	4,963	4,552
Avg. Per Game	310.2	284.5
Total Plays	949	961
Avg. Per Play	5.2	4.7
NET YARDS RUSHING	1,489	1,973
Avg. Per Game	93.1	123.3
Total Rushes	393	480
NET YARDS PASSING	3,474	2,579
Avg. Per Game	217.1	161.2
Sacked/Yards Lost	44/299	45/264
Gross Yards	3,773	2,843
Att./Completions	512/340	436/247
Completion Pct.	66.4	56.7
Had Intercepted	18	16
PUNTS/AVERAGE	83/41.8	87/44.4
NET PUNTING AVERAGE	36.8	40.2
PENALTIES/YARDS	117/916	112/897
FUMBLES/FUMBLES LOST	32/18	21/11
TOUCHDOWNS	37	35
Rushing	9	8
Passing	24	21
Returns	4	6

BY QUARTERS	1	2	3	4	OT	TOT
BUCCANEERS	48	101	83	69	0	301
OPPONENTS	68	91	69	76	0	304

SCORING	TD	R	P	RT	PAT	2-PT.	FG	S	PTS
Pittman	10	7	3	0	0-0	0	0-0	0	60
Gramatica	0	0	0	0	21-22	0	11-19	0	54
Clayton	7	0	7	0	0-0	0	0-0	0	42
Galloway	6	0	5	1	0-0	0	0-0	0	36
Taylor	0	0	0	0	11-11	0	4-5	0	23
Dilger	3	0	3	0	0-0	1	0-0	0	20
Alstott	2	2	0	0	0-0	0	0-0	0	12
Barber	2	0	0	2	0-0	0	0-0	0	12
Jurevicius	2	0	2	0	0-0	0	0-0	0	12
BUCCANEERS	37	9	24	4	32-33	1-4	15-24	0	301
OPPONENTS	35	8	21	6	34-35	0-0	20-31	0	304

FIELD GOALS	1-19	20-29	30-39	40-49	50+	LG
Gramatica	0-0	6-7	3-6	1-5	1-1	53
Taylor	0-0	0-0	2-3	1-1	1-1	50
BUCCANEERS	0-0	6-7	5-9	2-6	2-2	53
OPPONENTS	0-0	4-4	5-8	6-8	1-5	50

PASSING	ATT.	CMP.	YDS.	CMP%	YDS/ATT	TD	TD%	INT	INT%	LONG	SK/LOST	RTG
Griese	336	233	2,632	69.3	7.83	20	6.0	12	3.6	68	26/169	97.5
B. Johnson	103	65	674	63.1	6.54	3	2.9	3	2.9	54	8/55	79.5
Simms	73	42	467	57.5	6.40	1	1.4	3	4.1	75t	10/75	64.1
BUCCANEERS	512	340	3,773	66.4	7.37	24	4.7	18	3.5	75t	44/299	89.1
OPPONENTS	436	247	2,843	56.7	6.52	21	4.8	16	3.7	79t	45/264	77.2

RUSHING	NO.	YDS.	AVG.	LONG	TD
Pittman	219	926	4.2	78t	7
Alstott	67	230	3.4	32	2
Garner	30	111	3.7	25	0
Graham	13	73	5.6	13	0
Clayton	5	30	6.0	15	0
Smart	2	26	13.0	25	0
BUCCANEERS	393	1,489	3.8	78t	9
OPPONENTS	480	1,973	4.1	64t	8

RECEIVING	NO.	YDS.	AVG.	LONG	TD
Clayton	80	1,193	14.9	75t	7
Pittman	41	391	9.5	68	3
Dilger	39	345	8.8	45t	3
Galloway	33	416	12.6	36t	5
Alstott	29	202	7.0	20	0
Jurevicius	27	333	12.3	42t	2
Brown	24	200	8.3	21	1
BUCCANEERS	340	3,773	11.1	75t	24
OPPONENTS	247	2,843	11.5	79t	21

INTERCEPTIONS	NO.	YDS.	AVG.	LONG	TD
Kelly	4	101	25.3	75	0
Barber	3	23	7.7	23	0
D. Smith	3	13	4.3	13	0
Cox	1	55	55.0	55t	1
Gold	1	31	31.0	31	0
Brooks	1	3	3.0	3	0
BUCCANEERS	16	239	14.9	75	1
OPPONENTS	18	328	18.2	46t	4

TACKLES	SOLO	ASST.	TOTAL
Brooks	133	39	172
Quarles	91	72	163
Gold	70	50	120
Barber	84	27	111
D. Smith	83	21	104

SACKS	SPECIAL TEAM TACKLES			
Rice	12.0	Burns		23
Spires	8.0	Howell		19
White	6.0	Ivy		17
Ahanotu	3.5	Nece		16
Quarles	3.5	Gooch		15
Barber	3.0	Cooper		11
Brooks	3.0	Allen		8
McFarland	3.0	Barber		6
BUCCANEERS	45.0			
OPPONENTS	44.0			

PUNTING	NO.	YDS.	AVG.	NET	TB	IN20	LG	BK
Bidwell	82	3,472	42.3	36.8	7	23	60	1
BUCCANEERS	83	3,472	41.8	36.8	7	23	60	1
OPPONENTS	87	3,867	44.4	40.2	8	34	81	0

PUNT RETURNS	RET.	FC	YDS.	AVG.	LONG	TD
Galloway	20	8	142	7.1	59t	1
Brown	6	12	48	8.0	14	0
BUCCANEERS	33	22	213	6.5	59t	1
OPPONENTS	31	24	279	9.0	53	0

KICKOFF RETURNS	NO.	YDS.	AVG.	LONG	TD
Cox	33	866	26.2	59	0
Murphy	8	208	26.0	54	0
Smart	8	167	20.9	27	0
BUCCANEERS	60	1,450	24.2	59	0
OPPONENTS	58	1,315	22.7	98t	1

USUAL STARTING LINEUP			
OFFENSE:		DEFENSE:	
WR	80 Michael Clayton	LE	94 Greg Spires
LT	70 Derrick Deese	NT	91 Chartric Darby
LG	78 Matt Stinchcomb	DE	92 Anthony McFarland
C	76 John Wade/79 Sean Mahan	RE	97 Simon Rice
RG	60 Cosey Coleman	SLB	52 Ian Gold
RT	67 Kenyatta Walker	MLB	53 Shelton Quarles
TE	85 Ken Dilger	WLB	55 Derrick Brooks
WR	84 Joey Galloway	LCB	20 Ronde Barber
QB	8 Brian Griese	RCB	25 Brian Kelly
FB	40 Mike Alstott	SS	26 Dwight Smith
RB	32 Michael Pittman	FS	23 Jermaine Phillips

## 2005

DATE	W/L	SCORE	OPPONENT	ATT.
9/11	W	24-13	at Minnesota	63,939
9/18	W	19-3	BUFFALO	64,777
9/25	W	17-16	at Green Bay	70,518
10/2	W	17-13	DETROIT	64,994
10/9	L	12-14	at N.Y. Jets	77,852
10/16	W	27-13	MIAMI	65,168
10/30	L	10-15	at San Francisco	63,358
11/6	L	14-34	CAROLINA	65,014
11/13	W	36-35	WASHINGTON	65,421
11/20	W	30-27	at Atlanta	70,794
11/27	L	10-13	CHICAGO	65,506
12/4	W	10-3	at New Orleans	34,411
12/11	W	20-10	at Carolina	73,467
12/17	L	0-28	at New England	68,756
12/24	W	27-24 (ot)	ATLANTA	65,482
1/1	W	27-13	NEW ORLEANS	65,379

## PLAYOFFS

1/7	L	10-17	WASHINGTON	65,514
-----	---	-------	------------	--------

	BUCS	OPP
TOTAL FIRST DOWNS	268	254
Rushing	83	75
Passing	161	148
Penalty	24	31
3rd Down: Made/Att.	87/221 (39.4%)	75/214 (35.0%)
4th Down: Made/Att.	4/7 (57.1%)	7/18 (38.9%)
POSSESSION AVG.	30:45	29:15
TOTAL NET YARDS	4,716	4,444
Avg. Per Game	294.8	277.8
Total Plays	985	950
Avg. Per Play	4.8	4.7
NET YARDS RUSHING	1,826	1,515
Avg. Per Game	114.1	94.7
Total Rushes	457	438
NET YARDS PASSING	2,890	2,929
Avg. Per Game	180.6	183.1
Sacked/Yards Lost	41/281	36/229
Gross Yards	3,171	3,158
Att./Completions	487/303	476/275
Completion Pct.	62.2	57.8
Had Intercepted	14	17
PUNTS/AVERAGE	90/45.6	80/43.9
NET PUNTING AVERAGE	37.5	36.7
PENALTIES/YARDS	131/1085	108/830
FUMBLES/FUMBLES LOST	16/9	25/13
TOUCHDOWNS	33	28
Rushing	13	10
Passing	17	15
Returns	3	3

BY QUARTERS	1	2	3	4	OT	TOT
BUCCANEERS	64	103	48	82	3	300
OPPONENTS	50	100	57	67	0	274

SCORING	TD	R	P	RT	PAT	2-PT.	FG	S	PTS
M. Bryant	0	0	0	0	31-31	0	21-25	0	94
Galloway	10	0	10	0	0-0	0	0-0	0	60
Alstott	7	6	1	0	0-0	1	0-0	0	44
Williams	6	6	0	0	0-0	0	0-0	0	36
Pittman	2	1	1	0	0-0	0	0-0	0	12
Smith	2	0	2	0	0-0	0	0-0	0	12
BUCCANEERS	33	13	17	3	32-32	1-1	22-27	1	300
OPPONENTS	28	10	15	3	26-27	1-1	26-33	0	274

FIELD GOALS	1-19	20-29	30-39	40-49	50+	LG
Bryant	0-0	2-4	8-8	10-11	1-2	50
France	0-0	1-1	0-0	0-1	0-0	28
BUCCANEERS	0-0	3-5	8-8	10-12	1-2	50
OPPONENTS	0-0	9-10	7-8	8-12	2-3	53

RUSHING	NO	YDS	AVG	LG	TD
Williams	290	1,178	4.1	71t	6
Pittman	70	436	6.2	64	1
Graham	28	83	3.0	16	0
Alstott	34	80	2.4	9	6
Simms	19	31	1.6	10	0
Griese	13	12	0.9	7	0
Galloway	2	4	2.0	4	0
Clayton	1	2	2.0	2	0
BUCCANEERS	457	1,826	4.0	71t	13
OPPONENTS	438	1,515	3.5	31	10

PASSING	ATT.	CMP.	YDS.	CMP%	YDS/ATT	TD	TO%	INT	INT%	LONG	SK/LOST	RTG
Simms	313	191	2,035	61.0	6.50	10	3.2	7	2.2	78t	29/205	81.4
Griese	174	112	1,136	64.4	6.53	7	4.0	7	4.0	80t	12/76	79.6
BUCCANEERS	487	303	3,171	62.2	6.51	17	3.5	14	2.9	80t	41/281	80.7
OPPONENTS	476	275	3,158	57.8	6.63	15	3.2	17	3.6	62	36/229	73.5

## RECORD: 11-5 HEAD COACH: JON GRUDEN

RECEIVING	NO	YDS	AVG	LG	TD
Galloway	83	1,287	15.5	80t	10
Smith	41	367	9.0	24	2
Pittman	36	300	8.3	41t	1
Hilliard	35	282	8.1	22	1
Clayton	32	372	11.6	41	0
Alstott	25	222	8.9	24	1
Williams	20	81	4.1	15	0
Becht	16	112	7.0	17	0
Cook	7	43	6.1	11	1
Shepherd	6	103	17.2	46	1
Moore	1	5	5.0	5	0
Simms	1	-3	-3.0	-3	0
BUCCANEERS	303	3,171	10.5	80t	17
OPPONENTS	275	3,158	11.5	62	15

INTERCEPTIONS	NO	YDS	AVG	LG	TD
Barber	5	105	21.0	42	0
Kelly	4	19	4.8	14	0
Allen	3	26	8.7	26	0
Bolden	2	46	23.0	28	0
Jackson	1	21	21.0	21	0
Rice	1	6	6.0	6	0
Brooks	1	0	0.0	0	0
BUCCANEERS	17	223	13.1	42	0
OPPONENTS	14	480	34.3	88t	2

TACKLES	SOLO	ASST.	TOTAL
Quaries	114	82	196
Brooks	110	64	174
Barber	98	22	120
Nece	48	56	104
Phillips	60	25	85

SACKS	SPECIAL TEAM TACKLES		
Rice	14.0	Pearson	25
Spires	4.0	Cook	23
Brooks	3.0	Cox	19
White	3.0	Ruud	18
Barber	2.0	Graham	18
McFarland	2.0	Cooper	16
Nece	2.0	Nece	15
Wyms	2.0	Allen	14
BUCCANEERS	36.0		
OPPONENTS	41.0		

## PUNTING

	NO	YDS	AVG	NET	TB	IN20	LG	BK
Bidwell	90	4,101	45.6	37.5	13	24	61	0
BUCCANEERS	90	4,101	45.6	37.5	13	24	61	0
OPPONENTS	80	3,509	43.9	36.7	4	18	62	0

PUNT RETURNS	RET	FC	YDS	AVG	LONG	TD
Jones	51	18	492	9.6	31	0
BUCCANEERS	51	18	492	9.6	31	0
OPPONENTS	49	16	466	9.5	44	0

KICKOFF RETURNS	RET	YDS	AVG	LONG	TD
Cox	24	464	19.3	30	0
Shepherd	20	414	20.7	30	0
Jones	5	95	19.0	24	0
Graham	4	74	18.5	22	0
Pittman	3	85	28.3	37	0
Smith	1	12	12.0	12	0
Alstott	1	2	2.0	2	0
Bradley	1	2	2.0	2	0
BUCCANEERS	59	1,148	19.5	37	0
OPPONENTS	63	1,368	21.7	94t	1

## USUAL STARTING LINEUP

OFFENSE:	DEFENSE:
WR 80 Michael Clayton	LE 94 Greg Spires
LT 69 Anthony Davis	NT 95 Chris Hovan
LG 72 Dan Buening	DT 92 Anthony McFarland
C 76 John Wade	RE 97 Simeon Rice
RG 79 Sean Mahan	SLB 56 Ryan Nece
RT 67 Kenyatta Walker	MLB 53 Shelton Quaries
TE 88 Anthony Becht	WLB 55 Derrick Brooks
WR 84 Joey Galloway	LCB 25 Brian Kelly
QB 2 Chris Simms	RCB 20 Ronde Barber
FB/TE 40 Mike Alstott/	SS 23 Jermaine Phillips
81 Alex Smith	FS 34 Dexter Jackson
RB 24 Carnell Williams	

DATE	W/L	SCORE	OPPONENT	ATT.
9/10	L	0-27	BALTIMORE	65,087
9/17	L	3-14	at Atlanta	70,828
9/24	L	24-26	CAROLINA	65,423
10/8	L	21-24	at New Orleans	68,183
10/15	W	14-13	CINCINNATI	65,732
10/22	W	23-21	PHILADELPHIA	65,808
10/29	L	3-17	at N.Y. Giants	78,647
11/5	L	14-31	NEW ORLEANS	65,561
11/13	L	10-24	at Carolina	73,573
11/19	W	20-17	WASHINGTON	65,699
11/23	L	10-38	at Dallas	63,183
12/3	L	3-20	at Pittsburgh	59,843
12/10	L	6-17	ATLANTA	65,691
12/17	L	31-34 (ot)	at Chicago	62,260
12/24	W	22-7	at Cleveland	69,603
12/31	L	7-23	SEATTLE	65,660

	BUCS	OPP
TOTAL FIRST DOWNS	237	300
Rushing	82	108
Passing	133	174
Penalty	22	18
3rd Down: Made/Att	82/222 (36.9%)	82/217 (37.8%)
4th Down: Made/Att	4/16 (25.0%)	5/12 (41.7%)
POSSESSION AVG.	28.06	31.54
TOTAL NET YARDS	4,321	5,271
Avg. Per Game	270.1	329.4
Total Plays	972	1,015
Avg. Per Play	4.4	5.2
NET YARDS RUSHING	1,523	1,917
Avg. Per Game	95.2	119.8
Total Rushes	404	497
NET YARDS PASSING	2,798	3,354
Avg. Per Game	174.9	209.6
Sacked/Yards Lost	33/196	25/166
Gross Yards	2,994	3,520
Att./Completions	535/296	493/301
Completion Pct.	55.3	61.1
Had Intercepted	18	11
PUNTS/AVERAGE	93/43.5	81/41.6
NET PUNTING AVG.	93/36.8	81/35.3
PENALTIES/YARDS	87/732	83/658
FUMBLES/BALL LOST	27/14	25/9
TOUCHDOWNS	23	41
Rushing	6	11
Passing	14	26
Returns	3	4

BY QUARTERS	1	2	3	4	OT	TOT
<b>BUCCANEERS</b>	30	53	58	70	0	211
OPPONENTS	82	89	95	84	3	353

SCORING	TD	R	P	RT	PAT	2-PT.	FG	S	PTS
M. Bryant	0	0	0	0	22-23	0	17-22	0	73
Galloway	7	0	7	0	0-0	0	0-0	0	42
Alstott	3	3	0	0	0-0	0	0-0	0	18
Smith	3	0	3	0	0-0	0	0-0	0	18
Barber	2	0	0	2	0-0	0	0-0	0	12
Hilliard	2	0	2	0	0-0	0	0-0	0	12
<b>BUCCANEERS</b>	23	6	14	3	22-23	0	17-22	0	211
OPPONENTS	41	11	26	4	41-41	0	22-30	0	353

FIELD GOALS	1-19	20-29	30-39	40-49	50+	LG
M. Bryant	0-0	8-8	3-3	5-9	1-2	62
<b>BUCCANEERS</b>	0-0	8-8	3-3	5-9	1-2	62
OPPONENTS	0-0	7-7	6-12	6-7	3-4	51

RUSHING	NO	YDS	AVG	LG	TD
C. Williams	225	798	3.5	38	1
Pittman	50	245	4.9	32	1
Alstott	60	171	2.9	17	3
Gradkowski	41	161	3.9	14	0
Graham	11	9	5.4	17	0
Clayton	5	41	8.2	27	0
Stovall	2	29	14.5	18	0
Galloway	2	9	4.5	7	0
<b>BUCCANEERS</b>	404	1,523	3.8	38	6
OPPONENTS	497	1,917	3.9	57	11

PASSING	ATT.	CMP.	YDS.	CMP%	YDS/ATT	TD	TD%	INT	INT%	LONG	SK/LOST	RTG
Gradkowski	328	177	1,661	54.0	5.06	9	2.7	9	2.7	53	25/146	65.9
Simms	106	58	585	54.7	5.52	1	0.9	7	6.6	55	4/32	46.3
Rattaway	101	61	748	60.4	7.41	4	4.0	2	2.0	64t	4/18	88.2
<b>BUCCANEERS</b>	535	296	2,994	55.3	5.60	14	2.6	18	3.4	64t	33/196	66.2
OPPONENTS	493	301	3,520	61.1	7.14	26	5.3	11	2.2	52t	25/166	91.0

RECEIVING	NO	YDS	AVG	LG	TD
Galloway	62	1,057	17.0	64t	7
Pittman	47	405	8.6	25	0
Smith	35	250	7.1	27	3
Hilliard	34	339	10.0	44t	2
Clayton	33	356	10.8	27	1
C. Williams	30	196	6.5	21	0
Alstott	21	85	4.0	18	0
Becht	18	115	6.4	13	1
Stovall	7	102	14.6	27	0
Warren	5	63	12.6	26	0
<b>BUCCANEERS</b>	296	2,994	10.1	64t	14
OPPONENTS	301	3,520	11.7	52t	26

INTERCEPTIONS	NO	YDS	AVG	LG	TD
Barber	3	103	34.3	66t	2
Brooks	3	51	17.0	21t	1
Phillips	2	45	22.5	29	0
Buchanon	2	0	0.0	0	0
Bolden	1	27	27.0	27	0
<b>BUCCANEERS</b>	11	226	20.5	66t	3
OPPONENTS	18	280	15.6	60t	1

TACKLES	SOLO	ASST.	TOTAL
Brooks	98	52	150
Quarles	70	66	136
Phillips	87	37	124
Barber	83	25	108
Nece	52	41	93

SACKS	SPECIAL TEAM TACKLES			
Spires	5.0	Cox		20
White	5.0	Graham		20
Wyms	5.0	Adams		19
Quarles	2.5	Cash		17
Hovan	2.0	Mallard		15

BUCCANEERS	25.0
OPPONENTS	33.0

PUNTING	NO	YDS	AVG	NET	TB	IN20	LG	BK
Bidwell	93	4,045	43.5	36.8	7	20	59	0
<b>BUCCANEERS</b>	93	4,045	43.5	36.8	7	20	59	0
OPPONENTS	81	3,373	41.6	35.3	8	25	58	0

PUNT RETURNS	RET	FC	YDS	AVG	LONG	TD
Hilliard	24	3	163	6.8	16	0
Jones	20	4	155	7.8	18	0
Buchanon	6	2	16	2.7	8	0
<b>BUCCANEERS</b>	54	9	353	6.5	18	0
OPPONENTS	50	16	487	9.7	65t	1

KICKOFF RETURNS	RET	YDS	AVG	LONG	TD
Pittman	39	867	22.2	37	0
Cox	18	387	21.5	44	0
<b>BUCCANEERS</b>	61	1,307	21.4	44	0
OPPONENTS	46	846	18.4	34	0

USUAL STARTING LINEUP	OFFENSE:	DEFENSE:
-----------------------	----------	----------

WR	80	Michael Clayton	LE	94	Greg Spires
LT	69	Anthony Davis	NT	95	Chris Hovan
LG	79	Sean Mahan/72 Dan Bueningg	DT	96	Ellis Wym
C	76	John Wade	RE	97	Simeon Rice/90 Dewayne White
RG	75	Davin Joseph	OLB	56	Ryan Nece
RT	65	Jeremy Trueblood	MLB	53	Shelton Quarles
TE	88	Anthony Becht	OLB	55	Derrick Brooks
WR	84	Joey Galloway	LCB	21	Juran Bolden
QB	7	Bruce Gradkowski	RCB	20	Ronde Barber
FB	40	Mike Alstott	SS	23	Jermaine Phillips
RB	24	Carnell Williams	FS	26	Will Allen

**ADMINISTRATION**

**PLAYERS**

**2015 REVIEW**

**HISTORY**

**RECORDS**

**SIDELINES**

**2007**

**RECORD: 9-7 HEAD COACH: JON GRUDEN**

DATE	W/L	SCORE	OPPONENT	ATT.
9/09	L	6-20	at Seattle	68,044
9/16	W	31-14	NEW ORLEANS	65,178
9/23	W	24-3	ST. LOUIS	65,267
9/30	W	20-7	at Carolina	73,707
10/07	L	14-33	at Indianapolis	57,202
10/14	W	13-10	TENNESSEE	65,347
10/21	L	16-23	at Detroit	60,442
10/28	L	23-24	JACKSONVILLE	65,133
11/04	W	17-10	ARIZONA	65,267
11/18	W	31-7	at Atlanta	69,480
11/25	W	19-13	WASHINGTON	65,596
12/02	W	27-23	at New Orleans	70,009
12/09	L	14-28	at Houston	70,237
12/16	W	37-3	ATLANTA	65,133
12/23	L	19-21	at San Francisco	68,193
12/30	L	23-31	CAROLINA	65,609

**PLAYOFFS**

1/6	L	14-24	N.Y. GIANTS	65,621
-----	---	-------	-------------	--------

	BUCS	OPP
<b>TOTAL FIRST DOWNS</b>	281	258
Rushing	98	93
Passing	162	158
Penalty	21	7
3rd Down: Made/Att	82/213 (38.5%)	92/224 (41.1%)
4th Down: Made/Att	5/13 (38.5%)	9/16 (56.3%)
<b>POSSESSION AVG.</b>	30:27	29:33
<b>TOTAL NET YARDS</b>	5,229	4,454
Avg. Per Game	326.8	278.4
Total Plays	975	977
Avg. Per Play	5.4	4.6
<b>NET YARDS RUSHING</b>	1,872	1,726
Avg. Per Game	117.0	107.9
Total Rushes	449	454
<b>NET YARDS PASSING</b>	3,357	2,728
Avg. Per Game	209.8	170.5
Sacked/Yards Lost	36/222	33/207
Gross Yards	3,579	2,935
Att./Completions	490/316	490/297
Completion Pct.	64.5	60.6
Had Intercepted	8	16
PUNTS/AVERAGE	78/43.4	83/43.5
NET PUNTING AVG.	78/37.2	83/38.3
PENALTIES/YARDS	81/614	86/706
FUMBLES/BALL LOST	18/12	31/19
TOUCHDOWNS	36	32
Rushing	15	11
Passing	18	18
Returns	3	3

BY QUARTERS	1	2	3	4	OT	TOT
<b>BUCCANEERS</b>	84	109	72	69	0	334
<b>OPPONENTS</b>	51	66	55	98	0	270

SCORING	TD	R	P	RT	PAT	2-PT.	FG	S	PTS
Bryant	0	0	0	0	34/34	0	28/33	0	118
Graham	10	10	0	0	0-0	0	0-0	0	60
Galloway	6	0	6	0	0-0	0	0-0	0	36
Stevens	4	0	4	0	0-0	0	0-0	0	24
A. Smith	3	0	3	0	0-0	0	0-0	0	18
Williams	3	3	0	0	0-0	0	0-0	0	18
<b>BUCCANEERS</b>	36	15	18	3	34/34	0	28/33	0	334
<b>OPPONENTS</b>	32	11	18	3	31/32	0	15/18	1	270

RUSHING	NO	YDS	AVG	LG	TD
Graham	222	898	4.0	28t	10
Pittman	68	286	4.2	29	0
M. Bennett	41	189	4.6	28	1
Williams	54	208	3.9	20	3
McCown	12	117	9.8	31	0
Garcia	35	116	3.3	21	1
Clayton	5	22	4.4	20	0
Gradkowski	7	20	2.9	13	0
Darby	2	9	4.5	7	0
Hilliard	1	6	6.0	6	0
Galloway	1	1	1.0	1	0
Crockett	1	0	0.0	0	0
<b>BUCCANEERS</b>	449	1,872	4.2	31	15
<b>OPPONENTS</b>	454	1,726	3.8	32t	11

PASSING	ATT.	CMP.	YDS.	CMP%	YDS/ATT	TD	TD%	INT	INT%	LONG	SK/LOST	RTG
Garcia	327	209	2,440	63.9	7.46	13	4.0	4	1.2	69t	19/104	94.6
McCown	139	94	1,009	67.6	7.26	5	3.6	3	2.2	60	15/104	91.7
Gradkowski	24	13	130	54.2	5.42	0	0.0	1	4.2	20	2/14	52.4
<b>BUCCANEERS</b>	490	316	3,579	64.5	7.30	18	3.7	8	1.6	69t	36/222	91.7
<b>OPPONENTS</b>	490	297	2,935	60.6	5.99	18	3.7	16	3.3	58	33/207	76.2

RECEIVING	NO	YDS	AVG	LG	TD
Hilliard	62	722	11.6	56	1
Galloway	57	1014	17.8	69t	6
Graham	49	324	6.6	21	0
A. Smith	32	385	12.0	33	3
Pittman	26	191	7.3	16	0
Clayton	22	301	13.7	39	4
Stevens	18	189	10.5	24	0
Askew	18	175	9.7	22	0
M. Bennett	5	54	10.8	23t	1
Stovall	10	86	8.6	13	1
C. Lucas	5	82	16.4	52	0
Becht	5	20	4.0	9	2
Williams	3	17	5.7	8	0
Darby	2	16	8.0	9	0
Storer	2	3	1.5	2	0

<b>BUCCANEERS</b>	316	3,579	11.3	69t	18
<b>OPPONENTS</b>	297	2,935	9.9	58	18

INTERCEPTIONS	NO	YDS	AVG	LG	TD
Phillips	4	2	0.5	2	0
Buchanan	3	22	7.3	19	0
Barber	2	32	16.0	29t	1
Jackson	2	26	13.0	26	0
Ruud	2	7	3.5	5	0
Kelly	2	0	0.0	0	0
June	1	0	0.0	0	0

<b>BUCCANEERS</b>	16	89	5.6	29t	1
<b>OPPONENTS</b>	8	167	20.9	62	2

TACKLES	SOLO	ASST.	TOTAL
Ruud	99	70	169
Brooks	112	50	162
June	75	45	120
Phillips	75	45	120
Haye	86	11	97
Hovan	78	17	95

SACKS	SPECIAL TEAM TACKLES		
White	8.0	Pearson	21
Adams	6.0	Stovall	18
Haye	6.0	Black	17
Carter	3.0	Nece	16
Spires	2.0	Allen	15

<b>BUCCANEERS</b>	33.0
<b>OPPONENTS</b>	36.0

PUNTING	NO	YDS	AVG	NET	TB	IN20	LG	BK
Bidwell	77	3,382	43.9	37.2	10	30	61	1
<b>BUCCANEERS</b>	78	3,382	43.4	37.2	10	30	61	1
<b>OPPONENTS</b>	83	3,613	43.5	38.3	5	26	76	0

PUNT RETURNS	RET	FC	YDS	AVG	LONG	TD
Buchanan	16	0	55	3.4	24	0
Hilliard	15	4	92	6.1	20	0
Jones	12	6	143	11.9	35	0

<b>BUCCANEERS</b>	50	13	334	6.7	35	0
<b>OPPONENTS</b>	38	11	280	7.4	56	0

KICKOFF RETURNS	RET	YDS	AVG	LONG	TD
Spurlock	16	444	27.8	90t	1
Jones	10	286	28.6	36	0
Clayton	8	172	21.5	26	0
<b>BUCCANEERS</b>	48	1,119	23.3	90t	1
<b>OPPONENTS</b>	68	1,328	19.5	97t	1

FIELD GOALS	1-19	20-29	30-39	40-49	50+	LG
Bryant	0/0	11/12	11/11	6/7	0/3	49
<b>BUCCANEERS</b>	0/0	11/12	11/11	6/7	0/3	49
<b>OPPONENTS</b>	1/1	3/3	5/6	6/8	0/0	48

USUAL STARTING LINEUP	DEFENSE:					
-----------------------	----------	--	--	--	--	--

WR	19 Ike Hilliard	LE	93 Kevin Carter
LT	70 Donald Penn	NT	95 Chris Hovan
LG	78 Arron Sears	DT	71 Jovan Haye
C	76 John Wade	RE	90 Gaines Adams
RG	75 Davin Joseph	OLB	59 Gato June
RT	65 Jeremy Trueblood	MLB	51 Barrett Ruud
TE	81 Alex Smith	OLB	55 Derrick Brooks
WR	84 Joey Galloway	LCB	31 Phillip Buchanon
QB	7 Jeff Garcia	RCB	20 Ronde Barber
FB	35 B.J. Askew	SS	23 Jermaine Phillips
RB	34 Earnest Graham	FS	28 Tanard Jackson



DATE	W/L	SCORE	OPPONENT	ATT.
9/7	L	20-24	at New Orleans	69,881
9/14	W	24- 9	ATLANTA	63,611
9/21	W	27-24 (ot)	at Chicago	62,051
9/28	W	30-21	GREEN BAY	64,122
10/5	L	13-16	at Denver	75,480
10/12	W	27- 3	CAROLINA	64,211
10/19	W	20-10	SEATTLE	64,811
10/26	L	9-13	at Dallas	63,254
11/2	W	30-27 (ot)	at Kansas City	74,045
11/16	W	19-13	MINNESOTA	65,278
11/23	W	38-20	at Detroit	49,096
11/30	W	23-20	NEW ORLEANS	64,430
12/8	L	23-38	at Carolina	74,113
12/14	L	10-13 (ot)	at Atlanta	65,045
12/21	L	24-41	SAN DIEGO	64,778
12/28	L	24-31	OAKLAND	64,847

		BUCS	OPP
TOTAL FIRST DOWNS		298	259
	Rushing	100	87
	Passing	184	153
	Penalty	14	19
	3rd Down: Made/Att	88/229	81/214
	3rd Down Pct.	38.4	37.9
	4th Down: Made/Att	10/18	5/13
	4th Down Pct.	55.6	38.5
POSSESSION AVG.		31:23	28:37
TOTAL NET YARDS		5,456	4,898
	Avg. Per Game	341.0	306.1
	Total Plays	1,045	945
	Avg. Per Play	5.2	5.2
NET YARDS RUSHING		1,837	1,901
	Avg. Per Game	114.8	118.8
	Total Rushes	451	441
NET YARDS PASSING		3,619	2,997
	Avg. Per Game	226.2	187.3
	Sacked/Yards Lost	32/169	29/190
	Gross Yards	3,788	3,187
	Attempts/Completions	562/355	475/276
	Completion Pct.	63.2	58.1
	Had Intercepted	13	22
PUNTS/AVERAGE		77/44.5	81/43.6
NET PUNTING AVG.		37.6	35.4
PENALTIES/YARDS		95/834	88/660
FUMBLES/BALL LOST		21/13	16/8
TOUCHDOWNS		38	34
	Rushing	13	8
	Passing	18	23
	Returns	7	3

BY QUARTERS		1	2	3	4	OT	TOT
BUCCANEERS		61	112	86	96	6	361
OPPONENTS		77	86	51	106	3	323

SCORING	TD	R	P	RT	PAT	2-PT.	FG	S	PTS
M. Bryant	0	0	0	0	35/36	0	32/38	0	131
A. Bryant	7	0	7	0	0/0	0	0/0	0	42
E. Graham	4	4	0	0	0/0	0	0/0	0	24
I. Hilliard	4	0	4	0	0/0	0	0/0	0	24
C. Williams	4	4	0	0	0/0	0	0/0	0	24
A. Smith	3	0	3	0	0/0	1	0/0	0	20
<b>BUCCANEERS</b>	<b>38</b>	<b>13</b>	<b>18</b>	<b>7</b>	<b>35/36</b>	<b>1</b>	<b>32/38</b>	<b>0</b>	<b>361</b>
<b>OPPONENTS</b>	<b>34</b>	<b>8</b>	<b>23</b>	<b>3</b>	<b>33/33</b>	<b>1</b>	<b>28/30</b>	<b>0</b>	<b>323</b>

RUSHING	NO	YDS	AVG	LG	TD
W. Dunn	186	786	4.2	40	2
E. Graham	132	563	4.3	68t	4
C. Williams	63	233	3.7	28	4
J. Garcia	35	148	4.2	20	1
C. Smith	8	40	5.0	10	0
A. Bryant	2	22	11.0	13	0
L. McCown	3	15	5.0	12	0
B. Askew	7	14	2.0	3	2
M. Bennett	7	12	1.7	4	0
M. Clayton	2	5	2.5	4	0
I. Hilliard	1	0	0.0	0	0
B. Griese	5	-1	-0.2	3	0
<b>BUCCANEERS</b>	<b>451</b>	<b>1,837</b>	<b>4.1</b>	<b>68t</b>	<b>13</b>
<b>OPPONENTS</b>	<b>441</b>	<b>1,901</b>	<b>4.3</b>	<b>67t</b>	<b>8</b>

PASSING	ATT.	CMP.	YDS.	CMP%	YDS/ATT	TD	34%	INT	INT%	LONG	SKLOST	RTG
J. Garcia	376	244	2712	64.9	7.21	12	3.2	6	1.6	71t	23/100	90.2
B. Griese	184	110	1073	59.8	5.83	5	2.7	7	3.8	38	9/69	69.4
E. Graham	1	1	3	100.0	3.00	1	100.0	0	0.0	3t	0/0	118.8
L. McCown	1	0	0	0.0	0.00	0	0.0	0	0.0	-	0/0	39.6
<b>BUCCANEERS</b>	<b>562</b>	<b>355</b>	<b>3,788</b>	<b>63.2</b>	<b>6.74</b>	<b>18</b>	<b>3.2</b>	<b>13</b>	<b>2.3</b>	<b>71t</b>	<b>32/169</b>	<b>83.8</b>
<b>OPPONENTS</b>	<b>475</b>	<b>276</b>	<b>3,187</b>	<b>58.1</b>	<b>6.71</b>	<b>23</b>	<b>4.8</b>	<b>22</b>	<b>4.6</b>	<b>84t</b>	<b>29/190</b>	<b>75.3</b>

RECEIVING	NO	YDS	AVG	LG	TD
A. Bryant	83	1,248	15.0	71t	7
I. Hilliard	47	424	9.0	36t	4
W. Dunn	47	330	7.0	36	0
M. Clayton	38	484	12.7	58t	1
J. Stevens	36	397	11.0	31	2
E. Graham	23	174	7.6	24	0
A. Smith	21	250	11.9	34	3
J. Gilmore	15	147	9.8	36	1
J. Galloway	13	138	10.6	22	0
B. Askew	13	66	5.1	18	0
C. Williams	7	43	6.1	25	0
C. Smith	4	24	6.0	13	0
M. Stovall	3	25	8.3	9	0
J. Cook	3	24	8.0	12	0
B. Clark	1	12	12.0	12	0
M. Bennett	1	2	2.0	2	0

BUCCANEERS	355	3,788	10.7	71t	18
OPPONENTS	276	3,187	11.5	84t	23

INTERCEPTIONS		NO	YDS	AVG	LG	TD
R. Barber	4	69	17.3	65t	1	
A. Talib	4	32	8.0	19	0	
J. Phillips	3	72	24.0	58	0	
S. Piscitelli	2	106	53.0	84	0	
G. Adams	2	50	25.0	45t	1	
P. Buchanon	2	33	16.5	26t	1	
B. Ruud	2	10	5.0	10	0	
T. Jackson	1	25	25.0	25	0	
C. June	1	1	1.0	1	0	
D. Brooks	1	-2	-2.0	-2	0	

BUCCANEERS	22	396	18.0	84	3
OPPONENTS	13	233	17.9	62t	2

TACKLES		SOLO	ASST.	TOTAL
B. Ruud	130	48	178	
D. Brooks	64	47	111	
C. June	68	36	104	
T. Jackson	68	34	102	
R. Barber	70	30	100	

SACKS		SPECIAL TEAM TACKLES			
G. Adams	6.5	Q. Black	24		
G. White	5.0	W. Allen	21		
J. Wilkerson	5.0	T. Jackson	18		
K. Carter	4.0	E. Mack	12		
B. Ruud	3.0	A. Hayward	12		

BUCCANEERS	29.0
OPPONENTS	32.0

PUNTING	NO	YDS	AVG	NET	TB	IN20	LG	BK
J. Bidwell	77	3,426	44.5	37.6	7	27	64	0

BUCCANEERS	77	3,426	44.5	37.6	7	27	64	0
OPPONENTS	81	3,528	43.6	35.4	11	15	70	2

PUNT RETURNS		RET	FC	YDS	AVG	LONG	TD
C. Smith	23	4	324	14.1	70t	1	
D. Jackson	20	0	97	4.9	19	0	

BUCCANEERS	47	11	440	9.4	70t	1
OPPONENTS	39	10	392	10.1	43	0

KICKOFF RETURNS		RET	YDS	AVG	LONG	TD
C. Smith	36	992	27.6	97t	1	
D. Jackson	14	327	23.4	45	0	

BUCCANEERS	60	1,486	24.8	97t	1
OPPONENTS	74	1,542	20.8	61	0

FIELD GOALS		1-19	20-29	30-39	40-49	50+	LG
M. Bryant	0/0	12/12	15/15	5/8	0/3	49	49
<b>BUCCANEERS</b>	<b>0/0</b>	<b>12/12</b>	<b>15/15</b>	<b>5/8</b>	<b>0/3</b>	<b>49</b>	
<b>OPPONENTS</b>	<b>0/0</b>	<b>10/10</b>	<b>8/9</b>	<b>8/9</b>	<b>2/2</b>	<b>57</b>	

USUAL STARTING LINEUP		OFFENSE:	DEFENSE:		
WR	80	Michael Clayton	LE	93	Kevin Carter
LT	70	Donald Penn	NT	95	Chris Hovan
LG	78	Arron Sears	DT	71	Jovan Haye
C	52	Jeff Faine	RE	90	Gaines Adams
RG	75	Davin Joseph	OLB	59	Cato June
RT	65	Jeremy Trueblood	MLB	51	Barrett Ruud
TE	81	Alex Smith	OLB	55	Derrick Brooks
WR	88	John Gilmore	LCB	31	Phillip Buchanon
TE	89	Antonio Bryant	RCB	20	Ronde Barber
QB	7	Jeff Garcia	SS	23	Jermaine Phillips
RB	34	Earnest Graham	FS	36	Tanard Jackson

## 2009

## RECORD: 3-13 HEAD COACH: RAHEEM MORRIS

DATE	W/L	SCORE	OPPONENT	ATT.
9/13	L	21-34	DALLAS	63,806
9/20	L	20-33	at Buffalo	70,318
9/27	L	0-24	N.Y. GIANTS	63,689
10/4	L	13-16	at Washington	86,412
10/11	L	14-33	at Philadelphia	69,144
10/18	L	21-28	CAROLINA	62,422
10/25	L	7-35	NEW ENGLAND (London)	84,254
11/8	W	38-28	Green Bay	62,994
11/15	L	23-25	at Miami	66,085
11/22	L	7-38	New Orleans	62,720
11/29	L	17-20	at Atlanta	67,029
12/6	L	6-16	at Carolina	72,455
12/13	L	3-26	N.Y. Jets	62,731
12/20	W	24-7	at Seattle	67,011
12/27	W	20-17 (ot)	at New Orleans	70,021
1/3	L	10-20	Atlanta	62,578

		BUCS	OPP
<b>TOTAL FIRST DOWNS</b>			
Rushing		246	324
Passing		80	129
Penalty		148	171
3rd Down: Made/Att		18	24
4th Down: Made/Att		71/218 (32.6%)	86/214 (40.2%)
POSSESSION AVG.		28:31	31:29
TOTAL NET YARDS		4,600	5,849
Avg. Per Game		287.5	365.6
Total Plays		961	1039
Avg. Per Play		4.8	5.6
NET YARDS RUSHING		1,627	2,531
Avg. Per Game		101.7	158.2
Total Rushes		404	529
NET YARDS PASSING		2,973	3,318
Avg. Per Game		185.8	207.4
Sacked/Yards Lost		33/161	28/166
Gross Yards		3,134	3,484
Attempts/Completions		524/279	482/301
Completion Pct.		53.2%	62.4%
Had Intercepted		29	19
PUNTS/AVERAGE		87/41.7	72/42.8
NET PUNTING AVG.		36.3	35.3
PENALTIES/YARDS		93/696	80/731
FUMBLES/BALL LOST		25/5	18/10
TOUCHDOWNS		28	46
Rushing		5	16
Passing		18	28
Returns		5	2

BY QUARTERS	1	2	3	4	OT	TOT
<b>BUCCANEERS</b>	34	73	38	96	3	244
<b>OPPONENTS</b>	108	118	74	100	0	400

SCORING	TD	R	P	RT	PAT	2-PT.	FG	S	PTS
C. Barth	0	0	0	0	12/12	0	14/19	0	54
C. Williams	7	4	3	0	0/0	0	0/0	0	42
K. Winslow	5	0	5	0	0/0	0	0/0	0	30
A. Bryant	4	0	4	0	0/0	0	0/0	0	24
D. Ward	3	1	2	0	0/0	0	0/0	0	18
S. Stroughter	2	0	1	1	0/0	0	0/0	0	12
T. Jackson	2	0	0	2	0/0	0	0/0	0	12
M. Nugent	0	0	0	0	6/6	0	2/6	0	12
<b>BUCCANEERS</b>	28	5	18	5	24/24	2	16/26	0	244
<b>OPPONENTS</b>	46	16	28	2	44/46	0	26/32	1	400

FIELD GOALS	1-19	20-29	30-39	40-49	50+	LG
C. Barth	0/0	2/2	4/6	5/7	3/4	54
M. Nugent	0/0	1/1	1/2	0/3	0/0	37
S. Andrus	0/0	0/0	0/0	0/1	0/0	-
<b>BUCCANEERS</b>	0/0	3/3	5/8	5/11	3/4	54
<b>OPPONENTS</b>	0/0	9/10	6/7	10/13	1/2	51

RUSHING	NO	YDS	AVG	LG	TD
C. Williams	211	823	3.9	35	4
D. Ward	114	409	3.6	28	1
J. Freeman	30	161	5.4	20	0
J. Johnson	22	148	6.7	29	0
E. Graham	14	66	4.7	17	0
C. Smith	4	7	1.8	4	0
K. Winslow	1	7	7.0	7	0
B. Leftwich	6	6	1.0	4	0
<b>BUCCANEERS</b>	404	1,627	4.0	35	5
<b>OPPONENTS</b>	529	2,531	4.8	45	16

PASSING	ATT.	CMP.	YDS.	CMP%	YDS/ATT	TD	3%	INT	INT%	LONG	SK/LOST	RTG
J. Freeman	290	158	1,855	54.5%	6.4	10	4.0%	18	6.2%	42t	20/102	59.8
J. Johnson	125	63	685	50.4%	5.5	4	3.2%	8	6.4%	35	11/59	50.9
B. Leftwich	107	58	594	54.2%	5.6	4	3.7%	3	2.8%	47	2/0	71.2
M. Clayton	1	0	0	0.0%	0.0	0	0.0%	0	0.0%	0	0/0	39.6
D. Johnson	1	0	0	0.0%	0.0	0	0.0%	0	0.0%	0	0/0	39.6
<b>BUCCANEERS</b>	524	279	3,134	53.2%	6.0	18	3.4%	29	5.5%	47	33/161	59.8
<b>OPPONENTS</b>	482	301	3,484	62.4%	7.2	28	5.8%	19	3.9%	80t	28/166	87.2

RECEIVING	NO	YDS	AVG	LG	TD
K. Winslow	77	884	11.5	42t	5
A. Bryant	39	600	15.4	42t	4
S. Stroughter	31	334	10.8	35	1
C. Williams	28	217	7.8	22t	3
M. Stovall	24	166	15.3	38	1
D. Ward	20	150	7.5	38	2
M. Clayton	16	230	14.4	47	1
J. Stevens	15	130	8.7	17	1
E. Graham	14	109	7.8	16	0
B. Clark	6	65	10.8	17	0
J. Gilmore	3	23	7.7	9	0
C. Smith	2	4	2.0	3	0
B. Askew	2	3	1.5	4	0
D. Penn	1	15	15.0	15	0
C. Pressley	1	2	2.0	2	0
J. Freeman	0	1	0	1	0
J. Zutah	0	1	0	1	0

BUCCANEERS	279	3,134	11.2	47	18
OPPONENTS	301	3,484	11.6	80t	28

INTERCEPTIONS	NO	YDS	AVG	LG	TD
A. Talib	5	99	19.8	32	0
T. Jackson	5	86	17.2	35t	2
E. Mack	3	36	12.0	36	0
G. Hayes	2	21	10.5	20	0
S. Piscitelli	2	7	3.5	4	0
B. Ruud	1	23	23.0	21	0
Q. Black	1	3	3.0	3	0
<b>BUCCANEERS</b>	19	275	14.5	36	2
<b>OPPONENTS</b>	29	492	17.0	76t	2

TACKLES	SOLO	ASST.	TOTAL
B. Ruud	122	83	205
G. Hayes	90	46	136
R. Barber	67	26	93
Q. Black	58	35	93
S. Piscitelli	71	20	91

SACKS	NO	YARDS	SPECIAL TEAM TACKLES
S. White	6.5	N. Koutouvides	18
J. Wilkerson	6.0	T. Cox	17
T. Crowder	3.5	A. Hayward	15
G. Hayes	3.0	Q. Black	14
R. Barber	2.0	B. Clark	13
R. Miller	2.0	M. Stovall	8

BUCCANEERS	28.0
OPPONENTS	33.0

PUNTING	NO	YDS	AVG	NET	TB	IN20	LG	BK
D. Johnson	62	2,558	41.3	36.7	3	16	63	0
S. Paulescu	24	1,022	42.6	35.5	5	8	61	0
C. Barth	1	46	46.0	28.0	0	0	46	0
<b>BUCCANEERS</b>	87	3,626	41.7	36.3	8	24	63	0
<b>OPPONENTS</b>	70	3,083	42.8	35.3	4	22	63	2

PUNT RETURNS	RET	FC	YDS	AVG	LONG	TD
C. Smith	23	8	232	10.1	21	0
S. Stroughter	12	0	119	9.9	33	0
M. Spurlock	3	0	90	30.0	77t	1
<b>BUCCANEERS</b>	40	10	462	11.6	77t	1
<b>OPPONENTS</b>	38	17	311	8.2	34	0

KICKOFF RETURNS	RET	YDS	AVG	LONG	TD
C. Smith	31	902	29.1	83	0
S. Stroughter	11	324	29.5	97t	1
M. Spurlock	8	170	21.3	32	0
<b>BUCCANEERS</b>	62	1,630	26.3	97t	1
<b>OPPONENTS</b>	46	878	19.1	37	0

USUAL STARTING LINEUP	OFFENSE:	DEFENSE:
WR 80 Michael Clayton	LE 97 Jimmy Wilkerson	
LT 70 Donald Penn	DT 95 Chris Hovan	
LG 76 Jeremy Zutah	DT 98 Ryan Sims	
C 52 Jeff Faine	RE 91 Stylez G. White	
RG 75 Davin Joseph	OLB 58 Quincy Black	
TE 65 Jeremy Trueblood	MLB 51 Barrett Ruud	
RT 82 Kellen Winslow	OLB 54 Geno Hayes	
TE 86 Jerramy Stevens	LCB 25 Acib Talib	
WR 89 Antonio Bryant	RCB 20 Ronde Barber	
QB 5 Josh Freeman	SS 21 Sabby Piscitelli	
RB 24 Carnell Williams	FS 36 Tanard Jackson	

## 2010

DATE	W/L	SCORE	OPPONENT	ATT.
9/12	W	17-14	CLEVELAND	47,211
9/19	W	20-7	at Carolina	72,577
9/26	L	13-38	PITTSBURGH	61,036
10/10	W	24-21	at Cincinnati	63,888
10/17	L	6-31	NEW ORLEANS	51,759
10/24	W	18-17	ST. LOUIS	42,020
10/31	W	38-35	at Arizona	61,857
11/7	L	21-27	at Atlanta	67,266
11/14	W	31-16	CAROLINA	44,264
11/21	W	21-0	at San Francisco	69,732
11/28	L	10-17	at Baltimore	70,989
12/5	L	24-28	ATLANTA	53,955
12/12	W	17-16	at Washington	66,124
12/19	L	20-23 (ot)	DETROIT	47,692
12/26	W	38-15	SEATTLE	46,576
1/2	W	23-13	at New Orleans	70,068

	BUCS	OPP
<b>TOTAL FIRST DOWNS</b>	288	307
Rushing	97	118
Passing	172	171
Penalty	19	18
3rd Down: Made/Att	89/211 (42.2%)	92/213 (43.2%)
4th Down: Made/Att	10/14 (71.4%)	9/17 (52.9%)
<b>POSSESSION AVG.</b>	30:39	29:21
<b>TOTAL NET YARDS</b>	5,362	5,323
Avg. Per Game	335.1	332.7
Total Plays	955	991
Avg. Per Play	5.6	5.4
<b>NET YARDS RUSHING</b>	2,001	2,107
Avg. Per Game	125.1	131.7
Total Rushes	431	444
<b>NET YARDS PASSING</b>	3,361	3,216
Avg. Per Game	210.1	201.0
Sacked/Yards Lost	30/203	26/143
Gross Yards	3,564	3,359
Attempts/Completions	494/306	521/307
Completion Pct.	61.9%	58.9%
Had Intercepted	6	19
<b>PUNTS/AVERAGE</b>	76/40.2	72/40.5
<b>NET PUNTING AVG.</b>	35.5	35.9
<b>PENALTIES/YARDS</b>	100/837	79/676
<b>FUMBLES/BALL LOST</b>	24/13	17/9
<b>TOUCHDOWNS</b>	39	38
Rushing	9	12
Passing	26	23
Returns	4	3

BY QUARTERS	1	2	3	4	OT	TOT
<b>BUCCANEERS</b>	43	127	70	101	0	341
<b>OPPONENTS</b>	73	126	53	63	3	318

SCORING	TD	R	P	RT	PAT	2-PT.	FG	S	PTS
C. Barth	0	0	0	0	36/36	0	23/28	0	105
M. Williams	11	0	11	0	0/0	0	0/0	0	66
L. Blount	6	6	0	0	0/0	0	0/0	0	36
K. Winslow	5	0	5	0	0/0	0	0/0	0	30
C. Williams	3	2	1	0	0/0	0	0/0	0	18
M. Spurlock	3	0	2	1	0/0	0	0/0	0	18
A. Benn	2	0	2	0	0/0	0	0/0	0	12
E. Graham	2	1	1	0	0/0	0	0/0	0	12
<b>BUCCANEERS</b>	<b>39</b>	<b>9</b>	<b>26</b>	<b>4</b>	<b>36/36</b>	<b>1</b>	<b>23/28</b>	<b>0</b>	<b>341</b>
<b>OPPONENTS</b>	<b>38</b>	<b>12</b>	<b>23</b>	<b>3</b>	<b>35/35</b>	<b>2</b>	<b>17/21</b>	<b>0</b>	<b>318</b>

FIELD GOALS	1-19	20-29	30-39	40-49	50+	LG
C. Barth	0/0	6/6	10/10	6/10	1/2	53
<b>BUCCANEERS</b>	<b>0/0</b>	<b>6/6</b>	<b>10/10</b>	<b>6/10</b>	<b>1/2</b>	<b>53</b>
<b>OPPONENTS</b>	<b>0/0</b>	<b>6/7</b>	<b>5/7</b>	<b>6/6</b>	<b>0/1</b>	<b>48</b>

RUSHING	NO	YDS	AVG	LG	TD
L. Blount	201	1,007	5.0	53	6
C. Williams	125	437	3.5	45t	2
J. Freeman	68	364	5.4	33	0
E. Graham	20	99	5.0	61	1
J. Johnson	4	39	9.8	14	0
A. Benn	6	35	5.8	17	0
K. Huggins	4	11	2.8	7	0
P. Parker	1	7	7.0	7	0
S. Stroughter	1	2	2.0	2	0
K. Lumpkin	1	0	0.0	0	0
<b>BUCCANEERS</b>	<b>431</b>	<b>2,001</b>	<b>4.6</b>	<b>61</b>	<b>9</b>
<b>OPPONENTS</b>	<b>444</b>	<b>2,107</b>	<b>4.7</b>	<b>54</b>	<b>12</b>

PASSING	ATT.	CMP.	YDS.	CMP%	YDS/ATT
J. Freeman	474	291	3,451	61.4%	7.3
J. Johnson	16	14	111	87.5%	6.9
E. Graham	1	1	2	100.0%	2.0
M. Spurlock	3	0	0	0.0%	0.0
<b>BUCCANEERS</b>	<b>494</b>	<b>306</b>	<b>3,564</b>	<b>61.9%</b>	<b>7.2</b>
<b>OPPONENTS</b>	<b>521</b>	<b>307</b>	<b>3,359</b>	<b>58.9%</b>	<b>6.4</b>

## RECORD: 10-6 HEAD COACH: RAHEEM MORRIS

RECEIVING	NO	YDS	AVG	LG	TD
K. Winslow	66	730	11.1	41t	5
M. Williams	65	964	14.8	58t	11
C. Williams	46	355	7.7	20	1
A. Benn	25	395	15.8	64	2
S. Stroughter	24	239	10.0	27	0
M. Spurlock	17	250	14.7	43	2
E. Graham	16	130	8.1	46	1
J. Gilmore	13	160	12.3	30	1
M. Stovall	7	81	11.6	38	1
D. Briscoe	6	93	15.5	54	1
R. Purvis	5	38	7.6	12	0
L. Blount	5	14	2.8	7	0
P. Parker	4	42	10.5	21	0
J. Stevens	3	43	14.3	22	0
K. Lumpkin	3	12	12.0	12	0
E. Lorig	1	10	10.0	10	0
K. Huggins	1	7	7.0	7	0
D. Penn	1	1	1.0	1t	1

<b>BUCCANEERS</b>	<b>306</b>	<b>3,564</b>	<b>11.6</b>	<b>64</b>	<b>26</b>
<b>OPPONENTS</b>	<b>307</b>	<b>3,359</b>	<b>10.9</b>	<b>65t</b>	<b>23</b>

INTERCEPTIONS	NO	YDS	AVG	LG	TD
A. Talib	6	91	15.2	45t	1
R. Barber	3	98	32.7	64	0
C. Grimm	2	24	12.0	13	1
S. Jones	1	45	45.0	31	0
G. Hayes	1	41	41.0	41t	1
S. Piscitelli	1	31	31.0	31	0
Q. Black	1	4	4.0	4	0
L. Asante	1	4	4.0	4	0
B. Roud	1	1	1.0	1	0
C. Lynch	1	0	0.0	0	0
E. Biggers	1	0	0.0	0	0

<b>BUCCANEERS</b>	<b>19</b>	<b>339</b>	<b>17.8</b>	<b>64</b>	<b>3</b>
<b>OPPONENTS</b>	<b>6</b>	<b>153</b>	<b>25.5</b>	<b>79t</b>	<b>1</b>

TACKLES	SOLO	ASST.	TOTAL
B. Roud	98	63	161
G. Hayes	78	26	104
R. Barber	88	14	102
S. Jones	66	23	89
Q. Black	52	36	88

SACKS	SPECIAL TEAM TACKLES		
S. White	4.5	A. Hayward	20
G. Hayes	4.0	D. Watson	19
T. Crowder	3.0	C. Lynch	18
G. McCoy	3.0	N. Koutouvides	14

<b>BUCCANEERS</b>	<b>26.0</b>		
<b>OPPONENTS</b>	<b>30.0</b>		

PUNTING	NO	YDS	AVG	NET	TB	IN20	LG	BK
R. Malone	52	2,160	41.5	36.5	5	17	64	0
C. Bryan	23	860	37.4	34.3	0	7	57	0
C. Barth	1	33	33.0	1.0	0	0	33	0

<b>BUCCANEERS</b>	<b>76</b>	<b>3,053</b>	<b>40.2</b>	<b>35.5</b>	<b>6</b>	<b>24</b>	<b>64</b>	<b>0</b>
<b>OPPONENTS</b>	<b>72</b>	<b>2,917</b>	<b>40.5</b>	<b>35.9</b>	<b>7</b>	<b>25</b>	<b>72</b>	<b>0</b>

PUNT RETURNS	RET	FC	YDS	AVG	LONG	TD
M. Spurlock	28	16	193	6.9	23	0
<b>BUCCANEERS</b>	<b>30</b>	<b>16</b>	<b>193</b>	<b>6.4</b>	<b>23</b>	<b>0</b>
<b>OPPONENTS</b>	<b>32</b>	<b>17</b>	<b>232</b>	<b>7.3</b>	<b>37</b>	<b>0</b>

KICKOFF RETURNS	RET	YDS	AVG	LONG	TD
M. Spurlock	44	1129	25.7	89t	1
P. Parker	10	178	17.8	37	0
S. Stroughter	3	79	26.3	30	0

<b>BUCCANEERS</b>	<b>57</b>	<b>1,386</b>	<b>24.3</b>	<b>89t</b>	<b>1</b>
<b>OPPONENTS</b>	<b>75</b>	<b>1,554</b>	<b>20.7</b>	<b>102t</b>	<b>1</b>

USUAL STARTING LINEUP		DEFENSE:	
WR 19	Mike Williams	LE 96	Tim Crowder
LT 70	Donald Penn	DT 93	Cerald McCoy
LG 62	Ted Larsen	DT 90	Roy Miller
C 52	Ieff Faine	RE 91	Shyler G. White
RG 75	Davin Joseph	OLB 58	Quincy Black
RT 77	James Lee	MLB 51	Barrett Roud
TE 82	Kellen Winslow	OLB 54	Geno Hayes
TE 88	John Gilmore	CLB 25	Aqib Talib
WR 17	Arrelious Benn	RCB 20	Ronde Barber
QB 5	Josh Freeman	SS 26	Sean Jones
RB 24	Carnell Williams	FS 35	Cody Grimm

TD	TD%	INT	INT%	LONG	SK/LOST	RTG	
25	5.3%	6	1.3%	64	28/195	95.9	
0	0.0%	0	0.0%	22	2/8	95.6	
1	100.0%	0	0.0%	2t	0/0	118.8	
0	0.0%	0	0.0%	0	0/0	39.6	
<b>BUCCANEERS</b>	<b>26</b>	<b>5.3%</b>	<b>6</b>	<b>1.2%</b>	<b>64</b>	<b>30/203</b>	<b>96.2</b>
<b>OPPONENTS</b>	<b>23</b>	<b>4.4%</b>	<b>19</b>	<b>3.6%</b>	<b>65t</b>	<b>26/143</b>	<b>77.6</b>

2011

RECORD: 4-12 HEAD COACH: RAHEEM MORRIS

DATE	W/L	SCORE	OPPONENT	ATT.
9/11	L	20-27	DETROIT	51,274
9/18	W	24-20	at Minnesota	62,461
9/25	W	16-13	ATLANTA	46,995
10/3	W	24-17	INDIANAPOLIS	63,972
10/9	L	3-48	at San Francisco	69,732
10/16	W	26-20	NEW ORLEANS	56,590
10/23	L	18-24	CHICAGO	76,981
11/6	L	16-27	at New Orleans	73,043
11/13	L	9-37	HOUSTON	56,037
11/20	L	26-35	at Green Bay	70,498
11/27	L	17-23	at Tennessee	69,143
12/4	L	19-38	CAROLINA	56,270
12/11	L	14-41	at Jacksonville	62,562
12/17	L	15-31	DALLAS	65,162
12/24	L	16-48	at Carolina	70,363
1/1	L	24-45	at Atlanta	68,167

	BUCS	OPP
TOTAL FIRST DOWNS	277	356
Rushing	74	135
Passing	180	188
Penalty	23	33
3rd Down: Made/Att	76/206 (36.9%)	73/185 (39.5%)
4th Down: Made/Att	8/21 (38.1%)	9/13 (69.2%)
POSSESSION AVG.	29.01	30.59
TOTAL NET YARDS	5,108	6,311
Avg. Per Game	319.3	394.4
Total Plays	966	1,002
Avg. Per Play	5.3	6.3
NET YARDS RUSHING	1,458	2,497
Avg. Per Game	91.1	156.1
Total Rushes	346	498
NET YARDS PASSING	3,650	3,814
Avg. Per Game	228.1	238.4
Sacked/Yards Lost	32/188	23/148
Gross Yards	3,838	3,962
Attempts/Completions	588/365	481/301
Completion Pct.	62.1%	62.6%
Had Intercepted	24	14
PUNTS/AVERAGE	67/45.1	58/43.4
NET PUNTING AVG.	40.3	37.7
PENALTIES/YARDS	123/1,007	95/786
FUMBLES/BALL LOST	30/16	21/10
TOUCHDOWNS	30	61
Rushing	9	26
Passing	17	30
Returns	4	5

BY QUARTERS	1	2	3	4	OT	TOT
BUCCANEERS	34	96	65	92	0	287
OPPONENTS	126	178	86	104	0	494

SCORING	TD	R	P	RT	PAT	2-PT.	FG	S	PTS
C. Barth	0	0	0	0	23-23	0	26-28	0	101
D. Briscoe	6	0	6	0	0-0	0	0-0	0	36
L. Blount	5	5	0	0	0-0	0	0-0	0	30
J. Freeman	4	4	0	0	0-0	0	0-0	0	24
A. Benn	3	0	3	0	0-0	0	0-0	0	18
P. Parker	3	0	3	0	0-0	0	0-0	0	18
M. Williams	3	0	3	0	0-0	0	0-0	0	18
K. Winslow	2	0	2	0	0-0	2	0-0	0	16
A. Talib	2	0	0	2	0-0	0	0-0	0	12
E. Mack	1	0	0	1	0-0	0	0-0	0	6
D. Watson	1	0	0	1	0-0	0	0-0	0	6
R. Barber	0	0	0	0	0-0	0	0-0	1	2
BUCCANEERS	30	9	17	4	23-23	2-7	26-28	1	287
OPPONENTS	61	26	30	5	59-60	0-1	23-29	0	494

RUSHING	NO	YDS	AVG	LG	TD
L. Blount	184	781	4.2	54t	5
J. Freeman	55	238	4.3	25	4
E. Graham	37	206	5.6	34	0
K. Lumpkin	31	105	3.4	19	0
J. Johnson	11	67	6.1	14	0
M. Madu	15	55	3.7	15	0
A. Bradford	5	13	2.6	4	0
M. Williams	1	3	3.0	3	0
P. Parker	1	-3	-3.0	-3	0
A. Benn	6	-7	-1.2	9	0
BUCCANEERS	346	1,458	4.2	54t	9
OPPONENTS	498	2,497	5.0	81t	26

PASSING	ATT.	CMP.	YDS.	CMP%	YDS/ATT	TD	TD%	INT	INT%	LONG	SK/LOST	RTG
J. Freeman	551	346	3592	62.8%	6.5	16	2.9%	22	4.0%	65t	29/164	74.6
J. Johnson	36	19	246	52.8%	6.8	1	2.8%	2	5.6%	42	3/24	60.7
M. Spurlock	1	0	0	0.0%	0.0	0	0.0%	0	0.0%	0	0/0	39.6
BUCCANEERS	588	365	3838	62.1%	6.5	17	2.9%	24	4.1%	65t	32/188	73.7
OPPONENTS	481	301	3962	62.6%	8.2	30	6.2%	14	2.9%	91t	23/148	97.2

RECEIVING	NO	YDS	AVG	LG	TD
K. Winslow	75	763	10.2	37	2
M. Williams	65	771	11.9	42	3
K. Lumpkin	41	291	7.1	16	0
P. Parker	40	554	13.9	51	3
D. Briscoe	35	387	11.1	46	6
A. Benn	30	441	14.7	65t	3
E. Graham	26	163	6.3	19	0
L. Blount	15	148	9.9	35	0
L. Stocker	12	92	7.7	24	0
M. Madu	10	72	7.2	15	0
E. Lorig	6	53	8.8	22	0
S. Stroughter	4	52	13.0	29	0
Z. Pianto	4	40	10.0	15	0
M. Spurlock	2	13	6.5	7	0
BUCCANEERS	365	3,838	10.5	65t	17
OPPONENTS	301	3,962	13.2	91t	30

INTERCEPTIONS	NO	YDS	AVG	LG	TD
R. Barber	3	12	4.0	12	0
T. Jackson	2	59	29.5	43	0
A. Talib	2	55	27.5	28t	2
E. Mack	2	47	23.5	40t	1
C. Lynch	1	14	14.0	14	0
G. Hayes	1	8	8.0	8	0
E. Biggers	1	0	0.0	0	0
M. Foster	1	0	0.0	0	0
Q. Black	1	0	0.0	0	0
BUCCANEERS	14	195	13.9	43	3
OPPONENTS	24	266	11.1	32	2

TACKLES	SOLO	ASST.	TOTAL
M. Foster	74	52	126
S. Jones	78	14	92
G. Hayes	56	30	86
R. Barber	70	7	77
Q. Black	52	23	75

SACKS	SPECIAL TEAM TACKLES		
A. Clayborn	7.5	A. Hayward	10
M. Bennett	4.0	C. Lynch	7
B. Price	3.0	E. Biggers	7
M. Foster	2.0	D. Watson	6
D. Bowers	1.5	E. Lorig	6

BUCCANEERS	23.0
OPPONENTS	32.0

PUNTING	NO	YDS	AVG	NET	TB	IN20	LG	BK
M. Koenen	67	3,023	45.1	40.3	3	24	65	0
BUCCANEERS	67	3,023	45.1	40.3	3	24	65	0
OPPONENTS	58	2,518	43.4	37.7	5	17	63	0

PUNT RETURNS	RET	FC	YDS	AVG	LONG	TD
P. Parker	23	13	210	9.1	34	0
M. Spurlock	6	1	21	3.5	15	0
BUCCANEERS	29	14	231	8.0	34	0
OPPONENTS	36	14	266	7.4	55	0

KICKOFF RETURNS	RET	YDS	AVG	LONG	TD
S. Stroughter	20	540	27.0	78	0
P. Parker	20	439	22.0	45	0
M. Spurlock	2	33	16.5	21	0
D. Briscoe	1	12	12.0	12	0
BUCCANEERS	46	1,024	22.3	78	0
OPPONENTS	25	570	22.8	84t	1

FIELD GOALS	1-19	20-29	30-39	40-49	50+	LG
C. Barth	0/0	5/5	6/6	13/14	2/3	55
BUCCANEERS	0/0	5/5	6/6	13/14	2/3	53
OPPONENTS	1/1	12/13	7/8	2/6	1/1	52

USUAL STARTING LINEUP	DEFENSE:
WR 19 Mike Williams	LE 71 Michael Bennett
LT 70 Donald Penn	DT 93 Gerald McCoy
LG 76 Jeremy Zuttah	DT 92 Brian Price
C 52 Jeff Faine	RE 94 Adrian Clayborn
RG 75 Davin Joseph	OLB 58 Quincy Black
RT 65 Jeremy Trueblood	MLB 59 Mason Foster
TE 82 Kellen Winslow	OLB 54 Geno Hayes
TE 88 Luke Stocker	LCB 25 Aquib Talib
WR 17 Arrelious Benn	RCB 20 Ronde Barber
QB 5 Josh Freeman	SS 26 Sean Jones
RB 27 LeGarrette Blount	FS 36 Tanard Jackson

DATE	W/L	SCORE	OPPONENT	ATT.
9/9	W	16-10	CAROLINA	51,533
9/16	L	34-41	at N.Y. Giants	76,964
9/23	L	10-16	at Dallas	81,984
9/30	L	22-24	WASHINGTON	58,191
10/14	W	38-10	KANSAS CITY	46,500
10/21	L	28-35	NEW ORLEANS	58,906
10/25	W	36-17	at Minnesota	60,860
11/4	W	42-32	at Oakland	52,055
11/11	W	34-24	SAN DIEGO	54,813
11/18	W	27-21	at Carolina (OT)	72,603
11/25	L	23-24	ATLANTA	54,400
12/2	L	23-31	at Denver	76,432
12/9	L	21-23	PHILADELPHIA	64,941
12/16	L	0-41	at New Orleans	73,096
12/23	L	13-28	ST. LOUIS	51,535
12/30	W	22-17	at Atlanta	69,644

RECEIVING	NO	YDS	AVG	LG	TD
Jackson	72	1,384	19.2	95	8
Williams	63	996	15.8	65	9
Martin	49	472	9.5	64	1
Clark	47	435	9.3	33	4
Underwood	28	425	15.2	62	2
Stocker	16	165	10.3	33	1
Ware	14	100	7.1	23	0
Lorig	12	83	6.9	16	1
Benn	4	26	6.5	9	0
Byham	3	18	6.0	10	1
Owusu, C.	1	24	24.0	24	0
Stroughter	1	14	14.0	14	0
Blount	1	2	2.0	2	0
<b>BUCCANEERS</b>	<b>311</b>	<b>4,144</b>	<b>13.3</b>	<b>95</b>	<b>27</b>
<b>OPPONENTS</b>	<b>410</b>	<b>4,951</b>	<b>12.1</b>	<b>80t</b>	<b>30</b>

	BUCS	OPP
TOTAL FIRST DOWNS	301	329
Rushing	89	75
Passing	188	226
Penalty	24	28
3rd Down: Made/Att.	76/212 (35.8%)	88/219 (40.2%)
4th Down: Made/Att.	7/17 (41.2%)	6/14 (42.9%)
POSSESSION AVG.	30:11	29:49

INTERCEPTIONS	NO	YDS	AVG	LG	TD
R. Barber	4	150	40.0	78t	1
L. Johnson	3	86	28.7	83t	1
A. Black	2	34	17.0	34	0
E. Wright	1	60	60.0	60t	1
B. McDonald	1	40	40.0	40	0
L. David	1	27	27.0	27	0
M. Barron	1	12	12.0	12	0
E. Biggers	1	0	0.0	0	0
M. Foster	1	0	0.0	0	0
D. Gorrier	1	0	0.0	0	0
L. Lewis	1	0	0.0	0	0
A. Talib	1	0	0.0	0	0
<b>BUCCANEERS</b>	<b>18</b>	<b>419</b>	<b>23.3</b>	<b>83t</b>	<b>3</b>
<b>OPPONENTS</b>	<b>17</b>	<b>269</b>	<b>15.8</b>	<b>74t</b>	<b>3</b>

	BUCS	OPP
TOTAL NET YARDS	5820	6078
Avg. Per Game	363.8	379.9
Total Plays	1,008	1,031
Avg. Per Play	5.8	5.9
NET YARDS RUSHING	1,837	1,320
Avg. Per Game	114.8	82.5
Total Rushes	416	377
NET YARDS PASSING	3,983	4,758
Avg. Per Game	248.9	297.4
Sacked/Yards Lost	26/161	27/193
Gross Yards	4,144	4,951
Att./Completions	566/311	627/410
Completion Pct.	54.9	65.4
Had Intercepted	17	18

TACKLES	SOLO	ASST.	TOTAL
L. David	112	27	139
M. Foster	80	24	104
R. Barber	70	21	91
M. Barron	72	17	89
E. Biggers	39	9	48

PUNTS/AVERAGE	BUCS	OPP
PUNT NETTING/AVERAGE	77/44.7	79/45.1
PENALTIES/YARDS	101/819	103/851
FUMBLE/FUMBLES LOST	16/6	16/8
TOUCHDOWNS	44	48
Rushing	13	13
Passing	27	30
Returns	4	5

SACKS	SPECIAL TEAM TACKLES			
M. Bennett	9.0	E. Lorig		7
G. McCoy	5.0	D. Watson		7
D. Te'o-Nesheim	4.0	A. Economos		6
D. Bowers	3.0	A. Hayward		6
<b>BUCCANEERS</b>	<b>23.0</b>	<b>6</b>		
<b>OPPONENTS</b>	<b>32.0</b>	<b>6</b>		

BY QUARTERS	1	2	3	4	OT	TOT
<b>BUCCANEERS</b>	<b>94</b>	<b>77</b>	<b>88</b>	<b>124</b>	<b>6</b>	<b>389</b>
<b>OPPONENTS</b>	<b>71</b>	<b>127</b>	<b>73</b>	<b>123</b>	<b>0</b>	<b>394</b>

PUNTING	NO	YDS	AVG	NET	TB	IN20	LG	BK
M. Koenen	76	3,440	45.3	37.4	6	22	64	1
<b>BUCCANEERS</b>	<b>77</b>	<b>3,440</b>	<b>44.7</b>	<b>37.4</b>	<b>6</b>	<b>22</b>	<b>64</b>	<b>1</b>
<b>OPPONENTS</b>	<b>79</b>	<b>3,563</b>	<b>45.1</b>	<b>40.0</b>	<b>4</b>	<b>21</b>	<b>66</b>	<b>3</b>

SCORING	TD	R	P	RT	PAT	2-PT.	FG	S	PTS
C. Barth	0	0	0	39-39	0	28-33	0	123	
D. Martin	12	11	1	0-0	0	0-0	0	72	
M. Williams	9	0	9	0-0	0	0-0	0	54	
V. Jackson	8	0	8	0-0	1	0-0	0	50	
D. Clark	4	0	4	0-0	0	0-0	0	24	
L. Blount	2	2	0	0-0	0	0-0	0	12	
T. Underwood	2	0	2	0-0	0	0-0	0	12	
R. Barber	1	0	0	1-0	0	0-0	0	6	
N. Byham	1	0	0	1-0	0	0-0	0	6	
A. Hayward	1	0	0	1-0	0	0-0	0	6	
L. Johnson	1	0	0	1-0	0	0-0	0	6	
E. Lorig	1	0	0	1-0	0	0-0	0	6	
L. Stocker	1	0	0	1-0	0	0-0	0	6	
E. Wright	1	0	0	1-0	0	0-0	0	6	
<b>BUCCANEERS</b>	<b>44</b>	<b>13</b>	<b>27</b>	<b>4</b>	<b>39-39</b>	<b>1-4</b>	<b>0-0</b>	<b>0</b>	<b>389</b>
<b>OPPONENTS</b>	<b>48</b>	<b>13</b>	<b>30</b>	<b>5</b>	<b>45-45</b>	<b>2-3</b>	<b>19-28</b>	<b>0</b>	<b>394</b>

PUNT RETURNS	RET	FC	YDS	AVG	LONG	TD
R. Parrish	30	15	298	9.9	39	0
J. Shipley	3	1	10	3.3	9	0
S. Stroughter	3	3	16	5.3	13	0
<b>BUCCANEERS</b>	<b>36</b>	<b>19</b>	<b>324</b>	<b>9.0</b>	<b>39</b>	<b>0</b>
<b>OPPONENTS</b>	<b>40</b>	<b>16</b>	<b>440</b>	<b>11.0</b>	<b>45</b>	<b>0</b>

RUSHING	NO	YDS	AVG	LG	TD
D. Martin	319	1,454	4.6	70t	11
L. Blount	41	151	3.7	35	2
J. Freeman	39	139	3.6	13	0
D. Ware	11	51	4.6	17	0
K. Tandy	1	18	18.0	18	0
A. Benn	3	16	5.3	9	0
P. Parker	1	7	7.0	7	0
T. Underwood	1	1	1.0	1	0
<b>BUCCANEERS</b>	<b>416</b>	<b>1,837</b>	<b>4.4</b>	<b>70t</b>	<b>13</b>
<b>OPPONENTS</b>	<b>377</b>	<b>1,320</b>	<b>3.5</b>	<b>64t</b>	<b>13</b>

KICKOFF RETURNS	RET	YDS	AVG	LONG	TD
A. Benn	13	306	23.5	55	0
L. Lewis	5	106	21.2	33	0
R. Parrish	4	86	21.5	25	0
M. Smith	3	55	18.3	23	0
T. Underwood	2	47	23.5	25	0
D. Ware	2	25	12.5	18	0
A. Black	1	3	3.0	3	0
V. Jackson	1	2	2.0	2	0
<b>BUCCANEERS</b>	<b>31</b>	<b>630</b>	<b>20.3</b>	<b>55</b>	<b>0</b>
<b>OPPONENTS</b>	<b>27</b>	<b>680</b>	<b>25.2</b>	<b>44</b>	<b>0</b>

PASSING	ATT.	CMP.	YDS.	CMP%	YDS/ATT	TD	TD%	INT	INT%	LONG	SK/LOST	RTG
Freeman	558	306	4,065	54.8	7.28	27	4.8	17	3.0	95	26/161	81.6
Orlovsky	7	4	51	57.1	7.29	0	0.0	0	0.0	24	0/0	80.1
Williams	1	1	28	100.0	28.00	0	0.0	0	0.0	28	0/0	118.8
<b>BUCCANEERS</b>	<b>566</b>	<b>311</b>	<b>4,144</b>	<b>54.9</b>	<b>7.32</b>	<b>27</b>	<b>4.8</b>	<b>17</b>	<b>3.0</b>	<b>95</b>	<b>26/161</b>	<b>81.8</b>
<b>OPPONENTS</b>	<b>627</b>	<b>410</b>	<b>4,951</b>	<b>65.4</b>	<b>7.90</b>	<b>30</b>	<b>4.8</b>	<b>18</b>	<b>2.9</b>	<b>80t</b>	<b>27/193</b>	<b>93.5</b>

FIELD GOALS	1-19	20-29	30-39	40-49	50+	LG
C. Barth	0-0	7-7	3-4	12-13	6-9	57
<b>BUCCANEERS</b>	<b>0-0</b>	<b>7-7</b>	<b>3-4</b>	<b>12-13</b>	<b>6-9</b>	<b>57</b>
<b>OPPONENTS</b>	<b>0-0</b>	<b>9-10</b>	<b>8-10</b>	<b>1-5</b>	<b>1-3</b>	<b>51</b>

USUAL STARTING LINEUP OFFENSE:	DEFENSE:					
WR 83 Vincent Jackson	LE 71 Michael Bennett	DT 70 Donald Penn	DE 90 Roy Miller	RE 50 Daniel Te'o-Nesheim	OLB 57 Adam Hayward	MLB 59 Mason Foster
LG 76 Jeremy Zuttah	DT 90 Roy Miller	RE 50 Daniel Te'o-Nesheim	OLB 57 Adam Hayward	MLB 59 Mason Foster	TE 44 Dallas Clark	OLB 54 Lavonte David
C 62 Led Larsen	RE 50 Daniel Te'o-Nesheim	OLB 57 Adam Hayward	MLB 59 Mason Foster	TE 88 Luke Stocker	LCB 31 E.J. Biggers	WR 19 Mike Williams
RG 79 Jaxon Meredith	OLB 57 Adam Hayward	MLB 59 Mason Foster	TE 88 Luke Stocker	LCB 31 E.J. Biggers	QB 25 Josh Freeman	SS 24 Mark Barron
RT 69 Demar Dotson	MLB 59 Mason Foster	TE 44 Dallas Clark	OLB 54 Lavonte David	WR 19 Mike Williams	SS 24 Mark Barron	RB 22 Doug Martin
TE 44 Dallas Clark	OLB 54 Lavonte David	WR 19 Mike Williams	SS 24 Mark Barron	QB 25 Josh Freeman	RB 22 Doug Martin	
TE 88 Luke Stocker	LCB 31 E.J. Biggers	QB 25 Josh Freeman	SS 24 Mark Barron			
WR 19 Mike Williams	RCB 21 Eric Wright					
QB 25 Josh Freeman	SS 24 Mark Barron					
RB 22 Doug Martin	FS 20 Ronde Barber					

PASSING	ATT.	CMP.	YDS.	CMP%	YDS/ATT	TD	TD%	INT	INT%	LONG	SK/LOST	RTG
Freeman	558	306	4,065	54.8	7.28	27	4.8	17	3.0	95	26/161	81.6
Orlovsky	7	4	51	57.1	7.29	0	0.0	0	0.0	24	0/0	80.1
Williams	1	1	28	100.0	28.00	0	0.0	0	0.0	28	0/0	118.8
<b>BUCCANEERS</b>	<b>566</b>	<b>311</b>	<b>4,144</b>	<b>54.9</b>	<b>7.32</b>	<b>27</b>	<b>4.8</b>	<b>17</b>	<b>3.0</b>	<b>95</b>	<b>26/161</b>	<b>81.8</b>
<b>OPPONENTS</b>	<b>627</b>	<b>410</b>	<b>4,951</b>	<b>65.4</b>	<b>7.90</b>	<b>30</b>	<b>4.8</b>					

**2013**

DATE	W/L	SCORE	OPPONENT	ATT.
9/8	L	17-18	at N.Y. Jets	76,957
9/15	L	14-16	NEW ORLEANS	60,870
9/22	L	3-23	at New England	68,756
9/29	L	10-13	ARIZONA	44,956
10/13	L	20-31	PHILADELPHIA	62,505
10/20	L	23-31	at Atlanta	69,522
10/24	L	13-31	CAROLINA	59,073
11/3	L	24-27	at Seattle	67,873
11/11	W	22-19	MIAMI	67,873
11/17	W	41-28	ATLANTA	55,360
11/24	W	24-21	at Detroit	62,098
12/1	L	6-27	at Carolina	72,795
12/8	W	27-6	BUFFALO	59,194
12/15	L	14-33	SAN FRANCISCO	64,142
12/22	L	13-23	at St. Louis	54,423
12/29	L	17-42	at New Orleans	73,150

	BUCS	OPP
TOTAL FIRST DOWNS	269	324
Rushing	75	95
Passing	157	190
Penalty	37	39
3rd Down: Made/Att.	69/221 31.2%	80/204 39.2%
4th Down: Made/Att.	8/22 36.4%	8/14 57.1%
POSSESSION AVG.	29:24	30:36
TOTAL NET YARDS	4,432	5,568
Avg. Per Game	277.0	348.0
Total Plays	981	1,020
Avg. Per Play	4.5	5.5

NET YARDS RUSHING		
Avg. Per Game	161.2	176.2
Total Rushes	100.8	110.1
Total Rushes	420	438
NET YARDS PASSING	2,820	3,806
Avg. Per Game	176.3	237.9
Sacked/Yards Lost	47/361	35/255
Gross Yards	3,181	4,061
Att./Completions	514/291	547/352
Completion Pct.	56.6	64.4
Had Intercepted	12	21
PUNTS/AVERAGE	87/44.2	68/44.1
NET PUNTING AVERAGE	38.3	39.0

PENALTIES/YARDS		
FUMBLES/FUMBLES LOST	121/1,136	105/1,012
TOUCHDOWNS	31	42
Rushing	6	10
Passing	22	30
Returns	3	2

BY QUARTERS	1	2	3	4	OT	TOT
BUCCANEERS	80	125	33	50	0	288
OPPONENTS	64	140	76	106	3	389

SCORING	TD	R	P	RT	PAT	2-PT.	FG	S	PTS
R. Lindell	0	0	0	0	31-31	0	23-29	0	100
V. Jackson	7	0	7	0	0-0	0	0-0	0	42
B. Rainey	6	5	1	0	0-0	0	0-0	0	36
T. Wright	5	0	5	0	0-0	0	0-0	0	30
T. Underwood	4	0	4	0	0-0	0	0-0	0	24
M. Foster	2	0	0	2	0-0	0	0-0	0	12
M. Williams	2	0	2	0	0-0	0	0-0	0	12
T. Crabtree	1	0	1	0	0-0	0	0-0	0	6
L. Johnson	1	0	0	1	0-0	0	0-0	0	6
D. Martin	1	1	0	0	0-0	0	0-0	0	6
K. Ogletree	1	0	1	0	0-0	0	0-0	0	6
D. Penn	1	0	1	0	0-0	0	0-0	0	6
L. David	1	0	0	0	0-0	0	0-0	1	2
BUCCANEERS	31	6	22	3	31-31	0-0	23-29	1	288
OPPONENTS	42	10	30	2	40-40	1-2	31-32	1	389

RUSHING	NO	YDS	AVG	LG	TD
B. Rainey	137	532	3.9	80t	5
D. Martin	127	456	3.6	28	1
M. James	60	295	4.9	24	0
B. Leonard	47	182	3.9	24	0
M. Glennon	27	37	1.4	16	0
M. Hill	9	23	2.6	10	0
D. Goldson	2	22	22.0	22	0
J. Freeman	5	20	4.0	13	0
S. Dawson	2	15	7.5	14	0
E. Page	2	14	7.0	19	0
J. Demps	1	14	14.0	14	0
T. Wright	2	2	2.0	2	0
V. Jackson	1	0	0.0	0	0
BUCCANEERS	420	1,612	3.8	80t	6
OPPONENTS	438	1,762	4.0	56	10

**RECORD: 4-12 HEAD COACH: GREG SCHIANO**

RECEIVING	NO	YDS	AVG	LG	TD
V. Jackson	78	1,224	15.7	60	7
T. Wright	54	571	10.6	36	5
B. Leonard	29	179	6.2	19	0
T. Underwood	29	440	18.3	85t	4
M. Williams	22	216	9.8	28	2
C. Owusu	13	114	8.8	20	0
D. Martin	12	66	5.5	13	0
E. Lorig	11	47	4.3	20	0
B. Rainey	11	27	2.5	11	0
M. James	10	43	4.3	20	0
K. Ogletree	8	70	8.8	20	1
E. Page	4	68	17.0	30	0
T. Crabtree	4	21	5.3	14	1
N. Byham	3	38	12.7	34	0
J. Demps	3	21	7.0	10	0
M. Hill	2	23	11.5	12	0
S. Dawson	2	12	6.0	9	0
D. Penn	1	1	1.0	1	1

BUCCANEERS	291	3,181	10.9	85t	22
OPPONENTS	352	4,061	11.5	80t	30

INTERCEPTIONS	NO	YDS	AVG	LG	TD
L. David	5	87	17.4	32	0
M. Foster	3	122	40.7	85t	2
K. Tandy	3	42	14.0	20	0
J. Banks	3	33	11.0	18	0
M. Barron	2	3	1.5	3	0
D. Revis	2	3	1.5	3	0
L. Johnson	1	48	48.0	48t	1
D. Goldson	1	0	0.0	0	0
D. Watson	1	0	0.0	0	0

BUCCANEERS	21	338	16.1	85t	3
OPPONENTS	12	135	11.3	38	0

TACKLES	SOLO	ASST.	TOTAL
L. David	105	39	144
M. Foster	62	28	90
M. Barron	70	18	88
D. Goldson	52	18	70
A. Clayborn	44	20	64

SACKS		SPECIAL TEAM TACKLES	
G. McCoy	9.5	A. Hayward	11
L. David	7.0	J. Casillas	9
A. Clayborn	5.5	R. Shepard	6

BUCCANEERS	35.0
OPPONENTS	47.0

PUNTING	NO	YDS	AVG	NET	TB	IN20	LG	BK
M. Koenen	87	3,846	44.2	38.3	6	19	62	0
BUCCANEERS	87	3,846	44.2	38.3	6	19	62	0
OPPONENTS	68	3,002	44.1	39.0	4	32	84	2

PUNT RETURNS	RET	FC	YDS	AVG	LONG	TD
E. Page	23	20	251	10.9	52	0
S. Dawson	1	0	17	17.0	17	0
BUCCANEERS	24	20	268	11.2	52	0
OPPONENTS	35	20	393	11.2	71	0

KICKOFF RETURNS	RET	YDS	AVG	LONG	TD
E. Page	22	548	24.9	44	0
J. Demps	4	93	23.3	29	0
S. Dawson	3	67	22.3	25	0
D. Martin	1	40	40.0	40	0
K. Ogletree	1	25	25.0	25	0
S. Larsen	1	17	17.0	17	0
B. Rainey	1	15	15.0	15	0
E. Lorig	1	6	6.0	6	0
BUCCANEERS	34	811	23.9	44	0
OPPONENTS	24	452	18.8	30	0

FIELD GOALS	1-19	20-29	30-39	40-49	50+	LG
R. Lindell	0-0	3-3	12-14	4-6	4-6	54
BUCCANEERS	0-0	3-3	12-14	4-6	4-6	54
OPPONENTS	0-0	10-10	5-5	14-15	2-2	53

USUAL STARTING LINEUP	OFFENSE:	DEFENSE:	
WR	83 Vincent Jackson	LE	50 Daniel Te'o-Nesheim
LT	70 Donald Penn	DT	93 Gerald McCoy
LG	79 Jamon Meredith	DT	97 Akeem Spence
C	76 Jeremy Zuttah	RE	94 Adrian Clayborn
RG	75 Davin Joseph	MLB	59 Mason Foster
RT	69 Demar Dotson	OLB	54 Lavonte David
TE	82 Tim Wright	LCB	24 Darrelle Revis
WR	11 Tiquan Underwood	RCB	27 Johnthan Banks
QB	8 Mike Glennon	CB	29 Leonard Johnson
RB	32 Bobby Rainey	SS	24 Mark Barron
FB	41 Erik Lorig	FS	38 Dashon Goldson

PASSING	ATT.	CMP.	YDS.	CMP%	YDS/ATT	TD	TD%	INT	INT%	LONG	SK/LOST	RTG
M. Glennon	416	247	2608	59.4	6.27	19	4.6	9	2.2	85t	40/314	83.9
J. Freeman	94	43	571	45.7	6.07	2	2.1	3	3.2	39	7/47	59.3
M. Koenen	6	2	0	0.0	0.00	0	0.0	0	0.0	0	0/0	39.6
M. James	1	1	2	100.0	2.00	1	100.0	0	0.0	2t	0/0	118.8
B. Rainey	1	0	0	0.0	0.00	0	0.0	0	0.0	0	0/0	39.6
BUCCANEERS	514	291	3181	56.6	6.19	22	4.3	12	2.3	85t	47/361	79.6
OPPONENTS	547	352	4061	64.4	7.42	30	5.5	21	3.8	80t	35/255	88.9

DATE	W/L	SCORE	OPPONENT	ATT.
9/7	L	14-20	CAROLINA	64,442
9/14	L	17-19	ST. LOUIS	59,923
9/18	L	14-56	at Atlanta	70,318
9/28	W	27-24	at Pittsburgh	62,910
10/5	L	31-37 (OT)	at New Orleans	73,004
10/12	L	17-48	BALTIMORE	60,041
10/26	L	13-19 (OT)	MINNESOTA	56,577
11/2	L	17-22	at Cleveland	67,431
11/9	L	17-27	ATLANTA	57,751
11/16	W	27-7	at Washington	77,442
11/23	L	13-21	at Chicago	61,109
11/30	L	13-14	CINCINNATI	56,340
12/7	L	14-34	at Detroit	61,489
12/14	L	17-19	at Carolina	72,842
12/21	L	3-20	GREEN BAY	64,247
12/29	L	20-23	NEW ORLEANS	58,952

	BUCS	OPP
<b>TOTAL FIRST DOWNS</b>	263	353
Rushing	72	103
Passing	162	223
Penalty	29	27
3rd Down: Made/Att.	76/203 37.4%	93/213 43.7%
4th Down: Made/Att.	4/12 33.3%	5/9 55.6%
<b>POSSESSION AVG.</b>	27.07	32.53
<b>TOTAL NET YARDS</b>	4,672	5,903
Avg. Per Game	292.0	368.9
Total Plays	936	1,067
Avg. Per Play	5.0	5.5
<b>NET YARDS RUSHING</b>	1,375	1,819
Avg. Per Game	85.9	113.7
Total Rushes	353	468
<b>NET YARDS PASSING</b>	3,297	4,084
Avg. Per Game	206.1	255.3
Sacked/Yards Lost	52/326	36/210
Gross Yards	3,623	4,294
Att./Completions	531/301	563/387
Completion Pct.	56.7	68.7
Had Intercepted	20	14
<b>PUNTS/AVERAGE</b>	79/39.9	64/44.2
<b>NET PUNTING AVERAGE</b>	37.1	37.5
<b>PENALTIES/YARDS</b>	118/939	106/935
<b>FUMBLES/FUMBLES LOST</b>	29/13	25/11
<b>TOUCHDOWNS</b>	31	46
Rushing	7	15
Passing	21	28
Returns	3	2

BY QUARTERS	1	2	3	4	OT	TOT
<b>BUCCANEERS</b>	43	80	52	102	0	277
<b>OPPONENTS</b>	102	103	107	86	12	410

SCORING	TD	R	P	RT	PAT	2-PT.	FG	S	PTS
P. Murray	0	0	0	0	31-31	0	20-24	0	91
M. Evans	12	0	12	0	0-0	0	0-0	0	75
J. McCown	3	3	0	0	0-0	0	0-0	0	18
V. Jackson	2	0	2	0	0-0	0	0-0	0	12
D. Lansanah	2	0	0	2	0-0	0	0-0	0	12
D. Martin	2	2	0	0	0-0	0	0-0	0	12
L. Murphy	2	0	2	0	0-0	0	0-0	0	12
B. Rainey	2	1	1	0	0-0	0	0-0	0	12
A. Seferian-Jenkins	2	0	2	0	0-0	0	0-0	0	12
J. Banks	1	0	0	1	0-0	0	0-0	0	6
R. Heron	1	0	1	0	0-0	0	0-0	0	6
C. Owusu	1	0	1	0	0-0	0	0-0	0	6
C. Sims	1	1	0	0	0-0	0	0-0	0	6
<b>BUCCANEERS</b>	31	7	21	3	31-31	0-0	20-24	0	277
<b>OPPONENTS</b>	46	15	28	3	41-41	1-3	29-39	2	410

RUSHING	TD	YDS	AVG	LG	TD
D. Martin	134	494	3.7	63	2
B. Rainey	94	406	4.3	31	1
C. Sims	66	185	2.8	20	1
J. McCown	25	127	5.1	16t	3
J. Lane	5	58	19.3	54	0
M. Glennon	1	10	49.9	19	0
M. James	19	37	1.9	9	0
S. Patton	1	19	19.0	19	0
R. Heron	1	0	0.0	0	0
<b>BUCCANEERS</b>	353	1,375	3.9	63	7
<b>OPPONENTS</b>	468	1,819	3.9	57	15

PASSING	ATT.	CMP.	YDS.	CMP%	YDS/ATT	TD	TD%	INT	INT%	LONG	SK/LOST	RTG
J. McCown	327	184	2,206	56.3	6.57	11	3.4	14	4.3	56t	36/235	70.5
M. Glennon	203	117	1,417	57.6	6.98	10	4.9	6	3.0	41	16/91	83.3
B. Rainey	1	0	0	0.0	0.00	0	0.0	0	0.0	0	0/0	39.6
<b>BUCCANEERS</b>	531	301	3,623	56.7	6.82	21	4.0	20	2.8	56t	52/326	75.2
<b>OPPONENTS</b>	563	387	4,294	68.7	7.63	28	5.0	14	2.5	56t	36/210	97.4

RECEIVING	NO	YDS	AVG	LG	TD
V. Jackson	70	1,002	14.3	50	2
M. Evans	68	1,051	15.5	56t	12
B. Rainey	33	315	9.5	34	2
L. Murphy	31	380	12.3	54	2
B. Myers	22	190	8.6	26	0
A. Seferian-Jenkins	21	221	10.5	30	2
C. Sims	19	190	10.0	24	0
D. Martin	13	64	4.9	20	0
L. Stucker	7	41	5.9	11	0
R. Heron	6	58	9.7	16	1
R. Shepard	4	63	15.8	23	0
C. Owusu	2	20	10.0	19t	1
T. King	2	13	6.5	7	0
C. Brate	1	17	17.0	17	0
J. Lane	1	3	3.0	3	0
M. James	1	5	5.0	5	0

BUCCANEERS	301	3,623	12.0	56t	21
<b>OPPONENTS</b>	387	4,294	11.1	56t	28

INTERCEPTIONS	NO	YDS	AVG	LG	TD
J. Banks	4	69	17.3	32	1
D. Lansanah	3	60	20.0	33t	2
A. Verner	2	26	13.0	26	0
C. McDonald	2	3	1.5	3	0
K. Tandy	1	3	3.0	3	0
B. Dixon	1	0	0.0	0	0
B. McDougald	1	0	0.0	0	0
L. Johnson	1	-6	-6.0	-6	0

BUCCANEERS	14	155	11.1	33t	3
<b>OPPONENTS</b>	20	191	9.6	54	1

TACKLES	SOLO	ASST.	TOTAL
L. David	101	45	146
D. Goldson	80	62	80
D. Lansanah	58	21	79
A. Verner	58	18	76
M. Foster	40	22	62

SACKS	SPECIAL TEAM TACKLES		
G. McCoy	8.5	R. Shepard	14
J. Smith	6.5	D. Fletcher	10
C. McDonald	5.0	O. Lemon/B. Magee	6

BUCCANEERS	36.0
<b>OPPONENTS</b>	52.0

PUNTING	NO	YDS	AVG	NET	TB	IN20	LG	BK
M. Koenen	78	3,154	40.4	37.1	2	17	56	1
<b>BUCCANEERS</b>	78	3,154	40.4	37.1	2	17	56	1
<b>OPPONENTS</b>	64	2,826	44.2	37.5	9	20	71	0

PUNT RETURNS	RET	FC	YDS	AVG	LONG	TD
S. Patton	10	5	112	11.2	33	0
B. Rainey	7	3	55	7.9	14	0
M. Thigpen	4	8	65	16.3	53	0
T. Holliday	2	1	17	8.5	17	0

BUCCANEERS	23	17	249	10.8	53	0
<b>OPPONENTS</b>	32	26	185	5.8	62t	1

KICKOFF RETURNS	RET	YDS	AVG	LONG	TD
S. Patton	18	416	23.1	28	0
B. Rainey	6	158	26.3	33	0
M. Thigpen	6	120	20.0	28	0
T. Holliday	2	45	22.5	25	0
C. Owusu	1	45	45.0	45	0
L. Johnson	1	18	18.0	18	0
J. Lane	1	9	9.0	9	0
O. Lemon	1	8	8.0	8	0

BUCCANEERS	36	819	22.8	45	0
<b>OPPONENTS</b>	37	868	23.5	58	0

FIELD GOALS	1-19	20-29	30-39	40-49	50+	LG
R. Lindell	0-0	2-3	7-8	6-7	5-6	55
<b>BUCCANEERS</b>	0-0	2-3	7-8	6-7	5-6	55
<b>OPPONENTS</b>	0-0	7-7	9-9	13-16	0-7	49

USUAL STARTING LINEUP	OFFENSE:	DEFENSE:	
WR	83 Vincent Jackson	DE	92 William Gholston
LT	73 Anthony Collins	DT	93 Gerald McCoy
LG	70 Logan Mankins	DT	98 Clinton McDonald
C	62 Evan Dietrich-Smith	DE	90 Michael Johnson
RG	66 Patrick Omameh	SLB	51 Danny Lansanah
RT	69 Demar Dotson	MLB	59 Mason Foster
TE	87 Austin Seferian-Jenkins	WLB	54 Lavonte David
WR	13 Mike Evans	CB	27 Johnthan Banks
QB	12 Josh McCown	CB	21 Alterraun Verner
RB	22 Doug Martin	SS	24 Mark Barron
TE	82 Brandon Myers	FS	38 Dashon Goldson

2015

RECORD: 6-10 HEAD COACH: LOVIE SMITH

DATE	W/L	SCORE	OPPONENT	ATT.
9/13	L	14-42	TENNESSEE	63,945
9/20	W	26-19	at New Orleans	73,006
9/27	L	9-19	at Houston	71,718
10/4	L	23-37	CAROLINA	57,468
10/11	W	38-31	JACKSONVILLE	58,490
10/25	L	30-31	at Washington	72,912
11/1	W	23-20 (OT)	at Atlanta	70,524
11/8	L	18-32	N.Y. GIANTS	64,351
11/15	W	10-6	DALLAS	64,133
11/22	W	45-17	at Philadelphia	69,596
11/29	L	12-25	at Indianapolis	65,696
12/6	W	23-19	ATLANTA	58,221
12/13	L	17-24	NEW ORLEANS	62,138
12/17	L	23-31	at St. Louis	51,295
12/27	L	21-26	CHICAGO	63,734
1/3	L	10-38	at Carolina	74,169

	BUCS	OPP
TOTAL FIRST DOWNS	336	351
Rushing	99	104
Passing	201	208
Penalty	36	39
3rd Down: Made/Att.	84/202 41.6%	97/211 46.0%
4th Down: Made/Att.	7/13 53.8%	4/6 66.7%
POSSESSION AVG.	28.43	31.17
TOTAL NET YARDS	6,014	5,446
Avg. Per Game	375.9	340.4
Total Plays	1,017	1,044
Avg. Per Play	5.9	5.2
NET YARDS RUSHING	2,162	1,606
Avg. Per Game	135.1	100.4
Total Rushes	455	466
NET YARDS PASSING	3,852	3,840
Avg. Per Game	240.8	240.0
Sacked/Yards Lost	27/190	38/232
Gross Yards	4,042	4,072
Att./Completions	535/315	540/378
Completion Pct.	58.3	70.0
Had Intercepted	15	11
PUNTS/AVERAGE	56/41.9	62/45.0
NET PUNTING AVERAGE	38.4	38.4
PENALTIES/YARDS	143/1,195	104/859
FUMBLES/FUMBLES LOST	26/13	24/12
TOUCHDOWNS	37	47
Rushing	12	12
Passing	22	31
Returns	3	4

BY QUARTERS	1	2	3	4	OT	TOT
BUCCANEERS	58	117	74	90	3	342
OPPONENTS	85	132	95	105	0	417

SCORING	TD	R	P	RT	PAT	2-PT.	FG	S	PTS
C. Barth	0	0	0	0	25-26	0	23-28	0	94
D. Martin	7	6	1	0	0-0	0	0-0	0	42
J. Winston	6	6	0	0	0-0	0	0-0	0	36
K. Brindza	0	0	0	0	6-8	0	6-12	0	24
A. Seferian-Jenkins	4	0	4	0	0-0	0	0-0	0	24
C. Sims	4	0	4	0	0-0	0	0-0	0	24
V. Jackson	3	0	3	0	0-0	1	0-0	0	20
C. Brate	3	0	3	0	0-0	0	0-0	0	18
M. Evans	3	0	3	0	0-0	0	0-0	0	18
L. David	1	0	0	1	0-0	0	0-0	0	6
D. Dye	1	0	1	0	0-0	0	0-0	0	6
A. Humphries	1	0	1	0	0-0	0	0-0	0	6
H. Jones	1	0	0	1	0-0	0	0-0	0	6
R. Shepard	1	0	1	0	0-0	0	0-0	0	6
J. Smith	1	0	0	1	0-0	0	0-0	0	6
L. Stocker	1	0	1	0	0-0	0	0-0	0	6
BUCCANEERS	37	12	22	3	31-31	1-3	29-40	0	342
OPPONENTS	47	12	31	4	42-45	0-2	31-34	0	417
RUSHING	NO	YDS	AVG	LG	TD				
D. Martin	288	1,402	4.9	84	6				
C. Sims	107	529	4.9	59	0				
J. Winston	54	213	3.9	21	6				
B. Rainey	5	18	3.6	7	0				
J. Lane	1	0	0.0	0	0				
BUCCANEERS	455	2,162	4.8	84	12				
OPPONENTS	466	1,606	3.4	21t	12				

RECEIVING	NO	YDS	AVG	LG	TD
M. Evans	74	1,206	16.3	68	3
C. Sims	51	561	11.0	56	4
V. Jackson	33	543	16.5	36	3
D. Martin	33	271	8.2	25	1
A. Humphries	27	260	9.6	27	1
C. Brate	23	288	12.5	46	3
A. Seferian-Jenkins	21	338	16.1	43t	4
B. Myers	12	127	10.6	17	0
D. Dye	11	132	12.0	44	1
L. Murphy	10	198	19.8	54	0
L. Stocker	9	61	6.8	14	1
R. Shepard	3	28	9.3	18	1
B. Rainey	3	16	5.3	8	0
J. Lane	2	13	6.5	8	0

BUCCANEERS	312	4,042	13.0	68	22
OPPONENTS	378	4,072	10.8	60t	31

INTERCEPTIONS	NO	YDS	AVG	LG	TD
L. David	3	19	6.3	20t	1
K. Alexander	2	15	7.5	15	0
B. McDougald	2	1	0.5	1	0
C. Conte	2	-4	-2.0	-2	0
A. Verner	1	44	44.0	28	0
S. Moore	1	18	18.0	18	0

BUCCANEERS	NO	YDS	AVG	LG	TD
BUCCANEERS	11	93	8.5	28	1
OPPONENTS	15	212	14.1	46t	2

TACKLES	SOLO	ASST.	TOTAL
L. David	85	62	147
K. Alexander	59	34	93
B. McDougald	67	20	87
C. Conte	58	20	78
W. Gholston	47	20	67

SACKS	SPECIAL TEAM TACKLES		
G. McCoy	8.5	R. Shepard	10
J. Smith	7.0	B. Carter	8
H. Jones	5.0	D. Lansanah	8

BUCCANEERS	NO	YDS	AVG	NET	TB	IN20	LG	BK
BUCCANEERS	56	2,348	41.9	38.0	4	15	60	0
OPPONENTS	62	2,789	45.0	38.4	6	27	64	1

PUNTING	NO	YDS	AVG	NET	TB	IN20	LG	BK
J. Schum	56	2,348	41.9	38.0	4	15	60	0
BUCCANEERS	56	2,348	41.9	38.0	4	15	60	0
OPPONENTS	62	2,789	45.0	38.4	6	27	64	1

PUNT RETURNS	RET	FC	YDS	AVG	LONG	TD
B. Rainey	29	14	288	9.9	60	0
BUCCANEERS	29	17	249	10.8	53	0
OPPONENTS	27	15	140	5.2	24	0

KICKOFF RETURNS	RET	YDS	AVG	LONG	TD
B. Rainey	19	469	24.7	38	0
D. Dye	2	37	18.5	19	0
BUCCANEERS	21	506	24.1	38	0
OPPONENTS	35	882	25.2	102	0

FIELD GOALS	1-19	20-29	30-39	40-49	50+	LG
C. Barth	0-0	9-9	8-8	3-3	3-5	53
K. Brindza	0-0	1-2	2-3	1-3	2-4	58
BUCCANEERS	0-0	10-11	10-11	4-9	5-9	58
OPPONENTS	2-2	12-12	6-6	7-10	4-4	53

USUAL STARTING LINEUP	DEFENSE:				
WR	83	Vincent Jackson	DE	92	William Gholston
LT	76	Donovan Smith	DT	93	Gerald McCoy
LG	70	Logan Mankins	DT	97	Akeem Spence
C	68	Joe Hawley	DE	56	Jacques Smith
RG	74	Ali Marpet	SLB	51	Danny Lansanah
TE	78	Gosder Cherilus	MLB	58	Kwon Alexander
TE	88	Luke Stocker	WLB	54	Lavonte David
WR	13	Mike Evans	CB	26	Sterling Moore
QB	3	James Winston	CB	38	Jude Adjei-Barimah
RB	22	Doug Martin	SS	23	Chris Conte
FB	46	Jorvorskie Lane	FS	38	Dashon Goldson

PASSING	ATT.	CMP.	YDS.	CMP%	YDS/ATT	TD	TD%	INT	INT%	LONG	SK/LST	RTG
J. Winston	535	312	4,042	58.3	7.56	22	4.1	15	2.8	68	27/190	84.2
BUCCANEERS	535	312	4,042	58.3	7.56	22	4.1	15	2.8	68	27/190	84.2
OPPONENTS	540	378	4,072	70.0	7.54	31	5.7	11	2.0	60t	38/232	102.5



# BUCCANEERS PLAYOFF HISTORY


## 1979 NFC DIVISIONAL PLAYOFF GAME



TAMPA BAY 24, PHILADELPHIA 17  
DECEMBER 29, 1979  
TAMPA STADIUM (71,402)



**TAMPA** – The first foray into the postseason was a successful one for the Tampa Bay franchise, which reached the playoffs in just its fourth year of existence. After winning the NFC Central with a 10-6 record, the Buccaneers faced Philadelphia in the Divisional Playoff round after the Eagles had downed Chicago a week earlier. Tampa Bay used a stingy defense (227 yards allowed) and the relentless running of Ricky Bell to prevail 24-17 in front of a home crowd of 71,402. The Buccaneers opened the game with a methodical 18-play, 80-yard march that drained over nine minutes off the clock. On his way to a 142-yard rushing performance, Bell ran on exactly half of the drive's plays, gaining 37 yards on nine totes, including a four-yard scoring burst around right end. Neither team advanced significantly on its next possession, but Philadelphia moved into field goal range early in the second quarter. After a successful fake field goal run was nullified by a delay-of-game penalty on the Eagles, K Tony Franklin came up short on a 52-yard attempt. Taking over at its own 35, Tampa Bay saw a 25-yard run by Bell called back due to holding but immediately compensated with a 34-yard pass from QB Doug Williams to WR Larry Mucker. Williams later fired a 26-yard pass to WR Isaac Hagins and an apparent TD toss to TE Jimmie Giles, but Giles was ruled to not have possession and the Bucs settled for a 40-yard field goal. Before the intermission, Tampa Bay was able to extend its lead to 17 thanks to a big play by the defense. NT Randy Crowder's fumble recovery at the Eagles' four-yard line just two plays after Tampa Bay's field goal set up a second Buccaneer touchdown, though it took four plays to cover that short distance. After an incomplete pass and two Bell runs for three yards, Buccaneer Head Coach John McKay elected to send Bell through the line one more time on fourth down and the third-year back followed a block by left tackle Darryl Carlton to reach paydirt. Philadelphia did manage to get on the board before halftime when LB Jerry Robinson intercepted a Williams pass at the Buccaneers' 48 and returned it 37 yards to the 11. Two plays later, Jaworski hooked up with WR Charles Smith in the end zone to cut the Buc lead to 17-7. Philly then opened the third quarter with a 45-yard field goal drive aided by WR Harold Carmichael's tackle-breaking 39-yard reception and concluded by Franklin's 42-yard kick. The Bucs and Eagles then traded two more punts each to run out the period. On its second possession of the fourth quarter, Tampa Bay got what proved to be the decisive points when Williams hit Giles on a three-yard scoring pass that capped a 57-yard drive. Bell provided the key play of the march with a 26-yard run around left tackle on third-and-two from the Philadelphia 49. Philadelphia answered on its next possession with a gritty 80-yard drive, twice keeping possession on fourth-down completions by QB Ron Jaworski. After a 13-yarder to Smith on fourth-and-11 from the 50-yard line, Jaworski then found Carmichael for a 37-yard TD. Following an unsuccessful onside-kick attempt, Philadelphia forced a Buccaneer three-and-out and went on one last drive in the final two minutes. Jaworski's fourth-down incompleteness from the Buc 45 effectively ended the game.



SCORING	1	2	3	4	F
Philadelphia	0	7	3	7	17
Tampa Bay	7	10	0	7	24

**Tampa Bay:** Bell 4 run (O'Donoghue kick)  
**Tampa Bay:** O'Donoghue 40 FG  
**Tampa Bay:** Bell 1 run (O'Donoghue kick)  
**Philadelphia:** Smith 11 pass from Jaworski (Franklin kick)  
**Philadelphia:** Franklin 42 FG  
**Tampa Bay:** Giles 9 pass from Williams (O'Donoghue kick)  
**Philadelphia:** Carmichael 37 pass from Jaworski (Franklin kick)

### TEAM STATISTICS

	PHI	TB
First Downs	15	17
Total Net Yards	227	318
Total Offensive Plays	59	70
Rushes-Net Yards	18-48	55-186
Net Yards Passing	179	132
Att.-Comp.-Int.	39-15-0	15-7-1
Sacked-Yards	2-20	0-0
Punts-Avg.	5-44.3	5-42.6
Fumbles-Lost	2-1	0-0
Penalties-Yards	8-62	9-105
Time of Possession	23:29	36:31

### INDIVIDUAL STATISTICS

#### RUSHING

**Philadelphia:** Montgomery 13-35, Harris 4-13, Jaworski 1-0. **Tampa Bay:** Bell 38-14 (2 TDs), Eckwood 8-19, Williams 6-19, J. Davis 3-6.

#### PASSING

**Philadelphia:** Jaworski 39-15-199, 2 TDs.  
**Tampa Bay:** Williams 15-7-132, 1 TD, 1 INT.

#### RECEIVING

**Philadelphia:** Montgomery 4-35, Carmichael 3-92 (1 TD), Smith 3-49 (1 TD), Kreple 3-23, Harris 1-2, Campfield 1(-)-2.  
**Tampa Bay:** Giles 3-43 (1 TD), Hagins 2-34, Mucker 1-34, Owens 1-21.

#### INTERCEPTIONS

**Philadelphia:** Robinson 1-37.  
**Tampa Bay:** None.

#### SACKS

**Philadelphia:** None.  
**Tampa Bay:** L. Selmon 2-20

#### ATTENDANCE

71,402

## 1979 NFC CHAMPIONSHIP GAME



L.A. RAMS 9, TAMPA BAY 0  
 JANUARY 6, 1980  
 TAMPA STADIUM (72,033)



**TAMPA** – In the first NFC Championship Game to be decided without either team scoring a touchdown, host Tampa Bay fell 9-0 to the Los Angeles Rams. In a reversal of the elements that brought the Buccaneers victory one week before in the franchise's first playoff game, Tampa Bay was held to 177 net yards of offense and surrendered to a pounding Rams running game that racked up 216 yards on 53 carries. Three Buccaneer passers were limited to just five completions in 27 attempts and Tampa Bay did not penetrate L.A. territory until midway through the third quarter. Neither team scored in the first quarter, though Los Angeles threatened twice. On its second drive of the game, L.A. advanced to the Buccaneer 18 thanks to two runs and one reception by RB Cullen Bryant for a combined 30 yards. However, fellow RB Wendell Tyler then fumbled on first-and-10 at the 18, with Buccaneer LB Richard Wood recovering. After a Tampa Bay punt, the Rams embarked on another drive deep into Buc territory, mostly on alternating runs by Bryant and Tyler. Tyler got the call on third-and-goal from the one on the final play of the first period but was stopped short by Buc DE Wally Chambers. On the first play of the second quarter, K Frank Corral opened the scoring with a 19-yard field goal. A combined five punts later, Los Angeles took over at its own 38 with just under six minutes to play in the half. Using five of those minutes, Los Angeles advanced 58 yards on 10 plays, the largest chunk coming on a drive-opening 22-yard completion from QB Vince Ferragamo to TE Charlie Young. When Buc LB Dewey Selmon stopped Young for a four-yard gain on third-and-five from the Bucs' eight, the Rams were forced into another field goal try, this one a successful 21-yarder. In the final minute of the first half, Tampa Bay drove nearly to midfield but Williams was intercepted in L.A. territory by LB Jim Youngblood. The Rams took a 6-0 lead into halftime after controlling the ball for almost 21 of the game's first 30 minutes. Neither team scored in the third quarter, though the Rams' Corral tried a 37-yard field goal that sailed wide left. The Los Angeles drive had stalled when S Cedric Brown tracked Tyler down in the backfield for a five-yard loss from the Bucs' 15. After a pair of punts, Tampa Bay made its first move into the Los Angeles half of the field when RB Jerry Eckwood threw a 42-yard option pass to WR Larry Mucker and Mucker was pulled down at the 24. However, QB Mike Rae, seeing his first playoff action in place of starter Doug Williams, threw incomplete passes on third and fourth down. Still trailing by just six points, the Buccaneers stiffened defensively on the ensuing possession. Wood stopped Tyler for two-yards on third-and-three then dropped him for a one-yard loss on fourth-and-one at the Bucs' 27-yard line. After the Bucs were forced to punt again, Los Angeles made the game's final dent on the scoreboard, driving 45 yards on eight plays to set up Corral's third short three-pointer,

a 23-yarder. A 13-yard run by Tyler and a 12-yarder by Bryant keyed the march. WR Isaac Hagins returned the ensuing kickoff to Tampa Bay's 35-yard line then hauled in a 25-yard pass from Rae, but Rae's fourth-down throw to Mucker fell incomplete in the end zone.

SCORING	1	2	3	4	F
Los Angeles	0	6	0	3	9
Tampa Bay	0	0	0	0	0
Los Angeles:	Corral 19 FG				
Los Angeles:	Corral 21 FG				
Los Angeles:	Corral 23 FG				

## TEAM STATISTICS

	LA	TB
First Downs	23	7
Total Net Yards	369	177
Total Offensive Plays	77	54
Rushes-Net Yards	53-216	26-92
Net Yards Passing	153	85
Att.-Comp.-Int.	23-12-0	27-5-1
Sacked-Yards	1-10	1-11
Punts-Avg.	5-37.2	8-37.1
Fumbles-Lost	1-1	1-0
Penalties-Yards	3-20	4-45
Time of Possession	37:49	22:11

## INDIVIDUAL STATISTICS

## RUSHING

Los Angeles: Bryant 18-106, Tyler 28-86, McCutcheon 6-26, Ferragamo 1-(-2).

Tampa Bay: Bell 20-59, Mucker 1-24, Eckwood 2-5, J. Davis 2-4, Rae 1-0.

## PASSING

Los Angeles: Ferragamo 23-12-163.

Tampa Bay: Williams 13-2-12, 1 INT, Rae 13-2-42, Eckwood 1-1-42.

## RECEIVING

Los Angeles: Bryant 4-39, Dennard 3-56, Young 3-39, Nelson 1-15, Tyler 1-14.

Tampa Bay: Hagins 2-42, Bell 2-12, Mucker 1-42.

## INTERCEPTIONS

Los Angeles: Jim Youngblood 1-10.

Tampa Bay: None.


## SACKS

Los Angeles: Fanning 1-11.

Tampa Bay: Cotney 1-10.

## ATTENDANCE

72,033



# 1981 NFC DIVISIONAL PLAYOFF GAME



## DALLAS 38, TAMPA BAY 0 JANUARY 2, 1982 TEXAS STADIUM (64,848)



**DALLAS** – The Buccaneers won a thrilling showdown with Detroit in the last week of the regular season to capture the NFC Central crown but, for the second time in a row, failed to score in the resulting playoff game. Dallas ran for 212 yards and four touchdowns on 46 carries and held Tampa Bay to 222 net yards of offense in a 38-0 whitewash. Buccaneer QB Doug Williams was also sacked four times and intercepted four times as Dallas scored 28 second-half points. The first quarter, however, was scoreless as Tampa Bay repelled several Cowboy scoring chances. After an unsuccessful opening drive for the Bucs, Dallas reached Tampa Bay's 40-yard line but stalled when LBs Cecil Johnson and Andy Hawkins broke up a near completion from QB Danny White to TE Doug Cosbie on third-and-nine. Williams was intercepted by CB Dennis Thurman in Buccaneer territory a few plays later, but the Buc defense tipped away two passes and stopped RB Tony Dorsett for a four-yard loss to force a quick punt. Thurman promptly intercepted another Williams offering three plays later, giving Dallas possession at the Bucs' 47. A two-yard fourth-down run by FB Ron Springs and two third-down completions by White preserved a drive that bled into the second quarter and eventually ended in White's nine-yard scoring pass to WR Tony Hill. The Bucs appeared to be responding on their next possession when a 20-yard pass from Williams to RB James Owens sparked a drive that reached Dallas' 21. However, Tampa Bay was penalized 28 yards on second-and-six when Williams was flagged for intentional grounding while trying to avoid a strong rush from DE Ed 'Too Tall' Jones. The drive ended in a punt one play later. Dallas added a 21-yard field goal drive after a short Buccaneer punt, giving the Cowboys a 10-0 halftime advantage. That lead was quickly extended after the intermission when Dallas put together a quick 80-yard touchdown drive to open the third period. Dorsett scrambled for consecutive gains of 25 and 26 yards on short passes and RB James Jones ran six yards off right guard for the score. S Michael Downs picked off a Williams pass later in the third quarter and returned it 21 yards to Tampa Bay's 33, setting up a Dorsett five-yard TD run. On the Bucs' next play, Williams was hit by DT John Dutton, leading to an interception by Ed Jones. James Jones converted that turnover into a five-yard touchdown run after Dorsett had zipped for 21 yards on first down. On a drive beginning in the final seconds of the third quarter, Tampa Bay made its deepest thrust into Dallas territory on the strength of a 75-yard reception by TE Jimmie Giles. Giles was pulled down at the Dallas five, but a sack and a three-yard loss by RB Jerry Eckwood led to a fourth-and-goal from the nine. Under pressure from LB Anthony Dickerson, Williams missed Giles in the end zone. Dallas scored its final touchdown on the ensuing possession, driving 90 yards in nine-and-a-half minutes before RB Timmy Newsome punched it in from one-yard out. The Bucs' last drive included a 23-yard Williams-to-Giles hookup but ended on a failed fake punt attempt.



SCORING	1	2	3	4	F
Tampa Bay	0	0	0	0	0
Dallas	0	10	21	7	38

Dallas:	Hill 9 pass from White (Septien kick)
Dallas:	Septien 32 FG
Dallas:	Springs 1 run (Septien kick)
Dallas:	Dorsett 5 run (Septien kick)
Dallas:	Jones 5 run (Septien kick)
Dallas:	Newsome 1 run (Septien kick)

### TEAM STATISTICS

	TB	DAL
First Downs	12	27
Total Net Yards	222	345
Total Offensive Plays	57	73
Rushes-Net Yards	24-74	46-212
Net Yards Passing	148	133
Att.-Comp.-Int.	19-10-4	26-15-0
Sacked-Yards	4-39	1-10
Punts.-Avg.	5-38.4	4-30.0
Fumbles-Lost	3-0	0-0
Penalties-Yards	10-105	5-40
Time of Possession	26:51	33:09

### INDIVIDUAL STATISTICS

#### RUSHING

**Tampa Bay:** Owens 12-40, Wilder 4-23, Williams 3-9, Eckwood 4-2, Davis 1-0.  
**Dallas:** Dorsett 16-86 (1 TD), Springs 15-70 (1 TD), J. Jones 9-32 (1 TD), Newsome 4-23, Newsome 1-1 (1 TD), Cosbie 1-0.

#### PASSING

**Tampa Bay:** Williams 29-10-187, 4 INT.  
**Dallas:** D. White 26-15-143, 1 TD.

#### RECEIVING

**Tampa Bay:** Bell 3-36 (1 TD), Owens 3-32, Giles 2-98, Wilder 1-11, House 1-10.  
**Dallas:** Dorsett 4-48, DuPree 3-22, Pearson 2-21, Hill 2-18 (1 TD), J. Jones 2-11, Donley 1-14, Cosbie 1-5.

#### INTERCEPTIONS

**Tampa Bay:** None  
**Dallas:** Thurman 2-50, Downs 1-21, E. Jones 1-0.

#### SACKS

**Tampa Bay:** L. Selmon 1-10.  
**Dallas:** Bethea 1-17, Martin 1-9, R. White 1-4, Hegman 0.5-4.5, Lewis 0.5-4.5.

#### ATTENDANCE

64,848

## 1982 NFC FIRST ROUND PLAYOFF GAME



DALLAS 30, TAMPA BAY 17  
 JANUARY 9, 1983  
 TEXAS STADIUM (65,042)



**DALLAS** – For the second straight season, Tampa Bay's playoff road began and ended in Dallas, where they had hoped to avenge a 38-0 drubbing from the 1981 post-season. Though Tampa Bay actually led 17-16 entering the final quarter, Dallas once again moved on at the Bucs' expense, scoring twice in the fourth quarter to earn a 30-17 win. The Buccaneers were outgained in total net yards by a wide 456-218 margin and had possession of the ball for less than 20 minutes of the game, but stayed close with three takeaways, five sacks and a pair of long touchdowns. Dallas cracked the scoreboard first with a 33-yard Rafael Septien field goal in the first quarter set up by Dexter Clinkscales interception at midfield. After a Buccaneer punt, Septien hit another field goal from identical distance, this one keyed by a 26-yard pass from QB Danny White to WR Butch Johnson that had a 14-yard personal foul tacked onto the end of it. Tampa Bay took its first lead of the game in the second quarter thanks to a big play on defense. With Dallas driving well into Buccaneer territory, White fumbled on third-and-six and Tampa Bay LB Hugh Green recovered the loose ball and ran 60 yards for the only defensive touchdown in Buccaneer playoff history. Dallas promptly moved back into the Bucs' half of the field on its next possession as White again hooked up with Johnson for 23 yards and found WR Tony Hill open for a 14-yard gain. The Buccaneer defense came up with another big play, however, as S Mark Cotney redirected another White aerial and returned it 50 yards to the Dallas 27. RB James Wilder added an 11 yard run from there, but the Bucs were forced to kick a 32-yard field goal when CB Ron Fellows broke up a pass intended for WR Gerald Carter in the end zone. Dallas regained the lead before halftime by putting together a 10-play, 75-yard drive culminating in White's six-yard TD pass to RB Ron Springs. Key plays on that drive included a 21-yard catch by WR Drew Pearson and a 13-yarder by TE Doug Cosbie. The third quarter was dominated by a pair of long drives. Dallas opened the period with an 84-yard march on 17 plays that ended in Septien's 19-yard field goal. The Cowboys converted four third downs on the drive but missed the fifth when DE Lee Roy Selmon stopped RB Tony Dorsett for no gain at the one. After interceptions by Dallas' Dennis Thurman and Tampa Bay's Neal Colzie, the Bucs countered with an 80-yard touchdown drive on six plays. WR Gordon Jones got more than half of that on third-and-eight from midfield when he caught a 49-yard scoring pass, giving Tampa Bay a 17-16 lead. The Bucs then quickly got the ball back to start the fourth quarter thanks to two sacks of White, one by Selmon, but S Monty Hunter then turned in the game's pivotal play, intercepting a Williams throw intended for WR Kevin House and returning it 19 yards for a go-ahead score. Dallas added an 81-yard drive later in the period, scoring a clinching touchdown on White's 10-yard pass to RB Timmy Newsome. Tampa Bay's offense then stalled and Dallas converted two first downs to run out the final two minutes.



SCORING	1	2	3	4	F
Tampa Bay	0	10	7	0	17
Dallas	6	7	3	14	30

Dallas:	Septien 33 FG
Dallas:	Septien 33 FG
Tampa Bay:	Green 60 fumble return (Capece kick)
Tampa Bay:	Capece 32 FG
Dallas:	Springs 6 pass from White (Septien kick)
Dallas:	Septien 19 FG
Tampa Bay:	Jones 49 pass from Williams (Capece kick)
Dallas:	Hunter 19 Interception return (Septien kick)
Dallas:	Newsome 10 pass from White (Septien kick)

## TEAM STATISTICS

	TB	DAL
First Downs	8	29
Total Net Yards	218	456
Total Offensive Plays	49	92
Rushes-Net Yards	21-105	42-179
Net Yards Passing	113	277
Att.-Comp.-Int.	28-8-3	45-27-2
Sacked-Yards	0-0	5-35
Punts.-Avg.	6-43.5	3-40.6
Fumbles-Lost	0-0	1-1
Penalties-Yards	4-41	6-45
Time of Possession	19:47	40:13

## INDIVIDUAL STATISTICS

## RUSHING

Tampa Bay: Wilder 14-93, Carver 7-12.  
 Dallas: Dorsett 26-110, Donley 1-25, Springs 7-24, Newhouse 5-15, Pearson 1-4, DuPree 1-1, D. White 1-0.

## PASSING

Tampa Bay: Williams 28-8-, 3 INT, 1 TD.  
 Dallas: D. White 45-27-312, 2 INT, 2 TDs.

## RECEIVING

Tampa Bay: House 4-52, Wilder 2-5, Jones 1-49 (1 TD), Giles 1-7.  
 Dallas: Pearson 7-95, Johnson 4-76, T. Hill 4-45, Cosbie 3-32, Springs 3-16 (1 TD), Dorsett 2-14, Newsome 2-14 (1 TD), Newhouse 1-11, Dupree 1-9.

## INTERCEPTIONS

Tampa Bay: Cotney 1-50, Holt 1-0.  
 Dallas: Hunter 1-19 (1 TD), Clinkscales 1-11, Thurman 1-0.

## SACKS

Tampa Bay: Logan 1.5-14.5, Brantley 1-6, Green 1-6, Selmon 1-6, Cannon 1-2.5.  
 Dallas: None.

## ATTENDANCE

65,042

# 1997 NFC WILD CARD PLAYOFF GAME



## TAMPA BAY 20, DETROIT 10 DECEMBER 28, 1997 HOULIHAN'S STADIUM (73,361)



**TAMPA** – In the team's first playoff game in Tampa Bay since the 1979 season, the Buccaneers dominated Detroit early, rushing to a 20-0 third quarter lead before holding on for the 20-10 Wild Card victory. Lions RB Barry Sanders, who came into the game in possession of a 14-game streak of 100-yard rushing efforts and just the third 2,000-yard season in league history, was contained spectacularly by a swarming Buc defense, gaining just 65 yards and notching no carry longer than 15 yards. After two failed first-quarter drives for each team, the Bucs made the initial strike with a 40-yard field goal drive keyed by QB Trent Dilfer's scrambling, 23-yard completion to WR Karl Williams on third-and-one. Detroit's next drive stalled, too, but the Lions almost regained possession when Williams muffed the resulting punt. However, the ball bounced through several Detroit hands and out of bounds at the Tampa Bay 11, instead setting up the longest drive in Buccaneer playoff history. Fueled by a pair of first-round rookies—RB Warrick Dunn gained 29 yards on seven runs and catches and WR Reidel Anthony caught passes of 10 and 20 yards—the Buc marched down to a third-and-seven at the Detroit nine-yard line. From there, Dilfer fired a laser over the middle to WR Horace Copeland in the back of the end zone. Detroit's next attempt to climb back into the game was quickly turned back when CB Anthony Parker intercepted a Scott Mitchell pass at the Lions' 39 and returned it to the 20. Three plays later, PK Michael Husted nailed his second three-pointer, this one from a Buccaneer playoff-record 42 yards out. Detroit moved into Buccaneer territory on its next possession but was stonewalled at the 45 when a fourth-and-one pass attempt fell incomplete under heavy pressure from LB Rufus Porter. The Bucs struck first again in the second half when, after a Detroit punt, Dilfer marched his squad 53 yards for a touchdown. FB Mike Alstott began the drive with a seven-yard run then finished it with a 31-yard pinballing burst up the middle that turned into the longest carry in Buc playoff history and Tampa Bay's final touchdown. Detroit's next drive lasted 11 plays as Sanders finally got untracked for consecutive runs of 11 and 15 yards, but another fourth-down pass attempt, this one from the Buccaneers' eight-yard line, fell incomplete under significant pressure from the defensive line. The Lions did manage a field goal before the third period ended, then tacked on a touchdown with their first drive of the final quarter, marching 82 yards behind back-up QB Frank Reich. On the ensuing kickoff, a Buccaneer penalty forced Tampa Bay to start at its own five-yard line and the team quickly found itself in a third-and-five situation from the 10. Any developing thoughts of a Detroit comeback were promptly denied, however, when Dilfer hit WR Robb Thomas on a crossing pattern that turned into a 52-yard gain.



SCORING	1	2	3	4	F
Detroit	0	0	3	7	10
Tampa Bay	3	10	7	0	20

<b>Tampa Bay:</b>	Husted 22 FG
<b>Tampa Bay:</b>	Copeland 9 pass from Dilfer (Husted kick)
<b>Tampa Bay:</b>	Husted 42 FG
<b>Tampa Bay:</b>	Alstott 31 run (Husted kick)
<b>Detroit:</b>	Hanson 33 FG
<b>Detroit:</b>	Vardell 1 run (Hanson kick)

### TEAM STATISTICS

	DET	TB
First Downs	18	15
Total Net Yards	307	316
Total Offensive Plays	69	60
Rushes-Net Yards	27-109	32-141
Net Yards Passing	198	175
Att.-Comp.-Int.	40-21-1	26-13-1
Sacked-Yards	2-9	2-6
Punts-Avg.	4-38.0	5-40.4
Fumbles-Lost	1-0	2-1
Penalties-Yards	4-20	4-25
Time of Possession	28:23	31:37

### INDIVIDUAL STATISTICS

#### RUSHING

**Detroit:** Sanders 18-65, Mitchell 4-20, Rivers 1-17, Reich 1-5, Vardell 2-1 (1 TD), Jett 1-1.  
**Tampa Bay:** Dunn 18-72, Alstott 11-68 (1 TD), Anthony 1-1, Dilfer 2-0.

#### PASSING

**Detroit:** Mitchell 25-10-78, 1 INT, Reich 15-11-129.  
**Tampa Bay:** Dilfer 26-13-181, 1 TD, 1 INT.

#### RECEIVING

**Detroit:** Morton 8-88, Sanders 5-43, Moore 4-44, Boyd 2-11, Vardell 1-12, Sloan 1-9.  
**Tampa Bay:** Anthony 3-62, Dunn 3-0, Thomas 2-66, Copeland 2-14, Williams 1-23, Alstott 1-12, Harris 1-4.

#### INTERCEPTIONS

**Detroit:** Rice 1-2.  
**Tampa Bay:** Parker 1-19.

#### SACKS

**Detroit:** Elliss 1-0, London 1-6.  
**Tampa Bay:** Ahanotu 1-4, Jackson 1-5.

#### ATTENDANCE

73,361

## 1997 NFC DIVISIONAL PLAYOFF GAME



GREEN BAY 21, TAMPA BAY 7  
 JANUARY 4, 1998  
 LAMBEAU FIELD (60,327)



**GREEN BAY** – The Buccaneers trailed by just six points, 13-7, entering the final period but couldn't pull off the upset in Lambeau Field in a Divisional Playoff game as the Packers held on to a 21-7 win. Tampa Bay had the first scoring opportunity of the game in the opening quarter when a 51-yard drive positioned them at the Green Bay 25. However, DT Bob Kuberski blocked PK Michael Husted's 43-yard field goal attempt and the Packers took over at their own 33. That preceded a 67-yard, seven-play touchdown drive for the Pack that began with a 17-yard Brett Favre-to-TE Mark Chmura pass and ended similarly with a three-yard Favre-Chmura TD hookup. The Bucs' ensuing drive was much like the previous one, covering 50 yards and reaching the Packers' 25-yard line, thanks in large part to a 17-yard pass from QB Trent Dilfer to WR Horace Copeland on third-and-nine. This time, a potential 43-yard field goal was eschewed in favor of a fake attempt, but TE John Davis was stopped for no gain after taking a shovel pass from holder Steve Walsh. The tide seemed to turn again in the Bucs' favor two plays later when DT Warren Sapp stripped RB Dorsey Levens of the ball while making the tackle and recovered the fumble to give Tampa Bay possession at the Packers' 30. Unfortunately for the visitors, Green Bay's defense held strong, forcing another ill-fated field goal attempt, this one wasted by a botched snap. Sapp, who applied constant pressure in the Green Bay backfield all day, recording three sacks, nearly got the ball back for Tampa Bay when he got to Favre and stripped the ball again on third down, but the Packers recovered and punted away. In the half's final two minutes, Green Bay added to its lead with a pair of field goals, the second one set up by CB Tyrone Williams' interception of a Difer pass that went through WR Robb Thomas' hands. The Packers opened the second half with a strong drive into Buccaneer territory, but S John Lynch and CB Donnie Abraham combined to turn them away when Lynch hit Favre as he was passing and Abraham made a diving interception of the resulting errant pass. The Bucs then embarked on a 94-yard drive, the longest ever in Buccaneer playoff history, to score a touchdown and pull within six. On third-and-11 from their own five-yard line, the Bucs got out of trouble when Dilfer hit a streaking Reidel Anthony on the sideline for a 52-yard gain. Dilfer then found TE Dave Moore for a 28-yard gain over the middle, setting up FB Mike Alstott's six-yard TD run around left end. Packer RB Dorsey Levens matched that score near the beginning of the fourth quarter with a two-yard touchdown run, finishing off a drive that had been kept alive when WR Derrick Mayes' bobbled reception on third-and-18 fell into the crook of Mayes' leg for a 22-yard gain. Favre ran the ball in himself on the two-point conversion. The Bucs' next two drives ended in failed fourth downs, including a march set up by Abraham's second interception of the day.



SCORING	1	2	3	4	F
Tampa Bay	0	0	7	0	7
Green Bay	7	6	0	8	21

Green Bay:	Chmura 3 pass from Favre (Longwell kick)
Green Bay:	Longwell 21 FG
Green Bay:	Longwell 32 FG
Tampa Bay:	Alstott 6 run (Husted kick)
Green Bay:	Levens 2 run (Favre run)

## TEAM STATISTICS

	TB	GB
First Downs	15	16
Total Net Yards	263	289
Total Offensive Plays	66	64
Rushes-Net Yards	27-90	32-118
Net Yards Passing	173	171
Att.-Comp.-Int.	37-12-2	28-15-2
Sacked-Yards	2-27	4-19
Punts-Avg.	4-42.3	5-42.6
Fumbles-Lost	2-0	3-1
Penalties-Yards	3-38	7-90
Time of Possession	27:57	32:03

## INDIVIDUAL STATISTICS

## RUSHING

**Tampa Bay:** Dunn 18-64, Alstott 7-21 (1 TD), Anthony 1-5, Walsh 1-0.  
**Green Bay:** Levens 25-112 (1 TD), Henderson 2-4, Favre 5-2.

## PASSING

**Tampa Bay:** Dilfer 36-11-200, 2 INT, Walsh 1-1-0.  
**Green Bay:** Favre 28-15-190, 1 TD, 2 INT.

## RECEIVING

**Tampa Bay:** Copeland 4-44, Moore 3-54, Dunn 2-34, Anthony 1-52, Thomas 1-16, Davis 1-0.  
**Green Bay:** Freeman 4-75, Levens 4-29, Mayes 2-37, Chmura 2-20 (1 TD), Henderson 2-8, Brooks 1-21.

## INTERCEPTIONS

**Tampa Bay:** Abraham 2-0.  
**Green Bay:** Williams 1-14, Prior 1-13.

## SACKS

**Tampa Bay:** Sapp 3-19, Culpepper 1-0.  
**Green Bay:** Butler 1-12, McKenzie 1-15.

## ATTENDANCE

60,327


# 1999 NFC DIVISIONAL PLAYOFF GAME



TAMPA BAY 14, WASHINGTON 13  
 JANUARY 15, 2000  
 RAYMOND JAMES STADIUM (65,835)



**TAMPA** – The Bucs rallied from a 13-point deficit to stun the Redskins 14-13 before a delirious gathering of 65,835 at Raymond James Stadium. The win propelled the Bucs into the NFC Championship Game for the first time in two decades. Washington ushered the league's second-ranked offense into Tampa, but left with 157 total yards and no offensive TDs. After a scoreless first quarter, the Redskins struck first. Brett Conway booted a 28-yard FG, giving Washington a 3-0 lead that carried into the locker room. The Redskins then stretched their lead before many fans had returned to their seats. RB Brian Mitchell returned the second-half kickoff 100 yards for a TD. The return set an NFL postseason record and handed Washington a 10-0 lead. CB Darrell Green later picked off Shaun King, setting up Conway for a 48-yard FG. Washington led 13-0 and the natives were growing restless. But S John Lynch intercepted Redskins QB Brad Johnson late in the third quarter, igniting a fire under the Bucs' offense. King marched Tampa Bay to the Redskins 2, where FB Mike Alstott scored on a highlight-reel rumble, cutting Washington's lead to 13-7. Two series later, DE Steve White knocked the ball out of Johnson's hands. DT Warren Sapp recovered at the Redskins 32, setting up an acrobatic one-yard TD toss from King to TE John Davis. The Redskins got one more crack, but Dan Turk's errant snap on a 52-yard FG attempt with 1:17 left punched Tampa Bay's ticket to St. Louis.



## TEAM STATISTICS

	WASH	TB
First Downs	10	12
Total Net Yards	157	186
Total Offensive Plays	58	61
Rushes-Net Yards	22-46	27-44
Net Yards Passing	111	142
Att.-Comp.-Int.	32-20-1	32-15-1
Sacked-Yards	4-38	2-15
Punts-Avg.	8-42.1	10-41.8
Fumbles-Lost	2-1	1-0
Penalties-Yards	4-61	2-25
Time of Possession	28:25	31:35

## INDIVIDUAL STATISTICS

### RUSHING

**Washington:** Davis 17-37, Centers 1-7, Mitchell 1-1, Thrash 1-1, Hicks 1-0, Westbrook 1-0.

**Tampa Bay:** Alstott 15-24, Dunn 11-18, King 1-2.

### PASSING

**Washington:** Johnson 32-20-149, 1 INT.

**Tampa Bay:** King 32-15-157, 1 TD, 1 INT.

### RECEIVING

**Washington:** Connell 4-59, Fryar 4-30, Davis 3-26, Centers 3-8, Hicks 2-17, Mitchell 2-1, Alexander 1-4, Westbrook 1-4.

**Tampa Bay:** Dunn 4-32, Alstott 3-17, Emanuel 2-47, Moore 2-32, Green 2-25, Williams 1-3, Davis 1-1.

### INTERCEPTIONS

**Washington:** Green 1-12.

**Tampa Bay:** Lynch 1-0.

### SACKS

**Washington:** Stubblefield 1-10, Barber 1-5.

**Tampa Bay:** White 2-20, Sapp 1-8.

### ATTENDANCE

65,835

SCORING	1	2	3	4	F
Washington	0	3	10	0	13
Tampa Bay	0	0	7	7	14

**Washington:** Conway 28-yd. FG  
**Washington:** Mitchell 100-yard kickoff return (Conway kick)

**Washington:** Conway 48-yd. FG  
**Tampa Bay:** Alstott 2-yd. run (Gramatica kick)  
**Tampa Bay:** Davis 1-yd. pass from King (Gramatica kick)

## 1999 NFC CHAMPIONSHIP GAME



ST. LOUIS 11, TAMPA BAY 6  
 JANUARY 23, 2000  
 TRANS WORLD DOME (66,496)



**ST. LOUIS** – Tampa Bay held the high-powered Rams in check for nearly 60 minutes, but a late TD pass enabled St. Louis to escape with an 11-6 win before 66,496 at Trans World Dome. The win propelled the Rams to their second-ever Super Bowl berth. The Bucs jumped on the board quickly. DE Steve White intercepted NFL MVP Kurt Warner on the first play of the game, setting up the Tampa Bay offense at the St. Louis 20. Martin Gramatica booted a 25-yard FG, giving the Bucs a 3-0 lead. The Rams bounced right back, marching 74 yards on 16 plays before settling for a 24-yard FG by Jeff Wilkins. St. Louis grabbed its first lead thanks to a Bucs miscue. C Tony Mayberry snapped the ball over QB Shaun King's head and King knocked the ball out of the end zone for a safety. Wilkins missed a 44-yard FG after the ensuing free kick. The Bucs marched to the Rams 41 late in the second quarter, but CB Todd Lyght picked off King to preserve the 5-3 lead at the half. Tampa Bay reclaimed the lead at the outset of the third quarter when Gramatica nailed a 23-yarder. The Rams tried to counter but LB Hardy Nickerson intercepted Warner at the Bucs 2. On the Rams' next possession, CB Brian Kelly picked off Warner. But the turnover tide turned with eight minutes left. Rams CB Dre Bly intercepted King and returned it to midfield. Six plays later, Warner finally struck gold, lofting a 30-yard TD strike to WR Ricky Proehl. The two-point attempt failed. Tampa Bay drove to the Rams 35 but stalled with 34 seconds left.

SCORING	1	2	3	4	F
Tampa Bay	3	0	3	0	6
St. Louis	3	2	0	6	11

<b>Tampa Bay:</b>	Gramatica 25-yd. FG
<b>St. Louis:</b>	Wilkins 24-yd. FG
<b>St. Louis:</b>	Safety, King out of end zone
<b>Tampa Bay:</b>	Gramatica 23-yd. FG
<b>St. Louis:</b>	Proehl 30-yd. pass from Warner (Wilkins kick)



## TEAM STATISTICS

	TB	STL
First Downs	12	17
Total Net Yards	203	309
Total Offensive Plays	57	64
Rushes-Net Yards	23-77	21-51
Net Yards Passing	126	258
Att.-Comp.-Int.	29-13-2	43-26-3
Sacked-Yards	5-37	0-0
Punts-Avg.	5-40.4	4-43.8
Fumbles-Lost	3-0	2-0
Penalties-Yards	3-15	7-48
Time of Possession	26:59	33:01

## INDIVIDUAL STATISTICS

## RUSHING

**Tampa Bay:** Alstott 12-39, Dunn 9-35, King 2-3.  
**St. Louis:** Faulk 17-44, Hakim 1-6, Holcombe 1-2, Warner 2-(-)1.

## PASSING

**Tampa Bay:** King 29-13-163, 0 TD, 2 INT, 32 LG.  
**St. Louis:** Warner 43-26-258, 1 TD, 3 INT, 30 LG.

## RECEIVING

**Tampa Bay:** Green 4-59, Dunn 4-37, Williams 2-28, Emanuel 1-22, Alstott 1-9, Moore 1-8.  
**St. Louis:** Holt 7-68, Proehl 6-100, Bruce 3-22, Faulk 3-5, Hakim 2-27, Holcombe 2-5, Williams 1-22, Robinson 1-11, Conwell 1-(-)2.

## INTERCEPTIONS

**Tampa Bay:** Kelly 1-15, Nickerson 1-6, White 1-0.  
**St. Louis:** Lyght 1-19, Bly 1-9.

## SACKS

**Tampa Bay:** None.  
**St. Louis:** Wistrom 1-13, Clemons 1-8, Carter 1-6, Farr 1-5, Zgonina 1-5.

## ATTENDANCE

66,496



# 2000 NFC WILD CARD PLAYOFF GAME



## PHILADELPHIA 21, TAMPA BAY 3 DECEMBER 31, 2000 VETERANS STADIUM (65,813)



**PHILADELPHIA** – Tampa Bay remained winless on the road in the postseason (0-5) as Philadelphia dominated the Bucs in a 21-3 victory at Veterans Stadium. The Bucs struck first on a 29-yard field goal by K Martin Gramatica early in the second quarter, but the Eagles defense proved stingy for the rest of the contest. Tampa Bay mustered 199 total yards, including just 50 on the ground, and was held to 3-of-13 on third down conversions. The Philadelphia offense, led by QB Donovan McNabb, scored all the points it would need on two drives late in the first half. McNabb kept the ball on a quarterback draw for a five-yard score with 3:21 left following a fumble by Bucs QB Shaun King. King was sacked by Philadelphia DE Hugh Douglas, putting the Eagles in great field position at the Tampa Bay 15-yard line. McNabb then extended the lead to 14-3 with a five-yard scoring strike to WR Na Brown with 12 seconds remaining before intermission. After a scoreless third quarter, the Eagles put the game out of reach on McNabb's second touchdown pass of the day, a two-yarder to TE Jeff Thomason early in the final period. McNabb completed passes to 10 different players on 24-of-33 attempts for 161 yards, and also rushed for 32 yards on eight carries. Eagles RB Chris Warren aided the ground attack, gaining 82 yards on 21 carries. Bucs QB Shaun King passed for 171 yards, including six completions to WR Keyshawn Johnson for 106 yards. But the rushing game was shut down, with FB Mike Alstott totaling 42 yards and RB Warrick Dunn gaining just one yard on eight carries.

SCORING	1	2	3	4	F
Tampa Bay	0	3	0	0	3
Philadelphia	0	14	0	7	21
Tampa Bay:	Gramatica 29-yd. FG				
Philadelphia:	McNabb 5-yd. run (Akers kick)				
Philadelphia:	Brown 5-yd. pass from McNabb (Akers kick)				
Philadelphia:	Thomason 2-yd. pass from McNabb (Akers kick)				

### TEAM STATISTICS

	TB	PHI
First Downs	11	20
Total Net Yards	199	277
Total Offensive Plays	54	68
Rushes-Net Yards	19-50	33-126
Net Yards Passing	149	151
Att.-Comp.-Int.	31-17-0	33-24-1
Sacked-Yards	4-22	2-10
Punts.-Avg.	6-40.5	5-36.6
Fumbles-Lost	2-1	1-0
Penalties-Yards	7-62	2-20
Time of Possession	25:06	34:53

### INDIVIDUAL STATISTICS

#### RUSHING

Tampa Bay: Alstott 7-42, King 4-7, Dunn 8-1.  
Philadelphia: Warren 21-82, McNabb 8-32, Mitchell 4-12.

#### PASSING

Tampa Bay: King 31-17-171, 0 TD, 0 INT, 41 LG.  
Philadelphia: McNabb 33-24-161, 2 TD, 1 INT, 25 LG.

#### RECEIVING

Tampa Bay: Johnson 6-106, Dunn 5-28, Alstott 2-14, Moore 2-12, Anthony 1-6, Hape 1-5.  
Philadelphia: Johnson 5-47, Mitchell 5-37, Small 3-30, Lewis 3-24, Martin 2-8, Pritchett 2(-1), Brown 1-5, Pinkston 1-5, Warren 1-4, Thomason 1-2.

#### INTERCEPTIONS

Tampa Bay: Abraham 1-0.  
Philadelphia: None.

#### SACKS

Tampa Bay: White 1-10, Singleton 0.5-0, Webster 0.5-0.  
Philadelphia: Douglas 2-14, Caldwell 1-7, Thomas 1-1.

#### ATTENDANCE

65,813



## 2001 NFC WILD CARD PLAYOFF GAME



PHILADELPHIA 31, TAMPA BAY 9  
 JANUARY 12, 2002  
 VETERANS STADIUM (65,847)



**PHILADELPHIA** — Philadelphia controlled the running game and took advantage of four Bucs' turnovers as it ended Tampa Bay's season for the second consecutive year in a 31-9 victory at Veterans Stadium in an NFC Wild Card contest. The Bucs remained winless on the road in the postseason (0-6) and were handed a first round playoff loss for the second straight year in what would prove to be Tony Dungy's final game as head coach. FS Dexter Jackson intercepted Eagles QB Donovan McNabb on the opening series, leading to a 36-yard field goal by K Martin Gramatica. The Eagles pulled even on a David Akers FG and TE Chad Lewis gave Philadelphia the lead for good on a 16-yard TD reception from McNabb. Gramatica cut the lead to 10-6 with his second three-pointer, but McNabb found RB Duce Staley for a 23-yard TD pass in the final minute of the first half for a 17-6 lead. Gramatica again closed the gap with a 27-yard FG on the final play of the half, drawing the Bucs to within 17-9 at the break. But the Eagles dominated the second half, adding a 25-yard TD scamper by RB Correll Buckhalter and a 59-yard interception return for a touchdown by S Damon Moore in the closing minutes. Tampa Bay mustered just 258 yards of total offense, including 63 on the ground. QB Brad Johnson threw four interceptions and the Bucs converted on only 5-of-12 third down attempts. McNabb, who passed for 194 yards, added 57 yards rushing.



SCORING	1	2	3	4	F
Tampa Bay	3	6	0	0	9
Philadelphia	3	14	7	7	31

<b>Tampa Bay:</b>	Gramatica 36-yd. FG
<b>Philadelphia:</b>	Akers 26-yd. FG.
<b>Philadelphia:</b>	Lewis 16-yd. pass from McNabb (Akers kick)
<b>Tampa Bay:</b>	Gramatica 32-yd. FG
<b>Philadelphia:</b>	Staley 23-yd. pass from McNabb (Akers kick)
<b>Tampa Bay:</b>	Gramatica 27-yd. FG
<b>Philadelphia:</b>	Buckhalter 25-yd. run (Akers kick)
<b>Philadelphia:</b>	Moore 59-yd. INT return (Akers kick)

## TEAM STATISTICS

	TB	PHI
First Downs	16	17
Total Net Yards	258	334
Total Offensive Plays	61	57
Rushes-Net Yards	24-63	29-148
Net Yards Passing	195	186
Att.-Comp.-Int.	36-22-4	25-16-1
Sacked-Yards	1-7	3-8
Punts-Avg.	5-41.6	6-37.7
Fumbles-Lost	1-0	1-0
Penalties-Yards	4-28	7-59
Time of Possession	29:37	30:23

## INDIVIDUAL STATISTICS

## RUSHING

**Tampa Bay:** Alstott 12-32, Dunn 11-29, B. Johnson 1-2.  
**Philadelphia:** McNabb 4-57, Buckhalter 9-55, Staley 15-34, Thrash 1-2.

## PASSING

**Tampa Bay:** B. Johnson 36-22-202, 0 TD, 4 INT.  
**Philadelphia:** McNabb 25-16-194, 2 TD, 1 INT.

## RECEIVING

**Tampa Bay:** Dunn 8-37, Alstott 5-32, K. Johnson 3-75, Williams 2-25, Green 2-15, Moore 1-13, Yoder 1-5.  
**Philadelphia:** Pinkston 5-62, Lewis 4-60, Thrash 3-32, Staley 2-27, Buckhalter 2-13.

## INTERCEPTIONS

**Tampa Bay:** Jackson 1-9.  
**Philadelphia:** Moore 2-59, Dawkins 1-0, Vincent 1-0.

## SACKS

**Tampa Bay:** Rice 2-7, White 1-1.  
**Philadelphia:** Douglas 1-7.

## ATTENDANCE

65,847

## 2002 NFC DIVISIONAL PLAYOFF GAME



TAMPA BAY 31, SAN FRANCISCO 6  
 JANUARY 12, 2003  
 RAYMOND JAMES STADIUM (65,599)



**TAMPA** – Tampa Bay advanced to the NFC Championship Game for the third time in club history (also 1979 and 1999) behind a suffocating defense and pair of touchdown passes by QB Brad Johnson as the Buccaneers defeated San Francisco at Raymond James Stadium. Tampa Bay jumped out to a 28-6 halftime lead, reaching the end zone on three consecutive possessions in the first half. FB Mike Alstott opened the scoring with a two-yard run and added his second scoring run with less than one minute remaining in the first half. Sandwiched in between Alstott's two scores were scoring strikes to WR Joe Jurevicius from 20 yards and TE Rickey Dudley's 12-yard score in the second quarter. Johnson, who returned to the starting lineup after missing the last two regular season games with a right lower back contusion, completed 15-of-31 passes for 196 yards with two touchdowns and one interception. Tampa Bay's top-ranked defense forced five turnovers, including three interceptions of 49ers QB Jeff Garcia. San Francisco, which entered the game averaging 22.9 points per contest in the regular season and put up 39 points in its Wild Card win over the New York Giants, were limited to just two first half field goals and 228 total yards. The Bucs' defense did not allow the 49ers to score a touchdown for the first time in 50 games (counting postseason). LB Derrick Brooks, the 2002 NFL Defensive Player of the Year, posted seven tackles, one INT and a sack to pace the Bucs' defense. Tampa Bay's secondary limited WR Terrell Owens to just four catches for 35 yards as CB Ronde Barber recorded an interception and CB Dwight Smith added an interception and a fumble recovery on special teams.



SCORING	1	2	3	4	F
San Francisco	3	3	0	0	6
Tampa Bay	7	21	3	0	31

<b>Tampa Bay:</b>	Alstott 2 run (Gramatica kick)
<b>San Francisco:</b>	Chandler 24 FG
<b>Tampa Bay:</b>	Jurevicius 20 pass from B. Johnson (Gramatica kick)
<b>San Francisco:</b>	Chandler 40 FG
<b>Tampa Bay:</b>	Dudley 12 pass from B. Johnson (Gramatica kick)
<b>Tampa Bay:</b>	Alstott 2 run (Gramatica kick)
<b>Tampa Bay:</b>	Gramatica 19 FG

### TEAM STATISTICS

	SF	TB
First Downs	14	21
Total Net Yards	228	329
Total Offensive Plays	58	71
Rushes-Net Yards	13-62	38-121
Net Yards Passing	166	208
Att.-Comp.-Int.	41-22-3	32-16-1
Sacked-Yards	4-27	1-9
Punts.-Avg.	3-34.3	4-47.3
Fumbles-Lost	4-2	2-1
Penalties-Yards	6-71	10-100
Time of Possession	23:14	36:46

### INDIVIDUAL STATISTICS

#### RUSHING

**Tampa Bay:** Alstott 17-60 (2 TD), Pittman 17-41, Stecker 2-8, R. Johnson 1-7, B. Johnson 1-5.  
**San Francisco:** Hearst 10-55, Barlow 3-7.

#### PASSING

**Tampa Bay:** B. Johnson 31-15-196, 2 TD, 1 INT, R. Johnson 1-1-21.  
**San Francisco:** Garcia 41-22-193, 0 TD, 3 INT.

#### RECEIVING

**Tampa Bay:** K. Johnson 5-85, Jurevicius 3-48 (1 TD), Dilger 3-35, Alstott 3-27, Dudley 1-12 (1 TD), Pittman 1-10.  
**San Francisco:** Streets 5-62, Owens 4-35, Hearst 4-29, Stokes 3-20, Beasley 2-15, E. Johnson 2-7, Wilson 1-22, Barlow 1-3.

#### INTERCEPTIONS

**Tampa Bay:** Barber 1-25, Smith 1-6, Brooks 1-0.  
**San Francisco:** Holman 1-13.

#### SACKS

**Tampa Bay:** Rice 1-8, Singleton 1-6, Spires 1-8, Brooks 0.5-2.5, Sapp 0.5-2.5.  
**San Francisco:** Peterson 1-9.

#### ATTENDANCE

65,599

## 2002 NFC CHAMPIONSHIP GAME



TAMPA BAY 27, EAGLES 10  
 JANUARY 19, 2003  
 VETERANS STADIUM (66,713)



**PHILADELPHIA** — Tampa Bay advanced to its first Super Bowl appearance in club history with a 27-10 victory over the Philadelphia Eagles in the final game at Veterans Stadium. The Buccaneers, under first-year head coach Jon Gruden, forced three Eagles turnovers en route to securing Tampa Bay's first road win in postseason history. CB Ronde Barber paced an outstanding defensive effort with a club-record 92-yard INT return for a TD, four passes defended, three tackles, one sack and a forced fumble. Tampa Bay built a 17-10 halftime lead behind QB Brad Johnson, who completed 20-of-33 passes for 259 yards with one TD and one INT. On the game's opening kickoff, Philadelphia KR Brian Mitchell raced 70 yards to set up RB Duce Staley's 20-yard run for a 7-0 lead. The Buccaneers responded when K Martin Gramatica drilled a club postseason-record 48-yard field goal to cut the deficit to 7-3. Late in the first quarter, Brad Johnson connected with WR Joe Jurevicius for a 71-yard completion—the second-longest in team postseason history—to set up FB Mike Alstott's one-yard TD run for a 10-7 lead. K David Akers tied the contest with a 30-yard FG, but Brad Johnson connected on a nine-yard TD to WR Keyshawn Johnson for the go-ahead score. The Bucs' defense stifled the Eagles' offensive attack in the second half and allowed just 30 yards and two first downs in the third quarter. Tampa Bay added 10 more points as Gramatica hit a 27-yard FG in the third quarter and Barber punctuated the win with the first-ever interception return in club playoff history late in the fourth quarter.

SCORING	1	2	3	4	F
Tampa Bay	10	7	3	7	27
Philadelphia	7	3	0	0	10

Philadelphia:	Staley 20 run (Akers kick)
Tampa Bay:	Gramatica 48 FG
Tampa Bay:	Alstott 1 run (Gramatica kick)
Philadelphia:	Akers 30 FG
Tampa Bay:	K. Johnson 9 pass from B. Johnson (Gramatica kick)
Tampa Bay:	Gramatica 27 FG
Tampa Bay:	Barber 92 INT return (Gramatica kick)

## TEAM STATISTICS

	TB	PHI
First Downs	15	20
Total Net Yards	308	312
Total Offensive Plays	65	72
Rushes-Net Yards	32-49	21-80
Net Yards Passing	259	232
Att.-Comp.-Int.	33-20-1	49-26-1
Sacked-Yards	0-0	2-11
Punts -Avg.	7-36.3	7-39.9
Fumbles-Lost	0-0	2-2
Penalties-Yards	3-16	5-45
Time of Possession	30:53	29:07

## INDIVIDUAL STATISTICS

## RUSHING

**Tampa Bay:** Alstott 17-25 (1 TD), Pittman 8-17, Stecker 1-9, B. Johnson 6--2.

**Philadelphia:** Staley 13-58 (1 TD), McNabb 3-17, Westbrook 2-5, Levens 3-0.

## PASSING

**Tampa Bay:** B. Johnson 33-20-259, 1 TD, 1 INT.

**Philadelphia:** McNabb 49-26-243, 0 TD, 1 INT.

## RECEIVING

**Tampa Bay:** Pittman 5-53, McCardell 5-37, Dilger 3-41, K. Johnson 3-40 (1 TD), Jurevicius 1-71, Williams 1-7, Dudley 1-7, Stecker 1-3.

**Philadelphia:** Lewis 6-65, Staley 6-26, Freeman 5-66, Thrash 4-23, Pinkston 3-51, Westbrook 1-8, Martin 1-4.

## INTERCEPTIONS

**Tampa Bay:** Barber 1-92 (1 TD).

**Philadelphia:** Taylor 1-1.

## SACKS

**Tampa Bay:** Rice 1-6, Barber 1-5.

**Philadelphia:** None.

## ATTENDANCE

66,713



# SUPER BOWL XXXVII




TAMPA BAY 48, OAKLAND 21  
JANUARY 26, 2003  
QUALCOMM STADIUM (67,603)



**SAN DIEGO** – Tampa Bay, behind a suffocating defense, set Super Bowl records with five interceptions, including a Super Bowl record-setting three for touchdowns, as the Buccaneers defeated the Oakland Raiders 48-21 to capture Super Bowl XXXVII at Qualcomm Stadium for the first NFL championship in team history. Jon Gruden became the youngest head

coach at the time (age 39) to win a Super Bowl as the Buccaneers' top-ranked defense stifled the Raiders No. 1 ranked offense. S Dexter Jackson earned Most Valuable Player honors for his two first-half interceptions and CB Dwight Smith returned a pair of second-half interceptions from 44 and 50 yards for TDs. LB Derrick Brooks added a 44-yard INT return for a score. The Buccaneers' defense held the Raiders to 269 total yards, 19 rushing yards and 11 total first downs. Tampa Bay's defensive line added five sacks, including two courtesy of DE Simeon Rice. Raiders QB Rich Gannon, the league's Most Valuable Player, completed 24-of-44 passes for 272 yards with two TDs and a Super Bowl record five INTs. Gannon, who threw just 10 INTs in 618 passing attempts during the regular season, finished with a 48.9 passer rating as Tampa Bay held Oakland to 62 total yards in the first half, the second-fewest in Super Bowl history. Oakland took a 3-0 lead on its initial possession with a 40-yard field goal by K Sebastian Janikowski. But that lead was short-lived as the Buccaneers built a 20-3 halftime advantage on a pair of K Martin Gramatica field goals and a two-yard TD run by FB Mike Alstott and a five-yard TD reception by WR Keenan McCardell. The Buccaneers scored a pair of touchdowns in the third quarter on McCardell's eight-yard scoring pass from QB Brad Johnson, who completed 18-of-34 passes for 215 yards with two TDs and one INT, and Smith's 44-yard INT return for a 34-3 advantage. RB Michael Pittman posted a season-high 29 carries for 124 yards. Oakland found the end zone for the first time late in the third quarter and added two more TDs, the last by All-Pro WR Jerry Rice from 48 yards out to cut the lead to 34-21. But the Buccaneers clinched their first championship in 27 seasons with two defensive scores in the final 1:18, courtesy of Brooks, the NFL's Defensive Player of the Year, and Smith's score with just two seconds remaining.



ADMINISTRATION

PLAYERS

2015 REVIEW

HISTORY

RECORDS

SIDELINES

SCORING	1	2	3	4	F
Oakland	3	0	6	12	21
Tampa Bay	3	17	14	14	48

Oakland: Janikowski 40 FG  
 Tampa Bay: Gramatica 31 FG  
 Tampa Bay: Gramatica 43 FG  
 Tampa Bay: Alstott 2 run (Gramatica kick)  
 Tampa Bay: McCardell 5 pass from B. Johnson (Gramatica kick)

Tampa Bay: McCardell 8 pass from B. Johnson (Gramatica kick)

Tampa Bay: Smith 44 INT return (Gramatica kick)  
 Oakland: Porter 39 pass from Gannon (pass failed)  
 Oakland: E. Johnson 13 return of blocked punt (pass failed)  
 Oakland: Rice 48 pass from Gannon (pass failed)  
 Tampa Bay: Brooks 44 INT return (Gramatica kick)  
 Tampa Bay: Smith 50 INT return (Gramatica kick)

## TEAM STATISTICS

	OAK	TB
First Downs	11	24
Total Net Yards	269	365
Total Offensive Plays	60	76
Rushes-Net Yards	11-19	42-150
Net Yards Passing	250	215
Att.-Comp.-Int.	44-24-5	34-18-1
Sacked-Yards	5-22	0-0
Punts-Avg.	5-39.0	5-31.0
Fumbles-Lost	1-0	1-0
Penalties-Yards	7-51	5-41
Time of Possession	22:46	37:14

## INDIVIDUAL STATISTICS

### RUSHING

Oakland: Garner 7-10, Crockett 2-6, Cannon 2-3.  
 Tampa Bay: Pittman 29-124, Alstott 10-15 (1 TD),  
 B. Johnson 1-10, Stecker 1-1, Tupa 1-0.

### PASSING

Oakland: Gannon 44-24-272, 2 TD, 5 INT.  
 Tampa Bay: B. Johnson 34-18-215, 2 TD, 1 INT.

### RECEIVING

Oakland: Garner 7-51, Rice 5-77 (1 TD), Jolley 5-59, Porter 4-62 (1 TD),  
 Brown 1-9, Ritchie 1-7, Wheatley 1-7.  
 Tampa Bay: K. Johnson 6-69, Alstott 5-43, Jurevicius 4-78, McCardell  
 2-13 (2 TD), Dilger 1-12.

### INTERCEPTIONS

Oakland: Woodson 1-12.  
 Tampa Bay: Smith 2-94 (2 TD), Jackson 2-34, Brooks 1-44 (1 TD).

### SACKS

Oakland: None.  
 Tampa Bay: Rice 2-7, Sapp 1-9, Spires 1-5, Wyms 1-1.

### ATTENDANCE

67,603



# 2005 NFC WILD CARD GAME



## WASHINGTON 17, TAMPA BAY 10 JANUARY 7, 2006 RAYMOND JAMES STADIUM (65,514)



**TAMPA** — Despite surrendering just 120 yards of total offense to the visiting Washington Redskins, Tampa Bay suffered its first playoff defeat at Raymond James Stadium in the NFC Wild Card contest. The 120 yards were the fewest yards gained by a winning team in a game in NFL playoff history. Redskins QB Mark Brunell was limited to seven completions on 15 attempts for 41 yards and one interception while the Washington rushing attack averaged only 3.1 yards per carry on 31 attempts. Tampa Bay fell behind 14-0 in the first quarter following two Tampa Bay miscues. Redskins LB LaVar Arrington picked off a tipped QB Chris Simms pass deep in Buccaneers territory on their second possession, setting up a RB Clinton Portis six-yard touchdown run. On the ensuing possession, RB Carnell "Cadillac" Williams fumbled and Redskins S Sean Taylor returned it 51 yards for a touchdown. The two teams traded field goals in the second quarter as Washington went to the locker room with a 17-3 lead at halftime. Tampa Bay got back within seven at 17-10 on its first possession of the second half, driving 51 yards in seven plays as Simms capped it off with a two-yard touchdown run for what turned out to be the final scoring of the day. Following a CB Brian Kelly interception in Washington territory with just under four minutes remaining, the Buccaneers had a chance to tie the game but Simms' 35-yard pass into the end zone to WR Edell Shepherd was ruled incomplete. Tampa Bay regained possession near midfield with 1:05 left in the contest, but Simms was intercepted following another tipped ball on the first play of the drive.

SCORING	1	2	3	4	F
Washington	14	3	0	0	17
Tampa Bay	0	3	7	0	10

- Washington: Portis 6 run (Hall kick)
- Washington: Taylor 51 fumble return (Hall kick)
- Tampa Bay: Bryant 43 FG
- Washington: Hall 47 FG
- Tampa Bay: Simms 2 run (Bryant kick)



### TEAM STATISTICS

	WASH	TB
First Downs	9	17
Total Net Yards	120	243
Total Offensive Plays	49	66
Rushes-Net Yards	31-95	25-75
Net Yards Passing	25	168
Att.-Comp.-Int.	16-7-1	38-25-2
Sacked-Yards	2-16	3-30
Punts-Avg.	7-38.3	5-39.4
Fumbles-Lost	3-0	3-1
Penalties-Yards	4-30	3-30
Time of Possession	25:31	34:29

### INDIVIDUAL STATISTICS

#### RUSHING

Washington: Portis 16-53 (1 TD), Betts 10-25, Moss 1-11, Brunell 4-6.  
Tampa Bay: Williams 18-49, Alstott 4-15, Simms 3-11.

#### PASSING

Washington: Brunell 15-7-41, 0 TD, 1 INT, Portis 1-0-0, 0 TD, 0 INT.  
Tampa Bay: Simms 38-25-198, 0 TD, 2 INT.

#### RECEIVING

Washington: Moss 2-18, Cooley 2-12, Betts 1-11, Thrash 1-5, Portis 1-(-5).  
Tampa Bay: Galloway 7-69, Hilliard 4-38, Pittman 3-30, Becht 3-26, Smith 3-14, Williams 3-10, Alstott 1-7, Shepherd 1-4.

#### INTERCEPTIONS

Washington: Arrington 1-21, Washington 1-13.  
Tampa Bay: Kelly 1-3.

#### SACKS

Washington: Daniels 1-13, Stoutmire 1-9, Evans 1-8.  
Tampa Bay: Rice 1-11, Wymms 1-5.

#### ATTENDANCE

65,514

## 2007 NFC WILD CARD GAME



N.Y. GIANTS 24, TAMPA BAY 14  
 JANUARY 6, 2008  
 RAYMOND JAMES STADIUM (65,621)



**TAMPA** – Playing host to the New York Giants in an NFC Wild Card matchup, the Buccaneers 2007 season came to an end as the Giants advanced with a 24-14 victory. Tampa Bay started fast, taking a 7-0 lead in the first quarter on a RB Earnest Graham one-yard touchdown run as the Buccaneers gained 78 first-quarter yards compared to the Giants minus-two yards. New York evened the score with 10:02 left in the first half as QB Eli Manning found RB Brandon Jacobs on a five-yard scoring pass. The Giants took the lead on their next possession as Jacobs scored on an eight-yard run, giving New York a 14-7 lead at halftime. Following a Buccaneers fumble on the opening kickoff of the second half, the Giants tacked on a 25-yard field goal for a 17-7 lead. Tampa Bay drove into Giants territory on its next possession, but QB Jeff Garcia was intercepted in the end zone. Following a Buccaneers punt that pinned the Giants at their own eight-yard line, New York drove 92 yards in 15 plays to take a 24-7 lead with 8:03 left in the game on a Manning to WR Amani Toomer four-yard touchdown pass. Tampa Bay pulled within 10 on the ensuing drive as Garcia connected with TE Alex Smith for a six-yard score with 3:25 left in the contest. The Buccaneers forced a punt on the Giants next possession and advanced near midfield, but Garcia was intercepted just after the two-minute warning to end the Buccaneers comeback attempt. LB Derrick Brooks played in his 11th postseason game, becoming the all-time leader in postseason games played in franchise history.

SCORING	1	2	3	4	F
N.Y. Giants	0	14	3	7	24
Tampa Bay	7	0	0	7	14

<b>Tampa Bay:</b>	Graham 1 run (Bryant kick)
<b>New York:</b>	Jacobs 5 pass from Manning (Tynes kick)
<b>New York:</b>	Jacobs 8 run (Tynes kick)
<b>New York:</b>	Tynes 25 FG
<b>New York:</b>	Toomer 4 pass from Manning (Tynes kick)
<b>Tampa Bay:</b>	Smith 6 pass from Garcia (Bryant kick)

## TEAM STATISTICS

	NYG	TB
First Downs	16	20
Total Net Yards	277	271
Total Offensive Plays	58	62
Rushes-Net Yards	30-100	22-69
Net Yards Passing	177	202
Att.-Comp.-Int.	27-20-0	39-23-2
Sacked-Yards	1-8	1-5
Punts-Avg.	6-44.5	5-36.8
Fumbles-Lost	0-0	2-1
Penalties-Yards	5-41	4-25
Time of Possession	33:31	26:29

## INDIVIDUAL STATISTICS

## RUSHING

**New York:** Bradshaw 17-66, Jacobs 13-34.  
**Tampa Bay:** Graham 18-63, Pittman 1-5, Askew 1-3, Garcia 1-2, Galloway 1-(-4).

## PASSING

**New York:** Manning 27-20-185, 2 TD, 0 INT.  
**Tampa Bay:** Garcia 39-23-207, 1 TD, 2 INT.

## RECEIVING

**New York:** Toomer 7-74, Burress 4-38, Smith 3-29, Jacobs 2-16, Boss 2-14, Bradshaw 1-9, Hedgecock 1-5.  
**Tampa Bay:** Pittman 5-62, Graham 4-27, Hilliard 4-27, Clayton 3-39, Smith 3-26, Askew 2-12, Galloway 1-9, Stevens 1-5.

## INTERCEPTIONS

**New York:** Webster 1-0, McQuarters 1-0.  
**Tampa Bay:** None.

## SACKS

**New York:** Strahan 1-5.  
**Tampa Bay:** Adams 1-8.

## ATTENDANCE

65,621





# TAMPA BAY BUCCANEERS SUPER BOWL RING

ADMINISTRATION

PLAYERS

2015 REVIEW

HISTORY

RECORDS

SIDELINES



In the long-established tradition of creating custom awards for the world of sports, Tiffany & Co. designed the Super Bowl championship rings presented to the Tampa Bay Buccaneers, winners of Super Bowl XXXVII.

The fourteen-karat yellow gold ring incorporates the Vince Lombardi Super Bowl Trophy, an original Tiffany design featuring a football in kicking position, which the company has produced for every Super Bowl since its inception in 1967. In the ring's depiction, the trophy base is set with three rectangular modified brilliant diamonds, the football is studded with a marquise diamond, and 50 sparkling round diamonds set in white gold surround the trophy. The ring's bezel reads 'Tampa Bay Buccaneers World Champions.'

Details of Super Bowl XXXVII and the Buccaneers are commemorated on the sides of the ring. On one side, the cities of the contending teams (Tampa Bay and Oakland) appear, along with the final game score (48-21), date and place of Super Bowl XXXVII (January 26, 2003, in San Diego, Calif.), and the Super Bowl and

NFL shield logos. The ring's other side displays the player's name engraved on a banner and captures the team's undaunted spirit with flag logo, palm trees, and a seagoing pirate ship reminiscent of the Buccaneers' own ship that is a fan favorite at home games.

The ring reflects the close collaboration between Tiffany and the Tampa Bay Buccaneers in capturing the rich symbolism of the Super Bowl, the winning team, and the NFL. The awarding of the Super Bowl rings to the victorious Buccaneers followed the presentation of the Vince Lombardi trophy presented to the team on Super Bowl Sunday.

In addition to creating the Vince Lombardi trophy, Tiffany also creates the Pete Rozelle trophy presented to the Most Valuable Player of the Super Bowl game. Named for the late NFL Commissioner whose distinguished career spanned nearly 30 years, the trophy, a shooting star design handcrafted of sterling silver with vermeil, was first awarded in 1991 at Super Bowl XXV. The Pete Rozelle trophy was awarded to Tampa Bay's Dexter Jackson.



AT LEFT: Both sides of former Buccaneers FB Mike Alstott's Super Bowl ring

TAMPA BAY BUCCANEERS

# RECORDS



# BUCCANEERS RECORDS

## INDIVIDUAL RECORDS/OFFENSE

### SCORING

#### MOST POINTS SCORED

Season	131, Matt Bryant, 2008
	128, Martin Gramatica, 2002
	126, Martin Gramatica, 2000
	123, Connor Barth, 2012
	118, Matt Bryant, 2007
Game	<b>24, Doug Martin, at Oakland, 11/4/12</b>
	24, Jimmie Giles, at Miami, 10/20/85
	<b>18, Doug Martin, vs. Jacksonville, 10/11/15</b>
	18, Bobby Rainey, vs. Atlanta, 11/17/13
	18, Michael Pittman, vs. Kansas City, 11/7/04
	18, Keenan McCardell, vs. Indianapolis, 10/6/03
	18, Mike Alstott, vs. Minnesota, 10/28/01
	18, Warrick Dunn, vs. St. Louis, 12/18/00
	18, Mike Alstott, at Cincinnati, 12/27/98
	18, Reggie Cobb, vs. Detroit, 11/10/91
	18, Morris Owens, vs. Miami, 10/24/76

#### MOST TOUCHDOWNS SCORED

Season	13, James Wilder (13 rush), 1984
	<b>12, Mike Evans (12 rec.), 2014</b>
	<b>12, Doug Martin (11 rush, 1 rec.), 2012</b>
	11, Mike Williams (11 rec.), 2010
	11, Mike Alstott (10 rush, 1 rec.), 2001
	11, Errict Rhett (11 rush), 1995
	10, Joey Galloway (10 rec.), 2005
	10, Michael Pittman (7 rush, 3 rec.), 2004
	10, Mike Alstott (7 rush, 3 rec.), 1997
	10, James Wilder (10 rush), 1985
Game	<b>4, Doug Martin, at Oakland, 11/4/12</b>
	4, Jimmie Giles, at Miami, 10/20/85
	<b>3, Doug Martin, vs. Jacksonville, 10/11/15</b>
	3, Bobby Rainey, vs. Atlanta 11/17/13
	3, Michael Pittman, vs. Kansas City, 11/7/04
	3, Keenan McCardell, vs. Indianapolis, 10/6/03
	3, Mike Alstott, vs. Minnesota, 10/28/01
	3, Warrick Dunn, vs. St. Louis, 12/18/00
	3, Mike Alstott, at Cincinnati, 12/27/98
	3, Reggie Cobb, vs. Detroit, 11/10/91
	3, Morris Owens, vs. Miami, 10/24/76

#### MOST POINTS PLACEKICKING

Season	131, Matt Bryant, 2008
Game	16, Martin Gramatica, vs. New Orleans, 12/23/01 (4 FGs, 4 PATs)
	15, Martin Gramatica, at Chicago, 12/29/02 (5 FGs)
	14, Kyle Brindza, at New Orleans, 9/20/15
	14, Connor Barth, vs. New Orleans, 10/16/11
	14, Steve Christie, vs. Minnesota, 12/16/90
	14, Steve Christie, vs. Green Bay, 10/14/90
	14, Donald Igwebuike, at Chicago, 11/19/89
	14, Bill Capece, vs. Chicago, 1/2/83 (rest are 4 FGs, 2 PATs)

#### MOST FIELD GOALS

Season	32, Matt Bryant, 2008
	32, Martin Gramatica, 2002
Game	5, Martin Gramatica, at Chicago, 12/29/02

#### MOST FIELD GOALS ATTEMPTED

Season	39, Martin Gramatica, 2002
Game	6, Michael Husted, vs. Cincinnati, 10/8/95

#### BEST FIELD GOAL PERCENTAGE

Season	92.9%, Connor Barth, 2011 (26-28)
--------	-----------------------------------

#### MOST EXTRA POINTS

Season	42, Martin Gramatica, 2000
Game	6, Connor Barth, at Oakland, 11/4/12
	6, Donald Igwebuike, vs. Atlanta, 9/13/87

#### MOST EXTRA POINTS ATTEMPTED

Season	42, Martin Gramatica, 2000
Game	7, Donald Igwebuike, vs. Atlanta, 9/13/87

#### BEST EXTRA POINT PERCENTAGE

Season	100%, 18 times, most recently by (min. 20) Patrick Murray, 2014 (31-31)
--------	----------------------------------------------------------------------------

#### MOST CONSECUTIVE GAMES

##### SCORING A TOUCHDOWN

6, Earnest Graham, 11/4/07 - 12/16/07
5, Mike Alstott, 12/26/99-9/17/00*
5, Errict Rhett, 9/24/95 - 10/22/95
5, Reggie Cobb, 9/27/92 - 11/1/92
5, Gary Anderson, 9/9/90 - 10/7/90
5, James Owens, 9/11/83-10/9/83
5, Ricky Bell, 11/19/78-9/23/79*

\*Over two seasons

#### LONGEST FIELD GOAL MADE

62, Matt Bryant, vs. Philadelphia, 10/22/06
57, Connor Barth, vs. Washington, 9/30/12
57, Michael Husted, at L.A. Raiders, 12/19/93

#### LONGEST FIELD GOAL ATTEMPT

62, Matt Bryant, vs. Philadelphia, 10/22/06
62, Martin Gramatica, vs. Indianapolis, 10/6/03
62, Donald Igwebuike, at New Orleans, 9/22/85 and vs. Minnesota, 9/15/85

#### MOST CONSECUTIVE FIELD GOALS MADE

25, Connor Barth, 10/16/11 - 9/30/12
16, Martin Gramatica, 10/9/00 - 12/30/12
16, Michael Husted, 11/19/95 - 9/22/96

#### MOST CONSECUTIVE EXTRA POINTS

129, Martin Gramatica, 9/12/99 - 9/8/03
-----------------------------------------

## COMBINED YARDAGE

### MOST TOTAL YARDS, RUSHING AND RECEIVING

Season	2,229, James Wilder, 1984 (1,544 rush, 685 rec)
	<b>1,928, Doug Martin, 2012 (1,454 rush, 472 rec)</b>
	<b>1,673, Doug Martin, 2015 (1,402 rush, 271 rec)</b>
	1,641, James Wilder, 1985 (1,300 rush, 341 rec)
	1,555, Warrick Dunn, 2000 (1,133 rush, 422 rec)
	1,511, Ricky Bell, 1979 (1,263 rush, 248 rec)
	1,440, Warrick Dunn, 1997 (978 rush, 462 rec)
	1,422, Mark Carrier, 1989 (1,422 rec)
	<b>1,384, Vincent Jackson, 2012 (1,384 rec.)</b>
	1,370, Warrick Dunn, 1998 (1,026 rush, 344 rec)
Game	<b>272, Doug Martin, at Oakland, 11/4/12</b> <b>(251 rush, 21 rec)</b>
	239, James Wilder, at Minnesota, 11/6/83 (219 rush, 20 rec)
	<b>235, Doug Martin, at Philadelphia, 11/22/15</b> <b>(235 rush)</b>
	221, Warrick Dunn, vs. Dallas, 12/3/00 (210 rush, 11 rec)
	<b>216, Vincent Jackson, vs. New Orleans, 10/21/12</b> <b>(216 rec.)</b>
	216, James Wilder, vs. Green Bay, 9/30/84 (172 rush, 44 rec)
	<b>214, Doug Martin, at Minnesota, 10/25/12</b> <b>(135 rush, 79 rec)</b>
	212, Mark Carrier, at New Orleans, 12/6/87 (212 rec)
	<b>209, Mike Evans, at Washington, 11/16/14</b> <b>(209 rec.)</b>
	201, James Wilder, vs. Detroit, 11/23/86 (130 rush, 71 rec)
	200, Antonio Bryant, at Carolina, 12/8/08 (200 rec)

**MOST YARDS, PASSING AND RUSHING**

Season	<b>4,213, Jameis Winston, 2015 (4,042, 213 rush)</b> 4,204, Josh Freeman, 2012 (4,065 pass, 139 rush) 3,844, Brad Johnson, 2003 (3,811 pass, 33 rush) 3,830, Josh Freeman, 2011 (3,592 pass, 238 rush) 3,815, Josh Freeman, 2010 (3,451 pass, 364 rush) 3,772, Doug Williams, 1981 (3,563 pass, 209 rush)
Game	499, Doug Williams, at Minnesota, 11/16/80 (486 pass, 13 rush) 468, Vinny Testaverde, at Indianapolis, 10/16/88 (469 pass, -1 rush) 429, Josh Freeman, vs. New Orleans, 10/21/12 (420 pass, 9 rush) 407, Brian Griese, at Chicago, 9/21/08 (407 pass) 404, Brad Johnson vs. Chicago, 11/18/01 (399 pass, 5 rush) 397, Doug Williams, vs. Chicago, 1/2/83 (367 pass, 30 rush) 395, Brian Griese, at San Diego, 12/12/04 (392 pass, 3 rush) 390, Josh Freeman, vs. St. Louis, 12/23/12 (372 pass, 18 rush) 388, Vinny Testaverde, at New Orleans, 12/6/87 (369 pass, 19 rush) 381, Vinny Testaverde, vs. Green Bay 9/13/92 (363 pass, 18 rush)

**RUSHING****MOST YARDS RUSHING**

Season	1,544, James Wilder, 1984 <b>1,454, Doug Martin, 2012</b> <b>1,402, Doug Martin, 2015</b> 1,300, James Wilder, 1985 1,263, Ricky Bell, 1979 1,207, Errict Rhett, 1995 1,178, Carnell Williams, 2005 1,171, Reggie Cobb, 1992 1,133, Warrick Dunn, 2000 1,026, Warrick Dunn, 1998 1,011, Errict Rhett, 1994 1,007, LeGarrette Blount, 2010
Game	<b>251, Doug Martin, at Oakland, 11/4/12</b> <b>235, Doug Martin, at Philadelphia, 11/22/15</b> 219, James Wilder, at Minnesota, 11/6/83 210, Warrick Dunn, vs. Dallas, 12/3/00 192, Errict Rhett, vs. Washington, 12/4/94 172, James Wilder, vs. Green Bay, 9/30/84 167, Ricky Bell, vs. Green Bay, 10/21/79 166, James Wilder, at Chicago, 9/8/85 164, LeGarrette Blount, vs. Seattle, 12/26/10 163, Bobby Rainey, vs. Atlanta, 11/17/13

**MOST RUSHING ATTEMPTS**

Season	407, James Wilder, 1984 365, James Wilder, 1985 332, Errict Rhett, 1995 <b>319, Doug Martin, 2012</b> 310, Reggie Cobb, 1992
Game	43, James Wilder, vs. Green Bay, 9/30/84 (OT, 39 in reg) 42, James Wilder, at Pittsburgh, 10/30/83 40, Errict Rhett, vs. Washington, 12/4/94

**BEST AVERAGE PER RUSH**

Season	5.01, LeGarrette Blount, 2010 (201-1-007) (min. 100) <b>4.94, Charles Sims, 2015 (107-529)</b> <b>4.87, Doug Martin, 2015 (288-1,402)</b> 4.60, James Wilder, 1987 (106-488) 4.58, Thomas Jones, 2003 (137-627)
Game	10.1, Ricky Bell, vs. New Orleans, 10/14/79 (10-101) (min. 10) <b>10.0, Doug Martin, at Oakland, 11/4/12 (25-251)</b> 9.6, Warrick Dunn, vs. Dallas, 12/3/00 (22-210)

**MOST TOUCHDOWNS RUSHING**

Season	13, James Wilder, 1984 <b>11, Doug Martin, 2012</b> 11, Errict Rhett, 1995 10, Earnest Graham, 2007 10, Mike Alstott, 2001 10, James Wilder, 1985
Game	<b>4, Doug Martin, at Oakland, 11/4/12</b> 3, Michael Pittman, vs. Kansas City, 11/7/04 3, Mike Alstott, vs. Minnesota, 10/28/01 3, Warrick Dunn, vs. St. Louis, 12/18/00 3, Mike Alstott, at Cincinnati, 12/27/98 3, Reggie Cobb, vs. Detroit, 11/20/91

**MOST YARDS RUSHING — QUARTERBACK**

Season	425, Steve Young, 1986 370, Doug Williams, 1980 364, Josh Freeman, 2010
Game	105, Vinny Testaverde, vs. Minnesota, 12/16/90

**MOST 100-YARD RUSHING GAMES**

Season	6, Carnell Williams, 2005 <b>5, Doug Martin, 2012</b> 5, Warrick Dunn, 1997 5, James Wilder, 1985 5, James Wilder, 1984 5, Ricky Bell, 1979 (plus 1 in playoffs)
--------	---------------------------------------------------------------------------------------------------------------------------------------------------------------------------------

**PASSING****MOST YARDS PASSING**

Season	4,065, Josh Freeman, 2012 <b>4,042, Jameis Winston, 2015</b> 3,811, Brad Johnson, 2003 3,592, Josh Freeman, 2011 3,563, Doug Williams, 1981
Game	486, Doug Williams, at Minnesota, 11/16/80 469, Vinny Testaverde, at Indianapolis, 10/16/88 420, Josh Freeman, vs. New Orleans, 10/21/12 407, Brian Griese, at Chicago, 9/21/08 399, Brad Johnson, vs. Chicago, 11/18/01 392, Brian Griese, at San Diego, 12/12/04 373, Jack Thompson, at Detroit, 12/18/83 372, Josh Freeman, vs. St. Louis, 12/23/12 370, Vinny Testaverde, vs. Cleveland, 11/5/89 369, Vinny Testaverde, at New Orleans, 12/6/87

**MOST PASSES ATTEMPTED**

Season	570, Brad Johnson, 2003 559, Brad Johnson, 2001 558, Josh Freeman, 2012 551, Josh Freeman, 2011 <b>535, Jameis Winston, 2015</b>
Game	67, Brian Griese, at Chicago, 9/21/08 61, Brad Johnson, vs. Carolina, 9/14/03 56, Brad Johnson, vs. Chicago, 11/18/01 56, Doug Williams, vs. Cleveland, 9/28/80 55, Doug Williams, at Minnesota, 11/16/80

**MOST PASSES COMPLETED**

Season	354, Brad Johnson, 2003 346, Josh Freeman, 2011 340, Brad Johnson, 2001 <b>312, Jameis Winston, 2015</b> 308, Steve DeBerg, 1984
Game	40, Brad Johnson, vs. Chicago, 11/18/01 38, Brian Griese, at Chicago, 9/21/08 37, Jeff Garcia, at Detroit, 10/21/07 36, Brian Griese, at San Diego, 12/12/04 34, Brad Johnson, vs. Atlanta, 12/20/03 34, Brad Johnson, vs. Carolina, 9/14/03

**HIGHEST COMPLETION PERCENTAGE**

Season	69.3%, Brian Griese, 2004 (233-336)
(min. 150 att)	64.9%, Jeff Garcia, 2008 (227-343)
	63.9%, Jeff Garcia, 2007 (209-327)
	62.8%, Josh Freeman, 2011 (346-551)
	62.3%, Brad Johnson, 2002 (281-451)
Game	88.0%, Vinny Testaverde, vs. Green Bay, 9/13/92 (22-25)
(min. 10 att)	<b>87.0%, Mike Glennon, vs. Atlanta, 11/17/13 (20-23)</b>
	86.2%, Steve DeBerg, at Detroit, 10/14/84 (25-29)
	82.2%, Jeff Garcia, at Detroit, 10/21/07 (37-45)
	81.5%, Vinny Testaverde, at Green Bay, 9/10/89 (22-27)

**MOST YARDS PER ATTEMPT**

Season	7.83, Brian Griese, 2004
(min. 150 att)	7.72, Vinny Testaverde, 1990
	7.56, Doug Williams, 1981
	<b>7.56, Jameis Winston, 2015</b>
	7.46, Jeff Garcia, 2007
Game	14.52, Vinny Testaverde, vs. Green Bay, 9/13/92
(min. 10 att)	13.04, Craig Erickson, vs. Indianapolis, 9/11/94
	12.62, Josh Freeman, vs. Kansas City, 10/14/12
	12.52, Josh McCown, at Washington, 11/16/14
	12.07, Doug Williams, vs. Chicago, 12/20/80

**MOST TOUCHDOWN PASSES**

Season	27, Josh Freeman, 2012
	26, Brad Johnson, 2003
	25, Josh Freeman, 2010
	<b>22, Jameis Winston, 2015</b>
	22, Brad Johnson, 2002
Game	<b>5, Jameis Winston, at Philadelphia, 11/22/15</b>
	5, Josh Freeman, vs. Seattle, 12/26/10
	5, Brad Johnson, vs. Minnesota, 11/3/02
	5, Steve DeBerg, vs. Atlanta, 9/13/87

**MOST INTERCEPTIONS THROWN**

Season	35, Vinny Testaverde, 1988
Game	7, Steve DeBerg, vs. San Francisco, 9/7/86

**LOWEST INTERCEPTION PERCENTAGE**

Season	1.22%, Jeff Garcia, 2007 (4-327)
	1.27%, Josh Freeman, 2010 (6-474)
	1.33%, Brad Johnson, 2002 (6-451)
	1.60%, Jeff Garcia, 2008 (6-376)
	1.97%, Brad Johnson, 2001 (11-559)

**MOST CONSECUTIVE PASSES WITHOUT AN INTERCEPTION**

197, Jeff Garcia, 9/9/07 - 10/28/07
187, Brad Johnson, 12/23/01 - 9/29/02

**HIGHEST NFL PASSER RATING**

Season	97.5, Brian Griese, 2004
(min. 150 att)	95.9, Josh Freeman, 2010
	94.6, Jeff Garcia, 2007
	92.9, Brad Johnson, 2002
	90.2, Jeff Garcia, 2008
Game	158.3, Craig Erickson, vs. Indianapolis, 9/11/94
(min. 10 att)	151.5, Trent Dilfer, at New Orleans, 11/7/99
	148.3, Brad Johnson, vs. Minnesota, 11/3/02
	148.0, Shaun King, vs. Minnesota, 10/29/00
	145.4, Vinny Testaverde, vs. Green Bay, 9/13/92

**MOST 300-YARD PASSING GAMES**

Season	4, Brad Johnson, 2003
	4, Vinny Testaverde, 1989 and 1988
	4, Doug Williams, 1981 and 1980

**MOST CONSECUTIVE COMPLETIONS**

18, Jeff Garcia, at Detroit, 10/21/07
18, Brad Johnson, over two games, at Philadelphia, 9/8/03 (13) and vs. Carolina, 9/14/03 (5)
<b>15, Mike Glennon, vs. Atlanta, 11/17/13</b>
15, Luke McCown, at New Orleans, 12/2/07
15, Brian Griese, over two games, at New Orleans, 10/10/04 (6) and at St. Louis, 10/18/04 (9)
15, Brad Johnson, over two games, at St. Louis, 11/26/01 (1) and at Cincinnati, 12/2/01 (14)
15, Steve DeBerg, vs. Minnesota, 9/14/86

**MOST CONSECUTIVE PASSES****WITHOUT BEING SACKED**

160, Brad Johnson, 9/14/03-10/19/03
111, Doug Williams, 11/4/79-12/27/79
97, Brian Griese, 9/21/08-9/28/08

**MOST CONSECUTIVE GAMES****THROWING A TD PASS**

15, Josh Freeman, 10/10/10-9/18/11
13, Josh Freeman, 12/17/11-11/18/12
12, Brian Griese, 10/10/04-9/11/05
11, Brad Johnson, 9/8/03-11/24/03
10, Steve DeBerg, 10/6/85-10/12/86

**RECEIVING****MOST PASS RECEPTIONS**

Season	106, Keyshawn Johnson, 2001
	86, Mark Carrier, 1989
	85, James Wilder, 1984
	84, Keenan McCardell, 2003
	83, Antonio Bryant, 2008
	83, Joey Galloway, 2005
Game	13, Earnest Graham, at Detroit, 10/21/07
	13, James Wilder, vs. Minnesota, 9/15/85
	12, Warrick Dunn, vs. Chicago, 11/18/01
	12, Keyshawn Johnson, vs. Chicago, 11/18/01
	11, five times, most recently by Jacquez Green, at Minnesota, 10/9/00
	<b>10, 17 times, most recently by Vincent Jackson, vs. Carolina, 10/4/15</b>

**MOST YARDS RECEIVING**

Season	1,422, Mark Carrier, 1989
	<b>1,384, Vincent Jackson, 2012</b>
	1,287, Joey Galloway, 2005
	1,266, Keyshawn Johnson, 2001
	1,248, Antonio Bryant, 2008
	<b>1,224, Vincent Jackson, 2013</b>
	<b>1,206, Mike Evans, 2015</b>
	1,193, Michael Clayton, 2004
	1,176, Kevin House, 1981
	1,174, Keenan McCardell, 2003
	1,088, Keyshawn Johnson, 2002
	1,057, Joey Galloway, 2006
	<b>1,051, Mike Evans, 2014</b>
	1,040, Bruce Hill, 1988
	1,014, Joey Galloway, 2007
	1,005, Kevin House, 1984
	<b>1,002, Vincent Jackson, 2014</b>
Game	<b>216, Vincent Jackson, vs. New Orleans, 10/21/12</b>
	212, Mark Carrier, at New Orleans, 12/6/87
	<b>209, Mike Evans, at Washington, 11/16/14</b>
	200, Antonio Bryant, at Carolina, 12/8/08
	178, Kevin House, at Oakland, 10/18/81
	176, Charles Wilson, vs. L.A. Rams, 12/11/94
	166, Joey Galloway, vs. Detroit, 10/2/05
	166, Gerald Carter, at San Francisco, 11/18/84
	166, Morris Owens, at Seattle, 10/16/77
	<b>165, Vincent Jackson, vs. Atlanta, 11/17/13</b>

**MOST TOUCHDOWNS RECEIVING**

Season	12, Mike Evans, 2014
	11, Mike Williams, 2010
	10, Joey Galloway, 2005
	9, Mike Williams, 2012
	9, Mark Carrier, 1989
	9, Bruce Hill, 1988
	9, Kevin House, 1981
Game	4, Jimmie Giles, at Miami, 10/20/85

**MOST RECEPTIONS, RUNNING BACK**

Season	85, James Wilder, 1984
Game	13, Earnest Graham, at Detroit, 10/21/07
	13, James Wilder, vs. Minnesota, 9/15/85

**MOST YARDS RECEIVING, RUNNING BACK**

Season	685, James Wilder, 1984
Game	138, Warrick Dunn, vs. Chicago, 11/18/01

**MOST RECEPTIONS, TIGHT END**

Season	77, Kellen Winslow, 2009
Game	10, Jackie Harris, at Green Bay, 11/26/95

**MOST YARDS RECEIVING, TIGHT END**

Season	884, Kellen Winslow, 2009
Game	143, Calvin Magee, at Chicago, 12/7/86

**BEST AVERAGE PER RECEPTION**

Season	22.1, Kevin House, 1980 (24-531) 21.1, Horace Copeland, 1993 (30-633)
Game	46.0, Kevin House, vs. Chicago, 12/20/80 (3-138)
(min. 3 rec.)	44.5, Kevin House, at Oakland, 10/18/81 (4-178)

**LONGEST RECEPTION, RUNNING BACK**

74, Gary Anderson, vs. Green Bay, 10/14/90
68, Michael Pittman, at Carolina, 11/28/04
68, (TD), Michael Pittman, at Atlanta, 9/21/03
68, Warrick Dunn, vs. Detroit, 12/12/99

**LONGEST RECEPTION, TIGHT END**

81 (TD), Tjii Armstrong, vs. L.A. Rams, 12/6/92
81 (TD), Jimmie Giles, vs. Chicago, 11/1/81

**MOST 100-YARD RECEIVING GAMES**

Season	9, Mark Carrier, 1989
--------	-----------------------

**INDIVIDUAL RECORDS/DEFENSE****MOST TACKLES**

Season	214, Hardy Nickerson, 1993 205, Barrett Ruud, 2009 196, Shelton Quarles, 2005 194, Hardy Nickerson, 1997 189, Derrick Brooks, 1998
Game	23, Derrick Brooks, at Minnesota, 9/30/01 22, Derrick Brooks, vs. Buffalo, 11/26/00 22, Hardy Nickerson, at Chicago, 11/23/97 21, Shelton Quarles, vs. New Orleans, 1/1/06 21, Broderick Thomas, vs. Philadelphia, 10/6/91

**MOST QUARTERBACK SACKS**

Season	16.5, Warren Sapp, 2000 15.5, Simeon Rice, 2002 15.0, Simeon Rice, 2003 14.0, Simeon Rice, 2005 13.0, Marcus Jones, 2000 13.0, Lee Roy Selmon, 1977 12.5, Warren Sapp, 1999 12.0, Simeon Rice, 2004 11.0, Simeon Rice, 2001 11.0, Broderick Thomas, 1991 11.0, Lee Roy Selmon, 1983 11.0, Lee Roy Selmon, 1979 11.0, Lee Roy Selmon, 1978
Game	4.0, Simeon Rice, at Washington, 10/12/03 4.0, Marcus Jones, vs. Detroit, 10/19/00

**MOST DEFENSIVE TOUCHDOWNS**

Season	4, Derrick Brooks, 2002 3, Wayne Haddix, 1990 2, Danny Lansanah, 2014 2, Mason Foster, 2013 2, Aqib Talib, 2011 2, Tanard Jackson, 2009 2, Ronde Barber, 2007 2, Ronde Barber, 2006 2, Ronde Barber, 2004 2, Ronde Barber, 2000 2, Donnie Abraham, 1999 2, Hugh Green, 1983 2, Cedric Brown, 1981 2, Richard Wood, 1977
Game	2, Ronde Barber, vs. Philadelphia, 10/22/06

**MOST PASS INTERCEPTIONS**

Season	10, Ronde Barber, 2001 9, Cedric Brown, 1981 8, Brian Kelly, 2002 7, Donnie Abraham, 1999, 2000 7, Wayne Haddix, 1990 7, Jeremiah Castille, 1985
Game	3, Aqib Talib at Washington, 10/4/09 Ronde Barber, twice, at New Orleans, 12/4/05 and at New Orleans, 12/23/01

**MOST YARDS, INTERCEPTIONS RETURNED**

Season	231, Wayne Haddix, 1990 218, Derrick Brooks, 2002 215, Cedric Brown, 1981
Game	131, Cedric Brown, vs. Green Bay, 11/22/81

**MOST INTERCEPTIONS FOR TOUCHDOWNS**

Season	3, Derrick Brooks, 2002 3, Wayne Haddix, 1990
Game	2, Ronde Barber, vs. Philadelphia, 10/22/06

**LONGEST FUMBLE RETURN**

80 (TD), Cedric Brown (lateral from Danny Reece), at Houston, 10/19/80
------------------------------------------------------------------------

**LONGEST NON-SCORING FUMBLE RETURN**

72, Sabby Piscitelli, at Buffalo, 9/20/09
-------------------------------------------

**MOST FUMBLES CAUSED**

Season	7, Stylez G. White, 2007 7, Broderick Thomas, 1991 7, Wally Chambers, 1979
--------	----------------------------------------------------------------------------------

**MOST FUMBLES RECOVERED**

Season	5, Bill Kollar, 1979 4, four times, most recently by Jovan Haye, 2007
--------	--------------------------------------------------------------------------

**INDIVIDUAL RECORDS/****SPECIAL TEAMS****MOST PUNTS**

Season	100, Dave Green, 1978 98, Dave Green, 1977
Game	11, six times, most recently by Josh Bidwell, at Chicago, 12/17/06

**BEST GROSS PUNTING AVERAGE**

Season	45.57, Josh Bidwell, 2005 45.26, Michael Koenen, 2012 45.12, Michael Koenen, 2011 44.49, Josh Bidwell, 2008 44.21, Michael Koenen, 2013
Game	52.2, Michael Koenen, vs. Detroit, 9/11/11 (min. 4) 52.0, Tom Tupa, at New Orleans, 12/7/03 52.0, Tom Tupa, at New Orleans, 12/1/02 51.8, Josh Bidwell, at N.Y. Jets, 10/9/05 51.4, Michael Koenen, at Denver, 12/2/12

**BEST NET PUNTING AVERAGE**

Season	40.3, Michael Koenen, 2011 38.3, Michael Koenen, 2013 <b>38.0, Jacob Schum, 2015</b> 37.8, Tommy Barnhardt, 1996 37.6, Josh Bidwell, 2008
Game	49.8, Michael Koenen, vs. New Orleans, 10/16/11 (min. 4)

**MOST PUNTS INSIDE THE 20**

Season	30, Josh Bidwell, 2007 30, Tom Tupa, 2002 27, Josh Bidwell, 2008 26, Tom Tupa, 2003 26, Mark Royals, 2001
Game	5, Josh Bidwell, vs. Miami, 10/16/05

**MOST FAIR CATCHES FORCED**

Season	42, Dan Stryzinski, 1994
--------	--------------------------

**MOST PUNT RETURNS**

Season	70, Danny Reece, 1979 (NFL Record)
	57, Danny Reece, 1980
Game	8, Danny Reece, vs. Detroit, 9/1/79

**MOST YARDS PUNTS RETURNED**

Season	597, Karl Williams, 1997
	492, Mark Jones, 2005
	453, Jacquez Green, 1998
Game	120, Karl Williams, vs. Cleveland, 10/13/02
	116, Karl Williams, at Detroit, 11/11/01
	116, Karl Williams, vs. Chicago, 12/21/97

**BEST AVERAGE, PUNT RETURNS**

Season	21.1, Karl Williams, 1996 (min. 10)
Game	33.0, Karl Williams, at Indianapolis, 11/2/97 (min. 3)

**MOST KICKOFF RETURNS**

Season	58, Bobby Joe Edmonds, 1995
	48, Phil Freeman, 1985
Game	8, Vernon Turner, vs. Minnesota, 10/30/94

**MOST YARDS KICKOFFS RETURNED**

Season	1,147, Bobby Joe Edmonds, 1995
	1,129, Micheal Spurlock, 2010
	1,118, Reidel Anthony, 1998
	1,085, Phil Freeman, 1985
Game	242, Vernon Turner, vs. Minnesota, 10/30/94

**BEST AVERAGE, KICKOFF RETURNS**

Season	29.1, Clifton Smith, 2009 (min. 20)
Game	52.3, Michael Spurlock, at Atlanta, 11/7/10 (min. 3)

**MOST SPECIAL TEAMS TACKLES**

Season	31, Shelton Quarles, 1999
Game	6, Dana Natziger, vs. Minnesota, 9/5/81
	5, Brian Clark, vs. N.Y. Giants, 9/27/09
	5, Torrie Cox, vs. New Orleans, 11/5/06
	5, Jameel Cook, vs. Detroit, 10/2/05
	5, Shelton Quarles, vs. Minnesota, 12/6/99
	5, Sam Anno, vs. Minnesota, 12/16/90

**LONGEST BLOCKED RETURNS**

Field Goal	79 (TD), Mike Washington, vs. Atlanta, 9/24/78
Punt	33 (TD), Ricky Reynolds, at Washington, 10/22/89

**TEAM RECORDS/OFFENSE****SCORING****MOST POINTS SCORED**

Season	389, 2012
	388, 2000
	361, 2008
	346, 2002
	342, 2015
Game	48, vs. New Orleans, 12/23/01
	48, vs. Atlanta, 9/13/87
	45, at Philadelphia, 11/22/15
	42, at Oakland, 11/4/12
	42, vs. Chicago, 10/8/89
	41, vs. Atlanta, 11/17/13
	41, vs. Minnesota, 10/28/01
	41, vs. Minnesota, 10/29/00
	41, vs. Chicago, 9/10/00
	41, vs. N.Y. Jets, 12/16/84

**MOST TOUCHDOWNS**

Season	44, 2012
	43, 2000
	40, 1984
	39, 2010
	38, 2008
	38, 1997
	38, 1981
Game	7, vs. Atlanta, 9/13/87
	6, at Philadelphia, 11/22/15
	6, at Oakland, 11/4/12
	6, vs. Chicago, 10/8/89

**MOST RUSHING TOUCHDOWNS**

Season	19, 1995
	18, 2000
	17, 2001
	17, 1984
	16, 1978
Game	4, at Oakland, 11/4/12

**MOST PASSING TOUCHDOWNS**

Season	27, 2012
	27, 2003
	26, 2010
	24, 2004
	23, 2002
	23, 1989
Game	5, at Philadelphia, 11/22/15
	5, vs. Seattle, 12/26/10
	5, vs. Minnesota, 11/3/02
	5, vs. Atlanta, 9/13/87

**MOST RETURN TOUCHDOWNS**

Season	7, 2008
	7, 2000
	6, 2002
	5, 2009
	5, 1981
Game	3, at New Orleans, 12/11/77

**MOST FIELD GOALS**

Season	32, 2008
	32, 2002
	29, 2015
	28, 2012
	28, 2007
	28, 2001
	28, 2000
Game	5, at Chicago, 12/29/02

**MOST FIELD GOALS ATTEMPTED**

Season	40, 2015
	39, 2002
	38, 2008
	35, 2001
	35, 1994
Game	6, vs. Cincinnati, 10/8/95

**LARGEST MARGIN OF VICTORY**

Season	+150, 2002 (346-196)
Game	+41, vs. Chicago, 9/10/00 (41-0)
	+38, vs. Atlanta, 9/13/87 (48-10)
	+35, at Cincinnati, 12/27/98 (35-0)
	+34, vs. Atlanta, 12/16/07 (37-3)
	+34, vs. Green Bay, 11/22/81 (37-3)

**LARGEST MARGIN OF VICTORY, HOME**

Game	+41, vs. Chicago, 9/10/00 (41-0)
	+38, vs. Atlanta, 9/13/87 (48-10)
	+34, vs. Atlanta, 12/16/07 (37-3)
	+34, vs. Green Bay, 11/22/81 (37-3)
	+32, vs. San Francisco, 11/21/04 (35-3)

**LARGEST MARGIN OF VICTORY, ROAD**

Game	+35, at Cincinnati, 12/27/98 (35-0)
	+28, at Philadelphia, 11/22/15 (45-17)
	+28, at Cincinnati, 9/29/02 (35-7)
	+25, at Baltimore, 9/15/02 (25-0)
	+24, at Atlanta, 11/18/07 (31-7)

**TOTAL YARDS****MOST YARDS, TOTAL OFFENSE**

Season	6,014, 2015 5,820, 2012 5,456, 2008 5,453, 2003 5,362, 2010
Game	573, at Minnesota, 11/16/80 521, at Philadelphia, 11/22/15 515, at Oakland, 11/4/12 513, vs. New Orleans, 10/21/12 509, at St. Louis, 12/17/15 483, at Indianapolis, 10/16/88 479, at Washington, 10/25/15 476, at Miami, 10/20/85 475, at Cincinnati, 10/29/89 469, at Carolina, 12/6/09

**MOST PLAYS**

Season	1,091, 1984 1,055, 1979 1,046, 2001 1,045, 2008 1,036, 2003, 2013
Game	91, vs. Green Bay, 9/30/84 (OT, 79 in regulation) 87, at Kansas City, 10/28/84 86, vs. Indianapolis, 10/4/92 84, at Chicago, 9/21/08

**BEST AVERAGE GAIN PER PLAY**

Season	5.91, 2015 5.77, 2012 5.61, 2010 5.43, 1981 5.36, 2007
Game	9.08, vs. Kansas City, 10/14/12 8.43, vs. Minnesota, 10/29/00 8.35, at Miami, 10/20/85 8.2, at Oakland, 11/4/12 8.2, at Indianapolis, 10/16/88

**BEST TIME OF POSSESSION**

Game	48:09, vs. Oakland, 11/10/96 (OT, 37:09 in regulation) 43:07, vs. Arizona, 11/14/07 42:59, vs. Atlanta, 12/16/07 42:14, vs. Washington, 12/4/94 41:41, vs. Seattle, 10/19/08
------	------------------------------------------------------------------------------------------------------------------------------------------------------------------------------------------

**FIRST DOWNS****MOST FIRST DOWNS**

Season	344, 1984 336, 2015 307, 2003 301, 2012 298, 2008 298, 2001
Game	30, at St. Louis, 12/17/15 30, vs. Atlanta, 12/24/05 30, vs. Atlanta, 9/13/87 28, five times, most recently at Chicago, 9/21/08

**MOST RUSHING FIRST DOWNS**

Season	114, 1984 111, 1978, 1998 and 2000 107, 1979
Game	16, at Cincinnati, 12/27/98 16, vs. Washington, 12/4/94 16, vs. Detroit, 9/16/84

**MOST PASSING FIRST DOWNS**

Season	209, 1984 201, 2015 190, 2003 189, 2001 188, 2012
Game	22, at Chicago, 9/21/08 21, at St. Louis, 12/17/15 21, vs. Chicago, 11/18/01 20, vs. Atlanta, 9/13/87 20, vs. Cleveland, 9/28/80

**MOST PENALTY FIRST DOWNS**

Season	37, 2013
Game	6, vs. Kansas City, 9/5/93 5, 14 times, most recently vs. New Orleans, 12/13/15

**BEST THIRD DOWN EFFICIENCY**

Season	42.9%, 1984 42.2%, 2010 41.6%, 2015 41.3%, 1989 41.1%, 1980
Game	87.5%, vs. Atlanta, 9/13/87 (14-16)

**RUSHING****MOST RUSHING ATTEMPTS**

Season	609, 1979 549, 1978 523, 1998 502, 1997 490, 2000
Game	62, vs. Kansas City, 12/16/79 55, vs. Philadelphia, 12/29/79 (Playoff Game) 51, at Cincinnati, 12/27/98 49, vs. Oakland, 11/10/96 49, vs. New York Giants, 11/2/80

**MOST YARDS RUSHING**

Season	2,437, 1979 2,162, 2015 2,148, 1998 2,098, 1978 2,066, 2000 2,001, 2010
Game	283, at Philadelphia, 11/22/15 278, at Oakland, 11/4/12 250, vs. Dallas, 12/3/00 246, vs. Minnesota, 11/1/98 244, vs. N.Y. Giants, 11/2/80

**BEST AVERAGE PER RUSH**

Season	4.75, 2015 4.64, 2010 4.42, 2012 4.22, 2000 4.21, 2011
Game	9.00, vs. Detroit, 12/23/95 (16-144) 8.69, at Oakland, 11/4/12 (32-278) 8.56, vs. Green Bay, 11/16/03 (18-154) 8.00, vs. Seattle, 12/26/10 (26-208) 7.30, at New Orleans, 9/7/08 (20-146)

**PASSING****MOST PASSES ATTEMPTED**

Season	592, 2003 592, 2001 588, 2011 570, 1989 567, 2002
Game	67, at Chicago, 9/21/08 61, vs. Carolina, 9/14/03 57, vs. Chicago, 11/18/01 56, at Minnesota, 11/16/80 56, vs. Cleveland, 9/28/80

**MOST PASSES COMPLETED**

Season	369, 2003 365, 2011 362, 2001 355, 2008 348, 2002
Game	41, vs. Chicago, 11/18/01 38, at Chicago, 9/21/08 37, at Detroit, 10/21/07 36, at San Diego, 12/12/04 34, vs. Atlanta, 12/20/03 34, vs. Carolina, 9/14/03



**BEST COMPLETION PERCENTAGE**

Season	66.4%, 2004
	64.5%, 2007
	63.2%, 2008
	62.3%, 2003
	62.2%, 2005
Game	86.2%, at Detroit, 10/14/84 (25-29)
	84.6%, vs. Green Bay, 9/13/92 (22-26)
	82.2%, at Detroit, 10/21/07 (37-45)
	82.1%, vs. Seattle, 12/26/10 (23-28)
	81.5%, at Green Bay, 9/10/89 (22-27)
	80.0%, vs. Atlanta, 11/17/13 (20-25)
	80.0%, at New Orleans, 12/11/77 (8-10)

**MOST NET YARDS PASSING**

Season	3,983, 2012
	3,852, 2015
	3,805, 2003
	3,650, 2011
	3,619, 2008
Game	486, at Minnesota, 11/16/80
	444, at Indianapolis, 10/16/88
	411, vs. New Orleans, 10/21/12
	407, at Chicago, 9/21/08
	395, vs. Chicago, 11/18/01

**BEST AVERAGE PER PASS PLAY**

Season	7.00, 1994
	6.97, 1981
Game	15.2, vs. New Orleans, 9/16/07
	14.3, vs. St. Louis, 12/18/77
	11.8, vs. Kansas City, 10/14/12

**HIGHEST PASSER RATING**

Season	96.2, 2010
	91.7, 2007
	89.1, 2004
	86.3, 2002
	84.2, 2015
Game	158.3, vs. Indianapolis, 9/11/94
	151.5, New Orleans, 11/7/99
	148.3, Minnesota, 11/3/02
	148.0, Minnesota, 10/29/00
	145.8, New Orleans, 9/16/07
	145.8, New Orleans, 12/11/77

**MOST PASSES INTERCEPTED**

Season	36, 1988
	30, 1977
	29, 2009
	29, 1991
	28, 1989
Game	7, vs. San Francisco, 9/7/86

**FEWEST PASSES INTERCEPTED**

Season	6, 2010
	8, 2007
	10, 2002

**FEWEST TIMES BUGS PASSER SACKED**

Season	11, 1982 (9 games)
	12, 1979

**MOST TIMES BUGS PASSER SACKED**

Season	56, 1985, 1991 and 1995
Game	10, vs. Pittsburgh, 10/21/01
	10, vs. Washington, 10/9/77
	9, at L.A. Rams, 11/5/78

**FUMBLES****MOST FUMBLES**

Season	39, 1983
Game	8, at N.Y. Jets, 12/12/82

**FEWEST FUMBLES**

Season	16, 2012
	16, 2005
	16, 2000

**FEWEST FUMBLES LOST**

Season	5, 2009
--------	---------

**PENALTIES****MOST PENALTIES**

Season	143, 2015
Game	20, vs. Seattle, 10/17/76

**FEWEST PENALTIES**

Season	38, 1982 (9 games)
	75, 1999
Game	0, at Detroit, 12/18/83

**MOST YARDS PENALIZED**

Season	1,195, 2015
Game	190, vs. Seattle, 10/17/76

**FEWEST YARDS PENALIZED**

Season	297, 1982 (9 games)
	583, 1999
Game	0, at Detroit, 12/18/83

**TEAM RECORDS/DEFENSE****TOTAL DEFENSE****FEWEST TOTAL YARDS ALLOWED**

Season	3,934, 1977 (14 games)
	3,949, 1979
Game	80, vs. Kansas City, 12/16/79
	107, vs. Houston, 12/14/03
	107, vs. N.Y. Giants, 9/12/99
	120, vs. Washington, 1/7/06 (Playoff game)
	127, at Dallas, 9/9/01
	128, at Cincinnati, 9/7/80
	130, at Carolina, 10/27/02
	133, vs. Atlanta, 12/16/07
	135, vs. N.Y. Giants, 10/4/98
	136, at Atlanta, 9/21/03

**FEWEST TOTAL POINTS ALLOWED**

Season	196, 2002 (16 games, 12.3 per game)
	223, 1977 (14 games, 15.9 per game)
	235, 1999 (16 games, 14.7 per game)
Game	0, vs. Atlanta, 12/5/04 (27-0)
	0, at Philadelphia, 9/8/03 (17-0)
	0, vs. Dallas, 10/26/03 (16-0)
	0, at Baltimore, 9/15/02 (25-0)
	0, at Chicago, 12/29/02 (15-0)
	0, vs. Chicago, 9/10/00 (41-0)
	0, at Cincinnati, 12/27/98 (35-0)
	0, vs. St. Louis, 11/10/85 (16-0)
	0, vs. Kansas City, 12/16/79 (3-0)
	3, 17 times, most recently vs. Carolina, 10/12/08

**FEWEST FIRST DOWNS ALLOWED**

Season	228, 1999
	236, 2002
	241, 1977 (14 games)
Game	4, vs. N.Y. Giants, 9/12/99
	4, vs. Kansas City, 12/16/79
	5, vs. Atlanta, 12/16/07
	7, vs. Seattle, 10/19/08
	7, vs. Houston, 12/14/03
	7, vs. Washington, 12/4/94

**FEWEST RUSHING FIRST DOWNS ALLOWED**

Season	75, 1998, 1999, 2005, 2012
Game	0, at Detroit, 9/17/00
	0, vs. Washington, 12/4/94

**FEWEST PASSING FIRST DOWNS ALLOWED**

Season	106, 1977 (14 games)
	111, 1979
Game	0, vs. New England, 12/12/76

**FEWEST PLAYS ALLOWED**

Season	925, 1998
	933, 1976 (14 games)
Game	36, vs. Atlanta, 12/16/07
	38, vs. Kansas City, 12/16/79
	39, vs. Seattle, 10/19/08
	40, vs. Washington, 12/4/94

**LOWEST OPPONENT THIRD DOWN PERCENTAGE**

Season	31.7%, 1998
Game	0.0%, at Carolina, 12/24/11 (0-6) 0.0%, vs. Atlanta, 12/16/07 (0-9) 0.0%, at Chicago, 1/2/00 (0-12)

**MOST TURNOVERS FORCED**

Season	46, 1981 (32 int, 14 fum) 43, 1978 (29 int, 14 fum) 42, 1990 (25 int, 16 fum) 41, 2000 (25 int, 16 fum) 41, 1983 (23 int, 18 fum) 41, 1977 (23 int, 17 fum)
Game	8, vs. Minnesota, 12/16/90 (5 int, 3 fum)

**RUSHING DEFENSE****FEWEST YARDS ALLOWED**

Season	1,320, 2012 1,407, 1999 1,515, 2005 1,551, 2005 1,554, 2002
Game	2, vs. Miami, 11/11/13 10, vs. Carolina, 9/9/12 10, vs. Washington, 12/4/94 12, vs. Green Bay, 12/26/99 17, at Detroit, 9/17/00 17, at L.A. Raiders, 12/19/93 18, at Atlanta, 10/20/13 19, vs. Oakland, 1/26/03 (Super Bowl) 22, at Oakland, 11/4/12 23, vs. Arizona, 11/4/07 23, vs. Minnesota, 10/18/87

**FEWEST RUSHES ALLOWED**

Season	361, 1999
Game	10, at Detroit, 9/17/00 11, vs. Oakland, 1/26/03 (Super Bowl) 11, at Oakland, 11/4/12 12, vs. Arizona, 11/4/07 12, at Detroit, 9/7/97 12, vs. Green Bay, 12/26/99 12, vs. Washington, 12/4/94

**LOWEST AVERAGE PER RUSH**

Season	3.24, 1988 3.44, 1978 3.45, 2015 3.46, 2005 3.47, 1979
Game	0.14, vs. Miami, 11/11/13 0.74, at L.A. Raiders, 12/19/93 0.77, vs. Carolina, 9/9/12 0.83, vs. Washington, 12/4/94 1.00, vs. Atlanta, 10/20/13 1.00, vs. Green Bay, 12/26/99

**PASSING DEFENSE****FEWEST NET YARDS ALLOWED**

Season	1,903, 1977 (14 games) 2,076, 1979
Game	16, at Cincinnati, 9/7/80 17, vs. Chicago, 12/2/79 18, at Giants, 10/7/79 20, at Carolina, 10/27/02 22, vs. Kansas City, 12/16/79

**FEWEST ATTEMPTS ALLOWED**

Season	321, 1976 (14 games) 337, 1977 (14 games) 419, 1978
Game	7, at Chicago, 11/26/78

**FEWEST COMPLETIONS ALLOWED**

Season	178, 1976 (14 games) 190, 1977 (14 games) 241, 1978
Game	4, vs. Atlanta, 12/16/07 4, at Chicago, 11/26/78 4, vs. New England, 12/12/76

**LOWEST PCT. OF COMPLETIONS ALLOWED**

Season	50.8%, 2002 52.7%, 1999 55.4%, 2001 55.5%, 1976 55.8%, 1990
Game	26.7%, vs. Atlanta, 12/16/07 (4-15) 27.8%, at Carolina, 10/27/02 (5-18) 28.6%, at Cincinnati, 9/7/80 (6-21) 28.6%, vs. New England, 12/12/76 (4-14) 33.3%, vs. Arizona, 11/4/07 (10-30)

**MOST PASSES INTERCEPTED**

Season	32, 1981 (648 yards returned) 31, 2002 29, 1978 28, 2001 25, 2000 25, 1990
Game	6, at New Orleans, 12/11/77 5, five times, most recently at Seattle, 11/28/99

**MOST TIMES PASSERS SACKED**

Season	55, 2000 45, 2004 44, 1997 43, 2002 43, 1999
Game	10, at Baltimore, 9/9/79 9, at Philadelphia, 9/19/99 8, vs. Green Bay, 12/7/98

**MOST YARDS PASSERS SACKED**

Season	332, 2000
Game	75, vs. N.Y. Giants, 11/18/79 (5)

**PENALTIES****MOST OPPONENT PENALTIES**

Season	136, 1984
Game	16, vs. Carolina, 9/14/03 16, vs. Chicago, 10/21/84

**MOST YARDS OPPONENT PENALIZED**

Season	1,078, 1984
Game	160, at Denver, 11/7/76

**FEWEST PENALTY FIRST DOWNS ALLOWED**

Season	7, 2007
--------	---------

**FUMBLES****MOST FUMBLES FORCED**

Season	45, 1979
Game	8, vs. Green Bay, 12/7/98

**MOST FUMBLES RECOVERED**

Season	24, 1979
Game	4, vs. Washington, 11/25/07 4, at St. Louis, 11/26/01 4, at Pittsburgh, 10/30/83

**TEAM RECORDS/SPECIAL TEAMS****MOST PUNTS**

Season	102, 1978
Game	11, six times, most recently at Chicago, 12/17/06

**FEWEST PUNTS**

Season	56, 2015
Game	0, five times, last vs. Minnesota, 10/29/00

**BEST GROSS PUNTING AVERAGE**

Season	45.6, 2005
Game	52.2, vs. Detroit, 9/11/11 (min. 4) 52.0, at New Orleans, 12/7/03 52.0, at New Orleans, 12/1/02 51.8, at New York Jets, 10/9/05 51.4, at Denver, 12/2/12

**BEST NET PUNTING AVERAGE**

Season 40.3, 2011

**MOST PUNT RETURNS**Season 71, 1979  
Game 8, vs. Detroit, 9/1/79**MOST PUNT RETURN YARDAGE**Season 645, 1997  
Game 134, at Detroit, 11/11/01**BEST PUNT RETURN AVERAGE**

Season 13.6, 1998

**MOST KICKOFF RETURNS**Season 80, 1985  
Game 9, vs. Minnesota, 10/30/94  
9, at Chicago, 9/26/93  
9, at N.Y. Jets, 11/17/85**MOST KICKOFF RETURN YARDAGE**Season 1,630, 2009  
Game 268, vs. Minnesota, 10/30/94**BEST KICKOFF RETURN AVERAGE**Season 26.3, 2009  
24.8, 2008  
24.3, 2010  
24.2, 2004  
24.1, 2002**MOST PUNTS FORCED**Season 104, 1979  
Game 12, vs. N.Y. Giants, 9/12/99  
10, five times, most recently at Chicago, 12/17/06**LOWEST GROSS OPPONENT PUNTING AVERAGE**Season 39.0, 1988  
Game 12.0, vs. Atlanta, 11/17/13**LOWEST PUNT RETURN AVERAGE ALLOWED**

Season 5.2, 2015

**LOWEST KICKOFF RETURN AVERAGE ALLOWED**

Season 17.6, 1999

**FEWEST TOTAL PUNT RETURN YARDS ALLOWED**

Season 103, 1994

**OPPONENT RECORDS/INDIVIDUAL****SCORING****MOST TOUCHDOWNS (ALSO MOST POINTS, 24)**

- Maurice Jones-Drew, Jacksonville, 12/11/11
- Marshall Faulk, St. Louis, 12/18/00
- Jerry Rice, San Francisco, 11/14/93
- Sterling Sharpe, Green Bay, 10/24/93
- 17 times, most recently by Cam Newton, Carolina 12/4/11

**MOST POINTS PLACEKICKING**

- Fuad Reveziz, Minnesota, 10/30/94 (5 FGs, 3 PAT)

**MOST FIELD GOALS**

- Joe Nedney, San Francisco, 10/30/05
- Fuad Reveziz, Minnesota, 10/30/94
- Eric Schubert, N.Y. Giants, 11/3/85

**LONGEST FIELD GOAL**

- Nate Kaeding, San Diego, 12/21/08

**LONGEST FIELD GOAL ATTEMPTED**

- Justin Tucker, Baltimore, 10/12/14

**RUSHING****MOST YARDS RUSHING**

- 237, Barry Sanders, Detroit, 11/13/94
- 215, Barry Sanders, Detroit, 10/12/97
- 207, Eric Dickerson, L.A. Rams, 10/5/86
- 203, Earl Campbell, Houston, 10/19/80
- 196, Eric Dickerson, Indianapolis, 12/27/87
- 191, Eric Dickerson, L.A. Rams, 11/25/84
- 190, Chris Johnson, Tennessee, 11/27/11
- 187, Barry Sanders, Detroit, 11/7/93
- 186, DeAngelo Williams, Carolina, 12/8/08
- 177, Michael Bush, Oakland, 12/28/08

**MOST RUSHING ATTEMPTS**

- 35, Heath Sherman, Philadelphia, 10/6/91
- 34, John Riggins, Washington, 9/19/82
- 33, eight times, most recently by Zac Stacy, St. Louis, 12/22/13

**LONGEST RUN**

- (TD), Michael Bennett, Minnesota, 11/3/02
- 85, Barry Sanders, Detroit, 10/2/94
- 82, (TD), Barry Sanders, Detroit, 10/12/97
- (TD), Michael Turner, Atlanta, 1/1/12
- 80, (TD), Barry Sanders, Detroit, 10/12/97
- (TD), Reggie Brooks, Washington, 12/5/93
- 75, Napoleon Kaufman, Oakland, 12/19/99
- (TD), Horace King, Detroit, 11/12/78
- (TD), Steve McNair, Tennessee, 11/8/98
- (TD), Herschel Walker, Minnesota, 12/8/91

**PASSING****MOST YARDS PASSING**

- 510, Eli Manning, N.Y. Giants, 9/16/12
- 418, Lynn Dickey, Green Bay, 10/12/80  
(OT, 336 in reg.)
- 414, Carson Palmer, Oakland, 11/4/12
- 397, Matt Ryan, Atlanta, 11/1/15
- 390, Brett Favre, Green Bay, 10/10/99
- 386, Peyton Manning, Indianapolis, 10/6/03  
(OT, 338 in reg.)
- 386, Tommy Kramer, Minnesota, 10/7/84
- 383, Drew Brees, New Orleans, 10/16/11
- 381, Drew Brees, New Orleans, 12/29/13
- 381, Nick Foles, Philadelphia, 12/9/12

**MOST PASSES ATTEMPTED**

- 62, Steve Dils, Minnesota, 9/5/81
- 61, Carson Palmer, Oakland, 11/4/12
- 57, Drew Brees, New Orleans, 10/5/14  
(OT, 51 in reg.)
- 53, Daunte Culpepper, Minnesota, 10/29/00
- 53, Don Majkowski, Green Bay, 12/3/89

**MOST PASSES COMPLETED**

- 39, Carson Palmer, Oakland, 11/4/12
- 37, Matt Ryan, Atlanta, 11/1/15
- 37, Steve Dils, Minnesota, 9/5/81
- 35, Drew Brees, New Orleans, 10/5/14  
(OT, 32 in reg.)
- 35, Lynn Dickey, Green Bay, 10/12/80  
(OT, 25 in reg.)

**BEST COMPLETION PERCENTAGE****(MIN. 15 ATTEMPTS)**

- 87.5%, Matt Ryan, Atlanta, 9/18/14 (21-24)
- 86.7%, Marcus Mariota, Tennessee, 9/13/15 (13-15)
- 86.5%, Drew Brees, New Orleans, 12/27/09 (32-37)
- 84.0%, Randall Cunningham, Minnesota, 11/1/98 (21-25)
- 82.6%, Joe Montana, San Francisco, 11/18/84 (19-23)

**MOST TOUCHDOWN PASSES**

- 5, Joe Flacco, Baltimore, 10/12/14
- 5, Tony Romo, Dallas, 11/23/06
- 5, Wade Wilson, Atlanta, 12/13/92
- 5, Boomer Esiason, Cincinnati, 10/29/89
- 5, Ken O'Brien, N.Y. Jets, 11/17/85

**LONGEST PASS**

- 91, (TD), Cam Newton–Brandon LaFell, Carolina, 12/24/11  
 91, (TD), Scott Mitchell–Brett Perriman, Detroit, 12/23/95  
 87, (TD), Curtis Painter–Pierre Garcon, Indianapolis, 10/3/11  
 84, (TD), Drew Brees–Devery Henderson, New Orleans, 9/7/08  
 83, (TD), Jim Harbaugh–Anthony Morgan, Chicago, 10/18/92

**MOST PASSES INTERCEPTED**

- 5, Don Majkowski, Green Bay, 10/14/90  
 5, John Kitna, Seattle, 11/28/99  
 4, 17 times, most recently by EJ Manuel, Buffalo, 12/8/13

**RECEIVING****MOST PASS RECEPTIONS**

- 13, William Andrews, Atlanta, 12/6/81  
 12, Julio Jones, Atlanta, 11/1/15  
 12, Torry Holt, St. Louis, 9/23/02  
 12, Ted Brown, Minnesota, 9/5/81  
 11, 14 times, most recently by Jordan Reed Washington, 10/25/15

**MOST PASS RECEPTIONS – WIDE RECEIVER**

- 12, Twice, last Julio Jones, Atlanta, 11/1/15

**MOST PASS RECEPTIONS – RUNNING BACK**

- 13, William Andrews, Atlanta, 12/6/81

**MOST PASS RECEPTIONS – TIGHT END**

- 10, Jacob Tamme, 11/1/15  
 10, Heath Miller, Pittsburgh, 9/28/14  
 10, Pete Mitchell, Jacksonville, 11/19/95

**MOST YARDS RECEIVING**

- 199, Hakeem Nicks, N.Y. Giants, 9/16/12  
 179, Victor Cruz, N.Y. Giants, 9/16/12  
 179, Jimmy Graham, New Orleans, 9/15/13  
 176, Marvin Harrison, Indianapolis, 10/6/03  
 172, Jerry Rice, San Francisco, 11/14/93  
 169, Sterling Sharpe, Green Bay, 12/3/89  
 165, Marty Booker, Chicago, 11/18/01  
 165, Torry Holt, St. Louis, 12/18/00  
 162, Julio Jones, Atlanta, 11/1/15  
 162, Hassan Jones, Minnesota, 12/16/90

**MOST YARDS RECEIVING – RUNNING BACK**

- 128, Eddie Lee Ivey, Green Bay, 10/12/80

**MOST YARDS RECEIVING – TIGHT END**

- 179, Jimmy Graham, New Orleans, 9/15/13

**MOST TOUCHDOWN RECEPTIONS**

- 4, Jerry Rice, San Francisco, 11/14/93  
 4, Sterling Sharpe, Green Bay, 10/24/93

**DEFENSE****MOST INTERCEPTIONS**

- 2, 59 times, most recently by Jeff Heath, Dallas, 11/15/15

**LONGEST INTERCEPTION RETURN**

- 98, (TD), Bennie Blades, Detroit, 9/29/96  
 92, (TD), Andre Collins, Washington, 12/4/94

**LONGEST FUMBLE RETURN**

- 68, George Cumbly, Green Bay, 10/11/81

**SPECIAL TEAMS****MOST PUNTS**

- 12, Brad Maynard, N.Y. Giants, 9/12/99  
 10, five times, most recently by Brad Maynard, Chicago, 12/17/06

**BEST PUNTING AVERAGE (MIN. 4 PUNTS)**

- 56.0, Reggie Roby, Washington, 12/4/94  
 55.3, Bryan Anger, 10/11/15  
 55.0, Thomas Morstead, 10/16/11  
 54.8, Mat McBriar, Dallas, 9/13/09  
 54.5, Shane Lechler, Oakland 11/4/12

**LONGEST PUNT**

- 84, Ryan Malone, N.Y. Jets, 9/8/13  
 81, Andy Lee, San Francisco, 11/21/04  
 76, Adam Podlesh, Jacksonville, 10/28/07  
 75, Brad Maynard, Chicago, 12/29/02  
 72, Kevin Huber, Cincinnati, 10/10/10

**MOST PUNT RETURNS**

- 11, Eddie Brown, Washington, 10/9/77  
 (NFL Record)

**MOST YARDS, PUNT RETURNS**

- 145, Vai Sikahema, St. Louis, 12/21/86  
 130, Mel Gray, New Orleans, 12/6/87  
 129, Phillip Epps, Green Bay, 10/2/83  
 118, Troy Brown, New England 9/3/00  
 112, Lou Piccone, New York Jets, 11/14/76

**LONGEST PUNT RETURN**

- 93, (TD), Glyn Milburn, Chicago, 9/20/98  
 90, (TD), Phillip Epps, Green Bay, 10/2/83  
 88, (TD), Jeff Fisher, Chicago, 9/20/81  
 80, Mel Gray, New Orleans, 12/6/87  
 71, Golden Tate, Seattle, 11/3/13  
 71, (TD), Vai Sikahema, St. Louis, 12/21/86

**MOST KICKOFF RETURNS**

- 7, three times, most recently by Leon Washington, Detroit, 12/26/10

**MOST YARDS, KICKOFF RETURNS**

- 218, Desmond Howard, Detroit, 9/17/00  
 197, Eddie Drummond, Detroit, 12/15/02  
 188, Benny Cunningham, St. Louis, 12/17/15  
 177, Brad Pyatt, Indianapolis, 10/6/03  
 176, Eddie Payton, Minnesota, 11/16/80

**LONGEST KICKOFF RETURN**

- 105, (TD), Terry Fair, Detroit, 9/28/98  
 102, (TD), Eric Weems, Atlanta, 12/5/10  
 102, Benny Cunningham, St. Louis, 12/17/15  
 101, (TD), Leon Johnson, N.Y. Jets, 12/14/97  
 98, (TD), Aaron Stecker, New Orleans, 12/19/04

**OPPONENT RECORDS/TEAM****SCORING****MOST POINTS, GAME**

- 62, at N.Y. Jets, 11/17/85

**MOST POINTS, HOME GAME**

- 49, vs. Minnesota, 10/23/88

**MOST POINTS, HALF**

- 49, at Green Bay, 10/2/83 (1st)  
 42, at Atlanta, 1/1/12 (1st)  
 42, vs. New Orleans, 10/14/79 (2nd)

**MOST POINTS, QUARTER**

- 35, at Green Bay, 10/2/83 (2nd)  
 33, at Atlanta, 11/17/91 (2nd)

**OTHER QUARTER HIGHS**

- 1st 28, vs. Baltimore, 10/12/14  
 3rd 21, nine times, most recently at Chicago, 11/23/14  
 4th 28, vs. Indianapolis, 10/6/03  
 28, at St. Louis, 11/8/87

**LARGEST MARGIN OF VICTORY**

- 45, twice, most recently at San Francisco, 10/9/11

**TOUCHDOWNS****MOST TOUCHDOWNS, GAME**

- 8, at Atlanta, 9/18/14
- 8, at Cincinnati, 10/29/89
- 8, at N.Y. Jets, 11/17/85

**MOST TOUCHDOWNS, RUSHING**

- 5, at San Francisco, 12/4/83
- 5, vs. New Orleans, 10/14/79

**MOST TOUCHDOWNS, PASSING**

- 6, at Cincinnati, 10/29/89

**MOST TOUCHDOWNS, RETURNS**

- 3, at N.Y. Jets, 12/14/97
- 3, at Green Bay, 10/2/83
- 3, at Denver, 11/7/76

**TOTAL OFFENSE****MOST YARDS, GAME**

- 604, at N.Y. Giants, 9/16/12
- 581, at N.Y. Jets, 11/17/85
- 569, vs. Green Bay, 10/12/80 (OT, 476 in reg.)
- 543, vs. Minnesota, 10/7/84
- 519, at Green Bay, 10/2/83

**MOST PLAYS**

- 99, vs. Green Bay, 10/12/80 (OT, 82 in reg.)
- 92, at Dallas, 1/9/83 (Playoff)
- 92, vs. Minnesota, 9/5/81

**BEST GAIN PER PLAY**

- 8.9, vs. Dallas, 9/13/09
- 8.8, at Carolina, 12/24/11
- 8.0, at Carolina, 12/8/08

**MOST FIRST DOWNS**

- 35, at N.Y. Jets, 11/17/85

**MOST FIRST DOWNS, RUSHING**

- 18, at San Francisco, 12/4/83

**MOST FIRST DOWNS, PASSING**

- 21, vs. Minnesota, 9/5/81
- 21, vs. Green Bay, 10/12/80 (OT, 17 in reg.)

**RUSHING****MOST RUSHING ATTEMPTS**

- 60, at Chicago, 11/26/78

**MOST YARDS RUSHING**

- 306, at Atlanta, 9/17/06
- 299, at Carolina, 12/8/08
- 299, vs. L.A. Rams, 11/25/84
- 296, vs. Minnesota, 12/8/91
- 273, vs. Chicago, 11/20/83

**BEST AVERAGE PER RUSH**

- 8.7, vs. Carolina, 12/24/11

**PASSING****MOST PASSES ATTEMPTED**

- 63, vs. Minnesota, 9/5/81
- 62, at Oakland, 11/4/12
- 57, at New Orleans, 10/5/14 (OT, 51 in reg.)
- 53, vs. Minnesota, 10/29/00
- 53, vs. Green Bay, 12/3/89

**MOST PASSES COMPLETED**

- 40, at Oakland, 11/4/12
- 37, at Atlanta, 11/1/15
- 37, vs. Minnesota, 9/5/81
- 35, at New Orleans, 10/5/14 (OT, 32 in reg.)
- 35, vs. Green Bay, 10/12/80 (OT, 25 in reg.)

**MOST YARDS PASSING**

- 510, at N.Y. Giants, 9/23/12
- 415, vs. Green Bay, 10/12/80 (OT, 333 in reg.)
- 402, at Oakland, 11/4/12
- 395, at Atlanta, 11/1/15
- 383, vs. New Orleans, 10/16/11
- 381, vs. Indianapolis, 10/6/03 (OT, 333 in reg.)
- 379, at N.Y. Jets, 11/17/85
- 377, vs. New Orleans, 10/21/12
- 377, vs. Minnesota, 12/16/90
- 374, vs. Minnesota, 10/7/84

**BEST COMPLETION PERCENTAGE**

- 86.7%, vs. Tennessee, 9/13/15 (13-15)
- 86.5%, at New Orleans, 12/27/09 (32-37)
- 85.7%, at Atlanta, 9/18/14 (24-28)
- 84.0%, vs. Minnesota, 11/1/98 (21-25)
- 82.6%, at San Francisco, 11/18/84 (19-23)

**SPECIAL TEAMS****MOST PUNTS**

- 12, vs. N.Y. Giants, 9/12/99
- 10, at Chicago, 12/17/06
- 10, vs. Seattle, 9/19/04
- 10, at Washington, 10/1/00
- 10, at Detroit, 9/8/96
- 10, vs. Chicago, 12/2/79

**FEWEST PUNTS**

- 0, at Atlanta, 11/1/15

**BEST GROSS PUNTING AVG. (MIN. 4)**

- 56.0, vs. Washington, 12/4/94 (min. 4)

**MOST PUNT RETURNS**

- 11, vs. Washington, 10/9/77

**MOST YARDS PUNTS RETURNED**

- 145, at St. Louis, 12/21/86

**MOST KICKOFF RETURNS**

- 9, vs. New Orleans, 12/23/01

**MOST YARDS KICKOFFS RETURNED**

- 223, at Detroit, 12/15/02
- 218, at Detroit, 9/17/00
- 188, at St. Louis, 12/17/15
- 182, vs. Indianapolis, 10/6/03
- 181, vs. Atlanta, 12/5/10

**PENALTIES****MOST PENALTIES**

- 16, vs. Carolina, 9/14/03
- 16, vs. Chicago, 10/21/84

**MOST YARDS PENALIZED**

- 160, at Denver, 11/7/76

**FEWEST YARDS PENALIZED**

- 0, at Green Bay, 11/25/90

**TWO-TEAM RECORDS****MOST POINTS**

- 90, N.Y. Jets 62, Tampa Bay 28, 11/17/85
- 79, Cincinnati 56, Tampa Bay 23, 10/29/89
- 79, Miami 41, Tampa Bay 38, 10/20/85
- 78, New Orleans 44, Tampa Bay 34, 12/6/87
- 77, Tampa Bay 42, Chicago 35, 10/8/1989

**FEWEST POINTS**

- 3, Tampa Bay 3, Kansas City 0, 12/16/79
- 9, L.A. Rams 9, Tampa Bay 0, 1/6/80 (NFC Championship)
- 9, San Francisco 6, Tampa Bay 3, 12/10/78
- 9, Tampa Bay 6, Chicago 3, 10/24/99
- 10, four times, most recently Tampa Bay 7, Phoenix 3, 12/27/92

**MOST YARDS GAINED**

1,023, Tampa Bay 573, Minnesota 450, 11/16/80  
 971, Tampa Bay 513, New Orleans 458, 10/21/12  
 957, Cincinnati 482, Tampa Bay 475, 10/29/89  
 939, Tampa Bay 515, Oakland 424, 11/4/12  
 922, Tampa Bay 476, Miami 446, 10/20/85

**MOST RUSHING YARDS**

425, L.A. Rams 251, Tampa Bay 174, 10/5/86  
 (OT, 386 in reg.)  
 424, Atlanta 249, Tampa Bay 175, 9/28/86  
 (OT, 357 in reg.)  
 419, Tampa Bay 283, Philadelphia 136, 11/22/15  
 414, Indianapolis 257, Tampa Bay 157, 12/15/85  
 403, Tampa Bay 205, Seattle 198, 11/3/13  
 (OT, 359 in reg.)

**MOST YARDS PASSING**

812, Tampa Bay 486, Minnesota 326, 11/16/80  
 788, Tampa Bay 411, New Orleans 377, 10/21/12  
 738, Tampa Bay 228, N.Y. Giants 510, 9/16/12  
 699, Tampa Bay 318, Indianapolis 381, 10/6/03  
 690, Tampa Bay 444, Indianapolis 244, 10/16/88

**MOST PASSES ATTEMPTED**

101, Tampa Bay 67, Chicago 34, 9/21/08  
 100, Tampa Bay 54, Kansas City 46, 10/28/84  
 96, Tampa Bay 57, Chicago 39, 11/18/01  
 95, Tampa Bay 53, New Orleans 42, 9/8/02  
 93, Tampa Bay 54, New Orleans 39, 12/16/12

**MOST PASSES COMPLETED**

60, Tampa Bay 38, Chicago 22, 9/21/08  
 60, Indianapolis 34, Tampa Bay 26, 10/6/03  
 58, Oakland 40, Tampa Bay 18, 11/4/12  
 57, Minnesota 33, Tampa Bay 24, 10/15/95  
 56, Tampa Bay 30, New Orleans 26, 12/16/12

**MOST INTERCEPTIONS THROWN**

8, Tampa Bay 7, San Francisco 1, 9/7/86

**MOST TOUCHDOWN PASSES**

9, Cincinnati 6, Tampa Bay 3, 10/29/89

**MOST FIRST DOWNS**

54, Miami 30, Tampa Bay 24, 10/20/85  
 54, New Orleans 34, Tampa Bay 20, 10/5/14

**HALF-GAME RECORDS****BUCCANEERS OFFENSE****MOST YARDS, TOTAL OFFENSE**

379, at St. Louis, 12/17/15 (2nd)  
 374, at Minnesota, 11/16/80 (2nd)  
 355, at Philadelphia, 11/22/15 (most in 1st)

**MOST YARDS, NET RUSHING**

216, at Philadelphia, 11/22/15 (1st)  
 216, at Oakland, 11/14/12 (2nd)

**MOST YARDS, NET PASSING**

325, at Minnesota, 11/16/80 (2nd)  
 324, at Indianapolis, 10/16/88 (2nd)  
 314, at St. Louis, 12/17/15 (2nd)  
 298, vs. New Orleans, 10/21/12 (2nd)  
 268, vs. St. Louis, 12/23/12 (2nd)  
 238, at New Orleans, 12/16/12 (2nd)  
 235, vs. Chicago, 12/27/15 (2nd)  
 226, vs. Seattle, 10/19/08 (tied for most in 1st)  
 226, vs. Atlanta, 9/13/87 (tied for most in 1st)

**MOST POINTS, HALF**

35, at Oakland, 11/4/12 (2nd)  
 31, vs. Minnesota, 10/29/00 (1st)  
 31, vs. Chicago, 12/22/86 (1st)  
 30, vs. New Orleans, 12/23/01 (1st)  
 28, at Philadelphia, 11/22/15 (1st)  
 28, at Chicago, 12/17/06 (2nd)  
 28, at Washington, 10/12/03 (2nd)  
 28, vs. Minnesota, 10/28/01 (1st)  
 28, at Cincinnati, 12/27/98 (1st)  
 28, vs. Chicago, 10/8/89 (1st)  
 28, at Chicago, 9/8/85 (1st)

**MOST POINTS, QUARTER**

24, vs. Chicago, 12/22/96 (2nd)  
 24, vs. Green Bay, 11/22/81 (2nd)  
 21, 18 times, most recently at Philadelphia, 11/22/15 (2nd)  
 (21, seven times, most recently vs. Green Bay, 11/8/09 is most in 4th)  
 20, vs. Chicago, 10/25/87 (most in 1st)  
 20, vs. Chicago, 9/10/00 (2nd)

**INDIVIDUAL RECORDS****MOST YARDS RUSHING**

**220, Doug Martin, at Oakland, (2nd)**  
 179, James Wilder, at Minnesota, 11/6/83 (2nd)  
 177, Doug Martin, at Philadelphia, 11/22/15 (1st)  
 142, LeGarrette Blount, vs. Seattle, 12/26/10 (2nd)  
 115, Carnell Williams, at Green Bay, 9/25/05 (2nd)

**MOST YARDS PASSING**

340, Vinny Testaverde, at Indianapolis, 10/16/88 (2nd)  
**314, Jameis Winston, at St. Louis, 12/17/15 (2nd)**  
 298, Josh Freeman, vs. New Orleans, 10/21/12 (2nd)  
 272, Josh Freeman, vs. St. Louis, 12/23/12 (2nd)  
 245, Mike Glennon, at Pittsburgh, 9/28/14 (2nd)  
**235, Jameis Winston, vs. Chicago, 12/27/15 (2nd)**  
 226, Jeff Garcia, vs. Seattle, 10/19/08  
 (tied for most in 1st)  
 226, Steve DeBerg, vs. Atlanta, 9/13/87  
 (tied for most in 1st)

**MOST FIELD GOALS**

4, Connor Barth, vs. Carolina, 12/4/11  
 4, Matt Bryant, vs. Washington, 11/25/07

**BUCCANEERS DEFENSE****FEWEST YARDS TOTAL OFFENSE ALLOWED**

15, at Carolina, 10/27/02 (1st)  
 16, vs. New England, 11/16/97  
 23, vs. New York Giants, 9/27/8 (1st)  
 24, vs. Kansas City, 12/16/79 (2nd)

**FEWEST YARDS RUSHING ALLOWED**

-2, vs. New England, 11/16/97 (1st)  
 -1, vs. Carolina, 9/9/12 (2nd)  
 -1, vs. Green Bay, 12/26/99 (2nd)  
 0, vs. Miami, 11/11/13 (1st)  
 2, vs. Indianapolis, 12/22/91 (2nd)  
 2, vs. Miami, 11/11/13 (2nd)  
 3, vs. Cincinnati, 10/15/06 (1st)  
 3, vs. Washington, 12/4/94 (1st)  
 3, vs. Green Bay, 10/14/90 (2nd)  
 4, vs. New Orleans, 11/30/08 (1st)

**FEWEST NET YARDS PASSING ALLOWED**

-4, at Carolina, 10/27/02 (1st)  
 -3, vs. Houston, 12/14/03 (1st)

## OPPONENTS' INDIVIDUAL RECORDS

### MOST YARDS RUSHING

200, Barry Sanders, Detroit, 11/13/94 (2nd)

### MOST YARDS PASSING

313, Drew Brees, New Orleans, 10/21/12 (1st)  
294, Wade Wilson, Minnesota, 12/16/90 (2nd)  
272, Peyton Manning, Indianapolis, 10/6/03 (2nd)  
267, Lynn Dickey, Green Bay, 10/2/83 (1st)

## ROOKIE RECORDS

### SCORING

#### MOST POINTS

Season 106, Martin Gramatica, 1999

#### MOST TOUCHDOWNS

Season 12, Mike Evans, 2014  
12, Doug Martin, 2012  
11, Mike Williams, 2010  
8, Lars Tate, 1988

### RUSHING

#### MOST YARDS RUSHING

Season 1,454, Doug Martin, 2012  
Game 251, Doug Martin, at Oakland, 11/4/12  
192, Errict Rhett, vs. Washington, 12/4/94

### RECEIVING

#### MOST YARDS RECEIVING

Season 1,193, Michael Clayton, 2004  
Game 212, Mark Carrier, at New Orleans, 12/6/87

#### MOST RECEPTIONS

Season 80, Michael Clayton, 2004  
Game 9, Michael Clayton, at San Diego, 12/12/04  
9, James Wilder, vs. St. Louis, 9/27/81

#### MOST TOUCHDOWNS RECEIVING

Season 12, Mike Evans, 2014  
11, Mike Williams, 2010  
7, Michael Clayton, 2004

### PASSING

#### MOST YARDS PASSING

Season 4,042, Jameis Winston, 2015  
Game 369, Vinny Testaverde, at New Orleans, 12/6/87

#### MOST TOUCHDOWN PASSES

Season 22, Jameis Winston, 2015  
10, Josh Freeman, 2009  
Game 5, Jameis Winston, at Philadelphia, 11/22/15

### DEFENSIVE

#### MOST INTERCEPTIONS

Season 5, Donnie Abraham, 1996  
5, David Greenwood, 1985

#### MOST TACKLES

Season 151, Hugh Green, 1981  
139, Lavonte David, 2012  
126, Mason Foster, 2011

#### MOST SACKS

Season 10, Santana Dotson, 1992  
7.5, Adrian Clayborn, 2011

## MISCELLANEOUS RECORDS

### LONGEST GAME

4:02 Green Bay, 9/30/84 W 30-27 (OT)  
4:02 at Detroit, 11/20/77 L 7-16  
4:01 at Minnesota, 10/28/79 W 12-10

### SHORTEST GAME

2:25 at Cincinnati, 10/10/76 L 0-21  
2:30 Kansas City, 12/16/79 W 3-0  
2:33 at Chicago, 11/26/78 L 3-14

### LONGEST TOUCHDOWN DRIVES

Yards 98, at St. Louis, 12/17/15 (4 plays, 1:44, Winston-Stocker 3 pass)  
98, vs. Seattle, 12/26/10 (10 plays, 6:50, Freeman-Winslow 21 pass)  
98, at New Orleans, 12/27/09 (8 plays, 4:09, C. Williams 23 run)  
98, vs. Carolina, 12/30/07 (10 plays, 5:44, McCown-Bennett 23 pass)  
97, vs. New Orleans, 11/2/03 (9 plays, 3:22, Johnson-Pittman 26 pass)  
97, at Tennessee, 10/14/01 (13 plays, 5:33, Johnson-Dunn 26 pass)  
Plays 19, at New Orleans, 9/9/84 (80 yards, 10:26, Thompson-Armstrong 2 pass)  
Time 10:59, vs. New Orleans, 9/18/94 (80 yards, 15 plays, Erickson-J. Harris 10 pass)

### LONGEST FIELD GOAL DRIVES

Yards 94, at Arizona, 10/31/10 (12 plays, 3:15)  
Plays 21, at Chicago, 9/4/94 (67 yards, 10:05)  
Time 10:33, vs. San Diego, 1/2/94 (19 plays, 84 yards)

### BEST CAREER PUNTING AVERAGE

(Min. 100 att.) 44.0, Josh Bidwell (419-18,426), 2004-08

### BEST CAREER FIELD GOAL PERCENTAGE

(Min. 50 att.) 84.3%, Connor Barth (114/136), 2009-12, 2015

### MOST KICKOFF COVERAGE TACKLES

80, Jim Obradovich, 1978-83

# CAREER TOP TENS

## RUSHING (YARDS)

PLAYER	YEARS	NO.	YDS.	AVG.	LG	TD
1. James Wilder	1981-89	1,575	5,957	3.8	75t	37
2. Mike Alstott	1996-2007	1,359	5,088	3.7	47t	58
3. Warrick Dunn	1997-01, 2008	1,256	4,986	4.0	76	19
4. <b>Doug Martin</b>	<b>2012-15</b>	<b>868</b>	<b>3,806</b>	<b>4.4</b>	<b>84</b>	<b>20</b>
5. Carnell Williams	2005-10	968	3,677	3.8	71t	20
6. Michael Pittman	2002-07	798	3,362	4.2	78t	10
7. Reggie Cobb	1990-93	878	3,061	3.5	59t	21
8. Ricky Bell	1977-81	820	3,057	3.7	56	16
9. Errict Rhett	1994-97	823	2,853	3.5	35	24
10. Earnest Graham	2004-11	477	2,047	4.3	68t	15

## PASSING (YARDS)

PLAYER	YEARS	ATT.	COMP.	YDS.	PCT.	TD	INT
1. Vinny Testaverde	1987-92	2,160	1,126	14,820	.521	77	112
2. Josh Freeman	2009-13	1,967	1,144	13,534	.582	80	66
3. Trent Diller	1994-99	2,038	1,117	12,969	.548	70	80
4. Doug Williams	1978-82	1,890	895	12,648	.474	73	73
5. Brad Johnson	2001-04	1,683	1,040	10,940	.618	64	41
6. Steve DeBerg	1984-87, 1992-93	1,414	813	9,439	.575	61	62
7. Craig Erickson	1992-94	882	473	6,094	.536	34	31
8. Jeff Garcia	2007-08	703	453	5,152	.644	25	10
9. Brian Griese	2004-05, 2008	694	455	4,841	.656	32	26
10. Shaun King	1999-03	654	368	4,064	.563	26	20

## RECEPTIONS

PLAYER	YEARS	NO.	YDS.	AVG.	LG	TD
1. James Wilder	1981-89	430	3,492	8.1	50	9
2. Mark Carrier	1987-92	321	5,018	15.6	78t	27
3. Warrick Dunn	1997-01, 2008	306	2,704	8.8	68	9
4. Mike Alstott	1996-07	305	2,284	7.5	44t	13
5. Keyshawn Johnson	2000-03	298	3,828	12.8	76	17
6. Kevin House	1980-86	286	4,928	17.2	84t	31
7. Michael Pittman	2002-07	284	2,361	8.3	68t	6
8. Jimmie Giles	1978-86	279	4,300	15.4	81t	34
9. <b>Vincent Jackson</b>	<b>2012-15</b>	<b>253</b>	<b>4,153</b>	<b>16.4</b>	<b>95</b>	<b>20</b>
10. Joey Galloway	2004-08	248	3,912	15.8	80t	28

## SCORING

PLAYER	YEARS	TD	TDR	TDP	TDRT	FG	PAT	2-PT	TP
1. Martin Gramatica	1999-04	0	0	0	0	137	181	0	592
2. Michael Husted	1993-98	0	0	0	0	117	151	0	502
3. Connor Barth	2009-12, 2015	0	0	0	0	114	135	0	477
4. Mike Alstott	1996-2007	71	58	13	0	0	0	3	432
5. Matt Bryant	2005-08	0	0	0	0	98	122	0	416
5. Donald Igwebuike	1985-89	0	0	0	0	94	134	0	416
7. James Wilder	1981-89	46	37	9	0	0	0	0	276
8. Jimmie Giles	1978-86	34	0	34	0	0	0	0	204
9. Bill Capece	1981-83	0	0	0	0	43	67	0	196
10. Kevin House	1980-86	31	0	31	0	0	0	0	186

## KICKOFF RETURNS (YARDS)

PLAYER	YEARS	NO.	YDS.	AVG.	LG	TD
1. Aaron Stecker	2000-03	100	2,376	23.8	86	0
2. Reidel Anthony	1997-2001	95	2,232	23.5	60	0
3. Clifton Smith	2008-09	67	1,894	28.3	97t	1
4. Michael Morton	1982-84	89	1,885	21.2	50	0
5. Micheal Spurlock	2007-08, 2009-11	70	1,776	25.4	90t	2
6. Torrie Cox	2003-09	77	1,758	22.8	59	0
7. Phil Freeman	1985-87	79	1,667	21.1	58	0
8. Gary Anderson	1990-93	81	1,511	18.7	39	0
9. Donnie Elder	1988-89	74	1,457	19.7	51	0
10. George Ragsdale	1977-79	61	1,298	21.3	46	0



## PUNT RETURNS (YARDS)

PLAYER	YEARS	NO.	YDS.	AVG.	LG	TD
1. Karl Williams	1996-03	213	2,279	10.7	88t	5
2. Danny Reece	1976-80	222	1,554	7.0	50	0
3. Willie Drewrey	1989-92	88	826	9.4	55	0
4. Mark Jones	2005-07	83	790	9.5	35	0
5. Jacques Green	1998-01	55	658	12.0	95	1
6. Bobby Futrell	1986-90	77	639	8.3	40	0
7. Clifton Smith	2008-09	46	556	12.1	70t	1
8. Bobby Rainey	2013-15	36	343	9.5	58	0
9. Micheal Spurlock	2007-08, 09-11	41	334	8.1	77t	1
10. Roscoe Parrish	2012	30	298	9.9	39	0

## INTERCEPTIONS

PLAYER	YEARS	NO.	YDS.	AVG.	LG	TD
1. Ronde Barber	1997-12	47	923	19.6	78t	8
2. Donnie Abraham	1996-01	31	341	11.0	55t	2
3. Cedric Brown	1976-84	29	593	20.4	81t	2
4. Mike Washington	1976-84	28	418	14.9	49t	3
5. Derrick Brooks	1995-08	25	530	21.2	97t	6
6. John Lynch	1993-03	23	200	8.7	36	0
7. Brian Kelly	1998-07	22	227	10.3	75	1
8. Aqib Talib	2008-12	18	277	15.4	45t	2
9. Mark Cotney	1976-80, 82-84	17	205	12.1	29	0
9. Harry Hamilton	1988-91	17	232	13.6	58	0
9. Ricky Reynolds	1987-93	17	174	10.2	68t	1

## MORE CAREER TOP TENS

## GAMES PLAYED

PLAYER	NO.
1. Ronde Barber, 1997-12	241
2. Derrick Brooks, 1995-08	224
3. Dave Moore, 1992-01, 2004-06	190
4. Paul Gruber, 1988-99	183
5. John Lynch, 1993-03	164
6. Tony Mayberry, 1990-99	160
7. Mike Alstott, 1996-07	158
8. Shelton Quarles, 1997-06	148
9. Warren Sapp, 1995-03	140
10. Richard Wood, 1976-84	132

## GAMES STARTED

PLAYER	NO.
1. Ronde Barber, 1997-12	232
2. Derrick Brooks, 1995-08	221
3. Paul Gruber, 1988-99	183
4. Tony Mayberry, 1990-99	145
5. Mike Alstott, 1996-07	137
6. John Lynch, 1993-03	132
7. Warren Sapp, 1995-03	130
8. Lee Roy Selmon, 1976-84	117
9. Shelton Quarles, 1997-06	113
10. Jimmie Giles, 1978-86	112

## TOTAL TOUCHDOWNS

PLAYER	NO.
1. Mike Alstott, 1996-07	71
2. James Wilder, 1981-89	46
3. Jimmie Giles, 1978-86	34
4. Kevin House, 1980-86	31
5. Joey Galloway, 2004-08	29
6. Warrick Dunn, 1997-01, 08	28
7. Mark Carrier, 1987-92	27
8. Errict Rhett, 1994-97	25
8. Mike Williams, 2010-12	25
10. Dave Moore, 1992-01, 2004-06	24
10. Carnell Williams, 2005-10	24

## FIELD GOAL PERCENTAGE

(Minimum 10 attempts)

PLAYER	PCT.
1. Connor Barth, 2009-12, 2015	.838 (114-136)
2. Patrick Murray, 2014	.833 (20-24)
3. Matt Bryant, 2005-08	.831 (98-118)
4. Steve Christie, 1990-91	.809 (38-47)
5. Rian Lindell, 2013	.793 (23-29)
6. Martin Gramatica, 1999-04	.765 (137-179)
7. Donald Igwebuike, 1985-89	.740 (94-127)
8. Michael Husted, 1993-98	.731 (117-160)
9. Obed Ariri, 1984	.731 (19-26)
10. Garo Yepremian, 1980-81	.667 (18-27)

## FIELD GOALS

PLAYER	NO.
1. Martin Gramatica, 1999-04	137
2. Michael Husted, 1993-98	117
3. Connor Barth, 2009-12, 2015	114
4. Matt Bryant, 2005-08	98
5. Donald Igwebuike, 1985-89	94
6. Bill Capece, 1981-83	43
7. Steve Christie, 1990-91	38
8. Neil O' Donoghue, 1978-79	24
9. Rian Lindell, 2013	23
10. Patrick Murray, 2014	20

## RUSHING ATTEMPTS

PLAYER	NO.
1. James Wilder, 1981-89	1,575
2. Mike Alstott, 1996-07	1,359
3. Warrick Dunn, 1997-01, 08	1,256
4. Carnell Williams, 2005-10	968
5. Reggie Cobb, 1990-93	878
6. Doug Martin, 2012-15	868
7. Errict Rhett, 1994-97	823
8. Ricky Bell, 1977-81	820
9. Michael Pittman, 2002-07	798
10. Jerry Eckwood, 1979-81	515

## RUSHING TOUCHDOWNS

PLAYER	NO.
1. Mike Alstott, 1996-07	58
2. James Wilder, 1981-89	37
3. Errict Rhett, 1994-97	24
4. Reggie Cobb, 1990-93	21
<b>5. Doug Martin, 2012-15</b>	<b>20</b>
5. Carnell Williams, 2005-10	20
7. Warrick Dunn, 1997-01, 08	19
8. Ricky Bell, 1977-81	16
9. Earnest Graham, 2004-11	15
9. Lars Tate, 1988-89	15

## PASSING ATTEMPTS

PLAYER	NO.
1. Vinny Testaverde, 1987-92	2,160
2. Trent Dilfer, 1994-99	2,038
3. Josh Freeman, 2009-13	1,967
4. Doug Williams, 1978-82	1,890
5. Brad Johnson, 2001-04	1,683
6. Steve DeBerg, 1984-87, 1992-93	1,414
7. Craig Erickson, 1992-94	882
8. Jeff Garcia, 2007-08	703
9. Brian Griese, 2004-05, 08	694
10. Shaun King, 1999-03	654

## PASS COMPLETIONS

PLAYER	NO.
1. Josh Freeman, 2009-13	1,144
2. Vinny Testaverde, 1987-92	1,126
3. Trent Dilfer, 1994-99	1,117
4. Brad Johnson, 2002-04	1,040
5. Doug Williams, 1978-82	895
6. Steve DeBerg, 1984-87, 92-93	813
7. Craig Erickson, 1992-94	473
8. Brian Griese, 2004-05, 08	455
9. Jeff Garcia, 2007-08	453
10. Shaun King, 1999-02	368

## TOUCHDOWN PASSES

PLAYER	NO.
1. Josh Freeman, 2009-13	80
2. Vinny Testaverde, 1987-92	77
3. Doug Williams, 1978-82	73
4. Trent Dilfer, 1994-99	70
5. Brad Johnson, 2001-04	64
6. Steve DeBerg, 1984-87, 1992-93	61
7. Craig Erickson, 1992-94	34
8. Brian Griese, 2004-05, 08	32
<b>9. Mike Glennon, 2013-15</b>	<b>29</b>
10. Shaun King, 1999-02	26

## QUARTERBACK RATING

(Minimum 250 attempts)

PLAYER	NO.
1. Jeff Garcia, 2007-08	92.2
2. Brian Griese, 2004-05, 08	85.5
3. Jameis Winston, 2014	84.2
<b>4. Mike Glennon, 2013-15</b>	<b>83.7</b>
5. Brad Johnson, 2001-04	83.2
6. Josh Freeman, 2009-13	78.8
7. Shaun King, 1999-03	75.4
8. Steve DeBerg, 1984-87, 1992-93	73.9
9. Craig Erickson, 1992-94	73.8
10. Chris Simms, 2003-06	71.2

## RECEIVING YARDS

PLAYER	NO.
1. Mark Carrier, 1987-92	5,018
2. Kevin House, 1980-86	4,928
3. Jimmie Giles, 1978-86	4,300
<b>4. Vincent Jackson, 2012-15</b>	<b>4,153</b>
5. Joey Galloway, 2004-08	3,912
6. Keyshawn Johnson, 2000-03	3,828
7. James Wilder, 1981-89	3,492
8. Gerald Carter, 1981-87	3,443
9. Mike Williams, 2010-13	2,947
10. Bruce Hill, 1987-91	2,942

## RECEIVING TOUCHDOWNS

PLAYER	NO.
1. Jimmie Giles, 1978-86	34
2. Kevin House, 1980-86	31
3. Joey Galloway, 2004-08	28
4. Mark Carrier, 1987-92	27
5. Mike Williams, 2010-13	25
6. Dave Moore, 1992-01, 2004-06	24
7. Bruce Hill, 1987-91	23
<b>8. Vincent Jackson, 2012-15</b>	<b>20</b>
9. Gerald Carter, 1981-87	17
9. Keyshawn Johnson, 2000-03	17

## PUNTING AVERAGE

(Minimum 80 Punts)

PLAYER	NO.
1. Josh Bidwell, 2004-09	44.0
2. Michael Koenen, 2011-14	43.7
3. Tom Tupa, 2002-03	43.0
4. Tommy Barnhardt, 1996-98	42.6
5. Larry Swider, 1981-82	42.2
6. Mark Royals, 1990-91, 1999-01	41.3
7. Frank Garcia, 1983-87	41.1
8. Tom Blanchard, 1979-81	40.9
9. Dave Green, 1976-78	40.2
10. Dan Stryzinski, 1992-94	40.1

## PUNTS INSIDE THE 20

PLAYER	NO.
1. Josh Bidwell, 2004-09	124
2. Mark Royals, 1990-91, 1999-01	96
3. Michael Koenen, 2011-14	82
4. Frank Garcia, 1983-87	71
5. Dan Stryzinski, 1992-94	59
6. Tom Tupa, 2002-03	56
7. Tommy Barnhardt, 1996-98	55
8. Dave Green, 1976-78	48
9. Tom Blanchard, 1979-81	36
10. Ray Criswell, 1987-88	23
10. Reggie Roby, 1995	23

## PUNTS

PLAYER	NO.
1. Josh Bidwell, 2004-09	419
2. Mark Royals, 1990-91, 1999-01	414
3. Frank Garcia, 1983-87	379
4. Michael Koenen, 2011-14	308
5. Dave Green, 1976-78	290
6. Dan Stryzinski, 1992-94	239
7. Tom Blanchard, 1979-81	203
8. Tommy Barnhardt, 1996-98	180
9. Tom Tupa, 2002-03	173
10. Larry Swider, 1981-82	97

## PUNTING YARDS

PLAYER	NO.
1. Josh Bidwell, 2004-09	18,426
2. Mark Royals, 1990-91, 1999-01	17,106
3. Frank Garcia, 1983-87	15,588
4. Michael Koenen, 2011-14	13,463
5. Dave Green, 1976-78	11,659
6. Dan Stryzinski, 1992-94	9,587
7. Tom Blanchard, 1979-81	8,300
8. Tommy Barnhardt, 1996-98	7,659
9. Tom Tupa, 2002-2003	7,446
10. Larry Swider, 1981-82	4,096

## TACKLES

PLAYER	NO.
1. Derrick Brooks, 1995-08	2,198
2. Ronde Barber, 1997-12	1,428
3. Hardy Nickerson, 1993-99	1,028
4. Shelton Quarles, 1997-06	985
5. John Lynch, 1993-03	973
6. Richard Wood, 1976-84	855
7. Lee Roy Selmon, 1976-84	742
8. Jeff Davis, 1982-87	762
9. Cecil Johnson, 1977-85	645
10. David Logan, 1979-86	624

## QUARTERBACK SACKS

PLAYER	NO.
1. Lee Roy Selmon, 1976-84	78.5
2. Warren Sapp, 1995-03	77.0
3. Simeon Rice, 2001-06	69.5
4. David Logan, 1979-86	39.0
5. <b>Gerald McCoy, 2010-14</b>	<b>35.5</b>
6. Chidi Ahanotu, 1993-00, 2004	34.5
7. Brad Culpepper, 1994-99	33.0
8. Ronde Barber, 1997-12	28.0
9. Broderick Thomas, 1989-93	26.5
10. Greg Spires, 2002-07	26.0

## SEASON TOP TENS

## RUSHING (YARDS)

PLAYER	YEAR	ATT.	YDS.	AVG.	LG	TD
1. James Wilder	1984	407	1,544	3.8	37t	13
2. <b>Doug Martin</b>	<b>2012</b>	<b>319</b>	<b>1,454</b>	<b>4.6</b>	<b>70t</b>	<b>11</b>
3. <b>Doug Martin</b>	<b>2015</b>	<b>288</b>	<b>1,402</b>	<b>4.9</b>	<b>84</b>	<b>6</b>
4. James Wilder	1985	365	1,300	3.6	28t	10
5. Ricky Bell	1979	283	1,263	4.5	49t	7
6. Errict Rhett	1995	332	1,207	3.6	21t	11
7. Carnell Williams	2005	290	1,178	4.1	71t	6
8. Reggie Cobb	1992	310	1,171	3.8	25t	9
9. Warrick Dunn	2000	248	1,133	4.6	70t	8
10. Warrick Dunn	1998	245	1,026	4.2	50	2

## PASSING (YARDS)

PLAYER	YEAR	YDS.	ATT.	COMP.	TD	INT
1. Josh Freeman	2012	4,065	558	306	27	17
2. <b>Jameis Winston</b>	<b>2015</b>	<b>4,042</b>	<b>535</b>	<b>312</b>	<b>22</b>	<b>15</b>
3. Brad Johnson	2003	3,811	570	354	26	21
4. Josh Freeman	2011	3,592	551	346	16	22
5. Doug Williams	1981	3,563	471	238	19	14
6. Steve DeBerg	1984	3,554	509	308	19	18
7. Josh Freeman	2010	3,451	474	291	25	6
8. Brad Johnson	2001	3,406	559	340	13	11
9. Doug Williams	1980	3,396	521	254	20	16
10. Vinny Testaverde	1988	3,240	466	222	13	35

## DEFENSIVE TOUCHDOWNS

PLAYER	NO.
1. Ronde Barber, 1997-12	12
2. Derrick Brooks, 1995-08	7
3. David Logan, 1979-86	4
3. Mike Washington, 1976-84	4
5. Donnie Abraham, 1996-01	3
5. Cedric Brown, 1976-84	3
5. Wayne Haddix, 1990-91	3
5. Ricky Reynolds, 1987-93	3
5. Aqib Talib, 2008-11	3
5. Richard Wood, 1976-84	3
11. Mason Foster, 2011-14	2
11. Tanard Jackson, 2007-11	2
11. Leonard Johnson, 2012-14	2
11. Danny Lansanah, 2013-14	2
11. Shelton Quarles, 1997-06	2
11. Hugh Green, 1981-85	2

TOTAL TOUCHDOWNS  
BY A DEFENSIVE PLAYER

(includes TDs scored on offense, defense or special teams)

PLAYER	NO.
1. Ronde Barber, 1997-12	14
2. Derrick Brooks, 1995-08	7
3. David Logan, 1979-86	4
3. Mike Washington, 1976-84	4
5. Aqib Talib, 2008-12	3
5. Donnie Abraham, 1996-01	3
5. Cedric Brown, 1976-84	3
5. Wayne Haddix, 1990-91	3
5. Ricky Reynolds, 1987-93	3
5. Warren Sapp, 1995-03	3
5. Richard Wood, 1976-84	3

## RECEPTIONS

PLAYER	YEAR	NO.
1. Keyshawn Johnson	2001	106
2. Mark Carrier	1989	86
3. James Wilder	1984	85
4. Keenan McCardell	2003	84
5. Antonio Bryant	2008	83
5. Joey Galloway	2005	83
7. Michael Clayton	2004	80
8. Vincent Jackson	2013	78
9. Kellen Winslow	2009	77
10. Kevin House	1984	76
10. Keyshawn Johnson	2002	76

## RECEIVING YARDS

PLAYER	YEAR	YDS.
1. Mark Carrier	1989	1,422
2. Vincent Jackson	2012	1,384
3. Joey Galloway	2005	1,287
4. Keyshawn Johnson	2001	1,266
5. Antonio Bryant	2008	1,248
6. Vincent Jackson	2013	1,224
7. Mike Evans	2015	1,206
8. Michael Clayton	2004	1,193
9. Kevin House	1981	1,176
10. Keenan McCardell	2003	1,174

## SCORING

PLAYER	YEAR	TD	PAT	FGM	2-PT.	TP
1. Matt Bryant	2008	0	35	32	0	131
2. Martin Gramatica	2002	0	32	32	0	128
3. Martin Gramatica	2000	0	42	28	0	126
4. Connor Barth	2012	0	39	28	0	123
5. Matt Bryant	2007	0	34	28	0	118
6. Martin Gramatica	1999	0	25	27	0	106
7. Connor Barth	2010	0	36	23	0	105
8. Connor Barth	2011	0	23	26	0	101
9. Rian Lindell	2013	0	31	23	0	100
10. Donald Igwebuike	1989	0	33	22	0	99

## KICKOFF RETURN AVERAGE

(Minimum 10)

PLAYER	YEAR	ATT.	YDS.	AVG.	LG	TD
1. Sammie Stroughter	2009	11	324	29.5	97t	1
2. Clifton Smith	2009	31	902	29.1	83	0
3. Mark Jones	2007	10	286	28.6	36	0
4. Micheal Spurlock	2007	16	444	27.8	90t	1
5. Clifton Smith	2008	36	992	27.6	97t	1
6. Karl Williams	1996	14	383	27.4	63	0
7. Sammie Stroughter	2011	20	540	27.0	78	0
8. Torrie Cox	2004	33	866	26.2	59	0
9. Micheal Spurlock	2010	44	1,129	25.7	89t	1
10. Aaron Stecker	2002	37	934	25.2	67	0

## PUNT RETURN AVERAGE

(Minimum 10)

PLAYER	YEAR	NO.	YDS.	AVG.	LG	TD
1. Karl Williams	1996	13	274	21.1	88t	1
2. Jacquez Green	1998	30	453	15.1	95t	1
3. Clifton Smith	2008	23	324	14.1	70t	1
4. Karl Williams	1997	46	597	13.0	63	1
5. Mark Jones	2007	12	143	11.9	35	0
6. Solomon Patton	2014	10	112	11.2	33	0
7. Courtney Hawkins	1993	15	166	11.1	35	0
8. Willie Drewrey	1989	20	220	11.0	55	0
9. Eric Page	2013	23	251	10.9	52	0
10. Bobby Futrell	1988	27	283	10.5	40	0

## PASSER RATING

(Minimum 200 Attempts)

PLAYER	YEAR	RATING
1. Brian Griese	2004	97.5
2. Josh Freeman	2010	95.9
3. Jeff Garcia	2007	94.6
4. Brad Johnson	2002	92.9
5. Jeff Garcia	2008	90.2
6. Steve DeBerg	1987	85.3
7. Jameis Winston	2015	84.2
8. Mike Glennon	2013	83.9
9. Mike Glennon	2014	83.3
10. Trent Dilfer	1997	82.8

## FIELD GOAL PERCENTAGE

(Minimum 10)

PLAYER	YEAR	PCT.
1. Connor Barth	2011	.929 (26-28)
2. Steve Christie	1990	.852 (23-27)
3. Connor Barth	2012	.848 (28-33)
3. Matt Bryant	2007	.848 (28-33)
5. Martin Gramatica	1999	.844 (27-32)
6. Matt Bryant	2008	.842 (32-38)
7. Matt Bryant	2005	.840 (21-25)
8. Patrick Murray	2014	.833 (20-24)
9. Martin Gramatica	2000	.824 (28-34)
10. Connor Barth	2015	.821 (23-28)
10. Connor Barth	2010	.821 (23-28)

## NET PUNTING AVERAGE

(Minimum 30)

PLAYER	YEAR	PCT.
1. Michael Koenen	2011	40.3
2. Michael Koenen	2013	38.3
3. <b>Jacob Schum</b>	<b>2015</b>	<b>38.0</b>
4. Tommy Barnhardt	1996	37.8
5. Josh Bidwell	2008	37.6
6. Josh Bidwell	2005	37.5
7. Michael Koenen	2012	37.4
8. Mark Royals	1999	37.4
9. Josh Bidwell	2007	37.2
10. Michael Koenen	2014	37.1

## PUNTING AVERAGE

(Minimum 30)

PLAYER	YEAR	AVG.
1. Josh Bidwell	2005	45.6
2. Michael Koenen	2012	45.3
3. Michael Koenen	2011	45.1
4. Josh Bidwell	2008	44.5
5. Michael Koenen	2013	44.2
6. Josh Bidwell	2007	43.9
7. Josh Bidwell	2006	43.5
8. Tom Tupa	2003	43.3
9. Mark Royals	1999	43.1
10. Tommy Barnhardt	1996	43.1

## PUNTS INSIDE THE 20

PLAYER	YEAR	NO.
1. Josh Bidwell	2007	30
1. Tom Tupa	2002	30
3. Josh Bidwell	2008	27
4. Mark Royals	2001	26
4. Tom Tupa	2003	26
6. Tommy Barnhardt	1996	24
6. Josh Bidwell	2005	24
6. Michael Koenen	2011	24
6. Dan Stryzinski	1993	24
10. Josh Bidwell	2004	23
10. Reggie Roby	1995	23
10. Mark Royals	1999	23

## PUNTS

PLAYER	YEAR	NO.
1. Dave Green	1978	100
2. Dave Green	1977	98
3. Frank Garcia	1983	95
4. Josh Bidwell	2006	93
4. Tom Blanchard	1979	93
4. Dan Stryzinski	1993	93
7. Dave Green	1976	92
8. Josh Bidwell	2005	90
8. Mark Royals	1999	90
8. Tom Tupa	2002	90

## PUNTING YARDS

PLAYER	YEAR	NO.
1. Josh Bidwell	2005	4,101
2. Dave Green	1978	4,092
3. Josh Bidwell	2006	4,045
4. Frank Garcia	1983	4,008
5. Dave Green	1977	3,948
6. Mark Royals	1999	3,882
7. Tom Tupa	2002	3,856
8. Michael Koenen	2013	3,846
9. Dan Stryzinski	1993	3,772
10. Tom Blanchard	1980	3,722

## DEFENSIVE TOUCHDOWNS

PLAYER	YEAR	NO.
1. Derrick Brooks	2002	4
2. Wayne Haddix	1990	3
3. Danny Lansanah	2014	2
3. Mason Foster	2013	2
3. Aqib Talib	2011	2
3. Tanard Jackson	2009	2
3. Ronde Barber	2007	2
3. Ronde Barber	2006	2
3. Ronde Barber	2004	2
3. Ronde Barber	2000	2
3. Donnie Abraham	1999	2
3. Hugh Green	1983	2
3. Cedric Brown	1981	2
3. Richard Wood	1977	2

## QB SACKS

PLAYER	YEAR	NO.
1. Warren Sapp	2000	16.5
2. Simeon Rice	2002	15.5
3. Simeon Rice	2003	15.0
4. Simeon Rice	2005	14.0
5. Marcus Jones	2000	13.0
5. Lee Roy Selmon	1977	13.0
7. Warren Sapp	1999	12.5
8. Simeon Rice	2004	12.0
9. Simeon Rice	2001	11.0
9. Lee Roy Selmon	1978	11.0
9. Lee Roy Selmon	1979	11.0
9. Lee Roy Selmon	1983	11.0
9. Broderick Thomas	1991	11.0

## INTERCEPTIONS

PLAYER	YEAR	NO.
1. Ronde Barber	2001	10
2. Cedric Brown	1981	9
3. Brian Kelly	2002	8
4. Donnie Abraham	1999	7
4. Donnie Abraham	2000	7
4. Jeremiah Castille	1985	7
4. Wayne Haddix	1990	7
8. Donnie Abraham	2001	6
8. Cedric Brown	1978	6
8. Neal Colzie	1981	6
8. Harry Hamilton	1988	6
8. Harry Hamilton	1989	6
8. Beasley Reece	1983	6
8. Damien Robinson	2000	6
8. Mark Robinson	1981	6
8. Aqib Talib	2010	6
8. Mike Washington	1981	6

## TACKLES

PLAYER	YEAR	NO.
1. Hardy Nickerson	1993	214
2. Barrett Ruud	2009	205
3. Shelton Quarles	2005	196
4. Hardy Nickerson	1997	194
5. Derrick Brooks	1998	189
6. Derrick Brooks	1997	182
7. Derrick Brooks	1999	180
8. Derrick Brooks	2000	179
9. Barrett Ruud	2008	178
10. Derrick Brooks	2005	174
10. Broderick Thomas	1991	174
10. Cecil Johnson	1981	174

# BUCCANEERS PLAYOFF RECORDS

## INDIVIDUAL

### SERVICE

#### MOST GAMES, CAREER

- 11, Derrick Brooks
- 10, Mike Alstott, Ronde Barber, Shelton Quarles
- 9, John Lynch, Warren Sapp, Karl Williams

### SCORING

#### MOST POINTS, GAME

- 12, Ricky Bell, vs. Philadelphia, 12/29/79
- 12, Mike Alstott, vs. San Francisco, 1/12/03
- 12, Martin Gramatica, vs. Oakland, 1/26/03
- 12, Keenan McCardell, vs. Oakland, 1/26/03
- 12, Dwight Smith, vs. Oakland, 1/26/03

#### MOST TOUCHDOWNS, GAME

- 2, Ricky Bell, vs. Philadelphia, 12/29/79
- 2, Mike Alstott, vs. San Francisco, 1/12/03
- 2, Keenan McCardell, vs. Oakland, 1/26/03
- 2, Dwight Smith, vs. Oakland, 1/26/03

#### MOST PATS MADE, GAME

- 6, Martin Gramatica, vs. Oakland, 1/26/03

#### MOST PATS ATTEMPTED, GAME

- 6, Martin Gramatica, vs. Oakland, 1/26/03

#### MOST FIELD GOALS MADE, GAME

- 3, Martin Gramatica, at Philadelphia, 1/12/02

#### MOST FIELD GOALS ATTEMPTED, GAME

- 3, Martin Gramatica, at Philadelphia, 1/12/02

#### LONGEST FIELD GOAL

- 48, Martin Gramatica, vs. Oakland, 1/26/03

### RUSHING

#### MOST YARDS GAINED, GAME

- 142, Ricky Bell, vs. Philadelphia, 12/29/79
- 124, Michael Pittman, vs. Oakland, 1/26/03
- 93, James Wilder, at Dallas, 1/9/83

#### MOST ATTEMPTS, GAME

- 38, Ricky Bell, vs. Philadelphia, 12/29/79
- 29, Michael Pittman, vs. Oakland, 1/26/03

#### LONGEST RUN

- 31t, Mike Alstott, vs. Detroit, 12/28/97
- 26, Ricky Bell, vs. Philadelphia, 12/29/79

#### BEST AVERAGE GAIN, GAME

(MIN. 10 ATTEMPTS)

- 6.6, James Wilder, at Dallas, 1/9/83
- 6.2, Mike Alstott, vs. Detroit, 12/28/97

#### MOST TOUCHDOWNS RUSHING, GAME

- 2, Ricky Bell, vs. Philadelphia, 12/29/79
- 2, Mike Alstott, vs. San Francisco, 1/12/03

### PASSING

#### MOST ATTEMPTS, GAME

- 39, Jeff Garcia, vs. N.Y. Giants, 1/6/08
- 38, Chris Simms, vs. Washington, 1/7/06
- 36, Brad Johnson, at Philadelphia, 1/12/02
- 36, Trent Diifer, at Green Bay, 1/4/98

#### MOST COMPLETIONS, GAME

- 25, Chris Simms, vs. Washington, 1/7/06
- 23, Jeff Garcia, vs. N.Y. Giants, 1/6/08
- 22, Brad Johnson, at Philadelphia, 1/12/02
- 20, Brad Johnson, at Philadelphia, 1/19/03

#### MOST YARDS GAINED, GAME

- 259, Brad Johnson, at Philadelphia, 1/19/03
- 215, Brad Johnson, vs. Oakland, 1/26/03
- 207, Jeff Garcia, vs. N.Y. Giants, 1/6/08
- 202, Brad Johnson, at Philadelphia, 1/12/02

#### MOST TOUCHDOWN PASSES, GAME

- 2, Brad Johnson, vs. San Francisco, 1/12/03
- 2, Brad Johnson, vs. Oakland, 1/26/03

#### LONGEST PASS COMPLETION

- 75, Doug Williams (to Jimmie Giles), at Dallas, 1/2/82
- 71, Brad Johnson (to Joe Jurevicius), at Philadelphia, 1/19/03

#### MOST INTERCEPTIONS, GAME

- 4, Brad Johnson, at Philadelphia, 1/12/02
- 4, Doug Williams, at Dallas, 1/2/82
- 3, Doug Williams, at Dallas, 1/9/83

#### MOST TIMES SACKED, GAME

- 5, Shaun King, at St. Louis, 1/23/00

### RECEIVING

#### MOST RECEPTIONS, GAME

- 8, Warrick Dunn, at Philadelphia, 1/12/02
- 7, Joey Galloway, vs. Washington, 1/7/06
- 6, Keyshawn Johnson, at Philadelphia, 12/31/00
- 6, Keyshawn Johnson, vs. Oakland, 1/26/03

#### MOST RECEIVING YARDS, GAME

- 106, Keyshawn Johnson, at Philadelphia, 12/31/00
- 98, Jimmie Giles, at Dallas, 1/2/82
- 85, Keyshawn Johnson, vs. San Francisco, 1/12/03

#### MOST TOUCHDOWN RECEPTIONS, GAME

- 2, Keenan McCardell, vs. Oakland, 1/26/03

### TACKLES

#### MOST TACKLES, GAME

- 18, Derrick Brooks, vs. Washington, 1/15/00

### SACKS

#### MOST SACKS, GAME

- 3, Warren Sapp, at Green Bay, 1/4/98
- 2, Simeon Rice, vs. Oakland, 1/26/03
- 2, Lee Roy Selmon, vs. Philadelphia, 12/29/79
- 2, Steve White, vs. Washington, 1/15/00
- 2, Simeon Rice, at Philadelphia, 1/12/02

### DEFENSIVE TOUCHDOWNS

#### MOST, GAME

- 2, Dwight Smith, vs. Oakland, 1/26/03
- 1, Derrick Brooks, vs. Oakland, 1/26/03
- 1, Ronde Barber, at Philadelphia, 1/19/03
- 1, Hugh Green, at Dallas, 1/9/83

### INTERCEPTIONS

#### MOST INTERCEPTIONS, GAME

- 2, Dwight Smith, vs. Oakland, 1/26/03
- 2, Dexter Jackson, vs. Oakland, 1/26/03
- 2, Donnie Abraham, at Green Bay, 1/4/98

#### MOST INTERCEPTION RETURN YARDS, GAME

- 94, Dwight Smith, vs. Oakland, 1/26/03

#### LONGEST INTERCEPTION RETURN

- 92t, Ronde Barber, at Philadelphia, 1/19/03

**FUMBLE RECOVERIES****MOST OPPONENT FUMBLES RECOVERED, GAME**

- 1, eight times, most recently Simeon Rice and Ellis Wyms, at Philadelphia, 1/19/03

**LONGEST FUMBLE RETURN**

- 60t, Hugh Green, at Dallas, 1/9/83

**PUNTING****MOST PUNTS, GAME**

- 10, Mark Royals, vs. Washington, 1/15/00

**GROSS YARDS AVERAGE, GAME (MIN. 4)**

- 47.3, Tom Tupa, vs. San Francisco, 1/12/03

**NET YARDS AVERAGE, GAME (MIN. 4)**

- 39.4, Sean Landeta, vs. Detroit, 12/28/97

**LONGEST PUNT**

- 56, Mark Royals, at Philadelphia, 12/31/00  
53, Tom Blanchard, at St. Louis, 1/23/00;  
L.A. Rams, 1/6/80  
53, Mark Royals, vs. Washington, 1/15/00

**PUNT RETURNS****MOST PUNT RETURNS, GAME**

- 4, Mark Jones, vs. Washington, 1/7/06  
4, Karl Williams, at St. Louis, 1/23/00  
3, Karl Williams, at Philadelphia, 1/12/02  
3, Danny Reece, vs. Philadelphia, 12/29/79

**MOST PUNT RETURN YARDS, GAME**

- 45, Karl Williams, at St. Louis, 1/23/00  
37, Mark Jones, vs. Washington, 1/7/06  
33, Danny Reece, vs. Philadelphia, 12/29/79

**BEST PUNT RETURN AVERAGE, GAME (MIN. 3)**

- 11.2, Karl Williams, at St. Louis, 1/23/00

**LONGEST PUNT RETURN**

- 25, Karl Williams, vs. Oakland, 1/26/03

**KICKOFF RETURNS****MOST KICKOFF RETURNS, GAME**

- 5, Micheal Spurlock, vs. N.Y. Giants, 1/6/08  
5, James Owens, at Dallas, 1/9/83

**MOST KICKOFF RETURN YARDS, GAME**

- 110, James Owens, at Dallas, 1/9/83  
106, Micheal Spurlock, vs. N.Y. Giants, 1/6/08  
106, Isaac Hagins, vs. L.A. Rams, 1/6/80

**BEST KICKOFF RETURN AVERAGE, GAME (MIN. 3)**

- 30.7, James Owens, at Dallas, 1/2/82  
26.5, Isaac Hagins, vs. L.A. Rams, 1/6/80

**LONGEST KICKOFF RETURN**

- 35, Frank Murphy, at Philadelphia, 1/12/02  
35, James Owens, at Dallas, 1/2/82  
33, John Holt, at Dallas, 1/2/82

**TEAM****SCORING****MOST POINTS, GAME**

- 48, vs. Oakland, 1/26/03  
31, vs. San Francisco, 1/12/03

**FEWEST POINTS, GAME**

- 0, vs. L.A. Rams, 1/6/80  
0, at Dallas, 1/2/82

**MOST TOUCHDOWNS, GAME**

- 6, vs. Oakland, 1/26/03  
4, vs. San Francisco, 1/12/03

**MOST FIELD GOALS, GAME**

- 3, at Philadelphia, 1/12/02  
2, five times, most recently, vs. Oakland, 1/26/03

**MOST FIELD GOAL ATTEMPTS, GAME**

- 3, at Philadelphia, 1/12/02  
2, five times, most recently, vs. Oakland, 1/26/03

**FIRST DOWNS****MOST FIRST DOWNS, GAME**

- 24, vs. Oakland, 1/26/03  
21, vs. San Francisco, 1/12/03  
20, vs. N.Y. Giants, 1/6/08  
17, vs. Washington, 1/7/06  
17, vs. Philadelphia, 12/29/79

**FEWEST FIRST DOWNS, GAME**

- 7, vs. L.A. Rams, 1/6/80

**MOST FIRST DOWNS, RUSHING, GAME**

- 12, vs. Philadelphia, 12/29/79

**FEWEST FIRST DOWNS, RUSHING, GAME**

- 2, at Philadelphia, 12/31/00

**MOST FIRST DOWNS, PASSING, GAME**

- 15, vs. Oakland, 1/26/03  
11, vs. N.Y. Giants, 1/6/08  
11, vs. Washington, 1/7/06  
11, vs. San Francisco, 1/12/03  
11, at Philadelphia, 1/12/02

**FEWEST FIRST DOWNS, PASSING, GAME**

- 4, vs. Philadelphia, 12/29/79  
4, vs. L.A. Rams, 1/6/80  
4, at Dallas, 1/9/83

**MOST FIRST DOWNS, PENALTY, GAME**

- 3, vs. Oakland, 1/26/03  
3, vs. San Francisco, 1/12/03

**FEWEST FIRST DOWNS, PENALTY, GAME**

- 0, at Philadelphia, 1/19/03  
0, vs. L.A. Rams, 1/6/80

**TOTAL NET YARDS****MOST NET YARDS, GAME**

- 365, vs. Oakland, 1/26/03  
329, vs. San Francisco, 1/12/03

**FEWEST NET YARDS, GAME**

- 177, vs. L.A. Rams, 1/6/80  
186, vs. Washington, 1/15/00

**RUSHING****MOST RUSHING ATTEMPTS, GAME**

- 55, vs. Philadelphia, 12/29/79  
42, vs. Oakland, 1/26/03

**FEWEST RUSHING ATTEMPTS, GAME**

- 19, at Philadelphia, 12/31/00  
21, at Dallas, 1/9/83

**MOST RUSHING YARDS, GAME**

- 186, vs. Philadelphia, 12/29/79  
150, vs. Oakland, 1/26/03

**FEWEST RUSHING YARDS, GAME**

- 44, vs. Washington, 1/15/00  
49, at Philadelphia, 1/19/03

**MOST RUSHING TOUCHDOWNS, GAME**

- 2, vs. San Francisco, 1/12/03  
2, vs. Philadelphia, 12/29/79

**FEWEST RUSHING TOUCHDOWNS, GAME**

- 0, six times, last at Philadelphia, 1/12/02

**PASSING****MOST ATTEMPTS, GAME**

- 39, vs. N.Y. Giants, 1/6/08
- 38, vs. Washington, 1/7/06
- 37, at Green Bay, 1/4/98
- 36, at Philadelphia, 1/12/02

**FEWEST ATTEMPTS, GAME**

- 15, vs. Philadelphia, 12/29/79
- 26, vs. Detroit, 12/28/97

**MOST COMPLETIONS, GAME**

- 25, vs. Washington, 1/7/06
- 23, vs. N.Y. Giants, 1/6/08
- 22, at Philadelphia, 1/12/02
- 20, at Philadelphia, 1/19/03

**FEWEST COMPLETIONS, GAME**

- 5, vs. L.A. Rams, 1/6/80
- 7, vs. Philadelphia, 12/29/79

**MOST NET PASSING YARDS, GAME**

- 259, at Philadelphia, 1/19/03
- 215, vs. Oakland, 1/26/03
- 208, vs. San Francisco, 1/12/03

**FEWEST NET PASSING YARDS, GAME**

- 85, vs. L.A. Rams, 1/6/80
- 113, at Dallas, 1/9/83

**MOST PASSING TOUCHDOWNS, GAME**

- 2, vs. Oakland, 1/26/03
- 2, vs. San Francisco, 1/12/03

**FEWEST PASSING TOUCHDOWNS, GAME**

- 0, seven times, last vs. Washington, 1/7/06

**MOST INTERCEPTIONS THROWN, GAME**

- 4, at Philadelphia, 1/12/02
- 4, at Dallas, 1/2/82
- 3, at Dallas, 1/9/83

**FEWEST INTERCEPTIONS, GAME**

- 0, at Philadelphia, 12/31/00

**SACKS****MOST SACKS, GAME**

- 5, vs. Oakland, 1/26/03
- 5, at Dallas, 1/9/83

**INTERCEPTIONS****MOST INTERCEPTIONS, GAME**

- 5, vs. Oakland, 1/26/03

**MOST INTERCEPTION RETURN YARDS, GAME**

- 172, vs. Oakland, 1/26/03

**PUNTING****MOST PUNTS, GAME**

- 10, vs. Washington, 1/15/00
- 8, vs. L.A. Rams, 1/6/80

**GROSS YARDS AVERAGE, GAME (MIN. 4)**

- 47.3, vs. San Francisco, 1/12/03
- 43.5, at Dallas, 1/9/83

**NET YARDS AVERAGE, GAME (MIN. 4)**

- 39.4, vs. Detroit, 12/28/97
- 37.4, vs. Washington, 1/15/00

**PUNT RETURNS****MOST PUNT RETURNS, GAME**

- 4, vs. Washington, 1/7/06
- 4, at St. Louis, 1/23/00

**MOST PUNT RETURN YARDS, GAME**

- 45, at St. Louis, 1/23/00
- 37, vs. Washington, 1/7/06
- 33, vs. Philadelphia, 12/29/79

**BEST PUNT RETURN AVERAGE, GAME (MIN. 3)**

- 11.2, at St. Louis, 1/23/00

**KICKOFF RETURNS****MOST KICKOFF RETURNS, GAME**

- 6, at Philadelphia, 1/12/02
- 5, vs. N.Y. Giants, 1/6/08
- 5, at Dallas, 1/9/83
- 5, at Dallas, 1/2/82
- 5, at Green Bay, 1/4/98

**MOST KICKOFF RETURN YARDS, GAME**

- 147, at Dallas, 1/2/82
- 138, at Philadelphia, 1/12/02
- 110, at Dallas, 1/9/83

**BEST KICKOFF RETURN AVERAGE, GAME (MIN. 3)**

- 29.4, at Dallas, 1/2/82
- 26.5, vs. L.A. Rams, 1/6/80

**PENALTIES****MOST PENALTIES, GAME**

- 10, vs. San Francisco, 1/12/03
- 10, at Dallas, 1/2/82

**FEWEST PENALTIES, GAME**

- 2, vs. Washington, 1/15/00

**MOST PENALTY YARDS, GAME**

- 105, vs. Philadelphia, 12/29/79
- 105, at Dallas, 1/2/82

**FEWEST PENALTY YARDS, GAME**

- 15, at St. Louis, 1/23/00
- 16, at Philadelphia, 1/19/03
- 25, vs. N.Y. Giants, 1/6/08
- 25, vs. Washington, 1/15/00
- 25, vs. Detroit, 12/28/97



# CAREER PLAYOFF LEADERS

## RUSHING YARDS

	PLAYER	G	NO.	YDS.	AVG.	LG	TD
1.	Mike Alstott	10	112	341	3.0	31t	7
2.	Warrick Dunn	6	75	219	2.9	13	0
3.	Ricky Bell	2	58	201	3.4	26	2
4.	Michael Pittman	5	55	187	3.4	24	0
5.	Earnest Graham	2	18	63	3.5	11	1

## RECEPTIONS

	PLAYER	G	NO.	YDS.	AVG.	LG	TD
1.	Warrick Dunn	6	26	168	6.5	22	0
2.	Keyshawn Johnson	5	23	375	16.3	46	1
3.	Mike Alstott	10	21	161	7.7	26	0
4.	Michael Pittman	5	14	155	11.1	31	0
5.	Dave Moore	7	9	119	13.2	28	0

## PASSER RATING

	PLAYER	G	ATT.	COMP.	YDS.	PCT.	TD	INT	RATING
1.	Brad Johnson	4	134	75	872	56.0	5	7	66.5
2.	Jeff Garcia	1	39	23	207	59.0	1	2	60.5
3.	Chris Simms	1	38	25	198	65.8	0	2	56.7
4.	Shaun King	3	92	45	491	48.9	1	3	55.1
5.	Trent Dilfer	2	62	24	381	38.7	1	3	45.2

## SCORING

	PLAYER	G	TD	FG	PAT	TP
1.	Martin Gramatica	7	0	11-12	15-15	48
2.	Mike Alstott	10	7	0-0	0-0	42
3.	Ricky Bell	2	2	0-0	0-0	12
3.	Keenan McCardell	3	2	0-0	0-0	12
3.	Dwight Smith	3	2	0-0	0-0	12

## PUNTING (AVG.)

	PLAYER	G	NO.	YDS.	AVG.	LG
1.	Sean Landeta	2	9	371	41.22	50
2.	Mark Royals	4	26	1,071	41.19	56
3.	Larry Swider	2	11	453	41.18	52

## KICKOFF RETURNS (AVG.)

	PLAYER	G	NO.	YDS.	AVG.	LG	TD
1.	John Holt	2	2	55	27.5	33	0
2.	James Owens	2	8	202	25.3	35	0
3.	Michael Pittman	5	4	96	24.0	27	0

## PUNT RETURNS (AVG.)

	PLAYER	G	NO.	YDS.	AVG.	LG	TD
1.	Danny Reece	2	5	47	9.4	13	0
2.	Mark Jones	1	4	37	9.3	24	0
3.	Karl Williams	9	16	131	8.2	25	0

## INTERCEPTIONS

	PLAYER	G	NO.	YDS.	AVG.	LG	TD
1.	Dwight Smith	4	3	100	33.3	50t	2
1.	Dexter Jackson	5	3	43	14.3	25	0
1.	Donnie Abraham	3	3	0	0.0	0	0
4.	Ronde Barber	10	2	117	58.5	92t	1
4.	Derrick Brooks	11	2	44	22.0	44t	1
4.	Brian Kelly	9	2	18	9.0	15	0

## TOP BUCCANEERS PERFORMANCES

## 100-YARD RUSHING GAMES (116)

PLAYER	ATT.	YARDS	OPPONENT	DATE
Jimmy DuBose	24	109	at N.Y. Giants	10/15/78
Ricky Bell	21	104	at L.A. Rams	11/5/78
Jerry Eckwood	20	121	vs. Detroit	9/1/79
Jerry Eckwood (2)	23	120	at Chicago	9/30/79
Ricky Bell (2)	10	101	vs. New Orleans	10/14/79
Ricky Bell (3)	28	167	vs. Green Bay	10/21/79
Ricky Bell (4)	22	152	vs. N.Y. Giants	11/18/79
Ricky Bell (5)	28	101	vs. Minnesota	11/25/79
Ricky Bell (6)	39	137	vs. Kansas City	12/16/79
Ricky Bell (7) *	38	142	vs. Philadelphia	12/29/79
Ricky Bell (8)	26	130	vs. N.Y. Giants	11/2/80
Jerry Eckwood (3)	23	114	at Chicago	9/20/81
Jerry Eckwood (4)	21	110	vs. Chicago	11/1/81
James Owens	16	112	vs. Green Bay	11/22/81
James Wilder	42	126	at Pittsburgh	10/30/83
James Wilder (2)	31	219	at Minnesota	11/6/83
James Wilder (3)	24	112	at N.Y. Giants	9/23/84
James Wilder (4)	43	172	vs. Green Bay	9/30/84
James Wilder (5)	30	146	at Minnesota	11/4/84
James Wilder (6)	28	125	vs. Atlanta	12/9/84
James Wilder (7)	31	103	vs. N.Y. Jets	12/16/84
James Wilder (8)	27	166	at Chicago	9/8/85
James Wilder (9)	22	113	vs. Minnesota	9/15/85
James Wilder (10)	26	114	at New Orleans	9/22/85
James Wilder (11)	27	104	at Detroit	9/29/85
James Wilder (12)	29	120	vs. St. Louis	11/10/85
Nathan Wonsley	18	138	at Detroit	9/21/86
Nathan Wonsley (2)	18	108	at L.A. Rams	10/5/86
James Wilder (13)	25	110	at Kansas City	10/26/86
James Wilder (14)	24	130	vs. Detroit	11/23/86
Lars Tate	18	106	at Detroit	11/13/88
William Howard	23	101	at New England	12/11/88
Lars Tate (2)	18	112	vs. Chicago	10/8/89
Gary Anderson	22	108	at Minnesota	9/30/90
Vinny Testaverde	7	105	vs. Minnesota	12/16/90
Reggie Cobb	21	139	vs. Detroit	11/10/91
Reggie Cobb (2)	22	110	vs. N.Y. Giants	11/24/91
Reggie Cobb (3)	26	107	at Detroit	9/27/92
Reggie Cobb (4)	24	109	at Chicago	10/18/92
Reggie Cobb (5)	28	114	vs. Chicago	11/15/92
Reggie Cobb (6)	26	100	vs. L.A. Rams	12/6/92
Reggie Cobb (7)	25	113	vs. Detroit	10/3/93
Errict Rhett	25	112	at Detroit	11/13/94
Errict Rhett (2)	24	111	at Seattle	11/20/94
Errict Rhett (3)	40	192	vs. Washington	12/4/94
Errict Rhett (4)	31	119	vs. L.A. Rams	12/11/94
Errict Rhett (5)	27	104	vs. Washington	9/24/95
Errict Rhett (6)	25	144	at Detroit	11/12/95
Errict Rhett (7)	24	100	vs. Jacksonville	11/19/95
Errict Rhett (8)	22	118	vs. Green Bay	12/10/95
Reggie Brooks	15	114	at Denver	9/15/96
Warrick Dunn	24	130	at Detroit	9/7/97
Warrick Dunn (2)	16	101	at Minnesota	9/14/97
Warrick Dunn (3)	16	125	at Green Bay	10/5/97
Warrick Dunn (4)	24	120	at N.Y. Giants	11/30/97
Warrick Dunn (5)	16	119	vs. Chicago	12/21/97
Mike Alstott	20	103	vs. Chicago	9/20/98
Mike Alstott (2)	19	128	vs. Minnesota	11/1/98
Warrick Dunn (6)	18	115	vs. Minnesota	11/1/98
Warrick Dunn (7)	16	107	at Jacksonville	11/15/98
Mike Alstott (3)	25	131	vs. Denver	9/26/99
Mike Alstott (4)	25	117	at New Orleans	11/7/99
Warrick Dunn (8)	20	106	vs. Buffalo	11/26/00
Warrick Dunn (9)	22	210	vs. Dallas	12/3/00
Warrick Dunn (10)	22	145	vs. St. Louis	12/18/00
Mike Alstott (5)	28	129	vs. Minnesota	10/28/01

Mike Alstott (6)	24	101	vs. New Orleans	12/23/01
Mike Alstott (7)	17	126	vs. Cleveland	10/13/02
Michael Pittman **	29	124	vs. Oakland	1/26/03
Michael Pittman (2)	16	106	vs. Indianapolis	10/6/03
Michael Pittman (3)	30	113	vs. Dallas	10/26/03
Thomas Jones	9	134	vs. Green Bay	11/16/03
Thomas Jones (2)	34	134	vs. Houston	12/14/03
Michael Pittman (4)	23	109	vs. Chicago	10/24/04
Michael Pittman (5)	15	128	vs. Kansas City	11/7/04
Michael Pittman (6)	21	106	vs. San Francisco	11/21/04
Michael Pittman (7)	24	131	vs. New Orleans	12/19/04
Carnell Williams	27	148	at Minnesota	9/11/05
Carnell Williams (2)	24	128	vs. Buffalo	9/18/05
Carnell Williams (3)	37	158	at Green Bay	9/25/05
Michael Pittman (8)	15	127	vs. Miami	10/16/05
Carnell Williams (4)	19	116	at Atlanta	11/20/05
Carnell Williams (5)	29	112	at Carolina	12/11/05
Carnell Williams (6)	31	150	vs. Atlanta	12/24/05
Carnell Williams (7)	20	111	at New Orleans	10/8/06
Carnell Williams (8)	27	122	vs. Washington	11/19/06
Earnest Graham	34	124	vs. Arizona	11/4/07
Earnest Graham (2)	17	102	at Atlanta	11/18/07
Earnest Graham (3)	22	106	at New Orleans	12/2/07
Earnest Graham (4)	15	116	vs. Atlanta	9/14/08
Earnest Graham (5)	20	111	vs. Green Bay	9/28/08
Warrick Dunn (11)	22	115	vs. Carolina	10/12/08
Carnell Williams (9)	24	129	at New Orleans	12/27/09
LeGarrette Blount	22	120	at Arizona	10/31/10
LeGarrette Blount (2)	20	103	vs. Atlanta	12/5/10
LeGarrette Blount (3)	13	110	vs. Detroit	12/19/10
LeGarrette Blount (4)	18	164	vs. Seattle	12/26/10
LeGarrette Blount (5)	25	127	vs. Indianapolis	10/3/11
Earnest Graham (6)	17	109	vs. New Orleans	10/16/11
LeGarrette Blount (6)	18	107	at Green Bay	11/20/11
LeGarrette Blount (7)	20	103	at Tennessee	11/27/11
<b>Doug Martin</b>	<b>29</b>	<b>135</b>	<b>at Minnesota</b>	<b>10/25/12</b>
<b>Doug Martin (2)</b>	<b>25</b>	<b>251</b>	<b>at Oakland</b>	<b>11/4/12</b>
<b>Doug Martin (3)</b>	<b>24</b>	<b>138</b>	<b>at Carolina</b>	<b>11/18/12</b>
<b>Doug Martin (4)</b>	<b>28</b>	<b>128</b>	<b>vs. Philadelphia</b>	<b>12/9/12</b>
<b>Doug Martin (5)</b>	<b>28</b>	<b>142</b>	<b>at Atlanta</b>	<b>12/30/12</b>
<b>Doug Martin (6)</b>	<b>29</b>	<b>144</b>	<b>vs. New Orleans</b>	<b>9/15/13</b>
<b>Mike James</b>	<b>28</b>	<b>158</b>	<b>at Seattle</b>	<b>11/3/13</b>
Bobby Rainey	30	163	vs. Atlanta	11/17/13
Bobby Rainey (2)	22	127	vs. Buffalo	12/8/13
Bobby Rainey (3)	22	144	vs. St. Louis	9/14/14
<b>Doug Martin (7)</b>	<b>19</b>	<b>108</b>	<b>vs. New Orleans</b>	<b>12/28/14</b>
<b>Doug Martin (8)</b>	<b>20</b>	<b>106</b>	<b>vs. Carolina</b>	<b>10/4/15</b>
<b>Doug Martin (9)</b>	<b>24</b>	<b>123</b>	<b>vs. Jacksonville</b>	<b>10/11/15</b>
<b>Doug Martin (10)</b>	<b>19</b>	<b>136</b>	<b>at Washington</b>	<b>10/25/15</b>
<b>Doug Martin (11)</b>	<b>27</b>	<b>235</b>	<b>at Philadelphia</b>	<b>11/22/15</b>

\* Playoff game

\*\* Super Bowl XXXVII

### 100-YARD RUSHERS SUMMARY (\*Includes one playoff game and \*\*Super Bowl XXXVII)

James Wilder (14), Warrick Dunn (11), **Doug Martin (11)**, Carnell Williams (9), Ricky Bell (8\*), Michael Pittman (8\*\*), Errict Rhett (8), Mike Alstott (7), LeGarrette Blount (7), Reggie Cobb (7), Earnest Graham (6), Jerry Eckwood (4), Bobby Rainey (3), Thomas Jones (2), Lars Tate (2), Nathan Wonsley (2), Gary Anderson (1), Reggie Brooks (1), Jimmy DuBose (1), William Howard (1), **Mike James (1)**, James Owens (1), Vinny Testaverde (1)

ADMINISTRATION

PLAYERS

2015 REVIEW

HISTORY

RECORDS

SIDELINES

## 100-YARD RECEIVING GAMES (160)

PLAYER	ATT.	YARDS	OPPONENT	DATE
Morris Owens	9	166	at Seattle	10/16/77
Morris Owens (2)	5	113	vs. N.Y. Giants	11/13/77
Morris Owens (3)	4	138	vs. St. Louis	12/18/77
Morris Owens (4)	5	132	vs. Minnesota	10/1/78
Isaac Hagins	5	139	at Minnesota	10/28/79
Jimmie Giles	4	105	at Dallas	9/21/80
Jerry Eckwood	10	101	vs. Cleveland	9/28/80
Gordon Jones	7	106	vs. Cleveland	9/28/80
Jimmie Giles (2)	6	128	vs. Pittsburgh	11/9/80
Gordon Jones (2)	7	121	at Minnesota	11/16/80
Kevin House	3	138	vs. Chicago	12/20/80
Jimmie Giles (3)	5	109	at Chicago	9/20/81
Kevin House (2)	4	178	at Oakland	10/18/81
Kevin House (3)	6	107	at New Orleans	11/29/81
Kevin House (4)	5	126	vs. Atlanta	12/6/81
Jimmie Giles (4)	5	100	at Minnesota	9/12/82
Kevin House (5)	4	105	vs. Washington	9/19/82
James Wilder	11	116	at N.Y. Jets	12/12/82
James Wilder (2)	11	126	vs. Cincinnati	9/25/83
Kevin House (6)	5	110	at Cleveland	11/13/83
Kevin House (7)	6	156	at San Francisco	12/4/83
Kevin House (8)	8	136	at Detroit	12/18/83
Kevin House (9)	7	126	vs. Minnesota	10/7/84
Gerald Carter	10	109	vs. Chicago	10/21/84
Kevin House (10)	10	100	at Kansas City	10/28/84
Gerald Carter (2)	9	166	at San Francisco	11/18/84
Kevin House (11)	6	105	at Green Bay	12/2/84
Jimmie Giles (5)	7	112	vs. Chicago	10/6/85
Kevin House (12)	6	100	vs. Chicago	10/6/85
Jimmie Giles (6)	7	116	at Miami	10/20/85
Kevin House (13)	4	111	at Miami	10/20/85
Jimmie Giles (7)	6	134	vs. St. Louis	11/10/85
Kevin House (14)	4	131	vs. Indianapolis	12/15/85
Gerald Carter (3)	7	143	at Green Bay	11/16/86
Calvin Magee	8	143	at Chicago	12/7/86
Steve Holloway #	8	107	vs. Minnesota	10/18/87
Mark Carrier	8	212	at New Orleans	12/6/87
Gerald Carter (4)	5	116	vs. St. Louis	12/20/87
Bruce Hill	8	157	vs. Philadelphia	9/4/88
Ron Hall	7	121	at Indianapolis	10/16/88
Bruce Hill (2)	7	162	at Indianapolis	10/16/88
Mark Carrier (2)	9	142	vs. Miami	10/30/88
Mark Carrier (3)	5	120	vs. New Orleans	9/24/89
Mark Carrier (4)	6	105	vs. Chicago	10/8/89
Bruce Hill (3)	6	107	vs. Chicago	10/8/89
Mark Carrier (5)	8	106	at Washington	10/22/89
Mark Carrier (6)	7	100	at Cincinnati	10/29/89
Bruce Hill (4)	7	125	at Cincinnati	10/29/89
James Wilder (3)	8	107	vs. Cleveland	11/5/89
Mark Carrier (7)	6	164	at Chicago	11/19/89
Mark Carrier (8)	7	104	vs. Green Bay	12/3/89
Mark Carrier (9)	10	135	at Houston	12/10/89
Mark Carrier (10)	4	131	at Detroit	12/17/89
Mark Carrier (11)	6	101	vs. Pittsburgh	12/24/89
Bruce Hill (5)	5	104	at Minnesota	9/30/90
Mark Carrier (12)	6	113	vs. Dallas	10/21/90
Willie Drewrey	2	119	vs. Atlanta	12/2/90
Mark Carrier (13)	6	104	at Atlanta	11/17/91
Lawrence Dawsey	8	100	at Miami	12/1/91
Mark Carrier (14)	6	110	vs. Minnesota	12/8/91
Mark Carrier (15)	7	115	vs. Green Bay	9/13/92
Lawrence Dawsey (2)	5	107	vs. Green Bay	9/13/92
Courtney Hawkins	5	102	at Chicago	10/18/92
Lawrence Dawsey (3)	9	101	at Chicago	9/26/93
Horace Copeland	2	104	at Atlanta	10/31/93
Courtney Hawkins (2)	8	112	vs. Washington	12/5/93
Courtney Hawkins (3)	8	105	at Denver	12/26/93
Horace Copeland (2)	7	101	vs. San Diego	1/2/94
Charles Wilson	4	176	vs. L.A. Rams	12/11/94

Lawrence Dawsey (4)	7	116	at Washington	12/18/94
Horace Copeland (3)	5	155	at Philadelphia	9/3/95
Jackie Harris	5	108	at Carolina	10/1/95
Alvin Harper	6	117	vs. Cincinnati	10/8/95
Jackie Harris (2)	10	122	at Green Bay	11/26/95
Horace Copeland (4)	8	122	vs. Green Bay	12/10/95
Courtney Hawkins (4)	8	111	at Detroit	9/8/96
Warrick Dunn	6	106	vs. Miami	9/21/97
Horace Copeland (5)	6	105	vs. Detroit	10/12/97
Bert Emanuel	5	106	vs. Tennessee	11/8/98
Reidel Anthony	2	126	at Jacksonville	11/15/98
Jacquez Green	7	164	vs. Kansas City	11/14/99
Warrick Dunn (2)	6	115	vs. Detroit	12/12/99
Jacquez Green (2)	10	113	at Chicago	1/2/00
Jacquez Green (3)	5	104	vs. Chicago	9/10/00
Jacquez Green (4)	11	131	at Minnesota	10/9/00
Keyshawn Johnson (1)	6	121	vs. Minnesota	10/29/00
Keyshawn Johnson (2)	7	116	vs. St. Louis	12/18/00
Keyshawn Johnson (3)*	6	106	at Philadelphia	12/31/00
Keyshawn Johnson (4)	8	140	at Tennessee	10/14/01
Keyshawn Johnson (5)	10	159	vs. Pittsburgh	10/21/01
Warrick Dunn (3)	12	138	vs. Chicago	11/18/01
Keyshawn Johnson (6)	10	101	vs. Detroit	12/9/01
Keyshawn Johnson (7)	7	119	at Chicago	12/16/01
Keenan McCardell	4	108	at Cincinnati	9/29/02
Keyshawn Johnson (8)	6	131	at Atlanta	10/6/02
Keyshawn Johnson (9)	9	133	vs. Minnesota	11/3/02
Keenan McCardell (2)	11	107	at New Orleans	12/1/02
Joe Jurevicius	8	100	vs. Atlanta	12/8/02
Keyshawn Johnson (10)	8	132	vs. Pittsburgh	12/23/02
Keyshawn Johnson (11)	9	102	vs. Carolina	9/14/03
Keenan McCardell (3)	4	106	vs. Indianapolis	10/6/03
Keenan McCardell (4)	3	119	at San Francisco	10/19/03
Keyshawn Johnson (12)	10	124	vs. New Orleans	11/2/03
Keenan McCardell (5)	9	118	at Carolina	11/9/03
Keenan McCardell (6)	6	122	vs. Atlanta	12/20/03
Bill Schroeder	4	126	at Oakland	9/26/04
Michael Clayton	8	142	at St. Louis	10/18/04
Michael Pittman	8	134	at Carolina	11/28/04
Michael Clayton (2)	9	145	at San Diego	12/12/04
Joey Galloway	7	166	vs. Detroit	10/2/05
Joey Galloway (2)	8	149	at San Francisco	10/30/05
Joey Galloway (3)	7	131	vs. Washington	11/13/05
Joey Galloway (4)	7	138	vs. Chicago	11/27/05
Joey Galloway (5)	9	161	at Atlanta	9/17/06
Joey Galloway (6)	4	110	at New Orleans	10/8/06
Joey Galloway (7)	3	107	at Chicago	12/17/06
Joey Galloway (8)	8	118	vs. Seattle	12/31/06
Joey Galloway (9)	4	135	vs. New Orleans	9/16/07
Ike Hilliard	7	114	at Carolina	9/30/07
Joey Galloway (10)	6	115	vs. Jacksonville	10/28/07
Joey Galloway (11)	7	159	at New Orleans	12/2/07
Antonio Bryant	10	138	at Chicago	9/21/08
Antonio Bryant (2)	6	115	vs. Seattle	10/19/08
Antonio Bryant (3)	8	115	at Kansas City	11/2/08
Antonio Bryant (4)	9	200	at Carolina	12/8/08
Antonio Bryant (5)	8	108	at Atlanta	12/14/08
Antonio Bryant (6)	6	127	vs. San Diego	12/21/08
Kellen Winslow	9	102	at Philadelphia	10/11/09
Kellen Winslow (2)	7	102	at Miami	11/15/09
Antonio Bryant (7)	5	116	at Carolina	12/6/09
Mike Williams	4	105	at Arizona	10/31/10
Arrelious Benn	4	122	at Washington	12/12/10
Kellen Winslow (3)	9	132	at Green Bay	11/20/11
<b>Vincent Jackson</b>	<b>5</b>	<b>128</b>	<b>at N.Y. Giants</b>	<b>9/16/12</b>
<b>Vincent Jackson (2)</b>	<b>6</b>	<b>100</b>	<b>vs. Washington</b>	<b>9/30/12</b>
Mike Williams (2)	4	115	vs. Washington	9/30/12
Mike Williams (3)	4	113	vs. Kansas City	10/14/12
<b>Vincent Jackson (3)</b>	<b>7</b>	<b>216</b>	<b>vs. New Orleans</b>	<b>10/21/12</b>
<b>Vincent Jackson (4)</b>	<b>6</b>	<b>131</b>	<b>vs. Philadelphia</b>	<b>12/9/12</b>
<b>Vincent Jackson (5)</b>	<b>7</b>	<b>108</b>	<b>vs. St. Louis</b>	<b>12/23/12</b>

## ADMINISTRATION

Mike Williams (4)	7	132	vs. St. Louis	12/23/12
Vincent Jackson (6)	7	154	at N.Y. Jets	9/8/13
Vincent Jackson (7)	9	114	vs. Philadelphia	10/13/13
Vincent Jackson (8)	10	138	at Atlanta	10/20/13
Vincent Jackson (9)	10	165	vs. Atlanta	11/17/13
Tiquan Underwood	3	108	at Detroit	11/24/13
Vincent Jackson (10)	8	144	at New Orleans	10/5/14
Mike Evans	7	124	at Cleveland	11/2/14
Mike Evans (2)	7	125	vs. Atlanta	11/9/14
Mike Evans (3)	7	209	at Washington	11/16/14
Vincent Jackson (11)	5	117	at Chicago	11/23/14
Louis Murphy	6	113	at Chicago	11/23/14
Vincent Jackson (12)	10	159	at Detroit	12/7/14
Austin Seferian-Jenkins	5	110	vs. Tennessee	9/13/15
Mike Evans (4)	7	101	at Houston	9/27/15
Vincent Jackson (13)	10	147	vs. Carolina	10/4/15
Mike Evans (5)	8	164	at Washington	10/25/15
Mike Evans (6)	8	150	vs. N.Y. Giants	11/8/15
Mike Evans (7)	8	126	vs. Dallas	11/15/15
Mike Evans (8)	9	157	at St. Louis	12/17/15

# Replacement game

\* Playoff game

## PLAYERS

**100-YARD RECEIVERS SUMMARY** (\*Includes one playoff game)

Mark Carrier (15), Kevin House (14), **Vincent Jackson (13)**, Keyshawn Johnson (12\*), Joey Galloway (11), **Mike Evans (8)**, Antonio Bryant (7), Jimmie Giles (7), Keenan McCardell (6), Horace Copeland (5), Bruce Hill (5), Gerald Carter (4), Lawrence Dawsey (4), Jacquez Green (4), Courtney Hawkins (4), Morris Owens (4), Mike Williams (4), Warrick Dunn (3), James Wilder (3), Kellen Winslow (3), Michael Clayton (2), Jackie Harris (2), Gordon Jones (2), Reidel Anthony (1), Arrelious Benn (1), Willie Drewrey (1), Jerry Eckwood (1), Bert Emanuel (1), Isaac Hagins (1), Ron Hall (1), Alvin Harper (1), Ike Hilliard (1), Steve Holloway (1), Joe Jurevicius (1), Calvin Magee (1), **Louis Murphy (1)**, Michael Pittman (1), Bill Schroeder (1), **Austin Seferian-Jenkins (1)**, Tiquan Underwood (1), Charles Wilson (1).

## 2015 REVIEW

**300-YARD PASSING GAMES (67)**

PLAYER	ATT.	COMP.	YARDS	TD	OPPONENT	DATE
Doug Williams	35	16	311	1	vs. Minnesota	10/1/78
Doug Williams (2)	56	30	343	3	vs. Cleveland	9/28/80
Doug Williams (3)	45	21	302	3	vs. Pittsburgh	11/9/80
Doug Williams (4)	55	30	486	4	at Minnesota	11/16/80
Doug Williams (5)	29	16	350	1	vs. Chicago	12/20/80
Doug Williams (6)	40	17	324	1	at Chicago	9/20/81
Doug Williams (7)	30	16	335	2	at Oakland	10/18/81
Doug Williams (8)	29	19	336	2	vs. Atlanta	12/6/81
Doug Williams (9)	35	22	321	1	vs. San Diego	12/13/81
Doug Williams (10)	49	25	367	2	vs. Chicago	1/2/83
Jack Thompson	40	30	316	1	vs. Cincinnati	9/25/83
Jack Thompson (2)	46	25	337	3	at San Francisco	12/4/83
Jack Thompson (3)	42	28	373	3	at Detroit	12/18/83
Steve DeBerg	41	26	316	2	at San Francisco	11/18/84
Steve DeBerg (2)	44	27	322	2	vs. L.A. Rams	11/25/84
Steve DeBerg (3)	43	23	346	2	vs. Chicago	10/6/85
Steve DeBerg (4)	32	19	365	4	at Miami	10/20/85
Steve DeBerg (5)	34	24	333	5	vs. Atlanta	9/13/87
Steve DeBerg (6)	37	23	303	3	at St. Louis	11/8/87
Vinny Testaverde	47	22	369	2	at New Orleans	12/6/87
Vinny Testaverde (2)	45	21	324	2	vs. Philadelphia	9/4/88
Vinny Testaverde (3)	37	20	300	1	vs. Green Bay	10/2/88
Vinny Testaverde (4)	42	25	469	2	at Indianapolis	10/16/88
Vinny Testaverde (5)	52	22	305	1	at Chicago	11/6/88
Vinny Testaverde (6)	38	19	311	3	at Washington	10/22/89
Vinny Testaverde (7)	39	23	336	3	at Cincinnati	10/29/89
Vinny Testaverde (8)	50	27	370	2	vs. Cleveland	11/5/89
Vinny Testaverde (9)	48	31	328	2	at Houston	12/10/89
Vinny Testaverde (10)	33	17	351	2	vs. Atlanta	12/2/90
Vinny Testaverde (11)	41	23	330	2	vs. Minnesota	12/8/91
Vinny Testaverde (12)	25	22	363	2	vs. Green Bay	9/13/92
Craig Erickson	28	18	318	4	at Atlanta	10/31/93
Craig Erickson (2)	24	19	313	3	vs. Indianapolis	9/11/94
Trent Dilfer	48	27	312	0	at Green Bay	11/26/95
Trent Dilfer (2)	40	30	327	0	at San Diego	11/17/96
Trent Dilfer (3)	39	25	301	2	at Minnesota	10/3/99
Brad Johnson	56	40	399	0	vs. Chicago	11/18/01
Brad Johnson (2)	54	31	305	1	vs. Detroit	12/9/01
Brad Johnson (3)	31	24	313	5	vs. Minnesota	11/3/02

## HISTORY

## RECORDS

## SIDELINES

Brad Johnson (4)	61	34	339	1	vs. Carolina	9/14/03
Brad Johnson (5)	39	26	318	3	vs. Indianapolis	10/6/03
Brad Johnson (6)	46	27	321	2	vs. New Orleans	11/2/03
Brad Johnson (7)	48	34	346	4	vs. Atlanta	12/20/03
Brad Johnson (8)	36	22	309	2	at Oakland	9/26/04
Brian Griese	39	27	347	2	at Carolina	11/28/04
Brian Griese (2)	50	36	392	3	at San Diego	12/12/04
Brian Griese (3)	41	30	321	3	vs. Carolina	12/26/04
Brian Griese (4)	39	22	302	2	vs. Detroit	10/2/05
Chris Simms	53	28	313	0	at Atlanta	9/17/06
Jeff Garcia	45	37	316	2	at Detroit	10/21/07
Luke McCown	37	29	313	2	at New Orleans	12/2/07
Brian Griese (5)	67	38	407	2	at Chicago	9/21/08
Jeff Garcia (2)	36	27	310	1	vs. Seattle	10/19/08
Jeff Garcia (3)	43	31	339	1	at Kansas City	11/2/08
Jeff Garcia (4)	38	24	321	2	at Carolina	12/8/08
Josh Freeman	44	23	321	0	at Carolina	12/6/09
Josh Freeman (2)	41	23	303	2	vs. New Orleans	10/16/11
Josh Freeman (3)	38	28	342	2	at Green Bay	11/20/11
Josh Freeman (4)	26	15	328	3	vs. Kansas City	10/14/12
Josh Freeman (5)	42	24	420	3	vs. New Orleans	10/21/12
Josh Freeman (6)	54	30	372	1	vs. St. Louis	12/23/12
<b>Mike Glennon</b>	<b>42</b>	<b>21</b>	<b>302</b>	<b>2</b>	<b>at Pittsburgh</b>	<b>9/28/14</b>
<b>Mike Glennon (2)</b>	<b>44</b>	<b>24</b>	<b>314</b>	<b>2</b>	<b>vs. Baltimore</b>	<b>10/12/14</b>
Josh McCown	43	27	301	2	vs. Atlanta	11/9/14
Josh McCown (2)	48	25	341	1	at Chicago	11/23/14
<b>Jameis Winston</b>	<b>50</b>	<b>29</b>	<b>363</b>	<b>2</b>	<b>at St. Louis</b>	<b>12/17/15</b>
<b>Jameis Winston (2)</b>	<b>47</b>	<b>29</b>	<b>325</b>	<b>0</b>	<b>at Carolina</b>	<b>1/3/16</b>

\* *Playoff game*

### 300-YARD PASSERS SUMMARY

Vinny Testaverde (12), Doug Williams (10), Brad Johnson (8), Steve DeBerg (6), Josh Freeman (6), Brian Griese (5), Jeff Garcia (4), Trent Dilfer (3), Jack Thompson (3), Craig Erickson (2), **Mike Glennon (2)**, Josh McCown (2), Luke McCown (1), Chris Simms (1), **Jameis Winston (2)**

### MULTIPLE-SACK GAMES (162)

PLAYER	SACKS	OPPONENT	DATE
Lee Roy Selmon	2.0	at Houston	9/12/76
Council Rudolph	2.0	vs. Miami	10/24/76
Lee Roy Selmon (2)	2.0	at Philadelphia	9/18/77
Council Rudolph (2)	2.0	at Detroit	11/20/77
Lee Roy Selmon (3)	2.0	vs. Atlanta	11/27/77
Lee Roy Selmon (4)	2.0	vs. Chicago	12/4/77
Lee Roy Selmon (5)	3.0	at New Orleans	12/11/77
Lee Roy Selmon (6)	3.0	at Minnesota	9/17/78
Lee Roy Selmon (7)	2.0	at N.Y. Giants	10/15/78
Dave Pear	2.0	vs. Chicago	10/22/78
Dave Pear (2)	3.0	at San Francisco	12/10/78
Charley Hannah	2.0	at San Francisco	12/10/78
Randy Crowder	2.0	at Baltimore	9/9/79
David Lewis	2.0	at Baltimore	9/9/79
Lee Roy Selmon (8)	2.0	at Baltimore	9/9/79
Lee Roy Selmon (9)	2.0	at Green Bay	9/16/79
Lee Roy Selmon (10)	2.0	vs. L.A. Rams	9/23/79
Lee Roy Selmon (11) *	2.0	vs. Philadelphia	12/29/79
Randy Crowder (2)	2.0	at Cincinnati	9/7/80
Dave Stalls	2.0	vs. Detroit	11/23/80
David Logan	2.0	vs. Minnesota	12/7/80
Lee Roy Selmon (12)	3.0	at Detroit	12/14/80
Lee Roy Selmon (13)	2.0	vs. Minnesota	9/5/81
Hugh Green	2.0	vs. Denver	11/15/81
Lee Roy Selmon (14)	2.0	at New Orleans	11/29/81
Lee Roy Selmon (15)	2.0	at Detroit	12/20/81
Andy Hawkins	2.0	vs. Washington	9/19/82
Dave Stalls (2)	2.0	vs. Chicago	1/2/83
Lee Roy Selmon (16)	2.0	vs. Detroit	9/4/83
David Logan (2)	2.0	at Dallas	10/9/83
Lee Roy Selmon (17)	3.0	vs. New Orleans	10/23/83
David Logan (3)	2.0	at Pittsburgh	10/30/83
Lee Roy Selmon (18)	2.0	at Minnesota	11/6/83
David Logan (4)	2.0	vs. Minnesota	10/7/84

## ADMINISTRATION

John Cannon	2.0
Hugh Green (2)	2.0
Lee Roy Selmon (19)	2.0
Ron Holmes	2.0
David Logan (5)	2.0
David Logan (6)	2.0
Kevin Kellin	2.5
Calvin Turner #	3.0
Miles Turpin #	2.0
Ron Holmes (2)	2.5
Chris Washington	2.0
Chris Washington (2)	2.0
Curt Jarvis	2.0
Ron Holmes (3)	3.0
Ron Holmes (4)	2.0
Kevin Murphy	2.0
Kevin Murphy (2)	2.0
Ray Goff	2.0
Reuben Davis	2.0
Ervin Randle	3.0
Broderick Thomas	3.0
Broderick Thomas (2)	2.0
Broderick Thomas (3)	2.0
Keith McCants	2.0
Tim Newton	2.0
Broderick Thomas (4)	2.0
Broderick Thomas (5)	2.0
Broderick Thomas (6)	2.0
Santana Dotson	2.0
Santana Dotson (2)	2.0
Ray Seals	2.0
Broderick Thomas (7)	3.0
Santana Dotson (3)	2.0
Ray Seals (2)	2.0
Keith McCants (2)	2.0
Ray Seals (3)	2.0
Eric Curry	2.0
Chidi Ahanotu	2.0
Eric Curry (2)	2.0
Warren Sapp	2.0
Lonnie Marts	2.0
Warren Sapp (2)	2.0
Hardy Nickerson	2.0
Warren Sapp (3)	2.5
Brad Culpepper	3.0
Chidi Ahanotu (2)	2.0
Chidi Ahanotu (3)	2.0
Brad Culpepper (2)	3.0
Chidi Ahanotu (4)	2.0
Warren Sapp (4)	2.0
Warren Sapp (5) *	3.0
Warren Sapp (6)	2.0
Brad Culpepper (3)	2.0
Regan Upshaw	2.0
Steve White	2.0
John Lynch	2.0
Chidi Ahanotu (5)	3.0
Warren Sapp (7)	3.0
Marcus Jones	2.0
Marcus Jones (2)	2.0
Warren Sapp (8)	2.0
Brad Culpepper (4)	2.0
Steve White (2) *	2.0
Ronde Barber	2.5
Anthony McFarland	2.5
Warren Sapp (9)	3.0
Marcus Jones (3)	2.0
Marcus Jones (4)	4.0
Warren Sapp (10)	2.0
Warren Sapp (11)	2.0
Warren Sapp (12)	2.0
Warren Sapp (13)	2.0

## PLAYERS

## 2015 REVIEW

## HISTORY

## RECORDS

## SIDELINES

vs. N.Y. Jets	12/16/84
vs. N.Y. Jets	12/16/84
vs. N.Y. Jets	12/16/84
vs. L.A. Rams	10/13/85
vs. L.A. Rams	10/13/85
at N.Y. Giants	11/3/85
vs. Atlanta	9/13/87
vs. Minnesota	10/18/87
vs. Minnesota	10/18/87
vs. Chicago	10/25/87
at Green Bay	11/1/87
at St. Louis	11/8/87
at L.A. Rams	11/29/87
vs. St. Louis	12/20/87
vs. Minnesota	10/23/88
vs. San Francisco	9/17/89
vs. New Orleans	9/24/89
vs. Detroit	10/15/89
at Chicago	11/19/89
at Detroit	9/9/90
at Dallas	10/7/90
vs. Chicago	11/4/90
at Detroit	9/29/91
vs. Green Bay	10/27/91
vs. Green Bay	10/27/91
vs. Detroit	11/10/91
vs. N.Y. Giants	11/24/91
vs. Indianapolis	12/22/91
vs. Phoenix	9/6/92
vs. Green Bay	9/13/92
vs. Green Bay	9/13/92
at Minnesota	9/20/92
vs. Minnesota	11/8/92
vs. Minnesota	11/8/92
vs. Chicago	11/15/92
at Chicago	9/26/93
at Minnesota	10/10/93
vs. Jacksonville	11/19/95
vs. Detroit	12/23/95
vs. Seattle	9/22/96
vs. Oakland	11/10/96
at Minnesota	12/15/96
vs. Chicago	12/22/96
vs. San Francisco	8/31/97
vs. Arizona	9/28/97
vs. Arizona	9/28/97
at Green Bay	10/5/97
at Atlanta	11/9/97
at N.Y. Giants	11/30/97
vs. Chicago	12/21/97
at Green Bay	1/4/98
at Green Bay	9/13/98
vs. Green Bay	12/7/98
vs. Green Bay	12/7/98
vs. Pittsburgh	12/13/98
at Washington	12/19/98
at Philadelphia	9/19/99
at Philadelphia	9/19/99
at Philadelphia	9/19/99
at Green Bay	10/10/99
at Green Bay	10/10/99
vs. Minnesota	12/6/99
vs. Washington	1/15/00
vs. Chicago	9/10/00
at Detroit	9/17/00
at Detroit	9/17/00
at Minnesota	10/9/00
vs. Detroit	10/19/00
vs. Detroit	10/19/00
vs. Buffalo	11/26/00
at St. Louis	12/18/00
at Detroit	11/11/01



Steve White (3)	2.0	vs. Chicago	11/18/01
Warren Sapp (14)	2.0	at St. Louis	11/26/01
Simeon Rice	2.0	at Cincinnati	12/2/01
Simeon Rice (2)	2.0	at Chicago	12/16/01
Simeon Rice (3)	2.0	vs. New Orleans	12/23/01
Simeon Rice (4) *	2.0	at Philadelphia	1/12/02
Warren Sapp (15)	2.0	at Cincinnati	9/29/02
Warren Sapp (16)	2.0	vs. Cleveland	10/13/02
Simeon Rice (5)	2.0	at Carolina	10/27/02
Simeon Rice(6)	2.0	vs. Minnesota	11/3/02
Simeon Rice (7)	2.0	vs. Carolina	11/17/02
Simeon Rice (8)	2.0	vs. Green Bay	11/24/02
Simeon Rice (9)	3.0	at New Orleans	12/1/02
Simeon Rice (10) **	2.0	vs. Oakland	1/26/03
Simeon Rice (11)	2.0	at Philadelphia	9/8/03
Simeon Rice (12)	4.0	at Washington	10/12/03
Warren Sapp (17)	2.0	at Washington	10/12/03
Simeon Rice (13)	2.0	at Carolina	11/9/03
Warren Sapp (18)	2.0	vs. N.Y. Giants	11/24/03
Simeon Rice (14)	3.0	at New Orleans	12/7/03
Greg Spires	2.5	vs. Houston	12/14/03
Anthony McFarland (2)	2.0	vs. Seattle	9/19/04
Greg Spires (2)	2.0	at St. Louis	10/18/04
Simeon Rice (15)	2.0	vs. Chicago	10/24/04
Simeon Rice (16)	2.0	vs. Atlanta	12/5/04
Derrick Brooks	2.0	vs. Atlanta	12/5/04
Simeon Rice (17)	3.0	vs. New Orleans	12/19/04
Simeon Rice (18)	2.0	vs. Washington	11/13/05
Simeon Rice (19)	2.0	vs. Atlanta	12/24/05
Simeon Rice (20)	2.0	vs. New Orleans	1/1/06
Ellis Wyms	2.0	vs. Cincinnati	10/15/06
Greg Spires (3)	2.0	at Cleveland	12/24/06
Gaines Adams	2.0	at Atlanta	11/18/07
Stylez G. White	2.0	at Atlanta	11/18/07
Stylez G. White (2)	2.5	at Houston	12/9/07
Gaines Adams (2)	2.0	vs. Atlanta	9/14/08
Gaines Adams (3)	2.0	at Dallas	10/26/08
Jimmy Wilkerson	2.0	at Detroit	11/23/08
Jimmy Wilkerson (2)	3.0	at Philadelphia	10/11/09
Stylez G. White (3)	2.5	at Atlanta	11/29/09
Tim Crowder	2.0	at Carolina	9/19/10
<b>Gerald McCoy</b>	<b>2.0</b>	<b>at Baltimore</b>	<b>11/28/10</b>
Geno Hayes	2.0	vs. Seattle	12/26/10
Michael Bennett	2.0	vs. Indianapolis	10/3/11
Michael Bennett (2)	2.0	at Dallas	9/23/12
<b>Gerald McCoy (2)</b>	<b>2.0</b>	<b>at Dallas</b>	<b>9/23/12</b>
Michael Bennett (3)	2.0	vs. Philadelphia	12/9/12
<b>Gerald McCoy (3)</b>	<b>2.0</b>	<b>vs. Philadelphia</b>	<b>12/9/12</b>
<b>Mason Foster</b>	<b>2.0</b>	<b>at N.Y. Jets</b>	<b>9/8/13</b>
<b>Gerald McCoy (4)</b>	<b>3.0</b>	<b>vs. Atlanta</b>	<b>11/17/13</b>
Michael Johnson	2.0	at Pittsburgh	9/28/14
<b>Gerald McCoy (5)</b>	<b>2.0</b>	<b>at Cleveland</b>	<b>11/2/14</b>
Jacquies Smith	2.0	<b>at Washington</b>	<b>11/16/14</b>
Jacquies Smith (2)	2.0	<b>at Detroit</b>	<b>12/7/14</b>
Jacquies Smith (3)	3.0	<b>at New Orleans</b>	<b>9/20/15</b>
Howard Jones	2.0	<b>vs. Jacksonville</b>	<b>10/11/15</b>
William Gholston	2.0	<b>vs. Atlanta</b>	<b>12/6/15</b>
# Replacement game			
	* Playoff game	** Super Bowl XXXVII	

#### MULTIPLE-SACK GAMES SUMMARY (\*Includes one playoff game and \*\*Super Bowl XXXVII)

Simeon Rice (20\*\*), Lee Roy Selmon (19), Warren Sapp (18), Broderick Thomas (7), David Logan (6), Chidi Ahanotu (5), **Gerald McCoy (5)**, Brad Cuipepper (4), Ron Holmes (4), Marcus Jones (4), Gaines Adams (3), Michael Bennett (3) Santana Dotson (3), Ray Seals (3), **Jacquies Smith (3)**, Greg Spires (3), Chris Washington (3), Steve White (3), Stylez G. White (3), Randy Crowder (2), Eric Curry (2), Hugh Green (2), Keith McCants (2), Anthony McFarland (2), Kevin Murphy (2), Dave Pear (2), Council Rudolph (2), Dave Stalls (2), Jimmy Wilkerson (2), Ronde Barber (1), Derrick Brooks (1), John Cannon (1), Tim Crowder (1), Reuben Davis (1), **Mason Foster (1)**, **William Gholston (1)**, Ray Goff (1), Charley Hannah (1), Andy Hawkins (1), Geno Hayes (1), Curt Jarvis (1), Michael Johnson (1), **Howard Jones (1)**, Kevin Kellin (1), David Lewis (1), John Lynch (1), Lonnie Marts (1), Tim Newton (1), Hardy Nickerson (1), Ervin Randle (1), Miles Turpin (1), Calvin Turner (1), Regan Upshaw (1), Ellis Wyms (1)

## TOP OPPONENT PERFORMANCES

## 100-YARD RUSHING GAMES (149)

PLAYER	ATT.	YARDS	OPPONENT	DATE
Ronnie Coleman	25	142	at Houston	9/12/76
Bob Malone	22	118	vs. Miami	10/24/76
Otis Armstrong	18	116	at Denver	11/7/76
Clark Gaines	27	103	at N.Y. Jets	11/14/76
Rocky Bleier	29	118	at Pittsburgh	12/5/76
Andy Johnson	14	127	vs. New England	12/12/76
Walter Payton	33	101	vs. Chicago	12/4/77
Haskel Stanback	23	112	vs. Atlanta	9/24/78
Horace King	12	104	at Detroit	11/12/78
Roland Harper	25	144	at Chicago	11/26/78
Walter Payton (2)	27	105	at Chicago	11/26/78
Billy Taylor	33	148	at Chicago	10/7/79
Cullen Bryant *	18	106	vs. L.A. Rams	1/6/80
Tony Dorsett	20	100	at Dallas	9/21/80
Walter Payton (3)	28	133	at Chicago	10/6/80
Earl Campbell	33	203	at Houston	10/19/80
Walter Payton (4)	29	130	vs. Chicago	12/20/80
Wilbert Montgomery	22	119	at Philadelphia	10/25/81
Ted Brown	31	129	at Minnesota	11/8/81
George Rogers	23	120	at New Orleans	11/29/81
John Riggins	34	136	vs. Washington	9/19/82
Walter Payton (5)	26	109	vs. Chicago	1/2/83
Tony Dorsett (2) *	26	110	at Dallas	1/9/83
Walter Payton (6)	22	106	vs. Chicago	11/20/83
Matt Suhey	19	112	vs. Chicago	11/20/83
Wendell Tyler	16	102	at San Francisco	12/4/83
Billy Sims	16	100	at Detroit	10/14/84
Eric Dickerson	28	191	vs. L.A. Rams	11/25/84
Walter Payton (7)	17	120	at Chicago	9/8/85
Joe Morris	26	132	at N.Y. Giants	11/3/85
Gerry Ellis	9	101	at Green Bay	12/1/85
Eddie Lee Ivery	13	109	at Green Bay	12/1/85
Randy McMillan	13	108	vs. Indianapolis	12/15/85
Gerald Riggs	27	129	vs. Atlanta	9/28/86
Eric Dickerson (2)	30	207	at L.A. Rams	10/5/86
Stump Mitchell	20	126	vs. St. Louis	10/12/86
Reuben Mayes	24	172	at New Orleans	10/19/86
Walter Payton (8)	20	139	vs. Chicago	11/9/86
Neal Anderson	16	115	at Chicago	9/20/87
Darrin Nelson	17	103	at Minnesota	11/15/87
Charles White	29	137	at L.A. Rams	11/29/87
Stump Mitchell (2)	23	101	vs. St. Louis	12/20/87
Eric Dickerson (3)	33	196	at Indianapolis	12/27/87
Stump Mitchell (3)	18	110	vs. Phoenix	9/18/88
James Brooks	17	131	at Cincinnati	10/29/89
Neal Anderson (2)	15	100	at Chicago	11/19/89
Barry Sanders	21	104	at Detroit	12/17/89
Emmitt Smith	23	121	at Dallas	10/7/90
Craig Heyward	20	155	at New Orleans	11/11/90
Mike Rozier	23	115	vs. Atlanta	12/2/90
Barry Sanders (2)	27	160	at Detroit	9/29/91
Terry Allen	14	127	at Minnesota	11/3/91
Barry Sanders (3)	23	118	vs. Detroit	11/10/91
Mark Higgs	25	131	at Miami	12/1/91
Herschel Walker	16	126	vs. Minnesota	12/8/91
Barry Sanders (4)	21	122	vs. Detroit	10/25/92
Marion Butts	22	104	at San Diego	11/22/92
Rodney Hampton	29	134	at N.Y. Giants	9/12/93
Neal Anderson (3)	23	104	at Chicago	9/26/93
Barry Sanders (5)	22	130	vs. Detroit	10/3/93
Darrell Thompson	21	105	vs. Green Bay	10/24/93
Barry Sanders (6)	29	187	at Detroit	11/7/93
Reggie Brooks	20	128	vs. Washington	12/5/93
Marshall Faulk	18	104	vs. Indianapolis	9/11/94
Barry Sanders (7)	20	166	vs. Detroit	10/2/94
Ricky Watters	14	103	at San Francisco	10/23/94
Terry Allen (2)	17	113	vs. Minnesota	10/30/94

Barry Sanders (8)	26	237	at Detroit	11/13/94
Chris Warren	16	116	at Seattle	11/20/94
Edgar Bennett	21	100	vs. Green Bay	12/24/94
Derrick Moore	21	123	at Carolina	10/1/95
Rashaan Salaam	27	134	at Chicago	12/17/95
Barry Sanders (9)	20	125	at Detroit	9/8/96
Terrell Davis	22	137	at Denver	9/15/96
Robert Smith	18	133	vs. Minnesota	10/8/96
Raymont Harris	19	118	at Chicago	11/3/96
Anthony Johnson	26	111	at Carolina	12/1/96
Leroy Hoard	20	101	at Minnesota	12/15/96
Barry Sanders (10)	24	215	vs. Detroit	10/12/97
Raymont Harris (2)	33	116	at Chicago	11/23/97
Dorsey Levens*	25	112	at Green Bay	1/4/98
Barry Sanders (11)	27	131	at Detroit	9/28/98
Eddie George	27	134	vs. Tennessee	11/8/98
Fred Taylor	20	128	at Jacksonville	11/15/98
Greg Hill	16	123	at Detroit	10/31/99
Napolean Kaufman	8	122	at Oakland	12/19/99
Tyrone Wheatley	19	111	at Oakland	12/19/99
Stephen Davis	28	141	at Washington	10/1/00
James Stewart	29	116	vs. Detroit	10/19/00
Jerome Bettis	17	143	vs. Pittsburgh	10/21/01
Ahman Green	24	169	at Green Bay	11/4/01
Anthony Thomas	31	173	at Chicago	12/16/01
Deuce McAllister	31	109	vs. New Orleans	9/8/02
Deuce Staley	24	152	at Philadelphia	10/20/02
Michael Bennett	10	114	vs. Minnesota	11/3/02
Stephen Davis (2)	33	142	vs. Carolina	9/14/03
Garrison Hearst	20	117	at San Francisco	10/19/03
Deuce McAllister (2)	26	110	vs. New Orleans	11/2/03
Ahman Green (2)	21	109	vs. Green Bay	11/16/03
Fred Taylor (2)	29	118	at Jacksonville	11/30/03
Clinton Portis	29	148	at Washington	9/12/04
Tyrone Wheatley (2)	18	102	at Oakland	9/26/04
Deuce McAllister (3)	21	102	at New Orleans	10/10/04
Nick Goings	23	106	at Carolina	11/28/04
LaDainian Tomlinson	25	131	at San Diego	12/12/04
Nick Goings (2)	33	127	vs. Carolina	12/26/04
Kevan Barlow	26	101	at San Francisco	10/30/05
Clinton Portis (2)	23	144	vs. Washington	11/13/05
Warrick Dunn	21	134	at Atlanta	9/17/06
Michael Vick	14	127	at Atlanta	9/17/06
Deuce McAllister (4)	15	123	at New Orleans	10/8/06
Brian Westbrook	13	101	vs. Philadelphia	10/22/06
Shaun Alexander	27	105	at Seattle	9/9/07
Steven Jackson	30	115	vs. St. Louis	9/23/07
Kenton Keith	28	121	at Indianapolis	10/7/07
DeAngelo Williams	20	121	vs. Carolina	12/30/07
Jamaal Charles	18	106	at Kansas City	11/2/08
Jonathan Stewart	15	115	at Carolina	12/8/08
DeAngelo Williams (2)	19	186	at Carolina	12/8/08
Michael Turner	32	152	at Atlanta	12/14/08
Michael Bush	27	177	vs. Oakland	12/28/08
Fred Jackson	28	163	at Buffalo	9/20/09
Ahmad Bradshaw	14	104	vs. N.Y. Giants	9/27/09
Jonathan Stewart (2)	17	110	vs. Carolina	10/18/09
DeAngelo Williams (3)	30	152	vs. Carolina	10/18/09
Ricky Williams	20	102	at Miami	11/15/09
Jonathan Stewart (3)	26	120	at Carolina	12/6/09
Jason Snelling	25	147	vs. Atlanta	1/3/10
Rashard Mendenhall	19	143	vs. Pittsburgh	9/26/10
Cedric Benson	23	144	at Cincinnati	10/10/10
Chris Ivory	15	158	vs. New Orleans	10/17/10
Steven Jackson (2)	22	110	vs. St. Louis	10/24/10
Michael Turner (2)	24	107	at Atlanta	11/7/10
Mike Goodson	23	100	vs. Carolina	11/14/10
Ryan Torain	24	172	at Washington	12/12/10
Maurice Morris	15	109	vs. Detroit	12/19/10
Adrian Peterson	25	120	at Minnesota	9/18/11
Frank Gore	20	125	at San Francisco	10/9/11

Matt Forte	25	145	vs. Chicago (London)	10/23/11
Chris Johnson	23	190	at Tennessee	11/27/11
Felix Jones	22	108	vs. Dallas	12/17/11
Michael Turner (3)	17	172	at Atlanta	1/1/12
Alfred Morris	21	113	vs. Washington	9/30/12
Adrian Peterson (2)	15	123	at Minnesota	10/25/12
LeSean McCoy	25	116	vs. Philadelphia	10/13/13
Marshawn Lynch	21	125	at Seattle	11/3/13
Zac Stacy	33	104	at St. Louis	12/22/13
Justin Forsett	14	111	vs. Baltimore	10/12/14
Alfred Blue	31	139	at Houston	9/27/15
* <i>Playoff game</i>				

**100-YARD RUSHERS SUMMARY** (\*Includes one playoff game)

Barry Sanders (11), Walter Payton (8), Deuce McAllister (4), Neal Anderson (3), Eric Dickerson (3), Stump Mitchell (3), Jonathan Stewart (3), Michael Turner (3), DeAngelo Williams (3), Terry Allen (2), Stephen Davis (2), Tony Dorsett (2\*), Nick Goings (2), Ahman Green (2), Raymont Harris (2), Steven Jackson (2), Adrian Peterson (2), Clinton Portis (2), Fred Taylor (2), Tyrone Wheatley (2), Shaun Alexander (1), Otis Armstrong (1), Kevan Barlow (1), Edgar Bennett (1), Michael Bennett (1), Cedric Benson (1), Jerome Bettis (1), Rocky Bleier (1), Ahmad Bradshaw (1), James Brooks (1), Reggie Brooks (1), Ted Brown (1), Cullen Bryant (1\*), Michael Bush (1), Marion Butts (1), Earl Campbell (1), Jamaal Charles (1), Ronnie Coleman (1), Terrell Davis (1), Warrick Dunn (1), Gerry Ellis (1), Marshall Faulk (1), Justin Forsett (1), Matt Forte (1), Clark Gaines (1), Eddie George (1), Mike Goodson (1), Frank Gore (1), Rodney Hampton (1), Roland Harper (1), Garrison Hearst (1), Craig Heyward (1), Mark Higgs (1), Greg Hill (1), Leroy Hoard (1), Eddie Lee Ivey (1), Chris Ivory (1), Fred Jackson (1), Andy Johnson (1), Anthony Johnson (1), Chris Johnson (1), Felix Jones (1), Napoleon Kaufman (1), Kenton Keith (1), Horace King (1), Dorsey Levens (1\*), Marshawn Lynch (1), Bob Malone (1), Reuben Mayes (1), LeSean McCoy (1), Randy McMillan (1), Rashard Mendenhall (1), Wilbert Montgomery (1), Derrick Moore (1), Alfred Morris (1), Joe Morris (1), Maurice Morris (1), Darrin Nelson (1), John Riggins (1), Gerald Riggs (1), George Rogers (1), Mike Rozier (1), Rashaan Salaam (1), Billy Sims (1), Emmitt Smith (1), Robert Smith (1), Jason Snelling (1), Zac Stacy (1), Duce Staley (1), Haskel Stanback (1), James Stewart (1), Matt Suhey (1), Billy Taylor (1), Anthony Thomas (1), Darrell Thompson (1), LaDainian Tomlinson (1), Ryan Torain (1), Wendell Tyler (1), Michael Vick (1), Herschel Walker (1), Chris Warren (1), Ricky Watters (1), Brian Westbrook (1), Charles White (1), Ricky Williams (1)

**100-YARD RECEIVING GAMES (183)**

PLAYER	ATT.	YARDS	OPPONENT	DATE
Bob Chandler	5	110	vs. San Diego	12/26/76
Cliff Branch	5	110	at Oakland	11/28/76
Johnny Perkins	4	110	vs. N.Y. Giants	9/2/78
James Scott	5	105	vs. Chicago	10/22/78
Willie Miller	6	105	at L.A. Rams	11/5/78
David Hill	7	106	at Detroit	11/12/78
Paul Coffman	7	106	vs. Green Bay	10/21/79
Ahmad Rashad	7	117	at Minnesota	10/28/79
Fred Scott	9	148	at Detroit	11/11/79
Paul Coffman (2)	9	109	vs. Green Bay	10/12/80
Eddie Lee Ivey	11	128	vs. Green Bay	10/12/80
Aundra Thompson	7	102	vs. Green Bay	10/12/80
Sammy White	6	120	at Minnesota	11/16/80
Leonard Thompson	5	106	at Detroit	12/14/80
Joe Senser	8	101	at Minnesota	11/8/81
James Lofton	6	102	vs. Green Bay	11/22/81
Wes Chandler	8	112	vs. San Diego	12/13/81
Walter Payton	6	115	at Chicago	9/11/83
Ron Springs	11	126	at Dallas	10/9/83
Tony Galbreath	11	110	at Minnesota	11/6/83
Mike Jones	6	110	vs. Minnesota	10/7/84
Carlos Carson	7	131	at Kansas City	10/28/84
Emery Moorehead	8	114	vs. Chicago	10/6/85
Tony Collins	6	109	vs. New England	10/27/85
Al Toon	6	133	at N.Y. Jets	11/17/85
James Lofton (2)	6	106	at Green Bay	12/1/85
Mike Jones (2)	4	104	at Minnesota	12/8/85
Dwight Clark	7	100	vs. San Francisco	9/7/86
Jeff Chadwick	5	106	at Detroit	9/21/86
Charlie Brown	7	110	vs. Atlanta	9/28/86
Pete Metzelaars	7	113	vs. Buffalo	11/2/86
Willie Gault	4	116	vs. Chicago	11/9/86
Al Williams#	5	110	vs. San Diego	10/11/87
Robert Awalt	9	124	at St. Louis	11/8/87
Jerry Rice	7	103	vs. San Francisco	11/22/87
Eric Martin	2	101	at New Orleans	12/6/87
J.T. Smith	6	103	vs. Phoenix	9/18/88
Jay Novacek	5	102	vs. Phoenix	9/18/88

Walter Stanley	6	107	vs. Green Bay	10/2/88
Bill Brooks	7	139	at Indianapolis	10/16/88
Anthony Carter	6	123	vs. Minnesota	10/23/88
Jerry Rice (2)	8	122	vs. San Francisco	9/17/89
Tim McGee	5	127	at Cincinnati	10/29/89
Sterling Sharpe	8	169	vs. Green Bay	12/3/89
Jason Phillips	10	115	at Detroit	12/17/89
Louis Lipps	4	137	vs. Pittsburgh	12/24/89
Robert Clark	6	117	at Detroit	9/9/90
Hassan Jones	5	101	at Minnesota	9/30/90
Sterling Sharpe (2)	7	139	vs. Green Bay	10/14/90
Hassan Jones (2)	7	162	vs. Minnesota	12/16/90
Anthony Carter (2)	8	106	vs. Minnesota	12/16/90
Brett Perriman	6	127	vs. Detroit	11/10/91
Tony Martin	5	106	at Miami	12/1/91
Brett Perriman (2)	9	117	at Detroit	9/27/92
Tom Waddle	3	114	at Chicago	10/18/92
Herman Moore	3	108	vs. Detroit	10/25/92
Michael Haynes	5	113	vs. Atlanta	12/13/92
Jerry Rice (3)	7	118	at San Francisco	12/19/92
Sterling Sharpe (3)	10	147	vs. Green Bay	10/24/93
Andre Rison	11	147	at Atlanta	10/31/93
Jerry Rice (4)	8	172	vs. San Francisco	11/14/93
Anthony Carter (3)	9	104	vs. Minnesota	11/21/93
Alexander Wright	6	104	at L.A. Raiders	12/19/93
Anthony Miller	7	117	vs. San Diego	1/2/94
Qadry Ismail	6	101	at Minnesota	11/27/94
Desmond Howard	5	130	vs. Washington	12/4/94
Sterling Sharpe (4)	9	132	vs. Green Bay	12/24/94
Bert Emanuel	9	121	vs. Atlanta	10/22/95
Eric Metcalf	4	106	vs. Atlanta	10/22/95
Brett Perriman (3)	10	125	at Detroit	11/12/95
Herman Moore (2)	9	104	at Detroit	11/12/95
Pete Mitchell	10	161	vs. Jacksonville	11/19/95
Robert Brooks	6	114	at Green Bay	11/26/95
Cris Carter	6	136	at Minnesota	12/3/95
Robert Brooks (2)	9	122	vs. Green Bay	12/10/95
Jeff Graham	5	102	at Chicago	12/17/95
Brett Perriman (4)	5	135	vs. Detroit	12/23/95
Herman Moore (3)	10	105	vs. Detroit	12/23/95
Herman Moore (4)	9	104	vs. Detroit	9/29/96
Curtis Conway	9	120	vs. Chicago	12/22/96
Barry Sanders	8	102	at Detroit	9/7/97
Jake Reed	6	131	at Minnesota	9/14/97
Rob Moore	8	147	vs. Arizona	9/28/97
Herman Moore (5)	5	120	vs. Detroit	10/12/97
Jake Reed (2)	6	117	vs. Minnesota	11/1/98
Antonio Freeman	7	152	at Green Bay	10/10/99
Bill Schroeder	7	158	at Green Bay	10/10/99
Johnnie Morton	7	107	vs. Detroit	12/12/99
Ricky Proehl *	6	100	at St. Louis	1/23/00
Randy Moss	5	118	at Minnesota	10/9/00
Cris Carter (2)	7	115	vs. Minnesota	10/29/00
Eric Moulds	8	102	vs. Buffalo	11/26/00
Torry Holt	9	165	vs. St. Louis	12/18/00
Bill Schroeder (2)	4	119	vs. Green Bay	10/7/01
Marty Booker	7	165	vs. Chicago	11/18/01
Torry Holt (2)	8	139	at St. Louis	11/26/01
Joe Horn	8	108	vs. New Orleans	9/8/02
Torry Holt (3)	12	139	vs. St. Louis	9/23/02
Joe Horn (2)	5	106	at New Orleans	12/1/02
Plaxico Burress	5	127	vs. Pittsburgh	12/23/02
Marvin Harrison	11	176	vs. Indianapolis	10/6/03
Terrell Owens	6	152	at San Francisco	10/19/03
Ricky Proehl (2)	3	133	at Carolina	11/9/03
Jimmy Smith	10	136	at Jacksonville	11/30/03
Joe Horn (3)	9	118	at New Orleans	12/7/03
Torry Holt (4)	6	124	at St. Louis	10/18/04
Tony Gonzalez	9	123	vs. Kansas City	11/7/04
Eddie Kennison	6	104	vs. Kansas City	11/7/04
Alge Crumpler	4	118	at Atlanta	11/14/04
Eric Parker	6	118	at San Diego	12/12/04

## ADMINISTRATION

Muhsin Muhammad	8	115
Steve Smith	5	106
Roddy White	4	108
Steve Smith (2)	5	103
David Givens	6	137
Steve Smith (3)	7	112
T.J. Houshmandzadeh	10	102
Brian Westbrook	7	113
Marques Colston	11	123
Devery Henderson	3	111
Steve Smith (4)	8	149
Terrell Owens (2)	8	107
Desmond Clark	7	125
Reggie Bush	8	112
Brandon Lloyd	6	124
Greg Jennings	6	109
Steve Smith (5)	6	112
Marques Colston (2)	6	106
Steve Smith (6)	9	117
Vincent Jackson	7	111
Patrick Crayton	4	135
Jeremy Maclin	6	142
Wes Welker	10	107
James Jones	4	103
Mike Wallace	3	100
Terrell Owens (3)	7	102
Steve Breaston	8	147
Calvin Johnson	10	152
Julio Jones	6	115
Roddy White	9	140
Pierre Garcon	2	146
Marques Colston (3)	7	118
Jimmy Graham	7	124
Arian Foster	4	102
Jordy Nelson	6	123
Brandon LaFell	3	103
Steve Smith (7)	7	106
Victor Cruz	11	179
Hakeem Nicks	10	199
Miles Austin	5	107
Lance Moore	9	121
Danario Alexander	5	134
Julio Jones (2)	6	147
Jason Avant	7	133
Jeremy Maclin	9	104
Lance Kendricks	4	119
Jimmy Graham (2)	10	179
Riley Cooper	4	120
Harry Douglas	7	149
Rishard Matthews	11	120
Harry Douglas (2)	6	134
Calvin Johnson (2)	7	115
Julio Jones (3)	9	161
Antonio Brown	7	131
Steve Smith (8)	5	110
Julio Jones (4)	8	119
Calvin Johnson (3)	8	158
Kelvin Benjamin	8	104
Greg Olsen	10	110
Randall Cobb	11	131
Jordy Nelson (2)	9	113
Kendall Wright	4	101
DeAndre Hopkins	8	101
Allen Hurns	5	116
Julio Jones (5)	12	162
Jacob Tamme	10	103
Odell Beckham Jr.	9	105
Donte Moncrief	8	114
Willie Snead	7	122
Devin Funchess	7	120

vs. Carolina	12/26/04
vs. Carolina	11/6/05
at Atlanta	11/20/05
at Carolina	12/11/05
at New England	12/17/05
vs. Carolina	9/24/06
vs. Cincinnati	10/15/06
vs. Philadelphia	10/22/06
vs. New Orleans	11/5/06
vs. New Orleans	11/5/06
at Carolina	11/13/06
at Dallas	11/23/06
at Chicago	12/17/06
at New Orleans	9/7/08
at Chicago	9/21/08
vs. Green Bay	9/28/08
vs. Carolina	10/12/08
vs. New Orleans	11/30/08
at Carolina	12/8/08
vs. San Diego	12/21/08
vs. Dallas	9/13/09
at Philadelphia	10/11/09
vs. New England (London)	10/25/09
vs. Green Bay	11/8/09
vs. Pittsburgh	9/26/10
at Cincinnati	10/10/10
at Arizona	10/31/10
vs. Detroit	12/19/10
vs. Atlanta	9/25/11
vs. Atlanta	9/25/11
vs. Indianapolis	10/3/11
vs. New Orleans	10/16/11
vs. New Orleans	10/16/11
vs. Houston	11/14/11
at Green Bay	11/20/11
at Carolina	12/24/11
vs. Carolina	9/9/12
at N.Y. Giants	9/16/12
at N.Y. Giants	9/16/12
at Dallas	9/23/12
vs. New Orleans	10/21/12
vs. San Diego	11/11/12
vs. Atlanta	11/25/12
vs. Philadelphia	12/9/12
vs. Philadelphia	12/9/12
vs. St. Louis	12/23/12
vs. New Orleans	9/15/13
vs. Philadelphia	10/13/13
at Atlanta	10/20/13
vs. Miami	11/11/13
vs. Atlanta	11/17/13
at Detroit	11/24/13
at Atlanta	9/18/14
at Pittsburgh	9/28/14
vs. Baltimore	10/12/14
vs. Atlanta	11/9/14
at Detroit	12/7/13
at Carolina	12/14/14
at Carolina	12/14/14
vs. Green Bay	12/21/14
vs. Green Bay	12/21/14
vs. Tennessee	9/13/15
at Houston	9/27/15
vs. Jacksonville	10/11/15
at Atlanta	11/1/15
at Atlanta	11/1/15
vs. N.Y. Giants	11/8/15
at Indianapolis	11/29/15
vs. New Orleans	12/13/15
at Carolina	1/3/16

## PLAYERS

## 2015 REVIEW

## HISTORY

## RECORDS

## SIDELINES

# Replacement game

\* Playoff game

### 100-YARD RECEIVERS SUMMARY

Steve Smith (8), Julio Jones (5), Herman Moore (5), Torry Holt (4), Brett Perriman (4), Jerry Rice (4), Sterling Sharpe (4), Anthony Carter (3), Marques Colston (3), Joe Horn (3), Calvin Johnson (3), Robert Brooks (2), Cris Carter (2), Paul Coffman (2), Harry Douglas (1), Jimmy Graham (2), Hassan Jones (2), Mike Jones (2), James Lofton (2), Jeremy Maclin (2), Jordy Nelson (2), Terrell Owens (2), Ricky Proehl (2\*), Jake Reed (2), Billy Schroeder (2), Danario Alexander (1) Miles Austin (1), Jason Avant (1), Robert Awalt (1), Odell Beckham Jr. (1), Kelvin Benjamin (1) Marty Booker (1), Cliff Branch (1), Steve Breaston (1), Bill Brooks (1), Antonio Brown (1), Charlie Brown (1), Plaxico Burress (1), Reggie Bush (1), Carlos Carson (1), Jeff Chadwick (1), Bob Chandler (1), Wes Chandler (1), Desmond Clark (1), Dwight Clark (1), Robert Clark (1), Randall Cobb (1), Tony Collins (1), Curtis Conway (1), Riley Cooper (1), Patrick Crayton (1), Alge Crumpler (1), Victor Cruz (1), Bert Emanuel (1), Arian Foster (1), Antonio Freeman (1), Devin Funchess (1), Tony Galbreath (1), Pierre Garcon (1), Willie Gault (1), David Givens (1), Tony Gonzalez (1), Jeff Graham (1), Marvin Harrison (1), Michael Haynes (1), Devery Henderson (1), David Hill (1), DeAndre Hopkins (1), T. J. Houshmandzadeh (1), Desmond Howard (1), Allen Hurns (1), Qadry Ismail (1), Eddie Lee Ivey (1), Vincent Jackson (1), Greg Jennings (1), James Jones (1), Lance Kendricks (1), Eddie Kennison (1), Louis Lipps (1), Brandon Lloyd (1), Eric Martin (1), Tony Martin (1), Rishard Matthews (1), Tim McGee (1), Eric Metcalf (1), Pete Metzelaars (1), Anthony Miller (1), Willie Miller (1), Pete Mitchell (1), Donte Moncrief (1), Lance Moore (1), Rob Moore (1), Emery Moorehead (1), Johnnie Morton (1), Randy Moss (1), Eric Moulds (1), Muhsin Muhammad (1), Hakeem Nicks (1), Jay Novacek (1), Greg Olsen (1), Eric Parker (1), Walter Payton (1), Johnny Perkins (1), Jason Phillips (1), Ahmad Rashad (1), Andre Rison (1), Barry Sanders (1), Fred Scott (1), James Scott (1), Joe Senser (1), Willie Snead (1), Jimmy Smith (1), J.T. Smith (1), Ron Springs (1), Walter Stanley (1), Jacob Tamme (1), Aundra Thompson (1), Leonard Thompson (1), Al Toon (1), Tom Waddle (1), Mike Wallace (1), Wes Welker (1), Brian Westbrook (1), Roddy White (2), Sammy White (1), Al Williams (1), Alexander Wright (1), Kendall Wright (1)

### 300-YARD PASSING GAMES (78)

PLAYER	ATT.	COMP.	YARDS	TD	OPPONENT	DATE
Brian Sipe	32	22	318	3	vs. Cleveland	9/28/80
Lynn Dickey	51	35	418	1	vs. Green Bay	10/12/80
Tommy Kramer	37	24	324	2	at Minnesota	11/16/80
Gary Danielson	44	29	360	1	at Detroit	12/14/80
Steve Dils	62	37	361	1	vs. Minnesota	9/5/81
Dan Fouts	49	33	351	1	vs. San Diego	12/13/81
Ken Stabler	43	29	333	1	at New Orleans	12/5/82
Danny White *	45	27	312	2	at Dallas	1/9/83
Danny White (2)	44	29	377	2	at Dallas	10/9/83
Tommy Kramer (2)	47	27	386	2	vs. Minnesota	10/7/84
Bill Kenney	46	26	332	2	at Kansas City	10/28/84
Dan Marino	39	27	302	3	at Miami	10/20/85
Ken O'Brien	30	23	367	5	at N.Y. Jets	11/17/85
Tommy Kramer (3)	36	21	309	0	at Minnesota	12/8/85
Joe Montana	46	32	356	1	vs. San Francisco	9/7/86
Eric Hipple	46	31	318	0	at Detroit	9/21/86
Jim Kelly	29	14	342	3	vs. Buffalo	11/2/86
Wade Wilson	33	22	339	3	at Minnesota	11/30/86
Neil Lomax	36	25	314	3	at St. Louis	11/8/87
Joe Montana (2)	45	29	304	3	vs. San Francisco	11/22/87
Randy Wright	51	28	321	1	vs. Green Bay	10/2/88
Wade Wilson (2)	30	22	335	3	vs. Minnesota	10/23/88
Don Majkowski	53	25	331	2	vs. Green Bay	12/3/89
Don Majkowski (2)	42	25	355	1	vs. Green Bay	10/14/90
Wade Wilson (3)	39	24	374	1	vs. Minnesota	12/16/90
Jim Kelly (2)	35	20	322	1	vs. Buffalo	9/22/91
Dan Marino (2)	32	20	307	2	at Miami	12/1/91
Rodney Peete	31	20	323	1	at Detroit	9/27/92
Jim Everett	38	25	342	3	vs. L.A. Rams	12/6/92
Wade Wilson (4)	26	19	324	5	vs. Atlanta	12/13/92
Steve Young	29	23	311	4	vs. San Francisco	11/14/93
Brett Favre	39	30	306	3	at Green Bay	9/25/94
Warren Moon	48	33	332	1	vs. Minnesota	10/15/95
Scott Mitchell	41	26	352	2	vs. Detroit	12/23/95
Scott Mitchell (2)	50	29	331	2	at Detroit	9/7/97
Brad Johnson	44	29	334	1	at Minnesota	9/14/97
Kent Graham	52	31	339	1	vs. Arizona	9/28/97
Brett Favre (2)	40	22	390	2	at Green Bay	10/10/99
Daunte Culpepper	53	29	313	1	vs. Minnesota	10/29/00
Kurt Warner	32	20	316	2	vs. St. Louis	12/18/00
Daunte Culpepper (2)	44	30	322	1	at Minnesota	9/30/01
Kurt Warner (2)	45	30	301	0	vs. St. Louis	9/23/02
Peyton Manning	47	34	386	2	vs. Indianapolis	10/6/03
Trent Green	42	32	369	3	vs. Kansas City	11/7/04
Michael Vick	38	21	306	2	at Atlanta	11/20/05
Donovan McNabb	35	22	302	3	vs. Philadelphia	10/22/06
Drew Brees	32	24	314	3	vs. New Orleans	11/5/06
Tony Romo	29	22	306	5	at Dallas	11/23/06

Rex Grossman	44	29	339	2	at Chicago	12/17/06
Jason Campbell	49	30	301	1	vs. Washington	11/25/07
Drew Brees (2)	32	23	343	3	at New Orleans	9/7/08
Tony Romo (2)	27	16	353	3	vs. Dallas	9/13/09
Tom Brady	32	23	308	3	vs. New England	10/25/09
Matthew Stafford	33	24	305	3	vs. Detroit	9/11/11
Matt Ryan	47	26	330	1	vs. Atlanta	9/25/11
Drew Brees (3)	45	29	383	1	vs. New Orleans	10/16/11
Cam Newton	33	23	303	1	vs. Carolina	9/9/12
Eli Manning	51	31	510	3	at N.Y. Giants	9/16/12
Robert Griffin III	35	26	323	0	vs. Washington	9/30/12
Drew Brees (4)	37	27	377	4	vs. New Orleans	10/21/12
Carson Palmer	61	39	414	4	at Oakland	11/4/12
Philip Rivers	37	29	337	3	vs. San Diego	11/11/12
Matt Ryan (2)	32	26	353	1	vs. Atlanta	11/25/12
Nick Foles	51	32	381	2	vs. Philadelphia	12/9/12
Drew Brees (5)	39	26	307	4	at New Orleans	12/16/12
Drew Brees (6)	46	26	322	1	vs. New Orleans	9/15/13
Drew Brees (7)	31	24	381	4	vs. New Orleans	12/29/13
Ben Roethlisberger	40	29	314	3	at Pittsburgh	9/28/14
Drew Brees (8)	57	35	371	2	at New Orleans	10/5/14
Joe Flacco	29	21	306	5	vs. Baltimore	10/12/14
Brian Hoyer	34	21	300	2	at Cleveland	11/2/14
Matthew Stafford (2)	34	26	311	3	at Detroit	12/7/14
Aaron Rodgers	40	31	318	1	vs. Green Bay	12/21/14
Blake Bortles	33	23	303	4	vs. Jacksonville	10/11/15
Kirk Cousins	40	33	317	3	at Washington	10/25/15
Matt Ryan (3)	45	37	397	2	at Atlanta	11/1/15
Matt Hasselbeck	42	26	315	2	at Indianapolis	11/29/15
Drew Brees (9)	41	31	312	2	vs. New Orleans	12/13/15

\* *Playoff game*

### 300-YARD PASSERS SUMMARY

Drew Brees (9), Wade Wilson (4), Tommy Kramer (3), Matt Ryan (2), Daunte Culpepper (2), Brett Favre (2), Jim Kelly (2), Don Majkowski (2), Dan Marino (2), Scott Mitchell (2), Joe Montana (2), Tony Romo (2), Matthew Stafford (2), Kurt Warner (2), Danny White (2\*), Blake Bortles (1), Tom Brady (1), Jason Campbell (1), Kirk Cousins (1), Gary Danielson (1), Lynn Dickey (1), Steve Dils (1), Jim Everett (1), Nick Foles (1), Dan Fouts (1), Kent Graham (1), Trent Green (1), Robert Griffin III (1), Rex Grossman (1), Matt Hasselbeck (1), Eric Hipple (1), Brian Hoyer (1) Brad Johnson (1), Bill Kenney (1), Neil Lomax (1), Eli Manning (1), Peyton Manning (1), Donovan McNabb (1), Warren Moon (1), Cam Newton (1), Ken O'Brien (1), Carson Palmer (1), Rodney Peete (1), Philip Rivers (1), Ben Roethlisberger (1), Brian Sipe (1), Ken Stabler (1), Michael Vick (1), Randy Wright (1), Steve Young (1)



# LONGEST PLAYS IN TEAM HISTORY

## PASSING

Player	Yards	Opponent	Date
Josh Freeman to <b>Vincent Jackson</b>	<b>95</b>	<b>vs. New Orleans</b>	<b>10/21/12</b>
Vinny Testaverde to Willie Drewrey	89t	vs. Atlanta	12/2/90
Vinny Testaverde to Willie Drewrey	87t	at Green Bay	9/15/91
<b>Mike Glennon</b> to Tiquan Underwood	<b>85t</b>	<b>at Detroit</b>	<b>11/24/13</b>
<b>Doug Martin</b>	<b>84</b>	<b>at Philadelphia</b>	<b>11/22/15</b>
Doug Williams to Kevin House	84t	at Detroit	12/20/81
Vinny Testaverde to Tyji Armstrong	81t	vs. L.A. Rams	12/6/92
Doug Williams to Jimmie Giles	81t	vs. Chicago	11/1/81
Brian Griese to Joey Galloway	80t	vs. Detroit	10/2/05
Bobby Rainey	80	vs. Buffalo	12/8/16
Jack Thompson to Jimmie Giles	80	at Dallas	10/9/83

## RUSHING

Player	Yards	Opponent	Date
<b>Doug Martin</b>	<b>84</b>	<b>at Philadelphia</b>	<b>11/22/15</b>
Bobby Rainey	80t	vs. Buffalo	12/8/13
Michael Pittman	78t	vs. Kansas City	11/7/04
Warrick Dunn	76	vs. Chicago	12/21/97
James Wilder	75t	at Minnesota	11/6/83
Jerry Ellison	75	vs. Detroit	12/23/95
Carnell Williams	71t	at Minnesota	9/11/05
Warrick Dunn	70t	vs. Dallas	12/3/00
<b>Doug Martin</b>	<b>70t</b>	<b>at Oakland</b>	<b>11/4/12</b>
Earnest Graham	68t	vs. Atlanta	9/14/08

## KICKOFF RETURNS

Player	Yards	Opponent	Date
Sammie Stroughter	97t	vs. Carolina	10/18/09
Clifton Smith	97t	at Kansas City	11/2/08
Micheal Spurlock	90t	vs. Atlanta	12/16/07
Micheal Spurlock	89t	at Atlanta	11/7/10
Aaron Stecker	86	vs. New Orleans	12/23/01
Clifton Smith	83	vs. Green Bay	11/8/09
Micheal Spurlock	79	vs. Seattle	12/26/10
Sammie Stroughter	78	vs. Detroit	9/11/11
Vernon Turner	77	vs. Minnesota	10/30/94
Clifton Smith	72	vs. San Diego	12/21/08

## FIELD GOALS

Player	Yards	Opponent	Date
Matt Bryant	62	vs. Philadelphia	10/22/06
Kyle Brindza	58	at Houston	9/27/15
Connor Barth	57	vs. Washington	9/30/12
Michael Husted	57	at L.A. Raiders	12/19/93
Kyle Brindza	55	at New Orleans	9/20/15
Patrick Murray	55	at New Orleans	10/5/14
Connor Barth	55	at Denver	12/2/12
Connor Barth	55	vs. Houston	11/14/11
Martin Gramatica	55	vs. Detroit	10/19/00
Donald Igwebuike	55	at Minnesota	11/30/86

*There have been 70 50-yard or longer field goals:  
Barth 15, Gramatica 15, Husted 10, Igwebuike 9, Murray 5, Capece 4,  
Lindell 4, Brindza 2, Bryant 2, Christie 2, Taylor 1, Tiffin 1*

## PUNT RETURNS

Player	Yards	Opponent	Date
Jacquez Green	95t	at Green Bay	9/13/98
Karl Williams	88t	vs. Chicago	12/22/96
Karl Williams	84t	at Detroit	11/11/01
Vernon Turner	80t	vs. Detroit	10/2/94
Micheal Spurlock	77t	at New Orleans	12/27/09
Karl Williams	73t	vs. Buffalo	11/26/00
Karl Williams	72	at Minnesota	12/15/96
Clifton Smith	70t	at Detroit	11/23/08
Karl Williams	63	at Indianapolis	11/2/97
Karl Williams	61t	vs. Chicago	12/21/97

## FUMBLE RETURNS

Player	Yards	Opponent	Date
Cedric Brown	80t	at Houston	10/19/80
Martin Mayhew	78t	at Minnesota	10/15/95
Sabby Piscitelli	72	at Buffalo	9/20/09
Hugh Green	60t	at Dallas*	1/9/83
David Logan	60t	vs. Detroit	12/14/80
Keenan McCardell	57t	vs. Indianapolis	10/6/03
David Logan	54t	at Minnesota	11/6/83

\*= Postseason game

## INTERCEPTION RETURNS

Player	Yards	Opponent	Date
Shelton Quarles	98t	vs. Green Bay	10/7/01
Derrick Brooks	97t	at Baltimore	9/15/02
Mason Foster	85t	vs. New Orleans	9/15/13
Sabby Piscitelli	84	vs. Oakland	12/28/08
Leonard Johnson	83t	vs. San Diego	11/11/12
Neal Colzie	82t	vs. Minnesota	9/5/81
Cedric Brown	81t	vs. Green Bay	11/22/81
Ronde Barber	78t	vs. Kansas City	10/14/12
Brian Kelly	75	vs. Atlanta	12/5/04
Darryl Pollard	75	at Chicago	10/18/92

## PUNTS

Player	Yards	Opponent	Date
Sean Landeta	74	at N.Y. Jets	12/14/97
Tom Tupa	71	at New Orleans	12/1/02
Dave Green	70	at Detroit	11/20/77
Mark Royals	66	at Chicago	1/2/00
Michael Koenen	65	vs. Chicago	10/23/11

TAMPA BAY BUCCANEERS

# SIDELINES



# RING OF HONOR

## LEE ROY SELMON

Upon establishing the Ring of Honor in 2009, there was no question as to who the Buccaneers would choose to recognize with the inaugural induction. Lee Roy Selmon, referred to by some as the original Buccaneer, served as the franchise's cornerstone for nearly a decade, earning numerous accolades on the field and becoming one of the Bay area's most beloved figures off of it. On November 9, 2009, Selmon's name and number were added as permanent fixtures on the wall at Raymond James Stadium, as the man known for being Tampa Bay's shining bright spot in during its difficult fledgling years was recognized with the team's highest distinction.

Selmon joined the Buccaneers as a first-round draft choice – and the team's first-ever draft selection – in 1976 out of Oklahoma. While with the Sooners, Selmon was a member of eight All-America teams and won both the Outland and Lombardi trophies during his senior season. But as decorated as his collegiate career may have been, Selmon was an even greater professional player, easily the most outstanding to date in team history. The Buccaneers' all-time career sack leader (78.5), he anchored a ferocious defense which led the team to its first-ever NFC Central Division Championship in 1979.

**Lee Roy Selmon became the first Buccaneers player ever inducted into the Pro Football Hall of Fame.**

Selmon managed to establish numerous team records despite having his career prematurely shortened due to a herniated disk suffered at the end of the 1984 season. At the time of his retirement, his lengthy list of Buccaneer records included: career sacks (78.5), sacks in a season (13) and career forced fumbles (28.5). In addition, he was named NFL Defensive Player of the Year in 1979 and NFC Defensive Lineman of the Year by the NFL Players Association four times (1979-80, 1982-83). His number 63 became the first and only jersey retired by the Buccaneers on September 7, 1986

Selmon's on-the-field contributions were equaled only by his incredible generosity off the field. He was a perennial contender for



the NFL Man of the Year and the Byron "Whizzer" White Award for humanitarian service. Following his retirement, Selmon remained highly visible, occupying a seat on the board of the Tampa Sports Authority and taking on responsibility of building the University of South Florida's football program. Selmon served as Associate Athletic Director at USF from August of 1994 until being named Athletic Director in June 2001. He held that spot until 2004 and was entrusted with the primary task of procuring funds for the University's successful efforts to form a football team.

In a heartbreaking turn for the entire Bay area, Selmon passed away on September 4, 2011, surrounded by family and friends, two days after suffering a stroke at the age of 56.

Selmon was born in Eufaula, Oklahoma and was the youngest of nine children, including his brother, Dewey, who played for the Buccaneers from 1976-80, and Lucious, who coached for the Jacksonville Jaguars. Selmon is survived by his wife, Claybra, and the couple's three children: Brandy, Lee Roy, Jr. and Christopher.

### BUCCANEERS STATISTICS

YEAR	TEAM	G-S	TOTAL TACK.	FUM. REC.	FUM. FOR.	QB SACK
1976	Tampa Bay	8-6	24	0	0.0	5.0
1977	Tampa Bay	14-14	110	2	5.0	13.0
1978	Tampa Bay	14-14	92	0	2.0	11.0
1979	Tampa Bay	16-16	117	2	3.0	11.0
1980	Tampa Bay	16-16	97	2	4.0	9.0
1981	Tampa Bay	14-13	73	0	5.0	6.5
1982	Tampa Bay	9-9	58	1	2.0	4.0
1983	Tampa Bay	14-13	71	1	3.0	11.0
1984	Tampa Bay	16-16	100	2	4.5	8.0
<b>9-YEAR TOTALS</b>		<b>121-117</b>	<b>742</b>	<b>10</b>	<b>28.5</b>	<b>78.5</b>

# 63 SELMON

## JOHN MCKAY

John McKay, known for his unprecedented success on the football field and his wit off of it, died on Sunday, June 10, 2001, at the age of 77, from kidney failure due to complications from diabetes. With his passing, the Buccaneers family lost the man who led the franchise from its very beginning.

On December 5, 2010 during halftime of the Buccaneers' game against the Atlanta Falcons, McKay became the second inductee into the team's Ring of Honor. McKay spent more than 25 years overall as a head coach on the collegiate and professional level. The legendary coach compiled an overall head coaching record of 171-128-9 (.572). In 25 seasons as a head coach, McKay's teams won a college conference or professional division championship 11 times and advanced to postseason play on 12 occasions.


McKay was named the first head coach in Buccaneers history on October 31, 1975. He coached the Buccaneers for nine seasons (1976-84) and compiled a 44-88-1 record. In just the franchise's fourth season (1979), he led Tampa Bay to an NFC Central Division championship, a playoff win over Philadelphia and the club's first appearance in the NFC Championship Game. McKay also coached the first Hall of Famer in Buccaneers history, DE Lee Roy Selmon, the team's first overall draft pick in 1976.

**In just the franchise's fourth season (1979), McKay led Tampa Bay to an NFC Central Division championship, a playoff win over Philadelphia and the club's first appearance in the NFC Championship Game.**

He guided the Buccaneers to consecutive playoff appearances in 1981 and 1982. McKay then led Tampa Bay to its second NFC Central Division championship in 1981. He was a part of the franchise's inaugural win, a 33-14 victory over New Orleans on December 11, 1977. He later served as Team President during the '85 season.

Prior to joining Tampa Bay, McKay coached at the University of Southern California for 16 seasons, from 1960-75. He led the Trojans to four national championships and a 127-40-8 record (.760). McKay coached 40 first-team All-Americans during his 16 years.

In only his third season as head coach at USC in 1962, McKay guided the Trojans to his first national crown. He followed by capturing national championships in the 1967, 1972 and 1974 seasons. His four national titles ranks tied with Notre Dame's Frank Leahy for second all-time, trailing only Alabama's Paul "Bear" Bryant's six championships. In addition, his resume at USC includes three undefeated seasons, nine conference



championships, eight Rose Bowl appearances (including five victories), 14 consecutive winning campaigns and two National Coach of the Year honors (1962 and 1972). He also tutored two Heisman Trophy winners in Mike Garrett (1965) and O.J. Simpson (1968). During his last four seasons at USC (1972-75), he also served as the school's athletic director.

McKay served as an assistant at USC in 1959 before being named the Trojans' head coach in 1960. He was also an assistant coach at Oregon from 1950-1959. McKay played one season as a defensive back at Purdue before transferring to Oregon, where he lettered for three seasons and earned All-American honorable mention and All-Coast first-team honors. Prior to attending college, he served in the Army Air Corps in World War II. McKay was inducted into the College Football Hall of Fame in 1988 and into the Rose Bowl Hall of Fame in 1991. He was also a member of the 1994 inaugural class of USC's Athletic Hall of Fame.

McKay was born in Everettville, West Virginia. He attended Shinnston High School (WV), where he was an all-state running back and a star guard in basketball.

He and his wife, the late Corky (formerly Nancy Jean Hunter), had four children: John, Rich, Michele, and Terri. Rich now serves as President of the Atlanta Falcons after nine seasons (1995-03) as Tampa Bay's General Manager. John served as General Manager of the 2001 XFL Champion Los Angeles Xtreme and also played wide receiver for USC from 1972-74 and for Tampa Bay from 1976-78.

# MCKAY

## JIMMIE GILES

The third inductee into the Buccaneers' Ring of Honor and first offensive addition, Jimmie Giles was instated on December 4, 2011, during halftime of the Buccaneers' game against the Carolina Panthers.

Acquired from Houston in a trade prior to the 1978 NFL Draft, Giles quickly emerged as a standout player, earning honorable mention All-Pro by Sports Illustrated in 1979 and by the Associated Press in 1985, while earning various All-NFC honors from 1979-82. Following the 1980 season, he also became the first offensive Pro Bowl player in franchise history. He remained the only offensive player to represent the team at the league's annual all-star game following the 1981 and 1982 seasons, until running back James Wilder joined him in 1984. Giles then made his fourth Pro Bowl trip in 1985, and, to that point in team history, only DE Lee Roy Selmon had been to the Pro Bowl more frequently.

Giles' four Pro Bowl selections remain the second-highest total among offensive players in franchise annals, trailing only the six trips made by fullback Mike Alstott between 1997 and 2002. Giles is still the only Buccaneer tight end to be selected to the game.

**Giles became the first-ever offensive Buccaneer to be selected to a Pro Bowl, as he went on to earn four total trips in his career**

A naturally-gifted athlete who was selected by the Los Angeles Dodgers in the 12th round of the 1976 MLB draft, Giles possessed a combination of size and speed that was unusual at his position in the '70s and '80s. Though he stood 6-3 and weighed close to 250 pounds, Giles was known for stretching the field, as evidenced by his impressive career average of 15.4 yards per reception. In 1980, Giles not only led all NFL tight ends with 602 yards on 33 catches, but he was one of the league's best downfield threats, period. Among all players with at least 25 receptions, that season, Giles led the league with 18.2 yards per grab.



Giles' other noteworthy career trend was his nose for the end zone. Along with a franchise mark of 34 touchdown receptions during his time in Buccaneers orange, the gregarious tight end also owns the team record for most touchdowns of any kind in a single game, racking up four scoring catches in a 1985 shootout against the Miami Dolphins. The resulting 24 points Giles recorded in that contest is also a Buccaneer single-game record.

After a nine-year career with the Buccaneers (1978-86), Giles still ranks eighth in receptions (279), third in receiving yards (4,300) and first in receiving touchdowns (34) all-time in franchise history, as well as ranking first in each respective category among tight ends. Giles additionally continues to rank highly among single-season leaders by a tight end in team history, with two of the top five seasons in receiving yards and receptions, and three of the top five seasons in touchdown receptions, including the top mark of eight in 1985.

### BUCCANEERS STATISTICS

YEAR	TEAM	G-S	RECEIVING				TD
			NO	YDS	AVG.	LG	
1978	Tampa Bay	16-10	23	324	14.1	38	2
1979	Tampa Bay	16-16	40	579	14.5	66t	7
1980	Tampa Bay	16-15	33	602	18.2	51	4
1981	Tampa Bay	16-16	45	786	17.5	81t	6
1982	Tampa Bay	9-9	28	499	17.8	48	3
1983	Tampa Bay	11-9	25	349	14.0	80	1
1984	Tampa Bay	14-14	24	310	12.9	38	2
1985	Tampa Bay	16-16	43	673	15.7	44	8
1986	Tampa Bay	7-7	18	178	9.9	20	1
<b>9-YEAR TOTALS</b>		<b>121-112</b>	<b>279</b>	<b>4,300</b>	<b>15.4</b>	<b>81</b>	<b>34</b>

# 88 GILES

## PAUL GRUBER

In June 2012, the Buccaneers announced the name of the man who would be the fourth member of the team's Ring of Honor: Paul Gruber.


Gruber joined Hall of Fame DE Lee Roy Selmon, Head Coach John McKay and TE Jimmie Giles in receiving the highest honor the franchise can bestow, as he was inducted during Tampa Bay's Week 6 matchup against the Kansas City Chiefs.

**Gruber was a fixture at left tackle for the Buccaneers, spending his entire 12-year career with the team and starting in all of the 183 games that he played.**

Gruber is one of the most decorated players in team history, having been named a two-time team MVP (Tampa Sports Club, 1992; local media, 1994), the team's Ed Block Courage Award winner (1995), first-team All-Pro (USA Today, 1996), two-time second-team All-Pro (College and Pro Football Newsweekly, 1990; Associated Press, 1992), two-time All-NFC selection (United Press International, 1989; Football News, 1990) and a Pro Bowl alternate in 1997.

Born in the small town of Prairie du Sac, Wisconsin, Gruber was recruited to the University of Wisconsin as a tight end. Then-head coach, Ron McBride, convinced Gruber to transition to the offensive line after the latter first was placed on the defensive line. His coach's suggestion proved to be the right one, as Gruber's talent for the offensive line led to him being selected by the Buccaneers in the first round (4th overall) of the 1988 NFL Draft.

Gruber opened his NFL career with a remarkable string of 4,850 consecutive snaps (1988-92). He also played the entire 1989 campaign without a single holding penalty, and was instrumental in helping the 1999 Buccaneers win a division title, which was the team's first in 18 years.



Although a broken leg in the 1999 regular-season finale prevented him from playing with his teammates in that playoff game he had helped earn, Gruber's maturity and leadership remained unmatched.

His reputation both on the team and with the local media was one of a quiet, hardworking leader. He became a dependable force to be reckoned with on the field, and a calming presence in the locker room, even during some of Tampa Bay's down seasons.

Today, Gruber resides in Colorado with his wife, Brenda, and the couple's three children: Blake, Chase, and Ashlyn.

### CAREER STATISTICS

YEAR	TEAM	G-S
1988	Tampa Bay	16-16
1989	Tampa Bay	16-16
1990	Tampa Bay	16-16
1991	Tampa Bay	16-16
1992	Tampa Bay	16-16
1993	Tampa Bay	10-10
1994	Tampa Bay	16-16
1995	Tampa Bay	16-16
1996	Tampa Bay	13-13
1997	Tampa Bay	16-16
1998	Tampa Bay	16-16
1999	Tampa Bay	16-16
<b>12-YEAR TOTALS</b>		<b>183-183</b>

# 74 GRUBER

## WARREN SAPP

2013 marked a momentous year for Warren Sapp, one of the greatest players in Buccaneers history.

On February 2, he was selected as a first-ballot inductee into the Pro Football Hall of Fame. Three months later, on May 2, Tampa Bay announced that not only would Sapp be the club's 2012 Ring of Honor pick, but that the team would also officially retire his iconic No. 99 jersey.

**Warren Sapp was selected as a first-ballot Hall of Famer in 2013, joining Lee Roy Selmon and becoming the second Buccaneers representative to achieve that honor.**

Sapp was drafted by the Buccaneers in the first round (12th overall) of the 1995 NFL Draft. He played nine years with Tampa Bay, appearing in 140 games and starting 130, while also starting each of his nine postseason contests. He continued his playing career playing four seasons with the Oakland Raiders, and retired having played 198 career games with 188 starts, recording career totals of 695 tackles, 96.5 sacks, four interceptions with one touchdown, 26 passes defended, 20 forced fumbles and 12 fumble recoveries.

An integral cog in one of the league's top defenses of the late 1990s and early 2000s, Sapp helped lead the 2002 Buccaneers to a world championship in Super Bowl XXXVII. He earned numerous other accolades, including seven Pro Bowl nods, four first-team All-Pro nominations, two second-team All-Pro nominations, NFL Defensive Player of the Year honors, and was twice named to the NFL All-Decade Team.

Sapp's 96.5 sacks stands as the second-most by an interior lineman in league history and he is often credited for having helped revolutionize the defensive tackle position. He set Tampa Bay's single-season record with his 16.5 sacks in 2000, the third-highest total ever recorded by a defensive tackle. In each of his last seven seasons with the Buccaneers, the team's defense ranked in the league's Top 10.



Prior to drafting Sapp, the Buccaneers had suffered through 12 consecutive losing seasons. By his third year, Tampa Bay was appearing in the postseason and, over the next seven years, the team never had a losing record, made the playoffs six times and won Super Bowl XXXVII.

Sapp's career was headlined by his incredible passion, overwhelming talent and legendary personality. He led the Tampa Bay defense with intense devotion and leadership, and his fervor was evident to everyone who watched him play.

Sapp played three seasons at the University of Miami, foregoing his senior season to enter the NFL Draft. As a Hurricane, he recorded 176 tackles, 19.5 sacks, five passes defended, four forced fumbles and four fumble recoveries. He won the Lombardi Trophy for the nation's top lineman/linebacker and was a finalist for the Outland Trophy for the nation's top interior lineman.

### CAREER STATISTICS

YEAR	TEAM	G-S	TOTAL TACK.	FUM. REC.	FUM. FOR.	QB SACK
1995	Tampa Bay	16-8	27	0	1.0	3.0
1996	Tampa Bay	15-14	51	1	1.0	9.0
1997	Tampa Bay	15-15	68	1	3.0	10.5
1998	Tampa Bay	16-16	59	1	2.0	7.0
1999	Tampa Bay	15-15	54	2	3.0	12.5
2000	Tampa Bay	16-15	76	1	1.0	16.5
2001	Tampa Bay	16-16	53	2	2.0	6.0
2002	Tampa Bay	16-16	78	1	1.0	7.5
2003	Tampa Bay	15-15	58	0	2.0	5.0
2004	Oakland	16-16	42	2	0.0	2.5
2005	Oakland	10-10	32	0	1.0	5.0
2006	Oakland	16-16	47	0	1.0	10.0
2007	Oakland	16-16	50	1	2.0	2.0
<b>13-YEAR TOTALS</b>		<b>198-188</b>	<b>695</b>	<b>12</b>	<b>20.0</b>	<b>96.5</b>

# 99 SAPP

## DERRICK BROOKS

Derrick Brooks, a first-ballot Class of 2014 selection to the Pro Football Hall of Fame, joined the Buccaneers Ring of Honor in 2014.

Drafted as a first-round pick (28th overall) in the 1995 NFL Draft, Brooks entered the league alongside Warren Sapp, the first-rounder the Buccaneers had selected 12th overall. The two players would both go on to dominate at their respective positions, combining their prowess to turn the Tampa 2 into one of the most dominant defenses in NFL history.

Brooks spent 14 seasons with Tampa Bay, redefining the linebacker position on his way to becoming one of the most decorated Buccaneers of all time, and one of the most respected players across the NFL.

He played in 224 games with 221 starts, both marks standing as second-most in team history, and recorded a franchise-record 2,198 tackles, along with 25 interceptions, 13.5 sacks, 135 passes defended, 25 forced fumbles, and four fumble recoveries. Brooks' seven defensive touchdowns rank second in team history, behind only defensive back Rondé Barber, and he is the only non-defensive back to crack the Top 5 in the team's career interception list.

**Brooks proved to be exceptional both on and off the field, earning some of the NFL's most revered awards for his play and his volunteerism.**

Brooks earned accolade after accolade during his playing years, being selected as an All-Pro by the Associated Press nine times and totaling franchise-best 11 Pro Bowl berths. In 2002, he was named AP Defensive Player of the Year.

He is also responsible for one of the standout plays in Buccaneer history: a 44-yard interception returned for a touchdown that sealed Tampa Bay's 48-21 victory in Super Bowl XXXVII.

However, beyond Brooks' impact on the field, he was - and continues to be - a difference maker in the Bay Area community. Among his many philanthropic honors, Brooks was co-recipient of the 2000 Walter Payton/NFL Man of the Year and received both the 2003 Bart Starr Award and the 2004 Byron "Whizzer" White Award, some of the most revered honors in the league.



Always a strong proponent of education, Brooks dedicated himself both during his career and following his retirement to filling the needs of students, which began with his The Brooks Bunch program, which served as a cornerstone of his community involved and led the way for the formation of Derrick Brooks Charities, Inc.

Brooks also helped found the Brooks-DeBartolo Collegiate High School; a Hillsborough County sponsored charter high school that currently enrolls over 400 students and serves as the only traditional charter high school in the Bay Area.

A standout player at Florida State University, Brooks was a four-year letterwinner and first-team All-American and All-Atlantic Coast Conference selection. His career statistics include 274 tackles, five interceptions, 8.5 sacks, 13 passes defended, four forced fumbles and three fumble recoveries.

In addition to his selection to the Ring of Honor, Brooks was also inducted into the Pro Football Hall of Fame in 2014, the third Buccaneers player to be enshrined in Canton.

### CAREER STATISTICS

YEAR	TEAM	G-S	TOTAL TACK.	INT.	SACKS	PD	FUM FOR.
1995	Tampa Bay	16-13	80	0	1.0	4	2
1996	Tampa Bay	16-16	133	1	0.0	12	1
1997	Tampa Bay	16-16	182	2	1.5	10	1
1998	Tampa Bay	16-16	189	1	0.0	5	2
1999	Tampa Bay	16-16	180	4	2.0	20	2
2000	Tampa Bay	16-16	179	1	1.0	11	5
2001	Tampa Bay	16-16	165	3	0.0	11	1
2002	Tampa Bay	16-16	170	5	1.0	15	0
2003	Tampa Bay	16-16	151	2	2.0	9	3
2004	Tampa Bay	16-16	172	1	1.0	6	3
2005	Tampa Bay	16-16	174	1	3.0	15	1
2006	Tampa Bay	16-16	150	3	3.0	7	0
2007	Tampa Bay	16-16	162	0	0.0	2	3
2008	Tampa Bay	16-16	111	1	0.0	8	1
<b>14-YEAR TOTALS</b>		<b>224-221</b>	<b>2,198</b>	<b>25</b>	<b>13.5</b>	<b>135</b>	<b>25</b>



## MIKE ALSTOTT

Mike Alstott was selected as one of two inductees into the Buccaneers Ring of Honor in 2015, along with former quarterback Doug Williams.

Alstott came to Tampa Bay as a second-round selection (35th overall) out of Purdue in the 1996 NFL Draft and quickly rose to acclaim as one of the league's most powerful, punishing rushers, running with a hard-nosed style that earned him the nickname 'A-Train.'

A six-time Pro Bowl selection - a franchise record for an offensive player - and four-time Associated Press All-Pro honoree, Alstott is the Buccaneers' all-time leader in touchdowns (71) and rushing touchdowns (58). He ranks second in franchise annals with 5,088 rushing yards, second in yards from scrimmage (7,372), fourth in receptions (305), and seventh in games played (158).

**Alstott's bruising running style and not-to-be-denied goal-line carries made him a legend in the Bay Area and throughout the league.**

In eight of his 11 seasons, Alstott led or tied the team lead in rushing touchdowns, recording a career-best 10 in 2001 and twice rushing for three touchdowns in a single game (vs. Minnesota, 10/28/2001; at Cincinnati, 12/27/1998). He recorded seven 100-yard rushing games during his career.

In addition to the accolades he earned during the regular season, Alstott also holds a decorated place in Buccaneers postseason lore. He was a member of six playoff teams and played in 10 postseason contests, both tied for second-most in franchise history behind only Derrick Brooks, and the most ever by an offensive player.

Alstott was part of five Buccaneer playoff victories, tied for a franchise best, while his 341 rushing yards are also the most in club history. Alstott's seven postseason touchdowns, all rushing, are five more than any other player in team history. Four of those scores came en route to the Super Bowl XXXVII title in San Diego following the 2002 season. Alstott also ranks third in postseason receptions (21) and fourth in postseason receiving yards (161).



During his career, Alstott was an active community supporter and his dedication to civic duty only increased since his retirement. During the 2007 offseason, Alstott and his wife Nicole formed the Mike Alstott Family Foundation, with the goal of assisting and uplifting the minds, hearts and spirits of families and children on their way to realizing their full potential through various events, assistance programs and celebrations.

Since the formation of his foundation, Alstott and his family have been involved in organizing and helping carry out numerous outreach events, including frequent programs with All-Children's Hospital; partnering with Big Brothers and Big Sisters; raising funds for the Angelus House, a home for children with disabilities; and special events catered to serving the area's foster children.

Alstott currently serves as the head football coach at Northside Christian School in St. Petersburg, Florida.

### CAREER STATISTICS

YEAR	RUSHING					RECEIVING				
	G-S	ATT	YDS	AVG	TD	NO	YDS	AVG	TD	
1996	16/16	96	377	3.9	3	65	557	8.6	3	
1997	15/15	176	665	3.8	7	23	178	7.7	3	
1998	16/16	215	846	3.9	8	22	152	6.9	1	
1999	16/16	242	949	3.9	7	27	239	8.9	2	
2000	13/13	131	465	3.5	5	13	93	7.2	0	
2001	16/16	165	680	4.1	10	35	231	6.6	1	
2002	16/9	146	548	3.8	5	35	242	6.9	2	
2003	4/3	27	77	2.9	2	10	83	8.3	0	
2004	14/11	67	230	3.4	2	29	202	7	0	
2005	16/7	34	80	2.4	6	25	222	8.9	1	
2006	16/15	60	171	2.9	3	21	85	4	0	
2007						Injured Reserve				
<b>12-YEAR TOTALS</b>	<b>158/137</b>	<b>1,359</b>	<b>5,088</b>	<b>3.7</b>	<b>58</b>	<b>305</b>	<b>2,284</b>	<b>7.5</b>	<b>13</b>	

## DOUG WILLIAMS

Doug Williams was selected as one of two inductees into the Ring of Honor in 2015, along with former fullback Mike Alstott.

Williams joined the Buccaneers as the team's first-round draft choice (17th overall) in the 1978 NFL Draft out of Grambling State and was immediately saddled with the hopes of a struggling franchise searching for a long-term solution at the quarterback position.

Taking over the reins of a team that had won two games combined in its first two NFL seasons, Williams' rookie year led to 10 starts and four wins. He would then start every game over the next four seasons and, in his sophomore season, he engineered one of the most unforeseen success stories of the era when he led the Buccaneers to the 1979 NFC Central Division crown and a berth in the NFC Championship Game.

Williams also took the Buccaneers to a division title in 1981 and led his team to a record above .500 in three of his final four seasons (1979, 1981-82) as Tampa Bay's quarterback. In comparison, from 1976-96, without Williams under center, the franchise did not register another winning season.

.....

**Leading Tampa Bay to its first three playoff appearances - including all the way to the NFC Championship Game in 1979 - Williams made an indelible mark on the Buccaneers franchise.**

.....

In that four-year stretch from 1979-82, Williams started all of the team's 57 regular season games and three playoff contests. Among his peers during that span, Williams ranked seventh in passing yards (11,369), 10th in touchdown passes (66), and seventh in lowest interception rate (3.8 percent). He also topped all quarterbacks during that period with 856 rushing yards and tied for the most rushing touchdowns with 12.

Williams later played in the USFL (1984-85) before joining the Washington Redskins in 1987, where he won Super Bowl XXII Most Valuable Player honors after leading them to a victory over Denver. The Buccaneers would not reach the playoffs again for a decade and a half, until after the team had been purchased by Malcolm Glazer.



Following his playing career, Williams entered the coaching profession and went on to serve two stints as head coach of his college alma mater (1998-2003, 2011-13), winning four conference championships.

Williams has also served as a personnel executive in NFL front offices, first with the Buccaneers from 2004-10 and currently with the Redskins after being hired in 2014.

Williams is also a member of the Washington Redskins Ring of Fame and was inducted into the College Football Hall of Fame in 2001. As a collegiate player at Grambling, Williams posted a 36-7 record as the starting quarterback and finished fourth in the voting for the Heisman Trophy in 1977.

### CAREER STATISTICS

YEAR	TEAM	GP/GS	ATT	CMP.	PCT	YDS	Y/A	TD	INT	RTG
1978	Tampa Bay	10/10	194	73	37.6	1,170	6.0	7	8	53.4
1979	Tampa Bay	16/16	397	166	41.8	2,448	6.2	18	24	52.5
1980	Tampa Bay	16/16	521	254	48.8	3,396	6.5	20	16	69.9
1981	Tampa Bay	16/16	471	238	50.5	3,563	7.6	19	14	76.8
1982	Tampa Bay	9/9	307	164	53.4	2,071	6.7	9	11	69.6
1986	Washington	1/0	1	0	0.0	0	0.0	0	0	39.6
1987	Washington	5/2	143	81	56.6	1,156	8.1	11	5	94.0
1988	Washington	11/10	380	213	56.1	2,609	6.9	15	12	77.4
1989	Washington	4/2	93	51	54.8	585	6.3	1	3	64.1
<b>9-YEAR TOTALS</b>		<b>87/81</b>	<b>2,507</b>	<b>1240</b>	<b>49.5%</b>	<b>16,998</b>	<b>6.8</b>	<b>100</b>	<b>93</b>	<b>69.4</b>

## JOHN LYNCH

As one of the most feared safeties of his generation and one of the most impactful figures in Buccaneers history, it was only a matter of time before John Lynch was enshrined in the team's Ring of Honor. Indeed, the elite defender was granted the honor in 2016, and will be formally inducted in a halftime ceremony on November 3, as Tampa Bay faces the Atlanta Falcons on Thursday Night Football.

Lynch came to the Buccaneers as third-round selection (82nd overall) in the 1993 NFL Draft and, upon arriving in Tampa Bay, he joined a team in the midst of some mighty struggles. Despite four consecutive losing seasons to start his career, Lynch, along with teammates and fellow Ring of Honor members Derrick Brooks and Warren Sapp, helped form the foundation that would turn the franchise around.

Lynch dedicated himself to his craft, and his hard work paid off. The defensive back played 15 seasons in the NFL, starting 191 of 224 games for Tampa Bay (1993-2003) and the Denver Broncos (2004-07). He finished his career with 1,277 tackles, 100 passes defended, 26 interceptions, 16 forced fumbles, 13.0 sacks and eight fumble recoveries. He also started all 1 postseason contests in which he appeared, tallying 71 tackles, 12 passes defended and two interceptions.

A captain on the Buccaneers' Super Bowl Championship team in 2002, Lynch's name is still prominent in the team's record book. He ranks fifth in games played (164), sixth in games started (132), fifth in tackles (973) and sixth in interceptions (23). He was selected to five Pro Bowls as a Buccaneer and four as a Bronco, and his nine total appearances in the all-star game are tied for second-most in league history amongst career safeties.

.....

**Renowned for his hard-hitting style and fearless demeanor, Lynch set the standard for the safety play in Tampa Bay.**

.....

Beyond simply his raw numbers, Lynch was consistently recognized as one of the most cerebral players on the field at any given time. Monte Kiffin nicknamed Lynch "The Closer," after noting the defensive back's penchant for late-game heroics – including an interception that sparked a comeback in the 1999 NFC Divisional Playoff Game against Washington and the pick that sealed Tampa Bay's 38-35 win over St. Louis in a 2000 Monday Night Football contest.



In fact, of his 26 career interceptions, 14 were secured in the fourth quarter and 11 of the 14 came when his team was either up or down by seven points or less. Lynch's talent for securing takeaways at such crucial moments ensured that 21 of his 26 picks helped his team win games.

Lynch made an impact off the field as well. He and his wife Linda formed the John Lynch Foundation in 2000, with a mission to develop quality young leaders through its community initiatives, including the Star of the Month, Lynch Family Legacy Scholarships, Salute the Stars and Lynch's Holiday Party. During his career, Lynch received numerous accolades for his work outside the game, being named a three-time Buccaneers Man of the Year, earning the Byron "Whizzer" White Award in 2006 and the Bart Starr award in 2005, being selected by teammates as the Ed Block Courage Award recipient in 2001 and twice finishing as a finalist for the Walter Payton Man of the Year award, along with numerous other achievements.

Lynch currently serves as a color commentator for the NFL on FOX and has been a semifinalist for the Pro Football Hall of Fame for three consecutive years.

### CAREER STATISTICS

YEAR	TEAM	G-S	TOTAL TACK.	INT.	SACKS	PD	FUM FOR.
1993	Tampa Bay	15-4	13	0	0.0	2	1
1994	Tampa Bay	16-0	15	0	0.0	0	0
1995	Tampa Bay	9-6	37	3	0.0	5	0
1996	Tampa Bay	16-14	74	3	1.0	9	1
1997	Tampa Bay	16-16	75	2	0.0	4	1
1998	Tampa Bay	15-15	55	2	2.0	6	2
1999	Tampa Bay	16-16	68	2	0.5	14	1
2000	Tampa Bay	16-16	66	3	1.0	7	0
2001	Tampa Bay	16-16	70	3	1.0	8	1
2002	Tampa Bay	15-15	50	3	0.0	12	0
2003	Tampa Bay	14-14	60	2	0.5	7	0
2004	Denver	15-15	56	1	2.0	10	3
2005	Denver	16-16	47	2	4.0	8	4
2006	Denver	16-16	64	0	0.0	5	2
2007	Denver	13-12	48	0	1.0	3	0
<b>15-YEAR TOTALS</b>		<b>224-191</b>	<b>1,277</b>	<b>26</b>	<b>13.0</b>	<b>100</b>	<b>16</b>

## RAYMOND JAMES STADIUM

Raymond James Stadium opened on September 20, 1998 – christened with a Buccaneers victory over the Chicago Bears. The culmination of three years of intense research, development and production, Raymond James Stadium helped usher in a new era of stadium construction and was hailed as the “Crown Jewel of the NFL” upon its opening. Since that time, the stadium has reigned as one of the top facilities in the league.

In 2015, the Buccaneers and the Tampa Sports Authority reached an agreement to bring about a comprehensive renovation of Raymond James Stadium. The multi-stage renovation plan was approved by Hillsborough County, the City of Tampa and the TSA Board of Directors and construction on stage one projects began in January 2016.

The centerpiece of the construction's first phase is the installation of new, state-of-the-art HD video boards which will provide a total video display area of 28,416 feet – the third-largest in the NFL. The project will also include a new, state-of-the-art sound system and concessions upgrades, in addition to the renovation of all luxury suites.

The second phase of renovations – completed by the beginning of the 2017 football season – will include an extensive renovation of the east and west club lounges, expansions of the general concourses, construction of a team store and other general fan enhancements.

The Tampa Bay Buccaneers are dedicated to ensuring an exceptional fan experience each and every game day and hope that you enjoy Raymond James Stadium.



# 2016 SEASON PASS PRICING

### LOWER LEVEL

\$125	\$115	\$110
\$95	\$90	\$75

### UPPER LEVEL

\$75	\$65	\$55
\$50	\$45	\$40

### UPPER LEVEL ROW A

\$93	\$81	\$68
\$56		

### STADIUM CLUB

\$395	\$345	\$249
\$225	\$195	\$175
\$149.50		



## BUCCANEERS 2016 HOME OPPONENTS



## TICKET INFORMATION

Buccaneers tickets and season passes can be found in 22 price levels (as shown by the accompanying stadium diagram). For general information, the ticket office may be reached by phone at 813.879.BUCS (2827) or 800.282.0683; over a TDD line for hearing-impaired guests at 813.387.6390; or via e-mail at MemberRelations@buccaneers.nfl.com. Office hours are 8:30 a.m. to 5:30 p.m., Monday through Friday.

For information on Season Passes, the Guest and Member Relations Office can be reached at 866.582.BUCS (2827).

Interested parties may also use the following lines: Group Ticket Sales - 813-998-3878; Stadium Club Ticket Sales - 813-998-3879; Luxury Suite Sales - 813-998-3877.

## AMENITIES AT RAYMOND JAMES STADIUM

**GENERAL SEATING:** After 22 years of watching Buccaneers football from bench seating, Tampa Bay fans now comfortably settle into individual seats, measuring 19-21" wide and with 32-33" from one seat back to the next. Overall, Raymond James Stadium holds more than 65,000 fans, 50,000 of which are in general seating. There are up to 600 wheelchair-accessible seats located in all areas, not just the end zone. Seats in all sections also feature cupholders.

**CLUB SEATS:** Raymond James Stadium also has over 10,000 club seats, a modern feature that allows fans to experience Buccaneers games and entertain guests in maximum comfort. Club seats are extra-wide and padded and feature prime sideline locations. The seats are accessible from a luxurious, air-conditioned club level that houses restaurants, sports bars, video walls, lounge seating and additional views of the field.

**HALL OF FAME CLUB:** New for 2016, the Hall of Fame Club is an all-new, premium seating concept featuring all-inclusive food and non-alcoholic drink options, air conditioned comfort and one of the best views of action on the field. Membership in the Hall of Fame Club provides **VIP access to at least 20 events at a more affordable cost.** Members of the Ring of Honor Club also have the option to purchase their seats for the **2017 College Football National Championship Game!**

Membership in the Ring of Honor Club includes access to your seats for 10 Buccaneers home games, USF home football games, the Outback Bowl, Monster Jam, Concerts and other special events at Raymond James Stadium.

The new concept - which will be located on the suite level - is limited to 240 seats and features an expansive 9,500 square-foot, open-floor design, including prime food and drink options as well as a full liquor bar for purchase. The area is part of the \$100-million renovation to Raymond James Stadium that is currently underway. Hall of Fame Club access will be completed for the upcoming 2016 season.

**LUXURY SUITES:** A total of 166 suites on three floors at mid-level along both sidelines offer absolutely the most luxurious setting in which to watch a Buccaneers game. Each suite has retractable glass windows, private bar and restroom and televisions that can carry other NFL action. The suites are accessible from private elevators.

In addition, to better serve guests outside of Hillsborough County, the Buccaneers offer both an Orlando and a Sarasota ticketing office. The Orlando office may be reached at 813.998.3871 or CentralFlorida@buccaneers.nfl.com; and the Sarasota office may be reached at 813.998.3872 or SWFL@buccaneers.nfl.com.

Any available single game tickets may be purchased through TicketMaster outlets, TicketMaster charge by-phone, and online at TicketMaster.com. If tickets remain available on game day, they will be sold at the Raymond James Stadium box office at the south end of the stadium beginning three hours before kickoff.

**CONCESSIONS:** Raymond James Stadium has over 550 points of sale for food, beverages and merchandise, a ratio of one point for every 126 seats. In 2014, the team completed a large-scale \$7 million renovation of its main concourse concessions, adding new, exciting options for fans to enjoy. A wide variety of options are available, with all-new menus to reflect the variety of Tampa Bay's culinary scene.

**RESTROOMS/SERVICES:** Raymond James Stadium is equipped with 88 restroom locations and a total of 1,073 fixtures. That ratio of one fixture for every 81 fans is an immense improvement in comfort for Buccaneers fans. The ratio for women fans is one fixture for every 70 people, improved from 1 for every 129 in Houlihan's Stadium. There are also five first aid stations, with at least one on each level.

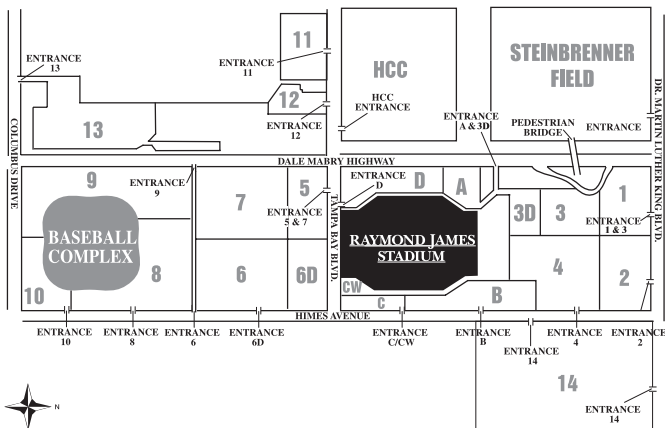
**MEDIA FACILITIES:** The Raymond James Stadium press box seats up to 225 members of the media in a spacious, comfortable box on the west side upper suite level. The dining area features a multiple-screen video wall, and the box is accessible from an elevator dedicated specifically to the media. The media entrance is located at Dock D on the southwest corner of the stadium.

**ESCALATORS:** An added comfort feature in Raymond James Stadium is a total of 20 escalators. With a bank of three escalators located at each corner ramp and an additional four in the club lounge, Buccaneers fans will find it easier and quicker to navigate the stadium than ever before.

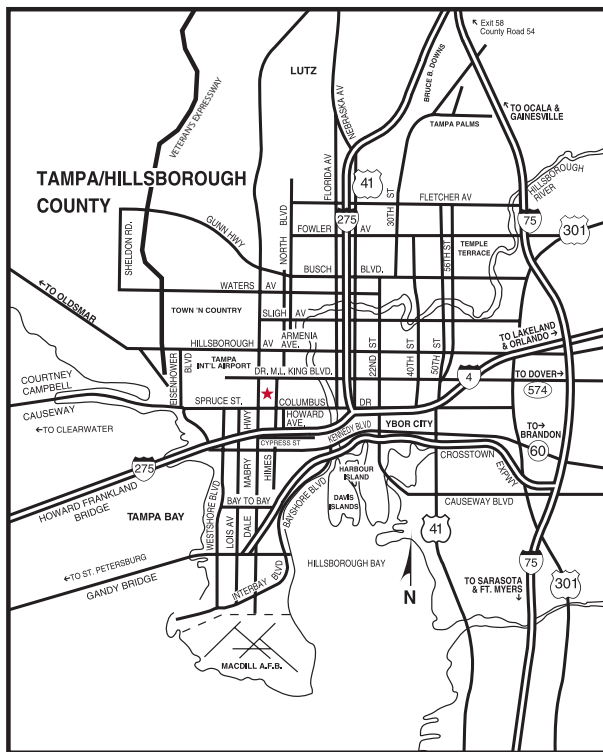
**TRAFFIC CONTROL:** When visiting Raymond James Stadium, you can be assured that travel will be as time-efficient as possible. The stadium is outfitted with a comprehensive traffic control system that automatically assists with the progression of traffic in and around the stadium traffic area. The system is comprised of a traffic control center located adjacent to the Tampa Sports Authority offices on the ground level of the south end zone plaza. From there, a crew of over 50 uniformed officers is directed to ease traffic flow. In addition, the system is equipped with 16 cameras constantly monitored by staff from TPD and City Traffic Engineering. They monitor all major intersections, traffic light cycles and newly installed cameras by F.D.O.T. that reach out beyond the immediate area. If problems arise, the flow of traffic can be instantly adjusted by adding time to stop lights or lane closures to avoid accidents

# AREA MAPS

## PARKING DIAGRAM



## STADIUM AREA DRIVING MAP



### TICKETMASTER

Tampa Bay Area  
(800) 745-3000

[www.ticketmaster.com](http://www.ticketmaster.com)

### BUCCANEERS TICKET OFFICE

One Buccaneer Place  
Tampa, FL 33607  
(813) 879-BUCS (2827)  
(800) 282-0683  
TDD: (813) 387-6390  
Fax: (813) 876-5782

## RAYMOND JAMES STADIUM

An instantly-recognizable Tampa Bay landmark, Raymond James Stadium includes some of the most unique stadium features in the world. It is a blend of modern design, classic appointments, state-of-the-art technology and historic influences that creates one of the most exciting and enjoyable game atmospheres in the NFL.

In winter of 2015, a multi-stage renovation plan was approved, ensuring that the stadium will remain as on of the league's top facilities. The plan, which will be completed in two stages - during the 2016 and 2017 offseasons - includes the installation of new, state-of-the-art video boards, providing a total video display area of 28,416 feet; a new, advanced sound system; additional concessions upgrades; completely renovated luxury suites; overhauled designs for the East and West Club lounges; expansions to the general concourses; construction of a team store and more. The Buccaneers are dedicated to continuing to provide an incredible gameday experience for all fans who visit Raymond James Stadium.

Some of the stadium's most recognizable features include:

### BUCCANEER COVE

Located in the north end zone of the stadium, Buccaneer Cove encompasses 20,000 square feet and runs the entire length of the end zone concourse. The Cove features a weathered, two-story fishing village facade from which a wide variety of stadium concessions, ranging from standard fare to more authentic Tampa items, are offered. Scattered throughout the area are a variety of beach hut kiosks offering additional concessions.

The centerpiece of Buccaneer Cove is the 103-foot long Pirate Ship, an authentic replica of an early 1800s vessel and arguably one of the most recognizable stadium features in the world.

The most menacing aspect of the Pirate Ship is its massive 9'x7' skull and crossed swords facing the playing field, which features huge, glowing red eyes and a mouth that breathes smoke. Additionally, eight cannons celebrate player introductions, trips inside the red zone and Buccaneers touchdowns by releasing thundering cannon fire and smoke. It is manned by a 30-plus person crew which is responsible for Pirate Ship pyrotechnics, launching t-shirts and tossing out beads to fans throughout the game.

The Ship's dock serves as an entertainment area from which patrons enjoy one of the most unique views in the National Football League. Adding to the festive atmosphere is a larger-than-life interactive talking parrot that sits perched at the Ship's stern.

All areas of Buccaneer Cove and the Ship's facilities are ADA disabled ramp accessible so that all fans can benefit from this unique setting. With a full menu of food and beverages, plentiful facilities and an excellent view of the action on the field, Buccaneer Cove is as animated as the 19th-century pirate village after which it is modeled.



*Massive enough to be a striking image from any spot in the stadium, the majestic Pirate Ship looms out over the crowd in the north end zone.*

- Ship Length 103'
- Ship Weight 43 tons
- Ship Height 78'
- Bow Detail 9'x7'
- Ship Width 32'
- Swords 16' each


The Pirate Ship was constructed over a two-month period using, among others, the following materials:

- 5.5 tons of concrete
- 14 tons of steel
- 700 yards of sails
- 1 mile of rigging
- 300 feet of rope
- 60 gallons of paint
- 64,000 linear feet of wood trim

### MILLER LITE FAN DECK

The Miller Lite Fan Deck is an exclusive area in the southeast corner of Raymond James Stadium where a select number of fans can watch the game from an incredible and unique vantage point. All fans age 21 and older are eligible to win a ticket to this private oasis, where they are able to enjoy complimentary Miller products on the deck. Winner receive special pass to access the Fan Deck, as well as Buc Dollars for stadium goods. All winners must be 21 and older.





## GAMEDAY EXPERIENCE

In addition to Buccaneer Cove and the Miller Lite Fan Deck, Raymond James Stadium offers numerous attractions to fans that make the Buccaneers gameday experience unlike any other in professional sports. Some of the attractions include:

- **VIDEO BOARDS AND SURROUND SOUND** — In 2016, the Buccaneers will introduce brand new video boards in the end zones and tower displays in each corner of the stadium. With a total display area of 28,416 square feet - the third-largest in the NFL - the stunning boards and additional state-of-the-art surround sound system will enhance the stadium viewing experience and bring fans closer to the action on the field than ever before.
- **SOUTH PLAZA ACTIVATION AREA** — Fans are encouraged to join the pregame party in the stadium's South Plaza, featuring a live band, contests and giveaways from Buccaneers Pewter Partners and Sponsors, and the Buccaneers Kids Zone for youth of all ages. The South Plaza festivities begin 3.5 hours before kickoff.
- **UPDATED CONCESSIONS** — In 2014, all 14 main concourse concessions locations underwent a \$7 million renovation. The revamped, state-of-the-art locations feature all-new food preparation equipment and an exciting new look, with new menus designed to reflect Tampa Bay's diverse culinary scene.
- **CUSTOMER SERVICE** — The Buccaneers were ranked No. 1 in customer satisfaction among all NFL teams by JD Powers in 2012, 2013 and 2015 and are dedicated to delivering world-class service to all fans. Dozens of trained staff are posted around the stadium before, during and after each game. Quads A and C feature Guest and Member Relations Headquarters, staffed by employees ready to aid fans with any questions or issues.
- **BUGSPARILLA** — The Buccaneers' Gasparilla float, manned by team mascot Captain Fear and his Krewe, parades through parking lots and tailgate areas around the stadium, distributing Buccaneers beads and other prizes to the crowd.
- **BUCCANEER BATTLE FLAGS** — Each time the Buccaneers offense advances into the opposition's red zone, red flags that adorn the top of the stadium are raised while a 60-person crew waves red flags throughout the stadium as the Pirate Ship's cannons are fired.

## MEMBER BENEFITS

While the Buccaneers are dedicated to providing world-class game experiences for all fans, becoming a Season Pass Member includes many special benefits, including:

- **EXCLUSIVE SAVINGS** — Members receive the best pricing available, guaranteed.
- **INTEREST-FREE PAYMENT PLANS** — Budgeting for Season Pass Membership is simple thanks to these flexible, members-only payment plans.
- **EXCLUSIVE ACCESS** — Throughout the year, Season Pass Members receive exclusive access to many Buccaneers events, like the annual draft party and training camp, as well as other special opportunities not available to the general public.
- **DEDICATED MEMBER RELATIONS ASSOCIATE** — Your inside connection to the Bucs, who is available to assist with all of your questions and needs.
- **FOOD AND MERCHANDISE DISCOUNTS** — 15% off in-stadium food, beverages and merchandise.
- **THE BUCS EXPERIENCE** — The Bucs Experience is a fast, simple and fun way to enhance gameday. Members have access to unique and exciting experiences and upgrades throughout the stadium via mobile technology.
- **ENHANCED ONLINE ACCOUNT MANAGER** — Members can visit [my.buccaneers.com](http://my.buccaneers.com) for exclusive content and personalized account information, including access to electronically print tickets or forward them to a friend.



# ONE BUCCANEER PLACE

The Buccaneers make their home at One Buccaneer Place, a training facility and team operations center that opened in 2006 and is located mere blocks from Raymond James Stadium.



The 136,320-square-foot complex is complete with every amenity and advancement necessary to operate on the highest level, and is a combination of function, style and space. No effort was spared in its creation, from the towering steel-and-glass football entrance to the meticulously kept practice fields.

One Buc, as it is commonly called, houses both all team, coaching and front office areas, as well as the team's business operations center.

Below is a closer look at some of the headquarters' features that players utilize on a daily basis.

## LOCKER ROOM AND PLAYERS LOUNGE

The locker room at One Buccaneer Place covers 6,600 square feet and is an open design that gives a spacious feel. The lockers are four feet across and oak paneled, with drawers, shelves and hooks for storage of all equipment, though some players keep their areas more organized than others! The locker room also includes a large shower and restroom area, complete with a steam room and sauna.

Across the hall from the locker room is the players' lounge, which looks out onto the practice fields. The room is decorated with comfortable leather couches and chairs and features a large entertainment center, two custom Buccaneers pool tables, video arcade machines and more.

The lounge provides extra space for players during downtime, whether it's to grab a snack, play pool or video games with teammates, or even grab a quick nap.

## TRAINING ROOM

The Buccaneers' training room, under the direction of Head Athletic Trainer Bobby Slater, offers a complete center to cater to the health and well-being of the team.

The training room includes a main space filled with taping tables and related equipment, an expansive rehab area, and a large physician's room, allowing the club's attending physician the ability to see a player privately.

Furthermore, players who need aquatic rehab can do it on site in the popular hydro room, which contains three large tubs: one for cold soaks, one for hot soaks and one for aquatic rehab. The rehab pool is deep enough to submerge a player chest deep and it is equipped with underwater rails and a floor that rolls like a treadmill, giving injured players the best chance to fully recover.



## WEIGHT ROOM

The weight room at One Buc is contained in its own separate building, covering 9,353 square feet of space and connected to the east end of the main building by a stylized breezeway.

There are 60-70 different types of machines and countless free weights. The large racks along the front row are big enough for players to work back-to-back, which means there is never a wait for weightlifting. And the machines are specific enough to bend to the need of any player on the team.

The weight room is outfitted with an impressive sound system and the wall that faces the practice fields is made up of six large garage-style doors that can be rolled up to let in the outside air during the nicer portions of the year as well as the hot summer months to prepare for the game in the Florida heat. There is a strong air-conditioning system for the Tampa summers, of course, but, even so, the room's many windows keep the room bright and inviting.

## TEAM AUDITORIUM AND POSITION ROOMS



Each day, players and coaches take part in a team meeting, where the head coach addresses the entire group. This takes place in the spacious team auditorium, which is comprised of a large stage surrounded by stadium-style seating, each large chair complete with a desktop to allow players to take notes. From the stage, coaches can roll game or practice film on a large projection screen to discuss with the team highlights or areas that need improvement. The rich wood paneling behind the stage features a giant carved Buccaneers logo.

When it comes time to go over details position-by-position, coaches and players can break out into their own individual position meeting rooms.

Each meeting room looks like a plush, state-of-the-art classroom, with the expected desks and whiteboards, but also a command station for the coaches, with a video and computer system that allows the coaching staff or players to access a vast array of video cutups from practice sessions, Buccaneers games or opponent games. This system includes every game played in the NFL over the last five years, cut up by play so that the data can be assembled in any way the coach wishes. Want to see what the Carolina Panthers have done on every third-and-seven over the last four years? Just a few well-informed keystrokes and you have your digital highlight reel.

The same is true of practice, thanks to the swift work of Video Director Dave Levy's crew. Every practice is shot by several video workers on lifts located around the practice field. During and immediately after each workout, that footage is entered into the system and broken down by play. A coach can walk in off the field, head to his office on the second floor and immediately begin sorting out the footage he wants. Within minutes, he can use it as a teaching tool with his players.

One Buccaneer Place consists, of course, of more than just these highlighted features. It goes beyond to a high-tech and expertly maintained practice field system, a well-stocked scouting area and a comfortable media studio for press conferences and workroom for local press.

What is One Buc's best feature? That's different for virtually every player, coach and staff member who works within its walls, but suffice to say that there are many, many correct answers.

# SUPER BOWLS IN TAMPA

## SUPER BOWL XLIII

On February 1, 2009, the Pittsburgh Steelers defeated the Arizona Cardinals 27-23 in dramatic fashion before 70,774 at Raymond James Stadium securing sole possession of the record for most Super Bowl wins with six.

Pittsburgh outgained Arizona 158 to 102 yards in the first half of Super Bowl XLIII, jumping to a 17-7 lead at halftime, aided by LB James Harrison's Super Bowl record 100-yard interception return for a touchdown, the longest scoring play in Super Bowl history. Harrison, the 2008 Defensive Player of the year, totaled four tackles, one pass defended, two quarterback hurries and one interception. Trailing 20-7 at the start of the fourth quarter, Arizona scored 16 unanswered points, including WR Larry Fitzgerald's 64-yard touchdown reception to take a 23-20 lead with 2:37 remaining in the game. The Steelers marched 78 yards to score on WR Antonio Holmes' six-yard game-winning touchdown catch with 35 seconds left. Holmes finished the game with nine receptions for 131 yards and one touchdown, including four receptions for 71 yards on the final drive, earning him Super Bowl MVP honors. Steelers QB Ben Roethlisberger recorded 256 yards passing on 21-of-30 attempts including one interception and the game-winning touchdown pass. The Cardinals were led by QB Kurt Warner, who completed 31-of-43 pass attempts for 377 yards, three touchdowns and one interception. Warner connected with WR Anquan Boldin for a team-high eight receptions for 84 yards, while Fitzgerald led the team with 127 yards receiving on seven receptions, including two touchdowns.



Approximately 98.7 million people watched Super Bowl XLIII, making it then the most watched Super Bowl ever.


## SUPER BOWL XXXV

On January 28, 2001, the Baltimore Ravens defeated the New York Giants 34-7 before 71,921 at Raymond James Stadium. The Ravens' suffocating defense allowed the Giants just 152 total yards and did not permit an offensive touchdown en route to winning Baltimore its first championship in team history.

LB Ray Lewis, named the 2001 Defensive Player of the Year, totaled three tackles, two assists and four passes defended against the Giants, while being named the Most Valuable Player of Super Bowl XXXV.

Former Buccaneer QB Trent Dilfer led the Ravens to their first score with a 38-yard touchdown pass to WR Brandon Stokley to give the Ravens a 7-0 first quarter lead. Dilfer later set up a K Matt Stover 47-yard field goal with 1:48 left in the first half with a 36-yard pass to WR Qadry Ismail.

RB Tiki Barber, twin brother of current Buccaneers CB Ronde Barber, gave the Giants their farthest drive into Ravens' territory with a 27-yard run to Baltimore's 29-yard line. However, CB Chris McAlister intercepted QB Kerry Collins' pass on the next play to end the drive. CB Duane Starks intercepted Collins later in the third quarter and returned the ball 49 yards for a touchdown and a 17-0 lead. S Kim Herring and LB Jamie Sharper also recorded interceptions in the game.



WR Ron Dixon returned the ensuing kickoff 97 yards for a touchdown and cut the Giants' deficit to 10. But WR Jermaine Lewis then matched Dixon's kickoff return as he cut across the field and raced 84 yards for a 24-7 lead with 3:13 left in the third quarter. The three touchdowns in 36 seconds were a Super Bowl record.

RB Jamal Lewis, who finished with 27 carries for 102 yards, scored on a three-yard touchdown run midway through the fourth quarter and gave Baltimore a 31-7 lead. Stover finished off the scoring for the Ravens with a 34-yard field goal midway through the fourth quarter.



## SUPER BOWL XXV

On January 27, 1991, Buffalo K Scott Norwood missed a 47-yard FG attempt with four seconds left in Super Bowl XXV, enabling the New York Giants to escape with a 20-19 win over the Bills before 78,813 at Tampa Stadium.

The thrilling contest took place during the height of the United States' military presence in the Persian Gulf. The entire crowd waved American flags during Whitney Houston's emotional rendition of the National Anthem.

The Giants countered Buffalo's run-and-shoot attack with a suffocating ball-control offense. New York owned the ball for a Super Bowl-record 40:33. The Bills had the ball for just eight

minutes in the second half.

After the two teams traded field goals, Bills RB Don Smith burrowed in from one yard out to give Buffalo a 10-3 lead. The Bills extended that lead to 12-3 when DE Bruce Smith sacked Giants QB Jeff Hostetler in the end zone. But Hostetler fired back, finding WR Stephen Baker in the end zone to close the gap to 12-10 just before the half.

The Giants then opened the third quarter with an epic march to the end zone, consuming a Super Bowl-record 9:29 on a 14-play, 73-yard march. RB Ottis Anderson capped the drive with a one-yard TD run, giving New York a 17-12 lead. Buffalo recaptured the lead when RB Thurman Thomas rushed 31 yards for a score on the opening play of the fourth quarter. K Matt Bahr then booted a 21-yard FG with 7:20 left to push the Giants ahead 20-19.

Buffalo mustered one last stand as QB Jim Kelly escorted the Bills to the Giants 30. But Norwood missed his 47-yarder wide right, giving New York its second Super Bowl crown. Anderson earned MVP honors after rushing for 102 yards on 21 carries. Thomas totaled 190 yards from scrimmage in a losing effort.



## SUPER BOWL XVIII

On January 22, 1984, the Los Angeles Raiders defeated Washington 38-9 before 72,920 at Tampa Stadium in Super Bowl XVIII. The Raiders posted the then-largest margin of victory in a Super Bowl en route to capturing their third Vince Lombardi Trophy.

RB Marcus Allen rushed for a Super Bowl-record 191 yards on just 20 carries, including a record 74-yard scoring jaunt at the end of the third quarter that cemented Most Valuable Player honors.

Los Angeles jumped out to a 7-0 lead when Derrick Jensen recovered a blocked punt in the end zone. The Raiders increased their lead to 14-3 when QB Jim Plunkett fired a 12-yard scoring strike to WR Cliff Branch. After K Mark Moseley booted a 24-yard FG to cut the lead to 14-3, Washington took an unnecessary gamble that proved to be disastrous. QB Joe Theismann attempted to throw a screen pass deep in Redskins territory, but LB Jack Squirek picked it off at the Washington 5 and waltzed into the end zone with seven seconds left in the half.

The Redskins cut the lead to 21-9 on a one-yard TD run by RB John Riggins early in the third quarter. But Allen took over from there, scoring twice before the quarter ended to ice the victory. The win ran Raiders head coach Tom Flores' postseason record to 8-1. The 38 points scored by Los Angeles were the most in the first 18 Super Bowls, surpassing Green Bay's 35 points in Super Bowl I.



## RAYMOND JAMES: THE STORY BEHIND THE STADIUM NAME

Raymond James Stadium is not named for some public figure or local sports legend, but rather a thriving diversified financial services firm headquartered across Tampa Bay in St. Petersburg – Raymond James Financial.

The company has held the naming rights since the stadium's 1998 opening and is the official wealth management provider for the Tampa Bay Buccaneers.

The firm's name actually comes from the 1962 merger of two financial service companies, one run by Robert A. James and the other by Edward Raymond. Raymond James was incorporated as Robert A. James Investments in 1962. In 1964, Raymond and Associates merged into Robert A. James Investments – and the firm of Raymond James & Associates was formed.

In an era when most financial firms focused solely on buying and selling stocks or mutual funds, Robert A. James pioneered the concept of financial planning for each individual. The firm has been dedicated to meeting the diverse financial needs of its clients ever since.

Raymond James financial advisors base their investment recommendations not on hot stocks or market fads, but on a full and holistic understanding of each client's situation and goals. This planning-focused approach fosters well-informed decisions and dedication to client service, hallmarks of Raymond James since its inception.

Traded on the New York Stock Exchange (RJF), Raymond James is a multinational company with distinct business units that serve a variety of clients, from individuals and small business owners to municipalities and major corporations.

To learn more about the firm or locate a financial advisor, visit [raymondjames.com](http://raymondjames.com).

## RAYMOND JAMES & THE TAMPA BAY BUCCANEERS TEAM UP TO HELP OTHERS

Back in 1962, Bob James founded Raymond James on the principle that putting others first – from our clients to our neighbors – was the right thing to do. His deep commitment to doing what's right remains a core part of the company today. His legacy is continued through the investment of time, money and talents into the communities we serve. It's so much more than tradition; it's a way of thanking those who've supported the firm from the start.

During the football season, Raymond James and the Buccaneers team up for two charitable programs: Kicking for Kids and Sack Hunger.

### KICKING FOR KIDS

This season marks the 17th year of combining the Tampa Bay Buccaneers' on-field success with a commitment to helping children across the Tampa Bay area through the Kicking for Kids program.

For every field goal completed during a regular or postseason game, Raymond James contributes funds to designated Tampa Bay-area children's hospitals.

Since the Raymond James Kicking for Kids program began in 2000, it has raised more than \$300,000 for local children's hospitals.

### SACK HUNGER

Since the 2000 season, Raymond James and the Glazer Family Foundation have worked to "sack hunger" by stocking Tampa Bay-area food banks before the Thanksgiving holiday. Through the generosity and support of Tampa Bay area residents and Buccaneers fans, the Sack Hunger food drive has collected more than 140 tons of nonperishable food items along with funding through special drives and game-day collections at the stadium, feeding thousands of in-need area residents. This year's annual Sack Hunger game-day food drive will be held November 13, at the Bucs vs. Bears game. Visit [sackhunger.com](http://sackhunger.com) to learn more.

## RAYMOND JAMES SUPPORT OF THE ARTS

A deep appreciation for the arts permeates the culture at Raymond James and is reflected at the firm's corporate headquarters, where more than 2,400 works of art are on display as part of the Tom and Mary James/Raymond James Financial Art Collection.

A virtual tour of some of the collection is available at [raymondjames.com/art](http://raymondjames.com/art). Tours of the art displayed at Raymond James international headquarters can also be arranged.

In addition to sponsoring several art shows in the community each year, Raymond James is also a continuing sponsor of local theater and other performing arts venues in the Tampa Bay area. The company hopes its actions will help encourage others – corporations and individuals – to support not only live theater, but all forms of artistic expression.

## KEY FACTS:

### RAYMOND JAMES FINANCIAL, INC.

(As of April 30, 2016)

- Approximately 6,700 financial advisors
- Serving in excess of 2.8 million accounts in more than 2,700 locations throughout the United States, Canada and overseas
- Total client assets: \$514 billion.

**Address** 880 Carillon Parkway, St. Petersburg, Florida, 33716

**Website** [raymondjames.com](http://raymondjames.com)  
**Press Center** [raymondjames.com/media](http://raymondjames.com/media)

**Founded** August 16, 1962

**Chairman** Thomas A. James

**CEO** Paul Reilly

**Ticker symbol** RJF

**Exchange listing** New York Stock Exchange



The Raymond James Financial Center, the firm's international headquarters, is situated on 60 acres in northwest St. Petersburg, in the heart of the Tampa Bay area.

## RAYMOND JAMES HIGHLIGHTS

Raymond James' dedication to its clients is reflected in the recognition it continues to receive from its peers as well as from the media.

### 2016

- Early in 2016, Raymond James marked its 113th consecutive quarter - and 28th year - of profitability.
- Raymond James received the Bank Insurance and Securities Association Technology Innovation Award for the fourth consecutive year, recognizing its new Client Reporting system.
- 24 Raymond James-affiliated advisors were named to the Financial Times "FT 400" list of top financial advisors, and 36 Raymond James-affiliated advisors were named to *Barron's* list of America's Top Advisors<sup>1</sup>.

### 2015

- *InvestmentNews* and Invest in Others recognized seven Raymond James-affiliated advisors through the 2015 Community Leadership Awards.
- Raymond James Investment Banking named Investment Banking Firm of the Year at M&A Advisor Turnaround Awards<sup>2</sup>.
- Maintaining a multiyear tradition, Raymond James advisors and branch managers recognized in several industry publications, like *Bank Investment Consultant*, *The Financial Times*, *On Wall Street* and *Barron's*.
- During Raymond James Cares Month in August, associates and affiliates prepared almost 40,000 meals, collected more than 11,000 nonperishable items for families in need, and nearly 2,600 advisors and associates across 30 states collectively volunteered over 5,600 hours to 100 local organizations.

- Raymond James and its associates poured more than \$5 million into communities across the country through the 2015-16 United Way workplace giving campaign, earning second place on the 2015 "United Way Top 100 Most Generous Workplaces" list.

### 2014

- Raymond James was named the Benefactor of the Year at the 2014 Tampa Bay Business Journal Corporate Philanthropy Awards and also took first place in the large company category for the second year in a row.
- Raymond James honored with Golden Hammer Award and named "Habitat Partner of the Year" by Habitat for Humanity of Pinellas County. Raymond James associates have contributed more than 2,700 volunteer hours to Habitat homes since 2005.
- Fortune<sup>3</sup> magazine ranks Raymond James fifth most admired securities company in the world.
- Raymond James is featured as "Company of the Week" by Financial Services Roundtable organization for the firm's annual Sack Hunger campaign.

### 2013

- Executive Chairman Tom James awarded the 2013 Harvard Business School Alumni Achievement Award for contributions to the firm and communities.
- For the second year in a row, Raymond James Real Estate Banking practice named the world's best by Global Finance magazine<sup>4</sup>.

1 The formula the FT uses to grade advisers is based on six broad factors and calculates a numeric score for each adviser. Factors in the Barron's ranking included: assets under management, revenue produced for the firm, regulatory record, quality of practice and philanthropic work.

2 The M&A Advisor Turnaround Awards represent the best of the distressed investing and reorganization industry in 2014. Nominations were judged by an independent jury of industry experts.

3 Fortune ranking based on an average score of nine key attributes of reputation: people management, use of corporate assets, social responsibility, quality of management, financial soundness, long-term investment, quality of products/services, global competitiveness and innovation.

4 Based on criteria including market share, number and size of deals, service and advice, structuring capabilities, distribution network, efforts to address market conditions, innovation, pricing, and after-market performance of underwritings and market reputation.

For more information, visit [raymondjames.com](http://raymondjames.com).

## THE RAYMOND JAMES PLEDGE

We, the associates of Raymond James, commit our energies, intellect and knowledge to attaining the financial objectives of our clients by providing the highest possible level of service and delivering superior investment alternatives. We believe that putting the financial well-being of our clients first ultimately serves the best interests of our shareholders, our communities and ourselves. Remaining responsive to the needs of our clients in a financial environment characterized by constant change is our continuing challenge.

# RAYMOND JAMES®

LIFE WELL PLANNED.

Raymond James is the official wealth management provider for the Tampa Bay Buccaneers.

Raymond James & Associates, Inc., member New York Stock Exchange/SIPC. | Raymond James Financial Services, Inc., member FINRA/SIPC.

# BUCCANEERS PRESEASON TELEVISION



CHRIS MYERS



RONDÉ BARBER



DAN LUCAS

## WFLA

WFLA, News Channel 8, serves as the Buccaneers' official home for pre-season football, an agreement that will run through 2017. In 2016, WFLA is producing and broadcasting three of Tampa Bay's four preseason games: on the road at Philadelphia and Jacksonville in Weeks 1 and 2, respectively, and at home versus Washington in Week 4. News Channel 8 will also produce and air pregame special prior to each preseason game and anchor Dan Lucas will host "Bucs Bonus," a half-hour program that will air Saturday nights at 7 p.m. during the NFL season.

Emmy-Award winning broadcaster Chris Myers will enter his 13th season in the preseason broadcast booth for Tampa Bay as the play-by-play man during the preseason. A versatile member of FOX Sports programming, Myers has handled play-by-play and sideline duties for the NFL on FOX, as well as serving as host of FOX's NASCAR pre-race show and as a sideline reporter during the Major League Baseball postseason. He also hosts his own national radio show called The Drive on FOX Sports Radio, and recently hosted the Chris Myers Interview on FOX Sports Net.

During an 11-year tenure with ESPN, Myers was involved with a number of programs, including hosting Up Close, anchoring SportsCenter and reporting on Baseball Tonight. Myers also worked as host of ESPN's NFL Matchup. While at ESPN, Myers won his first Emmy for Top Sports Feature. Myers, who was born in Florida, began his career at age 16 in Miami when he hosted his own football radio show called The Chris Myers Football Scoreboard.

Joining Myers as color analyst is Buccaneers legend Rondé Barber, who will provide Bucs fans with astute analysis gleaned from a storied 16-year NFL career with Tampa Bay. One of the most respected players in team history, Barber retired following the 2012 season and signed with FOX Sports soon after. 2016 marks Barber's fourth year in the broadcast booth. After the preseason, Barber will continue working with Myers as the pair call regular-season games for The NFL on FOX.

Barber, a five-time Pro Bowler and five-time AP All-Pro selection, entered the league as a third-round (66th overall) pick by the Buccaneers in the 1997 NFL Draft. He holds numerous team and league records, including a streak of 200 consecutive starts at cornerback, the most for that position in NFL history. Barber was a key component of the Tampa Bay defense that ruled the league in the late 1990s and early 2000s, helping bring the Bay Area a world championship in Super Bowl XXXVII.

Dan Lucas, who serves as a sports anchor and reporter for WFLA, will serve as the sideline analyst for the broadcasts. He is a Tampa native who graduated from Leto High School and went on to graduate from Florida State University. Prior to his work with WFLA, Lucas worked as weekend sports anchor at WJAC-TV in Johnstown, Pennsylvania, where he covered Penn State and all the Pittsburgh professional sports franchises.



## BUCCANEERS PRESEASON SCHEDULE

DATE	OPPONENT	TIME	STATION
8/11	at Philadelphia	7:00 PM	WFLA
8/20	at Jacksonville	7:30 PM	WFLA
<b>8/26</b>	<b>CLEVELAND</b>	<b>8:00 PM</b>	<b>ESPN</b>
<b>9/1</b>	<b>WASHINGTON</b>	<b>7:30 PM</b>	<b>WFLA</b>

*\*All Times Eastern*



# BUCCANEERS RADIO NETWORK



GENE DECKERHOFF



DAVE MOORE



T.J. RIVES

iHeart Media's US 103.5 FM will serve as the flagship station for the Buccaneers Radio Network for the 13th year. US 103.5 will broadcast all Buccaneers games in stereo with a 100,000-watt signal that blankets the Tampa Bay area. iHeart Media will also simulcast Buccaneers football on its sister station, 620 WDAE-AM/95.3 FM.

Handling the play-by-play duties for the 28th straight season is Gene Deckerhoff. Deckerhoff's 28 years of service with the Buccaneers currently ranks as the fifth-longest in the NFL. Considered one of the nation's premier play-by-play announcers, Deckerhoff has also served as the voice of Florida State University football and basketball since 1979.

Deckerhoff is the former play-by-play man for the USFL's Tampa Bay Bandits and also served as the sports director for WCTV-TV in Tallahassee. Deckerhoff is a 15-time recipient of the Florida Sportscaster of the Year award, as well as the winner of the 2013 National Football Foundation Chris Schenkel Award

Dave Moore, former Tampa Bay Buccaneers tight end, enters his 10th season as color analyst with the Buccaneers Radio Network. Moore spent 13 of his 15 seasons in the NFL with the Buccaneers. The seventh-round draft pick (191st overall) started his first season with the Dolphins in 1992 before joining the Buccaneers. Following a stint in Buffalo during the 2002 campaign, Moore returned to the Bay area and finished his NFL career with 207 receptions for 2,028 receiving yards and 28 touchdowns. He also made a Pro Bowl appearance in 2006.

T.J. Rives begins his 12th season as Tampa Bay's sideline reporter. Rives is a radio and television veteran of the Tampa Bay area and nationally for the last 23 years. During the 2016 season, Rives will host the Dirk Koetter Radio Show on Monday nights. He graduated with a degree in broadcasting from the former Memphis State University.

Buccaneers fans across the state can tune into Tampa Bay games thanks to the Buccaneers Radio Network. Deckerhoff's descriptions of the action -- including pre-game, halftime and post-game -- are simulcast on radio stations throughout the state.



## BUCCANEERS RADIO NETWORK AFFILIATES

Arcada	WFLN 1480 AM	Naples	WWCN 99.3 FM
Brooksville	WWJB 1450 AM	Ocala	WMOP 900 AM
Daytona Beach	WYGM 740 AM	Orlando	WYGM 740 AM
Ft. Myers	WWCN 770 AM	Pensacola	WPPN 790 AM/103.7 FM
Ft. Lauderdale	TBA	Port St. Lucie	WPSL 1590 AM
Gainesville	WGGG 1230 AM	Sebring	WFUS 103.5 FM
Homosassa Springs	WXCX 95.3 FM	Tallahassee	WVFT 93.3 FM
Lakeland	WLKF 1430 AM	Tampa Bay/Sarasota	WFUS 103.5 FM
Melbourne	TBA		WDAE 620 AM
Miami	TBA		and 95.3 FM
		West Palm Beach	TBA

## 2016 NFL SCHEDULE

ALL TIMES EASTERN

## WEEK 1

THURSDAY, SEPT. 8

Carolina at Denver ..... 8:30

SUNDAY, SEPT. 11

Green Bay at Jacksonville ..... 1:00  
 Buffalo at Baltimore ..... 1:00  
 Chicago at Houston ..... 1:00  
 Cleveland at Philadelphia ..... 1:00  
 Tampa Bay at Atlanta ..... 1:00  
 Minnesota at Tennessee ..... 1:00  
 Cincinnati at New York Jets ..... 1:00  
 Oakland at New Orleans ..... 1:00  
 San Diego at Kansas City ..... 1:00  
 Miami at Seattle ..... 4:05  
 Detroit at Indianapolis ..... 4:25  
 New York Giants at Dallas ..... 4:25  
 New England at Arizona ..... 8:30

MONDAY, SEPT. 12

Pittsburgh at Washington ..... 7:10  
 Los Angeles at San Francisco ..... 10:20

## WEEK 2

THURSDAY, SEPT. 15

New York Jets at Buffalo ..... 8:25

SUNDAY, SEPT. 18

Cincinnati at Pittsburgh ..... 1:00  
 Tennessee at Detroit ..... 1:00  
 Baltimore at Cleveland ..... 1:00  
 Dallas at Washington ..... 1:00  
 New Orleans at New York Giants ..... 1:00  
 San Francisco at Carolina ..... 1:00  
 Miami at New England ..... 1:00  
 Kansas City at Houston ..... 1:00  
 Seattle at Los Angeles ..... 4:05  
 Tampa Bay at Arizona ..... 4:05  
 Jacksonville at San Diego ..... 4:25  
 Atlanta at Oakland ..... 4:25  
 Indianapolis at Denver ..... 4:25  
 Green Bay at Minnesota ..... 8:30

MONDAY, SEPT. 19

Philadelphia at Chicago ..... 8:30

## WEEK 3

THURSDAY, SEPT. 22

Houston at New England ..... 8:25

SUNDAY, SEPTEMBER 27

Arizona at Buffalo ..... 1:00  
 Oakland at Tennessee ..... 1:00  
 Cleveland at Miami ..... 1:00  
 Baltimore at Jacksonville ..... 1:00  
 Detroit at Green Bay ..... 1:00  
 Denver at Cincinnati ..... 1:00  
 Minnesota at Carolina ..... 1:00  
 Washington at New York Giants ..... 1:00  
 Los Angeles at Tampa Bay ..... 4:05  
 San Francisco at Seattle ..... 4:05  
 New York at Kansas City ..... 4:25  
 San Diego at Indianapolis ..... 4:25  
 Pittsburgh at Philadelphia ..... 4:25  
 Chicago at Dallas ..... 8:30

MONDAY, SEPT. 26

Atlanta at New Orleans ..... 8:30

## WEEK 4

THURSDAY, SEPT. 29

Miami at Cincinnati ..... 8:25

SUNDAY, OCT. 2

Indianapolis vs Jacksonville (London) ..... 9:30  
 Tennessee at Houston ..... 1:00  
 Cleveland at Washington ..... 1:00  
 Seattle at New York Jets ..... 1:00  
 Buffalo at New England ..... 1:00  
 Carolina at Atlanta ..... 1:00  
 Oakland at Baltimore ..... 1:00  
 Detroit at Chicago ..... 1:00  
 Denver at Tampa Bay ..... 4:05  
 Los Angeles at Arizona ..... 4:25  
 New Orleans at San Diego ..... 4:25  
 Dallas at San Francisco ..... 4:25  
 Kansas City at Pittsburgh ..... 8:30

MONDAY, OCT. 3

New York Giants at Minnesota ..... 8:30  
*Open date: Green Bay, Philadelphia*

## WEEK 5

THURSDAY, OCT. 6

Arizona at San Francisco ..... 8:25

SUNDAY, OCT. 9

New England at Cleveland ..... 1:00  
 Philadelphia at Detroit ..... 1:00  
 Chicago at Indianapolis ..... 1:00  
 Tennessee at Miami ..... 1:00  
 Washington at Baltimore ..... 1:00  
 Houston at Minnesota ..... 1:00  
 New York Jets at Pittsburgh ..... 1:00  
 Atlanta at Denver ..... 4:05  
 Cincinnati at Dallas ..... 4:25  
 Buffalo at Los Angeles ..... 4:25  
 San Diego at Oakland ..... 4:25  
 New York Giants at Green Bay ..... 8:30\*

MONDAY, OCT. 10

Tampa Bay at Carolina ..... 8:30  
*Open date: Kansas City, New Orleans, Seattle, Jacksonville*

## WEEK 6

THURSDAY, OCT. 13

Denver at Tampa Bay ..... 8:25

SUNDAY, OCT. 18

San Francisco at Buffalo ..... 1:00  
 Philadelphia at Washington ..... 1:00  
 Cleveland at Tennessee ..... 1:00  
 Baltimore at New York Giants ..... 1:00  
 Carolina at New Orleans ..... 1:00  
 Jacksonville at Chicago ..... 1:00  
 Los Angeles at Detroit ..... 1:00  
 Pittsburgh at Miami ..... 1:00  
 Cincinnati at New England ..... 1:00  
 Kansas City at Oakland ..... 4:05  
 Atlanta at Seattle ..... 4:25  
 Dallas at Green Bay ..... 4:25  
 Indianapolis at Houston ..... 8:30\*

MONDAY, OCT. 17

New York Jets at Arizona ..... 8:30  
*Open date: Minnesota, Tampa Bay*

## WEEK 7

THURSDAY, OCT. 20

Chicago at Green Bay ..... 8:25

SUNDAY, OCT. 25

New York Giants vs Los Angeles (London) ..... 9:30  
 New Orleans at Kansas City ..... 1:00  
 Indianapolis at Tennessee ..... 1:00  
 Minnesota at Philadelphia ..... 1:00  
 Cleveland at Cincinnati ..... 1:00  
 Washington at Detroit ..... 1:00  
 Oakland at Jacksonville ..... 1:00  
 Buffalo at Miami ..... 1:00  
 Baltimore at New York Jets ..... 1:00  
 Tampa Bay at San Francisco ..... 4:05  
 San Diego at Atlanta ..... 4:05  
 New England at Pittsburgh ..... 4:25  
 Seattle at Arizona ..... 8:30\*

MONDAY, OCT. 24

Houston at Denver ..... 8:30  
*Open date: Dallas, Carolina*

## WEEK 8

THURSDAY, OCT. 27

Jacksonville at Tennessee ..... 8:25

SUNDAY, OCT. 30

Washington vs. Cincinnati (London) ..... 9:30  
 Kansas City at Indianapolis ..... 1:00  
 Oakland at Tampa Bay ..... 1:00  
 Seattle at New Orleans ..... 1:00  
 Detroit at Houston ..... 1:00  
 New York Jets at Cleveland ..... 1:00  
 Green Bay at Atlanta ..... 1:00  
 New England at Buffalo ..... 1:00  
 San Diego at Denver ..... 4:05  
 Arizona at Carolina ..... 4:25  
 Philadelphia at Dallas ..... 8:30\*

MONDAY, OCT. 31

Minnesota at Chicago ..... 8:30  
*Open date: Los Angeles, Miami, New York Giants, Pittsburgh, San Francisco, Baltimore*

## WEEK 9

THURSDAY, NOV. 3

Atlanta at Tampa Bay ..... 8:25

SUNDAY, NOV. 8

Pittsburgh at Baltimore ..... 1:00  
 Dallas at Cleveland ..... 1:00  
 New York Jets at Miami ..... 1:00  
 Philadelphia at New York Giants ..... 1:00  
 Detroit at Minnesota ..... 1:00  
 Carolina at Los Angeles ..... 4:05  
 New Orleans at San Francisco ..... 4:05  
 Tennessee at San Diego ..... 4:25  
 Indianapolis at Green Bay ..... 4:25  
 Denver at Oakland ..... 8:30\*

MONDAY, NOV. 7

Buffalo at Seattle ..... 8:30  
*Open date: Chicago, Cincinnati, New England, Arizona, Washington, Houston*

**WEEK 10****THURSDAY, NOV. 10**

Cleveland at Baltimore.....8:25

**SUNDAY, NOV. 13**

Green Bay at Tennessee.....1:00  
 Minnesota at Washington.....1:00  
 Chicago at Tampa Bay.....1:00  
 Kansas City at Carolina.....1:00  
 Atlanta at Philadelphia.....1:00  
 Los Angeles at New York Jets.....1:00  
 Denver at New Orleans.....1:00  
 Houston at Jacksonville.....1:00  
 Miami at San Diego.....4:05  
 Dallas at Pittsburgh.....4:25  
 San Francisco at Arizona.....4:25  
 Seattle at New England.....8:30\*

**MONDAY, NOV. 14**Cincinnati at New York Giants.....8:30  
*Open date: Buffalo, Detroit, Indianapolis, Oakland***WEEK 11****THURSDAY, NOV. 17**

New Orleans at Carolina.....8:25

**SUNDAY, NOV. 20**

Pittsburgh at Cleveland.....1:00  
 Baltimore at Dallas.....1:00  
 Jacksonville at Detroit.....1:00  
 Tennessee at Indianapolis.....1:00  
 Buffalo at Cincinnati.....1:00  
 Tampa Bay at Kansas City.....1:00  
 Chicago at New York Giants.....1:00  
 Arizona at Minnesota.....1:00  
 Miami at Los Angeles.....4:05  
 New England at San Francisco.....4:25  
 Philadelphia at Seattle.....4:25  
 Green Bay at Washington.....8:30\*\*

**MONDAY, NOV. 21**Houston vs. Oakland (Mexico City).....8:30  
*Open date: Atlanta, Denver, New York, San Diego***WEEK 12****THURSDAY, NOV. 24**

Minnesota at Detroit.....12:30  
 Washington at Dallas.....4:30  
 Pittsburgh at Indianapolis.....8:30

**SUNDAY, NOV. 27**

Tennessee at Chicago.....1:00  
 Jacksonville at Buffalo.....1:00  
 Cincinnati at Baltimore.....1:00  
 Arizona at Atlanta.....1:00  
 New York Giants at Cleveland.....1:00  
 Los Angeles at New Orleans.....1:00  
 San Francisco at Miami.....1:00  
 San Diego at Houston.....1:00  
 Seattle at Tampa Bay.....4:05  
 Carolina at Oakland.....4:25  
 Kansas City at Denver.....4:25  
 New England at New York Jets.....8:30\*\*

**MONDAY, NOV. 28**

Green Bay at Philadelphia.....8:30

**WEEK 13****THURSDAY, DEC. 1**

Dallas at Minnesota.....8:25

**SUNDAY, DEC. 4**

Kansas City at Atlanta.....1:00  
 Detroit at New Orleans.....1:00  
 Los Angeles at New England.....1:00  
 Denver at Jacksonville.....1:00  
 Houston at Green Bay.....1:00  
 Philadelphia at Cincinnati.....1:00  
 Miami at Baltimore.....1:00  
 San Francisco at Chicago.....1:00  
 Buffalo at Oakland.....4:05  
 New York Giants at Pittsburgh.....4:25  
 Washington at Arizona.....4:25  
 Tampa Bay at San Diego.....4:25  
 Carolina at Seattle.....8:30\*\*

**MONDAY, DEC. 5**Indianapolis at New York Jets.....8:30  
*Open date: Cleveland, Tennessee***WEEK 14****THURSDAY, DEC. 8**

Oakland at Kansas City.....8:25

**SUNDAY, DEC. 11**

Pittsburgh at Buffalo.....1:00  
 Denver at Tennessee.....1:00  
 New Orleans at Tampa Bay.....1:00  
 Washington at Philadelphia.....1:00  
 Arizona at Miami.....1:00  
 San Diego at Carolina.....1:00  
 Cincinnati at Cleveland.....1:00  
 Chicago at Detroit.....1:00  
 Houston at Indianapolis.....1:00  
 Minnesota at Jacksonville.....1:00  
 New York Jets at San Francisco.....4:05  
 Atlanta at Los Angeles.....4:25  
 Seattle at Green Bay.....4:25  
 Dallas at New York Giants.....8:30\*\*

**MONDAY, DEC. 12**

Baltimore at New England.....8:30

**WEEK 15****THURSDAY, DEC. 15**

Los Angeles at Seattle.....8:25

**SATURDAY, DEC. 17**

Miami at New York Jets.....8:25

**SUNDAY, DEC. 28**

Green Bay at Chicago.....1:00  
 Tampa Bay at Dallas.....1:00  
 Jacksonville at Houston.....1:00  
 Cleveland at Buffalo.....1:00  
 Philadelphia at Baltimore.....1:00  
 Tennessee at Kansas City.....1:00  
 Detroit at New York Giants.....1:00  
 Indianapolis at Minnesota.....1:00  
 New Orleans at Arizona.....4:05  
 San Francisco at Atlanta.....4:05  
 New England at Denver.....4:25  
 Oakland at San Diego.....4:25  
 Pittsburgh at Cincinnati.....8:30\*\*

**MONDAY, DEC. 19**

Carolina at Washington.....8:30

**WEEK 16****THURSDAY, DEC. 22**

New York Giants at Philadelphia.....8:25

**SATURDAY, DEC. 24**

Miami at Buffalo.....1:00  
 Tampa Bay at New Orleans.....1:00  
 New York Jets at New England.....1:00  
 Tennessee at Jacksonville.....1:00  
 Minnesota at Green Bay.....1:00  
 San Diego at Cleveland.....1:00  
 Washington at Chicago.....1:00  
 Atlanta at Carolina.....1:00  
 Indianapolis at Oakland.....4:05  
 Arizona at Seattle.....4:25  
 San Francisco at Los Angeles.....4:25  
 Cincinnati at Houston.....8:25

**SUNDAY, DEC. 25**Baltimore at Pittsburgh.....4:30  
 Denver at Kansas City.....8:30\*\***MONDAY, DEC. 26**

Detroit at Dallas.....8:30

**WEEK 17****SUNDAY, JAN. 1**

New Orleans at Atlanta.....1:00  
 Baltimore at Cincinnati.....1:00  
 New York Giants at Washington.....1:00  
 Houston at Tennessee.....1:00  
 Carolina at Tampa Bay.....1:00  
 Green Bay at Detroit.....1:00  
 Jacksonville at Indianapolis.....1:00  
 New England at Miami.....1:00  
 Chicago at Minnesota.....1:00  
 Buffalo at New York Jets.....1:00  
 Dallas at Philadelphia.....1:00  
 Cleveland at Pittsburgh.....1:00  
 Arizona at Los Angeles.....4:25  
 Oakland at Denver.....4:25  
 Kansas City at San Diego.....4:25  
 Seattle at San Francisco.....4:25  
 Sunday Night game TBD

\* Note: Up to 2 games may be flexed into Sunday Night between Weeks 5-10.

\*\*Note: Standard Sunday Night flexing rules from Weeks 11-17.

**POSTSEASON****WILD CARD WEEKEND***Saturday, Jan. 7 and Sunday, Jan. 8***DIVISIONAL PLAYOFFS***Saturday, Jan. 14 and Sunday, Jan. 15***CONFERENCE CHAMPIONSHIPS***Sunday, Jan. 22***AFC-NFC PRO BOWL***Sunday, January 29***SUPER BOWL LI***Sunday, February 5**Houston, Texas*

# BUCCANEERS.COM

THE TAMPA BAY BUCCANEERS' HOME ON THE WEB

Since its launch in 1999, Buccaneers.com has emerged as the definitive source for information, entertainment, video, photography, game coverage and locker-room access regarding the Tampa Bay Buccaneers. The site continues to be on the cutting-edge of internet sports coverage and is dedicated to providing visitors with the sort of exclusive access that can't be gleaned from any other source.

Buccaneers.com also provides fans and members of the media with coverage of all team press conferences following games, on the day after games and during special announcements. Many of these press conferences are streamed live on the site.

A special media section of Buccaneers.com includes dozens of items to help print, radio, television and Internet sources perform their jobs and keep football fans in the know.

Below is a summary of some of the site's most popular content:

## NEWS SOURCE

- Inside source for news on team transactions, such as player signings, roster cuts and depth chart changes
- Up-to-date roster, depth chart and transactions pages
- Feature articles on relevant players and subjects

## PHOTOS AND VIDEO

- Archives of press conferences and other events made available shortly after their conclusion
- Live coverage of all postgame and day-after-game press conferences by the head coach, in addition to other selected press conferences and media availabilities
- Frequent video and audio interviews, complete with a deep archive spanning many seasons
- Weekly game highlights produced by NFL Films
- NFL Network coverage of the Buccaneers
- Extensive image archive and special photo galleries

## GAME COVERAGE

- Pregame news, including injury updates, lineup information, inactive players and thoughts from the head coach
- Pregame sideline report with Senior Writer/Editor Scott Smith
- Game photos transmitted directly from Buccaneers' sideline
- Up-to-the-minute injury and lineup information
- Wrap-up story posted immediately after the game
- Game highlights from the Buccaneers' video department
- Social media rewinds to recap the game.

## MEDIA TOOLS

- Constantly updated and easy to download rosters, depth charts, weekly releases, statistics pages and other informational files
- Always up-to-date press release archives
- Credential information and other team media policies

## ADDITIONAL FEATURES

- Cheerleader section featuring photos and bios
- Ticket and seating information
- Detailed stadium information, featuring seating diagrams, parking maps and concession locations
- Community relations updates
- Official Online Team Store

## BUCCANEERS ON SOCIAL MEDIA

Facebook: /tbbuccaneers  
 Twitter: @tbbuccaneers  
 Instagram: @tbbuccaneers  
 Snapchat: bucsnfl  
 YouTube: /tbbuccaneers

## CHEERLEADERS

Since 1976, the Tampa Bay Buccaneers Cheerleaders have charmed the team's avid fans, performed to worldwide acclaim, and cheered the team to a Super Bowl Championship.

The 24 to 30 women that comprise the squad are chosen from hundreds of candidates each year to represent the team and include athletes, educators, professionals, students and mothers. These talented women are committed both to the team and the community, making a number of appearances for both corporate and non-profit events throughout their term.

In addition to their work within the Tampa Bay area, the Tampa Bay Buccaneers Cheerleaders also serve as ambassadors for the organization throughout the United States and beyond, traveling to locations in Asia, Canada, Egypt, Japan, Europe, Australia, California, Texas and Hawaii.



### TARA BATTIATO



#### CHEERLEADING MANAGER

In 2016, Tara Battiato enters her third season directing the Tampa Bay Buccaneers Cheerleaders as the team's Cheerleading Manager. Battiato spent five seasons cheering with the Denver Broncos, serving as a team captain for four years and traveling to Hawaii as the team's 2013 Pro Bowl Representative.

Battiato also has professional dance experience working with the Houston Rockets, Boise State Main Line Dance Team, and Austin Ballet Company.

A native of Littleton, Colorado, Battiato graduated with honors from Boise State.



## 2016 TAMPA BAY BUCCANEERS CHEERLEADERS

**ADRIANNA A.**

*Rookie*

**ADRIANNA S.**

*Rookie*

**ALEX**

*2nd Season*

**ALI**

*3rd Season - Captain*

**ALLISON**

*2nd Season*

**APRIL**

*2nd Season*

**BARANESE**

*3rd Season*

**BRITTANY C.**

*Rookie*

**BRITTANY D.**

*Rookie*

**BROOKE**

*2nd Season*

**CHELSEA**

*3rd Season - Captain*

**CHLOE**

*2nd Season*

**DANIELLE**

*Rookie*

**DARCY**

*2nd Season*

**ELIZABETH L.**

*Rookie*

**ELIZABETH P.**

*Rookie*

**GABRYELE**

*2nd Season*

**JULIA**

*2nd Season*

**JULIANNE**

*2nd Season*

**KELLY**

*Rookie*

**KRISTIN**

*Rookie*

**KYMBERLI**

*3rd Season - Captain*

**LINDSEY B.**

*2nd Season*

**LINDSEY W.**

*Rookie*

**MICHAELA**

*2nd Season*

**MICHELLE C.**

*2nd Season*

**MICHELLE L.**

*2nd Season*

**STEPHANIE**

*3rd Season*

**TESSA**

*3rd Season - Captain*

**TRISTA**

*Rookie*

# MEDIA POLICIES AND GAMEDAY INFORMATION

## MEDIA POLICIES

**Interview Requests:** All interview requests for Tampa Bay Buccaneers players, coaches, executives or staff members should be directed to the Public Relations Department at (813) 554-1311. Phone interviews should be arranged in advance and are subject to availability. Head Coach Dirk Koetter will address the media directly after practices and will make a weekly conference call each Wednesday to speak with opposing team media. Koetter will also have a regularly scheduled day-after-game press conference. Please contact Buccaneers PR for details.

**Open Locker Room Periods:** The Buccaneers will observe a weekly players' day off every Tuesday of regular game weeks. Open locker room periods for accredited media will be offered each Monday, Wednesday, Thursday and Friday. Times for the open locker room sessions are available by contacting the PR department.

**Practice Regulations:** Times for the team's weekly practices are available by calling the Buccaneers' PR department. All practices are closed to the public. Regularly credentialed media, still photographers and videographers may attend approximately the first 30 minutes of practice. Reporters who are not regular members of the Buccaneers' media corps should contact the PR department to discuss practice attendance.

**Game Credentials:** Credential requests are honored for accredited media on specific assignment and must be made through the Buccaneers' PR department. Credentials will not be issued to writers or photographers working on a freelance basis unless the request is made by an approved publication or news organization. Season-long credentials are issued in August; game-by-game credentials must be requested at least one week prior to each home game. All credential requests must be submitted via the Buccaneers' media site at <http://media.buccaneers.com>. Contact Kelly Schutz with any questions regarding credentials.

**Press Releases:** The Buccaneers' weekly press release, including updated statistics, player bios, etc., may be obtained in the team's press facility at One Buccaneer Place or on the media site. The team's weekly injury report and daily transcripts can be found in the same locations.

## GAMEDAY INFORMATION

**Entry:** The media entrance at Raymond James Stadium is located near Dock D on the southwest corner of the facility. The entrance to the media lobby can be found just north of the southwest ramps and just south of the television truck parking area. The press box and television and radio booths may be reached via a media-dedicated elevator on the east side of the lobby.

**Will Call:** Members of the media needing to pick up their pass at the game will find the media will call area just inside the media entrance at Dock D. The media will call is staffed beginning four hours prior to kickoff. Ticket will call is located on the south end of the stadium, accessible from the outside between Ramps C and D.

**Phones:** Media needing a phone on gameday must contact Sandra Jones of CenturyLink (800-471-1139) prior to the day of the game. If you do not place an order prior to the day of the game, you will be responsible for any charges from Sprint for setting up these services on gameday.

**Locker Room Access:** Both team locker rooms will be open to press bearing the proper credentials following the NFL-mandated 10-minute cooling-off period. The media elevator will transport members of the press that wish to visit the locker room at a designated time in the fourth quarter. To reach either locker room from the press box, simply take the elevator to the ground level and follow the corridor running parallel to the field's west sideline.

**NOTE:** Unless previously arranged, no interviews of players for either team are allowed on the field following the game.

## TAMPA BAY BUCCANEERS

One Buccaneer Place – Tampa, FL 33607

### PHONE NUMBERS

**Main:** (813) 870-2700 – **Public Relations:** (813) 554-1311

**Public Relations Fax:** (813) 387-6317 – **Ticket Office:** (813) 879-2827

### PUBLIC RELATIONS DEPARTMENT

Senior Director of Communications	Nelson Luis nluis@buccaneers.nfl.com	Work: (813) 554-1314
Senior Public Relations Manager	Michael Pehanich mpehanich@buccaneers.nfl.com	Work: (813) 870-2700, ext. 2251
Public Relations Manager	Allen Barrett abarrett@buccaneers.nfl.com	Work: (813) 870-2700, ext. 2561
Public Relations Coordinator	Kelly Schutz kschutz@buccaneers.nfl.com	Work: (813) 870-2700, ext. 2522
Public Relations Coordinator	Chris King cking@buccaneers.nfl.com	Work: (813) 870-2700, ext. 2464
Director of Broadcast Operations	Jeff Ryan jryan@buccaneers.nfl.com	Work: (813) 870-2700, ext. 1352



RAYMOND JAMES  
LIFE WELL PLANNED.

Miller  
**Lite**

*Coca-Cola*

**Frontier**  
COMMUNICATIONS

**BUD LIGHT**

Publix

FLORIDA  
HOSPITAL

BANK of the  
OZARKS

News  
channel  
on your side **8**

*Ford*

Go Further  
southernforddealers.com



Mercedes-Benz

**DEX**  
imaging

**Level (3)**  
COMMUNICATIONS



FLORIDA CANCER  
SPECIALISTS  
& Research Institute



MOFFITT  
CANCER CENTER

**FritoLay**  
Good fun!

UnitedHealthcare

Marriott

UNITED

JOHNS HOPKINS  
MEDICINE  
JOHNS HOPKINS  
ALL CHILDREN'S HOSPITAL

Microsoft

USAA

**SNICKERS**

Good things  
come from  
**Sysco**

TECO  
PEOPLES GAS

**tervis**

CAR CREDIT  
WHERE CARS AND CREDIT GO TOGETHER

ctms  
TRAVEL

**Lazydays**  
RV

DAIRY COUNCIL  
OF FLORIDA

**P&G**

*FanDuel*

**Chevron**

**GEICO**

AIR FORCE  
RESERVE





[www.glazerfamilyfoundation.org](http://www.glazerfamilyfoundation.org)



[www.glazermuseum.org](http://www.glazermuseum.org)

In 2010, the Foundation helped create a new way for children to become lifelong learners and leaders: the Glazer Children's Museum.

The Glazer Children's Museum opened on September 25, 2010 along the waterfront in downtown Tampa. The 53,000 square-foot building is not a typical museum, but a place with activities, games and challenges that allows children to learn in an exciting, stimulating environment. The world-class facility has already hosted more than 1.2 million guests since opening in 2010 and been honored both locally and nationally for educational excellence and economic impact. In 2012, the Tampa Bay Business Journal named the Glazer Children's Museum as its Arts, Culture and Humanities "Nonprofit of the Year," while in 2016, Tripping.com listed it as one of the top 10 children's museums in the Nation.

A combination of permanent and traveling exhibits, comprehensive year-round programs and special events provide children, parents, caregivers and teachers with a rich and ever-changing atmosphere for playful learning. Kids can enjoy more than 170 unique, interactive exhibits called 'Interactivities' throughout 12 differently-themed areas committed to education and imagination. Children can pretend to be airplane pilots, cruise ship captains, construction workers, fire fighters, doctors and more in a safe, engaging environment.

Having established impactful partnerships with schools, nonprofit organizations and civic leaders, the Glazer Children's Museum serves as an invaluable resource to the community. A main attraction in downtown Tampa and a destination for local residents, regional visitors and tourists, the Museum is in a class all its own. For hours of operation, directions and more information, visit [www.GlazerMuseum.org](http://www.GlazerMuseum.org).

