

2017 TAMPA BAY BUCCANEERS

# MEDIA GUIDE



**SIEGE**  
THE  DAY

# 2017 TAMPA BAY BUCCANEERS SCHEDULE

HOME // AWAY -WEEK 11 BYE

## PRESEASON



AUG. 11 // 7:30 PM ET // WFLA  
@CINCINNATI BENGALS



AUG. 17 // 8:00 PM ET // ESPN  
@JACKSONVILLE JAGUARS



AUG. 26 // 7:30 PM ET // WFLA  
CLEVELAND BROWNS



AUG. 31 // 7:30 PM ET // WFLA  
WASHINGTON REDSKINS

## REGULAR SEASON



SEPT. 10 // 1:00 PM ET // FOX  
@MIAMI DOLPHINS



SEPT. 17 // 1:00 PM ET // FOX  
CHICAGO BEARS



SEPT. 24 // 1:00 PM ET // FOX  
@MINNESOTA VIKINGS



OCT. 1 // 4:05 PM ET // FOX  
NEW YORK GIANTS



OCT. 5 // 8:25 PM ET // CBS/NFLN/AMAZON  
NEW ENGLAND PATRIOTS



OCT. 15 // 4:05 PM ET // FOX  
@ARIZONA CARDINALS



OCT. 22 // 1:00 PM ET // FOX  
@BUFFALO BILLS



OCT. 29 // 1:00 PM ET // FOX  
CAROLINA PANTHERS



NOV. 5 // 1:00 PM ET // FOX  
@NEW ORLEANS SAINTS



NOV. 12 // 1:00 PM ET // CBS  
NEW YORK JETS



NOV. 26 // 1:00 PM ET // FOX  
@ATLANTA FALCONS



DEC. 3 // 1:00 PM ET // FOX  
@GREEN BAY PACKERS



DEC. 10 // 1:00 PM ET // FOX  
DETROIT LIONS



DEC. 18 // 8:30 PM ET // ESPN  
ATLANTA FALCONS



DEC. 24 // 1:00 PM ET // FOX  
@CAROLINA PANTHERS



DEC. 31 // 1:00 PM ET // FOX  
NEW ORLEANS SAINTS





# TABLE OF CONTENTS

## OWNERSHIP

Bryan Glazer .....	3
Joel Glazer .....	4
Edward Glazer .....	6
Darcie Glazer Kasewitz .....	7
Remembering Malcolm Glazer .....	9

## COMMUNITY

Buccaneers in the Community .....	11
-----------------------------------	----

## FRONT OFFICE & STAFF

Brian Ford .....	10
Jason Licht .....	15
Dirk Koetter .....	17
Assistant Coaches .....	20
All-Time Coaches Roster .....	41
Football Staff .....	46
Buccaneers Staff .....	61
Staff Directory .....	68
2017-18 NFL Calendar .....	71

## PLAYERS

Veterans & Draft Picks .....	71
First-Year Players & Rookie Free Agents .....	236
Alphabetical Roster .....	247
Numerical Roster .....	249
Pronunciation Guide .....	249

## 2016 REVIEW

Regular Season Statistics .....	251
Preseason Statistics .....	253
Starting Lineups .....	254
Participation Chart .....	255
Personnel Log .....	257
Game-by-Game Team Statistics .....	259
Game-by-Game Individual Statistics .....	263
Team Rankings .....	267
NFL Standings .....	268

## HISTORY

Historical Highlights .....	270
All-Time Honors .....	284
Pro Bowl Buccaneers .....	287
NFC Honors .....	288
Additional Awards .....	289
Year-by-Year Scores .....	290
Preseason Win-Loss Summary .....	311
Regular Season Win-Loss Summary .....	312
Postseason Win-Loss Summary .....	312
Team-by-Team Results .....	313
All-Time Divisional Standings .....	317
All-Time Attendance .....	319
All-Time Roster .....	320
All-Time Draft .....	337
Free Agency History .....	342
Year-by-Year Individual Leaders .....	346
Year-by-Year Records .....	354
All-Time Head Coaches Records .....	355
Home-Away Records .....	355
Starting Quarterbacks by Year .....	356
Year-by-Year Team Statistics .....	358
Franchise Milestones .....	365
Year-by-Year Season Summaries .....	366
All-Time Playoff Game Recaps .....	407
Buccaneers Super Bowl Ring .....	423

## RECORDS

Individual Records .....	425
Team Records .....	429
Opponent Individual Records .....	433
Opponent Team Records .....	434
Two-Team Records .....	436
Half-Game Records .....	436
Rookie Records .....	437
Miscellaneous Records .....	437
Career Top Tens .....	438
Season Top Tens .....	441
Playoff Records .....	444
Playoff Leaders .....	447
Top Buccaneers Performances .....	448
Top Opponent Performances .....	456
Longest Plays .....	464

## SIDELINES

Lee Roy Selmon .....	466
John McKay .....	467
Jimmie Giles .....	468
Paul Gruber .....	469
Warren Sapp .....	470
Derrick Brooks .....	471
Mike Alstott .....	472
Doug Williams .....	473
John Lynch .....	474
Malcolm Glazer .....	475
Jon Gruden .....	476
Raymond James Stadium .....	477
One Buccaneer Place .....	479
Super Bowls in Tampa .....	481
Raymond James Financial .....	483
Buccaneers Preseason Television .....	486
Buccaneers Radio Network .....	487
2016 NFL Schedule .....	488
Buccaneers.com .....	490
Buccaneers Cheerleaders .....	491
Media Information .....	492

# CREDITS

## 2017 TAMPA BAY BUCCANEERS MEDIA GUIDE

**EXECUTIVE EDITOR:** Nelson Luis

**LAYOUT AND ASSOCIATE EDITOR:** Chris King

**ASSISTANT EDITORS:** Allen Barrett, Michael Pehanich, Brooke Skelley, Scott Smith

**DESIGN ASSISTANCE:** Jason Turner, David Sharpsteen, ChappelRoberts

**EDITORIAL ASSISTANCE:** Carey Cox, Kevin Corbett, Steve Fidura, Andrew Holman, Jeff Ryan, Kim Smith, Amy Weber

**COVER DESIGN:** David Sharpsteen

**PHOTOGRAPHY:** Matt May, Mike Carlson, Jason Parkhurst, Tampa Bay Buccaneers, Associated Press, Getty Images, Pro Football Hall of Fame, Tiffany & Co., Hunt Construction Group.

Research assistance provided by Santo Labombarda from the Elias Sports Bureau and Nick Stamm from Stats, Inc.

Special thanks to all past Buccaneers Public Relations staff members who have contributed to this publication through the years.


Additional thanks to Paul Stewart of BucPower.com.



TAMPA BAY BUCCANEERS

# OWNERSHIP & ADMINISTRATION

QB | JAMEIS WINSTON



## BRYAN GLAZER CO-CHAIRMAN



Co-Chairman Bryan Glazer enters his 23rd year with the Buccaneers, working tirelessly to support the Buccaneers franchise and brand. Possessing an acute business sense, Glazer oversees many of the day-to-day operations of the club and has shaped the Buccaneers into one of the most recognizable and successful franchises in the National Football League. Over the past two decades, he has also evolved into one of Tampa Bay's top community leaders through his dedicated commitment to a variety of philanthropic endeavors.

On the field, the Buccaneers have posted 163 regular season victories and five playoff wins with seven playoff appearances under Glazer's leadership. That unprecedented level of success paints a stark contrast to the meager .300 winning percentage posted by the team prior to Glazer family ownership and included advancement to the postseason just three times from 1976-94.

Glazer and his entire family were on hand as Tampa Bay claimed its first NFL title with a 48-21 victory over Oakland in Super Bowl XXXVII on January 26, 2003, in San Diego. The Buccaneers, who were making their first appearance in the NFL's championship game, also claimed the first-ever NFC South title in 2002, then the fourth division crown in team history. Tampa Bay also took NFC South titles in 2005 and 2007.

An instrumental figure in his family's purchase of the Buccaneers in 1995, Glazer has been a driving force in improving every aspect of the club's influence, both nationally and in the Tampa Bay region.

Glazer's dedication to the Bay Area was also highlighted by his leadership in the construction of Raymond James Stadium, which successfully hosted both Super Bowl XXXV in 2001 and Super Bowl XLIII in 2009. Glazer played an integral role in helping to lure the 2009 game to Tampa Bay, speaking to NFL owners on behalf of the team and the community at the NFL League meetings in May 2005. This past offseason, Glazer once again played a major part in positioning Tampa Bay as the top option to host Super Bowl LV in 2021, when it was decided that Los Angeles would not be able to meet the criteria for hosting the game due to weather-related delays to stadium construction. At the May owners meetings, Tampa Bay was awarded the game, marking its third selection as a Super Bowl host since the Glazer family's purchase of the team. Glazer is committed to continuing to bring future Super Bowls to the area.

Glazer's innovative approach to business and penchant for thinking outside the box has resulted in many new developments for the club, including the creation of the Pewter Partners program, which rewards the Buccaneers' corporate partners with superior advertising packages and unprecedented customer service.

In addition to his business achievements, Glazer also has been involved in several vital football-related efforts directly associated to the on-the-field success experienced by the Buccaneers, certainly including, but not limited to, the team's first Super Bowl championship. Focused on providing Buccaneer players and coaches with all the resources necessary to compete for future championships, the Glazer family built a state-of-the-art indoor practice facility this past offseason at the team's headquarters at One Buccaneer Place. The new indoor facility spans more than 100,000 square feet and features a full-sized artificial turf field and more than 3,000 seats for fans to view select training camp practices.

A native of Rochester, New York, Glazer serves on the NFL's Digital Media Committee, as appointed by NFL Commissioner Roger Goodell, and he makes regular community and charitable appearances on behalf of the Glazer Family Foundation, which was honored as Foundation of the Year by the Tampa Bay Sports Commission in 2011.

The Glazer Children's Museum opened in Tampa in 2010, in large part due to the Foundation's gift of \$5 million. In addition to serving on the museum's Board of Directors, Glazer is also a member of the Moffitt Cancer Center National Board of Advisors, The Board of Directors Advisory Council for Ronald McDonald House, the Advisory Board for the Outback Bowl, and, in the spring of 2011, he served as Chairman of the American Heart Association's annual Heart Ball.

Glazer's efforts to remain connected and active in the Tampa Bay community continued in 2015 with his \$4 million gift to jump start the development of a new state-of-the-art Jewish Community Center that opened in West Tampa on December 8, 2016. The facility is named the Bryan Glazer Family JCC and serves an important role in the revitalization of the surrounding area, providing a place for families and community to come together.



In the spring of 2016, Glazer was honored with induction into the Tampa Bay Business Hall of Fame in recognition of his business achievements and community leadership in and around the Tampa Bay region.

Glazer also serves on the Board of Manchester United, which has captured five Premier League titles (2007, 2008, 2009, 2011 and 2013), as well as the 2008 Champions League title during his tenure.

Glazer earned his bachelor's degree in broadcast communications from American University in 1986, prior to completing his law degree from Whittier College School of Law in 1989. He, and his wife Shanna, reside in Tampa and welcomed a son in 2016.

## JOEL GLAZER CO-CHAIRMAN



The fast-paced and ultra-competitive environment that characterizes the National Football League is an ideal match for Joel Glazer's business acumen. These attributes have proven integral to the Buccaneers' transformation into one of the most successful franchises in the league.

Now in his 23rd season with the Buccaneers, Co-Chairman Joel Glazer, along with his brothers Bryan and Edward, oversees the day-to-day operations of the franchise, ensuring the club achieves and maintains the highest levels of success in all aspects.

The family's leadership and dedication to the team is evidenced by the Buccaneers' seven playoff berths and first-ever Super Bowl Championship under Glazer ownership. That unprecedented level of success paints a stark contrast to the meager .300 winning percentage posted by the team prior to its purchase by the Glazer family.

As Co-Chairman, Glazer's keen insight and tireless dedication continue to enhance the reputation of the Buccaneers. Glazer has passionately spearheaded a number of vital efforts throughout the years that have not only helped shape the club into a contender, but a model NFL franchise as well.

Glazer had a single vision, shared by all members of the Glazer family when they acquired the Tampa Bay Buccaneers in 1995: build a franchise from the ground up, one that would become one of the most respected and successful in the NFL. That vision was realized when Tampa Bay claimed its first NFL title with a 48-21 victory over Oakland in Super Bowl XXXVII on January 26, 2003, in San Diego. The Buccaneers, who were making their first appearance in the NFL's championship game, also claimed the first-ever NFC South title in 2002, then the fourth division crown in team history. Tampa Bay also took the NFC South in 2005 and 2007.

Glazer, promising a world-class facility, led the design development for the club's 136,320 square-foot, state-of-the-art team headquarters which opened to rave reviews in August 2006. Located mere blocks from Raymond James Stadium, One Buccaneer Place is one of the finest training facilities in the National Football League. The Glazer family continued its commitment to providing Buccaneer players with the finest training facilities available by constructing a new, state-of-the-art indoor practice facility at One Buccaneer Place this past offseason. Glazer played a vital role in the planning and construction of the 100,000-square-foot facility that features a full length artificial turf surface as well as 3,000 seats for occasional viewing of training camp practice sessions.

After the family's acquisition of the Buccaneers in 1995, Glazer began the day-to-day duties of overseeing all aspects of the organization. Since assuming his current role with the club, the Buccaneers have recorded 163 regular-season wins and five playoff victories. Tampa Bay reached the playoffs for the fourth consecutive time in 2002, the only team in the league to head to the postseason all four years from 1999-2002. In addition, the Buccaneers' have made seven playoff appearances since 1997. Prior to the Glazers' arrival, the franchise advanced to the postseason just three times in the previous 19 seasons, from 1976-94.

Since his arrival in Tampa, Glazer has directed his attention on vital elements of building a successful franchise, namely the front office and stadium. After completely reorganizing the front office and recruiting talented people from a variety of backgrounds, he worked tirelessly alongside his brother, Bryan, to build a community consensus for local approval of what would become Raymond James Stadium. The Glazers set out to design a stadium deemed worthy of a first-class organization, thereby creating a winning environment and revolutionizing fan experience and comfort. They visited approximately 25 different stadiums, drew from their experiences as fans, and ultimately shaped every detail of RJS.

A massive undertaking, the stadium opened on time and budget, earning nods as the “Crown Jewel of the NFL.” The signature element — Buccaneer Cove — features a 103-foot replica pirate ship that fires cannons to celebrate Buccaneers touchdowns. Upon its opening, Raymond James Stadium featured amenities never seen before in modern stadiums, and it continues to provide an exciting, innovative gameday experience to this day.

With the support of Glazer and his family, the Buccaneers reached an agreement in the fall of 2015 with the Tampa Sports Authority that resulted in a comprehensive renovation of Raymond James Stadium. The multi-stage renovation plan is expected to exceed \$150 million and will be completed in four phases. In recent seasons, the stadium has undergone a comprehensive overhaul of all 14 main concourse concessions locations, debuted new, state-of-the-art HD video boards in each end zone along with four HD tower video displays in each corner of the lower bowl, as well as a new, comprehensive sound system and the renovation of all luxury suites. This past offseason, featured a complete redesign of the West Stadium Club, a new team store retail location in the West Atrium, a new home team locker room for Buccaneers players, and an expansion of the highly-successful Hall of Fame Club that debuted in 2016.

Throughout the construction of Raymond James Stadium, Glazer created the sales and marketing efforts that led to record sales of season passes, club seats, and luxury suites. In addition to helping create the club's prestigious Pewter Partners corporate partnership program, Glazer's other duties include overseeing the organization's annual budgets and establishing the club's strategic planning in marketing, community relations, communications, ticketing and guest and member relations.

In March of 2014, the Glazers unveiled exciting changes to the franchise, introducing an updated logo, color scheme and uniform design, which were the result of several years of development and collaboration with Nike and NFL Properties.

Glazer represents the franchise at all NFL Owners Meetings, addressing the media with a “state of the franchise” address. He played an integral role in helping Tampa host Super Bowl XLIII in 2009. In May of 2017, when it was determined that Los Angeles would not be able to meet the criteria in time for hosting Super Bowl LV, Glazer effectively lobbied to have Tampa Bay named as the host for 2021. It marked the third time during the Glazer family's ownership that the region has been awarded a Super Bowl.

Glazer has been very active in the Tampa Bay community through the Glazer Family Foundation, which is dedicated to helping children in the Tampa Bay area through charity initiatives. The Foundation donated \$5 million toward the construction of the Glazer Children's Museum, in downtown Tampa, which opened in 2010 and was recently named one of the Top Ten Family Museums in the country by Women's Day Magazine. For its wide-reaching charitable efforts, The Tampa Bay Sports Commission named the Glazer Family Foundation the Foundation of the Year at the inaugural Sneaker Soiree held in 2011. In addition to his community efforts, Glazer has been an active member of the Super Bowl Task Force, Tampa Chamber of Commerce Board of Directors and the Outback Bowl Advisory Committee. Glazer currently sits on the NFL Finance, Media, and International Committees and has previously served on the NFL Stadium Committee.

In 2009, the Glazer family was honored with the prestigious Gonzmart Family Ambassador of the Year Award, as part of the 26th annual National Tourism Week, presented by Tampa Bay & Company. The Ambassador Award was presented to the Glazers in recognition of their efforts to help the tourism industry in the Bay Area, as well as their impact on the community overall.

Glazer also serves as Co-Chairman of Manchester United, which has captured five Premier League titles (2007, 2008, 2009, 2011 and 2013) as well as the 2008 Champions League title during his tenure. His work with the club led to his naming as one of the Top 10 most influential Americans in the United Kingdom by The Telegraph.

Glazer earned his bachelor's degree in interdisciplinary studies from American University in 1989. The Rochester, New York, native is married to Angela, and the couple has two children.

**EDWARD GLAZER**  
**CO-CHAIRMAN**  
**GLAZER FAMILY FOUNDATION, CO-PRESIDENT**

Entering his 23rd season with Tampa Bay in 2017, Co-Chairman Edward Glazer oversees many aspects of the team's day-to-day business operations.

Recognizing that the fans are of the utmost importance to the team's success, Glazer sets the tone for Tampa Bay's commitment to its fan base. In recent years, Glazer has overseen a complete overhaul of the team's marketing and sales departments, including the launch of a new Member Relations Department created exclusively for Buccaneers Season Pass Members. The department offers an array of off-the-field benefits and unparalleled customer service which has resulted in the team earning the No. 1 ranking in overall customer satisfaction among all 32 NFL clubs in four of the past five seasons.

Glazer scrutinizes every detail of the business operations at One Buccaneer Place to ensure that fans are getting the best possible Buccaneers experience and value. In an effort to make season pass membership even more accessible to fans, Glazer introduced the NFL's first 12-month interest-free payment plan.

With a focus on continually improving the gameday experience for Buccaneers fans, Glazer was instrumental in the renovation of Raymond James Stadium. The renovation is expected to exceed \$150 million and will be completed in four phases. The first phase was completed for the Buccaneers' 2014 season and included the renovation of all main level concession stands. The second phase was completed for the 2016 season and was highlighted by the installation of over 29,000 square feet of new, state-of-the-art HD video boards in each end zone, all new ribbon boards and four HD tower video displays in each corner of the stadium. Also included was the incredible new surround sound system, a complete renovation of all luxury suites and the introduction of the exclusive all-new, all-inclusive Hall of Fame Club.

Phase three of the construction was completed this past offseason in time for the 2017 season. The latest enhancements are highlighted by a completely redesigned West Stadium Club, a new team retail store, expansion of the highly successful Hall of Fame Club, and a new home team locker room. The redesigned West Stadium Club now incorporates modern style with high-end finishes and furnishings, while providing more than 60,000 square feet of total lounge space – an increase of more than 25 percent from the original event space. Additional new amenities include a centrally-located, state-of-the-art bar featuring a pair of video walls, two oversized 26-foot-by-15-foot video walls located at each end of the Club, and the installation of 178 new 4K video displays throughout the space.

In addition, during the 2017 offseason, the Buccaneers constructed a state-of-the-art indoor practice facility at One Buccaneer Place that offers players and coaches the flexibility to practice indoors during times of inclement weather. The 100,000-square foot facility features a full length artificial surface field and more than 3,000 seats for fans to view select training camp practices.

Prior to the 2014 season, the Buccaneers unveiled a new uniform created by Glazer in collaboration with Nike and the NFL. The new uniform features a bold look with custom name and number fonts as well as the first chrome facemasks on an NFL helmet. The enhanced logo – which features an enlarged flag and more menacing skull design – honors the Buccaneers' rich tradition while boldly bringing the team into the future through a modern industrial aesthetic. The team also energized its color scheme with a richer shade of pewter juxtaposed with a brighter, more vibrant shade of red, as well as more prominently featuring "Bay Orange" as a primary trim and accent color.

The Glazer family has been devoted to building a winning team from their earliest days as owners. Under the Glazers, Tampa Bay has enjoyed its most successful stretch as a franchise, posting seven playoff appearances with four division championships in addition to a world championship in Super Bowl XXXVII, a 48-21 victory over the Oakland Raiders in San Diego on January 26, 2003.

With another Super Bowl victory as the ultimate goal, the Glazers have made bold, educated moves to assemble a winning franchise. In 2014, Glazer and his siblings hired General Manager Jason Licht and in 2016 they promoted offensive coordinator Dirk Koetter to head coach. The Buccaneers have drafted key pieces of the future while extending contracts for homegrown talent and securing important free agents. In 2015, the team's draft produced four rookies who made immediate impacts as starters: quarterback Jameis Winston, offensive linemen Donovan Smith and Ali Marpet, and linebacker Kwon Alexander.



The team has also extended contracts for defensive tackle Gerald McCoy (2014) and linebacker Lavonte David (2015), ensuring that the vital core of the team's foundation for future success stays intact. In 2017, the team landed one of the most prolific playmakers available in free agency with the signing of three-time Pro Bowl wide receiver DeSean Jackson.

Away from the football field, Glazer is also heavily involved in charitable endeavors. He is Co-President of the Glazer Family Foundation and helps oversee Foundation programs that have provided Bay Area residents with millions of dollars in funding for programs, tickets, grants and in-kind contributions.

The Glazer family was previously honored with the prestigious Gonzmart Family Ambassador of the Year Award, as part of the 26th annual National Tourism Week, presented by Tampa Bay & Company. The Ambassador Award was presented to the Glazers in recognition of their efforts to help the tourism industry in the Tampa Bay Area, as well as their impact on the community overall.

The Glazer Children's Museum located in downtown Tampa opened to rave reviews, earning recognition by Women's Day Magazine as one of the Top 10 family museums in the country. For its wide-reaching efforts, the Tampa Bay Sports Commission named the Glazer Family Foundation the Foundation of the Year.

Glazer and his wife, Shari, are committed to providing aid and assistance to many causes, including the Elton John AIDS Foundation, The Crohn's and Colitis Foundation and the Zimmer Children's Museum among others. Shari Glazer serves on the board of the Museum of Contemporary Art (MOCA) in Los Angeles. Ed and Shari also launched the "B.F.F. Bear Program" which has given thousands of free teddy bears to pediatric patients at Cedars-Sinai Hospital, and the UCLA Mattel Children's Hospital.

In addition to his duties with the Buccaneers, Glazer serves on the board of the family-owned Manchester United Soccer Club – the world's most popular team with over 660 million fans worldwide. Under the Glazers' ownership, the club has won the Premier League title in five of the last 10 seasons and has also played in three Champions League final matches, winning the 2008 Champions League title. In 2016, Manchester United took home the FA Cup and in 2017 were the Europa League Winners. Glazer is also founder and CEO of US Property Trust which owns and operates real estate throughout the United States.

A proud Ithaca College alumnus, Glazer was thrilled to open the Edward and Shari Glazer Arena on the school's campus. Glazer and his wife Shari have three daughters.

## DARCIE GLAZER KASSEWITZ

### GLAZER FAMILY FOUNDATION, CO-PRESIDENT



Darcie Glazer Kasewitz has been the driving force behind many of the Tampa Bay Buccaneers' innovative, forward-thinking fan engagement and community outreach initiatives, retail activation, and facility design. She is focused on ensuring that the Buccaneers and the Glazer Family Foundation create a lasting positive impact on the Tampa Bay community.

In recent years, Kasewitz has implemented initiatives designed to strengthen the organization's connection with all segments of its fan base. In 2015, she introduced the Women of RED, a pioneering program focused on enhancing and improving the fan experience. In its highly-anticipated debut season, Women of RED was called "the tipping point for a genuine connection to fans", attracting thousands of women to major events that offered a wide variety of interactive experiences, exclusive behind-the-scenes access, and opportunities to interact with Buccaneers players and legends and current executives.

Kasewitz uses her creative expertise to leave a large impact on the Buccaneers' world-class headquarters and training facilities as well as Raymond James Stadium. She led the planning and design of the Buccaneers' new 100,000-square-foot indoor practice facility that will be completed prior to the start of the 2017 regular season.

Years prior, Kasewitz oversaw the entire interior design process for the team's 136,000-square-foot, state-of-the-art training facility and team business headquarters, which opened in August 2006 to high praise and set a new standard of excellence for training in the NFL.

Kasewitz also played a major role in the original aesthetic design of the interior of Raymond James Stadium when it opened in 1998, including the layout and finishing touches of the expansive club levels, luxury suites and the Lower Galley restaurant. She remains involved in many of the architectural design elements pertaining to premium areas of the stadium that are part of the Glazer family's ongoing multi-stage, \$150-million renovation to the stadium, as well as providing the primary vision and direction used in the design and layout of the team's new retail merchandise store at Raymond James Stadium that will debut this season.

In support of the organization's long-standing commitment to education and the Tampa Bay community, Kasewitz launched the Buccaneers Academies in 2013. Serving over 14,000 youth and 2,100 teachers in Hillsborough County, these 24 mostly Title 1 schools are officially designated a Buccaneers Academy when they receive a donated court-sized shade cover that promotes active and safe outdoor play. Each school is also provided with year-round support from Buccaneers players, cheerleaders and staff including incentive-based programs that offer engaging and motivating opportunities to learn. Kasewitz introduced the "Ticket to the Future" program in 2014 to incentivize continuing education. This ticket entitles every Buccaneers Academies student graduating fifth-grade the opportunity to interview for employment with the Buccaneers following their college graduation. Kasewitz led the team's donation of a super-sized football Buccaneers Academy shade structure to the City of Tampa in the fall of 2016 to host community events and provide valuable covered event space in the heart of downtown Tampa throughout the year.

Established in 1999, Kasewitz leads the Glazer Family Foundation by identifying and creating programs that sustain positive social and economic development for families in underserved Tampa Bay area communities. Through a lead gift, the Glazer Family Foundation provided the funding necessary to open the world-class Glazer Children's Museum in downtown Tampa as part of the Foundation's ongoing dedication to children and families. With a mission to offer a new way for children to become lifelong learners and leaders, the Children's Museum opened on September 25th, 2010. The one-of-a-kind museum instantly became the featured destination for children and families in Tampa Bay, providing 53,000-square feet of space for safe and playful learning.

Founded in 2006, the Glazer Family Foundation's highly successful Vision Program provides schoolchildren with an opportunity to have vision problems identified in school at an early age. To date, the Foundation has donated vision screening equipment to eight counties in West Central Florida. Kasewitz spearheaded the creation of The Vision Mobile, an interactive mobile eye clinic that provides critical free eye exams and prescription eyeglasses to children at Title 1 schools. Since 2009, the Vision Mobile has provided more than 80,000 eye screenings, performed over 12,000 eye exams and provided more than 10,000 pairs of eye glasses to disadvantaged children.

Over 16,000 children have been hosted at Raymond James Stadium at all Buccaneer home games since the inception of the Buccaneers Gameday For Kids program in 1999. At every game, Kasewitz meets with children from local community groups on the field prior to kickoff as part of this program. Participating students are rewarded for academic achievement and positive behavior with complimentary game tickets, food vouchers and battle flags.

In 2016, Kasewitz introduced "Bucs for a Better Bay", the organization's long-term commitment to community improvement through a wide-range of youth health and educational initiatives, family outreach, and military support.

As part of the Buccaneers' support of breast cancer awareness, Kasewitz leads the annual Treasure Chests "Finish at the 50" 5K, 10K Fun Run & Corporate Challenge, which has evolved into one of the premier events of its kind in the Tampa Bay region. The Buccaneers have raised more than \$140,000 in donations towards breast cancer awareness and patient services benefitting the American Cancer Society, Florida Cancer Specialists Foundation, the Florida Hospital Foundation and Moffitt Cancer Center.

One of the signatures of the training facility, known as One Buccaneer Place, is the Buccaneers Museum, which was designed and produced by Kasewitz. The museum brings the Buccaneers' history to life, including in-depth exhibits that tell the story of the franchise. Featured displays explore the creation of the team's uniform and logo; the history of the Tampa Bay Buccaneers Cheerleaders; the establishment of the Glazer Family Foundation; and a special display of the Lombardi Trophy and Super Bowl ring that celebrates the team's Super Bowl XXXVII victory over the Oakland Raiders. The centerpiece of the lobby display is the spectacular "Moment of Victory" sculpture, which depicts the moment when the Buccaneers were assured of their first World Championship. Kasewitz devised the concept for the sculptures as well as oversaw the design and creation of the one-of-a-kind exhibit.

In addition to her responsibilities with the Glazer Family Foundation, she has served as Co-Chairwoman of the Make-A-Wish Foundation in Palm Beach. Kasewitz also serves on the Board of Manchester United Soccer Club, which has captured six titles since the Glazer family took over the club: five Premier League titles (2007, 2008, 2009 and 2011 and 2013), as well as the 2008 Champions League title.

Kasewitz graduated cum laude with a Bachelor of Science in Psychology from American University in 1990. She earned her Juris Doctorate from Suffolk Law School in 1993 and is a member of the New York State Bar Association. Kasewitz and her husband, Joel, reside in Tampa.

# REMEMBERING MALCOLM GLAZER

## AS OWNER OF THE BUCCANEERS, HE REINVENTED A FRANCHISE AND REINVIGORATED A COMMUNITY.

The path that brought Malcolm Glazer to purchase the Tampa Bay Buccaneers in 1995 originated in his father's watch-parts business in Rochester, N.Y., where the younger Glazer started working when he was 15. It is no surprise then, that upon taking over the Buccaneers, he wanted to know exactly what made the organization tick.

Malcolm Glazer passed away on May 28, 2014 at the age of 85. During his nearly two decades as owner and president of the Buccaneers, virtually every facet of the team was closely examined and, where necessary, rebuilt. The result was a stunning turnaround for what had been one of the NFL's long-struggling franchises.

Glazer inherited a team with a .300 winning percentage during its first 19 years of existence, one with just two division titles, a single playoff win and, of course, no championship trophies. In just two years, with a new coach on the sideline and bold new uniforms on the players, a 16-year playoff drought was over. The team would move into a gorgeous new stadium the following year, and win a division title and advance to the conference championship game the year after that. By January 2003, Glazer was triumphantly holding the Lombardi Trophy over his head, grinning from ear to ear while surrounded by a team that had just defeated the Oakland Raiders in Super Bowl XXXVII.

Positive changes continued without interruption. The Buccaneers moved into a new state-of-the-art training facility and headquarters in 2006, the most advanced NFL home in the league. They won three division titles in a seven-year span. In 1997, they started a string of consecutive game sellouts at Raymond James Stadium that would last a dozen years, an unprecedented run in franchise history. Glazer also landed Super Bowls XXXV and XLIII for Tampa, the third and fourth to be played in the city. Through it all, community outreach and customer service became central organizational goals.

But Glazer's desire to understand the Buccaneers' inner gears — and have them work with maximum efficiency — went beyond new buildings and organizational charts. He was keenly interested

in the people of the organization as well. He took great pleasure in greeting each player in the locker room with a handshake before and after games. He fostered a family atmosphere at team headquarters, according to a source no less credible than Hall of Famer Derrick Brooks. Brooks was one of many longtime Buccaneers who considered Mr. Glazer not just the team's owner but a personal friend.

"I'm proud to say — and I'm glad — that he's the only owner I ever played for," said Brooks, who was a first-round draft pick in 1995, the same year Glazer arrived.



Despite the team's decade-and-a-half of struggles, Glazer immediately realized that a passionate fan base existed. The area's obsession with the Buccaneers was ready to be rekindled if the team could show an unwavering commitment to winning.

Glazer and his family did exactly that, and they did it by being pioneers in the industry, creating innovative solutions for issues at all levels of the organization. They also did it by aggressively pursuing the right people to lead the team, and then providing them with the assets they needed to succeed.

And while Glazer restored the community's belief in its team, he also reached out

to those who needed help within that community. This was of such importance to him that in 1999 he established the Glazer Family Foundation, which has since donated millions and reached countless thousands in need. A new stadium and a striking new team facility now grace the region's skyline, but a third building in downtown Tampa is just as much a part of Malcolm Glazer's legacy: The Glazer Children's Museum, which opened its doors in 2010.

Malcolm Glazer left behind his wife, Linda, in addition to six children and 14 grandchildren. His children will continue to own and operate the franchise as they have throughout the family's ownership. They will do so by following the blueprint of a visionary man and a caring leader, a man who gave the franchise a new era of enormous success by caring about how the little details worked.



## BRIAN FORD CHIEF OPERATING OFFICER



Brian A. Ford, Jr. just completed his 10th year with the organization after joining the Buccaneers in 2006 and in his role, oversees all aspects of the organization's day-to-day business operations and community involvement. He works directly with team ownership to ensure that Buccaneers fans, season pass members and corporate sponsors receive a first- in-class experience. Under Ford's leadership, the Buccaneers have consistently earned top marks among NFL teams for customer service experience, ranking No. 1 in the league's annual Voice of the Fan report for the fourth time in the past five season.

Ford is currently overseeing a comprehensive, multi-phase renovation of Raymond James Stadium that is expected to exceed \$150 million. The first stage of this project was completed in 2014 and encompassed a complete redesign of the main level concession locations. The second phase was completed for the Buccaneers' 2016 season and was highlighted by the installation of new, state-of-the-art HD video boards in each end zone and four HD tower video displays in each corner of the lower bowl, giving the stadium a total video display area of 28,416 feed – at the time, the third-largest in the NFL. Also included was a new, comprehensive sound system and concessions upgrades, in addition to the renovation of all luxury suites. The third phase of renovations – scheduled to be completed in time for the team's 2017 season – will include a completely redesigned West Stadium Club, a new team retail store, expansion of the highly successful Hall of Fame Club, and a new home team locker room. In addition to the stadium renovation project, Ford is also in charge of the planning and construction of the team's new state-of-the-art indoor practice facility which is scheduled for completion by the start of the 2017 regular season.

Prior to joining the Buccaneers, Ford was part of the team that opened Raymond James Stadium as the district manager with Fine Host Corporation in 1998. He remained in that capacity until 2006, when he began his career with the Buccaneers.

An active participant in and around the Tampa Bay area, Ford is a member of the Pediatric Cancer advisory board in addition to serving on the boards of Ronald McDonald House Charities of Tampa Bay, American Cancer Society CEOs Against Cancer, Sports Advisory Council for Special Olympics Florida, Saint Leo University Sport Business Advisory Council, and Tampa Bay Area Chiefs of Police Foundation. Ford has also been a driving force and annual participant in the team's annual Cut for a Cure event that has raised over \$110,000 for the National Pediatric Cancer Foundation over the past four years. Prior to the 2016 season, Ford also became a member of the Honorary Commander 927th Air Refueling Wing, which allows business men and women from the local community an opportunity for an up close and personal experience of the policies, programs and overall mission capability of the United States Air Force.


Ford, a native of Miramar, Florida, graduated from Florida State University in 1989 with a B.S. in business administration. He is an avid runner and triathlete and competes in numerous events each year, including a marathon each of the past 13 years as well as several 70.3 Half Ironman events over that same period.

He and his wife, Judy, live in Tampa, and have two sons, Brian III and Brandon. The couple is celebrating their 28th wedding anniversary this coming August. Judy is an active member of the Buccaneer Women's Organization, which hosts charitable functions and community service projects in Tampa Bay throughout the year. Oldest son Brian III is a senior at Florida State University while Brandon is entering his sophomore year at their parents' alma mater.

# BUCCANEERS IN THE COMMUNITY



Bucs Care Foundation is committed to improve the quality of children's lives in the Tampa Bay community by promoting health, wellness, and education.



## TREASURE CHESTS FINISH AT THE 50: 5K, 10K, FUN RUN & CORPORATE CHALLENGE

The Tampa Bay Buccaneers continue to raise awareness in the fight against breast cancer. Through efforts such as the Treasure Chests Finish at the 50, the Bucs contribute thousands of dollars annually in support of breast cancer research and patient services in the Tampa Bay community.



## SALUTE TO SERVICE

The Buccaneers celebrate service men and women with enhanced engagement activities at the Tampa International Airport USO Welcome Center that attracts more than 11,000 military families a year seeking services. Additionally, the team hosts military families at home games through a dedicated Salute to Service Suite and Hero of the Game during the season.



## BUCCANEERS ACADEMY

The Buccaneers are committed to education in underserved communities and Buccaneers Academies impact over 14,000 students and 2,100 teachers throughout Hillsborough County. Through funding from Bucs Care, 24 Title I Elementary schools receive state-of-the-art resources and programming including a custom shade cover to protect students from the sun and encourage physical activity. Our 'Ticket to the Future' program demonstrates our commitment to higher education and guarantees each Buccaneers Academy student the opportunity to interview for a full-time job with the organization upon graduation from college.

# BUCCANEERS IN THE COMMUNITY



Bucs Care Foundation is committed to improve the quality of children's lives in the Tampa Bay community by promoting health, wellness, and education.

## BUCS CARE NEUROLOGICAL RESIDENCY ROTATION



Since 2015, the Bucs Care Foundation has funded the Brain and Neurologic Training Curriculum that supports a unique neurologic residency rotation at All Children's Hospital John Hopkins Medicine. Approximately 60 All Children's Hospital Johns Hopkins Medicine pediatric residents learn about and treat a broad spectrum of pediatric issues including traumatic brain injury, concussion, stroke and epilepsy, among many other neurologic and developmental issues in the inpatient, ambulatory and rehabilitative settings. The funding for the Bucs Care Neurological Residency Rotation has been committed through 2020.

## PLAYER PROGRAMS



Tampa Bay Buccaneers players play an active role in our community through a variety of outreach programs. A distinct example are holiday initiatives such as Turkey Time with the O-Line, where the team's Offensive Lineman provide Thanksgiving meals for over 750 families each year. At the end of the year, the Defensive line provides a surprise holiday shopping spree for families in need. During the season, players participate in ticket programs that support their passions; from military families to youth mentoring.

## HOMETOWN HUDDLE



Each year, the Buccaneers close our home office to participate in the Hometown Huddle community service project where all employees participate in an improvement project in our community.



# BUCCANEERS IN THE COMMUNITY



The Glazer Family believes in creating a stronger Bay Area by supporting initiatives that enrich families, develop healthy communities, and foster the full potential of Tampa youth. The Glazer Family Foundation was established in 1999 to help identify and create programs that sustain positive social and economic development for families in underserved Tampa communities.



## GLAZER FAMILY FOUNDATION VISION MOBILE

The Glazer Family Foundation Vision Mobile is an interactive mobile eye clinic for children that travels to 60 Title I elementary schools in Hillsborough and Pinellas counties; providing vision screenings, eye exams and eyeglasses at no cost to children in underserved communities. To date over 800,000 eye exams have been administered over 10,000 eyeglasses have been distributed to students



## GLAZER CHILDREN'S MUSEUM

Opened in 2010, the mission of the Glazer Children's Museum is to create learning environments where children play, discover, and connect to the world around them with over 170 interactive exhibits, daily programming, and educational events for all children. Since opening, the Glazer Children's Museum welcomes 200,000 visitors annually.



## TAMPA BAY SPORTS COMMISSION

Since 1999, the Glazer Family Foundation has committed to supporting Bay Area amateur youth athletics. Through a significant annual donation to the Tampa Bay Sports Commission, the Glazer Family seeks to inspire future generations of young athletes and have helped more than 100 area high school athletes earn college scholarships over the last four years.


# BUCCANEERS IN THE COMMUNITY

## FAN ENGAGEMENT



### WOMEN OF RED

Women of RED is an innovative female fan engagement program focused on celebrating our female fans. RED events attract thousands of female fans and feature behind-the-scenes football centric activations.



### BUCS SQUAD

Bucs Squad is an exciting program designed to get the next generation of Bucs fans behind the bench and inside the huddle with their favorite team!

## JASON LIGHT GENERAL MANAGER



Jason Licht was named the fifth general manager in franchise history on January 21, 2014. Licht (pronounced LIGHT) owns two decades of scouting and player personnel experience with five organizations. In 21 NFL seasons, including one as a coach, the clubs that Licht has worked for have amassed a 181-155 (.539) record, nine playoff appearances, eight division championships, four conference championships and one Super Bowl title.

The 2016 season was the second consecutive year under Licht that the team's record has improved, with the Buccaneers finishing the season at 9-7, the franchise's first winning season since 2010. Leading the team was quarterback Jameis Winston, selected first overall in 2015, who set franchise records for passing yards (4,090) and passing touchdowns (28). Winston became the youngest player in NFL history to throw 50 career touchdowns, the fifth-most by a player in their first two seasons. He also has the second-most passing yards by a player in their first two seasons (8,132).

Winston was not the only reason for Tampa Bay's success in 2016. Wide receiver Mike Evans – Licht's first draft pick as the Buccaneers' general manager – had his best season, earning his first career Pro Bowl selection after finishing the year with 96 catches for 1,321 yards and 12 touchdowns. His 12 touchdown catches tied his own franchise record (set in 2014) and were tied for the second-most in the NFL in 2016. His 96 catches were the second-most in Buccaneers history and the sixth-most in the league last season, while his 1,321 yards are the third-most ever by a Buccaneers player and ranked fourth in the NFL.

The second-most popular target for Winston in 2016 was tight end Cameron Brate, who originally joined the team as a college free agent out of Harvard in 2014. After only playing in five games as a rookie, Brate has earned more playing time over the past two seasons and in 2016 started 10-of-15 games, catching 57 passes for 660 yards and eight touchdowns. His eight touchdown receptions tied for the most in the NFL by a tight end and matched a franchise record for touchdown receptions by a tight end.

Tampa Bay's 2016 free agent class had several notable additions, including punter Bryan Anger and cornerback Brent Grimes, both of whom were named Pro Bowl alternates. Anger set franchise records for both punts inside the 20 (37) and net punting average (42.7), while ranking in the top five in the NFL in both categories. Grimes tied for the team lead in interceptions with four, while leading the NFL in passes defended with 24. Also part of the free agent class was defensive end Robert Ayers Jr., who led the team in quarterback hits with 19, while ranking second in sacks with 6.5.

Another key part of Tampa Bay's defense was linebacker Kwon Alexander, a 2015 draft pick by Licht. The former LSU Tiger led the team with 145 tackles (tied for the third-most in the NFL), including 108 solo tackles, the most in the NFL. Over the past two seasons, Alexander has started at middle linebacker in all 30 games he has played in, recording 238 tackles (most of any player from the 2015 NFL Draft), 18 tackles for loss (tied for the most of any player from the 2015 NFL Draft), 16 passes defended, 6.0 sacks, three interceptions, three forced fumbles and two fumble recoveries. He is one of three players to have at least 220 tackles, 6.0 sacks and three interceptions during the last two seasons (also Lavonte David & Lawrence Timmons).

In 2015, Licht oversaw one of the most important selections in Buccaneers franchise history, as the team held the No. 1 overall pick for the first time since 1987. With that top overall pick, Licht selected Winston, who went on to establish team rookie records in nearly every passing category, including pass attempts (535), pass completions (312), passing yards (4,042), passing touchdowns (22) and passer rating (84.2). Winston was voted Pepsi NFL Rookie of the Year and earned a trip to the 2016 Pro Bowl, to go along with a selection to the PFWA All-Rookie Team.

But Winston was just the beginning of what shaped up to be one of the best drafts in Buccaneers history, as the team spent second-round selections on tackle Donovan Smith (34th overall) and guard Ali Marpet (61st overall), as well as a fourth-round pick on Alexander (124th overall). All three players were starters from Game 1 and each of them earned a spot on the PFWA All-Rookie Team, alongside Winston.

Marpet (13 starts) and Smith (16 starts) were key members of the Buccaneers offensive line that blocked for the NFL's second-leading rusher (Doug Martin – 1,402 yards) and tied for the fourth-fewest sacks allowed in the league, after ranking 29th in rushing and 29th in sacks allowed in the previous season.

Licht joined the Buccaneers in 2014, on the heels of two seasons with Arizona as the vice president of player personnel, working under general manager Steve Keim, who earned NFL Executive of the Year honors from both Pro Football Talk and Sporting News. Licht's first draft pick with Tampa Bay, wide receiver Mike Evans, was selected seventh overall in the 2014 NFL Draft and went on to have a stellar rookie season, finishing with 68 receptions for 1,051 yards and 12 touchdowns and being named to the PFWA, NFL.com, ESPN.com and Si.com All-Rookie Teams.

Licht first worked for the Cardinals in 2008 as a personnel executive, before leaving to spend three seasons as director of pro personnel with New England. He returned to Arizona in 2012 as director of player personnel before being promoted to the vice president position.

In addition, Licht's career has intersected with some of the NFL's greatest head coaches, including Don Shula, Jimmy Johnson, Bill Belichick and Andy Reid. In all, Licht has worked alongside seven head coaches who have led a team to a Super Bowl (Shula, Johnson, Belichick, Reid, Pete Carroll, Lovie Smith, Ken Whisenhunt) and seven who have won AP Coach of the Year honors in their careers (Shula, Johnson, Belichick, Reid, Smith, Dom Capers and Bruce Arians).

While with Arizona, Licht worked directly with the head coach and general manager on player acquisition and contract negotiations, as well as leading the club's scouting efforts as he oversaw both the college and pro scouting departments. The 2013 season saw the Cardinals improve to 10-6 from a 5-11 campaign the previous year.

In 2008 Arizona won the NFC West and advanced to the Super Bowl. Licht then spent three seasons (2009-11) as director of pro personnel with the New England Patriots, where he was responsible for monitoring every NFL roster with an emphasis on scouting talent of upcoming pro free agents, while also maintaining depth on New England's roster. The Patriots were AFC East champions in each of those three seasons and advanced to the Super Bowl following the 2011 campaign.

Licht spent five years with the Philadelphia Eagles (2003-07), first serving as the club's assistant director of player personnel before being promoted to vice president of player personnel for his final two seasons. The team won three NFC East titles during that span and earned a berth in Super Bowl XXXIX.

Prior to joining Philadelphia, Licht enjoyed his first stint in New England, serving as a scout and assistant director of player personnel from 1999-2002, a stretch that included a victory in Super Bowl XXXVI. He was part of a front office that drafted core pieces of the team that won three Super Bowls in four seasons, such as Damien Woody, Kevin Faulk, Tom Brady, Richard Seymour, Matt Light, and Deion Branch.

Licht began his NFL career with the Miami Dolphins in 1995, where he worked as a scouting department assistant before spending the 1996 season as an offensive assistant/quality control coach. In 1997, he worked for National Football Scouting, a college football scouting service, before joining the Carolina Panthers' scouting staff in 1998.

Licht played linebacker and guard at the University of Nebraska from 1989-91 before transferring to Nebraska-Wesleyan, where he was an all-conference defensive tackle. He and his wife, Blair, have three children: Charlie, Zoe and Theo.

## DIRK KOETTER

### HEAD COACH



Dirk Koetter was named the 11th head coach in franchise history on January 15, 2016, after serving as offensive coordinator in 2015.

In his first season as an NFL head coach, Koetter led Tampa Bay to a 9-7 record, the team's most wins since 2010 and the second-most wins by any coach in their first season with the Buccaneers (Jon Gruden – 12).

Over the past two seasons, Koetter has helped guide the Buccaneers to one of the NFL's top offenses, ranking ninth in yards per game (361.1), having the sixth-highest third-down conversion rate (42.8 pct.) and totaling the sixth-most first downs (676) during that timeframe. The Buccaneers set a franchise record for third-down conversion rate in 2016 at 43.9 pct. Tampa Bay has posted consecutive seasons with at least 5,500 yards of offense for the first time in franchise history. The team has scored at least 340 points in each of the past two seasons, the first time they have reached that mark in back-to-back years. After scoring 342 points (sixth-most in team history) and 37 touchdowns (ninth-most) in 2015, the Buccaneers increased those numbers in 2016, scoring 354 points (fourth-most) and 41 touchdowns (third-most).

In 2016, Koetter continued to help with the development of quarterback Jameis Winston, who set single-season franchise records for passing yards (4,090) and passing touchdowns (28). Winston became the youngest player to throw for 50 touchdowns in NFL history and the first player in league history to throw for at least 4,000 yards in each of his first two seasons. Winston has the second-most passing yards by any player through their first two seasons and the fifth-most passing touchdowns.

Much of Winston's success came from throwing to wide receiver Mike Evans, who earned his first career Pro Bowl nod after recording 96 catches for 1,321 yards and 12 touchdowns. His 12 touchdown receptions tied Evans' own franchise record and tied for the second-most in the NFL in 2016, while his 1,321 receiving yards were the third-most in a season in team history and the fourth-most in the league last year. Evans' 96 receptions are the second-most ever by a Buccaneer and ranked sixth in the NFL last season.

The 2016 season also saw a breakout performance from tight end Cameron Brate, who tied for the NFL lead in touchdown catches by a tight end, with eight, which matched the highest mark ever by a Buccaneers tight end (Jimmie Giles, 1985). Brate was second on the team in both receptions (57) and receiving yards (660), both of which ranked in the top 10 in Buccaneers history for tight ends.

Koetter's first season also saw a defensive improvement, with the Buccaneer recording 29 takeaways, the third-highest mark in the NFL and an improvement from 23 the previous season. After allowing 26.1 points per game in 2015 (26th in the league), the 2016 team allowed only 23.1 points per game (15th in the league). Tampa Bay punter Bryan Anger also had the best punting season in team history in 2016, setting franchise records for punts inside the 20 (37 – tied for the third-most in the NFL) and net punting average (42.7, the fourth-best mark in the NFL).

In his first season with Tampa Bay (2015), Koetter helped pilot one of the most successful offenses in the NFL and one of the best in team history. The team set the franchise records for total yards (6,014 – 357.0 per game), while posting the second-most rushing yards (2,162 – 135.1 per game), the then-second-most passing yards (3,852 – 240.8 per game), along with the then-fifth-most total points (342 – 21.4 per game). Tampa Bay ranked fifth in the NFL in yards per game (375.9), fifth in rushing yards per game (135.1) and second in the league in rush average (4.75). It marked the first time in franchise history that the Buccaneers have finished in the top five in total offense.

Much of Tampa Bay's offensive success in 2015 came at the hands of rookie quarterback Jameis Winston, who accounted for 28 total touchdowns (22 passing, six rushing). Koetter also helped guide Winston to 4,042 passing yards, which were the second-most in a single season in team history and the third-most by a rookie in NFL history. Winston's 22 passing touchdowns were tied for the fourth-most in a single season in team history and the fourth-most by a rookie in NFL history. His six rushing touchdowns and 28 combined touchdowns were the most in a single season by a Buccaneers quarterback, while his 28 total touchdowns were tied for the third-most by a rookie in NFL history.



Prior to Koetter's arrival, the Buccaneers ranked 29th in rushing and tied for 29th in sacks allowed in 2014. In 2015, under Koetter's guidance, the unit completed an impressive turnaround. Despite starting two rookies on the offensive line, Tampa Bay still managed to block for the NFL's second-leading rusher (Doug Martin – 1,402 yards) and tied for the fourth-fewest sacks in the league. While Martin was a large part of the team's success running the ball, he was aided by running back Charles Sims, who totaled 1,090 scrimmage yards (107 rushes for 529 yards, 51 catches for 561 yards). Sims averaged 6.9 yards per touch, the most by any player in the NFL with at least 150 touches since 2011 (Darren Sproles in 2011, 7.6 avg.). Martin and Sims' combined 2,566 yards from scrimmage were the most by a running back duo in the NFL in 2015 and set a franchise record for backfield teammates.

Koetter also played a key role in revamping the Buccaneers' passing game. Part of the team's success passing the ball came from targeting top wide receiver Mike Evans, who caught 74 passes for 1,206 yards. His 1,206 yards are the seventh-most in a single season in team history and stood as the 11th-most in the league in 2015. Sims' 561 receiving yards were the fourth-most by a running back in the NFL in 2015, while his four receiving touchdowns set a franchise record and tied for the second-most in the league by a running back.

Koetter joined the Buccaneers after three seasons working as the offensive coordinator for the Atlanta Falcons (2012-14). During his three seasons with Atlanta, the team cumulatively ranked second in the NFL in completion percentage (67.4), third in third-down conversion percentage (44.1), fourth in passing yards (277.2 per game), ninth in passing touchdowns (86), ninth in passer rating (93.9), 10th in points (24.0 per game) and 10th in total yardage (363.5 per game), while posting the second-fewest penalties (243) and penalty yards (2,043), seventh-fewest turnovers (69) and the ninth-lowest interception percentage (2.4) in the league. Koetter was part of the Falcons staff that went 13-3 in 2012 and played in the NFC Championship Game.

Under Koetter, Falcons quarterback Matt Ryan posted three of the four highest passing yardage seasons in franchise history to that point, as well as three of the five highest completion percentage seasons. In 2012, Ryan set then-franchise records and personal bests in passing yards (4,719), completion percentage (68.6) and passing touchdowns (32), while recording the second-highest passer rating mark in Falcons history (99.1). Atlanta wide receivers also flourished under Koetter, with Julio Jones setting a then-franchise record and ranking third in the NFL in receiving yards in 2014 with 1,593 yards. In those three seasons, the Falcons had a different player lead the team in receiving yards each season (Roddy White, 2012; Harry Douglas, 2013; Jones, 2014).

While Koetter was in charge of the Falcons' offense, he coached three players to Pro Bowl appearances (Julio Jones, 2012, 2014; Tony Gonzalez, 2012-13; Matt Ryan, 2012), with Gonzalez earning first-team All-Pro honors in 2012. In his first season with Koetter in 2012, Gonzalez set a franchise record for receiving yards by a tight end, recording 93 catches for 930 yards – the most he had recorded in either category since 2008. That same season, Jones and White combined for 2,549 receiving yards, the most by a duo in the NFL.

Prior to joining the Falcons, Koetter spent five seasons as the offensive coordinator of the Jacksonville Jaguars (2007-11). In his five years with the Jaguars, the team cumulatively ranked third in the NFL in rushing yards (132.0 per game) and sixth in rushing average (4.41). Koetter's Jacksonville offenses also showed a penchant for taking care of the football, tallying the seventh-fewest turnovers in the league during that time.

Koetter had immediate success in Jacksonville, with his 2007 team setting franchise records in points (25.7 per game, sixth in the NFL) and total offense (357 yards per game, seventh in the NFL). In his first season as the starter, quarterback David Garrard ranked third in the NFL and set a franchise record in passer rating (102.2), throwing a league-low three interceptions, while leading the team to a Wild Card playoff berth and a win over the Pittsburgh Steelers. In 2008, Garrard threw for a career-best 3,620 yards and in 2010 he tossed 23 touchdowns, a career high and a franchise record.

While with the Jaguars, Koetter coached four different players to six Pro Bowl selections, including running back Maurice Jones-Drew, who earned three trips to the Pro Bowl and led the NFL in rushing in 2010 en route to earning an All-Pro selection. Koetter also helped tight end Mercedes Lewis earn a Pro Bowl berth following the 2010 season, when Lewis caught 10 touchdown passes, then tied for the most in a season in Jaguars history.

Before joining the Jaguars, Koetter spent 22 years at the collegiate level, the final six as the head coach at Arizona State (2001-06). In his six seasons with the Sun Devils, Koetter led the team to four bowl games, posting a 40-34 record. Working as both the head coach and offensive coordinator, he helped Arizona State average nearly 30 points per game over six seasons, while ranking in the top 20 in the nation in passing offense in five of his six years. In addition, five of the six Sun Devil teams during Koetter's tenure produced a 1,000-yard receiver and quarterbacks that threw for 20 or more touchdowns in five of six seasons.

Koetter's first head coaching opportunity came at Boise State, where he spent three seasons (1998-2000), finishing with a 26-10 record and two consecutive bowl wins. He was a two-time Big West Coach of the Year and two-time conference champion.

A native of Pocatello, Idaho, Koetter played collegiately at Idaho State (1978-81), helping his team to a Division I-AA national championship as a senior. He graduated with a bachelor's degree in physical education and earned a master's in athletic administration a year later. After getting his master's, he became the head coach at Highland (Idaho) High School, where he worked from 1983-84, going 19-4 and winning the 1984 state championship.

In 1985, Koetter worked as the offensive coordinator at San Francisco State and from 1986-88 was the offensive coordinator and quarterbacks coach at the University of Texas El-Paso. He then served as offensive coordinator/quarterbacks coach at Missouri from 1989-93 and offensive coordinator at Boston College (1994-95) and Oregon (1996-97).

Koetter, 58, and his wife, Kim, have two daughters, Kaylee and Kendra, and two sons, Derek and Davis.

#### KOETTER AT A GLANCE

YEARS	POSITION
1978-81	Idaho State, Player
1983-84	Highland High School, Head Coach
1985	San Francisco State, Offensive Coordinator
1986	Texas-El Paso, Quarterbacks Coach
1987-88	Texas-El Paso, Offensive Coordinator & Quarterbacks Coach
1989-93	Missouri, Offensive Coordinator
1994-95	Boston College, Offensive Coordinator
1996-97	Oregon, Offensive Coordinator
1998-2000	Boise State, Head Coach
2001-06	Arizona State, Head Coach
2007-11	Jacksonville Jaguars, Offensive Coordinator
2012-14	Atlanta Falcons, Offensive Coordinator
2015	Tampa Bay Buccaneers, Offensive Coordinator
2016	Tampa Bay Buccaneers, Head Coach

## NATE KACZOR

### SPECIAL TEAMS COORDINATOR



Nate Kaczor (pronounced Kat-sir) enters his second season as special teams coordinator with the Tampa Bay Buccaneers in 2017.

In his first year with the team, Kaczor worked with punter Bryan Anger, who set Buccaneers records for both punts inside the 20 (37) and net punting average (42.7), with both of those ranking in the top five in the NFL in 2016. Anger and Josh Robinson were key members of a punt coverage unit that ranked fourth in the NFL in punt return average allowed, limiting opponents to just 5.3 yards per punt return. Robinson led Tampa Bay with 12 solo special teams tackles, tied for the third-most in the NFL last season.

Kaczor came to Tampa Bay having spent the past four seasons with the Tennessee Titans, the past three as the teams' special teams coordinator (2013-15) after being hired as the assistant offensive line coach in his first season (2012). In 2015, the Titans tied for the NFL lead in special teams takeaways, while in 2013 Kaczor's unit ranked in third in the league in opponent punt return average and eighth in kickoff return average.

In three seasons under Kaczor, Titans punter Brett Kern tied for the third-most punts inside the 20 (94) in the NFL. In 2015, despite punting 88 times, Kern saw only one touchback on the year. In 2014, Kern posted a net average of 40.8, a career best and a Titans franchise record. Kaczor also worked with kicker Ryan Succop, who set a career high in field goal percentage in 2015 (87.5), surpassing the career best he had established the season before.

Kaczor entered the NFL as an assistant special teams coach with the Jacksonville Jaguars, working there from 2008-11. During those four years, Jacksonville had one of the league's top special teams coverage units, allowing the lowest punt return average in the NFL (6.5 avg.) and the eighth-lowest kickoff return average (21.8 avg.). In each of Kaczor's final two seasons, Montell Owens earned Pro Bowl recognition as a special teams player.

Prior to joining the NFL, Kaczor spent 17 years coaching in college, the final two working as offensive coordinator (2007) and tight ends coach (2006) at Louisiana-Monroe. In his only season as offensive coordinator, the team ranked second in the Sun Belt Conference in rushing offense and averaged its most points scored since 1993. Before his time at Louisiana-Monroe, Kaczor spent two seasons (2004-05) as the co-offensive coordinator/tight ends coach at Idaho and four seasons as offensive coordinator/quarterbacks coach at Nebraska-Kearney (2000-03). Kaczor began his coaching career as an offensive assistant at his alma mater, Utah State, working as an offensive assistant for nine seasons (1991-99), helping the team win three conference championships.

A center at Utah State, Kaczor was a team captain, who earned all-conference honors in 1989. A native of Scott City, Kansas, he and his wife, Angie, have two children, Kaylee and Micah.

#### KACZOR AT A GLANCE

YEARS	POSITION
1987-89	Utah State, Player
1991-99	Utah State, Offensive Assistant
2000-03	Nebraska-Kearney, Offensive Coordinator/Quarterbacks Coach
2004-05	Idaho, Co-Offensive Coordinator/Tight Ends Coach
2006	Louisiana-Monroe, Tight Ends Coach
2007	Louisiana-Monroe, Co-Offensive Coordinator
2008-11	Jacksonville Jaguars, Assistant Special Teams Coach
2012	Tennessee Titans, Assistant Offensive Line Coach
2013-15	Tennessee Titans, Special Teams Coordinator
2016-	<b>Tampa Bay Buccaneers, Special Teams Coordinator</b>

## TODD MONKEN

### OFFENSIVE COORDINATOR/WIDE RECEIVERS



Todd Monken begins his second season as offensive coordinator/wide receivers coach with the Tampa Bay Buccaneers in 2017.

In 2016, the Buccaneers gained 5,542 net yards (346.4 per game), the third-most in a single season in team history, while averaging 22.1 points per game, the fourth-highest mark in franchise history. The team also gained 340 first downs, the second-highest total in a single season in team history, while converting 43.9 percent of third down attempts, which established a new franchise record and was the sixth-highest mark in the NFL.

One of the key components to Tampa Bay's offensive success in 2016 was wide receiver Mike Evans, who earned his first career Pro Bowl nod after recording 96 catches for 1,321 yards and 12 touchdowns. His 12 touchdown receptions tied Evans' own franchise record and tied for the second-most in the NFL in 2016, while his 1,321 receiving yards were the third-most in a season in team history and the fourth-most in the league last year. Evans' 96 receptions are the second-most ever by a Buccaneer and ranked sixth in the NFL last season.

Monken came to Tampa Bay from Southern Mississippi, where he spent three seasons as the school's head coach (2013-15). After taking over a program that had finished 0-12 the previous season, Monken oversaw a dramatic turnaround that turned the Golden Eagles into postseason bowl participants by the end of his third campaign. Under Monken's guidance, Southern Miss posted a 9-5 record in 2015, winning the Conference USA West division and earning an appearance in the Heart of Dallas Bowl.

In 2015, Monken's Southern Miss team ranked in the top 20 in the country in scoring offense (13th, 39.9 ppg), passing offense (12th, 329.7 ypg) and total offense (12th, 509.5 ypg), all of which ranked second in Conference USA. Monken's offense was one of the most explosive in the NCAA, with the Golden Eagles leading the nation in plays of 20+ yards (109) and ranking second in the country in plays of 30+ yards (54). He also oversaw the development of junior quarterback Nick Mullens, who set school records for passing yards (4,476), total touchdowns (41), passing touchdowns (38), completions (331) and pass attempts (521). Additionally, running backs Ito Smith and Jalen Richard each recorded at least 1,000 rushing yards and 10 rushing touchdowns, while senior wide receiver Mike Thomas set school records in receptions (71), receiving yards (1,391) and receiving touchdowns (14). The Golden Eagles had 10 players named first- or second-team All-Conference USA in 2015, up from one such selection in 2013 and two in 2014.

Before joining Southern Miss, Monken spent two seasons as the offensive coordinator and quarterbacks coach for Oklahoma State (2011-12), his second stint with the Cowboys, after having worked as the passing game coordinator and wide receivers coach from 2002-04. During his time as offensive coordinator, the team set school season records for total offensive yards, passing yards, completion percentage, points scored and passing touchdowns.

In 2012, Oklahoma State ranked in the top 10 nationally in scoring offense (4th, 44.7 ppg), total offense (5th, 548.9 ypg) and passing offense (7th, 333.4 ypg). In 2011, Monken tutored quarterback Brandon Weeden, who helped lead the Cowboys to a school-record 12 wins, while setting single-season school records in pass attempts (565), completions (409), passing yards (4,727), passing touchdowns (37) and completion percentage (72.4) and ranking in the top 10 nationally in passing yards, touchdown passes and passing efficiency. Weeden and wide receiver Justin Blackmon – the 2011 Biletnikoff Award Winner – were each first round picks in the 2012 NFL Draft. Blackmon set a school record with 121 receptions in 2011.

Prior to his second stint at Oklahoma State, Monken spent four seasons (2007-10) working as the wide receivers coach for the Jacksonville Jaguars. In his time with Jacksonville, Monken coached Reggie Williams, who set the then-team record with 10 touchdown receptions in 2007, as well as Mike Sims-Walker and Mike Thomas, both of whom had career highs in receiving yards under Monken.

Before entering the NFL, Monken served as the passing game coordinator/wide receivers coach at LSU from 2005-06, where he helped develop future first-round NFL Draft selections Dwayne Bowe and Buster Davis. He went to LSU after his first stint at Oklahoma State (2002-04).

Monken began his coaching career at Grand Valley State, spending two seasons as a graduate assistant (1989-90), before holding the same title at Notre Dame (1991-92). He then went on to Eastern Michigan, where he worked as the defensive backs/wide receivers coach (1993-97), before being elevated to the offensive coordinator/quarterbacks coach (1998-99). Prior to joining the Oklahoma State staff, Monken served as the running backs coach (2000) and the wide receivers coach (2001) at Louisiana Tech.

A native of Wheaton, Ill., Monken was a three-year letterwinner at quarterback for Knox College. He earned a bachelor's degree in economics (1989) and followed with a master's degree in education leadership from Grand Valley State. He is a member of the Knox College Athletic Hall of Fame. He and his wife, Terri, have one son, Travis.

MONKEN AT A GLANCE

YEARS	POSITION
1987-89	Knox College, Player
1989-90	Grand Valley State, Assistant
1991-92	Notre Dame, Graduate Assistant
1993-97	Eastern Michigan, Defensive Backs & Wide Receivers Coach
1998-99	Eastern Michigan, Offensive Coordinator & Quarterbacks Coach
2000	Louisiana Tech, Running Backs & Wide Receivers Coach
2000	Louisiana Tech, Wide Receivers Coach
2002-04	Oklahoma State, Passing Game Coordinator & Wide Receivers Coach
2005-06	Louisiana State, Passing Game Coordinator & Wide Receivers Coach
2007-10	Jacksonville Jaguars, Wide Receivers Coach
2011-12	Oklahoma State, Offensive Coordinator & Quarterbacks Coach
2013-15	Southern Mississippi, Head Coach
2016-	Tampa Bay Buccaneers, Offensive Coordinator/Wide Receivers Coach

MIKE SMITH  
DEFENSIVE COORDINATOR



Mike Smith begins his second season as defensive coordinator with the Tampa Bay Buccaneers in 2017.

In 2016, Smith's first season with Tampa Bay, he oversaw a defensive turnaround that had the team going from 26th in the NFL in points allowed in 2015 to 15th in the league in 2016. Smith's defense last season forced 29 takeaways, the third-highest mark in the league, including 17 interceptions, tied for the fourth-most in the NFL. The Buccaneers also held opponents to a league-low 34.4 third down percent conversion rate in 2016, the best mark by a Tampa Bay defense since 2003 and an improvement from ranking 30th in 2015. Under Smith, the Buccaneers defense posted 38 sacks last season, tied for the ninth-highest mark in the league and tied for the most by a Tampa Bay defense since 2004.

Smith's defense improved as the season progressed, allowing the fourth-fewest points per game over the final eight weeks of the season (17.1), while leading the league with 13 interceptions, tying for a league-low six touchdown passes allowed and holding opponents to a 72.9 passer rating, the second-lowest mark in the NFL during that time. Tampa Bay recorded 21 sacks during the final eight weeks of the season, tied for the fifth-most in the league during that span.

Under Smith's guidance, a number of Buccaneers players posted banner seasons. Cornerback Brent Grimes, who was named a Pro Bowl alternate in his first season with Tampa Bay, tied for the team lead in interceptions, with four, while leading the NFL in passes defended, with 24. Linebacker Lavonte David was voted as a Pro Bowl alternate while recording 17 tackles for loss, tied for the league lead. David was also one of only two players to record at least 80 tackles and 5.0 sacks (also Benardrick McKinney). Linebacker Kwon Alexander led the team in tackles, with 145, the fourth-most in the NFL, including a league-best 108 solo tackles. Tampa Bay's three safeties (Chris Conte, Bradley McDougald and Keith Tandy) combined for 207 tackles, 23 passes defended and eight interceptions. Defensive tackle Gerald McCoy earned his fifth Pro Bowl selection after leading the team with 7.0 sacks, the fourth-most by a defensive tackle.



Smith joined Tampa Bay with 16 years of NFL experience, most recently having spent seven seasons as the head coach of the Atlanta Falcons. While with Atlanta (2008-14), Smith posted a record of 66-46, tied for the seventh-most wins in the NFL during that timeframe. Named Sporting News Coach of the Year three times (2008, 2010 & 2012), Smith recorded 56 wins in his first five seasons, the second-most by a first-time head coach in NFL history. The Falcons won two NFC South division titles under Smith, while making four postseason appearances, including a trip to the NFC Conference Championship in 2012.

Under Smith's guidance, Atlanta's defense saw two top five finishes in fewest points allowed as well as interceptions (2010, 2012). Smith helped several players post career years, including defensive end John Abraham, who tallied a career-best 16.5 sacks in 2008, the third-most in the NFL, leading to a second-team All-Pro selection. Abraham earned a Pro Bowl berth and first-team All-Pro honors after notching 13.5 sacks in 2010, the fifth-most in the league. Abraham totaled 54.5 sacks in Smith's defense, the fourth-most in the NFL during that time. He also saw excellent play from his defensive backs, with CB Brent Grimes (2010/11), Thomas DeCoud (2012/13) and William Moore (2012/13) all earning Pro Bowl selections while playing for Smith.

Prior to his time in Atlanta, Smith spent five seasons (2003-07) as the Jacksonville Jaguars' defensive coordinator. With Smith's leadership, Jacksonville proved to be one of the best defenses in the NFL, allowing the fourth-fewest yards per game (300.1) and points per game (18.2) during that timeframe. Smith's defenses were equally adept at handling the run and the pass, as the team allowed the third-lowest rushing average (3.75) and fifth-fewest rushing yards (99.5 per game) and rushing touchdowns (49), while conceding the sixth-lowest passer rating (76.9) and recording the eighth-most interceptions (90).

Smith began his NFL career with the Baltimore Ravens, entering the league as a defensive assistant/defensive line coach (1999-2001), before being elevated to linebackers coach in 2002. Smith was part of the coaching staff that won Super Bowl XXXV, behind a defense that allowed only 165 points (10.3 points per game), an NFL record in a 16-game season. In his one season as linebackers coach, Smith worked with Ray Lewis, who earned All-Pro honors, and Peter Boulware, who was elected to the Pro Bowl.

Before entering the NFL ranks, Smith spent 12 seasons at Tennessee Tech (1987-98). He was the Golden Eagles' defensive coordinator for the last three seasons (1996-98), including two top 10 finishes in total defense (1997 & 1998). He joined the Tennessee Tech staff as the defensive line coach (1987) and then served as the Special Teams Coordinator from 1988-95. In his final season with the Golden Eagles, Smith was promoted to assistant head coach on top of his defensive coordinator duties.

Smith played collegiately at East Tennessee (1977-81) and was named defensive MVP twice. He and his wife, Julie, have one daughter, Logan.

#### SMITH AT A GLANCE

YEARS	POSITION
1977-81	East Tennessee, Player
1982	Winnipeg Blue Bombers (CFL), Player
1982	San Diego State, Graduate Assistant
1983-85	San Diego State, Linebackers Coach
1986	Morehead State, Defensive Line Coach
1987	Tennessee Tech, Defensive Line Coach
1988-95	Tennessee Tech, Special Teams Coordinator
1996-98	Tennessee Tech, Defensive Coordinator
1999-2001	Baltimore Ravens, Defensive Asst. & Defensive Line Coach
2002	Baltimore Ravens, Linebackers Coach
2003-07	Jacksonville Jaguars, Defensive Coordinator
2008-14	Atlanta Falcons, Head Coach
2016-	Tampa Bay Buccaneers, Defensive Coordinator

## MIKE BAJAKIAN

### QUARTERBACKS COACH



Mike Bajakian (pronounced buh-JAKE-ee-an) begins his third season as quarterbacks coach with the Tampa Bay Buccaneers in 2017.

In 2016, under Bajakian's tutelage, second-year quarterback Jameis Winston continued to develop, setting single-season franchise records for passing yards (4,090) and passing touchdowns (28). Winston became the youngest player to throw for 50 touchdowns in NFL history and the first player in league history to throw for at least 4,000 yards in each of his first two seasons. Winston has the second-most passing yards by any player through their first two seasons and the fifth-most passing touchdowns.

In his first season with the Buccaneers, Bajakian coached rookie quarterback Jameis Winston, who helped guide Tampa Bay's offense to a top five finish in the NFL and the most yards in team history. Winston finished the season completing 312-of-535 passes (58.3 pct.) for 4,042 yards, with 22 passing touchdowns and six rushing touchdowns. Winston set team rookie records for passing yards, passing touchdowns, pass attempts, pass completions and passer rating (84.2). His 4,042 passing yards were then the second-most in a single season in team history and the third-most by a rookie in NFL history. Winston's 22 passing touchdowns were then tied for the fourth-most in a single season in team history and the fourth-most by a rookie in NFL history. His six rushing touchdowns and 28 combined touchdowns were then the most in a single season by a Buccaneers quarterback, while his 28 total touchdowns were tied for the third-most by a rookie in NFL history.

Bajakian came to Tampa Bay from the University of Tennessee, where he spent the previous two seasons (2013-14) as the team's offensive coordinator. Bajakian was part of the coaching staff that helped the 2014 Volunteers earn the school's first bowl game appearance since 2010 and first bowl victory since 2007, winning the 2015 Taxslayer Bowl. Tennessee went 4-1 in the final five games of the season, behind sophomore quarterback Joshua Dobbs, who set a Tennessee single-game record for rushing yards by a quarterback in a win over South Carolina. In that same game, the team tied a school record with 35 first downs, en route to racking up 645 yards of offense, its most against an SEC opponent since 1997. During the team's 4-1 stretch to end the season, it averaged 37 points per game, including three games of at least 45 points. In his first season with Tennessee, the team rushed for 2,261 yards, its most since 2004.

Prior to joining the Volunteers, Bajakian worked as the offensive coordinator and quarterbacks coach for the University of Cincinnati (2010-12). While with the Bearcats, quarterback Zach Collaros became only the second passer in school history to throw for 6,000 yards (6,278) and 50 touchdowns (51). Cincinnati won conference titles in each of the final two seasons that Bajakian coached there, with the 2012 team leading the Big East in scoring offense, rushing offense and yards per play. The 2011 team also led the Big East in rushing, producing the Conference Offensive Player of the Year in running back Isaiah Pead. The 2010 squad led the Big East in scoring offense, total offense and passing offense.

From 2007-09, Bajakian worked as the offensive coordinator and quarterbacks coach for Central Michigan, where he had previously worked as the quarterbacks coach (2002-03). In his three seasons as the Chippewas' offensive coordinator, the team posted its three highest-scoring offenses since joining the MAC in 1975 and his offenses set or broke more than 30 school records. Led by quarterback Dan LeFevour, who ended his career with 150 touchdowns – then an NCAA FBS-record – and Antonio Brown, who set season and career marks for total receptions and 1,000-yard seasons, the Chippewas won conference championships in 2007 and 2009. LeFevour, a two-time MAC Offensive Player of the year, finished his career with 15,853 yards of total offense, then the NCAA's second-highest career total.

Bajakian has previously worked in the NFL, working with the wide receivers as the Chicago Bears offensive quality control coach for three seasons (2004-06). He was a member of the 2006 Bears team that won the NFC Championship and played in Super Bowl XLI.

In 1996, Bajakian got his start in coaching, spending two seasons (1996-97) as the quarterbacks coach and passing game coordinator for Delbarton School (Morristown, New Jersey). He also coached at Rutgers (graduate assistant/defensive backs, 1998-99), Sacred Heart (quarterbacks coach, 2000) and Michigan (graduate assistant/quarterbacks, 2000-01), before his first stint with Central Michigan in 2002.

A native of River Vale, New Jersey, Bajakian was an All-New England Small College Athletic Conference and All-ECAC quarterback at Williams College. He and his wife, Michelene, have five children: Mary, Anna, Emma, Sammy and Rose.

## BAJAKIAN AT A GLANCE

YEARS	POSITION
1992-1996	Williams College, Player
1996-97	Delbarton School, Quarterbacks & Passing Game Coordinator
1998-99	Rutgers, Graduate Assistant, Defensive Backs
2000	Sacred Heart, Quarterbacks
2000-01	Michigan, Graduate Assistant, Quarterbacks
2002-03	Central Michigan, Quarterbacks
2004-06	Chicago Bears, Offensive Quality Control, Wide Receivers
2007-09	Central Michigan, Offensive Coordinator & Quarterbacks Coach
2010-12	Cincinnati, Offensive Coordinator & QB Coach
2013-14	Tennessee, Offensive Coordinator & Quarterbacks Coach
2015-	<b>Tampa Bay Buccaneers, Quarterbacks Coach</b>

## BUTCH BARRY

### ASSISTANT OFFENSIVE LINE COACH



Butch Barry begins his third season as assistant offensive line coach with the Tampa Bay Buccaneers in 2017.

The 2016 season saw second-year players guard Ali Marpet and tackle Donovan Smith play every single snap for the Buccaneers, while third-year guard Kevin Pamphile started all 14 games he played in, after having four total starts in his first two seasons. Marpet, Pamphile and Smith, along with center Joe Hawley and tackle Demar Dotson, were the main starters for a Buccaneers offense that converted a franchise-record 43.9 percent of third down attempts, the sixth-highest mark in the NFL.

In 2015, his first season with the team, Barry assisted an offensive line that featured two rookie starters, but still managed to block for the NFL's second-leading rusher (Doug Martin – 1,402 yards) and tied for the fourth-fewest sacks allowed in the league, after ranking 29th in rushing and 29th in sacks allowed in the previous season.

Barry joined the Buccaneers from Central Michigan University, where he spent the previous five seasons coaching the offensive line (2014) and tight ends (2010-13). In 2014, Barry's unit paved the way for a 1,000-yard season by running back Thomas Rawls, a key cog in the Chippewas' offense who rushed for 1,103 yards and 10 touchdowns in only nine games. As tight ends coach, Barry headed a group that combined for 63 receptions for 644 yards and six touchdowns over 2012-13, while helping Central Michigan record another 1,000-yard rusher in Zurlon Tipton, who finished with 1,492 yards and 19 touchdowns in 2012.

Barry began his coaching career with the Chippewas as a graduate assistant in 2002-03 prior to coaching stops at Southwest Minnesota State University (2004-05), Michigan Tech University (2006-08) and North Greenville University (2009).

## BARRY AT A GLANCE

YEARS	POSITION
1996-2000	Central Michigan, Player
2002-03	Central Michigan, Graduate Assistant
2004-05	Southwest Minnesota State, Offensive Line Coach
2006-08	Michigan Tech, Offensive Line Coach (06-08) & Offensive Coordinator (07-08)
2009	North Greenville University, Offensive Coordinator/Offensive Line Coach/Recruiting Coordinator
2010-13	Central Michigan, Tight Ends Coach
2014	Central Michigan, Offensive Line Coach
2015-	<b>Tampa Bay Buccaneers, Assistant Offensive Line Coach</b>

## DAVE BORGONZI

### DEFENSIVE QUALITY CONTROL



Dave Borgonzi enters his seventh season in the NFL and his fourth with the Buccaneers, serving as the defensive quality control coach.

The 2016 season saw Borgonzi assisting a defense that forced 29 takeaways, the third-highest mark in the league, including 17 interceptions, tied for the fourth-most in the NFL. The Buccaneers also held opponents to a league-low 34.4 third down percent conversion rate in 2016. Linebacker Lavonte David was voted as a Pro Bowl alternate while recording 17 tackles for loss, tied for the league lead. Linebacker Kwon Alexander led the team in tackles, with 145, the fourth-most in the NFL, including a league-best 108 solo tackles.

In 2015, Borgonzi helped a defense that ranked in the Top 10 in yards allowed (340.4), while allowing the second-lowest rushing average in the NFL (3.45 avg.). Helping lead that defense were David (147 tackles) and Alexander (93 tackles), the top two tacklers on the team. Alexander had the most tackles by any rookie in 2015 and David ranked third in the NFL. David also had three interceptions, which led the Buccaneers and tied for the third-most among NFL linebackers.

In his first season with the Buccaneers (2014), Borgonzi assisted a defense that improved throughout the year, ranking 14th in points allowed per game and net yards allowed per game during the final 10 weeks of the season, after ranking 32nd in each category over the first six weeks, prior to the Buccaneers' Week 7 Bye.

Borgonzi joined Tampa Bay following three seasons as a coaching assistant for the Dallas Cowboys, working on the defensive side of the ball for his first two years (2011-12) – working with the secondary – before moving to offense in 2013 and helping coach the offensive line. His primary duties included assisting in weekly breakdowns and scouting reports of each opponent, while also working with the scout team during daily practices. In 2013, Borgonzi assisted an offense that finished fifth in the NFL in total points scored.

Before joining the Cowboys in 2011, Borgonzi spent five years coaching in the college ranks at Harvard (2008-10) and Syracuse (2006-07).

While at Harvard, Borgonzi served as the assistant defensive secondary coach and helped with the school's recruiting. In 2010, Harvard ranked 16th nationally in total defense. In 2009 the Crimson ranked sixth nationally in pass efficiency defense while three players were named All-Ivy League and cornerback Matthew Hanson earned Rookie of the Year honors.

Prior to coaching at Harvard, Borgonzi spent two years at Syracuse as a graduate assistant working with the secondary and defensive line. At Syracuse, Borgonzi also assisted the team with special teams and recruiting. Working for the Orange, Borgonzi earned his master's degree in education.

Borgonzi played linebacker at Amherst College (2001-2004) in Amherst, Massachusetts, where he was a three-year starter and named team captain his senior year.

Borgonzi graduated with a degree in law, jurisprudence and social thought. He is a native of Everett, Massachusetts, and is married to Alyssa. The couple have a daughter, Gianna, and a son, James.

#### BORGONZI AT A GLANCE

YEARS	POSITION
2002-05	Amherst College, Player
2006-07	Syracuse, Graduate Assistant
2008-10	Harvard, Assistant Secondary Coach
2011-13	Dallas Cowboys, Offensive/Defensive Assistant
2014-	Tampa Bay Buccaneers, Defensive Quality Control

## DANNY BREYER

### DEFENSIVE ASSISTANT



Danny Breyer enters his second season with the Tampa Bay Buccaneers in 2017 and his first as a defensive assistant.

In 2016, Breyer worked as a football analytics assistant for Tampa Bay. He got his start in the NFL working with the Miami Dolphins during the 2015 season, first in Organized Team Activities and then again during the final 10 weeks of the regular season.

Before spending time with the Dolphins, Breyer worked as an undergraduate assistant at Illinois (2009-10) and Akron (2010-11). He also worked as a defensive graduate assistant (2012) and offensive graduate assistant (2014) for the Zips, while spending the 2013 season as the assistant to the head coach at Indiana (2013), working under Kevin Wilson.

A native of Cincinnati Ohio, Breyer earned a bachelor's and a master's degree from Akron.

#### BORGONZI AT A GLANCE

YEARS	POSITION
2009-10	Illinois, Undergraduate Assistant
2010-11	Akron, Undergraduate Assistant
2012	Akron, Defensive Graduate Assistant
2013	Indiana, Assistant to the Head Coach
2014	Akron, Offensive Graduate Assistant
2015	Miami Dolphins, Coaching Assistant
2016	<b>Tampa Bay Buccaneers, Football Analytics Assistant</b>
2017-	<b>Tampa Bay Buccaneers, Defensive Assistant</b>

## MARK DUFFNER

### LINEBACKERS COACH



Mark Duffner begins his second season with the Buccaneers in 2017, as the team's linebackers coach.

In his first year with the Buccaneers, linebacker Lavonte David was voted as a Pro Bowl alternate while recording 17 tackles for loss, tied for the league lead. David was also one of only two players to record at least 80 tackles and 5.0 sacks (also Benardrick McKinney). Linebacker Kwon Alexander led the team in tackles, with 145, the fourth-most in the NFL, including a league-best 108 solo tackles.

Duffner brings a wealth of coaching experience to Tampa Bay, with 19 previous years in the NFL and 22 years in the college ranks, including 11 as a collegiate head coach. He joins the Buccaneers after most recently having coached linebackers with the Miami Dolphins (2014-15).

While with the Dolphins, Duffner helped bring Jelani Jenkins from a chiefly special teams player into a starting role, where Jenkins proceeded to lead the team with 108 tackles in 2014, becoming one of only three players in the NFL that season to record 100+ tackles, 3.5 or more sacks and two-or-more forced fumbles.

Prior to his time with Miami, Duffner spent eight seasons (2006-13) coaching linebackers with the Jacksonville Jaguars, where he helped Paul Posluszny earn a Pro Bowl selection following the 2013 season, marking the first time a Jacksonville linebacker had earned that distinction since 1999.

From 2003-05, Duffner worked with the Green Bay Packers, where he was instrumental in developing first-round draft pick Nick Barnett, who led the team in tackles for each of his three years under Duffner's instruction. In 2005, the Green Bay defense finished the season ranked first in the league against the pass and seventh overall.



Duffner's first foray into the NFL came with the Cincinnati Bengals, where he spent six seasons as linebackers coach (1997-2000) and defensive coordinator (2001-02). In his first year as coordinator in 2001, the Bengals defense allowed the unit's fewest points (309) since 1989 and fewest yards per game (302) since 1983. In addition, the defense set a franchise single-season record for sacks that year with 48, a mark that stood for 11 seasons.

In the college coaching ranks, Duffner compiled an 80-40-1 record as a collegiate head coach for both the University of Maryland (1992-96) and The College of the Holy Cross (1986-91). While with the Terrapins, Duffner led the team to their best two-season record in over a decade during his final two years, as well as seeing Maryland return to the national rankings in 199 for the first time in nine seasons. As head coach of the Crusaders, Holy Cross won five Patriot League championships, four Lambert Cups and four ECAC Team of the Year awards. Duffner's team also earned the No. 1 ranking in the final 1987 NCAA Division I-AA poll. He was named Patriot League Coach of the Year four times, while also earning National Coach of the Year honors in 1987 and 1991. Duffner's .917 winning percentage (60-5-1) was the best in school and Patriot League history when he left the program. He was inducted into The College of Holy Cross Hall of Fame in 2008.

Duffner broke into coaching as a graduate assistant at Ohio State, working under Woody Hayes from 1975-76 while he earned a master's degree. He moved on to the defensive coordinator's role at the University of Cincinnati, a position he held for four years, from 1977-80.

Originally from Annandale, Virginia, Duffner played collegiate football at William & Mary from 1972-74. He was inducted into the Tribe's Hall of Fame in 1990.

Duffner and his wife, Kathy have two daughters, Christina and Carolyn, and one son, John, as well as two granddaughters, Camilla and Ava.

DUFFNER AT A GLANCE

YEARS	POSITION
1972-74	William & Mary, Player
1975-76	Ohio State, Graduate Assistant
1977-1980	University of Cincinnati, Defensive Coordinator
1981-85	The College of the Holy Cross, Defensive Coordinator
1986-91	The College of the Holy Cross, Head Coach
1992-96	University of Maryland, Head Coach
1997-2000	Cincinnati Bengals, Linebackers Coach
2001-02	Cincinnati Bengals, Defensive Coordinator
2003-05	Green Bay Packers, Linebackers Coach
2006-13	Jacksonville Jaguars, Linebackers Coach
2014-15	Miami Dolphins, Linebackers Coach
2016-	Tampa Bay Buccaneers, Linebackers Coach

SKYLER FULTON  
OFFENSIVE ASSISTANT



Skyler Fulton enters his first full season with the Tampa Bay Buccaneers in 2017, working as an offensive assistant.

Fulton worked with the Buccaneers during the 2016 preseason as one of the team's Bill Walsh Diversity Coaching Fellows. In 2016, he also worked as the wide receivers/special teams coach for Citrus College, following a stint with Grossmont College in 2015, where he worked as the running backs coach. Fulton also spent time as a graduate assistant at Colorado (2009), working with wide receivers and helping with recruiting.

Fulton began his coaching career in 2005 as a volunteer coach at his alma mater, Arizona State. As a senior two seasons before, Fulton led the team with 10 touchdown receptions, while posting career-bests in receptions (62) and receiving yards (901). After graduating, he spent time with the Indianapolis Colts, Minnesota Vikings and Seattle Seahawks, while also playing for the Amsterdam Admirals in NFL Europe for two seasons.

In addition to his bachelor's degree, Fulton has a master's degree from Arizona State. A native of Olympia, Washington, Fulton has three sons: Jaden, Jordan and Jett.

#### GROSSI AT A GLANCE

YEARS	POSITION
2000-03	Arizona State, Player
2004	Indianapolis Colts, Player
2005	Minnesota Vikings, Player
2006-07	Seattle Seahawks, Player
2006-07	Amsterdam Admirals, Player
2009	Colorado, Graduate Assistant
2015	Grossmont College, Running Backs Coach
2016	Citrus College, Wide Receivers/Special Teams Coach
2017-	<b>Tampa Bay Buccaneers, Offensive Assistant</b>

## ZACK GROSSI

### OFFENSIVE QUALITY CONTROL



Zack Grossi enters his fourth season with the Buccaneers and first as offensive quality control, after spending the 2016 season as the assistant to Head Coach Dirk Koetter. Grossi originally joined the team as a scouting assistant in 2014 and was elevated to pro scout in 2015.

Last season, as assistant to the Head Coach, Grossi managed a variety of responsibilities pertaining to Head Coach Dirk Koetter, including the day-to-day operations of the Buccaneers coaching staff, collaboration with the team's personnel department, and player evaluations, among other duties.

As a pro scout, Grossi assisted Coordinator of Pro Scouting Rob McCartney with advance scouting of future opponents, evaluating players from all professional leagues, organizing player workouts and assisting with free agency and college evaluations.

Prior to his time with Tampa Bay, Grossi worked as an offensive graduate assistant, tight ends coach and video coordinator for his alma mater, Concord University.

A native of Tampa, Florida, Grossi earned a bachelor's degree in recreation and tourism management from Concord University in 2013. Grossi and his wife Jacqueline reside in Odessa, Florida.

#### GROSSI AT A GLANCE

YEARS	POSITION
2009-13	Concord, Player
2013-14	Concord, Offensive Graduate Assistant/Tight Ends Coach
2014-15	<b>Tampa Bay Buccaneers, Scouting Assistant</b>
2015	<b>Tampa Bay Buccaneers, Pro Scout</b>
2016-	<b>Tampa Bay Buccaneers, Assistant to the Head Coach</b>

## JAY HAYES

### DEFENSIVE LINE COACH



Jay Hayes enters his second season with the Tampa Bay Buccaneers in 2017, where he will coach the team's defensive line.

In Hayes' first season with the Buccaneers, he helped coach defensive tackle Gerald McCoy to his fifth career Pro Bowl selection, after McCoy led the team with 7.0 sacks, the fourth-most in the NFL among defensive tackles. Hayes also assisted in the development of rookie defensive end Noah Spence, who notched 5.5 sacks and three forced fumbles in his debut campaign. Another new addition to Tampa Bay's defensive line was defensive end Robert Ayers Jr., who led the team in quarterback hits with 19, while ranking second on the team in sacks with 6.5.

Hayes came to Tampa Bay following 13 seasons (2003-15) as the defensive line coach with the Cincinnati Bengals, where he helped bring about a line that in recent years has gained acclaim as one of the league's best. His unit played an important role in helping the Bengals to playoff berths in six of the past seven seasons, including five consecutive years from 2011-15.

In 2015, Cincinnati's defensive line finished the year with 37.5 of the team's 42 sacks and earned distinction as the only unit in the league to feature two players recording 10+ sacks, as defensive end Carlos Dunlap and defensive tackle Geno Atkins finished the regular season with 13.5 and 11.0, respectively. The line also contributed heavily to Cincinnati's success against the run, as the team finished seventh in the league last season, allowing 92.3 yards per game. This trend began over the final seven games of the 2014 season, where Hayes' group helped the team to allow an average of only 82.0 yards per game, second-best in the NFL during that span.

While with the Bengals, Hayes helped develop Atkins from a fourth-round pick in 2010 to one of the league's most dominant interior defenders, as the defensive tackle earned first-team All-Pro honors in 2012 and 2015 and Pro Bowl nods in 2011, 2012, 2014 and 2015.

Hayes' success with developing players led to a rare distinction in 2012, as three of his linemen won AFC Defensive Player of the Week honors. Since the inception of the awards in 1985, there had only been six prior instances of three separate winners from the same team and position group in one season.

Prior to his time with the Bengals, Hayes worked as special teams coach with the Pittsburgh Steelers from 1999-2001 and then in the same capacity with the Minnesota Vikings in 2002, where the team tied for fifth in punt coverage.

Before entering the NFL coaching ranks, Hayes spent 11 years coaching collegiately with Notre Dame, California and Wisconsin.

He played defensive end at the University of Idaho, earning all-conference honors in 1980 and 1981 before spending time in NFL camps and eventually playing professionally in the USFL for the Michigan Panthers and Memphis Showboats.

Hayes is a native of Pittsburgh, Pennsylvania, and attend South Fayette High School. He and his wife, Suzanne, have three children: son, Jesse, a former linebacker at Wisconsin; daughter, Jazmin, a former basketball player at Lafayette College; and son, Miles, a defensive back at William & Mary.

YEARS	POSITION
1978-81	University of Idaho, Player
1984	Michigan Panthers (USFL), Player
1985	Memphis Showboats (USFL), Player
1988-91	Notre Dame, Assistant Coach
1992-94	California, Assistant Coach
1995-98	Wisconsin, Assistant Coach
1999-2001	Pittsburgh Steelers, Special Teams Coach
2002	Minnesota Vikings, Special Teams Coach
2003-15	Cincinnati Bengals, Defensive Line Coach
2016-	Tampa Bay Buccaneers, Defensive Line Coach

## JON HOKE SECONDARY COACH



Jon Hoke begins his 15th season in the NFL and his second season as secondary coach with the Tampa Bay Buccaneers in 2017.

In Hoke's first season with Tampa Bay (2016), he helped coach a secondary that was responsible for 14 of the Buccaneers' 17 interceptions on the season. Cornerback Brent Grimes, who was named a Pro Bowl alternate in his first season with Tampa Bay, tied for the team lead in interceptions, with four, while leading the NFL in passes defended, with 24. Tampa Bay's three safeties (Chris Conte, Bradley McDougald and Keith Tandy) combined for 207 tackles, 23 passes defended and eight interceptions. Hoke also assisted in the development of rookie cornerback Vernon Hargreaves III, who started all 16 games for the Buccaneers, recording nine passes defended and one interception.

Hoke joined Tampa Bay after spending 2015 as the South Carolina co-defensive coordinator/defensive backs coach. Before returning to the college ranks, Hoke spent six seasons on the Chicago Bears' coaching staff (2009-14), working as the teams' defensive backs coach.

Under Hoke's tutelage, cornerbacks Tim Jennings and Charles Tillman earned four Pro Bowl selections, with Tillman being named first-team All-Pro (2012) and Jennings being named second-team All-Pro (2012). During Hoke's six seasons, Chicago tied for the fourth-most interceptions in the NFL (111) and led the NFL in interceptions returned for touchdowns, with 20.

In 2012, Tillman and Jennings were both named Pro Bowl starters, the first cornerback tandem to do so since 1988 (Hanford Dixon and Frank Minnifield, Cleveland Browns). Jennings led the NFL with nine interceptions, tied for the second-most in Bears history, while Tillman led the NFL with a career-best 10 forced fumbles. Hoke also helped guide safety Chris Harris to a second-team All-Pro selection (2010).

Prior to his time in Chicago, Hoke worked as the Houston Texans' defensive backs coach for seven seasons (2002-08), his first NFL coaching experience. During his time with the Texans, defensive backs accounted for 82.8 percent (72 of 87) of the teams' interceptions.

Before joining Houston, Hoke spent three years with the Florida Gators (1999-2001) as the teams' defensive coordinator/secondary coach, adding the title of assistant head coach in his final two seasons. Hoke started his coaching career in 1983, working as the Bowling Green secondary/special teams coach (1983-86), before moving on to San Diego State (1987-88), working as the defensive backs/special teams coach. He then spent four seasons as the defensive backs coach at Kent State (1989-93), adding the title of defensive coordinator in his final season. Hoke spent five seasons coaching defensive backs at Missouri (1994-98), before moving on to Florida.

A four-year letterman at Ball State (1976-79), Hoke was named All-MAC at defensive back and earned degrees in physical education and history. He played one season in the NFL, appearing in 11 games for the Chicago Bears in 1980. A native of Kettering, Ohio, Hoke and his wife, Jody, have four children: Mallory, Kyle and twins Kendall and Carly.

## HOKE AT A GLANCE

YEARS	POSITION
1976-79	Ball State, Player
1980	Chicago Bears, Player
1983-86	Bowling Green, Secondary/Special Teams Coach
1987-88	San Diego State, Defensive Backs/Special Teams Coach
1989-92	Kent State, Defensive Backs Coach
1993	Kent State, Defensive Coordinator/Defensive Backs Coach
1994-98	Missouri, Defensive Backs Coach
1999	Florida, Defensive Coordinator/Secondary Coach
2000-01	Florida, Assistant Head Coach/Defensive Coordinator/Secondary Coach
2002-08	Houston Texans, Defensive Backs Coach
2009-14	Chicago Bears, Defensive Backs Coach
2015	South Carolina, Co-Defensive Coordinator/Defensive Backs Coach
2016-	<b>Tampa Bay Buccaneers, Secondary Coach</b>

## DAVE KENNEDY

### STRENGTH & CONDITIONING COACH



Dave Kennedy begins his fourth season as head strength & conditioning coach with the Tampa Bay Buccaneers in 2017.

Kennedy joined the Buccaneers after five seasons with Texas A&M (2008-12). Before joining A&M, Kennedy spent four seasons with Nebraska (2004-07), the same school he got his start at in 1982 as a student assistant. He graduated in 1985 with a bachelor's degree in strength coaching and worked as an assistant for the Huskers from 1986-88.

Prior to the 1989 season, Kennedy was hired on at Ohio State, working there until 2001. During his 13 seasons with the Buckeyes he worked with many notable players, including 17 first-round NFL draft selections. Before the 1993 Holiday Bowl, Kennedy received Ohio State's Admiral's Trophy, which is voted on by the players and given to the person whose dedication, hard work and spirit most inspired the team. Kennedy also spent two seasons at Pittsburgh (2002-03).

A native of Omaha, Neb., he and his wife, Julie, have three sons: Ben, Nick and Eric.

## KENNEDY AT A GLANCE

YEARS	POSITION
1982-85	Nebraska, Student Assistant Strength Coach
1986-88	Nebraska, Assistant Strength Coach
1989-2001	Ohio State, Head Strength Coach
2002-03	Pittsburgh, Head Strength Coach
2004-07	Nebraska, Head Strength Coach
2008-12	Texas A&M, Head Strength Coach
2014-	<b>Tampa Bay Buccaneers, Head Strength &amp; Conditioning Coach</b>



## BRETT MAXIE

### DEFENSIVE BACKS COACH



Brett Maxie begins his second season as defensive backs coach with the Tampa Bay Buccaneers in 2017.

In Maxie's first season with Tampa Bay (2016), he helped coach a defensive back group that was responsible for 14 of the Buccaneers' 17 interceptions on the season. Cornerback Brent Grimes, who was named a Pro Bowl alternate in his first season with Tampa Bay, tied for the team lead in interceptions, with four, while leading the NFL in passes defended, with 24. Tampa Bay's three safeties (Chris Conte, Bradley McDougald and Keith Tandy) combined for 207 tackles, 23 passes defended and eight interceptions. Maxie also assisted in the development of rookie cornerback Vernon Hargreaves III, who started all 16 games for the Buccaneers, recording nine passes defended and one interception.

Maxie came to Tampa Bay after having spending the previous two seasons at Vanderbilt, working as the secondary coach (2014) and cornerbacks coach (2015). Prior to his time at Vanderbilt, Maxie spent two seasons with the Tennessee Titans (2012-13), serving as the defensive backs coach. Under Maxie's guidance, cornerback Alterraun Verner earned a Pro Bowl selection in 2013, after registering a career-high five interceptions and 22 passes defended, which tied for the league lead. Before joining the Titans staff, Maxie spent four seasons with the Dallas Cowboys (2008-11), as the team's defensive backs coach, helping Mike Jenkins and Terence Newman earn Pro Bowl selections in 2009.

In his one season working in Dom Capers' defense at the Dolphins in 2007, Miami fielded the fourth-best passing defense in the NFL, limiting opponents to 188.7 passing yards per game. The secondary corps also accounted for nine of the 14 team interceptions.

In three years at Atlanta (2004-06) as defensive backs coach, Maxie helped DeAngelo Hall develop into a two-time Pro Bowl (2005 & 2006) cornerback and total 10 interceptions during those seasons. The 2004 season saw the secondary score a club-record five touchdowns, including four via interception returns. He spent five seasons with the 49ers (1999-2003), including two seasons as the assistant secondary coach and the final three years as secondary coach. During a three-year period (2001-03) with the 49ers, Maxie's secondary totaled 66 interceptions – the third highest number in the NFL during that time. His first NFL coaching job came at Carolina in 1998 as a quality control coach.

Maxie started his 13-year NFL career as an undrafted safety from Texas Southern, who signed with the New Orleans Saints. During his career, he played in 153 games, including 104 starts, and recorded 23 interceptions and three touchdowns. Maxie played nine seasons (1985-93) with the Saints, one season in Atlanta (1994), two years in Carolina (1995-96) and finished his career with one year in San Francisco (1997).

A native of Dallas, Texas, Maxie and his wife, Angela, have two sons, Brett and Adam, and two daughters, Maya and Olivia. At Texas Southern, he earned his degree in Biology and was a member of Phi Beta Sigma Fraternity, Inc.

## MAXIE AT A GLANCE

YEARS	POSITION
1980-84	Texas Southern, Player
1985-93	New Orleans Saints, Player
1994	Atlanta Falcons, Player
1995-96	Carolina Panthers, Player
1997	San Francisco 49ers, Player
1998	Carolina Panthers, Quality Control & Defensive Backs Coach
1999-2000	San Francisco 49ers, Assistant Defensive Secondary Coach
2001-03	San Francisco 49ers, Defensive Backs Coach
2004-06	Atlanta Falcons, Defensive Backs Coach
2007	Miami Dolphins, Secondary Coach
2008-11	Dallas Cowboys, Defensive Backs Coach
2012-13	Tennessee Titans, Defensive Backs Coach
2014	Vanderbilt, Secondary Coach
2015	Vanderbilt, Cornerbacks Coach
2016-	<b>Tampa Bay Buccaneers, Defensive Backs Coach</b>

## CARLOS POLK

### ASSISTANT SPECIAL TEAMS COACH



Carlos Polk begins his eighth season in the NFL and his fourth season as assistant special teams coach with the Tampa Bay Buccaneers in 2017.

In his first three seasons with Tampa Bay (2014-16), Polk has helped coach one of the top punt coverage units in the NFL, allowing only 5.5 yards per punt return, the lowest mark in the NFL during that timeframe.

The 2016 season saw a banner year from punter Bryan Anger, who set Buccaneers records for both punts inside the 20 (37) and net punting average (42.7), with both of those ranking in the top five in the NFL in 2016. Josh Robinson was one of Tampa Bay's key special teams players, leading the team with 12 solo special teams tackles, tied for the third-most in the NFL.

In 2015, Polk helped coach punt returner Bobby Rainey, who was named NFC Special Teams Player of the Week in Week 5 against Jacksonville. In the contest against the Jaguars, Rainey totaled 85 punt return yards, including a career-long 58 yard return, the longest return by a Buccaneers player since 2009. Rainey's 85 punt return yards were the most for a Tampa Bay returner since 2008. Rainey finished the year ranked in the Top 10 in punt return average, punt return yards and total return yards.

Polk joined Tampa Bay following one season (2013) as a coaching intern for the Dallas Cowboys, where his primary duties included assisting with all areas of practice, breakdowns and weekly planning.

Before joining the Cowboys in 2013, Polk spent three years in San Diego (2010-12) as the special teams assistant and one year in the college ranks as a linebackers and special teams coach at Grossmont (Calif.) College (2009).

Prior to entering the coaching ranks, Polk spent eight years (2001-08) in the NFL as a linebacker and special teams player, where he compiled 120 tackles, four sacks and three forced fumbles playing for San Diego (2001-07) and Dallas (2008).

A first-team All-American linebacker at Nebraska (1997-2000), Polk played in 47 games including 23 starts in his final 23 contests. Polk finished his college career with 227 tackles, 10.0 sacks and two interceptions (one returned for touchdown).

Polk graduated with a degree in sociology from Nebraska. He is a native of Rockford, Illinois, and is married to Monique. He has two sons, Devonn and C.J., and two daughters, Deja and Miracle.

## YEARS

## POSITION

1997-2000	Nebraska, Player
2001-07	San Diego Chargers, Player
2008	Dallas Cowboys, Player
2009	Grossmont College, Linebackers and Special Teams Coach
2010-12	San Diego Chargers, Special Teams Assistant
2013	Dallas Cowboys, Coaching Intern
2014-	<b>Tampa Bay Buccaneers, Assistant Special Teams Coach</b>

## TIM SPENCER

### RUNNING BACKS COACH



Tim Spencer begins his fourth season as running backs coach with the Tampa Bay Buccaneers in 2017.

The 2016 season saw the Buccaneers go through four different starters at running back, but still manage to see success, most notably from running back Jacquizz Rodgers, who had a career-high and team-leading 560 rushing yards, including his first two career 100-yard rushing games. Spencer also assisted in the development of running back Peyton Barber, who joined the team as a college free agent and finished the year having played in 15 contests, totaling 251 yards from scrimmage, with a 44-yard touchdown run to seal a Week 7 victory at San Francisco.

In 2015, Spencer was named Pro Football Focus' "Running Backs Coach of the Year," after helping Buccaneers running back Doug Martin earn first-team AP All-Pro Honors and a trip to the Pro Bowl. Martin rushed 288 times for 1,402 yards and six touchdowns. His 1,402 rushing yards were the second-most in the NFL and the third-most in team history. His 4.87 yards per carry stand as the highest mark in the NFL by any running back with at least 250 carries since 2013 (LeSean McCoy, 5.12 on 314 carries) and is the most in team history among running backs with at least 250 carries in a season.

In addition to Martin's banner season, second-year running back Charles Sims totaled 1,090 scrimmage yards (107 rushes for 529 yards, 51 catches for 561 yards). Sims averaged 6.9 yards per touch, the most by any player in the NFL with at least 150 touches since 2011 (Darren Sproles in 2011, 7.6 avg.). Martin and Sims' combined 2,566 yards from scrimmage were the most by a running back duo in the NFL in 2015 and set a franchise record for backfield teammates. The Buccaneers finished the year rushing for 2,162 yards (135.1 per game), the second-most in a single season in team history and the fifth-most in the NFL last year.

Dealing with an injury-plagued running backs group in 2014, Spencer managed to coax performances out of all three of the main runners. Doug Martin led the team in rushing, including two performances of 90+ rushing yards in the final three games of the season. Bobby Rainey showed his versatility, rushing 94 times while catching 33 passes, averaging 5.7 scrimmage yards per touch, the second-highest average by a running back. Charles Sims, who started the season on the Injured Reserve/Designated to Return list, saw his first game action in Week 10 and, over the final eight games of the year, racked up 190 receiving yards – the seventh-highest mark by a running back during that span.

Spencer served as running backs coach for the Chicago Bears for nine seasons (2004-12). Spencer had great success tutoring Chicago's ball carriers, with individual players recording 1,000-yard rushing seasons on five different occasions (Thomas Jones – 2005-06; Matt Forté – 2008, 2010, 2012), and the team surpassing the 2,000-yard rushing mark twice (2005, 2011), marking the only two times such a feat has been accomplished in Bears history, and coming less than 100 yards shy of that mark in 2006.

Under Spencer's guidance, Forté blossomed, breaking franchise rookie records in 2008 in rushing yards (1,238), yards from scrimmage (1,715) and receptions (63) and becoming one of just one of eight rookies in NFL history to rush for 1,000-plus yards and record 50-plus receptions. In Forté's five seasons with Spencer, the running back became the first player for Chicago to record 1,000-plus yards from scrimmage in each of his first five NFL seasons, the first player in franchise history with 900 rushing yards in each of his first five seasons with the team and the first running back in franchise history with 400 receiving yards in four seasons. Forté was selected to the Pro Bowl following his 2011 campaign in which he ranked third in the NFL in scrimmage yards per game (123.9) and sixth in rushing yards per game (83.1).

During Spencer's time with the Bears, Chicago running backs claimed six of the top seven single-season reception totals at the position in team history and compiled 15,472 yards on 3,939 carries.

Spencer began his coaching career at The Ohio State University, where he tutored running backs from 1994-2003. With the Buckeyes, Spencer coached Eddie George during George's Heisman Trophy-winning season in 1995 and during the team's national championship season in 2002. He was part of three Big Ten championship teams and his position group helped an OSU offense that led the Big Ten in scoring offense and total offense in three of his 10 seasons. Including George (twice), he produced 1,000-yard rushers on six occasions.

A Buckeye running back himself, Spencer played for OSU from 1979-1982, leading the team in rushing during his final two seasons and closing his career with 3,553 yards on the ground and serving as a senior co-captain and team MVP. Spencer was the second-overall pick in the 1983 USFL draft, where he played one year each for Chicago (1983), Arizona (1984), and Memphis (1985), before playing for the San Diego Chargers (1985-90), where he was a four-year starter at fullback.

Spencer and his wife, Gilda, have two sons, Cole and Evan.

## SPENCER AT A GLANCE

YEARS	POSITION
1979-82	Ohio State, Player
1983	Chicago Blitz (USFL), Player
1984	Arizona Wranglers (USFL), Player
1985	Memphis Showboats (USFL), Player
1985-90	San Diego Chargers, Player
1994-2003	Ohio State, Running Backs Coach
2004-12	Chicago Bears, Running Backs Coach
2014-	<b>Tampa Bay Buccaneers, Running Backs Coach</b>

## PAUL SPICER ASSISTANT DEFENSIVE LINE



Paul Spicer begins his third season as assistant defensive line coach with the Tampa Bay Buccaneers in 2017.

The 2016 season saw Spicer assist defensive line coach Jay Hayes with the development of rookie defensive end Noah Spence, who notched 5.5 sacks and three forced fumbles in his debut campaign. Spicer also helped coach free agent signing Robert Ayers Jr., who led the team in quarterback hits with 19, while ranking second on the team in sacks with 6.5. Defensive tackle Gerald McCoy was also named to his fifth consecutive Pro Bowl.

In his first season with Tampa Bay (2015), Spicer helped coach a unit that anchored Tampa Bay's run defense, which ranked second in the NFL in yards per carry allowed (3.45), while ranking 10th in sacks per pass play. Tampa Bay totaled 38 sacks in 2015, the team's most since 2004. The defensive line was headed by defensive tackle Gerald McCoy, whose 8.5 sacks led the team and were the fourth-most by a defensive tackle in the NFL. McCoy earned his fourth consecutive Pro Bowl invitation following the 2015 season.

Spicer entered the league as a player with the Detroit Lions in 1999, before spending the majority of the next nine seasons (2000-08) with the Jacksonville Jaguars, including being named the team's Ed Block Courage Award recipient in 2005. He earned a Super Bowl XLIV championship with the New Orleans Saints in his final year (2009).

During his playing career, Spicer played in 115 games with 63 starts, totaling 259 tackles, 28.5 sacks, 16 passes defended, seven forced fumbles, four fumble recoveries and one interception. Spicer also spent time with the Saskatchewan Rough Riders of the Canadian Football League (1998-99) and the Frankfurt Galaxy of NFL Europe (2001-02).

After his playing career concluded, Spicer spent one season (2010) as assistant defensive line coach for Bartram Trail High School (Saint Johns, Florida), before joining the Jaguars, where he worked as the assistant defensive line coach for two seasons (2011-12). Spicer has also worked as a coach for the East-West Shrine Bowl from 2012-14.

A native of Indianapolis, Spicer attended the College of DuPage (Glen Ellyn, Illinois), before transferring to Saginaw Valley State. He graduated from the University of Phoenix in 2013, with a degree in business management. He and his wife, Shariffa, have five children: Asha, Daniel, Laura, Paul Jr. and Amirah.

### SPICER AT A GLANCE

YEARS	POSITION
1994-96	College of DuPage, Player
1996-98	Saginaw Valley State, Player
1998-99	Saskatchewan Rough Riders (CFL), Player
1999	Detroit Lions, Player
2000-08	Jacksonville Jaguars, Player
2001-02	Frankfurt Galaxy (NFL Europe), Player
2009	New Orleans Saints, Player
2010	Bartram Trail High School, Assistant Defensive Line Coach
2011-12	Jacksonville Jaguars, Assistant Defensive Line Coach
2013	Jackson State, Defensive Line Coach
2015-	<b>Tampa Bay Buccaneers, Assistant Defensive Line Coach</b>

## BEN STEELE

### TIGHT ENDS



Ben Steele begins his first season as tight ends coach in 2017, after spending the previous three seasons as offensive quality control coach with the Tampa Bay Buccaneers.

Steele will be taking over a unit that features tight end Cameron Brate, who tied for the NFL lead in touchdown catches by a tight end, with eight, which matched the highest mark ever by a Buccaneers tight end (Jimmie Giles, 1985). Brate was second on the team in both receptions (57) and receiving yards (660), both of which ranked in the top 10 in Buccaneers history for tight ends.

The 2016 season saw Steele assisting a Buccaneer offense that gained 5,542 net yards (346.4 per game), the third-most in a single season in team history, while averaging 22.1 points per game, the fourth-highest mark in franchise history. The team also gained 340 first downs, the second-highest total in a single season in team history, while converting 43.9 percent of third down attempts, which established a new franchise record and was the sixth-highest mark in the NFL.

In 2015, Steele assisted with an offense that set the franchise record for total yards (6,014 – 357.0 per game), while posting the second-most rushing yards (2,162 – 135.1 per game) and second-most passing yards (3,852 – 240.8 per game), along with the fifth-most total points (342 – 21.4 per game). Tampa Bay ranked fifth in the NFL in yards per game (375.9), fifth in rushing yards per game (135.1) and second in the league in rush average (4.75). It marked the first time in franchise history that the Buccaneers have finished in the top five in total offense.

Steele joined the team following a season as tight ends coach and recruiting coordinator for UC-Davis (2013). Prior to his time with the Aggies, Steele spent two seasons (2011-12) at the University of California, as an administrative assistant for Cal's offensive staff. He also worked two years with the University of Colorado as an operations and recruiting assistant (2009) and graduate assistant (2010), as well as spending a year at his alma mater, Mesa State (now known as Colorado Mesa) as an offensive assistant coach (2008).

Steele played professionally from 2001-07 with the San Francisco 49ers, Oakland Raiders, Minnesota Vikings, Seattle Seahawks, Green Bay Packers and Houston Texans. He joined the NFL following two seasons at Mesa State where he was an All-Rocky Mountain Athletic Conference honoree. He spent his first two collegiate seasons at Fort Lewis College prior to transferring to Mesa State.

Steele graduated with a bachelor's degree in mass communications, with an emphasis in broadcasting and received master's credit in 2006 while attending the NFL's Executive Business Program at the Harvard Business School. He is married to Rachel. The couple have two daughters, Cora and Elise.

## STEELE AT A GLANCE

YEARS	POSITION
1997-98	Fort Lewis College, Player
1999-2000	Mesa State, Player
2001-02	San Francisco 49ers, Player
2002	Oakland Raiders, Player
2003	Seattle Seahawks, Player
2003-04	Minnesota Vikings, Player
2004-05	Green Bay Packers, Player
2006-07	Houston Texans, Player
2008	Mesa State, Offensive Assistant
2009	Colorado, Operations and Recruiting Assistant
2010	Colorado, Graduate Assistant
2011-12	California, Offensive Administrative Assistant
2013	UC Davis, Tight Ends Coach and Recruiting Coordinator
2014-	Tampa Bay Buccaneers, Offensive Quality Control

## JOE VAUGHN

### ASSISTANT STRENGTH & CONDITIONING COACH



Joe Vaughn enters his sixth season with the Tampa Bay Buccaneers in 2017, where he serves as assistant strength and conditioning coach.

Vaughn joined the Buccaneers prior to the 2012 season following stints working with the strength and conditioning programs at University of Kansas and the University of Oklahoma. He originally joined the staff at Kansas as a graduate assistant strength coach in 2006, following a standout two-year playing career with the Jayhawks during which time he garnered All-Big 12 Second Team honors, was named the 2003 Big 12 Offensive Newcomer of the Year and the 2004 KU Offensive MVP.

Vaughn then worked as an assistant strength coach with the Sooners from January-June 2007 before finding his way back to Kansas in a full-time role.

A native of Del City, Oklahoma, Vaughn earned his bachelor's degree in applied behavioral science. He is married to Rachel Vaughn.

## VAUGHN AT A GLANCE

YEARS	POSITION
2001-02	Northeastern Oklahoma University, Player
2003-04	University of Kansas, Player
2006	University of Kansas, Graduate Assistant
2007	University of Oklahoma, Assistant Strength and Conditioning Coach
2007-11	University of Kansas, Assistant Strength and Conditioning Coach
2012-	Tampa Bay Buccaneers, Assistant Strength and Conditioning Coach



**CHAD WADE****ASSISTANT STRENGTH & CONDITIONING COACH**

Chad Wade begins his fourth season as assistant strength and conditioning coach with the Tampa Bay Buccaneers in 2017.

Wade joined the team following 18 years (1996-2013) at the University of Nebraska. During that time Wade served as the assistant strength coach and strength coach for the men's and women's basketball teams, as well as helped coordinate workouts for the football team.

Wade graduated from Nebraska Wesleyan University with a bachelor's degree in sports management and minor in psychology (1996). He also was a member of the football team for two years (1992-94). Wade earned the designation of Master Strength and Conditioning Coach from the Collegiate Strength and Conditioning Coaches Association in 2013. Wade is married to Amber and the couple has three children, Burgess, William and Jet.

**WADE AT A GLANCE**

YEARS	POSITION
1992-94	Nebraska Wesleyan, Player
1996-2013	Nebraska, Assistant Strength & Conditioning Coach
2014-	<b>Tampa Bay Buccaneers, Assistant Strength &amp; Conditioning Coach</b>

**GEORGE WARHOP**  
**OFFENSIVE LINE COACH**


George Warhop enters his fourth season with the Buccaneers in 2017, after spending the first two seasons as the offensive line coach before adding the title of run game coordinator in 2016.

The 2016 season saw second-year players guard Ali Marpet and tackle Donovan Smith play every single snap for the Buccaneers, while third-year guard Kevin Pamphile started all 14 games he played in, after having four total starts in his first two seasons. Marpet, Pamphile and Smith, along with center Joe Hawley and tackle Demar Dotson, were the main starters for a Buccaneers offense that converted a franchise-record 43.9 percent of third down attempts, the sixth-highest mark in the NFL. Warhop also oversaw the Buccaneers running game, which featured running back Jacquizz Rodgers recording his first two career 100-yard rushing games and a career-best 560 rushing yards on the season.

In 2015, Warhop coached an offensive line that featured two rookie starters and only one holdover from the previous year — left guard Logan Mankins, who earned a Pro Bowl berth following the 2015 season. These changes helped the Buccaneers put together one of the top offensive lines in the NFL, with the team blocking for the NFL's second-leading rushing (running back Doug Martin — 1,402 yards) and 2,162 team rushing yards — the fifth-most rushing yards in the NFL and the second-most in a season in team history. Tampa Bay's offensive line also allowed only 27 sacks, tied for the fourth-fewest in the league.

Warhop joined the Buccaneers after five seasons with Cleveland (2009-13) as the offensive line coach. While with the Browns, Warhop coached tackle Joe Thomas to Pro Bowl and All-Pro honors each season. Warhop also helped center Alex Mack to an all-rookie selection in 2009, while also earning Pro Bowl berths in 2010 and 2013, with a second-team All-Pro selection in 2013.

Prior to joining Cleveland, Warhop spent four seasons with San Francisco (2005-08), helping running back Frank Gore record three consecutive 1,000-yard seasons, including a franchise-record 1,695 in 2006. Warhop joined the 49ers after two seasons with Dallas (2003-04), where he helped tackle Flozell Adams and guard Larry Allen earn Pro Bowl berths each year.

Warhop got his start in the NFL as an assistant offensive line coach with St. Louis (1996-97) before becoming the offensive line coach in Arizona (1998-2002). Before entering the NFL, Warhop spent 11 seasons as a collegiate coach at Kansas (1984-86), Vanderbilt (1987-89), New Mexico (1990-91), Southern Methodist (1993) and Boston College (1994-95). Warhop also spent two seasons as a coach for the London Monarchs in NFL Europe (1991-92).

A former center at the University of Cincinnati, Warhop got his start in coaching as a student assistant at his alma mater in 1983.

#### WARHOP AT A GLANCE

YEARS	POSITION
1979-1980	Mount San Jacinto College, Player
1981-1982	University of Cincinnati, Player
1983	Cincinnati, Student Assistant Coach
1984-85	Kansas, Graduate Assistant
1986	Kansas, Assistant Offensive Line Coach
1987-88	Vanderbilt, Tackles and Tight Ends
1989	Vanderbilt, Offensive Line Coach
1990	New Mexico, Offensive Line Coach
1991-92	London Monarchs (NFL Europe), Offensive Coordinator
1993	Southern Methodist, Offensive Line Coach
1994-95	Boston College, Offensive Line Coach
1996-97	St. Louis Rams, Assistant Offensive Line Coach
1998-2002	Arizona Cardinals, Offensive Line Coach
2003-04	Dallas Cowboys, Offensive Line Coach
2005-08	San Francisco 49ers, Offensive Line Coach
2009-13	Cleveland Browns, Offensive Line Coach
2014-	<b>Tampa Bay Buccaneers, Offensive Line Coach</b>

## ANDREW WEIDINGER

### ASSISTANT WIDE RECEIVERS/ GAME MANAGEMENT



Andrew Weidinger enters his second season with Tampa Bay in 2016, working as the Buccaneers' assistant wide receivers coach/game management, after holding an offensive quality control position in 2015.

Weidinger joined the Buccaneers after eight seasons with the Atlanta Falcons (2007-14). He got his start with the Falcons working as a personnel scout in 2007, before working as the assistant to the Head Coach/offense for four seasons (2008-11).

In 2012, Weidinger was named offensive assistant, working with an Atlanta offense that ranked in the top 10 in points per game and passing yards per game. Weidinger worked as the offensive assistant for three seasons (2012-14).

Before joining Atlanta, Weidinger spent seven seasons working at the University of Arizona (2000-07), serving in a number of positions, including Assistant Director of Football Operations.

Weidinger earned a degree in political science in May of 2004 and completed his master's degree in Information Resources and Library Sciences in May of 2007. He interned with the Falcons in the 2006 preseason.

#### WEIDINGER AT A GLANCE

YEARS	POSITION
2000-07	University of Arizona, Asst. Director of Football Operations
2007	Atlanta Falcons, Personnel Scout
2008-11	Atlanta Falcons, Assistant to the Head Coach
2012-14	Atlanta Falcons, Offensive Assistant
2015	<b>Tampa Bay Buccaneers, Offensive Quality Control</b>
2016-	<b>Tampa Bay Buccaneers, Assistant Wide Receivers/Game Management</b>

# ALL-TIME COACHES ROSTER

Brian Angelichio	Tight Ends	2012-13
Marcus Arroyo	Quarterbacks	2014
Mark Asanovich	Strength and Conditioning	1996-01
Wendell Avery	Offensive Assistant	1999-00
<b>Mike Bajakian</b>	<b>Quarterbacks</b>	<b>2015-</b>
Joe Baker	Defensive Backs	2009
	Linebackers	2010-11
<b>Butch Barry</b>	<b>Assistant Offensive Line</b>	<b>2015-</b>
Joe Barry	Linebackers	2001-06, 2009
Tom Bass	Linebackers	1977
	Defensive Coordinator/Linebackers	1978-80
	Defensive Coordinator	1981
Jeremy Bates	Offensive Quality Control	2002-03
	Assistant Quarterbacks	2004
Jim Bates	Defensive Coordinator	2009
Maxie Baughan	Linebackers	1992-95
Larry Beightol	Offensive Line	1987-88
Leeman Bennett	Head Coach/Vice President	1985-86
Tim Berbenich	Offensive Quality Control	2006-07
	Assistant Running Backs	2008
	Assistant Wide Receivers	2009-11
Richard Bisaccia	Special Teams	2002-05
	Special Teams Coordinator	2006-07
	Associate Head Coach/Special Teams & Running Backs	2008
	Associate Head Coach/Special Teams Coordinator	2009-10
John Bobo	Offensive Assistant	1987-88
	Offensive Line	1989-90
<b>Dave Borgonzi</b>	<b>Defensive Quality Control</b>	<b>2014-</b>
Bob Bostad	Offensive Line	2012-13
Casey Bradley	Defensive Quality Control	2006
	Linebackers	2007-08
Tommy Brasher	Defensive Line	1990
<b>Danny Breyer</b>	<b>Defensive Assistant</b>	<b>2017-</b>
Greg Brown	Offensive Aide	1985-86
Kippy Brown	Running Backs	1995
Willie Brown	Wide Receivers	1976, 1978
	Running Backs	1977
Fred Bruney	Assistant Head Coach/Defensive Coordinator	1990
John Brunner	Offensive Moderator	1984
Greg Burns	Defensive Backs	2006
Jay Butler	Head Strength and Conditioning	2012-13
Earnest Byner	Running Backs	2012-13
Gill Byrd	Cornerbacks	2014-15
Jim Caldwell	Quarterbacks	2001
Louis Campbell	Defensive Assistant	1989
Bob Casullo	Tight Ends	2007-08
George Chaump	Running Backs	1979-81
Clyde Christensen	Tight Ends	1996-98
	Quarterbacks	1999-00
	Offensive Coordinator	2001
Michael Christianson	Assistant Offensive Line/Offensive Quality Control	2002
Ken Clarke	Defensive Line	1994-95
Bill Clay	Defensive Assistant	1987
Joel Collier	Offensive Assistant	1990
Ron Cooper	Defensive Backs	2012
Mark Cotney	Defensive Aide	1986

PERSONNEL

PLAYERS

2016 IN REVIEW

HISTORY

RECORDS

SIDELINES

Bryan Cox	Defensive Front Seven	2012
	Pass Rush Specialist	2013
Johnny Cox	Defensive Quality Control	2008
Larry Coyer	Assistant Head Coach/Defensive Line	2007
	Assistant Head Coach	2008
Sylvester Croom	Running Backs	1987-90
Joe Cullen	Defensive Line	2014-15
David Culley	Wide Receivers	1994-95
Joe Diange	Strength and Conditioning	1984-86
Boyd Dowler	Receivers	1980-82
	Quarterbacks	1983-84
Mike DuBose	Defensive Line	1987-89
<b>Mark Duffner</b>	<b>Linebackers</b>	<b>2016-</b>
Tony Dungy	Head Coach	1996-01
Les Ebert	Strength and Conditioning Assistant	1999-01
Herman Edwards	Assistant Head Coach/Defensive Backs	1996-00
Frank Emanuel	Special Teams	1982
	Kicking Teams	1983
Jon Embree	Tight Ends	2014-16
Ejiro Evero	Defensive Quality Control	2007-09
Jeff Fitzgerald	Defensive Assistant	1990-92
	Defensive/Offensive/Administrative Assistant	1993
P.J. Fleck	Wide Receivers	2012
Chris Foerster	Offensive Line	1996-01
Wayne Fontes	Secondary	1976-81
	Defensive Coordinator/Secondary	1982-83
	Assistant Head Coach/ Defensive Coordinator/Secondary	1984
Jethro Franklin	Defensive Line	2006
Bob Fraser	Linebackers	2012
	Assistant Defensive Coordinator	2013
Jerry Frei	Offensive Line	1976-77
Dennis Fryzell	Special Teams	1976-77
<b>Skyler Fulton</b>	<b>Offensive Assistant</b>	<b>2017-</b>
Phil Galiano	Assistant Special Teams	2012-13
John Garrett	Wide Receivers	2013
Joe Gibbs	Offensive Coordinator/Offensive Backs	1978
Abe Gibron	Defensive Coordinator/Defensive Line	1976
	Chief Assistant/Defensive Line	1977-80
	Defensive Line	1981-84
Garrett Giemont	Strength and Conditioning	2003-05
Bob Gilmartin	Assistant Strength and Conditioning	2012-13
Doug Graber	Defensive Coordinator/Secondary	1987-89
Dennis Green	Strength and Conditioning Assistant	1992
<b>Zack Grossi</b>	<b>Offensive Quality Control</b>	<b>2017-</b>
Jay Gruden	Offensive Assistant	2002-08
Jim Gruden	Running Backs	1982-83
Jon Gruden	Head Coach	2002-08
Nathaniel Hackett	Offensive Quality Control	2006-07
Paul Hackett	Quarterbacks	2005-07
Jeff Hafley	Assistant Defensive Backs	2012
	Safeties	2013
Ray Hamilton	Defensive Line Assistant	1991
Tim Harkness	Receivers	1991
<b>Jay Hayes</b>	<b>Defensive Line</b>	<b>2016-</b>
Andrew Hayes-Stoker	Wide Receivers	2014-15
Kim Helton	Offensive Line	1983-86
<b>Jon Hoke</b>	<b>Secondary</b>	<b>2016-</b>

Tim Holt	Offensive Assistant	2010
	Assistant Offensive Line	2011
Skip Husbands	Offensive Line	1976-78
Harold Jackson	Wide Receivers	1992-93
Jeff Jagodzinski	Offensive Coordinator	2009
Bill Johnson	Offensive Line	1979-82
Kent Johnston	Strength and Conditioning	1987-91
<b>Nate Kaczor</b>	<b>Special Teams Coordinator</b>	<b>2016-</b>
<b>Dave Kennedy</b>	<b>Head Strength and Conditioning</b>	<b>2014-</b>
Chris Keenan	Assistant Strength and Conditioning	2009-11
Eddie Khayat	Defensive Line	1992-93
Monte Kiffin	Defensive Coordinator	1996-2008
Joe Kines	Outside Linebackers	1987-88
	Linebackers	1989-90
<b>Dirk Koetter</b>	<b>Offensive Coordinator</b>	<b>2015</b>
	<b>Head Coach</b>	<b>2016-</b>
Bill Kollar	Kicking Teams	1984
Aaron Komarek	Strength and Conditioning Assistant	1996-99
Aaron Kromer	Senior Assistant	2005
	Senior Assistant/Offensive Line	2006-07
Phil Krueger	Offensive Backs	1976
	Research and Development	1977-78
	Assistant to the President/Special Teams	1979-80
Hank Kuhlmann	Offensive Coordinator/Running Backs	1991
Jimmy Lake	Assistant Defensive Backs	2006-07
	Defensive Backs	2010-11
Don Lawrence	Defensive Line	1985-86
Bob Ligashesky	Special Teams Coordinator	2012
Dale Lindsey	Linebackers	1991
Steve Logan	Running Backs	2009-11
Alan Lowry	Special Teams/Tight End	1991
Steve Loney	Assistant Offensive Line	2012-13
Tem Lukabu	Defensive Assistant	2012-13
Johnnie Lynn	Defensive Backs	1994-95
Pete Mangurian	Offensive Line	2009-10
Richard Mann	Wide Receivers	2002-08
	Assistant Head Coach/Wide Receivers	2009
Joe Marciano	Special Teams	1996-01
Rod Marinelli	Defensive Line	1996-01
	Assistant Head Coach/Defensive Line	2002-05
Larry Marmie	Senior Defensive Assistant	2014-15
Carl Mauck	Offensive Line	1991
<b>Brett Maxie</b>	<b>Defensive Backs</b>	<b>2016-</b>
Ben McDaniels	Offensive Assistant	2012-13
John McKay	Head Coach/Vice President	1976-84
Keith Millard	Defensive Line	2011
Ron Middleton	Tight Ends/Assistant Special Teams	2004-06
Randy Melvin	Defensive Line	2012-13
<b>Todd Monken</b>	<b>Offensive Coordinator/Wide Receivers</b>	<b>2016-</b>
Mike Morris	Strength and Conditioning Assistant	2002-05
	Head Strength and Conditioning	2006-08
Pat Morris	Offensive Line	2011
Raheem Morris	Defensive Quality Control	2002
	Defensive Assistant	2003
	Assistant Defensive Backs	2004-05
	Defensive Backs	2007-08
	Head Coach	2009^-11
Chris Mosley	Assistant Offensive Line	2009
	Assistant Defensive Line	2010

Bill Muir	Offensive Coordinator/Offensive line	2002-08
Mike Mularkey	Quality Control	1994
	Tight End	1995
Chip Myers	Receivers	1983-84
Tony Nathan	Running Backs	1996-01
Hardy Nickerson	Linebackers	2014-15
Robert Nunn	Defensive Line	2009
Bill Nelsen	Quarterback and Receivers	1977, 1979
	Quarterbacks	1978, 1980-82
Kevin O'Dea	Defensive Assistant	1996-00
	Offensive Assistant	2001
	Special Teams Coordinator	2014-15
Tony Oden	Cornerbacks	2013
Ray Oliver	Strength and Conditioning	1992
Greg Olson	Quarterbacks	2008
	Offensive Coordinator/Quarterbacks	2009
	Offensive Coordinator	2010-11
Johnny Parker	Strength and Conditioning	2002
Stan Parrish	Quarterbacks	2002-03
Herb Paterra	Inside Linebackers	1987-88
Willie Peete	Running Backs	1992-94
Ray Perkins	Head Coach/V.P.-Football Operations	1987-90*
Floyd Peters	Defensive Coordinator/Defensive Line	1991
	Defensive Coordinator	1992-94
Tyrone Pettaway	Defensive Quality Control	2011
Mike Phair	Assistant Defensive Line	2014
<b>Carlos Polk</b>	<b>Assistant Special Teams</b>	<b>2014-</b>
Ricky Porter	Offensive Assistant	1996
Tom Pratt	Defensive Line	1995
Jim Pyne	Offensive Quality Control	2003-04
Vic Rapp	Running Backs	1985-86
John Rauch	Offensive Coordinator/Quarterbacks	1976
Jimmy Raye	Offensive Coordinator/Quarterbacks	1985-86
	Senior Offensive Assistant	2012
Dick Roach	Defensive Backs	1985-86
Alfredo Roberts	Tight Ends	2009-11
Brad Roll	Strength and Conditioning	1993-95
Tom Schertz	Offensive Assistant	1991
Greg Schiano	Head Coach	2012-13
Turk Schonert	Quarterbacks	1992-95
Larry Seiple	Receivers	1985-86
Steve Shafer	Defensive Backs	1991-93
Dan Shamash	Quality Control to the Head Coach	2012-13
Kyle Shanahan	Offensive Quality Control	2004-05
Bill Sheridan	Defensive Coordinator	2012-13
Doug Shively	Defensive Coordinator/Linebackers	1985
John Shoop	Quarterbacks	2004
Mike Shula	Offensive Assistant	1988-89
	Quarterbacks	1990
	Offensive Coordinator	1996-99
Kurtis Shultz	Assistant Strength and Conditioning	2006-08
	Head Strength and Conditioning	2009-11
Harry Smith	Strength Coach	1976-79
Lovie Smith	Linebackers	1996-00
	Head Coach	2014-15
Mikal Smith	Safeties	2014-15
<b>Mike Smith</b>	<b>Defensive Coordinator</b>	<b>2016-</b>
Miles Smith	Intern Coach	2014
	Defensive Quality Control	2015



Robb Smith	Linebackers	2013
<b>Tim Spencer</b>	<b>Running Backs</b>	<b>2014-</b>
Jim Stanley	Defensive Coordinator	1986
Les Steckel	Offensive Coordinator	2000
<b>Ben Steele</b>	<b>Offensive Quality Control</b>	<b>2014-16</b>
	<b>Tight Ends</b>	<b>2017-</b>
George Stewart	Special Teams/Tight Ends	1992-94
	Special Teams	1995
Rodney Stokes	Special Teams	1987-90
Byron Storer	Assistant Special Teams	2010-11
Grady Stretz	Defensive Line	2011
Dwayne Stukes	Special Teams Quality Control	2008
	Assistant Defensive Backs	2009-10
	Special Teams Coordinator	2011
Mike Sullivan	Offensive Coordinator	2012-13
Jeff Tedford	Offensive Coordinator	2014
Ricky Thomas	Offensive Assistant	1997-98
	Tight Ends	1999-01
Rusty Tillman	Defensive Coordinator	1995
Howard Tippet	Linebackers/Special Teams	1981, 1985-86
	Linebackers	1982-84
Mike Tomlin	Defensive Backs	2001-05
Marc Trestman	Quarterbacks	1987
Ron Turner	Quarterbacks	2012
Art Valero	Tight Ends	2002-03
	Running Backs	2004-05
	Assistant Head Coach/Running Backs	2006-07
Alex Van Pelt	Quarterbacks	2010-11
<b>Joe Vaughn</b>	<b>Assistant Strength and Conditioning</b>	<b>2012-</b>
Dick Voris	Linebackers	1976
Dave Wannstedt	Special Teams Coordinator	2013
<b>George Warhop</b>	<b>Offensive Line</b>	<b>2014-</b>
Todd Wash	Defensive Quality Control	2007
	Defensive Line	2008-10
Morris Watts	Quarterbacks	1991
<b>Andrew Weidinger</b>	<b>Offensive Quality Control</b>	<b>2015</b>
	<b>Assistant Wide Receivers/Game Management</b>	<b>2016-</b>
Matt Wiegand	Assistant Offensive Line	2014
Chris Wiesehan	Offensive Assistant	2005
Alan Williams	Defensive Assistant	2001
Charlie Williams	Wide Receivers	1996-01
Richard Williamson	Wide Receivers	1987-89
	Assistant Head Coach/Wide Receivers	1990
	Head Coach	1990-91**
Kirby Wilson	Running Backs	2002-03
Richard Wood	Defensive Assistant	1991
Joe Woods	Defensive Quality Control	2004-05
Sam Wyche	Head Coach/Director of Football Operations	1992-95
Bob Wylie	Offensive Line	1992-95
Eric Yarber	Wide Receivers	2010-11
George Yarno	Assistant Offensive Line	2008

\* Ray Perkins was head coach for the first 13 games of 1990

\*\* Richard Williamson was named head coach with three games remaining in 1990

^Raheem Morris was named defensive coordinator on December 25, 2008 prior to being promoted to head coach on January 17, 2009

## JOHN SPYTEK DIRECTOR OF PLAYER PERSONNEL



John Spytek enters his second season with the Buccaneers in 2017 as the Director of Player Personnel.

In his first season with Tampa Bay, Spytek worked with General Manager Jason Licht to help bring in a notable free agent class, featuring punter Bryan Anger and cornerback Brent Grimes, both of whom were named Pro Bowl alternates. Anger set franchise records for both punts inside the 20 (37) and net punting average (42.7), while ranking in the top five in the NFL in both categories. Grimes tied for the team lead in interceptions with four, while leading the NFL in passes defended with 24. Also part of the free agent class was defensive end Robert Ayers Jr., who led the team in quarterback hits with 19, while ranking second in sacks with 6.5.

Spytek also assisted Licht with the 2016 NFL Draft, which was highlighted by the selections of cornerback Vernon Hargreaves III in the first round and defensive end Noah Spence in the second round. Hargreaves started all 16 games for the Buccaneers, registering 76 tackles, nine passes defended, a forced fumble and an interception. Spence played in all 16 games and ranked third on the team in sacks, with 5.5.

Prior to joining Tampa Bay, Spytek spent three seasons with the Denver Broncos, where he worked as Southwest area scout in 2013, before being elevated to national scout, a position he held for two years (2014-15). The Broncos' 37 regular season and 42 overall wins were the most in the NFL over that three-year span, culminating in a Super Bowl 50 victory on February 7, 2016.

Before joining the Broncos, Spytek spent three seasons (2010-12) as the Cleveland Browns' director of college scouting. While with the Browns, Spytek assisted in drafting six players who earned PFW/PFWA All-Rookie Team honors and five players who were selected to a Pro Bowl.

Spytek began his player personnel career working as an intern with the Philadelphia Eagles in 2005, earning a full-time college scouting assistant position in 2006 and spending three years as a college/pro scout from 2007-09. His first job in the NFL was as an operations intern with the Detroit Lions in 2004.

In his career, Spytek has worked with a number of top-level executives and coaches, including John Elway, Mike Holmgren and Andy Reid. Elway has helped guide the Broncos to two Super Bowl appearances and a victory in Super Bowl 50 in his six seasons since joining the team as Executive Vice President of Football Ops/General Manager. Holmgren, who spent 17 years as a head coach with the Green Bay Packers (1992-98) and Seattle Seahawks (1999-2008), helped guide his teams to 12 playoff berths, eight division titles and three Super Bowl appearances, including a victory in Super Bowl XXXI. Reid, a former AP Coach of the Year award winner, has totaled 173 career wins as a head coach, tied for the 11th-most in NFL history.

John and his wife, Kristen, serve as vice president and president, respectively, of the National CMV Foundation ([nationalcmv.org](http://nationalcmv.org)). They founded the organization in 2014 to educate families about congenital CMV, a virus that ultimately claimed the life of their 21-month old daughter, Evelyn, in 2014. The couple is also parents to Jack and Thomas.

A native of Pewaukee, Wisconsin, Spytek played linebacker at Michigan from 1999-2002, earning a bachelor's degree in general studies and a master's in sports management.

## MIKE BIEHL DIRECTOR OF COLLEGE SCOUTING



Mike Biehl enters his fourth season with Tampa Bay in 2017, working as the team's director of college scouting, where he is responsible for coordinating and compiling evaluations of all draft-eligible players, while overseeing the entire college scouting staff.

In the 2016 NFL Draft, Biehl worked with General Manager Jason Licht, helping bring in cornerback Vernon Hargreaves III (11th overall), who started all 16 games for Tampa Bay as a rookie, recording nine passes defended and one interception, while earning PFWA All-Rookie Honors. Biehl and Licht also selected defensive end Noah Spence, who contributed 5.5 sacks and three forced fumbles in his debut campaign.

Biehl assisted Licht in the 2015 NFL Draft, where the team held the first overall pick, used to select quarterback Jameis Winston, who earned Pepsi NFL Rookie of the Year and a PFWA All-Rookie Team selection, while setting nearly every rookie passing record in Buccaneers history. The 2015 draft also saw Tampa Bay select tackle Donovan Smith (34th overall), guard Ali Marpet (61st overall) and linebacker Kwon Alexander (124th overall), all of who earned a spot on the PFWA All-Rookie Team alongside Winston.

Biehl came to the Buccaneers with 16 seasons of NFL experience, including 13 seasons with the San Diego Chargers (2001-13). Biehl worked as the club's assistant director of college scouting for six seasons (2008-13), after being promoted from college scout (2001-07), where he scouted the Midwest region of the country. Over that span, the Chargers had the eighth-most wins in the NFL, won five AFC West division championships and made six playoff appearances.

Prior to his time with the Chargers, Biehl spent three seasons (1998-2000) working in the Buffalo Bills' personnel department, during which time the Bills had the NFL's sixth-best record and qualified for the playoffs twice.

A native of Champaign, Illinois, Biehl attended Illinois State University, where he earned a bachelor's degree in finance and a master's in sports management.

Mike and his wife, Kim, have two children: son Nathan, and daughter Kendall.

## MIKE GREENBERG DIRECTOR OF FOOTBALL ADMINISTRATION



Mike Greenberg enters his eighth season with the Buccaneers and fifth as director of football administration, having spent the previous two seasons as the coordinator of football administration, after originally joining the club as player personnel assistant in 2010.

Greenberg works directly with General Manager Jason Licht on all aspects of the salary cap, contract negotiations, compliance with the NFL's Collective Bargaining Agreement, as well as the club's financial and strategic planning. He also oversees budgeting for all football operations, including the coaching, scouting, video, athletic training, equipment, strength and conditioning and player development departments.

In his role as Director of Football Administration, Greenberg has overseen long-term contract extensions for both linebacker Lavonte David and defensive tackle Gerald McCoy, each of whom have earned All-Pro and Pro Bowl honors during their time with Tampa Bay.

Greenberg joined the Buccaneers after working with the New York Jets as a football administration intern in 2008 and 2009. He also spent time working as a law clerk for the National Football League's Management Council and as a summer associate at Jaspan Schlesinger LLP.

Greenberg graduated with honors from Cornell University in 2007 with a Bachelor of Science degree in policy analysis and management, and with a Juris Doctor from Hofstra University School of Law in 2010. He also was the research editor for the Hofstra Law Review. Greenberg is licensed to practice law in New York and New Jersey.

In 2017, Greenberg was inducted into the John F. Kennedy (Bellmore, New York) High School Hall of Fame. He and his wife, Ilana, have one son, Hank. They reside in Tampa.

## SHELTON QUARLES DIRECTOR OF FOOTBALL OPERATIONS



After spending 10 seasons (1997-2006) establishing himself as one of the best linebackers in Buccaneers history, Quarles joined Tampa Bay's front office. This season, Quarles enters his fourth year as director of football operations, after spending two seasons as director of pro scouting, a title he earned after two years as coordinator of pro scouting and four years as a pro scout for Tampa Bay.

In his current role, Quarles works directly with the head coach and general manager in organizing day-to-day operations of the team, while assisting with roster management and contract negotiations, advising the pro personnel department on advance scouting and overseeing all player travel and transportation.

While operating as director of pro scouting, Quarles was in charge of handling the team's pro personnel staff and evaluating players. Working as the coordinator of pro scouting, Quarles was responsible for coordinating the advance scouting of the Buccaneers opponents as well as organizing player workouts. During his time as a pro scout, Quarles' responsibilities included the in-season scouting of Buccaneers opponents and all NFL free agents. He also participated in the scouting and evaluation of the Tampa Bay roster. In 2007, his first season in the front office, Quarles helped guide the Buccaneers to the NFC South division title. In 2010, Quarles helped the Buccaneers to a 10-6 record, finding multiple players via free agency and waivers that made significant contributions to the team.

During his 10 seasons on the field, Quarles helped lead the Buccaneers to three division titles (1999, 2002 and 2005) while also earning a world championship following the 2002 season in Super Bowl XXXVII. He also made his first Pro Bowl appearance in 2002 as a member of the top-ranked defensive unit in the NFL. Overall, Quarles was a member of a Buccaneers defense that ranked first in the NFL in total defense on two occasions (2002 and 2004) and finished the season in the Top 10 in eight of his 10 years as a player.

Quarles' decade of service left its mark on the Buccaneers' record book. His 148 career games played and 113 career starts as a Buccaneer rank eighth and ninth, respectively, in team history. He also ranks fourth in team annals with 985 career tackles, including a career-high and team-best 196 tackles in 2005, the third-highest total in a single season in team history. Quarles played all three linebacker positions during his career and is the first and one of only two players in team history to record a touchdown and a safety (also Rondé Barber) during their career. In 1999, he posted a team-record 31 special teams tackles and in 2001, Quarles recorded the longest play in team history with a 98-yard interception return for a touchdown. He also earned numerous awards during his playing career, including the NFL Unsung Hero Award in 2002, the Buccaneers Man of the Year Award in 2004 and the Ed Block Courage Award in 2006.

Quarles was, and remains, one of the most philanthropic figures in the Tampa Bay area. Since its inception in 2004, the Shelton Quarles' IMPACT Foundation has had the mission of benefiting at-risk children, youth and their families by providing assistance, programs and events designed to build self-esteem, provide unique life changing opportunities and help them to set and achieve their life goals. The IMPACT Foundation has raised over \$500,000 and impacted the lives of over 3,000 at-risk single-parent families in the Tampa Bay Area.

Shelton Quarles' IMPACT Foundation's signature program is the Home Blitz, formerly known as Mothers' Day Miracles. At-risk single-parent families are nominated for the Home Blitz program and once selected, they receive a complete home makeover. This makeover, valued at over \$40,000 for each family, includes furniture, home décor, interior design services, lawn care, supplies, food and more. Each family is sent away on an all-expense paid vacation as their home is being transformed.

Quarles and his IMPACT Foundation host several fundraising events throughout the year. Shelton Quarles' Celebrity Waiter Night gives guests a chance to have their order taken, drinks poured, dinner served and dessert delivered by Quarles and some of Tampa's well-known celebrities and sports figures. Quarles also hosts the Transitions Championship Celebrity Pro-Am, which benefits his IMPACT Foundation. For more information on Shelton Quarles' IMPACT Foundation, please visit [www.sheltonquarles.org](http://www.sheltonquarles.org).

Quarles has also participated in many charitable endeavors through the Buccaneers organization. In the 2011 offseason, along with former Buccaneers Mike Alstott, the late Lee Roy Selmon and Doug Williams, Quarles signed autographs at a local mall to help raise funds and awareness for the earthquake victims in Haiti. Together, the group helped raise over \$125,000 for the Red Cross. In 2007, he walked the runway for the "Fashion Funds the Cure" fashion show to benefit the Pediatric Cancer Foundation and that same year, Quarles traveled with three other NFL players to visit U.S. troops at military bases throughout the Persian Gulf as part of the NFL-USO program.

Upon Quarles' retirement, Florida Governor Charlie Crist named him as chairman of the Tampa Bay Area Regional Transportation Authority, a position in which he served from September 2007 to September 2009. As chairman, Quarles led a seven-county, 15-member board that had a stated goal of building a transportation master plan to tackle the significant transportation issues facing the greater Tampa Bay area. He stepped down from this responsibility in order to dedicate his full time and attention to the Buccaneers. Quarles also served on the Board of Directors for Tampa General Hospital (2009-2016) and also sits on the Celebration of Literacy Committee as an Honorary Host Committee member for Celebration of Reading. He was named the Trailblazer of Our Children's Future by the Hillsborough County Sheriff's Office and won the Tower of Achievement Award for outstanding leadership and contributions by the USF Area Community Civic Associations.

An avid golfer, in the spring of 2009, Quarles was part of the winning foursome in the Transitions Championship Pro-Am at Innisbrook.

Quarles is married to Damaris and the couple resides in Tampa with their daughter, Gabriela Nicole, and sons, Shelton Eugene Jr. and Carlos Antonio.

## ROB MCCARTNEY DIRECTOR OF PRO SCOUTING



Rob McCartney enters his seventh season with the Buccaneers and second as director of pro scouting, after two seasons as the team's pro scouting coordinator.

As director of pro scouting, McCartney oversees the Buccaneers pro personnel staff and advance reports, along with the evaluation of opponents, pro leagues, free agents and trade prospects.

McCartney spent the 2014 season as a national scout, following two seasons as a pro scout, a title he earned after being elevated from a pro personnel assistant.

While working as a national scout, McCartney was responsible for scouting top college prospects east of the Mississippi River. As a pro scout, McCartney assisted Tampa Bay's pro personnel department, including organizing player workouts.

McCartney came to Tampa Bay after working as a player personnel intern for the Pittsburgh Steelers organization from 2009-10 and as a summer intern in the player personnel department from 2006-08.

McCartney graduated from the University of South Carolina in 2009 with a Bachelor of Science degree in sport and entertainment management. Rob and his wife Kristi reside in Tampa.

## SHANE SCANNELL PRO SCOUT



Shane Scannell enters his third season with the Buccaneers and his second as a pro scout, after spending the 2015 season as a scouting assistant.

In Scannell's current role, he assists Director of Pro Scouting Rob McCartney with advance scouting of upcoming opponents, evaluating players from all professional leagues, organizing player workouts and assisting with free agency and college evaluations.

While working as one of the team's scouting assistants, Scannell helped in player evaluations, organizing and executing free agent workouts and draft preparations.

Scannell played football collegiately at Wesleyan University and graduated with a bachelor's degree in sociology. A native of Mawah, New Jersey, he played high school football at Don Bosco. He currently resides in Tampa.

## ALEX SMITH PRO SCOUT



Alex Smith enters his first season as a pro scout with the Tampa Bay Buccaneers in 2017.

In 2016, Smith worked with the Tampa Bay personnel department during training camp as part of the Nunn-Wooten Scouting Fellowship. In his role, he will assist Director of Pro Scouting Rob McCartney with advance scouting of upcoming opponents, evaluating players from all professional leagues, organizing player workouts and assisting with free agency and college evaluations.

Smith is a former NFL tight end who was selected by the Buccaneers in the third round (71st overall) of the 2005 NFL Draft. During his 11-year career, he also spent time with Philadelphia (2009), Cleveland (2010-12), Cincinnati (2013-14) and Washington (2015). He finished his career with 124 games played (57 starts), catching 163 passes for 1,473 yards and 13 touchdowns.

A native of Denver, Colorado, Smith played collegiately at Stanford. His father, Edwin, played defensive end for the Denver Broncos from 1973-76. Smith is married to Angela and has twin boys, Amari and Aiden.



## BYRON KIEFER NATIONAL SCOUT



Byron Kiefer enters his 13th season overall and third as a national scout with the Buccaneers. Kiefer spent the previous nine seasons working as an area scout. He has been a part of two NFC South division championships (2005 and 2007) in Tampa Bay.

Previously, Kiefer was the Buccaneers' National Football Scouting representative, in which his focus was scouting players in the Southeast as well as working with the NFL combine, where he helped the NFL select invitees to the annual event.

He began his career with the Buccaneers as a pro personnel assistant in 2005. In this role, Kiefer assisted in daily transactions and coordinated player tryouts. He also assisted in scouting other pro leagues, including NFL Europa, CFL and AFL.

Prior to joining the Buccaneers, Kiefer worked in the University of South Florida football office during the 2003 season, assisting with football operations and recruiting. He also worked as a trade support associate at Raymond James Financial from 2003-05.

Kiefer graduated from Mercer University in 2003, where he was a letterman pitcher on the baseball team. Kiefer and his wife, Mirela, have two sons, Tyson and Nolin. They reside in St. Petersburg, Florida.

## ANDY SPEYER NATIONAL SCOUT



Andy Speyer enters his fourth season with the Buccaneers working as a national scout. In his role as national scout, Speyer will be responsible for scouting college prospects west of the Mississippi River.

Speyer joined Tampa Bay after 12 seasons working with the Philadelphia Eagles' player personnel department, including 11 as a college scout, covering the Southwest, Midwest and Northeast regions at various points during that time. While with Philadelphia, Speyer was a member of an organization that won six division titles and one conference championship. Speyer got his start with the Eagles as a training camp intern in 2001 and worked as a pro personnel intern in 2002.

A native of Spring, Texas, Speyer played collegiately at Ricks College (Rexburg, Idaho), before serving a two-year LDS mission in Pocatello, Idaho. Speyer returned to Ricks for one semester before transferring to the University of Utah and earning his undergraduate degree in business management. He also earned a MBA and a master's degree in sports administration from Ohio University.

Speyer and his wife, Lynette, have two sons, Braden and Kahler, and a daughter, Hailey.

## DONOVAN COTTON COLLEGE SCOUT



Donovan Cotton enters his fourth season with the Buccaneers and his third as an area scout, after spending the 2014 season as a scouting assistant.

In Cotton's current role, he is responsible for evaluating colleges in the Southwest portion of the country. As a scouting assistant, Cotton assisted in player evaluations, organizing and executing free agent workouts and helping in draft preparations.

Prior to joining the Buccaneers, Cotton worked as a player personnel scouting intern for the Seattle Seahawks in 2013, tracking depth charts, completing player reports and monitoring the waiver wire, among other duties. He got his start in the NFL with the Green Bay Packers in 2011, working as a training camp scouting intern.

Cotton played football collegiately at Norfolk State and graduated with a Bachelor of Business Entrepreneurship in 2011. He resides in Tampa.

## ANDRE FORDE COLLEGE SCOUT



Andre Forde enters his ninth season with the Buccaneers as an area scout.

Prior to his time with the Buccaneers, Forde served as varsity wide receivers coach for Coral Glades (Fla.) High School, and, after that, was owner of Men of Valor Football and Speed Training, which provided individualized football training with the focus on speed and football development.

Forde graduated with a B.A. in sociology from the University of Buffalo in New York in 2003. He was a four-year letterman at wide receiver and kick returner at the University of Buffalo, where he was a MAC Scholar Athlete every season. Forde played wide receiver for the Tulsa Talons of the AFL in 2006 and 2007, and spent time in the NFL with the Chicago Bears and Indianapolis Colts as well as the Amsterdam Admirals with NFL Europe.

Forde and his wife, Patrice, reside in South Florida with their three children: Hannah, Jeremiah and Isaiah.

## TONY HARDIE COLLEGE SCOUT



Tony Hardie enters his seventh season with the Buccaneers as an area scout.

Hardie began with the Buccaneers working as the team's combine scout covering the Southeast region for National Football Scouting, before scouting the Mountain West, Mid-Atlantic and Midwest regions of the United States.

Prior to joining the Buccaneers, Hardie worked on the football staffs at Northwestern University (2010-11) and at the University of Chicago (2007-09).

Hardie served as the director of defensive quality control and defensive quality control/player personnel assistant with the Wildcats and was the cornerback coach and video coordinator on the Chicago staff. In 2010, he helped guide Northwestern to an appearance in the 2011 TicketCity Bowl.

Hardie graduated from Notre Dame with a Bachelor of Business in finance in 2007. He resides in Charlotte, North Carolina.

## BRIAN HUDSPETH COLLEGE SCOUT



Brian Hudspeth enters his ninth season with the Buccaneers as a college scout, and his seventh as an area scout. He is currently responsible for the Southeastern region.

In his 17th NFL season overall, Hudspeth spent two years with Tampa Bay working as a national scout (2012-13), where he was responsible for scouting the entire country with an emphasis on the southern region.

Hudspeth spent five seasons (2004-08) with the Houston Texans prior to joining the Buccaneers. He served as a college scout from 2006-08, covering the Southeast and Southwest regions while cross checking the Mid-Atlantic. Prior to his appointment to that position, he served as a pro and college scouting assistant for Houston from 2004-05. Hudspeth joined the Texans after working for the Atlanta Falcons in player personnel from 2001-04. He filled various roles for the Falcons, including player personnel/football systems analyst in 2003-04, scouting assistant in 2002 and scouting intern in 2001.

Before joining the NFL, Hudspeth served on the football operations staff at the University of Tennessee from 1998-2001. He was a graduate assistant on the 1998 Volunteers staff that won the first-ever BCS National Championship, 1998 SEC Championship and 1999 Fiesta Bowl with a perfect 13-0 record. As a member of the Volunteers, Hudspeth was also a part of the 2000 Fiesta Bowl and 2001 Cotton Bowl. Hudspeth arrived at Tennessee after spending the 1996-97 seasons as a intern assistant coach at Petal (Mississippi) High School.

Hudspeth earned his Masters of Science degree from the University of Tennessee in 1999 and Bachelor of Arts degree from the University of Southern Mississippi in 1997. The New Albany, Mississippi native resides in Tampa.

## TONY KINKELA COLLEGE SCOUT



Tony Kinkela enters his ninth season overall with the Buccaneers and his seventh as an area scout. Kinkela originally joined Tampa Bay as a combine scout, focusing on the NFL combine and working with the NFL in selecting invitees to the annual event.

Prior to joining the Buccaneers, he spent three seasons as the Director of Football Operations for the Tulane Green Wave from 2006-08.

During the 2004 and 2005 campaigns, Kinkela was the assistant director of football operations at Washington State. He also served as the assistant to the recruiting coordinator during the same period, coordinating on campus official and unofficial visits and oversaw the recruiting film system. As a member of the Cougars' staff, Kinkela was a part of Washington State's 2003 Rose Bowl and Holiday Bowl teams, and the 2001 Sun Bowl squad.

As a student at WSU, Kinkela served as a student assistant for the football team from 2001-04, and was a student representative for the NCAA Peer Review Board from 2001-02. A native of Graham, Washington, he received his bachelor's degree in sport management in 2004 and his master's degree in education administration in 2011 from Washington State. Kinkela resides in Bonney Lake, Washington with his wife, Merilee, son Koen and daughter Kenley.

## PAT PERLES PLAYER PERSONNEL SCOUT



Pat Perles enters his fourth season with Tampa Bay in 2017, working as a player personnel scout.

In his current capacity, Perles scouts select prospects across the United States.

Perles spent the 2013 season as the offensive line coach at Syracuse University. Prior to his time with the Orange, he spent three seasons working with the Kansas City Chiefs, as defensive quality control/assistant linebackers coach (2009) and assistant offensive line coach (2010-11).

Before joining the Chiefs, Perles spent nine seasons in the collegiate ranks, working for North Dakota State (2003-08) and Michigan State (2000-02), his alma mater. Perles worked in the Canadian Football League for six seasons, coaching the offensive line for three teams: the Saskatchewan Roughriders (1994-96), the Winnipeg Blue Bombers (1997) and the Hamilton Tiger-Cats (1998-99), winning a Grey Cup title in his final year with Hamilton.

Perles began his coaching career at the University of Toledo, where he tutored the defensive line for three seasons (1989-91), before joining the Los Angeles Rams as a defensive assistant for two years (1992-93).

A Detroit native, Perles is the son of George Perles, who served 12 seasons as the head coach at Michigan State (1983-94). Pat played for his father from 1983-86. He and his wife, Karen, have three children: Hannah, Joseph and Julia.

## SPENCER DILLE DIRECTOR OF FOOTBALL TECHNOLOGY



Spencer Dille enters his sixth season with the Buccaneers in 2017 as director of football technology.

Dille is responsible for the development and maintenance of all football-related software and technology. He works closely with the front office, scouting department, trainers and coaching staff in the implementation of the latest technology and football-related applications. Additionally, Dille serves as a liaison between the information technology department and football operations, helping to troubleshoot a variety of technological issues on a continual basis.

Prior to joining the Buccaneers, he spent seven years (2004-11) with COMANCO Environmental Corporation, managing and developing their operational technology. From 2011-12, he worked with Kobie Marketing, developing their loyalty management software platform. Dille received both his Bachelors of Computer Engineering and Masters of Computer Science degrees from the University of Minnesota.

Dille resides in Lithia with his wife, Deborah, their three children, Amelia, Erik and Josephine.

## ANDRES TRESCASTRO DIRECTOR OF TEAM SECURITY



Andres Trescastro enters his 20th season with the Tampa Bay Buccaneers and his 19th as the Director of Security. Trescastro handles all of the team's security investigation, working hand-in-hand with all local law enforcement agencies, for the protection and safety of coaches, players and ownership group at the main offices, on the road and at all events.

Trescastro's current responsibilities with the team include providing security for the entire coaching staff and all players, assisting TSA officials in securing buses and charter flights, organizing police escorts and safeguarding hotel facilities while on the road and during training camp.

A veteran security director with more than 32 years of experience, Trescastro is a graduate of the Florida Department of Law Enforcement, as well as the Tampa Police Academy and Hillsborough County Sheriff Reserve Force. Trescastro also owns extensive training in field investigation and advanced surveillance/advance protocol and has led high-level security teams for several Presidential visits to the Tampa area, as well as visits from the Royal Family. He was also the Security Director for the Tampa Bay Buccaneers Super Bowl XXXVII Championship team.

Trescastro has worked to make Raymond James Stadium one of the safest venues in the NFL. He instituted the first protocol for TSA screening at team facilities prior to away game travel in 2000 and brought that same process, which is now used league-wide, to Raymond James Stadium, becoming the first NFL stadium to use it.

Prior to joining the Buccaneers, Trescastro worked at Beneficial Savings and Loan Corporation from 1983-97.

A native of Cuba, Trescastro currently resides in South Tampa. He has three children: daughter Elena, ; son, Christian and daughter, Danae.

## DUKE PRESTON DIRECTOR OF PLAYER ENGAGEMENT



Duke Preston enters his third season as the director of player engagement, after joining the Buccaneers prior to the 2015 season.

As director of player development, Preston focuses on the personal and professional growth of players through guidance and support, with a focus in five core areas: career development, career transition assistance, continuing education, financial education and player assistance services.

Preston came to Tampa Bay from the University of Notre Dame, where he worked as the football team's Director of Player Development (April 2014-February 2015), following time spent as Director of Student-Athlete Welfare & Development (January 2013-April 2014). Prior to joining Notre Dame, Preston worked as an Area Director/Program Spokesman for the Fellowship of Christian Athletes (July 2010-January 2013).

Preston – a former offensive lineman – played collegiately at the University of Illinois, before being drafted in the fourth round (122nd overall) of the 2005 NFL Draft by the Buffalo Bills. In a four-year NFL career, Preston played in 59 games with 20 starts, spending time with the Bills, the Green Bay Packers and the Dallas Cowboys. While at Illinois, Preston earned a bachelor's degree in speech communication and began work on a master's degree in educational policy studies. Following his playing career, Preston earned a master's degree in Christian education from the Dallas Theological Seminary. Preston and his wife, Lisa, have five children.

## BOBBY SLATER HEAD ATHLETIC TRAINER



Bobby Slater enters his fourth season with the Buccaneers in 2017 working as the team's head athletic trainer.

Slater joined Tampa Bay after 15 years with the Chicago Bears, finishing his time there as the team's assistant head athletic trainer/director of rehabilitation. Slater began his career with Chicago in 1999 as an assistant athletic trainer, before being promoted to director of rehabilitation in 2002. Slater held that position for 10 years before adding assistant head athletic trainer to his title in 2012.

Slater began his career in the NFL with the Bears as a training camp intern in 1994, serving in the same capacity with the Miami Dolphins in 1995 and again with Chicago in 1998.

Before joining the Bears full-time, Slater worked as a graduate assistant athletic trainer from 1997-99 at Mississippi State University. He was also an athletic trainer at Lee Memorial Hospital (1997) and A. Kagan Orthopedics in Ft. Myers, Florida (1995-97).

Slater received a Bachelor of Science degree from Florida Southern College and a Master of Science degree from Mississippi State. Slater and his wife, Bridget, have three daughters – Savannah, Natalee, and Brooke – and a son, Ryan.



## KEVIN LUHRS TEAM SPORTS DIETITIAN



Kevin Luhrs enters his eighth season as the team sports dietitian with the Buccaneers in 2017.

As a Registered and Licensed Dietitian, along with Strength and Conditioning Specialist Certification, his duties include the coordination of all meals and snacks for all players. In addition, Luhrs instructs players how and what to eat based on their individual goals and nutritional needs. He is heavily involved in player rehydration and weight management programs, along with recovery strategies.

His secondary duties involve being an assistant strength and conditioning coach under the direction of Head Strength and Conditioning Coach Dave Kennedy.

Luhrs worked as a volunteer nutritionist at the University of Nebraska in 2009 where he assisted the director of sports nutrition with various tasks that included body composition, weekly news blogs and nutrient analysis projects.

Luhrs was a defensive lineman for the University of Nebraska from 2003-07, during which time he was named to the Big 12 Commissioner's Academic Honor Roll eight times. Luhrs also served as a student-coach for the Cornhuskers in 2007. He graduated with a degree in Education and Human Sciences with a concentration in Nutritional Science and Dietetics in December 2007.

Luhrs was born on September 29, 1984, in Omaha, Nebraska, and currently resides in Tampa with his wife, Jacqueline.

## BRAD BERLIN HEAD EQUIPMENT MANAGER



Berlin enters his second season with Tampa Bay after joining the team in 2016.

Berlin came to the Buccaneers after spending the previous two seasons as the Director of Equipment Operations for Michigan (2014-15), overseeing equipment operations for all 31 athletic teams and directing seven full-time equipment managers.

Prior to joining the Wolverines, Berlin spent 13 years with the Washington Redskins (2001-13), serving as the head equipment manager for the team, overseeing all aspects of the equipment and locker rooms at Redskins Park and FedEx Field.

Before entering the NFL, Berlin spent nine years working at the collegiate level, beginning his career as head equipment manager with Utah State (1992-93). He also worked at Colorado State (1994-98), Missouri (1998-99) and Louisville (2000).

A native of Marshall, Missouri, Berlin earned a bachelor's degree in educational studies and sports management from Missouri in 1989 and later earned a master's of education in sports management in 1993. He and his wife, Molly, have three children – daughters Hannah and Miranda and son Brady.

**BRETT GREENE**  
VIDEO DIRECTOR

Brett Greene enters his first season with the Tampa Bay Buccaneers in 2017, working as the team's video director.

Greene came to Tampa Bay from the University of Georgia, where he worked as the Director of Video Operations from 2011-16. With the Bulldogs, Greene oversaw all video software and equipment at the Butts-Mehre football facility, in addition to supervising the filming and editing of the team's practices and games. In 2015, Greene was part of the Georgia video department that earned the Ultimate SAVVY Award and the SAVVY Award in the College Sports Video Association Recruiting category.

Prior to his time at Georgia, Greene spent nine seasons (2002-10) in the video department of the Jacksonville Jaguars, working under head coaches Tom Coughlin and Jack Del Rio, while also working with Buccaneers Head Coach Dirk Koetter, who served as the Jaguars' offensive coordinator from 2007-11.

A native of Jacksonville, Florida, Brett and his wife Meghan have two sons, Connor and Hudson.

**MATT TAYLOR**  
ASSISTANT VIDEO DIRECTOR

Matt Taylor enters his first season with the Tampa Bay Buccaneers in 2017, working as the team's assistant video director.

Taylor joined the Buccaneers after spending two seasons with XOS Digital, working as a Technical Support Representative. Prior to that, he worked in the video department of the Miami Dolphins, first as an intern (2003), before being elevated to video assistant (2005-08) and assistant video director (2009-13). His final season with the Dolphins, he worked as the team's interim video director (2014).

In addition to his time in Miami, Taylor has worked in the video departments of the Cologne Centurions of NFL Europe, the Chicago Bears, the Buffalo Bills and the Buffalo Destroyers of the Arena Football League.

A native of Albion, New York, Matt and his wife, Lindsay, have two sons, Wesley and Clayton.

## **ROB JULIAN** **DIRECTOR OF ATHLETIC FIELDS & GROUNDS**



Rob Julian enters his 25th season with the Tampa Bay Buccaneers in 2017, and his first as the team's Director of Athletic Fields & Grounds.

In his role, Rob will continue to oversee the team's practice fields at One Buccaneer Place, which he helped design and establish when the facility was built. He has also been involved in the planning of the team's indoor facility, helping to determine the turf that will be utilized. Rob will also continue to manage the groundskeeping staff and handle any of the surrounding areas of the team's headquarters that need maintaining.

Julian has been with the organization since 1993, when he was hired as the team's groundskeeper. In addition to his work with the Buccaneers, he is the Treasurer of the Central Florida Sports Turf Managers Association.

Rob, married to Teresa, is an avid golfer and enjoys traveling.

## **TYLER OBERLY** **DIRECTOR OF ANALYTICS**



Rob Tyler Oberly enters his fourth season with the Buccaneers in 2017, and his first as director of football analytics, after spending the first three seasons as the manager of football analytics.

Oberly is responsible for the supporting the front office and coaching staffs through research and development of analytical tools and methods

Prior to his time with Tampa Bay, Oberly worked as an analytics developer for The Sideline View, while consulting for both NFL and NCAA FBS team, providing special research assistance on several projects.

Oberly presented at the 2014 MIT Sloan Conference as a finalist in the Evolution of Sports competitions. He attended the University of Toledo. He and his wife, Erin, live in Tampa.


## OTHER FOOTBALL STAFF



**John Ames**  
*Asst. Athletic Trainer*



**Daniel Battles**  
*Asst. Groundskeeper*



**Justin Camp**  
*Video Assistant*



**Scott DeGraff**  
*Asst. Athletic Trainer*



**Scott Griesser**  
*Football Technology Asst.*



**Josh Hinch**  
*Scouting Assistant*




**Travis Hohlbein**  
*Asst. Groundskeeper*



**Jessica Larsen**  
*Executive Asst. to the GM*



**Drake Leichtfuss**  
*Asst. Equipment Manager*



**Levi Lewis**  
*Video Assistant*



**Tyler Martin**  
*Equipment Assistant*



**Brian McLaughlin**  
*Scouting Assistant*




**Antwon Murray**  
*Scouting Assistant*



**Mike Myrick**  
*Asst. Equipment Manager*



**Pete Ruby**  
*Physical Therapist*



**Alec Wargo**  
*Asst. Equipment Manager*

# BUCCANEERS SENIOR STAFF



**Deno Anagnost**  
*Director of Sales*



**Marc Budine**  
*Director of Corporate  
Partnerships & Marketing*



**David Cohen**  
*General Counsel*



**Chris Cook**  
*Director of Guest &  
Member Relations*



**Kevin Corbett**  
*Director of Digital &  
Content Strategy*



**Carey Cox**  
*Director of Marketing &  
Brand Strategy*



**Joe Fada**  
*Chief Financial Officer*



**Kristin Hamwey**  
*Vice President of Human  
Resources*



**Sam Hart**  
*Director of Information  
Technology*



**Matt Kaiser**  
*Director of New  
Business Development*



**Atul Kholsa**  
*Chief of Corporate  
Development & Brand*



**Nelson Luis**  
*Vice President of  
Communications*



**Jim Mackes**  
*Director of Events &  
Entertainment*



**Ben Milsom**  
*Chief Ticketing Officer*



**Caleb Quaid**  
*Director of Business  
Administration*



**Tom Rowan**  
*Director of Facility  
Security*



**Jeff Ryan**  
*Director of Broadcast  
Operations*



**Amy Taylor**  
*Director of Group Sales*

# BUCCANEERS STAFF



**Danielle Allen**  
*Club Member Relations Associate*



**Maria Araujo**  
*Back of House*



**Lindsey Banks**  
*Hall of Fame Member Relations Associate*



**Allen Barrett**  
*Communications Manager*



**Tara Battiato**  
*Cheerleading & Mascot Manager*



**Michael Beadles**  
*Executive Chef*



**Ben Boaz**  
*Group Account Executive - Orlando*



**Alex Bohné**  
*Information Technology Analyst*



**Randy Breece**  
*Facility Safety Officer*



**John Breedlove**  
*Manager of Insights & Strategy*



**Max Brodsky**  
*Digital Content Coordinator*



**Bill Burch**  
*Senior Facilities Manager*




**Luke Burket**  
*Group Sales Manager - Orlando*



**Courtney Campbell**  
*Group Account Executive*



**Siara Campbell**  
*Club Member Relations Associate*




**Mario Canal**  
*Senior Staff Accountant*



**Matt Caraballo**  
*Ticket Operations Manager*



**Bobby Carney**  
*Senior Suite Sales Manager*



**Jim Carroll**  
*Member Relations Supervisor*



**James Center**  
*Luxury Service Associate*



**Brittany Cesario**  
*Club Member Relations Supervisor*



**Vince Cesario**  
*Purchasing Manager*



**Bill Clark**  
*Data Analyst*



**Bruce Cohn**  
*Events Manager*



**Lauren Compton**  
*Senior Luxury Suite Manager*



# BUCCANEERS STAFF

FRONT OFFICE

PLAYERS

2016 IN REVIEW

HISTORY

RECORDS

SIDELINES



**Eileen Crawford**  
*Executive Assistant to  
Chief Operating Officer*



**Samantha Crawford**  
*Receptionist*



**Stephen Daily**  
*Maintenance  
Technician*



**Kerri Davis**  
*Executive Assistant to  
the Owners*



**Chris Denner**  
*Controller*



**Mike Dewsnap**  
*BucVision Producer*



**Austin Dinnes**  
*Club Account Executive*



**Cuc Do**  
*Back of House*



**Kris Dolen**  
*General Sales Manager*



**Dunghoa Dong**  
*Back of House*



**Bobbi-Sue Doyle-Hazard**  
*Assistant General  
Counsel*



**Bill Eagan**  
*Club Member Relations  
Associate*



**Sarah Evans**  
*Community Outreach  
Coordinator*



**Zac Fadullon**  
*Events & Entertainment  
Coordinator*



**Marc Ferguson**  
*Club Account Executive*



**Austin Fetzner**  
*Group Account  
Executive - Sarasota*



**Nellie Fidura**  
*Sr. Guest & Member  
Relations Manager*



**Steve Fidura**  
*Community Relations  
Manager*



**Lena Filali**  
*Account Executive*



**Sue Finzer**  
*Accounts Payable  
Coordinator*



**Drew Foster**  
*Account Executive*




**Tyler Frattura**  
*Luxury Suite Sales  
Associate*



**Rod Gaerlan**  
*Luxury Suite Sales  
Associate*



**Christian Galvis**  
*Account Executive*



**Kyle Gilliam**  
*Front of House  
Supervisor*



## BUCCANEERS STAFF



**Carly Glennon**  
Corporate Partnerships  
Marketing Manager



**Brandon Golden**  
Senior Premium Sales  
Account Executive



**Aubrey Grier**  
Member Relations  
Associate



**Bernice Griffin**  
Receptionist



**Courtney Grovatt**  
Account Executive -  
Sarasota



**Gerald Harris**  
Club Account Executive



**David Heringer**  
Graphic Designer



**John Hetrick**  
Luxury Suite Sales  
Executive



**Danielle Higgins**  
Front of House



**Chase Hirschauer**  
Account Executive



**Jill Hobbs**  
Player Benefits & Alumni  
Program Manager



**Alison Holme**  
Corporate Partnerships  
Marketing Manager



**Alexandria Holt**  
Member Relations  
Associate



**Taylor Horton**  
Purchasing Coordinator



**Kaitlin Howell**  
Youth Outreach  
Coordinator



**Tiffany Hubert**  
Creative Writer



**Kaitlyn Huntzinger**  
Member Relations  
Associate



**Nick Huston**  
Luxury Suite  
Sales Executive



**Justin Jackson**  
Account Executive



**Paul Janke**  
Receiving Coordinator



**Tim Jarocki**  
Senior Manager of  
Team Operations



**Mark Johnson**  
Guest & Member  
Relations Manager



**David Jones**  
Account Executive -  
Sarasota



**Joseph Jones**  
Network Engineer



**Stephanie Juergens**  
Sales Coordinator

# BUCCANEERS STAFF

FRONT OFFICE

PLAYERS

2016 IN REVIEW

HISTORY

RECORDS

SIDELINES



**Anna Karefa-Johnson**  
*Affinity Manager*



**Joe Kania**  
*Digital Content  
Coordinator*



**Chris King**  
*Communications  
Coordinator*



**Harrison Kirschbaum**  
*Sr. Marketing & Creative  
Services Coordinator*



**Jeff Kravetz**  
*Ticket Operations  
Coordinator*



**Stephanie Kuhn**  
*Executive Assistant to  
the Owners*



**Josh Lane**  
*Producer*




**Jim LeRoy**  
*Senior Facilities  
Manager*



**Dave Leutwyler**  
*Premium Sales  
Account Executive*



**Allie Lewis**  
*Group Account  
Executive*



**Michael G. Lietz**  
*Corporate Partnerships  
Marketing Manager*



**Nathaniel Ligon**  
*Guest & Member  
Relations Associate*



**Zach Lumley**  
*Sr. Business Admin.  
Coordinator*



**Stephen Lynch**  
*Senior Producer*



**Kavanagh Malanchuk**  
*Events & Entertainment  
Coordinator*



**Mike Martin**  
*Facility Safety Officer*



**Zach Mathews**  
*Account Executive -  
Sarasota*



**Greg Mays**  
*BucVision Content  
Manager*



**Ricky McEwen**  
*Account Executive*



**Kristen McMahan**  
*Payroll Coordinator*



**Eddie Mendez**  
*Account Executive*



**Kim Michal**  
*Human Resources  
Generalist*



**Dana Miller**  
*Events Manager*



**Alex Morgan**  
*Sr. Events & Entertainment  
Coordinator*



**Andrew Norton**  
*Social Media Manager*

## BUCCANEERS STAFF



**Evita Ortiz**  
*Graphic Designer*



**Blake Pallansch**  
*Club Account Executive*



**Bree Parker**  
*Recruiting & Training  
Manager*



**Michael Pehanich**  
*Senior Public Relations  
Manager*



**Scott Peterson**  
*Producer*



**Casey Phillips**  
*Team Insider*




**Kirsten Phillips**  
*Producer*



**Rex Polkinghorne**  
*Executive Assistant to  
the Owners*



**Erin Porco**  
*Senior Group  
Account Executive*



**Andrew Radke**  
*Club Account Executive*



**Steve Radomsky**  
*Finance Manager*



**Cesar Rivera**  
*Team Operations  
Coordinator*



**David Roberts**  
*Maintenance  
Technician*



**Eric Rook**  
*Website Developer*



**Daniel Roy**  
*A/V Engineer*



**Terry Roy**  
*Group Sales Manager  
- Tampa*



**Chris Rumore**  
*Maintenance Manager*



**Steven Rutkowski**  
*Network Administrator*



**Jacquelyn Seffern**  
*Project Accountant*



**David Sharpsteen**  
*Graphic Designer*



**Seth Shuman**  
*Group Account  
Executive*



**Hayley Simpson**  
*Club Account Executive*



**Brooke Skelley**  
*Communications  
Assistant*



**Adam J. Smith**  
*Corporate Partnerships  
Development Manager*



**Scott Smith**  
*Senior Writer*

## BUCCANEERS STAFF



**Chris Spano**  
*Group Sales Manager -  
Sarasota*



**Francis Spencer**  
*Group Account  
Executive*



**Joey Street**  
*Senior Staff  
Accountant*



**Rachel Taback**  
*Group Account  
Executive - Sarasota*



**Tyler Trout**  
*Senior Designer*



**Jason Turner**  
*Production Manager*



**J. Stuart Vagnier**  
*Account Executive*



**Mike Vanduyne**  
*Senior Premium Sales  
Manager*



**Carmen Vitali**  
*Marketing Communications  
Coordinator*



**Amy Weber**  
*Senior Ticket  
Operations Manager*



**Max Weisenbach**  
*Group Account  
Executive*



**Jerron Wheeler**  
*Account Executive*



**Courtney Williams**  
*Luxury Suite Manager*

FRONT OFFICE

PLAYERS

2016 IN REVIEW

HISTORY

RECORDS

SIDELINES



## 2017 STAFF DIRECTORY

## OWNERSHIP

Co-Chairman.....	Bryan Glazer
Co-Chairman.....	Joel Glazer
Co-Chairman/Glazer Family Foundation Co-President.....	Edward Glazer
Glazer Family Foundation Co-President.....	Darcie Glazer Kasewitz

## FRONT OFFICE

General Manager.....	Jason Licht
Chief Operating Officer.....	Brian Ford
Director of New Business Development.....	Matt Kaiser
Director of Business Administration.....	Caleb Quaid
Senior Business Administration Coordinator.....	Zach Lumley
Executive Assistant to the Owner.....	Lindsay Colbus
Executive Assistant to the Owner.....	Kerri Davis
Executive Assistant to the Owner.....	Stephanie Kuhn
Executive Assistant to the Owner.....	Jennifer O'Brien
Executive Assistant to the Owner.....	Rex Polkinghorne
Executive Assistant to the General Manager.....	Jessica Larsen
Executive Assistant to the Chief Operating Officer.....	Eileen Crawford

## COACHING STAFF

Head Coach.....	Dirk Koetter
Special Teams Coordinator.....	Nate Kaczor
Offensive Coordinator/Wide Receivers Coach.....	Todd Monken
Defensive Coordinator.....	Mike Smith
Quarterbacks.....	Mike Bajakian
Assistant Offensive Line.....	Butch Barry
Defensive Quality Control.....	Dave Borgonzi
Defensive Assistant.....	Danny Breyer
Linebackers.....	Mark Duffner
Offensive Assistant.....	Skyler Fulton
Offensive Quality Control.....	Zack Grossi
Defensive Line.....	Jay Hayes
Secondary.....	Jon Hoke
Head Strength & Conditioning.....	Dave Kennedy
Defensive Backs.....	Brett Maxie
Assistant Special Teams.....	Carlos Polk
Running Backs.....	Tim Spencer
Assistant Defensive Line.....	Paul Spicer
Tight Ends.....	Ben Steele
Assistant Strength & Conditioning.....	Joe Vaughn
Assistant Strength & Conditioning.....	Chad Wade
Offensive Line/Run Game Coordinator.....	George Warhop
Assistant Wide Receivers/Game Management.....	Andrew Weidinger
Assistant to the Head Coach.....	Anthony Perkins

## FOOTBALL ADMINISTRATION

Director of College Scouting.....	Mike Biehl
Director of Football Technology.....	Spencer Dille
Director of Football Administration.....	Mike Greenberg
Director of Pro Scouting.....	Rob McCartney
Director of Analytics.....	Tyler Oberly
Director of Player Development.....	Duke Preston
Director of Football Operations.....	Shelton Quarles
Director of Player Personnel.....	John Spytek
Director of Team Security.....	Andres Trecastro
National Scout.....	Byron Kiefer
National Scout.....	Andy Speyer
Pro Scout.....	Shane Scannell
Pro Scout.....	Alex Smith
College Scout.....	Donovan Cotton
College Scout.....	Andre Forde
College Scout.....	Tony Hardie
College Scout.....	Brian Hudspeth
College Scout.....	Tony Kinkela
Player Personnel Scout.....	Pat Perles
Scouting Assistant.....	Josh Hinch
Scouting Assistant.....	Brian McLaughlin
Scouting Assistant.....	Antwon Murray
Football Technology Assistant.....	Scott Griesser
Football Administration Assistant.....	A.J. Stevens
Director of Athletic Fields & Grounds.....	Rob Julian
Assistant Groundskeeper.....	Daniel Battles
Assistant Groundskeeper.....	Travis Hohlbein

## 2017 STAFF DIRECTORY (CONTINUED)

### EQUIPMENT

Head Equipment Manager.....	Brad Berlin
Assistant Equipment Manager.....	Drake Leichtfuss
Assistant Equipment Manager.....	Mike Myrick
Assistant Equipment Manager.....	Alec Wargo
Equipment Assistant.....	Tyler Martin

### MEDICAL STAFF

Head Athletic Trainer.....	Bobby Slater
Assistant Athletic Trainer.....	John Ames
Assistant Athletic Trainer.....	Scott DeGraff
Assistant Athletic Trainer/Physical Therapist.....	Pete Ruby
Team Sports Dietitian.....	Kevin Luhrs
Head Team Physician.....	Dr. Arnold Ramirez
Primary Care.....	Dr. Mickel Anglin
Orthopedic Surgeon.....	Dr. Barry Craythorne
Orthopedic Surgeon.....	Dr. Dave Leffers
Orthopedic Surgeon.....	Dr. SanJay Menon
Orthopedic Surgeon.....	Dr. Daniel Murphy

### VIDEO

Video Director.....	Brett Greene
Assistant Video Director.....	Matt Taylor
Video Assistant.....	Justin Camp
Video Assistant.....	Levi Lewis

### ACCOUNTING

Chief Financial Officer.....	Joe Fada
Controller.....	Chris Denner
Finance Manager.....	Steve Radomsky
Senior Staff Accountant.....	Mario Canal
Senior Staff Accountant.....	Joey Street
Project Accountant.....	Jacquelyn Seffern
Staff Accountant.....	Edison Qendro
Payroll Coordinator.....	Kristen McMahan
Accounts Payable Coordinator.....	Sue Finzer
Purchasing Manager.....	Vince Cesario
Purchasing Coordinator.....	Taylor Horton
Senior Ticket Operations Manager.....	Amy Weber
Ticket Operations Manager.....	Matt Caraballo
Ticket Operations Coordinator.....	Jeff Kravetz

### COMMUNITY RELATIONS

Community Relations Manager.....	Steve Fidura
Affinity Manager.....	Anna Karefa-Johnson
Cheerleading & Mascot Manager.....	Tara Battiato
Community Outreach Coordinator.....	Sarah Evans
Youth Outreach Coordinator.....	Kaitlin Howell
Creative Writer.....	Tiffany Hubert

### CORPORATE PARTNERSHIPS

Director of Corporate Partnerships Activation and Marketing.....	Marc Budine
Corporate Partnerships Marketing Manager.....	Carly Glennon
Corporate Partnerships Marketing Manager.....	Alison Holme
Corporate Partnerships Marketing Manager.....	Michael G. Lietz
Corporate Partnerships Development Manager.....	Adam J. Smith

### COMMUNICATIONS

Vice President of Communications.....	Nelson Luis
Senior Public Communications Manager.....	Mike Pehanich
Communications Manager.....	Allen Barrett
Communications Coordinator.....	Chris King
Communications Assistant.....	Brooke Skelley
Director of Broadcast Operations.....	Jeff Ryan

### DIGITAL & CONTENT

Director of Digital & Content Strategy.....	Kevin Corbett
Senior Writer.....	Scott Smith
Production Manager.....	Jason Turner
Social Media Manager.....	Andrew Norton
Digital Content Coordinator.....	Max Brodsky
Digital Content Coordinator.....	Joe Kania
Website Developer.....	Eric Rook
Senior Producer.....	Stephen Lynch
Producer.....	Josh Lane
Producer.....	Scott Peterson
Producer.....	Kirsten Phillips
Team Insider.....	Casey Phillips

FRONT OFFICE

PLAYERS

2016 IN REVIEW

HISTORY

RECORDS

SIDELINES

## 2017 STAFF DIRECTORY (CONTINUED)

## EVENTS &amp; ENTERTAINMENT

Director of Events & Entertainment .....	Jim Mackes
Events Manager .....	Bruce Cohn
Events Manager .....	Dana Miller
BucVision Producer .....	Mike Dewsnap
BucVision Content Manager .....	Greg Mays
Senior Events & Entertainment Coordinator .....	Alex Morgan
Events & Entertainment Coordinator .....	Zac Fadullon
Events & Entertainment Coordinator .....	Kavanagh Malanchuk

## FOOD &amp; BEVERAGE

Executive Chef .....	Michael Beadles
Back of House .....	Maria Araujo
Back of House .....	Cuc Do
Back of House .....	Dunghoa Dong
Front of House .....	Kyle Gilliam
Front of House .....	Danielle Higgins
Front of House .....	Austin Taylor

## GUEST &amp; MEMBER RELATIONS

Director of Guest & Member Relations .....	Chris Cook
Senior Luxury Suite Manager .....	Lauren Compton
Luxury Suite Manager .....	Courtney Williams
Senior Manager of Guest & Member Relations Operations .....	Nellie Fidura
Guest & Member Relations Manager .....	Mark Johnson
Member Relations Supervisor .....	Jim Carroll
Club Member Relations Supervisor .....	Brittany Cesario
Club Member Relations Associate .....	Danielle Allen
Hall of Fame Member Relations Associate .....	Lindsey Banks
Club Member Relations Associate .....	Siara Campbell
Luxury Service Associate .....	James Center
Club Member Relations Associate .....	Bill Eagan
Member Relations Associate .....	Aubrey Grier
Member Relations Associate .....	Alexandria Holt
Member Relations Associate .....	Kaitlyn Huntzinger
Member Relations Associate .....	Nathan Ligon
Member Relations Associate .....	Joel Ringenberg
Member Relations Associate .....	Taylor Ryan
Member Relations Associate .....	Michael Vega

## INFORMATION TECHNOLOGY

Director of Information Technology .....	Sam Hart
Information Technology Analyst .....	Alex Bohne
Network Engineer .....	Joey Jones
AV Engineer .....	Dan Roy
Network Administrator .....	Stephen Rutkowski

## LEGAL &amp; HUMAN RESOURCES

General Counsel .....	David Cohen
Vice President of Human Resources .....	Kristin Hamwey
Assistant General Counsel .....	Bobbi-Sue Doyle-Hazard
Human Resources Generalist .....	Kimberly Michal
Player Benefits & Alumni Program Manager .....	Jill Hobbs
Recruiting & Training Manager .....	Bree Parker
Receptionist .....	Samantha Crawford
Receptionist .....	Bernice Griffin

## MARKETING

Chief of Corporate Development and Brand .....	Atul Khosla
Director of Marketing & Brand Strategy .....	Carey Cox
Manager of Insights & Strategy .....	John Breedlove
Senior Marketing & Creative Services Coordinator .....	Harrison Kirschbaum
Communications Coordinator .....	Carmen Vitali
Business Analyst .....	Jill Gerding
Data Analyst .....	Bill Clark
Senior Graphic Designer .....	Tyler Trout
Graphic Designer .....	David Heringer
Graphic Designer .....	Evita Ortiz
Graphic Designer .....	David Sharpenteen

## SALES

Chief Ticketing Officer .....	Ben Milsom
Director of Sales .....	Deno Anagnost
Director of Group Sales .....	Amy Taylor
Senior Suite Sales Manager .....	Bobby Carney
Senior Premium Sales Manager .....	Michael Vanduyn
Group Sales Manager - Orlando .....	Luke Burket
General Sales Manager .....	Kris Dolen
Group Sales Manager - Tampa .....	Terry Roy, Jr.
Group Sales Manager - Sarasota .....	Christopher Spano
Sales Coordinator .....	Stephanie Juergens



## 2017 STAFF DIRECTORY (CONTINUED)

### SALES (CONT.)

Group Account Executive - Orlando	Ben Boaz
Group Account Executive	Courtney Campbell
Club Account Executive	Austin Dinnes
Account Executive	Ben Ertl
Club Account Executive	Marc Ferguson
Group Account Executive - Sarasota	Austin Fetzner
Account Executive	Lena Filali
Account Executive	Drew Foster
Luxury Suite Sales Executive	Tyler Frattura
Luxury Suite Sales Executive	Rod Gaerlan
Account Executive	Christian Galvis
Group Account Executive	Rigo Garcia
Senior Premium Sales Account Executive	Brandon Golden
Group Account Executive - Sarasota	Courtney Grovatt
Group Account Executive - Orlando	Evan Harcourt
Club Account Executive	Gerald Harris
Luxury Suite Sales Executive	John Hetrick
Account Executive	Chase Hirschauer
Luxury Suite Sales Executive	Nick Huston
Account Executive	Justin Jackson
Group Account Executive - Sarasota	David Jones
Group Account Executive - Orlando	Keaton Kovacs
Club Account Executive	Dave Leutwyler
Group Account Executive	Allie Lewis
Group Account Executive	Tamara Lobianco
Group Account Executive - Sarasota	Zach Mathews
Account Executive	Ricky McEwen
Account Executive	Eddie Mendez
Account Executive	Blake Pallansch
Senior Group Account Executive	Erin Porco
Club Account Executive	Andrew Radke
Group Account Executive	Seth Shuman
Club Account Executive	Hayley Simpson
Group Account Executive	Francis Spencer
Group Account Executive - Orlando	Ryan Sweet
Group Account Executive - Orlando	Rachel Taback
Group Account Executive	Max Weisenbach
Account Executive	J. Stuart Vaginer
Account Executive	Jerron Wheeler
Account Executive	Susan Wysocki

### SECURITY & FACILITIES

Director of Facility Security	Tom Rowan
Senior Facilities Manager	Bill Burch
Senior Facilities Manager	Jim LeRoy
Maintenance Manager	Chris Rumore
Maintenance Technician	Stephen Daily
Maintenance Technician	David Roberts
Receiving Coordinator	Paul Janke
Facility Safety Officer	Randy Breece
Facility Safety Officer	Mike Martin

### TEAM OPERATIONS

Senior Team Operations Manager	Tim Jarocki
Team Operations Coordinator	Caesar Rivera

## 2017-18 NATIONAL FOOTBALL LEAGUE CALENDAR

### 2017

August 9-13	First preseason weekend
September 2	Roster cutdown to maximum of 53 players
September 7, 10-11	Regular Season opens
October 31	Trade deadline
December 31	Regular season ends

### 2018

January 6-7	Wild Card Playoffs
January 13-14	Divisional Playoffs
January 21	Conference Championships
January 28	AFC-NFC Pro Bowl, Orlando, Florida (ESPN)
February 7	Super Bowl LII, Minneapolis, Minnesota (NBC)

FRONT OFFICE

PLAYERS

2016 IN REVIEW

HISTORY

RECORDS

SIDELINES



TAMPA BAY BUCCANEERS

# PLAYERS

WR | MIKE EVANS



38

**JUDE ADJEI-BARIMAH****CORNERBACK****HT: 5-11 WT: 200****DOB: 7/21/92****NFL: 3RD YEAR****ACQ: FA, 2015****COLLEGE: BOWLING GREEN****ACQUIRED BY BUCS:**

- × Signed by Tampa Bay as a college free agent on July 29, 2015

**CAREER HIGHLIGHTS:**

- × Has played in 23 career games, with eight starts, totaling 62 tackles, three for loss, two sacks, one forced fumble and three passes defended.
- × Notched first career sack and forced fumble at San Francisco (10/23/16).
- × Made first NFL start vs. New York Giants (11/8/15).
- × Made NFL debut vs. Carolina (10/4/15).

**2016 HIGHLIGHTS:**

- × Primary nickelback, has played in 10 games, with one start, registering 22 tackles, two sacks, two passes defended and one forced fumble.
- × Recorded one tackle and a pass defended playing in a reserve role in season-opening win at Atlanta (9/11). Pass breakup came on third down at the Tampa Bay 11 with 4:59 to play, forcing a field goal.
- × Played in a reserve role at Arizona (9/18).
- × Saw action on 18 special teams snaps vs. Los Angeles (9/25).
- × Started at nickel cornerback, recording one tackle and one pass defended vs. Denver (10/2).
- × Notched three tackles in win at Carolina (10/10).
- × Registered six tackles and recorded career firsts when he forced a fumble while sacking Colin Kaepernick in win at San Francisco (10/23). The fumble was recovered by the Buccaneers.
- × Posted six tackles and a sack against Oakland (10/30). Became the first Buccaneers defensive back to record multiple sacks in a season since S Mark Barron had 2.0 in 2013. He is the first Buccaneers cornerback to do so since Ronde Barber had 2.0 in 2009.
- × Collected four tackles vs. Atlanta (11/3).
- × Recorded one tackle in 36-10 win over Chicago (11/13) and helped limit Bears to 161 net passing yards.
- × Suspended for four games on November 22.
- × Missed the final two games because of injury.

**COLLEGE/PERSONAL:**

- × Recorded 150 tackles, 8.5 tackles for loss, two sacks, three forced fumbles, 4 interceptions and 18 passes defended in 52 games for Bowling Green. Finished career with 20 starts. (2010-2014)
- × As a senior, played in 14 games, recording a career high in tackles for the season with 82 and a career high for tackles for loss with 4.0 for 20 yards. Also had a career high 12 passes defended for the season.
- × Played in 13 games, as a junior, recording 24 tackle, three tackles for loss and one sack. Had three pass breakups from his secondary position.
- × As a sophomore, played in all 13 games making one start. Finished season with 30 tackles, 1.5 tackles for loss and a forced fumble. Added six pass break-ups and had a team-high four interceptions.
- × Majored in sport management.
- × Graduated from Northland High School (Columbus, Ohio). Earned first-team All-CCL (Columbus City League). Recorded 34 tackles, three interceptions and nine pass break-ups as a senior.
- × Son of Samuel Adjei and Agarthia Boateng
- × Born Jude Adjei-Barimah in Columbus, Ohio

**COMMUNITY:**

- × In July 2017, hosted the inaugural JAB Back-To-School Giveaway, providing 70 students in his hometown with backpacks and school supplies.
- × In October 2016, visited Buccaneers Academy Lockhart Elementary School to present NFL Flag kits and run students through football drills.
- × In September 2016, helped Buccaneers staff and UnitedHealthcare volunteers build Learning Gardens to be delivered and installed at Buccaneers Academies.
- × In December 2015, visited patients battling injury and illness at All Children's Hospital in St. Petersburg.
- × In November 2015, congratulated students at Pinellas Park Middle School for winning the Fuel Up To Play 60 "Defend Your Turf Challenge" through a special assembly and P.E. class.

× In October 2015, participated in games, arts and crafts, and activities with children at Metropolitan Ministries annual Fall Festival.

× In September 2015, served lunch to more than 250 hungry and homeless men and women at Trinity Café.

## ADJEI-BARIMAH'S CAREER STATISTICS

YEAR	TEAM	GP	GS	TACKLES				YDS	INTERCEPTIONS				PD	FUMBLES			ST TACKLES		
				TOT	SOLO	ASST	SK		NO	YDS	LG	TD		FF	FR	YDS	T	S	A
2015	Tampa Bay	13	7	40	33	7	0.0	0.0	0	0	0	0	1	0	0	0	1	1	0
2016	Tampa Bay	10	1	22	22	0	2.0	16.0	0	0	0	0	2	1	0	0	0	0	0
NFL Totals		23	8	62	55	7	2.0	16.0	0	0	0	0	3	1	0	0	1	1	0

## ADJEI-BARIMAH'S GAME-BY-GAME STATISTICS

2016

DATE	OPP	TACKLES				TFL	SK	YDS	QH	INTERCEPTIONS				PD	FUMBLES			ST TACKLES		
		T	S	A	YDS					NO	YDS	LG	TD		FF	FR	YDS	T	S	A
Sept. 11	@ATL	1	1	0	0	0.0	0.0	0	0	0	0	0	0	1	0	0	0	0	0	0
Sept. 18	@ARI	0	0	0	0	0.0	0.0	0	0	0	0	0	0	0	0	0	0	0	0	0
Sept. 25	LA	0	0	0	0	0.0	0.0	0	0	0	0	0	0	0	0	0	0	0	0	0
Oct. 2	DEN	1	1	0	0	0.0	0.0	0	0	0	0	0	0	1	0	0	0	0	0	0
Oct. 10	@CAR	3	3	0	0	0.0	0.0	0	0	0	0	0	0	0	0	0	0	0	0	0
Oct. 23	@SF	6	6	0	0	1.0	12.0	1	0	0	0	0	0	1	0	0	0	0	0	0
Oct. 30	OAK	6	6	0	1	1.0	4.0	1	0	0	0	0	0	0	0	0	0	0	0	0
Nov. 3	ATL	4	4	0	0	0.0	0.0	0	0	0	0	0	0	0	0	0	0	0	0	0
Nov. 13	CHI	1	1	0	0	0.0	0.0	0	0	0	0	0	0	0	0	0	0	0	0	0
Nov. 20	@KC	0	0	0	0	0.0	0.0	0	0	0	0	0	0	0	0	0	0	0	0	0
Nov. 27	SEA	Reserve/Suspended																		
Dec. 4	@SD	Reserve/Suspended																		
Dec. 11	NO	Reserve/Suspended																		
Dec. 18	@DAL	Reserve/Suspended																		
Dec. 24	@NO	Reserve/Commissioner's Exemption																		
Jan. 1	CAR	Injured Reserve																		
TOTALS		22	22	0	1	2.0	16.0	2	0	0	0	0	2	1	0	0	0	0	0	0

2015

DATE	OPP	TACKLES							INTERCEPTIONS							FUMBLES			TACKLES		
		T	S	A	TFL	SK	YDS	QH	NO	YDS	LG	TD	PD	FF	FR	YDS	T	S	A		
Sept. 13	TEN	Practice Squad																			
Sept. 20	@NO	Practice Squad																			
Sept. 27	@HOU	Practice Squad																			
Oct. 4	CAR	0	0	0	0	0.0	0.0	0	0	0	0	0	0	0	0	0	0	0	0		
Oct. 11	JAC	0	0	0	0	0.0	0.0	0	0	0	0	0	0	0	0	0	0	0	0		
Oct. 25	@WAS	2	2	0	0	0.0	0.0	0	0	0	0	0	1	0	0	0	1	1	0		
Nov. 1	@ATL	3	3	0	0	0.0	0.0	0	0	0	0	0	0	0	0	0	0	0	0		
Nov. 8	NYG	6	4	2	1	0.0	0.0	0	0	0	0	0	0	0	0	0	0	0	0		
Nov. 15	DAL	6	6	0	0	0.0	0.0	0	0	0	0	0	0	0	0	0	0	0	0		
Nov. 22	@PHI	3	2	1	0	0.0	0.0	0	0	0	0	0	0	0	0	0	0	0	0		
Nov. 29	@IND	9	6	3	0	0.0	0.0	0	0	0	0	0	0	0	0	0	0	0	0		
Dec. 6	ATL	4	3	1	0	0.0	0.0	0	0	0	0	0	0	0	0	0	0	0	0		
Dec. 13	NO	5	5	0	1	0.0	0.0	0	0	0	0	0	0	0	0	0	0	0	0		
Dec. 17	@STL	0	0	0	0	0.0	0.0	0	0	0	0	0	0	0	0	0	0	0	0		
Dec. 27	CHI	0	0	0	0	0.0	0.0	0	0	0	0	0	0	0	0	0	0	0	0		
Jan. 3	@CAR	2	2	0	0	0.0	0.0	0	0	0	0	0	0	0	0	0	0	0	0		
TOTALS		40	33	7	2	0.0	0.0	0	0	0	0	0	1	0	0	0	1	1	0		

19

**ROBERTO AGUAYO****KICKER****HT: 6-1 WT: 204****DOB: 5/17/1994****NFL: 2ND YEAR****ACQ: D2B-'16****COLLEGE: FLORIDA STATE****ACQUIRED BY BUCS:**

- × Selected in the second round (59th overall) of the 2016 NFL Draft by the Buccaneers.

**AWARDS & ACCOLADES:**

- × NFC Special Teams Player of the Week (Week 11, 2016).
- × Castrol EDGE Clutch Performer of the Week (Week 5).

**2016 HIGHLIGHTS:**

- × Made NFL debut in Buccaneers 31-24 season-opening win at Atlanta. Made his only field goal attempt (43 yards) and all four PATs.
- × Made lone extra point attempt and had two kickoffs, both of which resulted in touchbacks, at Arizona (9/18).
- × Made first career tackle, vs. Los Angeles (9/25).
- × Converted lone kick of the day, an extra point, vs. Denver (10/2).
- × Booted first career game-winning field goal as time expired in a 17-14 win at Carolina (10/10). It was one of a career-high three field goals on the night.
- × Set a career high with 10 points on two field goals and four PATs in win at San Francisco (10/23).
- × Made only field goal attempt, from 41 yards, vs. Oakland (10/30).
- × Connected on 2-of-2 PATs vs. Atlanta (11/3).
- × Perfect on both field goal attempts and all four PATs in win vs. Chicago (11/13).
- × Earned NFC Special Teams Player of the Week after setting a career high with 13 points on four field goals (four attempts) and one extra point in 19-17 win at Kansas City (11/20).
- × Converted two field goals and his 10th and 11th consecutive extra point in 28-21 win at San Diego (12/4).
- × Was successful on all three of his field goal attempts (41, 39, 26) and his long PAT in 16-11 win vs. New Orleans (12/11).
- × Connected on both field goals and both PATs at Dallas (12/18).
- × Successful on lone field goal attempt and all three extra points at New Orleans (12/24).

- × After Week 6, made 16-of-20 field goals (80.0%).

- × Has converted 19 consecutive PATs and went 32-of-34 (94.1%) on the season.

**COLLEGE:**

- × Played three seasons at Florida State (2013-15), earning first-team All-American honors all three seasons, becoming only the second player in school history to do so (also Deion Sanders).
- × Finished his college career as the most accurate kicker in NCAA history, with a 267-of-276 conversion rate (.9673), surpassing the previous record of .9667 set by former Nebraska kicker Alex Henery.
- × Made 69-of-78 field goal attempts (88.5 pct.) and all 198 extra points during his Seminoles career.
- × Established a new ACC record for consecutive PATs made (198) and became the 12th NCAA kicker all-time to never miss a PAT.
- × Ranks second in Florida State history in scoring (405) and third in both field goals (69) and PATs (198), while ranking second in ACC history in scoring, fourth in PATs and sixth in field goals made.
- × As a redshirt junior (2015), made 21-of-26 field goals (80.8 pct.) and all 49 extra point attempts and was named a semi-finalist for the Lou Groza Award.
- × A consensus All-American and first-team All-Atlantic Coast Conference (ACC) selection as a redshirt sophomore (2014), making 27-of-30 field goals (90.0 pct.) and all 55 extra points, totaling 136 points.
- × A finalist for the Lou Groza Award.
- × Led the NCAA in field goal percentage (90.0 – min. 20 made), his 27 made field goals were second in the country and his 136 points were the second-most among kickers (eighth in the country).
- × Won the Lou Groza Award as a redshirt freshman (2013), making 21-of-22 field goal attempts and all 94 extra point attempts, totaling 157 records, the most ever by a kicker.
- × Earned numerous All-American and All-ACC honors.
- × Set a record for single-season scoring and made PATs in both Florida State and ACC history.
- × His 94 made extra points were the most in NCAA history without a miss.

- × Redshirted in 2012.
- × Graduated with a degree in criminology.

## PERSONAL:

- × Attended South Lake High School (Groveland, Florida).
- × Rated as the No. 3 kicker by Rivals and 247Sports, while ESPN.com had him as the sixth-best kicking prospect.
- × Son of Martina and Roberto Aguayo, Sr.
- × Born Roberto Aguayo on May 17, 1994 in Mascotte, Florida.

## COMMUNITY:

- × In December 2016, congratulated Pizzo Elementary students and teachers for winning the Florida Dairy Council Defend Your Turf Challenge, hosting Play 60 drills and sharing the importance of a healthy diet.
- × In September 2016, visited Moffitt Cancer Center in Tampa to visit with families battling cancer and run Play 60 drills for the children of patients and staff.
- × In June 2016, hosted a Play 60 event for children from the Jackson Heights NFL Y.E.T. Center.
- × In June 2016, toured MacDill Air Force Base to greet military servicemen and servicewomen and learn about the important role that the base plays in the Tampa community and beyond.
- × In May 2016, went bowling with rookie or first-year firefighters and paramedics from the City of Tampa.

## AGUAYO'S CAREER STATISTICS

YEAR	TEAM	GP	FG	FGA	SCORING		LG	BLK	XP	XPA	PCT	BLK	POINTS
					PCT								
2016	Tampa Bay	16	22	31	71.0		43	0	32	34	94.1	0	98
NFL Totals		16	22	31	71.0		43	0	32	34	94.1	0	98

YEAR	TEAM	1-19	PCT	FIELD GOALS		PCT	30-39	PCT	40-49	PCT	50+	PCT
				20-29								
2016	Tampa Bay	0-0	N/A	5-5		100.0	13-15	86.7	4-10	40.0	0-1	.000
NFL Totals		0-0	N/A	5-5		100.0	13-15	86.7	4-10	40.0	0-1	.000

## AGUAYO'S GAME-BY-GAME STATISTICS

2016		FG	FGA	PCT	SCORING		XP	XPA	PCT	BLK	POINTS
DATE	OPP				LG	BLK					
Sept. 11	@ATL	1	1	100.0	43	0	4	4	100.0	0	7
Sept. 18	@ARI	0	1	0.0	-	0	1	1	100.0	0	1
Sept. 25	LA	0	1	0.0	-	0	2	3	66.7	0	2
Oct. 2	DEN	0	0	-	-	0	1	1	100.0	0	1
Oct. 10	@CAR	3	5	60.0	38	0	0	0	0.0	0	9
Oct. 23	@SF	2	3	66.7	38	0	4	4	100.0	0	10
Oct. 30	OAK	1	1	100.0	41	0	1	2	50.0	0	4
Nov. 3	ATL	0	0	-	-	0	2	2	100.0	0	2
Nov. 13	CHI	2	2	100.0	30	0	4	4	100.0	0	10
Nov. 20	@KC	4	4	100.0	41	0	1	1	100.0	0	13
Nov. 27	SEA	0	1	0.0	-	0	2	2	100.0	0	2
Dec. 4	@SD	2	3	66.7	35	0	2	2	100.0	0	8
Dec. 11	NO	3	3	100.0	41	0	1	1	100.0	0	10
Dec. 18	@DAL	2	2	100.0	34	0	2	2	100.0	0	8
Dec. 24	@NO	1	1	100.0	35	0	3	3	100.0	0	6
Jan. 1	CAR	1	3	33.3	33	0	2	2	100.0	0	5
TOTALS		22	31	71.0	43	0	32	34	94.1	0	98



58

**KWON ALEXANDER****LINEBACKER****HT: 6-1 WT: 227****DOB: 8/3/94****NFL: 3RD YEAR****ACQ: D4-'15****COLLEGE: LSU****ACQUIRED BY BUCS:**

- × Selected in the fourth round (124th overall) of the 2015 NFL Draft by the Buccaneers.

**AWARDS & ACCOLADES:**

- × NFC Defensive Player of the Week (Week 8, 2015).
- × 2x Pepsi Rookie of the Week (Weeks 3 & 8, 2015).
- × 2015 PFMA All-Rookie Team Selection.

**CAREER HIGHLIGHTS:**

- × Started all 28 games he has played, totaling 238 tackles, 18 for loss, 16 passes defended, 6.0 sacks, three interceptions (one returned for touchdown), three forced fumbles and two fumble recoveries.
- × Since entering the league in 2015, is only NFL player to record 235+ tackles, 6+ sacks and 3+ interceptions.
- × Scored first career touchdown on a 38-yard interception return vs. Los Angeles (9/25).
- × Posted a career-high 17 tackles at Atlanta (9/11/16), the most by a Buccaneers player since the 2009 season (Barrett Ruud).
- × As a rookie in 2015, led all rookies with 93 tackles.
- × Notched first career sack vs. Jacksonville (10/11/15).
- × Registered first career interception at Houston (9/27/15).

**2016 HIGHLIGHTS:**

- × Led the NFL with 108 solo tackles and tied for third with 145 total tackles. Added 12 tackles for loss, three sacks, one interception (returned for touchdown), one forced fumble, one fumble recovery and seven passes defended.
- × Only NFL player with 130+ tackles, 3+ sacks, 1+ interception, and 5+ passes defended.
- × Recorded career-high 17 tackles (15 solo), including two for loss, and one sack in season-opening win at Atlanta (9/11).
- × Posted seven tackles, including one for loss, at Arizona (9/18).
- × Scored first career touchdown on a 38-yard interception return vs. Los Angeles (9/25). Added seven tackles, including one for loss.
- × Notched seven tackles (all solo) and a sack vs. Denver (10/2).

- × Posted five tackles and one pass defended in win at Carolina (10/10).
- × Led team with 10 tackles, while registering two quarterback hits, in win at San Francisco (10/23).
- × Collected 14 tackles (all solo), including one for loss, and a pass defended vs. Oakland (10/30).
- × Registered six tackles vs. Atlanta (11/3).
- × Recovered a fumble to go along with five tackles in 36-10 win vs. Chicago (11/13).
- × Led team with seven tackles in 19-17 win at Kansas City (11/20).
- × Collected six tackles and a sack in 14-5 win over Seattle (11/27).
- × Tied for team lead with seven total tackles, including one for loss, and added a pass defended in Buccaneers win at San Diego (12/4).
- × Logged seven tackles, including one for loss, and one pass defended in win vs. New Orleans (12/11). Broke up a Drew Brees pass that was intercepted by teammate Vernon Hargreaves.
- × Tallied 21 tackles, including two for loss, at Dallas (12/18), the most by a player in the NFL since Luke Kuechly had 24 on December 22, 2013 and the fifth-most in a single game since STATS, Inc. began tracking tackles in 1994. Added a forced fumble, which was recovered by Buccaneers.
- × Led team with 10 tackles and two passes defended at New Orleans (12/24).
- × Collected 10 tackles, including one for loss, and one pass defended in win vs. Carolina (1/1).

**COLLEGE:**

- × Started 23-of-32 career games played at LSU (2012-14).
- × Declared for the NFL Draft following his junior season.
- × Started all 12 games he played as a junior (2014), tallying 90 tackles, with 7.5 tackles for loss, two forced fumbles, 1.5 sacks and one pass defended.
- × Earned first-team All-SEC honors from ESPN.com and second-team All-SEC recognition from the Associated Press.
- × Part of a defense that ranked third in the NCAA in passing defense (164.2 yards per game) and ninth in the nation in total defense (316.8 yards per game),



both of which led the SEC. The defense also tied for the fourth-fewest points allowed per game (17.5 per game), a figure that stood as the second-best mark in the SEC.

- x Notched first career sack against Alabama (11/8/14).
- x As a sophomore (2013), started 9-of-13 games, totaling 65 tackles, with 6.5 tackles for loss and four passes defended.
- x Played in seven games, with two starts as a freshman (2012), finishing the year with 11 tackles, two fumble recoveries, one tackle for loss, one pass defended and one forced fumble.
- x Made first career start at Florida (10/6/12).
- x Made LSU debut in 2012 season opener against North Texas (9/1/12), registering a pair of tackles and a fumble recovery.
- x Majored in sport administration.

## PERSONAL:

- x Attended Oxford High School (Oxford, Alabama).
- x Played in the Under Armour All-American Game.
- x Chosen as a finalist for the High School Butkus Award, given annually to the nation's top linebacker.
- x Named to the 2011 ESPN All-Alabama Football Team and earned Class 6A All-State honorable mention.
- x A top recruit, ranking 19th on Scout.com's Final Southeast Top 150, 29th in the ESPNU 150, 45th in the Press-Register Super Southeast 120 and was listed in MaxPreps' Top 100.
- x Earned four-star recruit honors from ESPN.com, Rivals.com and Scout.com.
- x Son of Peaches and Broderick Taylor.
- x Born Kwon Alexander on August 3, 1994 in Oxford, Alabama.

## COMMUNITY:

- x In October 2016, joined teammates and the entire Buccaneers business operations staff for the team's "Hometown Huddle", helping to refurbish the Sulphur Springs K-8 School and Community Center and interact with students.
- x In June 2016, hosted a youth football camp for children in his hometown of Anniston, AL while promoting the importance of nonviolence.
- x In May 2016, helped dedicate a Buccaneers Academy at Bevis Elementary School, which was awarded a Fitness Zone and also presented with a special assembly and P.E. equipment for winning the 2016 Play 60 Challenge.
- x In November 2015, congratulated students at Pinellas Park Middle School for winning the Fuel Up To Play 60 "Defend Your Turf Challenge" through a special assembly and P.E. class.
- x In October 2015, participated in games, arts and crafts, and activities with children at Metropolitan Ministries annual Fall Festival.
- x In September 2015, served lunch to more than 250 hungry and homeless men and women at Trinity Café.
- x In July 2015, went bowling with rookie or first-year firefighters and paramedics.
- x In May 2015, visited wounded warriors recovering from injury and illness at James A. Haley Veterans' Hospital in Tampa.
- x In May 2015, toured MacDill Air Force Base to greet military servicemen and servicewomen and learn about the important role that the base plays in the Tampa community.

## ALEXANDER'S CAREER STATISTICS

YEAR	TEAM	GP	GS	TACKLES				SK	YDS	INTERCEPTIONS				PD	FUMBLES			YDS	ST TACKLES		
				TOT	SOLO	ASST				NO	YDS	LG	TD		FF	FR	T		S	A	
2015	Tampa Bay	12	12	93	59	34	3.0	21.5	2	15	15	0	9	2	1	20	0	0	0		
2016	Tampa Bay	16	16	146	109	37	3.0	8.0	1	38	38t	1	8	1	1	4	0	0	0		
NFL Totals		28	28	239	168	71	6.0	29.5	3	53	38t	1	17	3	2	24	0	0	0		

## SINGLE-GAME HIGHS

**Tackles:** 21, at Dallas, 12/18/16  
**Sacks:** 1.0, six times, last vs. Seattle, 11/27/16  
**Interceptions:** 1, three times, last vs. Los Angeles, 9/25/16  
**Passes Defended:** 2, three times, last at New Orleans, 12/24/15  
**Forced Fumbles:** 1, three times, last at Dallas, 12/18/16  
**Fumble Recoveries:** 1, twice, last vs. Chicago, 11/13/16  
**Def. Touchdowns:** 1, vs. Los Angeles, 9/25/16 (INT-TD)

# ALEXANDER'S GAME-BY-GAME STATISTICS

2016

DATE	OPP	TACKLES			TFL	SK	YDS	QH	INTERCEPTIONS					FUMBLES			ST TACKLES		
		T	S	A					NO	YDS	LG	TD	PD	FF	FR	YDS	T	S	A
Sept. 11	@ATL	17	15	2	2	1.0	2.0	2	0	0	0	0	0	0	0	0	0	0	0
Sept. 18	@ARI	7	6	1	1	0.0	0.0	0	0	0	0	0	0	0	0	0	0	0	0
Sept. 25	LA	7	6	1	1	0.0	0.0	0	1	38	38t	1	1	0	0	0	0	0	0
Oct. 2	DEN	7	7	0	1	1.0	0.0	2	0	0	0	0	0	0	0	0	0	0	0
Oct. 10	@CAR	5	3	2	0	0.0	0.0	0	0	0	0	0	1	0	0	0	0	0	0
Oct. 23	@SF	10	8	2	0	0.0	0.0	2	0	0	0	0	1	0	0	0	0	0	0
Oct. 30	OAK	14	14	0	1	0.0	0.0	0	0	0	0	0	1	0	0	0	0	0	0
Nov. 3	ATL	6	3	3	0	0.0	0.0	0	0	0	0	0	0	0	0	0	0	0	0
Nov. 13	CHI	5	4	1	0	0.0	0.0	0	0	0	0	0	0	0	1	4	0	0	0
Nov. 20	@KC	7	6	1	0	0.0	0.0	0	0	0	0	0	0	0	0	0	0	0	0
Nov. 27	SEA	6	4	2	1	1.0	6.0	1	0	0	0	0	0	0	0	0	0	0	0
Dec. 4	@SD	7	5	2	1	0.0	0.0	0	0	0	0	0	0	0	0	0	0	0	0
Dec. 11	NO	7	6	1	1	0.0	0.0	0	0	0	0	0	1	0	0	0	0	0	0
Dec. 18	@DAL	21	11	10	2	0.0	0.0	0	0	0	0	0	0	1	0	0	0	0	0
Dec. 24	@NO	10	5	5	0	0.0	0.0	0	0	0	0	0	2	0	0	0	0	0	0
Jan. 1	CAR	10	6	4	1	0.0	0.0	0	0	0	0	0	1	0	0	0	0	0	0
TOTALS		146	109	37	12	3.0	8.0	7	1	38	38t	1	8	1	1	4	0	0	0

2015

DATE	OPP	TACKLES			TFL	SK	YDS	QH	INTERCEPTIONS					FUMBLES			ST TACKLES		
		T	S	A					NO	YDS	LG	TD	PD	FF	FR	YDS	T	S	A
Sept. 13	TEN	5	3	2	1	0.0	0.0	0	0	0	0	0	1	0	0	0	0	0	0
Sept. 20	@NO	8	4	4	0	0.0	0.0	0	0	0	0	0	1	0	0	0	0	0	0
Sept. 27	@HOU	10	5	5	1	0.0	0.0	0	1	0	0	0	2	0	0	0	0	0	0
Oct. 4	CAR	4	3	1	0	0.0	0.0	0	0	0	0	0	0	0	0	0	0	0	0
Oct. 11	JAC	5	3	2	0	1.0	5.5	2	0	0	0	0	2	0	0	0	0	0	0
Oct. 25	@WAS	6	5	1	0	0.0	0.0	0	0	0	0	0	0	0	0	0	0	0	0
Nov. 1	@ATL	11	6	5	0	0.0	0.0	0	1	15	15	0	1	1	1	20	0	0	0
Nov. 8	NYG	10	5	5	2	0.0	0.0	0	0	0	0	0	0	0	0	0	0	0	0
Nov. 15	DAL	4	4	0	1	1.0	8.0	1	0	0	0	0	0	0	0	0	0	0	0
Nov. 22	@PHI	10	8	2	0	0.0	0.0	0	0	0	0	0	0	0	0	0	0	0	0
Nov. 29	@IND	10	7	3	1	0.0	0.0	0	0	0	0	0	1	0	0	0	0	0	0
Dec. 6	ATL	10	6	4	0	1.0	8.0	2	0	0	0	0	1	1	0	0	0	0	0
Dec. 13	NO	Reserve/Suspended																	
Dec. 17	@STL	Reserve/Suspended																	
Dec. 27	CHI	Reserve/Suspended																	
Jan. 3	@CAR	Reserve/Suspended																	
TOTALS		93	59	34	6	3.0	21.5	5	2	15	15	0	9	2	1	20	0	0	0

2015

DATE	OPP	TACKLES			TFL	SK	YDS	QH	INTERCEPTIONS					FUMBLES			ST TACKLES		
		T	S	A					NO	YDS	LG	TD	PD	FF	FR	YDS	T	S	A
Sept. 13	TEN	5	3	2	1	0.0	0.0	0	0	0	0	0	1	0	0	0	0	0	0
Sept. 20	@NO	8	4	4	0	0.0	0.0	0	0	0	0	0	1	0	0	0	0	0	0
Sept. 27	@HOU	10	5	5	1	0.0	0.0	0	1	0	0	0	2	0	0	0	0	0	0
Oct. 4	CAR	4	3	1	0	0.0	0.0	0	0	0	0	0	0	0	0	0	0	0	0
Oct. 11	JAC	5	3	2	0	1.0	5.5	2	0	0	0	0	2	0	0	0	0	0	0
Oct. 25	@WAS	6	5	1	0	0.0	0.0	0	0	0	0	0	0	0	0	0	0	0	0
Nov. 1	@ATL	11	6	5	0	0.0	0.0	0	1	15	15	0	1	1	1	20	0	0	0
Nov. 8	NYG	10	5	5	2	0.0	0.0	0	0	0	0	0	0	0	0	0	0	0	0
Nov. 15	DAL	4	4	0	1	1.0	8.0	1	0	0	0	0	0	0	0	0	0	0	0
Nov. 22	@PHI	10	8	2	0	0.0	0.0	0	0	0	0	0	0	0	0	0	0	0	0
Nov. 29	@IND	10	7	3	1	0.0	0.0	0	0	0	0	0	1	0	0	0	0	0	0
Dec. 6	ATL	10	6	4	0	1.0	8.0	2	0	0	0	0	1	1	0	0	0	0	0
Dec. 13	NO	Reserve/Suspended																	
Dec. 17	@STL	Reserve/Suspended																	
Dec. 27	CHI	Reserve/Suspended																	
Jan. 3	@CAR	Reserve/Suspended																	
TOTALS		93	59	34	6	3.0	21.5	5	2	15	15	0	9	2	1	20	0	0	0

9

**BRYAN ANGER****PUNTER****HT: 6-3 WT: 205****DOB: 10/6/88****NFL: 6TH YEAR****ACQ: UFA (JAC), 2016****COLLEGE: CALIFORNIA****ACQUIRED BY BUCS:**

- × Signed by Tampa Bay on March 23, 2016 as an unrestricted free agent from Jacksonville.

**ORIGINALLY ENTERED NFL:**

- × Originally entered the NFL as a third-round pick (70th overall) of the Jacksonville Jaguars in the 2012 NFL Draft.

**AWARDS & ACCOLADES:**

- × NFC Special Teams Player of the Week (Week 17, 2016).
- × 2012 All-Rookie Team (CBS Sports, ESPN, Pro Football Weekly and the Pro Football Writers of America).

**CAREER HIGHLIGHTS:**

- × Spent four seasons with Jacksonville (2012-15).
- × Has played in 80 career regular season games, with 430 punts (three blocked) for 20,070 yards (46.7 avg.) with 32 touchbacks, 150 punts inside the 20 and a net average of 40.5 yards.
- × Also kicked off four times, completed one pass for 19 yards, rushed once for zero yards and notched seven special teams tackles.
- × His 46.7 career gross punting average is the seventh-highest in NFL history (min. 250 punts).
- × Since entering the league in 2012, his 150 punts inside the 20 are the fourth-most in the league during that span.
- × Set Buccaneers franchise single-season records in 2016 with a 45.9 gross punting average, a 42.7 net punting average, and 37 punts inside the 20-yard line.
- × Named NFC Special Teams Player of the Week for Week 17 of 2016 after dropping all five of his punts vs. Carolina (1/1/17) inside the 20-yard line, allowing zero punt return yards, for a net average of 45.8.
- × Holds Jaguars career records for gross punting average (46.8) and net punting average (40.5).
- × Set NFL rookie records in gross punt average (47.8) and net punt average (40.8) in 2012, both of which were single-season highs for Jacksonville.

- × Against Baltimore (12/14/14), completed a pass for 19-yards on 4th-and-three, extending Jacksonville's drive.
- × Dropped a career-best six punts inside the 20 against Arizona (11/17/13).
- × Posted career highs in punts (11) and punting yards (556) against Kansas City (9/8/13).
- × Had a career-high 56.3 punting average against New England (12/23/12).
- × Registered a career-long 73-yard punt against Detroit (11/4/12) and finished the day with a career-best 50.5 net punting average.
- × Made NFL debut at Minnesota (9/9/12).

**2016 HIGHLIGHTS:**

- × Set Buccaneers franchise single-season records with a 45.9 gross punting average, a 42.7 net punting average, and 37 punts inside the 20-yard line.
- × Ranked fourth in NFL with a 42.7 net punting average and tied for third with 32 punts inside the 20, including his final eight on the season.
- × Made Buccaneers debut in 31-24 win at Atlanta (9/11). Averaged 49.4 yards on five punts, with a net of 45.0, and placed two inside the 20. His final punt with 2:00 to play and the Buccaneers holding a seven-point lead resulted in an Atlanta fair catch at its own nine-yard line.
- × Punted six times for a 47.0 avg., 42.5 net, while placing three inside the 20, at Arizona (9/18).
- × Averaged 47.8 yards on four punts, with a net of 44.8, and one inside the 20 vs. Los Angeles (9/25).
- × Punted seven times for an average of 46.6 yards, with a net of 42.0, while placing three inside the 20, vs. Denver (10/2).
- × Posted a net punting average of 43.8 on five punts, including two inside the 20, in win at Carolina (10/10).
- × Placed two of his three points inside the 20-yard line in win at San Francisco (10/23).
- × Punted eight times for an average of 48.0 yards with a 41.8 net average, including three inside the 20.

- × Placed all three of his punts vs. Atlanta (11/3) inside the 20, while posting a net average of 47.3 yards.
- × Against Chicago (11/13), allowed -3 return yards on five punts resulting in a net average of 43.4, including two inside the 20.
- × Placed all four of his punts inside the 20 for a 40.0 net in 14-5 win vs. Seattle (11/27).
- × Averaged 54.0 yards on two punts with a net of 48.0 in win at San Diego (12/4). With the Buccaneers trailing 14-10 with 4:42 to go in the third quarter, boomed a 54-yard punt that was fair caught at the San Diego 8-yard line. On the Chargers' ensuing play, Lavonte David intercepted Philip Rivers and returned it 15 yards for a touchdown.
- × With the Buccaneers holding a 16-11 lead in the fourth quarter, punted twice to the Saints and forced them to begin their final two possessions at their own 1 and their own 3-yard line, respectively, neither of which led to points as the Buccaneers won their fifth consecutive game (12/11).
- × Posted a net average of 42.8 on four punts, including one placed inside the 20 vs. Dallas (12/18).
- × Set a career single-game high with a 51.0 net average on three punts, with all three being downed inside the 20.

- × Named NFC Special Teams Player of the Week for Week 17 after dropping all five of his punts vs. Carolina (1/1/17) inside the 20-yard line, allowing zero punt return yards, for a net average of 45.8.

### COLLEGE/PERSONAL:

- × Played in 51 games at California (2007-11), punting 255 times for 11,094 yards (43.5 avg.) and a 38.2 net average, with 90 punts downed inside the 20.
- × Finished his career ranking second in school history and sixth in Pac-12 conference history in gross punting average.
- × Graduated with a degree in integrative biology.
- × Attended Camarillo High School (Camarillo, California).
- × Named first-team All-America by EA Sports and USA Today as a senior, while being listed as the second-best punter in the nation by Rivals.com.
- × In August 2016, helped host athletes from Special Olympics Florida at training camp, encouraging the athletes and running Play 60 drills. Son of Jean and Mike Anger.
- × Brother, Michael Jr., played football at San Diego and Soccer at UC Irvine.
- × Born Bryan Corey Anger on October 6, 1988 in Camarillo, California.

## ANGER'S CAREER STATISTICS

YEAR	TEAM	GP	NO	YDS	PUNTING		YDS	NET	TB	IN 20	LG	BLK
					AVG	OPP RET						
2012	Jacksonville	16	91	4,353	47.8	40	495	40.8	5	31	73	1
2013	Jacksonville	16	95	4,338	45.7	47	330	40.5	8	31	61	0
2014	Jacksonville	16	94	4,464	47.5	52	464	39.6	10	25	69	2
2015	Jacksonville	16	80	3,700	46.3	45	462	39.0	4	26	63	1
2016	Tampa Bay	16	70	3,215	45.9	24	128	42.7	5	35	59	0
NFL Totals		80	430	20,070	46.7	208	1,879	40.5	32	148	73	3

### SINGLE-GAME HIGHS

**Punts:** 11, vs. Kansas City, 9/8/13 (w/Jacksonville)  
**Gross Yards:** 556, vs. Kansas City, 9/8/13 (w/Jacksonville)  
**Gross Average (min. 4 att):** 56.3, vs. New England, 12/23/12 (w/Jacksonville)  
**Touchbacks:** 2, twice, last vs. Cleveland, 10/19/14 (w/Jacksonville)  
**Net Average (min. 4 att):** 50.5, vs. Detroit, 11/4/12 (w/Jacksonville)  
**Punts Inside the 20:** 6, vs. Arizona, 11/17/13 (w/Jacksonville)  
**Longest Punt:** 73, vs. Detroit, 11/4/12 (w/Jacksonville)

# ANGER'S GAME-BY-GAME STATISTICS

OWNERSHIP

VETERANS & DRAFT PICKS

2016 IN REVIEW

HISTORY

RECORDS

SIDELINES

## 2016

DATE	OPP	NO	YDS	AVG	RET	PUNTING		NET	TB	IN 20	LG	BLK
						YDS						
Sept. 11	@ATL	5	247	49.4	2	22		45.0	0	1	57	0
Sept. 18	@ARI	6	282	47.0	1	7		42.5	1	2	59	0
Sept. 25	LA	4	191	47.8	2	12		44.8	0	1	55	0
Oct. 2	DEN	7	326	46.6	2	12		42.0	1	3	59	0
Oct. 10	@CAR	5	225	45.0	2	6		43.8	0	2	51	0
Oct. 23	@SF	3	117	39.0	1	0		39.0	0	2	42	0
Oct. 30	OAK	8	384	48.0	4	33		41.4	1	3	55	0
Nov. 3	ATL	3	143	47.7	2	1		47.3	0	3	53	0
Nov. 13	CHI	5	214	42.8	2	-3		43.4	0	2	54	0
Nov. 20	@KC	2	80	40.0	1	20		20.0	1	0	44	0
Nov. 27	SEA	4	160	40.0	1	0		40.0	0	4	56	0
Dec. 4	@SD	2	108	54.0	1	12		48.0	0	1	54	0
Dec. 11	NO	4	185	46.3	1	6		39.8	1	2	57	0
Dec. 18	@DAL	4	171	42.8	1	0		42.8	0	1	53	0
Dec. 24	@NO	3	153	51.0	0	0		51.0	0	3	55	0
Jan. 1	CAR	5	229	45.8	1	0		45.8	0	5	53	0
TOTALS		70	3,215	45.9	24	128		42.7	5	35	59	0

## 2015 (W/JACKSONVILLE)

DATE	OPP	NO	YDS	AVG	RET	PUNTING		NET	TB	IN 20	LG	BLK
						YDS						
Sept. 13	CAR	5	231	46.2	3	46		37.0	0	2	56	0
Sept. 20	MIA	7	317	45.3	3	25		38.9	1	1	56	0
Sept. 27	@NE	4	195	48.8	3	26		42.3	0	1	57	0
Oct. 4	@IND	8	307	38.4	2	16		36.4	0	5	47	0
Oct. 11	@TB	4	221	55.3	3	85		34.0	0	1	63	0
Oct. 18	HOU	5	234	46.8	2	25		37.8	1	2	55	0
Oct. 25	BUF	6	269	44.8	2	37		38.7	0	0	56	0
Nov. 8	@NYJ	5	203	40.6	4	42		32.2	0	3	50	0
Nov. 15	@BAL	7	364	52.0	4	54		41.4	1	0	56	0
Nov. 19	TEN	4	192	48.0	3	15		44.3	0	3	59	0
Nov. 29	SD	3	124	41.3	2	33		30.3	0	1	51	0
Dec. 6	@TEN	3	160	53.3	2	11		43.0	1	0	58	0
Dec. 13	IND	5	228	45.6	3	7		44.2	0	1	53	0
Dec. 20	ATL	6	254	42.3	4	21		38.8	0	1	60	0
Dec. 27	@NO	3	150	50.0	1	1		49.7	0	2	53	0
Jan. 3	@HOU	5	251	50.2	4	18		46.6	0	3	60	0
TOTALS		80	3,700	46.3	45	462		39.5	4	26	63	0

## 2014 (W/JACKSONVILLE)

DATE	OPP	NO	YDS	AVG	RET	PUNTING		NET	TB	IN 20	LG	BLK
						YDS						
Sept. 7	@PHI	8	372	46.5	4	62		38.8	0	2	61	0
Sept. 14	@WAS	8	383	47.9	7	59		40.5	0	2	55	0
Sept. 21	IND	5	232	46.4	0	0		42.4	1	1	61	0
Sept. 28	@SD	2	111	55.5	1	2		44.5	1	0	63	0
Oct. 5	PIT	5	225	45.0	4	20		41.0	0	1	47	0
Oct. 12	@TEN	6	286	47.7	4	16		41.7	1	1	64	0
Oct. 19	CLE	8	345	43.1	2	6		37.4	2	3	56	0
Oct. 26	MIA	4	187	46.8	2	10		44.3	0	2	54	0
Nov. 2	@CIN	6	250	41.7	5	60		27.1	0	1	51	1
Nov. 9	DAL	6	283	47.2	3	24		39.8	1	1	60	0
Nov. 23	@IND	7	346	49.4	5	48		42.6	0	3	64	0
Nov. 30	NYG	7	367	52.4	5	48		45.6	0	2	66	0
Dec. 7	HOU	4	193	48.3	1	21		38.0	1	2	57	0
Dec. 14	@BAL	5	267	53.4	3	49		33.0	1	1	69	1
Dec. 18	TEN	7	321	45.9	4	27		39.1	1	1	61	0
Dec. 28	@HOU	6	296	49.3	2	12		44.0	1	2	61	0
TOTALS		94	4,464	47.5	52	464		39.6	10	25	69	2

## 2013 (W/JACKSONVILLE)

DATE	OPP	NO	YDS	AVG	RET	PUNTING		NET	TB	IN 20	LG	BLK
						YDS						
Sept. 8	KC	11	556	50.5	7	80		41.5	1	2	58	0
Sept. 15	@OAK	8	349	43.6	4	33		39.5	0	3	57	0
Sept. 22	@SEA	7	299	42.7	4	33		38.0	0	2	48	0
Sept. 29	IND	6	290	48.3	5	19		45.2	0	1	61	0
Oct. 6	@STL	5	241	48.2	4	15		45.2	0	1	54	0
Oct. 13	@DEN	3	135	45.0	1	1		44.7	0	2	48	0
Oct. 20	SD	3	150	50.0	1	11		39.7	1	1	54	0
Oct. 27	SF	4	178	44.5	2	4		38.5	1	0	51	0
Nov. 10	@TEN	7	304	43.4	2	15		38.4	1	3	53	0
Nov. 17	ARI	8	382	47.8	4	22		45.0	0	6	58	0
Nov. 24	@HOU	6	259	43.2	3	19		33.3	2	2	59	0
Dec. 1	@CLE	7	306	43.7	3	49		33.9	1	4	58	0
Dec. 5	HOU	8	341	42.6	3	21		37.5	1	1	57	0
Dec. 15	BUF	3	136	45.3	2	4		44.0	0	1	48	0
Dec. 22	TEN	4	182	45.5	1	-1		45.8	0	2	56	0
Dec. 29	@IND	5	230	46.0	1	5		45.0	0	0	49	0
<b>TOTALS</b>		<b>95</b>	<b>4,338</b>	<b>45.7</b>	<b>47</b>	<b>330</b>		<b>40.5</b>	<b>8</b>	<b>31</b>	<b>61</b>	<b>0</b>

## 2012 (W/JACKSONVILLE)

DATE	OPP	NO	YDS	AVG	RET	PUNTING		NET	TB	IN 20	LG	BLK
						YDS						
Sept. 9	@MIN	4	214	53.5	2	22		43.0	1	1	57	0
Sept. 16	HOU	9	470	52.2	6	77		43.7	0	3	60	0
Sept. 23	@IND	6	321	53.5	4	29		45.3	1	1	66	0
Sept. 30	CIN	6	295	49.2	3	33		40.3	1	0	61	0
Oct. 7	CHI	6	291	48.5	4	8		47.2	0	2	65	0
Oct. 21	@OAK	9	379	42.1	5	6		39.2	1	2	55	0
Oct. 28	@GB	5	203	40.6	1	0		30.5	1	0	57	1
Nov. 4	DET	4	202	50.5	0	0		50.5	0	3	73	0
Nov. 8	IND	5	236	47.2	1	12		44.8	0	1	57	0
Nov. 18	@HOU	5	242	48.4	2	76		33.2	0	1	62	0
Nov. 25	TEN	5	235	47.0	1	0		47.0	0	4	65	0
Dec. 2	@BUF	5	208	41.6	3	12		39.2	0	3	52	0
Dec. 9	NYJ	8	363	45.4	2	18		43.1	0	5	55	0
Dec. 16	@MIA	5	237	47.4	0	0		47.4	0	2	53	0
Dec. 23	NE	4	225	56.3	3	42		45.8	0	2	65	0
Dec. 30	@TEN	5	232	46.4	3	160		14.4	0	1	54	0
<b>TOTALS</b>		<b>91</b>	<b>4,353</b>	<b>47.8</b>	<b>40</b>	<b>495</b>		<b>40.8</b>	<b>5</b>	<b>31</b>	<b>73</b>	<b>1</b>

91

**ROBERT AYERS JR.****DEFENSIVE END****HT: 6-3 WT: 275****DOB: 9/6/85****NFL: 9TH YEAR****ACQ: UFA (NYG), 2016****COLLEGE: TENNESSEE****ACQUIRED BY BUCS:**

- x Signed by Tampa Bay on March 11, 2016 as an unrestricted free agent from N.Y. Giants.

**ORIGINALLY ENTERED NFL:**

- x Originally entered the NFL as a first-round pick (18th overall) of the Denver Broncos in the 2009 NFL Draft.

**CAREER HIGHLIGHTS:**

- x Spent five seasons with Denver (2009-13) and two with N.Y. Giants (2014-15).
- x Has played in 108 career regular season games, with 49 starts, totaling 233 tackles, 48 tackles for loss, 33.0 sacks, 12 passes defended, seven forced fumbles and three fumble recoveries (54 return yards, one touchdown).
- x Played in six career postseason contests, with one start, notching nine tackles and 3.0 sacks.
- x Owns four career multi-sack games: vs. Pittsburgh (2.0, 1/8/12 – Wild Card Playoff), vs. Oakland (2.0, 9/23/13), vs. N.Y. Jets (2.0, 12/6/15) vs. Carolina (2.0, 12/20/15).
- x Registered first career sack at Jacksonville (9/12/10).
- x Scored a touchdown on a 54-yard fumble return against Pittsburgh (11/9/09).
- x Started in postseason debut against Pittsburgh (1/8/12), notching 2.0 sacks.
- x Made first career start at Philadelphia (12/27/09).
- x Made NFL debut at Cincinnati (9/13/09).

**2016 HIGHLIGHTS:**

- x Started 10-of-12 games that he played and registered 29 tackles, including seven for loss, 6.5 sacks, one forced fumble and one pass defended.
- x Making his Buccaneers debut, recorded two tackles and a sack in season-opening win at Atlanta (9/11). Sack came on third down in red zone to force field goal.
- x Started at Arizona (9/18), recording two tackles before exiting the game with an injury.
- x Inactive Games 3-6 with an ankle injury.
- x Returned to the starting lineup vs. Oakland (10/30) and registered one tackle.

- x Posted two tackles vs. Atlanta (11/3).
- x Recorded a season-high 1.5 sacks, six tackles, and a forced fumble that resulted in a safety in 36-10 win vs. Chicago (11/13).
- x Registered one tackle for loss in win at Kansas City (11/20).
- x Notched two tackles one sack and four quarterback hits in 14-5 win vs. Seattle (11/27) and was part of a pass rush that recorded six sacks and 12 quarterback hits on Russell Wilson.
- x Tallied three tackles and a sack in win at San Diego (12/4).
- x Recorded a sack for the third consecutive game – the first time in his career he has done that – in win vs. New Orleans (12/11).
- x Recorded three tackles, including one for loss, at Dallas (12/18).
- x Notched one tackle at New Orleans (12/24).
- x Logged three tackles, one sack and one pass defended in win vs. Carolina (1/1).

**COLLEGE/PERSONAL:**

- x Played in 48 games at Tennessee (2004-08), with 14 starts, totaling 113 tackles, 9.0 sacks, four passes defended and one interception.
- x Registered a team-high 27.5 tackles for loss in his final two seasons.
- x Started all 12 games as a senior (2008), contributing 49 tackles, 3.0 sacks and an SEC-leading 15.5 tackles for loss, along with one interception, earning second-team All-Southeastern Conference honors.
- x Majored in African studies.
- x Attended Marlboro County High School (Bennettsville, South Carolina).
- x Attended Hoboken High School (Hoboken, New Jersey) as a freshman.
- x Earned all-conference honors as a senior and was selected to play in the Shrine Bowl of the Carolinas.
- x Rated the third-best linebacker prospect in the nation and the second-best overall prospect in South Carolina by PrepStar.
- x Also ran the 100 meters and was part of his high school team's 4x100-meter relay.



- × Along with his family, represented the Buccaneers in the Gasparilla Children's Parade in January 2017. Son of Charlotte Dickey.
- × Siblings are Jayson, Nadeya and Eric.
- × He and his wife, Brandi, have two daughters, Brailyn and Robyn.
- × Born Robert Earnest Ayers Jr. on July 19, 1983 in Jersey City, New Jersey.

## AYERS' CAREER STATISTICS

YEAR	TEAM	TACKLES							INTERCEPTIONS				FUMBLES			
		GP	GS	TOT	SOLO	ASST	SK	YDS	NO	YDS	LG	TD	PD	FF	FR	YDS
2009	Denver	15	1	18	13	5	0.0	0.0	0	0	0	0	2	0	2	54
2010	Denver	11	10	39	32	7	1.5	6.5	0	0	0	0	1	1	0	0
2011	Denver	16	13	39	25	14	3.0	12.0	0	0	0	0	3	1	1	0
2012	Denver	15	0	16	8	8	2.0	18.0	0	0	0	0	0	0	0	0
2013	Denver	15	3	29	23	6	5.5	34.5	0	0	0	0	0	1	0	0
2014	N.Y. Giants	12	1	22	18	4	5.0	37.0	0	0	0	0	1	1	0	0
2015	N.Y. Giants	12	11	41	31	10	9.5	60.5	0	0	0	0	4	2	0	0
2016	Tampa Bay	12	10	29	21	8	6.5	38.5	0	0	0	0	1	1	0	0
NFL Totals		107	49	230	169	61	32.0	199.0	0	0	0	0	11	7	3	54

### PLAYOFFS

YEAR	TEAM	GP	GS	TACKLES				YDS	INTERCEPTIONS				FUMBLES			
				TOT	SOLO	ASST	SK		NO	YDS	LG	TD	PD	FF	FR	YDS
2011	Denver	2	1	5	3	2	2.0	24.0	0	0	0	0	0	0	0	0
2012	Denver	1	0	0	0	0	0.0	0.0	0	0	0	0	0	0	0	0
2014	Denver	3	0	4	3	1	1.0	11.0	0	0	0	0	0	0	1	0
Postseason		5	1	10	5	5	0.0	0.0	1	3	3	0	3	0	3	2

## SINGLE-GAME HIGHS

**Tackles:** 7, vs. Philadelphia, 1/3/16 (w/N.Y. Giants)  
**Sacks:** 2.0, four times (one in postseason), last vs. Carolina, 12/20/15 (w/N.Y. Giants)  
**Passes Defended:** 2, vs. Atlanta, 9/20/15 (w/N.Y. Giants)  
**Forced Fumbles:** 1, seven times, last vs. Chicago, 11/13/16  
**Fumble Recoveries:** 1, three times, last vs. New England, 11/15/15 (w/N.Y. Giants)  
**Touchdowns:** 1, vs. Pittsburgh, 11/9/09 (Fumble Return, w/Denver)

## AYERS' GAME-BY-GAME STATISTICS

### 2016

DATE	OPP	TACKLES				TFL	SK	YDS	QH	INTERCEPTIONS				PD	FUMBLES				ST TACKLES			
		T	S	A						NO	YDS	LG	TD		FF	FR	YDS		T	S	A	
Sept. 11	@ATL	2	2	0		1	1.0	4.0	1	0	0	0	0	0	0	0	0		0	0	0	
Sept. 18	@ARI	2	2	0		0	0.0	0.0	0	0	0	0	0	0	0	0	0		0	0	0	
Sept. 25	LA									Inactive												
Oct. 2	DEN									Inactive												
Oct. 10	@CAR									Inactive												
Oct. 23	@SF									Inactive												
Oct. 30	OAK	1	1	0		0	0.0	0.0	0	0	0	0	0	0	0	0	0		0	0	0	
Nov. 3	ATL	2	0	2		0	0.0	0.0	1	0	0	0	0	0	0	0	0		0	0	0	
Nov. 13	CHI	6	5	1		1	1.5	6.5	3	0	0	0	0	0	1	0	0		0	0	0	
Nov. 20	@KC	1	0	1		0	0.0	0.0	1	0	0	0	0	0	0	0	0		0	0	0	
Nov. 27	SEA	2	1	1		1	1.0	4.0	4	0	0	0	0	0	0	0	0		0	0	0	
Dec. 4	@SD	3	2	1		1	1.0	7.0	2	0	0	0	0	0	0	0	0		0	0	0	
Dec. 11	NO	3	3	0		1	1.0	9.0	4	0	0	0	0	0	0	0	0		0	0	0	
Dec. 18	@DAL	3	2	1		1	0.0	0.0	1	0	0	0	0	0	0	0	0		0	0	0	
Dec. 24	@NO	1	1	0		0	0.0	0.0	0	0	0	0	0	0	0	0	0		0	0	0	
Jan. 1	CAR	3	2	1		1	1.0	8.0	2	0	0	0	0	1	0	0	0		0	0	0	
TOTALS		29	21	8		7	6.5	38.5	19	0	0	0	0	1	1	0	0		0	0	0	

## 2015 (W/N.Y. GIANTS)

DATE	OPP	TACKLES			TFL	SK	YDS	QH	INTERCEPTIONS					PD	FUMBLES			ST TACKLES		
		T	S	A					NO	YDS	LG	TD			FF	FR	YDS	T	S	A
Sept. 13	@DAL	3	2	1	0	0.0	0.0	1	0	0	0	0	0	0	1	0	0	0	0	0
Sept. 20	ATL	3	3	0	2	1.0	11.0	2	0	0	0	0	0	2	0	0	0	0	0	0
Sept. 24	WAS								Inactive											
Oct. 4	@BUF								Inactive											
Oct. 11	SF								Inactive											
Oct. 19	@PHI								Inactive											
Oct. 25	DAL	1	0	1	0	0.0	0.0	2	0	0	0	0	1	0	0	0	0	0	0	0
Nov. 1	@NO	3	2	1	0	0.0	0.0	2	0	0	0	0	0	0	0	0	0	0	0	0
Nov. 8	@TB	1	1	0	0	0.0	0.0	0	0	0	0	0	0	0	0	0	0	0	0	0
Nov. 15	NE	2	2	0	0	1.0	0.0	1	0	0	0	0	0	1	0	0	0	0	0	0
Nov. 29	@WAS	3	2	1	0	0.0	0.0	1	0	0	0	0	0	0	0	0	0	0	0	0
Dec. 6	NYJ	5	3	2	2	2.0	9.0	4	0	0	0	0	1	0	0	0	0	0	0	0
Dec. 14	@MIA	1	1	0	1	1.0	1.0	1	0	0	0	0	0	0	0	0	0	0	0	0
Dec. 20	CAR	6	6	0	2	2.0	22.0	3	0	0	0	0	0	0	0	0	0	0	0	0
Dec. 27	@MIN	6	5	1	1	1.5	12.5	3	0	0	0	0	0	0	0	0	0	0	0	0
Jan. 3	PHI	7	4	3	3	1.0	5.0	2	0	0	0	0	0	0	0	0	0	0	0	0
TOTALS		41	31	10	11	9.5	60.5	22	0	0	0	0	4	2	0	0	0	0	0	0

## 2014 (W/N.Y. GIANTS)

DATE	OPP	TACKLES			TFL	SK	YDS	QH	INTERCEPTIONS					PD	FUMBLES			ST TACKLES		
		T	S	A					NO	YDS	LG	TD			FF	FR	YDS	T	S	A
Sept. 8	@DET	1	1	0	1	1.0	5.0	1	0	0	0	0	0	0	0	0	0	0	0	0
Sept. 14	ARI	3	2	1	1	1.0	7.0	1	0	0	0	0	0	0	0	0	0	0	0	0
Sept. 21	HOU	3	3	0	0	0.0	0.0	1	0	0	0	0	0	0	0	0	0	0	0	0
Sept. 25	@WAS	0	0	0	0	0.0	0.0	0	0	0	0	0	1	0	0	0	0	0	0	0
Oct. 5	ATL	2	2	0	0	0.0	0.0	2	0	0	0	0	0	0	0	0	0	0	0	0
Oct. 12	@PHI	0	0	0	0	0.0	0.0	0	0	0	0	0	0	0	0	0	0	0	0	0
Oct. 19	@DAL	1	1	0	0	0.0	0.0	0	0	0	0	0	0	0	0	0	0	0	0	0
Nov. 3	IND	3	3	0	0	1.0	9.0	7	0	0	0	0	0	1	0	0	0	0	0	0
Nov. 9	@SEA	5	2	3	1	1.0	8.0	1	0	0	0	0	0	0	0	0	0	0	0	0
Nov. 16	SF	2	2	0	1	1.0	8.0	1	0	0	0	0	0	0	0	0	0	0	0	0
Nov. 23	DAL	1	1	0	0	0.0	0.0	0	0	0	0	0	0	0	0	0	0	0	0	0
Nov. 30	@JAX	1	1	0	0	0.0	0.0	0	0	0	0	0	0	0	0	0	0	0	0	0
Dec. 7	@TEN								Injured Reserve											
Dec. 14	WAS								Injured Reserve											
Dec. 21	@STL								Injured Reserve											
Dec. 28	PHI								Injured Reserve											
TOTALS		22	18	4	4	5.0	37.0	14	0	0	0	0	1	1	0	0	0	0	0	0

## 2013 (W/DENVER)

DATE	OPP	TACKLES			TFL	SK	YDS	QH	INTERCEPTIONS					PD	FUMBLES			ST TACKLES		
		T	S	A					NO	YDS	LG	TD			FF	FR	YDS	T	S	A
Sept. 5	BAL	1	1	0	1	1.0	9.0	1	0	0	0	0	0	0	0	0	0	0	0	0
Sept. 15	@NYG	3	3	0	1	0.0	0.0	0	0	0	0	0	0	0	0	0	0	0	0	0
Sept. 23	OAK	2	2	0	2	2.0	12.0	3	0	0	0	0	0	0	0	0	0	0	0	0
Sept. 29	PHI	6	5	1	0	0.5	1.5	1	0	0	0	0	0	0	0	0	0	0	0	0
Oct. 6	@DAL	2	1	1	1	1.0	6.0	1	0	0	0	0	0	0	0	0	0	0	0	0
Oct. 13	JAX								Inactive											
Oct. 20	@IND	1	0	1	0	0.0	0.0	0	0	0	0	0	0	0	0	0	0	0	0	0
Oct. 27	WAS	3	3	0	1	0.0	0.0	1	0	0	0	0	0	0	0	0	0	0	0	0
Nov. 10	@SD	1	1	0	0	0.0	0.0	1	0	0	0	0	0	0	0	0	0	0	0	0
Nov. 17	KC	0	0	0	0	0.0	0.0	0	0	0	0	0	0	0	0	0	0	0	0	0
Nov. 24	@NE	1	0	1	0	0.0	0.0	0	0	0	0	0	0	0	0	0	0	0	0	0
Dec. 1	@KC	1	1	0	0	0.0	0.0	0	0	0	0	0	0	0	0	0	0	0	0	0
Dec. 8	TEN	1	1	0	0	0.0	0.0	1	0	0	0	0	0	0	0	0	0	0	0	0
Dec. 12	SD	3	1	2	0	0.0	0.0	0	0	0	0	0	0	0	0	0	0	0	0	0
Dec. 22	@HOU	3	3	0	0	1.0	6.0	1	0	0	0	0	0	1	0	0	0	0	0	0
Dec. 29	@OAK	1	1	0	1	0.0	0.0	0	0	0	0	0	0	0	0	0	0	0	0	0
TOTALS		29	23	6	7	5.5	34.5	10	0	0	0	0	0	1	0	0	0	0	0	0
PLAYOFFS																				
Jan. 12	SD	2	1	1	0	0.0	0.0	0	0	0	0	0	0	0	0	0	0	0	0	0
Jan. 19	NE	1	1	0	1	1.0	11.0	1	0	0	0	0	0	0	0	0	0	0	0	0
Feb. 2	SEA	1	1	0	0	0.0	0.0	0	0	0	0	0	0	0	0	0	0	0	0	0
TOTALS		4	3	1	1	1.0	11.0	1	0	0	0	0	0	0	0	0	0	0	0	0

## 2012 (W/DENVER)

DATE	OPP	TACKLES							INTERCEPTIONS					FUMBLES			ST TACKLES		
		T	S	A	TFL	SK	YDS	QH	NO	YDS	LG	TD	PD	FF	FR	YDS	T	S	A
Sept. 9	PIT	2	1	1	0	0.0	0.0	0	0	0	0	0	0	0	0	0	0	0	0
Sept. 17	@ATL	0	0	0	0	0.0	0.0	0	0	0	0	0	0	0	0	0	0	0	0
Sept. 23	HOU	0	0	0	0	0.0	0.0	0	0	0	0	0	0	0	0	0	0	0	0
Sept. 30	OAK	1	0	1	0	0.0	0.0	0	0	0	0	0	0	0	0	0	0	0	0
Oct. 7	@NE	0	0	0	0	0.0	0.0	0	0	0	0	0	0	0	0	0	0	0	0
Oct. 15	@SD	1	0	1	0	0.0	0.0	0	0	0	0	0	0	0	0	0	0	0	0
Oct. 28	NO	0	0	0	0	0.0	0.0	0	0	0	0	0	0	0	0	0	0	0	0
Nov. 4	@CIN	1	0	1	0	0.0	0.0	0	0	0	0	0	0	0	0	0	0	0	0
Nov. 11	@CAR	5	3	2	2	1.0	12.0	3	0	0	0	0	0	0	0	0	0	0	0
Nov. 18	SD	2	1	1	1	0.0	0.0	0	0	0	0	0	0	0	0	0	0	0	0
Nov. 25	@KC	0	0	0	0	0.0	0.0	1	0	0	0	0	0	0	0	0	0	0	0
Dec. 2	TB	Inactive																	
Dec. 6	@OAK	1	1	0	1	0.0	0.0	0	0	0	0	0	0	0	0	0	0	0	0
Dec. 16	@BAL	1	1	0	1	1.0	6.0	2	0	0	0	0	0	0	0	0	0	0	0
Dec. 23	CLE	0	0	0	0	0.0	0.0	0	0	0	0	0	0	0	0	0	0	0	0
Dec. 30	KC	2	1	1	0	0.0	0.0	1	0	0	0	0	0	0	0	0	0	0	0
TOTALS		16	8	8	5	2.0	18.0	7	0	0	0	0	0	0	0	0	0	0	0
PLAYOFFS																			
Jan. 12	BAL	0	0	0	0	0.0	0.0	0	0	0	0	0	0	0	0	0	0	0	0
TOTALS		0	0	0	0	0.0	0.0	0	0	0	0	0	0	0	0	0	0	0	0

## 2011 (W/DENVER)

DATE	OPP	TACKLES							INTERCEPTIONS					FUMBLES			ST TACKLES		
		T	S	A	TFL	SK	YDS	QBP	NO	YDS	LG	TD	PD	FF	FR	YDS	T	S	A
Sept. 12	OAK	2	1	1	1	0.0	0.0	0	0	0	0	0	0	0	0	0	0	0	0
Sept. 18	CIN	1	1	0	0	0.0	0.0	1	0	0	0	0	1	0	0	0	0	0	0
Sept. 25	@TEN	4	2	2	0	0.0	0.0	0	0	0	0	0	0	0	1	0	0	0	0
Oct. 2	@GB	2	1	1	0	0.0	0.0	0	0	0	0	0	0	0	0	0	0	0	0
Oct. 9	SD	5	3	2	1	1.0	0.0	1	0	0	0	0	0	1	0	0	0	0	0
Oct. 23	@MIA	2	1	1	0	0.0	0.0	0	0	0	0	0	0	0	0	0	0	0	0
Oct. 30	DET	3	3	0	2	1.0	7.0	1	0	0	0	0	0	0	0	0	0	0	0
Nov. 6	@OAK	1	0	1	0	0.0	0.0	0	0	0	0	0	1	0	0	0	0	0	0
Nov. 13	@KC	2	1	1	0	0.0	0.0	0	0	0	0	0	0	0	0	0	0	0	0
Nov. 17	NYJ	3	2	1	0	0.0	0.0	0	0	0	0	0	0	0	0	0	0	0	0
Nov. 27	@SD	3	3	0	0	0.0	0.0	0	0	0	0	0	0	0	0	0	0	0	0
Dec. 4	@MIN	2	0	2	0	0.0	0.0	0	0	0	0	0	1	0	0	0	0	0	0
Dec. 11	CHI	3	2	1	0	0.0	0.0	0	0	0	0	0	0	0	0	0	0	0	0
Dec. 18	NE	2	2	0	1	0.0	0.0	0	0	0	0	0	0	0	0	0	0	0	0
Dec. 24	@BUF	1	0	1	0	0.0	0.0	0	0	0	0	0	0	0	0	0	0	0	0
Jan. 1	KC	3	3	0	1	1.0	5.0	1	0	0	0	0	0	0	0	0	0	0	0
TOTALS		39	25	14	6	3.0	12.0	4	0	0	0	0	3	1	1	0	0	0	0
PLAYOFFS																			
Jan. 8	PIT	3	3	0	2	2.0	24.0	3	0	0	0	0	0	0	0	0	0	0	0
Jan. 14	@NE	2	0	2	0	0.0	0.0	0	0	0	0	0	0	0	0	0	0	0	0
TOTALS		5	3	2	2	2.0	24.0	3	0	0	0	0	0	0	0	0	0	0	0

## 2010 (W/DENVER)

DATE	OPP	TACKLES							INTERCEPTIONS					FUMBLES			ST TACKLES		
		T	S	A	TFL	SK	YDS	QBP	NO	YDS	LG	TD	PD	FF	FR	YDS	T	S	A
Sept. 12	@JAX	5	4	1	1	1.0	5.0	4	0	0	0	0	0	0	0	0	0	0	0
Sept. 19	SEA	3	1	2	0	0.5	1.5	1	0	0	0	0	0	0	0	0	0	0	0
Sept. 26	IND	4	3	1	1	0.0	0.0	1	0	0	0	0	0	0	0	0	0	0	0
Oct. 3	@TEN	5	4	1	2	0.0	0.0	1	0	0	0	0	0	0	0	0	0	0	0
Oct. 10	@BAL	2	2	0	0	0.0	0.0	2	0	0	0	0	0	0	0	0	0	0	0
Oct. 17	NYJ	Inactive																	
Oct. 24	OAK	Inactive																	
Oct. 31	@SF	Inactive																	
Nov. 14	KC	Inactive																	
Nov. 22	@SD	Inactive																	
Nov. 28	STL	2	2	0	0	0.0	0.0	0	0	0	0	0	0	0	0	0	0	0	0
Dec. 5	@KC	4	3	1	1	0.0	0.0	0	0	0	0	0	1	0	0	0	0	0	0
Dec. 12	@ARI	4	4	0	0	0.0	0.0	1	0	0	0	0	0	1	0	0	0	0	0
Dec. 19	@OAK	5	5	0	1	0.0	0.0	0	0	0	0	0	0	0	0	0	0	0	0
Dec. 26	HOU	1	0	1	0	0.0	0.0	1	0	0	0	0	0	0	0	0	0	0	0
Jan. 2	SD	4	4	0	0	0.0	0.0	0	0	0	0	0	0	0	0	0	0	0	0
TOTALS		39	32	7	6	1.5	6.5	11	0	0	0	0	1	1	0	0	0	0	0

## 2009 (W/DENVER)

DATE	OPP	TACKLES							INTERCEPTIONS					FUMBLES			ST TACKLES		
		T	S	A	TFL	SK	YDS	QH	NO	YDS	LG	TD	PD	FF	FR	YDS	T	S	A
Sept. 13	@CIN	0	0	0	0	0.0	0.0	0	0	0	0	0	0	0	0	0	0	0	0
Sept. 20	CLE	0	0	0	0	0.0	0.0	0	0	0	0	0	0	0	0	0	0	0	0
Sept. 27	@OAK	1	1	0	0	0.0	0.0	0	0	0	0	0	0	0	0	0	0	0	0
Oct. 4	DAL	2	1	1	1	0.0	0.0	0	0	0	0	0	0	0	0	0	0	0	0
Oct. 11	NE	2	2	0	0	0.0	0.0	0	0	0	0	0	0	0	0	0	0	0	0
Oct. 19	@SD	2	2	0	0	0.0	0.0	0	0	0	0	0	0	0	0	0	0	0	0
Nov. 1	@BAL	2	2	0	1	0.0	0.0	0	0	0	0	0	0	0	0	0	0	0	0
Nov. 9	PIT	2	0	2	0	0.0	0.0	0	0	0	0	0	0	0	1	54	0	0	0
Nov. 15	@WAS	1	0	1	0	0.0	0.0	0	0	0	0	0	1	0	0	0	1	1	0
Nov. 22	SD								Inactive										
Nov. 26	NYG	1	1	0	0	0.0	0.0	1	0	0	0	0	0	0	0	0	0	0	0
Dec. 6	@KC	1	1	0	0	0.0	0.0	2	0	0	0	0	0	0	0	0	0	0	0
Dec. 13	@IND	1	1	0	0	0.0	0.0	1	0	0	0	0	0	0	0	0	0	0	0
Dec. 20	OAK	0	0	0	0	0.0	0.0	1	0	0	0	0	1	0	0	0	0	0	0
Dec. 27	@PHI	2	2	0	0	0.0	0.0	0	0	0	0	0	0	0	1	0	0	0	0
Jan. 3	KC	1	0	1	0	0.0	0.0	0	0	0	0	0	0	0	0	0	0	0	0
<b>TOTALS</b>		<b>18</b>	<b>13</b>	<b>5</b>	<b>2</b>	<b>0.0</b>	<b>0.0</b>	<b>5</b>	<b>0</b>	<b>0</b>	<b>0</b>	<b>0</b>	<b>2</b>	<b>0</b>	<b>2</b>	<b>54</b>	<b>1</b>	<b>1</b>	<b>0</b>

## 2010 (W/DENVER)

DATE	OPP	TACKLES							INTERCEPTIONS					FUMBLES			ST TACKLES		
		T	S	A	TFL	SK	YDS	QB	NO	YDS	LG	TD	PD	FF	FR	YDS	T	S	A
Sept. 12	@JAX	5	4	1	1	1.0	5.0	4	0	0	0	0	0	0	0	0	0	0	0
Sept. 19	SEA	3	1	2	0	0.5	1.5	1	0	0	0	0	0	0	0	0	0	0	0
Sept. 26	IND	4	3	1	1	0.0	0.0	1	0	0	0	0	0	0	0	0	0	0	0
Oct. 3	@TEN	5	4	1	2	0.0	0.0	1	0	0	0	0	0	0	0	0	0	0	0
Oct. 10	@BAL	2	2	0	0	0.0	0.0	2	0	0	0	0	0	0	0	0	0	0	0
Oct. 17	NYJ								Inactive										
Oct. 24	OAK								Inactive										
Oct. 31	@SF								Inactive										
Nov. 14	KC								Inactive										
Nov. 22	@SD								Inactive										
Nov. 28	STL	2	2	0	0	0.0	0.0	0	0	0	0	0	0	0	0	0	0	0	0
Dec. 5	@KC	4	3	1	1	0.0	0.0	0	0	0	0	0	1	0	0	0	0	0	0
Dec. 12	@ARI	4	4	0	0	0.0	0.0	1	0	0	0	0	0	1	0	0	0	0	0
Dec. 19	@OAK	5	5	0	1	0.0	0.0	0	0	0	0	0	0	0	0	0	0	0	0
Dec. 26	HOU	1	0	1	0	0.0	0.0	1	0	0	0	0	0	0	0	0	0	0	0
Jan. 2	SD	4	4	0	0	0.0	0.0	0	0	0	0	0	0	0	0	0	0	0	0
<b>TOTALS</b>		<b>39</b>	<b>32</b>	<b>7</b>	<b>6</b>	<b>1.5</b>	<b>6.5</b>	<b>11</b>	<b>0</b>	<b>0</b>	<b>0</b>	<b>0</b>	<b>1</b>	<b>1</b>	<b>0</b>	<b>0</b>	<b>0</b>	<b>0</b>	<b>0</b>

90

**CHRIS BAKER****DEFENSIVE TACKLE****HT: 6-2 WT: 320****DOB: 10/8/87****NFL: 6TH YEAR****ACQ: UFA (WAS), 2017****COLLEGE: HAMPTON****ACQUIRED BY BUCS:**

- × Signed by Tampa Bay on March 9, 2017 as an unrestricted free agent from Washington Redskins.

**TRANSACTIONS:**

- × Signed by Denver Broncos as a college free agent on April 27, 2009. Waived on September 3, 2010.
- × Signed to Miami Dolphins' practice squad on October 7, 2010. Promoted to active roster on November 26, 2010. Waived on July 31, 2011.
- × Signed to Washington's practice squad on September 5, 2011. Promoted to active roster on December 6, 2011.
- × Signed by Tampa Bay as an unrestricted free agent on March 9, 2017.

**CAREER HIGHLIGHTS:**

- × Has played in 78 career regular season games, with 42 starts, totaling 181 tackles, 26 tackles for loss, 11.5 sacks, five passes defended, five forced fumbles and two fumble recoveries.
- × Played in two career postseason contests, with one start, three tackles.
- × In 2015, set career highs in tackles (53), sacks (6.0), tackles for loss (10) and forced fumbles (three).
- × Recorded a career-high 2.0 sacks against Philadelphia (10/4/15).
- × Registered first career sack vs. Chicago (10/20/13).
- × Made postseason debut against Seattle (1/6/13).
- × Made first career start at Atlanta (12/15/13).
- × Made NFL debut with Denver against Pittsburgh (11/9/09).

**2016 HIGHLIGHTS:**

- × Spent the season with the Washington Redskins.
- × Started all 16 games, recording 47 tackles, 3.5 sacks, two forced fumbles and two passes defended.
- × Sacked Eli Manning for a 12-yard loss and forced a fumble that New York recovered in a Week 3 matchup against the Giants (9/25).
- × Registered his second sack of the season at Cincinnati (10/30), dropping Andy Dalton for a nine-yard loss. Also forced a fumble that was recovered by Washington.
- × In a 42-24 victory over Green Bay (11/20), notched his third sack of the year, bringing down Aaron Rodgers for a 10-yard loss.
- × Split a sack with Cullen Jenkins at Philadelphia (12/11).

**COLLEGE/PERSONAL:**

- × Spent one season at Hampton University (2008), posting 69 tackles, 8.5 sacks and one blocked kick in 11 games, with eight starts.
- × Transferred to Hampton after beginning his college career at Penn State (2005-07), where he played in 20 games, with eight starts, totaling 43 tackles and 4.5 sacks.
- × Played two seasons of football at Windsor High School (Windsor, Connecticut).
- × Voted senior class president.
- × In June 2017, hosted the "Bowl with Baker" and "Swaggy Skills Camp" in Windsor, CT to benefit the Chris Baker 92 Foundation and Women's Athletic Initiative. Nicknamed "Swaggy."
- × Married to Jamila, the couple has a daughter, Aria.
- × Born Christopher Isaiah Baker in Windsor, Connecticut on October 8, 1987.

## BAKER'S CAREER STATISTICS

YEAR	TEAM	GP	GS	TACKLES					YDS	INTERCEPTIONS				TD	FUMBLES			
				TOT	SOLO	ASST	SK			NO	YDS	LG			PD	FF	FR	YDS
2009	Denver	1	0	0	0	0	0.0	0.0	0	0	0	0	0	0	0	0	0	0
2010	Miami	1	0	0	0	0	0.0	0.0	0	0	0	0	0	0	0	0	0	0
2012	Washington	14	0	15	8	7	0.0	0.0	0	0	0	0	0	1	0	0	0	0
2013	Washington	15	3	27	16	11	1.0	6.0	0	0	0	0	0	1	0	0	0	0
2014	Washington	15	12	39	24	15	1.0	3.0	0	0	0	0	0	0	0	0	0	0
2015	Washington	16	11	53	26	27	6.0	34.0	0	0	0	0	0	1	3	2	0	0
2016	Washington	16	16	47	29	18	3.5	35.5	0	0	0	0	0	2	2	0	0	0
NFL Totals		78	42	181	103	78	11.5	78.5	0	0	0	0	0	5	5	2	0	0
PLAYOFFS																		
YEAR	TEAM	GP	GS	TACKLES					YDS	INTERCEPTIONS				TD	FUMBLES			
				TOT	SOLO	ASST	SK			NO	YDS	LG			PD	FF	FR	YDS
2012	Washington	1	0	1	0	1	0.0	0.0	0	0	0	0	0	0	0	0	0	0
2015	Washington	1	1	2	2	0	0.0	0.0	0	0	0	0	0	0	0	0	0	0
Postseason		2	1	3	2	1	0.0	0.0	0	0	0	0	0	0	0	0	0	0

### SINGLE-GAME HIGHS

**Tackles:** 7, twice, last at New England, 11/8/15 (w/Washington)

**Sacks:** 2.0, vs. Philadelphia, 10/4/15 (w/Washington)

**Passes Defensed:** 1, five times, last at Chicago, 12/24/16 (w/Washington)

**Forced Fumbles:** 2, at Atlanta, 10/11/15 (w/Washington)

**Fumble Recoveries:** 1, twice, last at Dallas, 1/3/16 (w/Washington)

## BAKER'S' GAME-BY-GAME STATISTICS

### 2016 (w/WASHINGTON)

DATE	OPP	TACKLES							INTERCEPTIONS				FUMBLES				ST TACKLES		
		T	S	A	TFL	SK	YDS	QH	NO	YDS	LG	TD	PD	FF	FR	YDS	T	S	A
Sept. 12	PIT	3	1	2	0	0.0	0.0	1	0	0	0	0	0	0	0	0	0	0	0
Sept. 18	DAL	5	1	4	1	0.0	0.0	0	0	0	0	0	0	0	0	0	0	0	0
Sept. 25	@NYG	3	3	0	0	1.0	12.0	1	0	0	0	0	0	1	0	0	0	0	0
Oct. 2	CLE	4	2	2	1	0.0	0.0	1	0	0	0	0	0	0	0	0	0	0	0
Oct. 9	@BAL	0	0	0	0	0.0	0.0	1	0	0	0	0	1	0	0	0	0	0	0
Oct. 16	PHI	2	1	1	1	0.0	0.0	0	0	0	0	0	0	0	0	0	0	0	0
Oct. 23	@DET	3	2	1	0	0.0	0.0	0	0	0	0	0	0	0	0	0	0	0	0
Oct. 30	@CIN	5	5	0	1	1.0	9.0	2	0	0	0	0	0	1	0	0	0	0	0
Nov. 13	MIN	2	1	1	0	0.0	0.0	0	0	0	0	0	0	0	0	0	0	0	0
Nov. 20	GB	3	1	2	1	1.0	10.0	2	0	0	0	0	0	0	0	0	0	0	0
Nov. 24	@DAL	3	2	1	1	0.0	0.0	0	0	0	0	0	0	0	0	0	0	0	0
Dec. 4	@ARI	0	0	0	0	0.0	0.0	1	0	0	0	0	0	0	0	0	0	0	0
Dec. 11	@PHI	3	2	1	0	0.5	4.5	1	0	0	0	0	0	0	0	0	0	0	0
Dec. 19	CAR	4	4	0	1	0.0	0.0	0	0	0	0	0	0	0	0	0	0	0	0
Dec. 24	@CHI	2	2	0	0	0.0	0.0	0	0	0	0	0	1	0	0	0	0	0	0
Jan. 1	NYG	5	2	3	0	0.0	0.0	0	0	0	0	0	0	0	0	0	0	0	0
TOTALS		47	29	18	7	3.5	35.5	10	0	0	0	0	2	2	0	0	0	0	0



## 2015 (W/WASHINGTON)

DATE	OPP	TACKLES							INTERCEPTIONS					FUMBLES			ST TACKLES		
		T	S	A	TFL	SK	YDS	QH	NO	YDS	LG	TD	PD	FF	FR	YDS	T	S	A
Sept. 13	MIA	3	0	3	0	0.5	2.5	2	0	0	0	0	0	0	0	0	0	0	0
Sept. 20	STL	1	0	1	0	0.0	0.0	2	0	0	0	0	0	0	0	0	0	0	0
Sept. 24	@NYG	6	5	1	1	0.0	0.0	0	0	0	0	0	0	0	0	0	0	0	0
Oct. 4	PHI	3	2	1	2	2.0	15.0	2	0	0	0	0	0	0	0	0	0	0	0
Oct. 11	@ATL	2	2	0	0	1.0	0.0	1	0	0	0	0	0	2	0	0	0	0	0
Oct. 18	@NYJ	5	2	3	2	0.0	0.0	3	0	0	0	0	0	0	0	0	0	0	0
Oct. 25	TB	6	1	5	1	0.0	0.0	0	0	0	0	0	0	0	1	0	0	0	0
Nov. 8	@NE	7	5	2	0	0.0	0.0	0	0	0	0	0	0	0	0	0	0	0	0
Nov. 15	NO	4	0	4	0	0.5	4.5	2	0	0	0	0	0	0	0	0	0	0	0
Nov. 22	@CAR	6	1	5	0	0.0	0.0	0	0	0	0	0	0	0	0	0	0	0	0
Nov. 29	NYG	1	1	0	1	1.0	6.0	2	0	0	0	0	0	0	0	0	0	0	0
Dec. 7	DAL	4	4	0	2	0.0	0.0	0	0	0	0	0	0	1	0	0	0	0	0
Dec. 13	@CHI	2	2	0	0	0.0	0.0	0	0	0	0	0	0	0	0	0	0	0	0
Dec. 20	BUF	2	0	2	0	0.0	0.0	2	0	0	0	0	0	0	0	0	0	0	0
Dec. 26	@PHI	0	0	0	0	0.0	0.0	0	0	0	0	0	1	0	0	0	0	0	0
Jan. 3	@DAL	1	1	0	1	1.0	6.0	1	0	0	0	0	0	0	1	0	0	0	0
<b>TOTALS</b>		<b>53</b>	<b>26</b>	<b>27</b>	<b>10</b>	<b>6.0</b>	<b>34.0</b>	<b>17</b>	<b>0</b>	<b>0</b>	<b>0</b>	<b>0</b>	<b>1</b>	<b>3</b>	<b>0</b>	<b>0</b>	<b>0</b>	<b>0</b>	<b>0</b>
<b>PLAYOFFS</b>																			
Jan. 10	GB	2	2	0	0	0.0	0.0	1	0	0	0	0	0	0	0	0	0	0	0
<b>TOTALS</b>		<b>2</b>	<b>2</b>	<b>0</b>	<b>0</b>	<b>0.0</b>	<b>0.0</b>	<b>1</b>	<b>0</b>	<b>0</b>	<b>0</b>	<b>0</b>	<b>0</b>	<b>0</b>	<b>0</b>	<b>0</b>	<b>0</b>	<b>0</b>	<b>0</b>

## 2014 (W/WASHINGTON)

DATE	OPP	TACKLES							INTERCEPTIONS					FUMBLES			ST TACKLES		
		T	S	A	TFL	SK	YDS	QH	NO	YDS	LG	TD	PD	FF	FR	YDS	T	S	A
Sept. 7	@HOU	3	1	2	0	0.0	0.0	0	0	0	0	0	0	0	0	0	0	0	0
Sept. 14	JAX	3	3	0	1	0.0	0.0	0	0	0	0	0	0	0	0	0	0	0	0
Sept. 21	@PHI	2	1	1	0	0.0	0.0	1	0	0	0	0	0	0	0	0	0	0	0
Sept. 25	NYG	3	1	2	0	0.0	0.0	0	0	0	0	0	0	0	0	0	0	0	0
Oct. 6	SEA	3	1	2	0	0.0	0.0	1	0	0	0	0	0	0	0	0	0	0	0
Oct. 12	@ARI	3	3	0	0	0.0	0.0	0	0	0	0	0	0	0	0	0	0	0	0
Oct. 19	TEN	1	1	0	0	0.0	0.0	0	0	0	0	0	0	0	0	0	0	0	0
Oct. 27	@DAL	2	1	1	0	0.0	0.0	0	0	0	0	0	0	0	0	0	0	0	0
Nov. 2	@MIN	2	1	1	0	0.0	0.0	0	0	0	0	0	0	0	0	0	0	0	0
Nov. 16	TB	0	0	0	0	0.0	0.0	0	0	0	0	0	0	0	0	0	0	0	0
Nov. 23	@SF								Inactive										
Nov. 30	@IND	3	2	1	1	0.0	0.0	0	0	0	0	0	0	0	0	0	0	0	0
Dec. 7	STL	5	4	1	2	1.0	3.0	1	0	0	0	0	0	0	0	0	0	0	0
Dec. 14	@NYG	5	2	3	0	0.0	0.0	0	0	0	0	0	0	0	0	0	0	0	0
Dec. 20	PHI	2	1	1	0	0.0	0.0	1	0	0	0	0	0	0	0	0	0	0	0
Dec. 28	DAL	2	2	0	0	0.0	0.0	0	0	0	0	0	0	0	0	0	0	0	0
<b>TOTALS</b>		<b>39</b>	<b>24</b>	<b>15</b>	<b>4</b>	<b>1.0</b>	<b>3.0</b>	<b>4</b>	<b>0</b>	<b>0</b>	<b>0</b>	<b>0</b>	<b>0</b>	<b>0</b>	<b>0</b>	<b>0</b>	<b>0</b>	<b>0</b>	<b>0</b>

## 2013 (W/WASHINGTON)

DATE	OPP	TACKLES							INTERCEPTIONS					FUMBLES			ST TACKLES		
		T	S	A	TFL	SK	YDS	QH	NO	YDS	LG	TD	PD	FF	FR	YDS	T	S	A
Sept. 9	PHI	1	0	1	0	0.0	0.0	0	0	0	0	0	0	0	0	0	0	0	0
Sept. 15	@GB	0	0	0	0	0.0	0.0	0	0	0	0	0	0	0	0	0	0	0	0
Sept. 22	DET								Inactive										
Sept. 29	@OAK	3	0	3	0	0.0	0.0	0	0	0	0	0	0	0	0	0	0	0	0
Oct. 13	@DAL	1	1	0	0	0.0	0.0	0	0	0	0	0	0	0	0	0	0	0	0
Oct. 20	CHI	2	2	0	1	1.0	6.0	1	0	0	0	0	0	0	0	0	0	0	0
Oct. 27	@DEN	1	1	0	0	0.0	0.0	0	0	0	0	0	0	0	0	0	0	0	0
Nov. 3	SD	0	0	0	0	0.0	0.0	0	0	0	0	0	0	0	0	0	0	0	0
Nov. 7	@MIN	1	0	1	0	0.0	0.0	1	0	0	0	0	0	0	0	0	0	0	0
Nov. 17	@PHI	2	2	0	0	0.0	0.0	0	0	0	0	0	0	0	0	0	0	0	0
Nov. 25	SF	3	3	0	1	0.0	0.0	0	0	0	0	0	0	0	0	0	0	0	0
Dec. 1	NYG	0	0	0	0	0.0	0.0	2	0	0	0	0	0	0	0	0	0	0	0
Dec. 8	KC	1	0	1	0	0.0	0.0	0	0	0	0	0	0	0	0	0	0	0	0
Dec. 15	@ATL	4	1	3	0	0.0	0.0	1	0	0	0	0	1	0	0	0	0	0	0
Dec. 22	DAL	1	0	1	0	0.0	0.0	0	0	0	0	0	0	0	0	0	0	0	0
Dec. 29	@NYG	7	6	1	3	0.0	0.0	1	0	0	0	0	0	0	0	0	0	0	0
<b>TOTALS</b>		<b>27</b>	<b>16</b>	<b>11</b>	<b>5</b>	<b>1.0</b>	<b>6.0</b>	<b>6</b>	<b>0</b>	<b>0</b>	<b>0</b>	<b>0</b>	<b>1</b>	<b>0</b>	<b>0</b>	<b>0</b>	<b>0</b>	<b>0</b>	<b>0</b>

43

**PEYTON BARBER****RUNNING BACK****HT: 5-11 WT: 225****DOB: 2/27/94****NFL: 2ND YEAR****ACQ: FA-'16****COLLEGE: AUBURN****ACQUIRED BY BUCS:**

- × Signed by Tampa Bay as a college free agent on May 2, 2016.

**2016 HIGHLIGHTS:**

- × On the season, rushed 55 times for 223 yards with one touchdown, adding five catches for 28 yards.
- × Made NFL debut at Atlanta (9/11).
- × Inactive at Arizona (9/18).
- × Played 13 snaps on special teams vs. Los Angeles (9/25).
- × Played 19 snaps on special teams against Denver (10/2).
- × Saw first career snaps on offense at Carolina (10/10), rushing three times for six yards.
- × At San Francisco (10/23), rushed 12 times for 84 yards (7.0 avg.), including a 44-yard touchdown run to seal a 34-17 victory for Tampa Bay.
- × Had one carry against Oakland (10/30).
- × Made first career start on Thursday Night Football against Atlanta (11/3), rushing 11 times for 31 yards and catching four passes for 24 yards.
- × Against Chicago (11/13), rushed 12 times for 38 yards.
- × Rushed four times for 22 yards (5.5 avg.) in a win at Kansas City (11/20).
- × Had five carries for 16 carries and one catch for four yards in a win over Seattle (11/27).
- × In a win at San Diego (12/4), had two carries for six yards.
- × Saw 14 snaps on special teams and one snap on offense in a win over New Orleans (12/11).
- × Recorded an assisted special teams tackle on kickoff coverage at Dallas (12/18).
- × Played 16 special teams snaps at New Orleans (12/24).
- × Rushed five times for 19 yards in a win over Carolina (1/1/17).

**COLLEGE:**

- × Started 13-of-19 games played at Auburn (2013-15), totaling 1,071 yards on 248 carries and 13 touchdowns.

- × Elected to forego his redshirt junior season and declare for the NFL Draft.
- × Started all 13 games as a redshirt sophomore (2015), totaling 1,017 yards on 238 carries and 13 touchdowns.
- × Totaled 120 yards and four touchdowns, including three in overtime, at Arkansas (10/24/15).
- × Rushed for 147 yards vs. San Jose State (10/3/15), totaling five touchdowns, the most scores by an Auburn player in a single game since 2003.
- × Appeared in six games as a redshirt freshman (2014), recording 54 yards on 10 carries.
- × Named to the SEC Academic Honor Roll and received Academic Top Tiger honors.
- × Majored in interdisciplinary studies.

**PERSONAL:**

- × Attended Milton High School (Milton, Georgia).
- × Ranked as the No. 48 prospect and No. 32 running back in the state of Georgia by 247Sports.
- × Son of Ken and Lori Barber.
- × Born Peyton Barber on February 27, 1994.

**COMMUNITY:**

- × In December 2016, visited patients battling illness at All Children's Hospital in St. Petersburg to raise their spirits during the holidays.
- × In December 2016, congratulated Pizzo Elementary students and teachers for winning the Florida Dairy Council Defend Your Turf Challenge, hosting Play 60 drills and sharing the importance of a healthy diet.
- × In September 2016, visited Moffitt Cancer Center in Tampa to visit with families battling cancer and run Play 60 drills for the children of patients and staff.
- × In June 2016, hosted a Play 60 event for children from the Jackson Heights NFL Y.E.T. Center.
- × In June 2016, toured MacDill Air Force Base to greet military servicemen and servicewomen and learn about the important role that the base plays in the Tampa community and beyond.
- × In May 2016, went bowling with rookie or first-year firefighters and paramedics from the City of Tampa.

BARBER'S CAREER STATISTICS

YEAR	TEAM	GP	GS	ATT	RUSHING				TD	NO.	RECEIVING			
					YDS	AVG	LG				YDS	AVG	LG	TD
2016	Tampa Bay	15	1	55	223	4.1	44t		1	5	28	5.6	11	0
NFL Totals		15	1	55	223	4.1	44t		1	5	28	5.6	11	0

BARBER'S GAME-BY-GAME STATISTICS

2016		OPP	ATT	YDS	RUSHING				NO	YDS	RECEIVING			
DATE					AVG	LG	TD				AVG	LG	TD	
Sept. 11	@ATL	0	0	-	-	-	0	0	0	0	-	-	0	
Sept. 18	@ARI						Inactive							
Sept. 25	LA	0	0	-	-	-	0	0	0	0	-	-	0	
Oct. 2	DEN	0	0	-	-	-	0	0	0	0	-	-	0	
Oct. 10	@CAR	3	6	2.0	3	0	0	0	0	0	-	-	0	
Oct. 23	@SF	12	84	7.0	44t	1	0	0	0	0	-	-	0	
Oct. 30	OAK	1	1	1.0	1	0	0	0	0	0	-	-	0	
Nov. 3	ATL	11	31	2.8	8	0	4	24	6.0	11	0			
Nov. 13	CHI	12	38	3.2	7	0	0	0	-	-	0			
Nov. 20	@KC	4	22	5.5	7	0	0	0	-	-	0			
Nov. 27	SEA	5	16	3.2	7	0	1	4	4.0	4	0			
Dec. 4	@SD	2	6	3.0	4	0	0	0	-	-	0			
Dec. 11	NO	0	0	-	-	0	0	0	-	-	0			
Dec. 18	@DAL	0	0	-	-	0	0	0	-	-	0			
Dec. 24	@NO	0	0	-	-	0	0	0	-	-	0			
Jan. 1	CAR	5	19	3.8	10	0	0	0	-	-	0			
TOTALS			55	223	4.1	44t	1	5	28	5.6	11	0		

# 79

## TAVARIS BARNES

DEFENSIVE END  
HT: 6-4 WT: 284  
DOB: 11/2/91  
NFL: 3RD YEAR  
ACQ: FA, 2017  
COLLEGE: CLEMSON



### ACQUIRED BY BUCS:

- × Signed by Tampa Bay as a free agent on May 31, 2017.

### ORIGINALLY ENTERED NFL:

- × Originally entered the NFL as a college free agent with the New Orleans Saints on May 4, 2015.

### CAREER HIGHLIGHTS:

- × Has played in 12 career regular games, recording five tackles.
- × Spent the 2016 season on the Seattle Seahawks' injured reserve.
- × Made NFL debut with New Orleans at Arizona (9/13/15).

### 2016 HIGHLIGHTS:

- × Spent the season on the Seattle Seahawks' injured reserve.

### COLLEGE/PERSONAL:

- × Played in 47 games, with four starts, at Clemson (2010-14), totaling 64 tackles (9.5 for loss), 5.0 sacks, two passes defended, one forced fumble and two fumble recoveries, including one for a touchdown.
- × Invited to the NFLPA Collegiate Bowl following his senior season (2014), where he played all 13 games, with three starts, posting 19 tackles (five for loss), 3.0 sacks, one pass defended, one forced fumble and one fumble recovery.
- × Majored in recreation & tourism management.
- × Attended First Coast High School (Jacksonville, Florida).
- × Named a Florida Times-Union Super 24 member as a senior.
- × Born Tavaris Barnes on November 2, 1991.

51

**KENDALL BECKWITH****LINEBACKER****HT: 6-2 WT: 243****DOB: 12/2/1994****NFL: ROOKIE****ACQ: D3B-'17****COLLEGE: LSU****ACQUIRED BY BUCS:**

- x Selected in the third round (107th overall) of the 2017 NFL Draft by the Buccaneers.

**COLLEGE:**

- x Played in 47 games, with 29 starts, at LSU (2013-16), totaling 263 tackles (24.5 for loss), 7.5 sacks, eight passes defended, three forced fumbles, three fumble recoveries and one interception (returned 29 yards for a touchdown).
- x Played in only 10 games due to injury, but still ranked second on the team in tackles, with 91, while his 9.1 tackles per game were second in the Southeastern Conference (SEC). Also added six tackles for loss, four passes defended, one fumble recovery and one sack.
- x As a senior (2016), earned All-America honors from multiple organizations, including the Associated Press (third-team), while also earning All-SEC distinction from both the AP and the league's coaches.
- x Had a career-high 16 tackles against Alabama, in helping limit the Crimson Tide to just 10 points in a 10-0 loss.
- x Part of an LSU defense that led the nation in touchdowns allowed per game, at 1.33 per contest, while also ranking in the top three of the SEC in scoring defense, rushing defense, pass defense and total defense.
- x A semifinalist for both the Bednarik and Butkus Awards as a junior (2015) after starting all 12 games at middle linebacker, totaling 84 tackles (10 for loss) and 3.5 sacks, along with two forced fumbles and one pass defended.
- x In the Texas Bowl against Texas Tech, had four tackles for loss and 2.5 sacks, both of which were single-game career bests.

- x As a sophomore (2014), played in all 13 games, starting the final seven, recording 77 tackles (7.5 for loss), three passes defended, 2.0 sacks, two fumble recoveries and one interception (returned 29 yards for a touchdown).
- x Earned SEC Defensive Player of the Week after registering 11 tackles (one for loss) and a pass defended as the Tigers beat then-No. 3 Ole Miss (10/25/14).
- x Returned an interception 29 yards for a touchdown against New Mexico State (9/27/14).
- x Played in 12 games as a true freshman in 2013, tallying 11 tackles (one for loss), one sack and a forced fumble.
- x Majored in sports administration.

**PERSONAL:**

- x Attended East Feliciana High School (Jackson, Louisiana).
- x A consensus four-star recruit and an Under Armour All-American who competed in the 2013 Under Armour All-America Game in Tampa (1/4/13).
- x Parents are Wendell and Urhonda Beckwith.
- x Born Kendall Beckwith on December 2, 1994.

**COMMUNITY:**

- x In June 2017, toured MacDill Air Force Base to greet military servicemen and servicewomen and learn about the important role that the base plays in the Tampa community and beyond.
- x In June 2017, went go-karting with first-year members from Tampa Fire Rescue.

77

**CALEB BENENOCH****OFFENSIVE LINE****HT: 6-5 WT: 305****DOB: 8/8/94****NFL: 2ND YEAR****ACQ: D5-'16****COLLEGE: UCLA****ACQUIRED BY BUCS:**

- × Selected in the fifth round (148th overall) of the 2016 NFL Draft by the Buccaneers.

**2016 HIGHLIGHTS:**

- × Inactive Games 1-8.
- × Started in NFL debut against Chicago (11/13).
- × At Kansas City (11/20), played 58 snaps at left guard, replacing an injured Ben Gottschalk and helping the team rush for 116 yards.
- × Saw three snaps on special teams in a win against Seattle (11/27).
- × In a win at San Diego (12/4), saw five snaps on special teams.
- × Inactive vs. New Orleans (12/11) and at Dallas (12/18).
- × Saw playing time at New Orleans (12/24).
- × Inactive against Carolina (1/1/17).

**COLLEGE:**

- × In three seasons at UCLA (2013-15), started the final 35 games he played in, seeing time at both tackle and guard.
- × Declared for the NFL Draft following his junior season (2015), when he started all 13 games, with nine starts at tackle and four at guard.
- × Part of an offensive line that surrendered just 14 sacks, the second-lowest total in school history.
- × Named honorable mention All-Pac-12 as a sophomore (2014), after starting all 13 games at right tackle and helping block for Paul Perkins, who led the Pac-12 in rushing and recorded the second-highest single-season rushing total in UCLA history.

- × Started the final nine games of the season as a true freshman (2013), all at right tackle.

- × Named second-team Freshman All-American by 247Sports and was presented the John Boncheff, Jr. Award for Rookie of the Year on offense at the team banquet.

- × Majored in political science.

**PERSONAL/COMMUNITY:**

- × Attended Seven Lakes High School (Katy, Texas).
- × A four-star recruit according to both Scout.com and Rivals.com.
- × Rated as the No. 12 offensive guard in the nation and the No. 2 guard in the Midlands Region by Scout.com.
- × Son of David and Esther Benenoch.
- × Has one brother, Joshua, and two sisters, Pamela and Hadassah.
- × Born Caleb Orobosa Benenoch on August 8, 1994 in Lagos, Nigeria.
- × In December 2016, visited patients battling illness at All Children's Hospital in St. Petersburg to raise their spirits during the holidays.
- × In December 2016, congratulated Pizzo Elementary students and teachers for winning the Florida Dairy Council Defend Your Turf Challenge, hosting Play 60 drills and sharing the importance of a healthy diet.
- × In November 2016, participated in the 10th annual "Turkey Time with the O-Line," distributing full Thanksgiving meals to hundreds of families in need.
- × In September 2016, visited Moffitt Cancer Center in Tampa to visit with families battling cancer and run Play 60 drills for the children of patients and staff.
- × In June 2016, hosted a Play 60 event for children from the Jackson Heights NFL Y.E.T. Center.

**BENENOCH'S CAREER STATISTICS**

Games/Starts: TB: 2016: 5/1

Career Totals: 5/1



59

**DEVANTE BOND****LINEBACKER****HT: 6-1 WT: 235****DOB: 7/3/1993****NFL: 2ND YEAR****ACQ: D6A-'16****COLLEGE: OKLAHOMA****ACQUIRED BY BUCS:**

- × Selected in the sixth round (183rd overall) of the 2016 NFL Draft by the Buccaneers.

**2016 HIGHLIGHTS:**

- × Inactive Weeks 1-2.
- × Placed on Injured Reserve on September 23.

**COLLEGE:**

- × Spent two seasons at Oklahoma (2014-15), playing in 21 games, with eight starts, 72 tackles, 11 tackles for loss, 3.0 sacks, two passes defended, one forced fumble and one fumble recovery, to go along with two blocked kicks.
- × Played in nine games, with five starts, in 2015, recording 43 tackles, seven tackles for loss, two passes defended, one forced fumble and one fumble recovery.
- × Started in the Orange Bowl against Clemson (12/31/15), notching six tackles, one sack and a pass defended.
- × At Tennessee (9/12/15), tallied five tackles, a career-high 2.0 sacks and one forced fumble.
- × In 2014, played in 12 games, making three starts, racking up 29 tackles and four tackles for loss.
- × Prior to playing at Oklahoma, attended Sierra Community College (Rocklin, California) for two seasons, where he recorded 77 tackles, 27.0 tackles for loss, four passes defended and three fumble recoveries.

- × A three-star JUCO recruit by Scout.com, Rivals.com and ESPN.com.

**PERSONAL:**

- × Attended Foothills High School (Sacramento, California).
- × Son of Crystal Betts.
- × Born Devante Bond on July 3, 1993 in Sacramento, California.

**COMMUNITY:**

- × In December 2016, visited patients battling illness at All Children's Hospital in St. Petersburg to raise their spirits during the holidays.
- × In December 2016, congratulated Pizzo Elementary students and teachers for winning the Florida Dairy Council Defend Your Turf Challenge, hosting Play 60 drills and sharing the importance of a healthy diet.
- × In June 2016, hosted a Play 60 event for children from the Jackson Heights NFL Y.E.T. Center.
- × In June 2016, toured MacDill Air Force Base to greet military servicemen and servicewomen and learn about the important role that the base plays in the Tampa community and beyond.
- × In May 2016, went bowling with rookie or first-year firefighters and paramedics from the City of Tampa.

84

**CAMERON BRATE****TIGHT END****HT: 6-5 WT: 245****DOB: 7/3/1991****NFL: 3RD YEAR****ACQ: FA-'14****COLLEGE: HARVARD****ACQUIRED BY BUCS:**

- × Signed by Tampa Bay on September 23, 2015 from the New Orleans Saints' practice squad.

**CAREER HIGHLIGHTS:**

- × Signed to Tampa Bay's active roster on September 23, 2015 following stints on the New Orleans Saints practice squad (Week 2 of 2015) and Buccaneers practice squad (Week 1 of 2015).
- × Has played in 34 games, with 15 starts, catching 81 passes for 965 yards and 11 touchdowns.
- × Ranks 10th in receptions, ninth in receiving yards and tied for fourth in receiving touchdowns all-time among Buccaneers tight ends.
- × Registered first career multi-touchdown game vs. Los Angeles (9/25/16).
- × Recorded first career touchdown reception at Atlanta (11/1/2015), a 20-yard scoring catch.
- × Recorded first NFL action at Houston on 9/27/2015 and first NFL start vs. Jacksonville on 10/11/2015.

**2016 HIGHLIGHTS:**

- × Had 57 catches for 660 yards and eight touchdowns on the season.
- × His eight touchdown receptions tied for the most among NFL tight ends.
- × Eight touchdown receptions tied for the most in a single season by a Buccaneers tight end, while his 57 receptions are fifth-most and his 660 receiving yards are the seventh-most by a Buccaneers tight end in a season.
- × Caught three passes for 30 yards at Atlanta (9/11).
- × Caught three passes for 16 yards at Arizona (9/18).
- × Registered first career multi-touchdown game vs. Los Angeles (9/25), finishing the contest with five catches for 46 yards and two scores. His five catches tied a career best.
- × Had a career-high 67 receiving yards against Denver (10/2), which led the team. Also matched his career best with five receptions.
- × Caught a 38-yard pass at Carolina (10/10), helping set up Tampa Bay's only touchdown of the game.

- × At San Francisco (10/23), caught three passes for 29 yards.
- × Caught three passes for 22 yards and one touchdown against Oakland (10/30).
- × Against Atlanta (11/3) on Thursday Night Football, caught five passes for 43 yards and one touchdown.
- × Set career highs in receptions (seven) and receiving yards (84) against Chicago, while adding a touchdown reception.
- × His three consecutive games with a touchdown reception match the franchise record for a tight end and are the most by a Buccaneers tight end since 2007-08 (12/23/07 at SF-9/21/08 at CHI). Brate is the first tight end to catch a touchdown in three straight games in the same season since Dave Moore (11/2/97-11/16/97).
- × At Kansas City (11/20), caught two passes for 18 yards, with each reception helping to convert a third down.
- × Caught four passes for 49 yards in a win against Seattle (11/27).
- × Led the team and had a game-high six catches for a career-best 86 yards, to go along with one touchdown reception in a win at San Diego (12/4).
- × Against New Orleans (12/11), led the team with four catches for 47 yards in a victory.
- × Led the team in receptions (five) and receiving yards (73) on Sunday Night Football at Dallas (12/18), while also adding a touchdown reception.
- × Caught a 12-yard touchdown at New Orleans (12/24).
- × Placed on Injured Reserve on December 27.

**COLLEGE:**

- × Ranks fourth in school history with 18 touchdown receptions.
- × Earned second straight unanimous All-Ivy League first team selection after finishing senior season (2013), starting eight games with 25 receptions for 403 yards, and five touchdowns.
- × Member of the NCAA Football Championship Subdivision Academic All-Star Team.
- × Unanimous first-team All-Ivy League selection after junior season (2012), compiling 41 receptions for 592 yards and six touchdowns in 10 starts.

- × Named to first team Capital One All-America.
- × Voted second-team All-Ivy League after sophomore season (2011), recording 25 catches for 386 yards and seven touchdowns in 10 starts.
- × Was a member of the junior varsity team as a freshman in 2010.

## PERSONAL:

- × Attended Naperville Central High School (Naperville, Illinois).
- × Played football, basketball and baseball.
- × Named captain of football team as a senior.
- × Earned All-State special mention by the Chicago Tribune.
- × Born Cameron Brate on July 3, 1991.

## COMMUNITY:

- × Hosted a Play 60 celebration for students at Buccaneers Academy Bing Elementary School in May 2017.
- × In October 2016, joined teammates and the entire Buccaneers business operations staff for the team's "Hometown Huddle", helping to refurbish the Sulphur Springs K-8 School and Community Center and interact with students.
- × In September 2016, represented the Buccaneers at the opening of "Glazer Family Field" at the Jackson Heights NFL YET Center.

- × In August 2016, helped host athletes from Special Olympics Florida at training camp, encouraging the athletes and running Play 60 drills.
- × In May 2016, helped dedicate a Buccaneers Academy at Bevis Elementary School, which was awarded a Fitness Zone and also presented with a special assembly and P.E. equipment for winning the 2016 Play 60 Challenge.
- × In December 2014, visited patients battling illness during the holidays at All Children's Hospital in St. Petersburg.
- × In November 2014, congratulated students at Pinellas Park Middle School for winning the Fuel Up to PLAY 60 "Defend Your Turf Challenge" and led students in fitness drills.
- × In September 2014, participated in a Buccaneers Academy ribbon-cutting ceremony and helped build an outdoor class at Sheehy Elementary in Tampa.
- × In September 2014, along with UnitedHealthcare employees and teammates, helped construct 35 Learning Garden boxes/kits to be delivered to schools around Tampa Bay.
- × In June 2014, visited MacDill Air Force Base to greet service members and learn about U.S. military operations headquartered in Tampa.
- × In May 2014, participated in the Buccaneers Academy Fitness Zone ribbon cutting at Graham Elementary and helped lead students through PLAY 60 football drills.

## BRATE'S CAREER STATISTICS

YEAR	TEAM	GP	GS	RECEIVING				RUSHING				LG	TD
				NO	YDS	AVG	LG	TD	ATT	YDS	AVG		
2014	Tampa Bay	5	1	1	17	17.0	17	0	0	0	-	-	0
2015	Tampa Bay	14	4	23	288	12.5	46	3	0	0	-	-	0
2016	Tampa Bay	15	10	57	660	11.6	38	8	0	0	-	-	0
NFL Totals		34	15	81	965	11.9	46	11	0	0	-	-	0

# BRATE'S GAME-BY-GAME STATISTICS

OWNERSHIP

VETERANS & DRAFT PICKS

2016 IN REVIEW

HISTORY

RECORDS

SIDELINES


## 2016

DATE	OPP	NO	YDS	RECEIVING			ATT	YDS	RUSHING			TD
				AVG	LG	TD			AVG	LG	TD	
Sept. 11	@ATL	3	30	10.0	17	0	0	0	-	-	0	
Sept. 18	@ARI	3	16	5.3	15	0	0	0	-	-	0	
Sept. 25	LA	5	46	9.2	20	2	0	0	-	-	0	
Oct. 2	DEN	5	67	13.4	19	0	0	0	-	-	0	
Oct. 10	@CAR	1	38	38.0	38	0	0	0	-	-	0	
Oct. 23	@SF	3	29	9.7	17	0	0	0	-	-	0	
Oct. 30	OAK	3	22	7.3	17	1	0	0	-	-	0	
Nov. 3	ATL	5	43	8.6	17	1	0	0	-	-	0	
Nov. 13	CHI	7	84	12.0	16	1	0	0	-	-	0	
Nov. 20	@KC	2	18	9.0	10	0	0	0	-	-	0	
Nov. 27	SEA	4	49	12.3	27	0	0	0	-	-	0	
Dec. 4	@SD	6	86	14.3	38	1	0	0	-	-	0	
Dec. 11	NO	4	47	11.8	18	0	0	0	-	-	0	
Dec. 18	@DAL	5	73	14.6	22	1	0	0	-	-	0	
Dec. 24	@NO	1	12	12.0	12t	1	0	0	-	-	0	
Jan. 1	CAR											
Injured Reserve												
<b>TOTALS</b>		<b>57</b>	<b>660</b>	<b>11.6</b>	<b>38</b>	<b>8</b>	<b>0</b>	<b>0</b>	<b>-</b>	<b>-</b>	<b>0</b>	

## 2015

DATE	OPP	NO	YDS	RECEIVING			ATT	YDS	RUSHING			TD
				AVG	LG	TD			AVG	LG	TD	
Sept. 13	TEN											
Sept. 20	@NO											
Sept. 27	@HOU	0	0	-	-	0	0	0	-	-	0	
Oct. 4	CAR	1	7	7.0	7	0	0	0	-	-	0	
Oct. 11	JAC	0	0	-	-	0	0	0	-	-	0	
Oct. 25	@WAS	1	6	6.0	6	0	0	0	-	-	0	
Nov. 1	@ATL	2	48	24.0	28	1	0	0	-	-	0	
Nov. 8	NYG	1	17	17.0	17	0	0	0	-	-	0	
Nov. 15	DAL	1	6	6.0	6	0	0	0	-	-	0	
Nov. 22	@PHI	3	47	15.7	23	1	0	0	-	-	0	
Nov. 29	@IND	5	53	10.6	20t	1	0	0	-	-	0	
Dec. 6	ATL	2	12	6.0	7	0	0	0	-	-	0	
Dec. 13	NO	2	16	8.0	11	0	0	0	-	-	0	
Dec. 17	@STL	3	20	6.7	8	0	0	0	-	-	0	
Dec. 27	CHI	1	46	46.0	46	0	0	0	-	-	0	
Jan. 3	@CAR	1	10	10.0	10	0	0	0	-	-	0	
<b>TOTALS</b>		<b>23</b>	<b>288</b>	<b>12.5</b>	<b>46</b>	<b>3</b>	<b>0</b>	<b>0</b>	<b>-</b>	<b>-</b>	<b>0</b>	

23

**CHRIS CONTE****SAFETY****HT: 6-2 WT: 203****DOB: 2/23/89****NFL: 7TH YEAR****ACQ: UFA (CHI), 2015****COLLEGE: CALIFORNIA****ACQUIRED BY BUCS:**

- × Signed by Tampa Bay on March 12, 2015 as an unrestricted free agent from Chicago.

**ORIGINALLY ENTERED NFL:**

- × Originally entered the NFL as a third-round pick, (93rd overall) of the Chicago Bears in the 2011 NFL Draft.

**CAREER HIGHLIGHTS:**

- × Started 76-of-85 career games played, totaling 367 tackles, 31 passes defended, 13 interceptions (returned 195 yards, 1 TD), three forced fumble and two fumble recoveries.
- × Scored first NFL touchdown when he returned a Jay Cutler interception 20 yards vs. Chicago (11/13/16).
- × Made first career interception against Tampa Bay in London (10/23/11).
- × Started first career game in a win over Minnesota (10/16/11).
- × Made NFL debut in the 2011 season opener against Atlanta (9/11/11).

**2016 HIGHLIGHTS:**

- × Started 11-of-14 games that he has played in, recording 64 tackles, two interceptions (73 return yards, one touchdown), one fumble recovery, five passes defended and five special teams tackles.
- × Recorded 10 tackles on defense and one on special teams in season-opening win at Atlanta (9/11).
- × Tied for team lead with seven tackles at Arizona (9/18).
- × Tied for team lead with eight tackles and recovered a fumble vs. Los Angeles (9/25).
- × Posted four tackles vs. Denver (10/2).
- × Notched four tackles at Carolina (10/10).
- × Registered two tackles in win at San Francisco (10/23), helping limit San Francisco to 113 passing yards.
- × Collected four tackles vs. Oakland (10/30).
- × Recorded four tackles and a pass defended vs. Atlanta (11/3).

- × Scored first career touchdown when he returned a Jay Cutler interception 20 yards for game's first score in Buccaneers 36-10 win vs. Chicago (11/13). Also let team with seven tackles.
- × With the Buccaneers leading 12-10 in the fourth quarter and Kansas City at the Tampa Bay 6-yard line, intercepted an Alex Smith pass five yards deep in the end zone and returned it 53 yards to set up a touchdown in a 19-17 win (11/20). Also added six tackles on defense and one on special teams.
- × Tied for team lead with seven tackles in 14-5 win vs. Seattle (11/27).
- × Inactive Weeks 13-14 with a chest injury.
- × Led team with two special teams tackles at Dallas (12/18).
- × Registered one tackle for loss at New Orleans (12/24).
- × Recorded one pass defended on defense and two special teams tackles in win vs. Carolina (1/1).

**COMMUNITY:**

- × Hosted a Play 60 celebration for students at Buccaneers Academy Bing Elementary School in May 2017.
- × In December 2016, visited patients receiving treatment at Moffitt Cancer Center.
- × In October 2016, visited Buccaneers Academy Sheehy Elementary School to present NFL Flag kits and run students through football drills.
- × In June 2015, had his head shaved by children battling cancer as part of the Buccaneers Cut for a Cure to raise funds and awareness for the Pediatric Cancer Foundation.

**COLLEGE/PERSONAL:**

- × Played in 50 games at Cal (2007-10), making 17 starts, appearing as both a corner and safety, totaling 157 tackles, four tackles for loss, 11 passes defended, two interceptions, one forced fumble and one fumble recovery. Also blocked a punt that he returned for a touchdown.
- × Earned first-team All-Pac 10 honors as a senior (2010), starting all 12 games registering 72 tackles, three passes defended and one interception, along with blocking a punt and returning it for a touchdown.
- × Attended Loyola High School (Los Angeles, California).

## CONTE'S CAREER STATISTICS

YEAR	TEAM	GP	GS	TACKLES				YDS	INTERCEPTIONS				PD	FUMBLES			ST TACKLES		
				TOT	SOLO	ASST	SK		NO	YDS	LG	TD		FF	FR	YDS	T	S	A
2011	Chicago	14	9	29	22	7	0.0	0.0	1	0	0	0	2	0	0	0	1	1	0
2012	Chicago	15	15	67	51	16	0.0	0.0	2	70	35	0	9	0	1	0	1	1	0
2013	Chicago	16	16	89	72	17	0.0	0.0	3	48	35	0	7	1	0	0	0	0	0
2014	Chicago	12	12	40	30	10	0.0	0.0	3	6	5	0	3	0	0	0	3	2	1
2015	Tampa Bay	14	13	78	58	20	0.0	0.0	2	-4	-2	0	6	2	0	0	1	1	0
2016	Tampa Bay	14	11	64	54	10	0.0	0.0	2	73	53	1	5	0	1	10	5	5	0
NFL Totals		85	76	367	287	80	0.0	0.0	13	193	53	1	32	3	2	10	11	10	1

## SINGLE-GAME HIGHS

**Tackles:** 11 at Dallas, 10/1/12 (w/Chicago)

**Interceptions:** 1, 13 times, last at Kansas City, 11/20/16

**INT-TD:** 1, vs. Chicago, 11/13/16

**Passes Defended:** 3, twice, last vs. Detroit, 11/10/13 (w/Chicago)

**Forced Fumbles:** 1, three times, last vs. Carolina, 10/4/15

**Fumble Recoveries:** 1, twice, last vs. San Diego, 9/25/16

## CONTE'S GAME-BY-GAME STATISTICS

### 2016

DATE	OPP	TACKLES				TFL	SK	YDS	QH	INTERCEPTIONS				PD	FUMBLES			ST TACKLES		
		T	S	A						NO	YDS	LG	TD		FF	FR	YDS	T	S	A
Sept. 11	@ATL	10	6	4	0	0.0	0.0	0	0	0	0	0	0	0	0	0	0	1	1	0
Sept. 18	@ARI	7	7	0	0	0.0	0.0	0	0	0	0	0	0	0	0	0	0	0	0	0
Sept. 25	LA	8	6	2	0	0.0	0.0	0	0	0	0	0	0	0	0	1	10	0	0	0
Oct. 2	DEN	4	4	0	0	0.0	0.0	0	0	0	0	0	0	0	0	0	0	0	0	0
Oct. 10	@CAR	4	3	1	0	0.0	0.0	0	0	0	0	0	0	0	0	0	0	0	0	0
Oct. 23	@SF	2	1	1	0	0.0	0.0	0	0	0	0	0	0	0	0	0	0	0	0	0
Oct. 30	OAK	4	4	0	0	0.0	0.0	0	0	0	0	0	1	0	0	0	0	0	0	0
Nov. 3	ATL	4	4	0	0	0.0	0.0	0	0	0	0	0	1	0	0	0	0	0	0	0
Nov. 13	CHI	7	5	2	0	0.0	0.0	0	1	20	20t	1	1	0	0	0	0	0	0	0
Nov. 20	@KC	6	6	0	0	0.0	0.0	0	1	53	53	0	1	0	0	0	0	1	1	0
Nov. 27	SEA	7	7	0	0	0.0	0.0	0	0	0	0	0	0	0	0	0	0	0	0	0
Dec. 4	@SD									Inactive										
Dec. 11	NO									Inactive										
Dec. 18	@DAL	0	0	0	0	0.0	0.0	0	0	0	0	0	0	0	0	0	0	1	1	0
Dec. 24	@NO	1	1	0	1	0.0	0.0	0	0	0	0	0	0	0	0	0	0	0	0	0
Jan. 1	CAR	0	0	0	0	0.0	0.0	0	0	0	0	0	1	0	0	0	0	2	2	0
TOTALS		64	54	10	1	0.0	0.0	0	2	73	53	1	5	0	1	10	5	5	5	0



## 2015

DATE	OPP	TACKLES			TFL	SK	YDS	QH	INTERCEPTIONS					PD	FUMBLES			ST TACKLES		
		T	S	A					NO	YDS	LG	TD	PD		FF	FR	YDS	T	S	A
Sept. 13	TEN	5	5	0	0	0.0	0.0	0	0	0	0	0	0	0	0	0	0	0	0	0
Sept. 20	@NO	4	4	0	1	0.0	0.0	0	1	-2	-2	0	1	1	0	0	0	1	1	0
Sept. 27	@HOU	7	5	2	1	0.0	0.0	0	0	0	0	0	0	0	0	0	0	0	0	0
Oct. 4	CAR	8	7	1	1	0.0	0.0	0	0	0	0	0	1	1	0	0	0	0	0	0
Oct. 11	JAC	3	2	1	0	0.0	0.0	0	0	0	0	0	0	0	0	0	0	0	0	0
Oct. 25	@WAS	5	5	0	1	0.0	0.0	0	0	0	0	0	2	0	0	0	0	0	0	0
Nov. 1	@ATL	9	5	4	0	0.0	0.0	0	0	0	0	0	0	0	0	0	0	0	0	0
Nov. 8	NYG	8	5	3	0	0.0	0.0	0	0	0	0	0	1	0	0	0	0	0	0	0
Nov. 15	DAL	5	4	1	1	0.0	0.0	0	0	0	0	0	0	0	0	0	0	0	0	0
Nov. 22	@PHI	10	7	3	1	0.0	0.0	0	1	-2	-2	0	1	0	0	0	0	0	0	0
Nov. 29	@IND	1	0	1	0	0.0	0.0	0	0	0	0	0	0	0	0	0	0	0	0	0
Dec. 6	ATL	4	3	1	0	0.0	0.0	0	0	0	0	0	0	0	0	0	0	0	0	0
Dec. 13	NO	5	4	1	0	0.0	0.0	0	0	0	0	0	0	0	0	0	0	0	0	0
Dec. 17	@STL	4	2	2	0	0.0	0.0	0	0	0	0	0	0	0	0	0	0	0	0	0
Dec. 27	CHI	Inactive																		
Jan. 3	@CAR	Injured Reserve																		
TOTALS		78	58	20	6	0.0	0.0	0	2	-4	-2	0	6	2	0	0	0	1	1	0

## 2014 (W/CHICAGO)

DATE	OPP	TACKLES			TFL	SK	YDS	QH	INTERCEPTIONS					PD	FUMBLES			ST TACKLES		
		T	S	A					NO	YDS	LG	TD	PD		FF	FR	YDS	T	S	A
Sept. 7	BUF	6	5	1	0	0.0	0.0	0	1	5	5	0	1	0	0	0	0	1	0	1
Sept. 14	@SF	2	1	1	0	0.0	0.0	0	1	1	1	0	1	0	0	0	0	0	0	0
Sept. 22	@NYJ	4	2	2	0	0.0	0.0	0	0	0	0	0	0	0	0	0	0	0	0	0
Sept. 28	GB	3	2	1	0	0.0	0.0	0	0	0	0	0	0	0	0	0	0	0	0	0
Oct. 5	@CAR	0	0	0	0	0.0	0.0	0	0	0	0	0	0	0	0	0	0	0	0	0
Oct. 12	@ATL	3	3	0	0	0.0	0.0	0	0	0	0	0	0	0	0	0	0	0	0	0
Oct. 19	MIA	Inactive																		
Oct. 26	@NE	8	5	3	0	0.0	0.0	0	0	0	0	0	0	0	0	0	0	0	0	0
Nov. 9	@GB	4	4	0	0	0.0	0.0	0	0	0	0	0	0	0	0	0	0	0	0	0
Nov. 16	MIN	2	2	0	0	0.0	0.0	0	0	0	0	0	0	0	0	0	0	2	2	0
Nov. 23	TB	4	4	0	0	0.0	0.0	0	1	0	0	0	1	0	0	0	0	0	0	0
Nov. 27	@DET	2	1	1	0	0.0	0.0	0	0	0	0	0	0	0	0	0	0	0	0	0
Dec. 4	DAL	2	1	1	0	0.0	0.0	0	0	0	0	0	0	0	0	0	0	0	0	0
Dec. 15	NO	Inactive																		
Dec. 21	DET	Inactive																		
Dec. 28	@MIN	Inactive																		
TOTALS		40	30	10	0	0.0	0.0	0	3	6	5	0	3	0	0	0	0	3	2	1

## 2013 (W/CHICAGO)

DATE	OPP	TACKLES			TFL	SK	YDS	QH	INTERCEPTIONS					PD	FUMBLES			ST TACKLES		
		T	S	A					NO	YDS	LG	TD	PD		FF	FR	YDS	T	S	A
Sept. 8	CIN	1	1	0	0	0.0	0.0	0	0	0	0	0	0	0	0	0	0	0	0	0
Sept. 15	MIN	3	3	0	0	0.0	0.0	0	0	0	0	0	0	0	0	0	0	0	0	0
Sept. 23	@PIT	8	6	2	0	0.0	0.0	0	1	13	13	0	2	0	0	0	0	0	0	0
Sept. 29	@DET	6	6	0	0	0.0	0.0	0	0	0	0	0	0	0	0	0	0	0	0	0
Oct. 6	NO	7	6	1	0	0.0	0.0	0	0	0	0	0	0	0	0	0	0	0	0	0
Oct. 10	NYG	7	6	1	0	0.0	0.0	0	0	0	0	0	0	0	0	0	0	0	0	0
Oct. 20	@WAS	8	4	4	0	0.0	0.0	0	0	0	0	0	0	0	0	0	0	0	0	0
Nov. 4	@GB	2	2	0	0	0.0	0.0	0	0	0	0	0	0	1	0	0	0	0	0	0
Nov. 10	DET	3	2	1	0	0.0	0.0	0	1	35	35	0	3	0	0	0	0	0	0	0
Nov. 17	BAL	5	4	1	1	0.0	0.0	0	0	0	0	0	0	0	0	0	0	0	0	0
Nov. 24	@STL	5	5	0	0	0.0	0.0	0	0	0	0	0	0	0	0	0	0	0	0	0
Dec. 1	@MIN	9	8	1	0	0.0	0.0	0	0	0	0	0	0	0	0	0	0	0	0	0
Dec. 8	DAL	8	6	2	0	0.0	0.0	0	0	0	0	0	0	0	0	0	0	0	0	0
Dec. 15	@CLE	4	2	2	0	0.0	0.0	0	0	0	0	0	1	0	0	0	0	0	0	0
Dec. 22	@PHI	9	7	2	0	0.0	0.0	0	0	0	0	0	0	0	0	0	0	0	0	0
Dec. 29	GB	4	4	0	0	0.0	0.0	0	1	0	0	0	1	0	0	0	0	0	0	0
TOTALS		89	72	17	1	0.0	0.0	0	3	48	35	0	7	1	0	0	0	0	0	0

## 2012 (W/CHICAGO)

DATE	OPP	TACKLES							INTERCEPTIONS					FUMBLES			TACKLES		
		T	S	A	TFL	SK	YDS	QH	NO	YDS	LG	TD	PD	FF	FR	YDS	T	S	A
Sept. 9	IND	4	3	1	0	0.0	0.0	0	1	35	35	0	2	0	0	0	0	0	0
Sept. 13	@GB	4	2	2	0	0.0	0.0	0	0	0	0	0	0	0	0	0	0	0	0
Sept. 23	STL	3	3	0	0	0.0	0.0	0	0	0	0	0	0	0	0	0	0	0	0
Oct. 1	@DAL	11	8	3	1	0.0	0.0	0	0	0	0	0	0	0	0	0	0	0	0
Oct. 7	@JAC	4	4	0	1	0.0	0.0	0	0	0	0	0	0	0	0	0	0	0	0
Oct. 22	DET	6	6	0	0	0.0	0.0	0	0	0	0	0	1	0	0	0	0	0	0
Oct. 28	CAR	8	5	3	0	0.0	0.0	0	0	0	0	0	0	0	0	0	0	0	0
Nov. 4	@TEN	0	0	0	0	0.0	0.0	0	0	0	0	0	3	0	1	0	0	0	0
Nov. 11	HOU	4	3	1	0	0.0	0.0	0	0	0	0	0	0	0	0	0	0	0	0
Nov. 19	@SF	5	5	0	0	0.0	0.0	0	0	0	0	0	0	0	0	0	0	0	0
Nov. 25	MIN	4	3	1	0	0.0	0.0	0	1	35	35	0	2	0	0	0	0	0	0
Dec. 2	SEA	1	1	0	0	0.0	0.0	0	0	0	0	0	0	0	0	0	0	0	0
Dec. 9	@MIN	5	3	2	0	0.0	0.0	0	0	0	0	0	0	0	0	0	1	1	0
Dec. 16	GB	7	5	2	0	0.0	0.0	0	0	0	0	0	0	0	0	0	0	0	0
Dec. 23	@ARI	1	0	1	0	0.0	0.0	0	0	0	0	0	1	0	0	0	0	0	0
Dec. 30	@DET	Inactive																	
TOTALS		67	51	16	2	0.0	0.0	0	2	70	35	0	9	0	1	0	1	1	0

## 2011 (W/CHICAGO)

DATE	OPP	TACKLES					INTERCEPTIONS							FUMBLES			TACKLES		
		T	S	A	TFL	SK	YDS	QB	NO	YDS	LG	TD	PD	FF	FR	YDS	T	S	A
Sept. 11	ATL	0	0	0	0	0.0	0.0	0	0	0	0	0	0	0	0	0	0	0	0
Sept. 18	@NO	1	1	0	0	0.0	0.0	0	0	0	0	0	0	0	0	0	0	0	0
Sept. 25	GB	0	0	0	0	0.0	0.0	0	0	0	0	0	0	0	0	0	0	0	0
Oct. 2	CAR	0	0	0	0	0.0	0.0	0	0	0	0	0	0	0	0	0	0	0	0
Oct. 10	@DET	0	0	0	0	0.0	0.0	0	0	0	0	0	0	0	0	0	1	1	0
Oct. 16	MIN	6	3	3	0	0.0	0.0	0	0	0	0	0	0	0	0	0	0	0	0
Oct. 23	@TB	1	1	0	0	0.0	0.0	0	1	0	0	0	2	0	0	0	0	0	0
Nov. 7	@PHI	4	4	0	0	0.0	0.0	0	0	0	0	0	0	0	0	0	0	0	0
Nov. 13	DET	2	2	0	0	0.0	0.0	0	0	0	0	0	0	0	0	0	0	0	0
Nov. 20	SD	4	2	2	0	0.0	0.0	0	0	0	0	0	0	0	0	0	0	0	0
Nov. 27	@OAK	5	3	2	0	0.0	0.0	0	0	0	0	0	0	0	0	0	0	0	0
Dec. 4	KC	2	2	0	0	0.0	0.0	0	0	0	0	0	0	0	0	0	0	0	0
Dec. 11	@DEN	2	2	0	0	0.0	0.0	0	0	0	0	0	0	0	0	0	0	0	0
Dec. 18	SEA	2	2	0	1	0.0	0.0	0	0	0	0	0	0	0	0	0	0	0	0
Dec. 25	@GB	Injured Reserve																	
Jan. 1	@MIN	Injured Reserve																	
TOTALS		29	22	7	1	0.0	0.0	0	1	0	0	0	2	0	0	0	1	1	0

45

**ALAN CROSS****TIGHT END****HT: 6-1 WT: 235****DOB: 5/2/93****NFL: 2ND YEAR****ACQ: FA, 2016****COLLEGE: MEMPHIS****ACQUIRED BY BUCS:**

- x Signed by Tampa Bay as a college free agent on May 2, 2016.

**2016 HIGHLIGHTS:**

- x Made NFL debut vs. Los Angeles (9/25).
- x Played 20 snaps on offense against Denver (10/2).
- x Caught first career pass at Carolina (10/10), a five-yard reception.
- x Played at San Francisco (10/23), against Oakland (10/30) and vs. Atlanta (11/3).
- x Recorded a special teams tackle against Chicago (11/13).
- x Caught first career touchdown pass in a win at Kansas City (11/20), a three-yard reception that extend the Buccaneers lead in the fourth quarter.
- x Against Seattle (11/27), caught one pass for 10 yards.
- x Recorded an eight-yard reception in a win at San Diego (12/4).
- x Played 14 snaps on offense and 13 snaps on special teams in a win against New Orleans (12/11), helping down a punt at the one-yard line in the fourth quarter.
- x On Sunday Night Football at Dallas (12/18), caught one pass for seven yards.
- x Caught a five-yard pass on third-and-one, helping continue a drive that ended in a Buccaneers touchdown at New Orleans (12/24).
- x Saw playing time in a win against Carolina (1/1/17).

**COLLEGE:**

- x Started 42-of-49 games at Memphis (2012-15), recording 90 receptions for 1,050 yards and 14 touchdowns, as well as one rushing touchdown.
- x Recipient of the Zach Curlin Award as the Athletic Department's Top Male Student-Athlete in 2016.
- x His 14 receiving touchdowns ranked as the most by a tight end in Memphis history.
- x Started 12-of-13 games as a senior (2015), totaling 25 receptions for 229 yards and three touchdowns.
- x Included on the Mackey Award watch list, awarded annually to college football's most outstanding tight end.

- x Served as one of the team's two team captains for each game of the 2015 season.
- x Named to Athlon Sports' Preseason American Athletic Conference (AAC) first team ahead of the 2015 season.
- x Started 11-of-13 games as a junior (2014), tallying 28 catches for 373 yards and four touchdown receptions.
- x Received AAC All-Academic First Team honors.
- x Started 10-of-11 games played as a sophomore (2013), recording 14 receptions for 147 yards and two touchdowns.
- x Was a 2013 preseason All-AAC selection by Athlon Sports.
- x Started 10-of-12 games as a freshman (2012), totaling 23 receptions for 301 yards and a team-high five touchdown receptions.
- x Selected to the Conference USA All-Conference team in 2012.
- x Graduated with a degree in chemistry.

**COMMUNITY:**

- x Participated in the Chasco Fiesta Boat Parade in April 2017.
- x In December 2016, visited pediatric and rehabilitation patients at Florida Hospital.
- x In December 2016, visited patients battling illness at All Children's Hospital in St. Petersburg to raise their spirits during the holidays.
- x In December 2016, congratulated Pizzo Elementary students and teachers for winning the Florida Dairy Council Defend Your Turf Challenge, hosting Play 60 drills and sharing the importance of a healthy diet.
- x In October and November 2016, visited Buccaneers Academies Foster Elementary School, Winthrop Charter School and Davis Elementary School to present NFL Flag kits and run students through football drills.
- x In September 2016, visited Moffitt Cancer Center in Tampa to visit with families battling cancer and run Play 60 drills for the children of patients and staff.
- x In June 2016, hosted a Play 60 event for children from the Jackson Heights NFL Y.E.T. Center.
- x In June 2016, toured MacDill Air Force Base to greet military servicemen and servicewomen and learn

about the important role that the base plays in the Tampa community and beyond.

- ✕ In June 2016, had his head shaved by pediatric cancer patients for the annual “Cut for a Cure” to benefit the National Pediatric Cancer Foundation.
- ✕ In May 2016, went bowling with rookie or first-year firefighters and paramedics from the City of Tampa.

## PERSONAL:

- ✕ Attended Millington High School (Millington, Tennessee).
- ✕ Selected to participate in the AutoZone Liberty Bowl High School All-Star Game.
- ✕ Also played baseball and basketball.
- ✕ Son of Brad Cross.
- ✕ Born Alan Cross on May 2, 1993 in Memphis, Tennessee.

## CROSS' CAREER STATISTICS

YEAR	TEAM	GP	GS	RECEIVING				LG	TD	ATT	RUSHING			
				NO	YDS	AVG					YDS	AVG	LG	TD
2016	Tampa Bay	14	0	6	38	6.3		10	1	0	0	-	-	0
NFL Totals		14	0	6	38	6.3		10	1	0	0	-	-	0

## CROSS' GAME-BY-GAME STATISTICS

### 2016

DATE	OPP	NO	YDS	AVG	LG	TD	ATT	YDS	AVG	LG	TD
Sept. 11	@ATL										
Sept. 18	@ARI										
Sept. 25	LA	0	0	-	-	0	0	0	-	-	0
Oct. 2	DEN	0	0	-	-	0	0	0	-	-	0
Oct. 10	@CAR	1	5	5.0	-	0	0	0	-	-	0
Oct. 23	@SF	0	0	-	-	0	0	0	-	-	0
Oct. 30	OAK	0	0	-	-	0	0	0	-	-	0
Nov. 3	ATL	0	0	-	-	0	0	0	-	-	0
Nov. 13	CHI	0	0	-	-	0	0	0	-	-	0
Nov. 20	@KC	1	3	3.0	3t	1	0	0	-	-	0
Nov. 27	SEA	1	10	10.0	10	0	0	0	-	-	0
Dec. 4	@SD	1	8	8.0	8	0	0	0	-	-	0
Dec. 11	NO	0	0	-	-	0	0	0	-	-	0
Dec. 18	@DAL	1	7	7.0	7	0	0	0	-	-	0
Dec. 24	@NO	1	5	5.0	5	0	0	0	-	-	0
Jan. 1	CAR	0	0	-	-	0	0	0	-	-	0
TOTALS		6	38	6.3	10	1	0	0	-	-	0

54

**LAVONTE DAVID****LINEBACKER****HT: 6-1 WT: 233****DOB: 1/23/90****NFL: 6TH YEAR****ACQ: D2, 2012****COLLEGE: NEBRASKA****ACQUIRED BY BUCS:**

- × Selected by Tampa Bay in the second round (58th overall) of the 2012 NFL Draft.

**AWARDS & ACCOLADES:**

- × 2015 Pro Bowl Selection.
- × 2013 AP All-Pro First-Team Selection.
- × 2016 AP All-Pro Second-Team Selection
- × NFC Defensive Player of the Week (Week 12, 2013).
- × NFC Defensive Player of the Week (Week 10, 2015).
- × USA Today All-Joe Team (2012, 2013).
- × 2012 PFW/PFWA All-Rookie Team.
- × NFC Defensive Rookie Of The Month (November 2012).

**CAREER HIGHLIGHTS:**

- × Has started all 78 games that he has played, totaling 663 tackles, including 85 for loss, 35 passes defended, 18.0 sacks, 10 interceptions (2 return TDs), 12 forced fumbles, six fumble recoveries and one safety.
- × Only player in NFL history to record 450+ tackles, 15+ sacks and 10+ interceptions in first five seasons.
- × Ranks second in solo tackles (471), second in total tackles (663), and second in tackles for loss (85) among all NFL players since entering the league in 2012.
- × Since 2012, ranks tied for second among NFL linebackers in interceptions with 10 and tied for second among linebackers with two interceptions returned for touchdowns. Also tied for 13th among all players with 12 forced fumbles and tied for 11th with six opponent fumble recoveries.
- × Only NFL player with 600+ tackles, 10+ sacks and 10+ interceptions since start of 2012 season.
- × In 2016, tied for NFL lead, and most among linebackers, with 17 tackles for loss.
- × Garnered Associated Press Second-Team All-Pro honors following the 2016 season.

- × Named to first Pro Bowl following the 2015 season when he ranked third in the league in tackles (147) and added three sacks, three interceptions, two forced fumbles, two fumble recoveries and 13 passes defended (most among NFL linebackers).
- × Named Associated Press All-Pro First-Team following 2013 season when he ranked fifth in the NFL in both tackles (143) tackles and interceptions (5). Added a safety, two forced fumbles, one fumble recovery, and 10 passes defended,
- × Tied for league lead with 14.5 run stuffs in 2013, according to STATS, Inc., and ranked third in the NFL in tackles for loss (20), behind Robert Quinn and J.J. Watt.
- × Ranked by Pro Football Focus as the No. 1 run stuffing outside linebacker and finished with the third-most quarterback pressures (sacks, QB hits, hurries) at the position.
- × Only NFL player with 125+ tackles and 6+ sacks in 2013.
- × One of only two players since 1982 to record at least 7.0 sacks and five interceptions in the same season (S Dave Duerson).
- × Earned NFC Defensive Player of the Week for Week 12 of 2013.
- × In 2012, led the Buccaneers in tackles as a rookie, posting 139 tackles, tied for the seventh-most in the NFL. Also posted 112 solo tackles, the second-most in the league.
- × Named to USA Today's All-Joe Team in both 2012 & 2013.
- × Selected to PFW/PFWA All-Rookie Team in 2012.
- × Earned NFL Defensive Rookie of the Month in November 2012.
- × Only linebacker in Buccaneers history with two multiple-interception games.
- × Scored first career touchdown on a 20-yard interception return (Mark Sanchez) in win at Philadelphia (11/22/15).

- x Registered his first career interception at Denver (12/2/12).
- x Notched his first career sack vs. Philadelphia (12/9/12).
- x Started in his NFL debut against Carolina (9/9/12).

## 2016 HIGHLIGHTS:

- x Started all 16 games at linebacker, recording 87 tackles, including league-leading 17 for loss, five sacks, eight quarterback hits, one interception (returned for TD), four passes defended, four forced fumbles, and two fumble recoveries.
- x Tied for league lead, and most among linebackers, with 17 tackles for loss.
- x Tied for seventh in NFL with four forced fumbles.
- x Only NFL player with 85+ tackles, 5+ sacks and 1+ interception.
- x Recorded eight tackles, including three for loss, in season-opening win at Atlanta (9/11).
- x Registered two quarterback hits at Arizona (9/18).
- x Tied for team lead with eight tackles, including two for loss, while adding a sack and a forced fumble (recovered by Tampa Bay) vs. Los Angeles (9/25).
- x Notched four tackles vs. Denver (10/2).
- x Posted five tackles in win at Carolina (10/10).
- x Recorded eight tackles, including one for loss, one forced fumble and one pass defended in win at San Francisco (10/23).
- x Collected six tackles, including one for loss, vs. Oakland (10/30).
- x Matched season high with three tackles for loss vs. Atlanta (11/3).
- x Tallied two tackles, including one for loss, in 36-10 win vs. Chicago (11/13).
- x Registered four tackles and a forced fumble (recovered by the Buccaneers) in win at Kansas City (11/20).
- x Tied for team lead with seven tackles in 14-5 win vs. Seattle (11/27). With the Buccaneers leading by nine with 7:19 remaining, forced and recovered a fumble at the Tampa Bay 27-yard line and returned it 53 yards.
- x With the Buccaneers trailing 14-10 with 4:32 to go in the third quarter at San Diego (12/4), intercepted Philip Rivers and returned it 15 yards for a touchdown. It was the second consecutive Chargers drive he ended following a diving pass breakup the previous San Diego possession.
- x Tallied five tackles, including one for loss, in win vs. New Orleans (12/11).
- x Collected nine tackles, one sack and a fumble recovery at Dallas (12/18).
- x Recorded seven tackles and a sack at New Orleans (12/24).

## COLLEGE:

- x Started all 27 games he played in at Nebraska (2010-11), recording 285 tackles, 28 tackles for loss, 11.5 sacks, two interceptions, 12 passes defended, three forced fumbles and two fumbles recovered.
- x In 2011, earned first-team All-American honors from the American Football Coaches Association, CBS and ESPN.
- x Also earned first-team All-Big Ten accolades (coaches, media, ESPN.com, Yahoo.com, Phil Steele).
- x Was a finalist for the Butkus Award (Top Linebacker), semifinalist for the Chuck Bednarik Award (Top Defensive Player) and semifinalist for the Lott Trophy (Top Defensive IMPACT Player) in 2011.
- x Named the 2011 Butkus-Fitzgerald Big Ten Linebacker of the Year and Nebraska team MVP.
- x 2011 Guy Chamberlin Award Winner for his play and contributions to the betterment of the University of Nebraska football team.
- x As a senior, led Nebraska with 133 tackles and ranked third in the Big Ten in tackles per game.
- x Also led Nebraska in tackles for loss (13.0), sacks (5.5), interceptions (2), forced fumbles (2) and fumble recoveries (2) in 2011.
- x In 2010, set a school record with 152 tackles.
- x His 285 career tackles rank fourth in school history, and most by a two-year player.
- x Recorded a career-high 19 tackles in one game against South Dakota State, the seventh-most in school history.
- x Was named first-team All-American (Rivals.com and CBS), unanimous first-team Big 12 and Big 12 Newcomer of the Year, as selected by the coaches, in 2010.
- x Prior to his time at Nebraska, led Fort Scott Community College (Fort Scott, Kansas) to the Junior College National Championship Game, while ranking among the conference's leaders in tackles and tackles for loss.
- x Was named Defensive MVP of the JUCO National Championship Game.
- x Two-time first-team All-Jayhawk Conference selection and a Region VI All-American in 2009.
- x During his first season at Fort Scott, led the Jayhawk Conference with 93 tackles.
- x Majored in criminology and criminal justice.

## COMMUNITY:

- x In October 2016, joined teammates and the entire Buccaneers business operations staff for the team's "Hometown Huddle", helping to refurbish the Sulphur Springs K-8 School and Community Center and interact with students.
- x In June 2016, was named a national ambassador and BIG Champion for Big Brothers Big Sisters of

America, with the mission of creating more matches between children and caring, adult mentors across the United States.

- ✕ In May 2016, helped dedicate a Buccaneers Academy at Bevis Elementary School, which was awarded a Fitness Zone and also presented with a special assembly and P.E. equipment for winning the 2016 Play 60 Challenge.
- ✕ In November 2015 and 2016, hosted a bowling event to benefit Big Brothers Big Sisters of Tampa Bay.
- ✕ In July 2015, hosted his inaugural free backpack and school supply donation to youth in his hometown of Miami, FL.
- ✕ In June 2015, had his head shaved by children battling cancer as part of the Buccaneers Cut for a Cure to raise funds and awareness for the Pediatric Cancer Foundation.
- ✕ Paired up with United Way volunteers and students to install a "Learning Garden" at Edison Elementary in October 2013 and at Davis Elementary in September 2015.
- ✕ Led students through football drills and promoted the importance of health and fitness for the opening of Buccaneers Academy Fitness Zones at Foster

Elementary in September 2012 and Sulphur Springs Elementary in December 2012.

- ✕ As a member of the Buccaneers Rookie Club in 2012, visited youth at All Children's Hospital in St. Petersburg and sang holiday carols to residents at Westminster Palms retirement home, visited MacDill Air Force Base to thank civilian workers and active duty military for their service, helped host a lunch for service members at Coast Guard Air Station Clearwater and visited veterans recovering from injury and illness at Bay Pines VA Hospital, hosted an educational scavenger hunt for children from the Boys & Girls Clubs of Tampa Bay at Busch Gardens Tampa, and greeted patients at St. Joseph's Children's Hospital in May 2012.
- ✕ Volunteered time while at Nebraska with team hospital visits and the Husker Heroes program.

### PERSONAL:

- ✕ Attended Northwestern High School (Miami, Florida).
- ✕ Won back-to-back Florida state titles in 2006 and 2007, while finishing with undefeated records both years.
- ✕ Son of the late Lynette David.
- ✕ Born Lavonte David on January 23, 1990, in Miami, Florida.

## DAVID'S CAREER STATISTICS

YEAR	TEAM	GP	GS	TACKLES				YDS	INTERCEPTIONS				FUMBLES				ST TACKLES		
				TOT	SOLO	ASST	SK		NO	YDS	LG	TD	PD	FF	FR	YDS	T	S	A
2012	Tampa Bay	16	16	139	112	27	2.0	14.0	1	27	27	0	5	0	0	0	0	0	0
2013	Tampa Bay	16	16	144	106	38	7.0	46.5	5	87	32	0	9	2	1	0	1	1	0
2014	Tampa Bay	14	14	146	101	45	1.0	4.0	0	0	0	0	4	4	1	0	0	0	0
2015	Tampa Bay	16	16	147	85	62	3.0	7.0	3	19	20	1	14	1	0	0	0	0	0
2016	Tampa Bay	16	16	87	67	20	5.0	39.0	1	15	15t	1	4	4	2	53	0	0	0
NFL Totals		78	78	663	471	192	18.0	110.5	10	148	32	2	36	11	4	53	1	1	0

### SINGLE-GAME HIGHS

**Tackles:** 16, at Oakland, 11/4/12  
**Sacks:** 2.0, twice, last vs. Carolina, 1/1/17  
**Interceptions:** 2, twice, last at Philadelphia, 11/22/15  
**Passes Defensed:** 2, seven times, last at San Diego, 12/4/16  
**Safeties:** 1, vs. Miami, 11/11/13  
**Touchdowns:** 1, twice, last at San Diego, 12/4/16 (INT-TD)



# DAVID'S GAME-BY-GAME STATISTICS

OWNERSHIP

VETERANS & DRAFT PICKS

2016 IN REVIEW

HISTORY

RECORDS

SIDELINES

## 2016

DATE	OPP	TACKLES							INTERCEPTIONS					FUMBLES			ST TACKLES		
		T	S	A	TFL	SK	YDS	QH	NO	YDS	LG	TD	PD	FF	FR	YDS	T	S	A
Sept. 11	@ATL	8	6	2	3	0.0	0.0	0	0	0	0	0	0	0	0	0	0	0	0
Sept. 18	@ARI	0	0	0	0	0.0	0.0	2	0	0	0	0	0	0	0	0	0	0	0
Sept. 25	LA	8	7	1	2	1.0	7.0	1	0	0	0	0	1	1	0	0	0	0	0
Oct. 2	DEN	5	4	1	0	0.0	0.0	0	0	0	0	0	0	0	0	0	0	0	0
Oct. 10	@CAR	5	1	4	0	0.0	0.0	0	0	0	0	0	0	0	0	0	0	0	0
Oct. 23	@SF	8	7	1	1	0.0	0.0	0	0	0	0	0	1	1	0	0	0	0	0
Oct. 30	OAK	6	6	0	1	0.0	0.0	0	0	0	0	0	0	0	0	0	0	0	0
Nov. 3	ATL	4	4	0	3	0.0	0.0	0	0	0	0	0	0	0	0	0	0	0	0
Nov. 13	CHI	2	1	1	1	0.0	0.0	0	0	0	0	0	0	0	0	0	0	0	0
Nov. 20	@KC	4	3	1	0	0.0	0.0	0	0	0	0	0	0	1	0	0	0	0	0
Nov. 27	SEA	7	5	2	0	0.0	0.0	0	0	0	0	0	0	1	1	53	0	0	0
Dec. 4	@SD	3	2	1	0	0.0	0.0	0	1	15	15t	1	2	0	0	0	0	0	0
Dec. 11	NO	5	5	0	1	0.0	0.0	0	0	0	0	0	0	0	0	0	0	0	0
Dec. 18	@DAL	9	5	4	1	1.0	6.0	1	0	0	0	0	0	0	1	0	0	0	0
Dec. 24	@NO	7	6	1	1	1.0	4.0	1	0	0	0	0	0	0	0	0	0	0	0
Jan. 1	CAR	6	5	1	3	2.0	22.0	2	0	0	0	0	0	0	0	0	0	0	0
TOTALS		87	67	20	17	5.0	39.0	7	1	15	15t	1	4	4	2	53	0	0	0

## 2015

DATE	OPP	TACKLES							INTERCEPTIONS					FUMBLES			ST TACKLES		
		T	S	A	TFL	SK	YDS	QH	NO	YDS	LG	TD	PD	FF	FR	YDS	T	S	A
Sept. 13	TEN	5	3	2	0	0.0	0.0	0	0	0	0	0	0	1	0	0	0	0	0
Sept. 20	@NO	8	4	4	0	0.0	0.0	0	0	0	0	0	2	0	0	0	0	0	0
Sept. 27	@HOU	15	3	12	1	0.0	0.0	0	0	0	0	0	0	0	0	0	0	0	0
Oct. 4	CAR	6	3	3	0	0.0	0.0	0	0	0	0	0	1	0	0	0	0	0	0
Oct. 11	JAC	10	8	2	1	1.0	4.0	1	0	0	0	0	1	0	0	0	0	0	0
Oct. 25	@WAS	9	6	3	0	0.0	0.0	0	0	0	0	0	1	0	0	0	0	0	0
Nov. 1	@ATL	5	3	2	1	0.0	0.0	0	0	0	0	0	1	0	0	0	0	0	0
Nov. 8	NYG	11	6	5	0	0.0	0.0	0	0	0	0	0	0	0	0	0	0	0	0
Nov. 15	DAL	12	5	7	1	1.0	3.0	1	0	0	0	0	1	0	0	0	0	0	0
Nov. 22	@PHI	6	6	0	0	0.0	0.0	0	2	24	20	1	2	0	0	0	0	0	0
Nov. 29	@IND	7	4	3	0	0.0	0.0	1	0	0	0	0	1	0	0	0	0	0	0
Dec. 6	ATL	11	6	5	2	0.0	0.0	0	1	-5	-5	0	1	0	0	0	0	0	0
Dec. 13	NO	13	10	3	1	0.0	0.0	0	0	0	0	0	2	0	0	0	0	0	0
Dec. 17	@STL	8	6	2	1	0.0	0.0	1	0	0	0	0	0	0	0	0	0	0	0
Dec. 27	CHI	9	8	1	1	0.0	0.0	0	0	0	0	0	1	0	0	0	0	0	0
Jan. 3	@CAR	12	4	8	1	1.0	10.0	1	0	0	0	0	0	1	2	0	0	0	0
TOTALS		147	85	62	10	3.0	17.0	5	3	19	20	1	14	2	2	0	0	0	0

## 2014

DATE	OPP	TACKLES							INTERCEPTIONS					FUMBLES			ST TACKLES		
		T	S	A	TFL	SK	YDS	QH	NO	YDS	LG	TD	PD	FF	FR	YDS	T	S	A
Sept. 7	CAR	10	9	1	2	0.0	0.0	1	0	0	0	0	0	0	0	0	0	0	0
Sept. 14	STL	7	5	2	2	0.0	0.0	0	0	0	0	0	0	0	0	0	0	0	0
Sept. 18	@ATL	9	7	2	1	0.0	0.0	0	0	0	0	0	1	1	1	0	0	0	0
Sept. 28	@PIT	12	10	2	3	0.0	0.0	0	0	0	0	0	0	1	0	0	0	0	0
Oct. 5	@NO	14	10	4	2	0.0	0.0	0	0	0	0	0	1	0	0	0	0	0	0
Oct. 12	BAL	14	10	4	1	0.0	0.0	0	0	0	0	0	0	0	0	0	0	0	0
Oct. 26	MIN	14	9	5	3	0.0	0.0	0	0	0	0	0	0	0	0	0	0	0	0
Nov. 2	@CLE	9	3	6	0	0.0	0.0	0	0	0	0	0	0	0	0	0	0	0	0
Nov. 9	ATL	14	10	4	0	0.0	0.0	0	0	0	0	0	0	0	0	0	0	0	0
Nov. 16	@WAS	13	8	5	0	0.0	0.0	1	0	0	0	0	0	0	0	0	0	0	0
Nov. 23	@CHI	Inactive																	
Nov. 30	CIN	Inactive																	
Dec. 7	@DET	5	4	1	0	0.0	0.0	0	0	0	0	0	1	0	0	0	0	0	0
Dec. 14	@CAR	12	6	6	2	1.0	4.0	1	0	0	0	0	1	1	0	0	0	0	0
Dec. 21	GB	8	7	1	1	0.0	0.0	0	0	0	0	0	0	0	0	0	0	0	0
Dec. 28	NO	5	3	2	0	0.0	0.0	0	0	0	0	0	0	1	0	0	0	0	0
TOTALS		146	101	45	17	1.0	4.0	3	0	0	0	0	4	4	1	0	0	0	0

2013

DATE	OPP	TACKLES			TFL	SK	YDS	QH	INTERCEPTIONS					PD	FUMBLES			ST TACKLES		
		T	S	A					NO	YDS	LG	TD	PD		FF	FR	YDS	T	S	A
Sept. 8	@NYJ	9	4	5	2	2.0	7.0	1	1	7	7	0	2	0	0	0	0	0	0	0
Sept. 15	NO	6	4	2	1	1.5	10.0	3	0	0	0	0	1	0	0	0	0	0	0	0
Sept. 22	@NE	9	8	1	2	0.5	4.5	1	0	0	0	0	0	0	0	0	0	0	0	0
Sept. 29	ARI	5	3	2	0	0.0	0.0	0	0	0	0	0	1	0	0	0	1	1	0	0
Oct. 13	PHI	9	9	0	1	1.0	9.0	2	0	0	0	0	0	0	0	0	0	0	0	0
Oct. 20	@ATL	10	10	0	3	0.0	0.0	0	0	0	0	0	1	0	0	0	0	0	0	0
Oct. 24	CAR	12	9	3	2	1.0	12.0	1	0	0	0	0	0	0	0	0	0	0	0	0
Nov. 3	@SEA	11	5	6	0	0.0	0.0	0	0	0	0	0	0	0	0	0	0	0	0	0
Nov. 11	MIA	7	4	3	2	0.0	0.0	1	0	0	0	0	0	0	0	0	0	0	0	0
Nov. 17	ATL	9	5	4	1	0.0	0.0	0	0	0	0	0	0	0	0	0	0	0	0	0
Nov. 24	@DET	12	9	3	0	0.0	0.0	0	1	7	7	0	1	1	0	0	0	0	0	0
Dec. 1	@CAR	8	4	4	1	0.0	0.0	0	1	16	16	0	1	0	0	0	0	0	0	0
Dec. 8	BUF	9	8	1	2	1.0	10.0	2	2	57	32	0	2	0	0	0	0	0	0	0
Dec. 15	SF	10	9	1	0	0.0	0.0	0	0	0	0	0	0	1	0	0	0	0	0	0
Dec. 22	@STL	11	10	1	2	0.0	0.0	1	0	0	0	0	0	0	1	0	0	0	0	0
Dec. 29	@NO	7	5	2	1	0.0	0.0	0	0	0	0	0	0	0	0	0	0	0	0	0
TOTALS		144	106	38	20	6.0	46.5	12	5	87	32	0	9	2	1	0	1	1	0	0

2012

DATE	OPP	TACKLES			TFL	SK	YDS	QH	INTERCEPTIONS					PD	FUMBLES			ST TACKLES		
		T	S	A					NO	YDS	LG	TD	PD		FF	FR	YDS	T	S	A
Sept. 9	CAR	6	4	2	0	0.0	0.0	0	0	0	0	0	0	0	0	0	0	0	0	0
Sept. 16	@NYG	8	7	1	2	0.0	0.0	0	0	0	0	0	0	0	0	0	0	0	0	0
Sept. 23	@DAL	5	5	0	1	0.0	0.0	0	0	0	0	0	0	0	0	0	0	0	0	0
Sept. 30	WAS	14	12	2	3	0.0	0.0	0	0	0	0	0	0	0	0	0	0	0	0	0
Oct. 14	KC	8	5	3	1	0.0	0.0	0	0	0	0	0	0	0	0	0	0	0	0	0
Oct. 21	NO	8	6	1	2	0.0	0.0	0	0	0	0	0	1	0	0	0	0	0	0	0
Oct. 25	@MIN	2	1	1	0	0.0	0.0	0	0	0	0	0	0	0	0	0	0	0	0	0
Nov. 4	@OAK	16	14	2	2	0.0	0.0	0	0	0	0	0	0	0	0	0	0	0	0	0
Nov. 11	SD	14	13	1	1	0.0	0.0	0	0	0	0	0	0	0	0	0	0	0	0	0
Nov. 18	@CAR	9	6	3	1	0.0	0.0	0	0	0	0	0	0	0	0	0	0	0	0	0
Nov. 25	ATL	8	7	1	1	0.0	0.0	0	0	0	0	0	0	0	0	0	0	0	0	0
Dec. 2	@DEN	10	7	3	3	0.0	0.0	0	1	27	27	0	2	0	0	0	0	0	0	0
Dec. 9	PHI	9	7	2	0	1.0	0.0	2	0	0	0	0	0	0	0	0	0	0	0	0
Dec. 16	@NO	7	4	3	1	0.0	0.0	0	0	0	0	0	0	0	0	0	0	0	0	0
Dec. 23	STL	9	9	0	1	0.0	0.0	0	0	0	0	0	1	0	0	0	0	0	0	0
Dec. 30	@ATL	6	5	1	1	1.0	14.0	2	0	0	0	0	1	0	0	0	0	0	0	0
TOTALS		139	112	27	20	2.0	14.0	4	1	27	27	0	5	0	0	0	0	0	0	0

69

**DEMAR DOTSON****TACKLE****HT: 6-9 WT: 315****DOB: 10/11/85****NFL: 9TH YEAR****ACQ: FA, 2009****COLLEGE: SOUTHERN MISS****ACQUIRED BY BUCS:**

- × Signed by Tampa Bay on May 4, 2009, as a college free agent.

**CAREER HIGHLIGHTS:**

- × Has played in 89 career games, with 65 starts, all with the Buccaneers.
- × In 2015, helped block for an offense that finished the season ranked fifth in the league in total offense (375.9 ypg) and fifth in rushing (134.9 ypg), while tying for the league lead in rushing average (4.8).
- × Also in 2015, was part of a unit that helped the offense to a franchise-record 6,014 net yards on the year, while also recording 2,162 rushing yards for the second-most in a single season in team history.
- × Part of an offensive line that allowed only 27 sacks in 2015, the third-fewest by a Buccaneers team since 1983 when sacks became an official statistic.
- × Helped block for Doug Martin's 251-yard rushing game against Oakland (11/4/12), the highest-total in team history and tied for the 10th-most in NFL history.
- × Recorded first career start vs. New Orleans (11/6/11).
- × Made NFL debut against Green Bay (11/8/09), playing on special teams.

**2016 HIGHLIGHTS**

- × Part of an offensive line that did not allow a sack at Atlanta (9/11).
- × Started at Arizona (9/18).
- × Part of an offensive unit that totaled 472 yards of offense against Los Angeles (9/25), the 10th-most in a single game in team history.
- × Started against Denver (10/2).
- × Part of an offensive line that helped block for 113 rushing yards at Carolina (10/10).
- × At San Francisco (10/23), started and was part of an offensive line that helped the team total 513 total yards of offense, tied for the fourth-most in a single game in team history, including 249 rushing yards, the fourth-most in a single game in franchise history.
- × Started against Oakland (10/30) and on Thursday Night Football against Atlanta (11/3).

- × Started in a win against Chicago (11/13).
- × At Kansas City (11/20), helped block for 116 rushing yards.
- × Part of an offensive line that blocked for 118 rushing yards and did not allow a sack against Seattle (11/27), who entered the game tied for the league lead in sacks.
- × Started in a win at San Diego (12/4).
- × Inactive with a concussion Weeks 14-16.
- × Started in a win against Carolina, helping block for 112 rushing yards (1/1/17).

**COLLEGE:**

- × Played first season of football in 2008 after spending the previous two seasons (2006-07) as a member of the Southern Miss basketball team.
- × Appeared in six games on the defensive line and started in the season finale against SMU.
- × Saw action in 29 games for Golden Eagles basketball team in 2007, making nine starts.
- × Majored in coaching and sports administration.

**PERSONAL/COMMUNITY:**

- × Father to Demar Dotson, Jr., and Saraiah Dotson.
- × Born Demar Dotson on October 11, 1985 in Alexandria, Louisiana.
- × Helps sponsor "Turkey Time with the O-Line," a Thanksgiving program carried out by the offensive line, which has provided more than 5,000 meals for local families in need.
- × Sponsors "Dotson's Do-Gooders" Front Row Fans section to provide a special gameday experience to those who would otherwise not have a chance to attend Buccaneers home games.
- × In May 2015, visited Tampa Bay Buccaneers Field in Clearwater to present a \$10,000 PLAY 60 grant and lead children through football drills.
- × In October 2013, helped host the Buccaneers' Halloween Celebration for youths from the Boys & Girls Clubs of Tampa.
- × In January 2013, visited Potter Elementary and West Tampa Elementary schools to present new eyeglasses

to students through the Glazer Family Foundation Vision Program.

- ✕ Traveled to Costa Rica on a mission trip in March 2012 to promote the game of football and lend support to underprivileged communities.
- ✕ Helped surprise 30 families with tickets, gift cards and a shopping spree for the team's 4th and 5th annual Day of Giving events in December 2010 and 2011.

- ✕ In honor of the NFL's Play 60 initiative and Hispanic Heritage Month, taught football drills and spoke on the importance of living healthy at West Tampa Elementary School in September 2011.
- ✕ Visited Metropolitan Ministries to entertain children at the after-school program and volunteer for its family support services in November 2009.
- ✕ Born Demar Dotson on October 11, 1985 in Alexandria, Louisiana.

## DOTSON'S CAREER STATISTICS

**Games/Starts:** TB: 2009: 9/0; 2010: Injured Reserve; 2011: 13/2; 2012: 16/15; 2013: 16/16; 2014: 16/16; 2015: 6/3; 2016: 13/13  
**Career Totals:** 89/65

**Misc. Tackles:** 3 – 1 in 2014 (vs. Baltimore, 10/12/14); 1 in 2013 (at. St. Louis, 12/22/13); 1 in 2012 (12/16/12 at New Orleans)  
**Fumble Recoveries:** 2 – vs. Kansas City (10/14/12); at Washington (11/16/14)

17

### DONTEEA DYE JR.

**WIDE RECEIVER**  
**HT: 5-10 WT: 190**  
**DOB: 8/22/93**  
**NFL: 2ND YEAR**  
**ACQ: FA, 2015**  
**COLLEGE: HEIDELBERG**



### ACQUIRED BY BUCS:

- ✕ Signed by Tampa Bay as a college free agent on May 4, 2015. Promoted to the active roster on October 6, 2015.

### CAREER HIGHLIGHTS:

- ✕ Has played in 11 games, with five starts, catching 11 passes for 132 yards and one touchdown.
- ✕ Caught first career touchdown at Washington (10/25/15).
- ✕ Recorded first NFL action vs. Jacksonville (10/11/15) and first NFL start at Atlanta (11/1/15).

### 2016 HIGHLIGHTS:

- ✕ Made season debut in a win against New Orleans (12/11).
- ✕ Inactive at Dallas (12/18).
- ✕ Placed on Injured Reserve on December 21.

### COLLEGE/PERSONAL:

- ✕ Played four seasons at Heidelberg University (2011-14), catching 116 passes for 2,298 yards (19.8 avg.) and 26 touchdowns.
- ✕ Dye's 26 career touchdown receptions are the second-most in program history.
- ✕ Set career highs in receptions (57) receiving yards (1,022) and receiving touchdowns (14) as a senior (2014). Also blocked a punt, which was returned for a touchdown.
- ✕ Winner of the Ed Sherman Award, given annually to the top receiver in the Ohio Athletic Conference (OAC). His 14 touchdown receptions led the conference and were the second-most in Heidelberg history.
- ✕ Named second-team D3football.com All-American, first-team All-North Region and first-team All-OAC.
- ✕ Played in nine games as a junior (2013), catching 28 passes for 701 yards (25.0 avg.) and eight touchdowns.

- ✕ Saw his first playing time on offense as a sophomore (2012), finishing the year with 31 catches for 575 yards (18.5 avg.) and four touchdowns.
- ✕ Played in six games as a true freshman (2011), making three tackles and recovering one fumble.
- ✕ Attended Fairfield High School (Cincinnati, Ohio).
- ✕ Born Donteea Dye on August 20, 1993 in Fairfield, Ohio.

### COMMUNITY:

- ✕ In November 2016, visited Buccaneers Academy Lithia Springs Elementary School to present NFL Flag kits and run students through football drills.
- ✕ In December 2015, visited patients battling injury and illness at All Children's Hospital in St. Petersburg.
- ✕ In November 2015, congratulated students at Pinellas Park Middle School for winning the Fuel Up

To Play 60 "Defend Your Turf Challenge" through a special assembly and P.E. class.

- ✕ In October 2015, participated in games, arts and crafts, and activities with children at Metropolitan Ministries annual Fall Festival.
- ✕ In September 2015, served lunch to more than 250 hungry and homeless men and women at Trinity Café.
- ✕ In July 2015, went bowling with rookie or first-year firefighters and paramedics.
- ✕ In May 2015, visited wounded warriors recovering from injury and illness at James A. Haley Veterans' Hospital in Tampa.
- ✕ In May 2015, toured MacDill Air Force Base to greet military servicemen and servicewomen and learn about the important role that the base plays in the Tampa community.

## DYE'S CAREER STATISTICS

YEAR	TEAM	GP	GS	RECEIVING				LG	TD	ATT	RUSHING			
				NO	YDS	AVG					YDS	AVG	LG	TD
2015	Tampa Bay	10	5	11	132	12.0		44	1	0	0	-	-	0
NFL Totals		10	5	11	132	12.0		44	1	0	0	-	-	0

## DYE'S GAME-BY-GAME STATISTICS

2015

DATE	OPP	NO	YDS	RECEIVING AVG	LG	TD	ATT	YDS	RUSHING AVG	LG	TD
Sept. 13	TEN										
Sept. 20	@NO										
Sept. 27	@HOU										
Oct. 4	CAR										
Oct. 11	JAC	0	0	-	-	0	0	0	-	-	0
Oct. 25	@WAS	1	7	7.0	7t	1	0	0	-	-	0
Nov. 1	@ATL	1	4	4.0	4	0	0	0	-	-	0
Nov. 8	NYG	1	4	4.0	4	0	0	0	-	-	0
Nov. 15	DAL	1	11	11.0	11	0	0	0	-	-	0
Nov. 22	@PHI										
Nov. 29	@IND										
Dec. 6	ATL	0	0	-	-	0	0	0	-	-	0
Dec. 13	NO	1	16	16.0	16	0	0	0	-	-	0
Dec. 17	@STL	1	44	44.0	44	0	0	0	-	-	0
Dec. 27	CHI	1	15	15.0	15	0	0	0	-	-	0
Jan. 3	@CAR	4	31	7.8	14	0	0	0	-	-	0
TOTALS		11	132	12.0	44	1	0	0	-	-	0

35

**JAVIEN ELLIOTT****CORNERBACK****HT: 5-11 WT: 176****DOB: 7/18/93****NFL: 2ND YEAR****ACQ: FA, 2016****COLLEGE: FLORIDA STATE****ACQUIRED BY BUCS:**

- × Signed by Tampa Bay as a college free agent on May 26, 2016.

**2016 HIGHLIGHTS:**

- × Spent Weeks 1-11 on Tampa Bay's practice squad.
- × Promoted to the active roster on November 22.
- × Made NFL debut in 14-5 vs. Seattle (11/27).
- × Saw most extensive action on defense, logging 23 snaps in win at San Diego (12/4).
- × Played 40 snaps serving as primary nickelback in win vs. New Orleans (12/11).
- × Recorded four tackles, including one for loss, at Dallas (12/18).
- × Posted one tackle at New Orleans (12/24).
- × Had one tackle and one pass defended in a win against Carolina (1/1/17).

**COLLEGE:**

- × Appeared in 12 games as a senior (2015), starting six, recording 37 tackles, 4.0 tackles for loss, four

passes defended, two forced fumbles, one sack and one interception.

- × Nominated for the Burlsworth Trophy, awarded to the nation's top player that began his career as a walk-on.
- × Joined Florida State's football team as a walk-on in the spring of 2014.

**PERSONAL/COMMUNITY:**

- × Attended Rutherford City High School (Panama City, FL).
- × In December 2016, visited patients battling illness at All Children's Hospital in St. Petersburg to raise their spirits during the holidays.
- × In December 2016, congratulated Pizzo Elementary students and teachers for winning the Florida Dairy Council Defend Your Turf Challenge, hosting Play 60 drills and sharing the importance of a healthy diet.
- × In June 2016, hosted a Play 60 event for children from the Jackson Heights NFL Y.E.T. Center.
- × In May 2016, went bowling with rookie or first-year firefighters and paramedics from the City of Tampa.
- × Born Javien Elliott on July 18, 1993.

**ELLIOTT'S CAREER STATISTICS**

YEAR	TEAM	TACKLES						INTERCEPTIONS					FUMBLES				ST TACKLES		
		GP	GS	TOT	SOLO	ASST	SK	YDS	NO	YDS	LG	TD	PD	FF	FR	YDS	T	S	A
2016	Tampa Bay	6	1	10	8	2	0.0	0.0	0	0	0	0	1	0	0	0	0	0	0
NFL Totals		6	1	10	8	2	0.0	0.0	0	0	0	0	1	0	0	0	0	0	0

## ELLIOTT'S GAME-BY-GAME STATISTICS

OWNERSHIP

VETERANS & DRAFT PICKS

2016 IN REVIEW

HISTORY

RECORDS

SIDELINES

2016

		TACKLES							INTERCEPTIONS							FUMBLES			TACKLES						
DATE	OPP	T	S	A	TFL	SK	YDS	QH	NO	YDS	LG	TD	PD	FF	FR	YDS	T	S	A						
Sept. 11	@ATL								Practice Squad																
Sept. 18	@ARI								Practice Squad																
Sept. 25	LA								Practice Squad																
Oct. 2	DEN								Practice Squad																
Oct. 10	@CAR								Practice Squad																
Oct. 23	@SF								Practice Squad																
Oct. 30	OAK								Practice Squad																
Nov. 3	ATL								Practice Squad																
Nov. 13	CHI								Practice Squad																
Nov. 20	@KC								Practice Squad																
Nov. 27	SEA	0	0	0	0	0.0	0.0	0	0	0	0	0	0	0	0	0	0	0	0						
Dec. 4	@SD	0	0	0	0	0.0	0.0	0	0	0	0	0	0	0	0	0	0	0	0						
Dec. 11	NO	4	4	0	0	0.0	0.0	0	1	0	0	0	1	0	0	0	0	0	0						
Dec. 18	@DAL	4	2	2	1	0.0	0.0	0	0	0	0	0	0	0	0	0	0	0	0						
Dec. 24	@NO	1	1	0	0	0.0	0.0	0	0	0	0	0	0	0	0	0	0	0	0						
Jan. 1	CAR	1	1	0	0	0.0	0.0	0	0	0	0	0	1	0	0	0	0	0	0						
TOTALS		10	8	2	1	0.0	0.0	0	0	0	0	0	1	0	0	0	0	0	0						

21

### JUSTIN EVANS

SAFETY


HT: 6-0 WT: 199

DOB: 8/26/1995

NFL: ROOKIE

ACQ: D2-'17

COLLEGE: TEXAS A&M



#### ACQUIRED BY BUCCS:

- Selected in the second round (50th overall) of the 2017 NFL Draft by the Buccaneers.

#### COLLEGE:

- Spent two seasons at Texas A&M (2015-16), totaling 165 tackles (six for loss), 14 passes defended and five interceptions, while returning 17 kickoffs for 474 yards (27.9 average).
- As a senior (2016), was a second-team All-SEC selection and a semifinalist for the Thorpe Award (given annually to the best defensive back in the nation) after registering 87 tackles (five for loss), 10 passes defended and a team-leading four interceptions.
- Also served as the Texas A&M's primary kick returner, with 15 kickoff returns for 428 yards (28.5), including a 90-yard return.
- Had two interceptions against UCLA (9/3/16), including one to end a potential game-winning drive for the Bruins.
- In his first season with the Aggies, tallied 78 tackles (one for loss), four passes defended and one interception.

- Prior to his time at Texas A&M, spent two seasons at Mississippi Gulf Coast Community College (Perkinston, Mississippi).
- As a sophomore (2014), earned second-team all-conference honors after posting 39 tackles and six passes defended, along with an interception.
- Made an immediate impact as a freshman (2013), registering 47 tackles, seven passes defended and five interceptions, including two returned for touchdowns.
- Majored in recreation, park and tourism sciences.

#### PERSONAL:

- Attended Stone High School (Wiggins, Mississippi).
- Son of Kenya and Reginald Robinson.
- Born Justin Evans on August 26, 1995.

#### COMMUNITY:

- In June 2017, toured MacDill Air Force Base to greet military servicemen and servicewomen and learn about the important role that the base plays in the Tampa community and beyond.
- In June 2017, went go-karting with first-year members from Tampa Fire Rescue.



13

**MIKE EVANS****WIDE RECEIVER****HT: 6-5 WT: 231****DOB: 8/21/93****NFL: 4TH YEAR****ACQ: D1, 2014****COLLEGE: TEXAS A&M****ACQUIRED BY BUCS:**

- x Selected in the first round (seventh overall) of the 2014 NFL Draft by the Buccaneers.

**AWARDS & ACCOLADES:**

- x 2016 Pro Bowl Selection
- x 2016 AP All-Pro Second-Team Selection
- x NFC Offensive Player of the Week (Week 11, 2014).
- x 2012 PFWA All-Rookie Team Selection.

**CAREER HIGHLIGHTS:**

- x Has started 45-of-46 career games, catching 238 passes for 3,578 yards and 27 touchdowns.
- x Since entering the NFL in 2014, ranks seventh in receiving yards and tied for third in touchdown receptions.
- x Tied for the fourth-most touchdown receptions in franchise history (27) and ranks seventh in receiving yards (3,416).
- x Has recorded 12 100-yard receiving games in his career, tied for the fourth-most in franchise history and the most ever by a Buccaneers player in his first three seasons.
- x Has six games with multiple touchdown receptions, the most such games in team history.
- x Topped 1,000 receiving yards in each of his first three seasons, becoming one of only five players in NFL history to post 1,000 or more receiving yards in each of their first three seasons (also Odell Beckham Jr., A.J. Green, John Jefferson and Randy Moss).
- x Evans is the third player in team history to have at least three consecutive seasons with 1,000 or more receiving yards (also Joey Galloway and Vincent Jackson). Evans is tied with Galloway and Jackson for the most total seasons with 1,000 or more receiving yards.
- x In his first three seasons, has totaled 3,578 receiving yards, the fifth-most in any players' first three

seasons in NFL history. His 27 touchdown receptions are the 10th-most in a players' first three seasons.

- x Owns two of the top 10 receiving seasons in franchise history, ranking third in 2016 (1,256) and eighth in 2015 (1,206).
- x Has caught at least three passes in 30 consecutive games, the longest streak in team history and the fourth-longest active streak in the NFL.
- x Finished his rookie season ranking second amongst rookies and 19th in the NFL with 1,051 receiving yards, which also marked the ninth-most receiving yards by a rookie since the 1970 NFL/AFL merger.
- x With 12 touchdown receptions as a rookie, tied for first among rookies and tied for fourth in the NFL in receiving touchdowns, while setting a new franchise rookie record.
- x Recorded at least four receptions in nine consecutive games in 2014, the longest streak by a rookie and tied with Keenan McCardell for the third-longest streak in team history.
- x Had a record-setting day at Washington (11/16/2014), finishing with seven receptions for 209 yards and two touchdowns, posting the third-best yardage total in franchise history and joining Antonio Bryant as the only other player in team history with at least 200 yards and two touchdowns in a single game, while becoming the first rookie in the NFL with at least 200 yards and two touchdowns since Anquan Boldin (217 yards in 2003).
- x Made NFL debut in start vs. Carolina on 9/7/2014.

**2016 HIGHLIGHTS:**

- x Tied for second in the NFL in touchdown receptions (12), while recording the fourth-most receiving yards (1,321) and the sixth-most receptions (96).
- x Finished the year with 96 catches for 1,321 yards and 12 touchdowns.
- x His 12 touchdown receptions are tied for the most in a single season in team history, his 96 receptions rank second in a single season in team history and

his 1,321 receiving yards are the third-most in a season in team history.

- ✕ Caught five passes for 99 yards and one touchdown at Atlanta (9/11).
- ✕ Caught six passes for 70 yards and one touchdown at Arizona (9/18).
- ✕ Caught a career-high 10 passes for 132 yards and one touchdown against Los Angeles (9/25).
- ✕ First player in team history to catch a touchdown pass in each of the first three games of the season.
- ✕ Against Denver (10/2), caught five passes for 59 yards.
- ✕ Caught a team-high six passes for 89 yards and one touchdown at Carolina (10/10).
- ✕ At San Francisco (10/23), led the team with eight catches for 96 yards and two touchdowns.
- ✕ Caught four passes for 50 yards against Oakland (10/30), along with a two-point conversion to give Tampa Bay a 24-17 lead in the fourth quarter.
- ✕ Against Atlanta on Thursday Night Football (11/3), had a career-high 11 catches for 150 yards and two touchdowns. His 11 receptions are tied for the fifth-most in a single game in team history.
- ✕ Evans now has five games with multiple touchdown receptions, tied for the most such games in franchise history.
- ✕ Caught four passes for 66 yards against Chicago (11/13).
- ✕ At Kansas City (11/2), notched his third 100-yard receiving game of the season, catching six passes for 105 yards (17.5 avg.).
- ✕ Had eight receptions for 104 yards and two touchdowns against Seattle (11/27).
- ✕ Evans now has six games with multiple touchdown receptions, the most such games in franchise history.
- ✕ Caught three passes for 38 yards and caught a two point conversion in a win at San Diego (12/4).
- ✕ His two two-point conversions are tied for the most in a single season in team history.
- ✕ In a win over New Orleans (12/11), caught four passes for 42 yards.
- ✕ Caught four passes for 59 yards at Dallas on Sunday Night Football (12/18).
- ✕ Led the team in receptions (seven) and receiving yards (97) at New Orleans (12/24), along with a touchdown.
- ✕ Caught a touchdown with 3:13 remaining against Carolina (1/1/17), which proved to be the difference in a 17-16 victory. Finished the game with five catches for 65 yards.

## COLLEGE:

- ✕ Started all 26 games in his collegiate career, finishing with 151 receptions for 2,499 yards and 17 touchdowns.
- ✕ Registered eight career 100-yard receiving games.
- ✕ Owns the two highest single-game receiving marks in school history 287 yards vs. Auburn (10/19/13) and 279 yards vs. Alabama (9/14/13).
- ✕ One of only three players in SEC history to average at least 90 receiving yards per game for their career (Jabar Gaffney, Florida; Josh Reed, LSU).
- ✕ Ranks fourth in receiving yards (2,499), fifth in receptions (151) and fifth in touchdown receptions (17) in Texas A&M history, despite playing only two seasons.
- ✕ As a redshirt sophomore (2013), played in all 13 games, setting a school record with 1,394 receiving yards on 69 catches. Also tied a school-record with 12 receiving touchdowns, which led the SEC and were the 10th-most in the nation.
- ✕ Earned first-team All-American honors from The NFL Draft Report and the Associated Press.
- ✕ A unanimous first-team All-SEC selection
- ✕ A finalist for the Biletnikoff Award (nation's top receiver), and a semifinalist for the Maxwell Award and the Walter Camp Player of the Year Award.
- ✕ Had an average of 20.2 yards per catch, the highest in that nation for any college player with at least 45 receptions.
- ✕ Grabbed 17 receptions of at least 30 yards, the most in the country.
- ✕ Notched five 100-yard performances on the year.
- ✕ Caught seven passes for a then-career-high 279 yards against Alabama, including a career-long 95-yard touchdown. His 279 receiving yards were the most ever allowed against the Crimson Tide.
- ✕ Had a career day against Auburn, catching 11 passes for 287 yards and four touchdowns. His four receiving touchdowns are tied for the second-most in a single game in school history.
- ✕ As a redshirt freshman (2012), started all 13 games, catching 82 passes, the second-most in school history and the most ever by a freshman. Gained 1,105 yards, then the third-highest mark in school history, adding five receiving touchdowns.
- ✕ Posted three 100-yard receiving games on the season.
- ✕ Redshirted in 2011.
- ✕ Majored in sports management.

## PERSONAL:

- ✕ Attended Ball High School (Galveston, Texas).
- ✕ Lettered in football as a senior, his lone season.
- ✕ Earned second-team District 24-4A honors after catching 25 passes for 648 yards and seven touchdowns.

- ✕ Added two interceptions on defense.
- ✕ Prep Star All-Region grid choice.
- ✕ A standout basketball player, averaging 18.3 points, 8.4 rebounds and 5.2 assists as a senior.
- ✕ An avid Harry Potter fan.
- ✕ Married to the former Ashli Dotson,
- ✕ Has two daughters, Mackenzie and Ariaiah.
- ✕ Born Michael Lynn Evans on August 21, 1993 in Galveston, Texas.

### COMMUNITY:

- ✕ Sponsors “Evans’ End Zone Club” Front Row Fans section to provide a special gameday experience to local charities who would otherwise not have a chance to attend Buccaneers home games.
- ✕ In December 2015, provided holiday gifts to children of a local family whose parents were tragically killed in a car accident.

- ✕ In December 2014, visited patients battling illness during the holidays at All Children’s Hospital in St. Petersburg.
- ✕ In November 2014, congratulated students at Pinellas Park Middle School for winning the Fuel Up to PLAY 60 “Defend Your Turf Challenge” and led students in fitness drills.
- ✕ In September 2014, participated in a Buccaneers Academy ribbon-cutting ceremony and helped build an outdoor class at Sheehy Elementary in Tampa.
- ✕ In September 2014, along with UnitedHealthcare employees and teammates, helped construct 35 Learning Garden boxes/kits to be delivered to schools around Tampa Bay.
- ✕ In June 2014, visited MacDill Air Force Base to greet service members and learn about U.S. military operations headquartered in Tampa.

## EVANS’ CAREER STATISTICS

YEAR	TEAM	GP	GS	RECEIVING				LG	TD	RUSHING				LG	TD
				NO	YDS	AVG				ATT	YDS	AVG			
2014	Tampa Bay	15	15	68	1,051	15.5	56t	12	0	0	0	-	-	0	
2015	Tampa Bay	15	14	74	1,206	16.3	68	3	0	0	0	-	-	0	
2016	Tampa Bay	16	16	96	1,321	13.8	45t	12	0	0	0	-	-	0	
NFL Totals		46	45	238	3,578	15.0	68	27	0	0	0	-	-	0	

### SINGLE-GAME HIGHS

**Receptions:** 11, vs. Atlanta, 11/3/16  
**Receiving Yards:** 209, at Washington, 11/16/14  
**Receiving TDs:** 2, six times, last vs. Seattle, 11/27/16  
**Long Reception:** 68, vs. N.Y. Giants, 11/8/15  
 12 100-Yard Receiving Games

### ADDITIONAL STATS

**Misc. Tackles:** 10 – 1 in 2016; 5 in 2015; 4 in 2014  
**Fumbles-Lost:** 1-1 – 1-1 in 2015  
**Fumble Recoveries:** 1 – 1 in 2015

# EVANS' GAME-BY-GAME STATISTICS

OWNERSHIP

VETERANS & DRAFT PICKS

2016 IN REVIEW

HISTORY

RECORDS

SIDELINES

## 2016

DATE	OPP	NO	RECEIVING				ATT	RUSHING				TD
			YDS	AVG	LG	TD		YDS	AVG	LG	TD	
Sept. 11	@ATL	5	99	19.8	45t	1	0	0	-	-	0	0
Sept. 18	@ARI	6	70	11.7	19t	1	0	0	-	-	0	0
Sept. 25	LA	10	132	13.2	19	1	0	0	-	-	0	0
Oct. 2	DEN	5	59	11.8	25	0	0	0	-	-	0	0
Oct. 10	@CAR	6	89	14.8	26t	1	0	0	-	-	0	0
Oct. 23	@SF	8	96	12.0	31	2	0	0	-	-	0	0
Oct. 30	OAK	4	50	12.5	18	0	0	0	-	-	0	0
Nov. 3	ATL	11	150	13.6	28	2	0	0	-	-	0	0
Nov. 13	CHI	4	66	16.5	39	0	0	0	-	-	0	0
Nov. 20	@KC	6	105	17.5	31	0	0	0	-	-	0	0
Nov. 27	SEA	8	104	13.0	26	2	0	0	-	-	0	0
Dec. 4	@SD	3	38	12.7	22	0	0	0	-	-	0	0
Dec. 11	NO	4	42	10.5	13	0	0	0	-	-	0	0
Dec. 18	@DAL	4	59	14.8	18	0	0	0	-	-	0	0
Dec. 24	@NO	7	97	13.9	34t	1	0	0	-	-	0	0
Jan. 1	CAR	5	65	13.0	22	1	0	0	-	-	0	0
TOTALS		96	1,321	13.8	45T	12	0	0	-	-	0	0

## 2015

DATE	OPP	NO	RECEIVING				ATT	RUSHING				TD
			YDS	AVG	LG	TD		YDS	AVG	LG	TD	
Sept. 13	TEN					Inactive						
Sept. 20	@NO	0	0	-	-	0	0	0	-	-	0	0
Sept. 27	@HOU	7	101	14.4	20	0	0	0	-	-	0	0
Oct. 4	CAR	3	32	10.7	21	0	0	0	-	-	0	0
Oct. 11	JAC	3	41	13.7	17	0	0	0	-	-	0	0
Oct. 25	@WAS	8	164	20.5	40t	1	0	0	-	-	0	0
Nov. 1	@ATL	3	48	16.0	21	0	0	0	-	-	0	0
Nov. 8	NYG	8	150	18.8	68	0	0	0	-	-	0	0
Nov. 15	DAL	8	126	15.8	26	0	0	0	-	-	0	0
Nov. 22	@PHI	4	63	15.8	25	1	0	0	-	-	0	0
Nov. 29	@IND	5	64	12.8	17	0	0	0	-	-	0	0
Dec. 6	ATL	5	61	12.2	16	1	0	0	-	-	0	0
Dec. 13	NO	3	39	13.0	14	0	0	0	-	-	0	0
Dec. 17	@STL	9	157	17.4	30	0	0	0	-	-	0	0
Dec. 27	CHI	4	61	15.3	16	0	0	0	-	-	0	0
Jan. 3	@CAR	4	99	24.8	30	0	0	0	-	-	0	0
TOTALS		74	1,206	16.3	68	3	0	0	-	-	0	0

## 2014

DATE	OPP	NO	RECEIVING				ATT	RUSHING				TD
			YDS	AVG	LG	TD		YDS	AVG	LG	TD	
Sept. 7	CAR	5	37	7.4	11	0	0	0	-	-	0	0
Sept. 14	STL	4	49	12.3	29	0	0	0	-	-	0	0
Sept. 21	@ATL	4	52	13.0	36	0	0	0	-	-	0	0
Sept. 28	@PIT	4	65	16.3	40	1	0	0	-	-	0	0
Oct. 5	@NO					Inactive						
Oct. 19	BAL	4	55	13.8	25	1	0	0	-	-	0	0
Oct. 27	MIN	4	78	19.5	40	0	0	0	-	-	0	0
Nov. 2	@CLE	7	124	17.7	31	2	0	0	-	-	0	0
Nov. 9	ATL	7	125	17.9	34	1	0	0	-	-	0	0
Nov. 16	@WAS	7	209	29.9	56t	2	0	0	-	-	0	0
Nov. 23	@CHI	3	47	15.7	19	1	0	0	-	-	0	0
Nov. 27	CIN	4	49	12.3	23	0	0	0	-	-	0	0
Dec. 7	@DET	4	45	11.3	26	2	0	0	-	-	0	0
Dec. 14	@CAR	2	13	6.5	8	1	0	0	-	-	0	0
Dec. 21	GB	4	49	12.3	22	0	0	0	-	-	0	0
Dec. 28	NO	5	54	10.8	18	1	0	0	-	-	0	0
TOTALS		68	1,051	15.5	56T	12	0	0	-	-	0	0

14

**RYAN FITZPATRICK****QUARTERBACK****HT: 6-2 WT: 223****DOB: 11/24/82****NFL: 13TH YEAR****ACQ: UFA (NYJ), 2017****COLLEGE: HARVARD****ACQUIRED BY BUCS:**

- × Signed by Tampa Bay on May 19, 2017 as an unrestricted free agent from N.Y. Jets.

**ORIGINALLY ENTERED NFL:**

- × Originally entered the NFL as a seventh-round pick (250th overall) of the St. Louis Rams in the 2005 NFL Draft.

**CAREER HIGHLIGHTS:**

- × Has played for St. Louis (2005-06), Cincinnati (2007-08), Buffalo (2009-12), Tennessee (2013), Houston (2014) and N.Y. Jets (2015-16).
- × Has started 116-of-127 career regular season games, completing 2,315-of-3,876 passes (59.7 pct.), for 25,888 yards with 166 touchdowns and 133 interceptions for a 79.7 passer rating. Has also rushed 438 times for 1,999 yards and 13 touchdowns.
- × In 2015, recorded the second-most passing yards in Jets history (3,905) while throwing for a Jets franchise record 31 touchdowns – both career highs. That team totaled 5,896 yards of offense, the highest mark in Jets franchise history.
- × Named the Jets' 2015 Ed Block Courage Award recipient.
- × The only quarterback in NFL history to throw four touchdown passes in a game with four different franchises (Buffalo, Houston, N.Y. Jets & Tennessee).
- × His 166 touchdown passes are the most ever by a former Ivy League quarterback, surpassing Sid Luckman (137).
- × Threw a career-high six touchdowns against Tennessee (11/30/14), while also posting a career-best 147.5 passer rating.
- × Threw for 402 yards against Arizona (12/15/13), a career best.
- × Completed 22-of-28 passes against Indianapolis (11/14/13), setting a career-high in completion percentage.
- × Rushed for a career-high 74 yards against N.Y. Jets (10/3/10).
- × Started first career game at Washington (12/4/05), recording his first career rushing touchdown.

- × Made NFL debut as a member of the St. Louis Rams at Houston (11/27/05), throwing for 310 yards and three touchdowns, becoming only the fifth quarterback in NFL history to throw for at least 300 yards in their debut.

**2016 HIGHLIGHTS:**

- × Spent the season with the New York Jets.
- × Started 11-of-14 regular season games he played, completing 228-of-403 passes (56.6 pct.) for 2,710 yards and 12 touchdowns, with 17 interceptions, for a 69.6 passer rating.
- × In Week 2 at Buffalo (9/15), completed 24-of-34 passes (70.6 pct.) for 374 yards and one touchdown, for a 116.5 passer rating, earning AFC Offensive Player of the Week honors.
- × Came on in relief in Week 7 against Baltimore (10/23), completing 9-of-14 passes for 120 yards and one touchdown, with a 115.2 passer rating, helping lead the Jets to a comeback win.
- × Completed 22-of-32 passes (68.8 pct.) for 269 yards against New England (11/27), along with two touchdown passes and a 115.2 passer rating.
- × Started in the season finale against Buffalo (1/1/17), throwing for 210 yards and two touchdowns for a 109.0 passer rating in a Jets victory.

**COLLEGE/PERSONAL:**

- × Attended Harvard and finished collegiate career second in school history with 384 completions, 39 touchdown passes, 5,234 passing yards and a 59.9 completions percentage, while rushing 365 times for 1,487 yards and 16 touchdowns.
- × Earned the Asa S. Bushnell Award, Ivy League Player of the Year in 2004 after throwing for 1,986 yards with 13 touchdowns, leading Harvard to a 10-0 record and an Ivy League championship.
- × Graduated with a degree in economics.
- × Attended Highland High School (Gilbert, Arizona).
- × Married to Liza, the couple has five children: sons Brady and Tate and daughters Lucky, Maizy and Zoey.
- × Born Ryan Joseph Fitzpatrick on November 24, 1982 in Gilbert, Arizona.

## FITZPATRICK'S CAREER STATISTICS

YEAR	TEAM	GP	GS	PASSING			YDS	YDS/ATT	TD	INT	LG	SK	YDS	
				ATT	CMP	PCT							LST	RATING
2005	St. Louis	4	3	135	76	56.3%	777	5.8	4	8	56t	9	49	58.2
2006	St. Louis	1	0	0	0	-	0	-	0	0	-	0	0	-
2007	Cincinnati	1	0	0	0	-	0	-	0	0	-	0	0	-
2008	Cincinnati	13	12	372	221	59.4%	1,905	5.1	8	9	79	38	193	70.0
2009	Buffalo	10	8	227	127	55.9%	1,422	6.3	9	10	98t	21	127	69.7
2010	Buffalo	13	13	441	255	57.8%	3,000	6.8	23	15	65t	24	145	81.8
2011	Buffalo	16	16	569	353	62.0%	3,832	6.7	24	23	60t	22	148	79.1
2012	Buffalo	16	16	505	306	60.6%	3,400	6.7	24	16	68t	30	161	83.3
2013	Tennessee	11	9	350	217	62.0%	2,454	7.0	14	12	77t	21	109	82.0
2014	Houston	12	12	312	197	63.1%	2,483	8.0	17	8	76t	21	83	95.3
2015	N.Y. Jets	16	16	562	335	59.6%	3,905	6.9	31	15	69t	19	94	88.0
2016	N.Y. Jets	14	11	403	228	56.6%	2,710	6.7	12	17	57	19	81	69.6
NFL Totals		127	116	3,876	2,315	59.7%	25,888	6.7	166	133	68	224	1,190	79.7

### RUSHING

YEAR	TEAM	ATT	YDS	AVG	LG	TD
2005	St. Louis	14	64	4.6	14t	2
2006	St. Louis	3	0	0.0	2	0
2007	Cincinnati	0	0	-	-	0
2008	Cincinnati	60	304	5.1	22	2
2009	Buffalo	31	141	4.5	31t	1
2010	Buffalo	40	269	6.7	22	0
2011	Buffalo	56	215	3.8	18	0
2012	Buffalo	48	197	4.1	20	1
2013	Tennessee	43	225	5.2	26	3
2014	Houston	50	184	3.7	16	2
2015	N.Y. Jets	60	270	4.5	19	2
2016	N.Y. Jets	33	130	3.9	14	0
Totals		107	378	3.5	21	7

### ADDITIONAL STATS

**Fumbles-Lost:** 68-27 – 9-1 in 2016, 5-2 in 2015, 5-1 in 2014, 9-2 in 2013, 8-6 in 2012, 7-2 in 2011, 8-5 in 2010, 3-2 in 2009, 11-5 in 2008, 3-1 in 2005

**Misc. Tackles:** 7 – 1 in 2015, 2 in 2012, 1 in 2011, 2 in 2010, 1 in 2008

### SINGLE-GAME HIGHS

**Pass Attempts:** 58, twice, last vs. Philadelphia, 9/27/15 (w/N.Y. Jets)

**Pass Completions:** 36, twice, last at N.Y. Giants, 12/6/15 (w/N.Y. Jets)

**Completion Percentage:** 78.6 (22-of-28), vs. Indianapolis, 11/14/13 (w/Tennessee)

**Passing Yards:** 402, vs. Arizona, 12/15/13 (w/Tennessee)

**Touchdowns:** 6, vs. Tennessee, 11/30/14 (w/Houston)

**Quarterback Rating:** 147.5, vs. Tennessee, 11/30/14 (w/Houston)

**Long Pass:** 98t, at Jacksonville, 11/22/09 (w/Buffalo)

## FITZPATRICK'S GAME-BY-GAME STATISTICS

### 2016 (w/N.Y. JETS)

DATE	OPP	ATT	CMP	PCT	YDS	YDS/ATT	TD	INT	LG	SK-YDS	RATING
Sept. 11	CIN	35	19	54.3	189	5.4	2	1	24	1-1	77.0
Sept. 15	@BUF	34	24	70.6	374	11.0	1	0	37	1-4	116.5
Sept. 25	@KC	44	20	45.5	188	4.3	0	6	31	0-0	18.2
Oct. 2	SEA	41	23	56.1	261	6.4	1	3	41	4-14	53.0
Oct. 9	@PIT	38	25	65.8	255	6.7	1	0	19	3-11	93.6
Oct. 17	@ARI	31	16	51.6	174	5.6	0	1	36	0-0	55.0
Oct. 23	BAL	14	9	64.3	120	8.6	1	0	31	3-15	115.2
Oct. 30	@CLE	34	16	47.1	228	6.7	1	0	57	2-6	79.0
Nov. 6	@MIA	27	16	59.3	194	7.2	1	2	27	3-22	62.9
Nov. 13	LA										
Nov. 27	NE	32	22	68.8	269	8.4	2	0	40	1-0	115.2
Dec. 5	IND	12	5	41.7	81	6.8	0	1	40	0-0	30.2
Dec. 11	@SF										
Dec. 17	MIA	10	5	50.0	31	3.1	0	1	13	0-0	17.1
Dec. 24	@NE	21	8	38.1	136	6.5	0	2	30	0-0	21.2
Jan. 1	BUF	30	20	66.7	210	7.0	2	0	51	1-8	109.0
TOTALS		403	228	56.6	2,710	6.7	12	17	57	19-81	69.6

## 2015 (W/N.Y. JETS)

DATE	OPP	ATT	CMP	PCT	PASSING		TD	INT	LG	SK-YDS	RATING
					YDS	YDS/ATT					
Sept. 13	CLE	24	15	62.5	179	7.5	2	1	43	0-0	95.7
Sept. 21	@IND	34	22	64.7	244	7.2	2	1	42	1-1	93.3
Sept. 27	PHI	58	35	60.3	283	4.9	2	3	26	1-7	62.6
Oct. 4	@MIA	29	16	55.2	218	7.5	1	1	58	0-0	76.5
Oct. 18	WAS	26	19	73.1	253	9.7	2	1	35t	0-0	113.1
Oct. 25	@NE	39	22	56.4	295	7.6	2	0	29	2-12	97.7
Nov. 1	@OAK	5	4	80.0	46	9.2	0	0	25	0-0	105.0
Nov. 8	JAX	34	21	61.8	272	8.0	2	0	44	2-11	106.5
Nov. 12	BUF	34	15	44.1	193	5.7	2	2	36	1-3	57.6
Nov. 22	@HOU	39	19	48.7	216	5.5	1	2	25	3-19	52.9
Nov. 29	MIA	37	22	59.5	277	7.5	4	0	47	1-3	118.9
Dec. 6	@NYG	50	36	72.0	390	7.8	2	0	28	3-17	107.9
Dec. 13	TEN	36	21	58.3	263	7.3	3	0	69t	1-7	108.9
Dec. 19	@DAL	39	26	66.7	299	7.7	1	1	43	2-0	87.4
Dec. 27	NE	41	26	63.4	296	7.2	3	0	48	1-11	109.4
Jan. 3	@BUF	37	16	43.2	181	4.9	2	3	41	1-3	42.7
TOTALS		562	335	59.6	3,905	6.9	31	15	69t	19-94	88.0

## 2014 (W/HOUSTON)

DATE	OPP	ATT	CMP	PCT	PASSING		TD	INT	LG	SK-YDS	RATING
					YDS	YDS/ATT					
Sept. 7	WAS	22	14	63.6	206	9.4	1	0	76t	0-0	109.3
Sept. 14	@OAK	19	14	73.7	139	7.3	2	0	26	0-0	129.1
Sept. 21	NYG	34	20	58.8	289	8.5	1	3	49	2-7	59.6
Sept. 28	BUF	37	25	67.6	268	7.2	1	2	35t	3-4	75.1
Oct. 5	@DAL	25	16	64.0	154	6.2	0	1	20	0-0	64.4
Oct. 9	IND	23	15	65.2	212	9.2	1	0	40	5-16	109.3
Oct. 20	@PIT	32	21	65.6	262	8.2	2	1	32	1-1	98.7
Oct. 26	@TEN	35	19	54.3	227	6.5	1	0	23	5-34	83.9
Nov. 2	PHI	27	13	48.1	203	7.5	2	1	56t	4-21	82.8
Nov. 16	@CLE				Did Not Play						
Nov. 23	CIN				Did Not Play						
Nov. 30	TEN	33	24	72.7	358	10.8	6	0	58t	0-0	147.5
Dec. 7	@JAX	19	13	68.4	135	7.1	0	0	28	1-0	88.7
Dec. 14	@IND	6	3	50.0	30	5.0	0	0	16	0-0	64.6
Dec. 21	BAL				Injured Reserve						
Dec. 28	JAX				Injured Reserve						
TOTALS		312	197	63.1	2,483	8.0	17	8	76t	21-83	95.3

## 2013 (W/TENNESSEE)

DATE	OPP	ATT	CMP	PCT	PASSING		TD	INT	LG	SK-YDS	RATING
					YDS	YDS/ATT					
Sept. 8	@PIT				Did Not Play						
Sept. 15	@HOU				Did Not Play						
Sept. 22	SD				Did Not Play						
Sept. 29	NYJ	8	3	37.5	108	13.5	1	0	77t	0-0	125.0
Oct. 6	KC	41	21	51.2	247	6.0	1	2	49t	3-13	57.7
Oct. 13	@SEA	29	17	58.6	171	5.9	0	2	32	3-14	46.8
Oct. 20	SF				Did Not Play						
Nov. 3	@STL				Did Not Play						
Nov. 10	JAX	33	22	66.7	264	8.0	2	0	40	1-9	111.2
Nov. 14	IND	28	22	78.6	222	7.9	1	0	42	2-4	111.6
Nov. 24	@OAK	42	30	71.4	320	7.6	2	0	54t	2-8	109.2
Dec. 1	@IND	37	21	56.8	201	5.4	1	3	35	1-16	47.2
Dec. 8	@DEN	24	13	54.2	172	7.2	1	1	57	2-14	73.6
Dec. 15	ARI	58	36	62.1	402	6.9	4	2	33	3-8	91.3
Dec. 22	@JAX	26	17	65.4	181	7.0	1	1	30t	3-17	82.4
Dec. 29	HOU	24	15	62.5	166	6.9	0	1	34	1-6	65.6
TOTALS		350	217	62.0	2,454	7.0	14	12	77t	21-109	82.0



## 2012 (W/BUFFALO)

DATE	OPP	ATT	CMP	PCT	PASSING		TD	INT	LG	SK-YDS	RATING
					YDS	YDS/ATT					
Sept. 9	@NYJ	32	18	56.3	195	6.1	3	3	30	0-0	66.5
Sept. 16	KC	19	10	52.6	178	9.4	2	0	49t	0-0	120.1
Sept. 23	@CLE	35	22	62.9	208	5.9	3	0	32t	1-2	107.8
Sept. 30	NE	39	22	56.4	350	9.0	4	4	68t	3-10	81.1
Oct. 7	@SF	26	16	61.5	126	4.8	0	1	20	1-11	57.5
Oct. 14	@ARI	32	18	56.3	153	4.8	0	0	23	2-12	68.9
Oct. 21	TEN	35	27	77.1	225	6.4	3	1	27t	1-9	109.8
Nov. 4	@HOU	38	25	65.8	239	6.3	0	0	28	4-9	83.1
Nov. 11	@NE	40	27	67.5	337	8.4	2	1	25	3-18	99.7
Nov. 15	MIA	27	17	63.0	168	6.2	0	0	24	3-7	80.5
Nov. 25	@IND	33	17	51.5	180	5.5	1	1	63	2-11	65.2
Dec. 2	JAC	17	9	52.9	112	6.6	2	1	51	0-0	88.4
Dec. 9	STL	33	25	75.8	247	7.5	1	1	34	5-27	93.9
Dec. 16	SEA	38	21	55.3	217	5.7	1	2	25	3-32	58.8
Dec. 23	@MIA	35	20	57.1	240	6.9	1	1	41	2-13	75.9
Dec. 30	NYJ	26	12	46.2	225	8.7	1	0	66t	0-0	89.4
TOTALS		505	306	60.6	3,400	6.7	24	16	68t	30-161	83.3

## 2011 (W/BUFFALO)

DATE	OPP	ATT	CMP	PCT	PASSING		TD	INT	LG	SK-YDS	RATING
					YDS	YDS/ATT					
Sept. 11	@KC	25	17	68.0	208	8.3	4	0	35	1-7	133.0
Sept. 18	OAK	46	28	60.9	264	5.7	3	1	19	0-0	89.4
Sept. 25	NE	40	27	67.5	369	9.2	2	2	48	0-0	92.6
Oct. 2	@CIN	34	20	58.8	199	5.9	0	0	44	1-9	75.5
Oct. 9	PHI	27	21	77.8	193	7.1	1	1	49	1-5	93.4
Oct. 16	@NYG	30	21	70.0	244	8.1	2	2	60t	3-25	88.8
Oct. 30	WAS	27	21	77.8	262	9.7	2	1	46	2-10	116.4
Nov. 6	NYJ	31	15	48.4	191	6.2	1	2	52	0-0	51.9
Nov. 13	@DAL	31	20	64.5	146	4.7	1	3	21	1-10	46.6
Nov. 20	@MIA	39	20	51.3	209	5.4	0	2	31	2-11	45.8
Nov. 27	@NYJ	39	26	66.7	264	6.8	3	0	36t	3-14	111.5
Dec. 4	TEN	46	29	63.0	288	6.3	1	0	29	1-6	88.0
Dec. 11	@SD	34	13	38.2	176	5.2	0	2	53	1-10	31.0
Dec. 18	MIA	47	31	66.0	316	6.7	2	3	28	3-25	72.7
Dec. 24	DEN	27	15	55.6	196	7.3	0	0	55	1-5	78.6
Jan. 1	@NE	46	29	63.0	307	6.7	2	4	29	2-11	60.7
TOTALS		569	353	62.0	3,832	6.7	24	23	60t	22-148	79.1

## 2010 (W/BUFFALO)

DATE	OPP	ATT	CMP	PCT	PASSING		TD	INT	LG	SK-YDS	RATING
					YDS	YDS/ATT					
Sept. 12	MIA				Did Not Play						
Sept. 19	@GB				Did Not Play						
Sept. 26	@NE	28	20	71.4	247	8.8	2	2	37t	1-7	92.4
Oct. 3	NYJ	27	12	44.4	128	4.7	2	0	37	3-19	83.6
Oct. 10	JAC	30	20	66.7	220	7.3	3	0	45t	3-24	121.5
Oct. 24	@BAL	43	29	67.4	382	8.9	4	2	43	1-0	106.9
Oct. 31	@KC	48	24	50.0	223	4.6	1	1	37	3-32	61.4
Nov. 7	CHI	51	31	60.8	299	5.9	1	2	45	1-5	67.4
Nov. 14	DET	24	12	50.0	146	6.1	1	0	43	1-7	83.0
Nov. 21	@CIN	34	21	61.8	316	9.3	4	2	54	1-8	107.0
Nov. 28	PIT	45	23	51.1	265	5.9	1	1	65t	2-10	67.4
Dec. 5	@MIN	25	15	60.0	158	6.3	1	1	28	1-3	75.1
Dec. 12	CLE	23	14	60.9	142	6.2	1	0	35	2-11	93.0
Dec. 19	@MIA	26	16	61.5	223	8.6	2	1	29	2-12	98.7
Dec. 26	NE	37	18	48.6	251	6.8	0	3	41	3-7	37.1
Jan. 2	@NYJ				Inactive						
TOTALS		441	255	57.8	3,000	6.8	23	15	65t	22-148	81.8

## 2009 (W/BUFFALO)

DATE	OPP	ATT	CMP	PCT	PASSING		TD	INT	LG	SK-YDS	RATING
					YDS	YDS/ATT					
Sept. 14	@NE					Did Not Play					
Sept. 20	TB					Did Not Play					
Sept. 27	NO					Did Not Play					
Oct. 4	@MIA					Did Not Play					
Oct. 11	CLE					Did Not Play					
Oct. 18	@NYJ	25	10	40.0	116	4.6	1	1	37t	0-0	51.4
Oct. 25	@CAR	22	11	50.0	123	5.6	1	0	50	2-9	82.2
Nov. 1	HOU	23	15	65.2	117	5.1	0	2	24	2-10	41.4
Nov. 15	@TEN	7	2	28.6	6	0.9	0	1	5	0-0	0.0
Nov. 22	@JAC	31	18	58.1	297	9.6	1	2	98t	2-7	74.3
Nov. 29	MIA	26	17	65.4	246	9.5	1	1	51t	6-39	92.8
Dec. 3	NYJ	23	9	39.1	98	4.3	0	1	38	3-27	34.3
Dec. 13	@KC	20	12	60.0	86	4.3	1	1	17	2-13	65.8
Dec. 20	NE	25	17	68.0	178	7.1	1	1	29	4-22	85.1
Dec. 27	@ATL					Inactive					
Jan. 3	IND	25	16	64.0	155	6.2	3	0	41t	0-0	120.8
<b>TOTALS</b>		<b>227</b>	<b>127</b>	<b>55.9</b>	<b>1,422</b>	<b>6.3</b>	<b>9</b>	<b>10</b>	<b>98t</b>	<b>21-127</b>	<b>69.7</b>

## 2008 (W/CINCINNATI)

DATE	OPP	ATT	CMP	PCT	PASSING		TD	INT	LG	SK-YDS	RATING
					YDS	YDS/ATT					
Sept. 7	@BAL					Did Not Play					
Sept. 14	TEN	0	0	-	0	-	0	0	-	0-0	-
Sept. 21	@NYG					Did Not Play					
Sept. 28	CLE	35	21	60.0	156	4.5	1	3	22	3-14	44.5
Oct. 5	@DAL					Did Not Play					
Oct. 12	@NYJ	33	20	60.6	152	4.6	0	0	16	5-24	71.8
Oct. 19	PIT	35	21	60.0	164	4.7	1	0	19	7-47	81.1
Oct. 26	@HOU	32	20	62.5	155	4.8	0	2	14	2-7	48.3
Nov. 2	JAC	31	21	67.7	162	5.2	2	1	22	2-9	88.4
Nov. 16	PHI	44	29	65.9	261	5.9	1	0	26t	8-35	89.3
Nov. 20	@PIT	37	20	54.1	168	4.5	1	1	31	1-3	63.8
Nov. 30	BAL	31	12	38.7	124	4.0	0	0	46	3-22	51.0
Dec. 7	@IND	26	18	69.2	170	6.5	0	2	26	4-23	55.0
Dec. 14	WAS	29	16	55.2	209	7.2	1	0	79	2-5	89.6
Dec. 21	@CLE	9	5	55.6	55	6.1	1	0	20t	0-0	110.9
Dec. 28	KC	30	18	60.0	129	4.3	0	0	16	1-4	70.0
<b>TOTALS</b>		<b>372</b>	<b>221</b>	<b>59.4</b>	<b>1,905</b>	<b>5.1</b>	<b>8</b>	<b>9</b>	<b>79</b>	<b>38-193</b>	<b>70.0</b>

**NICK FOLK****KICKER****HT: 6-1 WT: 222****DOB: 11/5/84****NFL: 11TH YEAR****ACQ: FA, 2017****COLLEGE: ARIZONA****ACQUIRED BY BUCS:**

- × Signed by Tampa Bay on March 18, 2017 as a free agent.

**ORIGINALLY ENTERED NFL:**

- × Originally entered the NFL as a sixth-round pick (178th overall) of the Dallas Cowboys in the 2007 NFL Draft.

**CAREER HIGHLIGHTS:**

- × Has played for Dallas (2007-09) and N.Y. Jets (2010-16).
- × Has played in 150 regular season games, connecting on 239-of-294 field goals (81.3 pct.), while making 335-of-337 extra points (99.4 pct.).
- × Has appeared in four postseason games, going 3-for-4 on field goals and 10-for-10 on extra points.
- × Named to the 2007 Pro Bowl after connecting on 26-of-31 field goals (83.9 pct.) and all 53 extra point attempts, totaling 131 points, the fourth-most in the NFL that year.
- × Earned AFC Special Teams Player of the Week twice (9/8/13 vs. Tampa Bay and 11/3/13 vs. New Orleans) and NFC Special Teams Player of the Week once (10/8/07 at Buffalo).
- × Ranks eighth in made field goals (239) among active kickers and eight in points among active players (1,052).
- × Connected on his first 312 extra point attempts, the second-longest streak in NFL history (Ryan Lindell, 321).
- × Ranks second in N.Y. Jets history with 172 field goals made.
- × Totaled 17 points against Minnesota (10/11/10), after making five field goals and two extra points.

- × Made a career-high five field goals in two contests: against Minnesota (10/11/10) and at Minnesota (12/7/14).
- × Connected on a career-high six extra points in two games: vs. N.Y. Giants (9/9/07) and against Buffalo (9/9/12).
- × Made NFL debut against N.Y. Giants (9/9/07).

**2016 HIGHLIGHTS:**

- × Spent the season with the New York Jets.
- × Made 27-of-31 field goals (87.1 pct.) and 24-of-26 extra points (92.3 pct.).
- × Had five games of three or more made field goals.
- × Registered a season-high 13 points at Buffalo (9/15), including tying a season-high in four extra points.
- × Connected on a season-long 51-yard field goal against New England (11/27).

**COLLEGE/PERSONAL:**

- × Attended Arizona, where he made 30-of-47 field goals, with a long of 53 yards. He also went 79-of-81 on extra points.
- × Earned first-team All-Pac 10 honors in 2006, following his senior season.
- × Majored in marketing.
- × Attended Notre Dame High School (Sherman Oaks, California), where he was named to the All-California Interscholastic Federation Southern Section second-team kicker and first-team punter.
- × Dual citizen of both the United States and Germany.
- × Married to Julianne.
- × Born Nick Alexander Folk on November 5, 1984.

## FOLK'S CAREER STATISTICS

YEAR	TEAM	SCORING										
		GP	FG	FGA	PCT	LG	BLK	XP	XPA	PCT	BLK	POINTS
2007	Dallas	16	26	31	83.9	53	3	53	53	100.0	0	131
2008	Dallas	16	20	22	90.9	52	0	42	42	100.0	0	102
2009	Dallas	14	18	28	64.3	51	2	36	36	100.0	0	90
2010	N.Y. Jets	16	30	39	76.9	56	0	37	37	100.0	0	127
2011	N.Y. Jets	16	19	25	76.0	51	3	44	44	100.0	0	101
2012	N.Y. Jets	16	21	27	77.8	54	0	30	30	100.0	0	93
2013	N.Y. Jets	16	33	36	91.7	54	1	27	27	100.0	0	126
2014	N.Y. Jets	16	32	39	82.1	55	0	23	23	100.0	0	119
2015	N.Y. Jets	8	13	16	81.3	55	0	19	19	100.0	0	58
2016	N.Y. Jets	16	27	31	87.1	51	1	24	26	92.3	0	105
NFL Totals		150	239	294	81.3	56	10	335	337	99.4	0	1,052

YEAR	TEAM	FIELD GOALS											
		1/19	PCT.	20/29	PCT.	30/39	PCT.	40/49	PCT.	50+	PCT.		
2007	Dallas	0/0	-	10/12	83.3	7/7	100.0	7/7	100.0	2/5	40.0		
2008	Dallas	0/0	-	1/1	100.0	7/8	87.5	10/11	90.9	2/2	100.0		
2009	Dallas	1/1	100.0	5/6	83.3	6/7	85.7	5/12	41.7	1/2	50.0		
2010	N.Y. Jets	1/1	100.0	10/11	90.9	14/16	87.5	3/6	50.0	2/5	40.0		
2011	N.Y. Jets	0/0	-	5/6	83.3	6/6	100.0	5/7	71.4	3/6	50.0		
2012	N.Y. Jets	0/0	-	7/8	87.5	6/8	75.0	5/7	71.4	3/4	75.0		
2013	N.Y. Jets	0/0	-	8/8	100.0	10/11	90.9	12/14	85.7	3/3	100.0		
2014	N.Y. Jets	0/0	-	13/13	100.0	7/7	100.0	9/13	69.2	3/6	50.0		
2015	N.Y. Jets	0/0	-	2/2	100.0	6/6	100.0	3/6	50.0	2/2	100.0		
2016	N.Y. Jets	0/0	-	12/13	92.3	10/11	90.9	3/3	100.0	2/4	50.0		
NFL Totals		2/2	100.0	73/80	91.3	79/87	90.8	62/86	72.1	23/39	59.0		

## SINGLE-GAME HIGHS

**FGs Made:** 5, twice, last at Minnesota, 12/7/14 (w/N.Y. Jets)

**FGs Attempted:** 5, four times, last at Minnesota, 12/7/14 (w/N.Y. Jets)

**Points:** 17, vs. Buffalo, 9/9/12 (w/N.Y. Jets)

**Long Field Goal:** 56, at Denver, 10/17/10 (w/N.Y. Jets)

**PATs Made:** 6, twice, last vs Buffalo, 9/9/12 (w/N.Y. Jets)

## ADDITIONAL STATS

**Special Teams Tackles:** 4 – 1 in 2016, 1 in 2010, 1 in 2008, 1 in 2007

## FOLK'S GAME-BY-GAME STATISTICS

2016 (W/N.Y. JETS)				SCORING								
DATE	OPP	FG	FGA	PCT	LG	BLK	XP	XPA	PCT	BLK	POINTS	
Sept. 11	CIN	3	4	75.0%	45	1	1	2	50.0%	0	10	
Sept. 15	@BUF	3	3	100.0%	36	0	4	4	100.0%	0	13	
Sept. 25	@KC	1	1	100.0%	28	0	0	0	-	0	3	
Oct. 2	SEA	1	1	100.0%	34	0	2	2	100.0%	0	5	
Oct. 9	@PIT	2	2	100.0%	48	0	1	1	100.0%	0	7	
Oct. 17	@ARI	1	1	100.0%	39	0	0	0	-	0	12	
Oct. 23	BAL	1	2	50.0%	22	1	3	3	100.0%	0	6	
Oct. 30	@CLE	1	1	100.0%	24	0	4	4	-	0	7	
Nov. 6	@MIA	3	3	100.0%	28	0	2	2	100.0%	0	11	
Nov. 13	LA	0	0	-	-	0	0	1	0.0%	0	0	
Nov. 27	NE	1	2	50.0%	51	1	2	2	100.0%	0	5	
Dec. 5	IND	1	1	100.0%	38	0	1	1	100.0%	0	4	
Dec. 11	@SF	3	3	100.0%	50	0	0	0	-	0	9	
Dec. 17	MIA	2	2	100.0%	48	0	1	1	100.0%	0	7	
Dec. 24	@NE	1	2	50.0%	29	0	0	0	-	0	3	
Jan. 1	BUF	3	3	100.0	36	0	3	3	100.0%	0	12	
TOTALS		27	31	87.1	51	3	24	26	92.3%	0	105	

## 2015 (W/N.Y. JETS)

DATE	OPP	FG	FGA	PCT	SCORING		XP	XPA	PCT	BLK	POINTS
					LG	BLK					
Sept. 13	CLE	1	1	100.0%	34	0	4	4	100.0%	0	7
Sept. 21	@IND	2	3	66.7%	46	0	2	2	100.0%	0	8
Sept. 27	PHI	1	1	100.0%	53	0	2	2	100.0%	0	5
Oct. 4	@MIA	2	3	66.7%	48	0	3	3	100.0%	0	9
Oct. 18	WAS	2	3	66.7%	39	0	4	4	100.0%	0	10
Oct. 25	@NE	3	3	100.0%	55	0	2	2	100.0%	0	12
Nov. 1	@OAK	2	2	100.0%	40	0	2	2	100.0%	0	8
Nov. 8	JAX	0	0	-	-	0	0	0	-	0	0
Nov. 12	BUF				Injured Reserve						
Nov. 22	@HOU				Injured Reserve						
Nov. 29	MIA				Injured Reserve						
Dec. 6	@NYG				Injured Reserve						
Dec. 13	TEN				Injured Reserve						
Dec. 19	@DAL				Injured Reserve						
Dec. 27	NE				Injured Reserve						
Jan. 3	@BUF				Injured Reserve						
<b>TOTALS</b>		<b>13</b>	<b>16</b>	<b>81.3%</b>	<b>55</b>	<b>0</b>	<b>19</b>	<b>19</b>	<b>100.0%</b>	<b>0</b>	<b>58</b>

## 2014 (W/N.Y. JETS)

DATE	OPP	FG	FGA	PCT	SCORING		XP	XPA	PCT	BLK	POINTS
					LG	BLK					
Sept. 7	OAK	2	2	100.0%	45	0	1	1	100.0%	0	7
Sept. 14	@GB	1	1	100.0%	52	0	3	3	100.0%	0	6
Sept. 22	CHI	4	4	100.0%	43	0	1	1	100.0%	0	13
Sept. 28	DET	1	1	100.0%	27	0	2	2	100.0%	0	5
Oct. 5	@SD	0	0	-	-	0	0	0	-	0	0
Oct. 12	DEN	1	1	100.0%	30	0	2	2	100.0%	0	12
Oct. 16	@NE	4	5	80.0%	47	1	1	1	100.0%	0	13
Oct. 26	BUF	1	1	100.0%	55	0	2	2	100.0%	0	5
Nov. 2	@KC	1	1	100.0%	39	0	1	1	100.0%	0	4
Nov. 9	PIT	2	3	66.7%	30	0	2	2	100.0%	0	8
Nov. 24	@BUF	1	1	100.0%	27	0	0	0	#DIV/0!	0	3
Dec. 1	MIA	2	4	50.0%	45	0	1	1	100.0%	0	7
Dec. 7	@MIN	5	5	100.0%	44	0	1	1	100.0%	0	16
Dec. 14	@TEN	1	2	50.0%	51	0	1	1	100.0%	0	4
Dec. 21	NE	3	4	75.0%	37	1	1	1	100.0%	0	10
Dec. 28	@MIA	3	4	75.0%	39	0	4	4	100.0%	0	13
<b>TOTALS</b>		<b>32</b>	<b>39</b>	<b>82.1%</b>	<b>55</b>	<b>2</b>	<b>23</b>	<b>23</b>	<b>100.0%</b>	<b>0</b>	<b>119</b>

## 2013 (W/N.Y. JETS)

DATE	OPP	FG	FGA	PCT	SCORING		XP	XPA	PCT	BLK	POINTS
					LG	BLK					
Sept. 8	TB	3	3	100.0%	48	0	1	1	100.0%	0	10
Sept. 12	@NE	1	1	100.0%	37	0	1	1	100.0%	0	4
Sept. 22	BUF	2	2	100.0%	47	0	3	3	100.0%	0	9
Sept. 29	@TEN	2	2	100.0%	47	0	1	1	100.0%	0	7
Oct. 7	@ATL	3	3	100.0%	43	0	3	3	100.0%	0	12
Oct. 13	PIT	2	2	100.0%	39	0	0	0	-	0	12
Oct. 20	NE	3	3	100.0%	42	0	3	3	100.0%	0	12
Oct. 27	@CIN	3	3	100.0%	50	0	0	0	-	0	9
Nov. 3	NO	4	4	100.0%	47	0	2	2	100.0%	0	14
Nov. 17	@BUF	0	1	0.0%	-	0	2	2	100.0%	0	2
Nov. 24	@BAL	1	1	100.0%	27	0	0	0	-	0	3
Dec. 1	MIA	1	1	100.0%	20	0	0	0	-	0	3
Dec. 8	OAK	3	3	100.0%	51	0	4	4	100.0%	0	13
Dec. 15	@CAR	2	2	100.0%	54	0	2	2	100.0%	0	8
Dec. 22	CLE	1	2	50.0%	21	0	3	3	100.0%	0	6
Dec. 29	@MIA	2	3	66.7%	35	0	2	2	100.0%	0	8
<b>TOTALS</b>		<b>33</b>	<b>36</b>	<b>91.7%</b>	<b>55</b>	<b>0</b>	<b>27</b>	<b>27</b>	<b>100.0%</b>	<b>0</b>	<b>126</b>

## 2012 (W/N.Y. JETS)

DATE	OPP	FG	FGA	PCT	SCORING		XP	XPA	PCT	BLK	POINTS
					LG	BLK					
Sept. 9	BUF	2	2	100.0%	39	0	6	6	100.0%	0	12
Sept. 16	@PIT	1	1	100.0%	38	0	1	1	100.0%	0	4
Sept. 23	@MIA	3	3	100.0%	33	0	2	2	100.0%	0	11
Sept. 30	SF	0	0	-	-	0	0	0	-	0	0
Oct. 8	HOU	1	1	100.0%	21	0	2	2	100.0%	0	5
Oct. 14	IND	0	0	-	-	0	5	5	100.0%	0	12
Oct. 21	@NE	4	4	100.0%	54	0	2	2	100.0%	0	14
Oct. 28	MIA	1	2	50.0%	38	1	0	0	-	0	3
Nov. 11	@SEA	0	0	-	-	0	1	1	100.0%	0	1
Nov. 18	@STL	2	4	50.0%	51	1	3	3	100.0%	0	9
Nov. 22	NE	1	1	100.0%	32	0	2	2	100.0%	0	5
Dec. 2	ARI	0	2	0.0%	-	0	1	1	100.0%	0	1
Dec. 9	@JAC	1	1	100.0%	44	0	2	2	100.0%	0	5
Dec. 17	@TEN	1	1	100.0%	22	0	1	1	100.0%	0	4
Dec. 23	SD	1	1	100.0%	40	0	2	2	100.0%	0	5
Dec. 30	@BUF	3	4	75.0%	47	1	0	0	-	0	9
TOTALS		21	27	77.8%	55	3	30	30	100.0%	0	93

## 2011 (W/N.Y. JETS)

DATE	OPP	FG	FGA	PCT	SCORING		XP	XPA	PCT	BLK	POINTS
					LG	BLK					
Sept. 11	DAL	2	2	100.0%	50	0	3	3	100.0%	0	9
Sept. 18	JAC	3	3	100.0%	45	0	3	3	100.0%	0	12
Sept. 25	@OAK	1	1	100.0%	21	0	3	3	100.0%	0	6
Oct. 2	@BAL	1	1	100.0%	40	0	2	2	100.0%	0	5
Oct. 9	@NE	0	0	-	-	0	3	3	100.0%	0	3
Oct. 17	MIA	1	1	100.0%	28	0	3	3	100.0%	0	12
Oct. 23	SD	2	2	100.0%	35	0	3	3	100.0%	0	9
Nov. 6	@BUF	2	3	66.7%	50	0	3	3	100.0%	0	9
Nov. 13	NE	0	1	0.0%	-	0	2	2	100.0%	0	2
Nov. 17	@DEN	2	4	50.0%	45	0	1	1	100.0%	0	7
Nov. 27	BUF	0	0	-	-	0	4	4	100.0%	0	4
Dec. 4	@WAS	2	3	66.7%	51	0	4	4	100.0%	0	10
Dec. 11	KC	0	0	-	-	0	5	5	100.0%	0	5
Dec. 18	@PHI	2	2	100.0%	39	0	1	1	100.0%	0	7
Dec. 24	NYG	0	1	0.0%	-	0	2	2	100.0%	0	2
Jan. 1	@MIA	1	1	100.0%	31	0	2	2	100.0%	0	5
TOTALS		19	25	76.0%	55	0	44	44	100.0%	0	101

## 2010 (W/N.Y. JETS)

DATE	OPP	FG	FGA	PCT	SCORING		XP	XPA	PCT	BLK	POINTS
					LG	BLK					
Sept. 13	BAL	3	3	100.0%	48	0	0	0	-	0	9
Sept. 19	NE	2	2	100.0%	49	0	2	2	100.0%	0	8
Sept. 26	@MIA	1	2	50.0%	30	1	4	4	100.0%	0	7
Oct. 3	@BUF	1	2	50.0%	19	0	5	5	100.0%	0	8
Oct. 11	MIN	5	5	100.0%	53	0	2	2	100.0%	0	17
Oct. 17	@DEN	1	1	100.0%	56	0	3	3	100.0%	0	12
Oct. 31	GB	0	1	0.0%	-	0	0	0	-	0	0
Nov. 7	@DET	3	3	100.0%	36	0	2	2	100.0%	0	11
Nov. 14	@CLE	2	5	40.0%	27	0	2	2	100.0%	0	8
Nov. 21	HOU	3	4	75.0%	37	0	3	3	100.0%	0	12
Nov. 25	CIN	1	2	50.0%	27	0	3	3	100.0%	0	6
Dec. 6	@NE	1	2	50.0%	39	0	0	0	-	0	3
Dec. 12	MIA	2	2	100.0%	42	0	0	0	-	0	6
Dec. 19	@PIT	2	2	100.0%	34	0	2	2	100.0%	0	8
Dec. 26	@CHI	2	2	100.0%	34	0	4	4	100.0%	0	10
Jan. 2	BUF	1	1	100.0%	28	0	5	5	100.0%	0	8
TOTALS		30	39	76.9%	55	1	37	37	100.0%	0	127

## 2009 (W/DALLAS)

DATE	OPP	FG	FGA	PCT	SCORING		XP	XPA	PCT	BLK	POINTS
					LG	BLK					
Sept. 13	@TB	2	2	100.0%	51	0	4	4	100.0%	0	10
Sept. 20	NYG	1	1	100.0%	47	0	4	4	100.0%	0	7
Sept. 28	CAR	2	3	66.7%	24	0	1	1	100.0%	0	7
Oct. 4	@DEN	1	1	100.0%	49	0	1	1	100.0%	0	4
Oct. 11	@KC	2	3	66.7%	28	0	2	2	100.0%	0	8
Oct. 25	ATL	3	3	100.0%	46	0	4	4	100.0%	0	12
Nov. 1	SEA	1	2	50.0%	40	0	5	5	100.0%	0	8
Nov. 8	@PHI	2	2	100.0%	33	0	2	2	100.0%	0	8
Nov. 15	@GB	0	1	0.0%	-	0	1	1	100.0%	0	1
Nov. 22	WAS	0	1	0.0%	-	0	1	1	100.0%	0	1
Nov. 26	OAK	1	2	50.0%	36	0	3	3	100.0%	0	6
Dec. 6	@NYG	1	3	33.3%	34	0	3	3	100.0%	0	6
Dec. 13	SD	1	2	50.0%	31	0	2	2	100.0%	0	5
Dec. 19	@NO	1	2	50.0%	44	0	3	3	100.0%	0	6
Dec. 27	@WAS				Not With Team						
Jan. 3	PHI				Not With Team						
TOTALS		18	28	64.3%	55	0	36	36	100.0%	0	90

## 2008 (W/DALLAS)

DATE	OPP	FG	FGA	PCT	SCORING		XP	XPA	PCT	BLK	POINTS
					LG	BLK					
Sept. 7	@CLE	0	0	-	-	0	4	4	100.0%	0	4
Sept. 15	PHI	2	2	100.0%	51	0	5	5	100.0%	0	11
Sept. 21	@GB	2	2	100.0%	39	0	3	3	100.0%	0	9
Sept. 28	WAS	1	1	100.0%	36	0	3	3	100.0%	0	6
Oct. 5	CIN	1	1	100.0%	30	0	4	4	100.0%	0	7
Oct. 12	@ARI	1	2	50.0%	52	0	3	3	100.0%	0	12
Oct. 19	@STL	0	1	0.0%	-	0	2	2	100.0%	0	2
Oct. 26	TB	2	2	100.0%	45	0	1	1	100.0%	0	7
Nov. 2	@NYG	0	0	-	-	0	2	2	100.0%	0	2
Nov. 16	@WAS	0	0	-	-	0	2	2	100.0%	0	2
Nov. 23	SF	4	4	100.0%	48	0	3	3	100.0%	0	15
Nov. 27	SEA	2	2	100.0%	42	0	4	4	100.0%	0	10
Dec. 7	@PIT	2	2	100.0%	44	0	1	1	100.0%	0	7
Dec. 14	NYG	0	0	-	-	0	2	2	100.0%	0	2
Dec. 20	BAL	1	1	100.0%	35	0	3	3	100.0%	0	6
Dec. 28	@PHI	2	2	100.0%	42	0	0	0	-	0	6
TOTALS		20	22	90.9%	55	0	42	42	100.0%	0	102

## 2007 (W/DALLAS)

DATE	OPP	FG	FGA	PCT	SCORING		XP	XPA	PCT	BLK	POINTS
					LG	BLK					
Sept. 9	NYG	1	1	100.0%	31	0	4	4	100.0%	0	7
Sept. 16	@MIA	3	3	100.0%	47	0	5	5	100.0%	0	14
Sept. 23	@CHI	2	3	66.7%	44	1	3	3	100.0%	0	9
Sept. 30	STL	0	0	-	-	0	3	3	100.0%	0	3
Oct. 8	@BUF	4	4	100.0%	53	0	4	4	100.0%	0	16
Oct. 14	NE	2	2	100.0%	38	0	3	3	100.0%	0	12
Oct. 21	MIN	1	2	50.0%	45	0	2	2	100.0%	0	5
Nov. 4	@PHI	1	1	100.0%	22	0	1	1	100.0%	0	4
Nov. 11	@NYG	1	1	100.0%	44	0	2	2	100.0%	0	5
Nov. 18	WAS	0	1	0.0%	-	0	2	2	100.0%	0	2
Nov. 22	NYJ	2	2	100.0%	46	0	3	3	100.0%	0	9
Nov. 29	GB	3	3	100.0%	51	0	4	4	100.0%	0	13
Dec. 9	@DET	0	1	0.0%	-	0	1	1	100.0%	0	1
Dec. 16	PHI	2	2	100.0%	33	0	2	2	100.0%	0	8
Dec. 22	@CAR	2	2	100.0%	42	0	3	3	100.0%	0	9
Dec. 30	@WAS	2	3	66.7%	37	0	0	0	-	0	6
TOTALS		26	31	83.9%	55	1	42	42	100.0%	0	120



92

**WILLIAM GHOLSTON****DEFENSIVE END****HT: 6-6 WT: 281****DOB: 7/31/91****NFL: 5TH YEAR****ACQ: D4B, 2013****COLLEGE: MICHIGAN STATE****ACQUIRED BY BUCS:**

- × Selected in the fourth round (126th overall) of the 2013 NFL Draft by the Buccaneers.

**CAREER HIGHLIGHTS:**

- × Has played in 57 career games, including 36 starts, totaling 188 tackles, 10.0 sacks, eight passes defended, two forced fumbles and one fumble recovery.
- × Registered first career forced fumble in win at Philadelphia (11/22/15).
- × Recorded first career partial sack on Monday Night Football against Miami (11/11/13).
- × Made first career start at St. Louis (12/22/13).
- × Made NFL debut at New England (9/22/13).
- × Registered first career blocked field goal vs. Baltimore (10/12/14).
- × Blocked extra point at New Orleans (9/20/15).
- × Posted first career multi-sack game with two in win vs. Atlanta (12/6).

**2016 HIGHLIGHTS:**

- × Opened all 14 games that he played at defensive end, registering 49 tackles, including nine for loss, three sacks, one forced fumble and one fumble recovery.
- × Among NFL defensive linemen, ranks tied for 24th in tackles and tied for 25th in tackles for loss.
- × Started at defensive end in Buccaneers' 31-24 season-opening win at Atlanta (9/11).
- × Recorded three tackles at Arizona (9/18).
- × Posted six tackles vs. Los Angeles (9/25).
- × Notched three tackles, including one for loss, and a quarterback hit vs. Denver (10/2).
- × Registered five tackles and a fumble recovery in win at Carolina (10/10).
- × Collected seven tackles and a sack in win at San Francisco (10/23).
- × Recorded four tackles, including two for loss, vs. Oakland (10/30).
- × Notched four tackles, including two for loss, one sack and three quarterback hits vs. Atlanta (11/3).

- × Forced fumble, which was recovered by the Buccaneers, and added four tackles in 36-10 win vs. Chicago (11/13).
- × Posted two tackles, including one for loss, in win at Kansas City (11/20).
- × Helped limit Seattle (11/27) to 245 net yards of offense in 14-5 Buccaneers win.
- × Tallied six tackles, including one for loss, in win at San Diego (12/4).
- × Logged one tackle in 16-11 win vs. New Orleans (12/11).
- × Notched four tackles and a sack at Dallas (12/18).
- × Inactive for final two games with an elbow injury.

**COLLEGE:**

- × Started 24-of-36 games he played at Michigan State (2010-12), totaling 142 tackles, 13 passes defended, 10.0 sacks, two forced fumbles, one fumble recovery and 30.0 tackles for loss.
- × Entered the NFL Draft after his junior season
- × Finished his Michigan State career ranked 10th in school history in tackles for loss (30.0).
- × Recorded 10 passes defended in 2012, the most by a defensive lineman in Spartans history and the most amongst FBS defensive linemen.
- × Two-time winner of the Danziger Award for defense (most outstanding Detroit-area player).
- × Led the Spartans in sacks (4.5) and tackles for loss (13.0) as a junior.
- × Earned second-team All-Big Ten honors from the media, while earning honorable mention from the league's coaches in 2012. Earned second-team All-Big Ten Honors from Phil Steele.
- × Named a quarterfinalist for the Lombardi Award (college lineman of the year) in 2012.
- × Chosen as Defensive Player of the Game in the 2012 Buffalo Wild Wings Bowl.
- × Tallied 16.0 tackles for loss as a sophomore, tied for the seventh-most in Michigan State single-season history.
- × Recorded 5.0 tackles for loss in the 2012 Outback Bowl, the third-most in Michigan State history and

the most ever in a bowl game, earning a spot on the ESPN.com and Yahoo! Sports All-Bowl teams.

- x Named All-Big Ten second team by coaches and media, while also being selected for the second-team All-Big Ten by Yahoo! Sports as a sophomore.
- x Selected to the CollegeFootballNews.com's second-team All-Sophomore team in 2011.
- x Led the team in tackles for loss (16.0), the seventh-most in Michigan State history.
- x Majored in human development and family studies.

## PERSONAL:

- x Attended Southeastern High School (Detroit, Michigan).
- x Chosen as an All-American by EA Sports, MaxPreps, SuperPrep and PrepStar (Dream Team).
- x Ranked as a Top 60 recruit by Tom Lemming (No. 12), Rivals.com (No. 21), Lindy's (No. 21), Athlon Sports (No. 24), Scout.com (No. 29), ESPNU (No. 42) and Sporting News (No. 60).
- x Ranked as one of the top defensive ends in the country by Tom Lemming (No. 3), Rivals.com (No. 3, strongside), Scouts, Inc. (No. 3), Scout.com (No. 4), Lindy's (No. 5) and Athlon Sports (No. 5).
- x Rated as the top player in the state of Michigan by the Detroit News, Detroit Free Press, Rivals.com, Scout.com and Lansing State Journal.
- x Recorded 115 tackles as a senior, including 44.0 for loss, 27.0 sacks, 10 forced fumbles, two blocked punts and an interception returned for a touchdown.
- x Led the Public School League in tackles (101) and sacks (15.0) as a junior, while also tallying 37.0 tackles for loss.
- x Transferred from Mumford High School (Detroit, Michigan) following his sophomore season.
- x During his two seasons at Mumford, Gholston played both ways, recording 183 tackles, 28.0 sacks and two interceptions to go along with 55 catches for 970 yards and 14 touchdowns.
- x Cousin Vernon Gholston was a first-round selection of the New York Jets in the 2008 NFL Draft.
- x Born William Gholston on July 31, 1991, in Detroit, Michigan.

## COMMUNITY:

- x In November 2015, helped deliver canned goods and toys to Metropolitan Ministries for the annual Raymond James "Sack Hunger Stack Toys" program.
- x Along with the defensive line, purchased toys and hosted a surprise shopping spree for underprivileged families in the "D-Line Does Christmas" event in December 2013, 2014, 2015 and 2016.
- x Helped hand out candy to trick-or-treaters from Buccaneers Academy schools attending Lowry Park Zoo's ZooBoo KIDS Halloween event in October 2015.
- x Paired up with United Way volunteers and students to install a "Learning Garden" at Davis Elementary in September 2015.
- x Had his head shaved by children battling cancer for the Buccaneers Cut for a Cure in 2014, 2015 and 2016 to raise funds and awareness for the National Pediatric Cancer Foundation.
- x In October 2014, visited Metropolitan Ministries to play games with children for the Ministries' annual Fall Festival.
- x In September 2014, participated in a Buccaneers Academy ribbon-cutting ceremony and helped build an outdoor class at Sheehy Elementary in Tampa.
- x In September 2014, interacted with military members stationed overseas through a Pro vs. GI Joe event at the Buccaneers-sponsored USO Welcome Center at Tampa International Airport.
- x In February 2014 presented students at Pizzo Elementary with \$2,000-worth of PE equipment for winning the Buccaneers PLAY 60 Challenge.
- x As part of the 2013 Buccaneers Rookie Club, took part in a variety of community service events, including: visiting patients at St. Joseph's Children's Hospital in Tampa; hosting an ice cream social for military veterans at James Haley VA Hospital; participating in a team-building scavenger hunt with the Boys & Girls Clubs of Tampa at Busch Gardens; hosting a bowling outing with Big Brothers/Big Sisters of Tampa Bay; challenging youths from the Central City YMCA in games at a local arcade; visiting local servicemen and servicewomen at MacDill Air Force Base; hosting a "Salute to Service" Barbecue with USAA at U.S. Coast Guard Sector St. Petersburg; greeting veterans at Bay Pines VA Hospital; visiting young patients over the holidays at All Children's Hospital; and singing Christmas carols to residents at Westminster Palms Retirement Home.

GHOLSTON'S CAREER STATISTICS

YEAR	TEAM	TACKLES							INTERCEPTIONS					FUMBLES				ST TACKLES		
		GP	GS	TOT	SOLO	ASST	SK	YDS	NO	YDS	LG	TD	PD	FF	FR	YDS	T	S	A	
2013	Tampa Bay	12	2	31	15	16	2.0	14.0	0	0	0	0	3	0	0	0	0	0	0	
2014	Tampa Bay	15	9	42	28	14	2.0	13.0	0	0	0	0	3	0	0	0	0	0	0	
2015	Tampa Bay	16	11	67	47	20	3.0	7.0	0	0	0	0	2	1	0	0	0	0	0	
2016	Tampa Bay	14	14	49	37	12	3.0	24.0	0	0	0	0	0	1	1	0	0	0	0	
NFL Totals		57	36	189	127	62	10.0	58.0	0	0	0	0	8	2	1	0	0	0	0	

SINGLE-GAME HIGHS

Tackles: 11, at St. Louis, 12/17/15  
Sacks: 2.0, vs. Atlanta, 12/6/13  
Passes Defensed: 2, vs. San Francisco, 12/15/13  
Fumble Recovery: 1, at Carolina, 10/10/16  
Forced Fumble: 1, vs. Baltimore, 10/12/14  
Blocked FG: 1, at Philadelphia, 11/22/15  
Blocked XP: 1, at New Orleans, 9/20/15

GHOLSTON'S GAME-BY-GAME STATISTICS

2016

DATE	OPP	TACKLES							INTERCEPTIONS					FUMBLES			TACKLES		
		T	S	A	TFL	SK	YDS	QH	NO	YDS	LG	TD	PD	FF	FR	YDS	T	S	A
Sept. 11	@ATL	0	0	0	0	0.0	0.0	0	0	0	0	0	0	0	0	0	0	0	0
Sept. 18	@ARI	3	2	1	0	0.0	0.0	0	0	0	0	0	0	0	0	0	0	0	0
Sept. 25	LA	6	6	0	0	0.0	0.0	0	0	0	0	0	0	0	0	0	0	0	0
Oct. 2	DEN	3	2	1	1	0.5	5.5	2	0	0	0	0	0	0	0	0	0	0	0
Oct. 10	@CAR	5	2	3	0	0.0	0.0	0	0	0	0	0	0	0	1	0	0	0	0
Oct. 23	@SF	7	5	2	1	1.0	8.0	1	0	0	0	0	0	0	0	0	0	0	0
Oct. 30	OAK	4	3	1	2	0.0	0.0	0	0	0	0	0	0	0	0	0	0	0	0
Nov. 3	ATL	4	3	1	2	1.0	10.0	3	0	0	0	0	0	0	0	0	0	0	0
Nov. 13	CHI	4	4	0	0	0.0	0.0	0	0	0	0	0	0	1	0	0	0	0	0
Nov. 20	@KC	2	2	0	1	0.0	0.0	1	0	0	0	0	0	0	0	0	0	0	0
Nov. 27	SEA	1	1	0	0	0.0	0.0	0	0	0	0	0	0	0	0	0	0	0	0
Dec. 4	@SD	6	5	1	1	0.0	0.0	0	0	0	0	0	0	0	0	0	0	0	0
Dec. 11	NO	1	0	1	0	0.0	0.0	0	0	0	0	0	0	0	0	0	0	0	0
Dec. 18	@DAL	4	2	2	1	1.0	6.0	1	0	0	0	0	0	0	0	0	0	0	0
Dec. 24	@NO	Inactive Inactive																	
Jan. 1	CAR																		
TOTALS		49	37	12	9	3.0	24.0	7	0	0	0	0	0	1	1	0	0	0	0

## 2015

DATE	OPP	TACKLES							INTERCEPTIONS					FUMBLES			ST TACKLES		
		T	S	A	TFL	SK	YDS	QH	NO	YDS	LG	TD	PD	FF	FR	YDS	T	S	A
Sept. 13	TEN	1	1	0	0	0.0	0.0	0	0	0	0	0	0	0	0	0	0	0	0
Sept. 20	@NO	6	3	3	0	0.0	0.0	0	0	0	0	0	0	0	0	0	0	0	0
Sept. 27	@HOU	4	2	2	2	0.0	0.0	1	0	0	0	0	0	0	0	0	0	0	0
Oct. 4	CAR	4	3	1	1	0.0	0.0	0	0	0	0	0	1	0	0	0	0	0	0
Oct. 11	JAC	0	0	0	0	0.0	0.0	0	0	0	0	0	0	0	0	0	0	0	0
Oct. 25	@WAS	2	2	0	1	0.0	0.0	0	0	0	0	0	0	0	0	0	0	0	0
Nov. 1	@ATL	5	3	2	0	0.0	0.0	0	0	0	0	0	0	0	0	0	0	0	0
Nov. 8	NYG	7	3	4	0	0.0	0.0	0	0	0	0	0	0	0	0	0	0	0	0
Nov. 15	DAL	2	2	0	1	1.0	1.0	1	0	0	0	0	0	0	0	0	0	0	0
Nov. 22	@PHI	5	5	0	0	0.0	0.0	1	0	0	0	0	0	1	0	0	0	0	0
Nov. 29	@IND	4	3	1	0	0.0	0.0	2	0	0	0	0	1	0	0	0	0	0	0
Dec. 6	ATL	3	2	1	2	2.0	6.0	3	0	0	0	0	0	0	0	0	0	0	0
Dec. 13	NO	5	5	0	0	0.0	0.0	0	0	0	0	0	0	0	0	0	0	0	0
Dec. 17	@STL	11	7	4	1	0.0	0.0	0	0	0	0	0	0	0	0	0	0	0	0
Dec. 27	CHI	5	3	2	0	0.0	0.0	0	0	0	0	0	0	0	0	0	0	0	0
Jan. 3	@CAR	3	3	0	0	0.0	0.0	0	0	0	0	0	0	0	0	0	0	0	0
TOTALS		67	47	20	8	3.0	7.0	8	0	0	0	0	2	1	0	0	0	0	0

## 2014

DATE	OPP	TACKLES							INTERCEPTIONS					FUMBLES			ST TACKLES		
		T	S	A	TFL	SK	YDS	QH	NO	YDS	LG	TD	PD	FF	FR	YDS	T	S	A
Sept. 7	CAR								Inactive										
Sept. 14	STL	7	5	2	1	1.0	5.0	1	0	0	0	0	0	0	0	0	0	0	0
Sept. 18	@ATL	2	2	0	1	0.0	0.0	0	0	0	0	0	0	0	0	0	0	0	0
Sept. 28	@PIT	4	2	2	0	0.0	0.0	0	0	0	0	0	0	0	0	0	0	0	0
Oct. 5	@NO	5	3	2	1	0.0	0.0	1	0	0	0	0	1	0	0	0	0	0	0
Oct. 12	BAL	4	2	2	0	0.0	0.0	0	0	0	0	0	0	0	0	0	0	0	0
Oct. 26	MIN	3	3	0	0	0.0	0.0	2	0	0	0	0	1	0	0	0	0	0	0
Nov. 2	@CLE	6	3	3	2	0.0	0.0	1	0	0	0	0	0	0	0	0	0	0	0
Nov. 9	ATL	1	0	1	0	0.0	0.0	0	0	0	0	0	0	0	0	0	0	0	0
Nov. 16	@WAS	2	2	0	1	0.0	0.0	0	0	0	0	0	0	0	0	0	0	0	0
Nov. 23	@CHI	1	1	0	0	0.0	0.0	0	0	0	0	0	0	0	0	0	0	0	0
Nov. 30	CIN	0	0	0	0	0.0	0.0	0	0	0	0	0	1	0	0	0	0	0	0
Dec. 7	@DET	5	3	2	1	1.0	8.0	1	0	0	0	0	0	0	0	0	0	0	0
Dec. 14	@CAR	0	0	0	0	0.0	0.0	0	0	0	0	0	0	0	0	0	0	0	0
Dec. 21	GB	0	0	0	0	0.0	0.0	0	0	0	0	0	0	0	0	0	0	0	0
Dec. 28	NO	2	2	0	2	0.0	0.0	0	0	0	0	0	0	0	0	0	0	0	0
TOTALS		42	28	14	9	2.0	13.0	6	0	0	0	0	3	0	0	0	0	0	0

## 2013

DATE	OPP	TACKLES							INTERCEPTIONS					FUMBLES			ST TACKLES		
		T	S	A	TFL	SK	YDS	QH	NO	YDS	LG	TD	PD	FF	FR	YDS	T	S	A
Sept. 8	@NYJ								Inactive										
Sept. 15	NO								Inactive										
Sept. 22	@NE	1	0	1	0	0.0	0.0	0	0	0	0	0	0	0	0	0	0	0	0
Sept. 29	ARI								Did Not Play										
Oct. 13	PHI								Inactive										
Oct. 20	@ATL	1	0	1	0	0.0	0.0	0	0	0	0	0	0	0	0	0	0	0	0
Oct. 24	CAR	0	0	0	0	0.0	0.0	0	0	0	0	0	0	0	0	0	0	0	0
Nov. 3	@SEA	2	1	1	0	0.0	0.0	0	0	0	0	0	0	0	0	0	0	0	0
Nov. 11	MIA	1	0	1	0	0.5	4.0	1	0	0	0	0	0	0	0	0	0	0	0
Nov. 17	ATL	2	1	1	0	0.0	0.0	0	0	0	0	0	0	0	0	0	0	0	0
Nov. 24	@DET	1	1	0	0	0.0	0.0	1	0	0	0	0	0	0	0	0	0	0	0
Dec. 1	@CAR	3	1	2	0	0.0	0.0	0	0	0	0	0	0	0	0	0	0	0	0
Dec. 8	BUF	4	2	2	1	1.5	10.0	2	0	0	0	0	1	0	0	0	0	0	0
Dec. 15	SF	8	5	3	1	0.0	0.0	0	0	0	0	0	2	0	0	0	0	0	0
Dec. 22	@STL	6	3	3	1	0.0	0.0	0	0	0	0	0	0	0	0	0	0	0	0
Dec. 29	@NO	2	1	1	0	0.0	0.0	0	0	0	0	0	0	0	0	0	0	0	0
TOTALS		31	15	16	3	2.0	14.0	4	0	0	0	0	3	0	0	0	0	0	0

53

**ADARIUS GLANTON****LINEBACKER****HT: 6-1 WT: 230****DOB: 9/21/90****NFL: 3RD YEAR****ACQ: FA, 2015****COLLEGE: FLORIDA ATLANTIC****ACQUIRED BY BUCS:**

- × Signed by Tampa Bay off of the Carolina Panthers practice squad on November 30, 2015.

**ORIGINALLY ENTERED NFL:**

- × Originally entered the league as a college free agent with the Carolina Panthers on May 16, 2014.

**TRANSACTIONS:**

- × Signed by Carolina on May 16, 2014. Waived on August 30, 2014.
- × Signed to Carolina's practice squad on September 1, 2014. Promoted to active roster on October 18, 2014. Waived on September 5, 2015.
- × Re-signed to Carolina's practice squad on September 6, 2014. Signed to Tampa Bay's active roster on November 30, 2015.

**2016 HIGHLIGHTS:**

- × Posted team-high two special teams tackles in win at Atlanta (9/11).
- × Played 22 special teams snaps at Arizona (9/18).
- × Saw action on 22 special teams snaps vs. Los Angeles (9/25).
- × Tied for team lead with 22 special teams snaps vs. Denver (10/2).
- × Led team with 17 special teams snaps in win at Carolina (10/10).
- × Tied for team lead with 20 special teams snaps in win at San Francisco (10/23).
- × Led team with 26 special teams snaps, while also playing in a reserve role on defense vs. Oakland (10/30).
- × Established career high with six tackles while playing a season-high 14 snaps on defense vs. Atlanta (11/3). Also led team with 19 special teams snaps.
- × Collected three tackles in a reserve role vs. Chicago (11/13).
- × Tallied one special teams tackle in win at Kansas City (11/20).
- × Tied for team lead with 17 special teams snaps in win vs. Seattle (11/27).

- × Played 15 snaps on special teams in win at San Diego (12/4).
- × Tied for team lead with 17 special teams snaps vs. New Orleans (12/11).
- × Notched one special teams tackle at Dallas (12/18).
- × Recorded one special teams tackle at New Orleans (12/24).
- × Played 19 snaps on special teams, including being pressed into action as emergency long snapper, in win vs. Carolina (1/1). Snapped for fourth-quarter PAT which proved to be the difference in 17-16 Buccaneers victory.

**COLLEGE/PERSONAL:**

- × Spent final two seasons (2012-13) at Florida Atlantic, following two years at Eastern Arizona Community College.
- × Played in 24 games, with 18 starts for FAU, totaling 150 tackles, 13.5 tackles for loss, 3.5 sacks, two interceptions, two passes defended, one forced fumble and one fumble recovery.
- × Earned All-Conference USA honorable mention as a senior (2013), starting 11-of-12 games, tallying 75 tackles, eight tackles for loss, 2.5 sacks, one pass defended, one forced fumble and one fumble recovery.
- × Part of a defense that led the conference and ranked 11th in the nation in total defense.
- × In his first year at FAU (2012), played in 12 games with seven starts, notching 75 tackles, 5.5 tackles for loss, one sack and two interceptions, tying for the team lead.
- × As a sophomore (2011), named first-team All-Arizona Community College Athletic Conference after registering 85 tackles, 5.5 sacks and two forced fumbles.
- × Majored in general studies.
- × Attended Lake Gibson High School (Lakeland, Florida).
- × Born Adarius Glanton on September 21, 1990 in Bartow, Florida.

## GLANTON'S CAREER STATISTICS

YEAR	TEAM	GP	GS	TACKLES				SK	YDS	INTERCEPTIONS				PD	FUMBLES			ST TACKLES		
				TOT	SOLO	ASST				NO	YDS	LG	TD		FF	FR	YDS	T	S	A
2014	Carolina	10	2	9	5	4		0.0	0.0	0	0	0	0	0	1	0	0	3	3	0
2015	Tampa Bay	5	0	0	0	0		0.0	0.0	0	0	0	0	0	0	0	0	0	0	0
2016	Tampa Bay	16	0	9	8	1		0.0	0.0	0	0	0	0	0	0	0	0	5	4	1
NFL Totals		31	2	18	13	5		0.0	0.0	0	0	0	0	0	1	0	0	8	7	1
PLAYOFFS																				
YEAR	TEAM	GP	GS	TACKLES				SK	YDS	INTERCEPTIONS				PD	FUMBLES			ST TACKLES		
				TOT	SOLO	ASST				NO	YDS	LG	TD		FF	FR	YDS	T	S	A
2014	Carolina	2	1	1	0	1		0.0	0.0	0	0	0	0	0	0	0	0	0	0	0
Postseason		2	1	1	0	1		0.0	0.0	0	0	0	0	0	0	0	0	0	0	0

## GLANTON'S GAME-BY-GAME STATISTICS

## 2016

DATE	OPP	TACKLES				TFL	SK	YDS	QH	INTERCEPTIONS				PD	FUMBLES			ST TACKLES		
		T	S	A						NO	YDS	LG	TD		FF	FR	YDS	T	S	A
Sept. 11	@ATL	0	0	0	0	0.0	0.0	0	0	0	0	0	0	0	0	0	0	2	2	0
Sept. 18	@ARI	0	0	0	0	0.0	0.0	0	0	0	0	0	0	0	0	0	0	0	0	0
Sept. 25	LA	0	0	0	0	0.0	0.0	0	0	0	0	0	0	0	0	0	0	0	0	0
Oct. 2	DEN	0	0	0	0	0.0	0.0	0	0	0	0	0	0	0	0	0	0	0	0	0
Oct. 10	@CAR	0	0	0	0	0.0	0.0	0	0	0	0	0	0	0	0	0	0	0	0	0
Oct. 23	@SF	0	0	0	0	0.0	0.0	0	0	0	0	0	0	0	0	0	0	0	0	0
Oct. 30	OAK	0	0	0	0	0.0	0.0	0	0	0	0	0	0	0	0	0	0	0	0	0
Nov. 3	ATL	6	6	0	0	0.0	0.0	0	0	0	0	0	0	0	0	0	0	0	0	0
Nov. 13	CHI	3	2	1	0	0.0	0.0	0	0	0	0	0	0	0	0	0	0	0	0	0
Nov. 20	@KC	0	0	0	0	0.0	0.0	0	0	0	0	0	0	0	0	0	0	1	1	0
Nov. 27	SEA	0	0	0	0	0.0	0.0	0	0	0	0	0	0	0	0	0	0	0	0	0
Dec. 4	@SD	0	0	0	0	0.0	0.0	0	0	0	0	0	0	0	0	0	0	0	0	0
Dec. 11	NO	0	0	0	0	0.0	0.0	0	0	0	0	0	0	0	0	0	0	0	0	0
Dec. 18	@DAL	0	0	0	0	0.0	0.0	0	0	0	0	0	0	0	0	0	0	1	0	1
Dec. 24	@NO	0	0	0	0	0.0	0.0	0	0	0	0	0	0	0	0	0	0	1	1	0
Jan. 1	CAR	0	0	0	0	0.0	0.0	0	0	0	0	0	0	0	0	0	0	0	0	0
TOTALS		9	8	1	0	0.0	0.0	0	0	0	0	0	0	0	0	0	0	5	4	1

## 2015

DATE	OPP	TACKLES							INTERCEPTIONS							FUMBLES			TACKLES		
		T	S	A	TFL	SK	YDS	QH	NO	YDS	LG	TD	PD	FF	FR	YDS	T	S	A		
Sept. 13	TEN																				
Sept. 20	@NO																				
Sept. 27	@HOU																				
Oct. 4	CAR																				
Oct. 11	JAC																				
Oct. 25	@WAS																				
Nov. 1	@ATL																				
Nov. 8	NYG																				
Nov. 15	DAL																				
Nov. 22	@PHI																				
Nov. 29	@IND																				
Dec. 6	ATL	0	0	0	0	0.0	0.0	0	0	0	0	0	0	0	0	0	0	0	0		
Dec. 13	NO	0	0	0	0	0.0	0.0	0	0	0	0	0	0	0	0	0	0	0	0		
Dec. 17	@STL	0	0	0	0	0.0	0.0	0	0	0	0	0	0	0	0	0	0	0	0		
Dec. 27	CHI	0	0	0	0	0.0	0.0	0	0	0	0	0	0	0	0	0	0	0	0		
Jan. 3	@CAR	0	0	0	0	0.0	0.0	0	0	0	0	0	0	0	0	0	0	0	0		
TOTALS		0	0	0	0	0.0	0.0	0	0	0	0	0	0	0	0	0	0	0	0		

2014 (W/CAROLINA)

DATE	OPP	TACKLES					YDS	INTERCEPTIONS					FUMBLES			ST TACKLES		
		T	S	A	TFL	SK		NO	YDS	LG	TD	PD	FF	FR	YDS	T	S	A
Sept. 7	@TB																	
Sept. 14	DET																	
Sept. 21	PIT																	
Sept. 28	@BAL																	
Oct. 5	CHI																	
Oct. 12	@CIN																	
Oct. 19	@GB	0	0	0	0	0.0	0.0	0	0	0	0	0	0	0	0	0	0	0
Oct. 26	SEA	0	0	0	0	0.0	0.0	0	0	0	0	0	0	0	0	0	0	0
Oct. 30	NO	0	0	0	0	0.0	0.0	0	0	0	0	0	0	0	0	0	0	0
Nov. 10	@PHI	0	0	0	0	0.0	0.0	0	0	0	0	0	0	0	0	0	0	0
Nov. 16	ATL	0	0	0	0	0.0	0.0	0	0	0	0	0	0	0	0	0	0	0
Nov. 30	@MIN	0	0	0	0	0.0	0.0	0	0	0	0	0	0	0	0	0	0	0
Dec. 7	@NO	0	0	0	0	0.0	0.0	0	0	0	0	0	0	0	0	1	1	0
Dec. 14	TB	0	0	0	0	0.0	0.0	0	0	0	0	0	0	0	0	0	0	0
Dec. 21	CLE	5	2	3	1	0.0	0.0	0	0	0	0	0	0	0	0	1	1	0
Dec. 28	@ATL	4	3	1	0	0.0	0.0	0	0	0	0	0	1	0	0	1	1	0
TOTALS		9	5	4	1	0.0	0.0	0	0	0	0	0	1	0	0	3	3	0
PLAYOFFS																		
Jan. 10	ARI	0	0	0	0	0.0	0.0	0	0	0	0	0	0	0	0	0	0	0
Jan. 18	@SEA	1	0	1	0	0.0	0.0	0	0	0	0	0	0	0	0	0	0	0
TOTALS		1	0	1	0	0.0	0.0	0	0	0	0	0	0	0	0	0	0	0

12

CHRIS GODWIN

WIDE RECEIVER

HT: 6-1 WT: 209

DOB: 2/27/1996

NFL: ROOKIE

ACQ: D3A-2017

COLLEGE: PENN STATE



ACQUIRED BY BUCS:

- Selected in the third round (84th overall) of the 2017 NFL Draft by the Buccaneers.

COLLEGE:

- Played in 40 games, with 28 starts, catching 153 passes for 2,404 yards (15.7 avg.) and 18 touchdowns.
- Ranks fourth in Penn State history in touchdown receptions (18) and receiving yards (2,404), while standing at seventh on the all-time reception list (153).
- Recorded nine 100-yard receiving games (three in 2016, five in 2015 and against Boston College in the 2014 New Era Pinstripe Bowl) and five games with multiple touchdown catches (four in 2016, one in 2015).
- Started all 14 games as a true junior (2016), catching 59 passes for 982 yards and 11 touchdowns. His 11 touchdown receptions were the second-most in a single season in Penn State history.
- Earned All-Bowl team honors from NCAA.com, Sports Illustrated, Athlon Sports (second team) and

Associated Press (honorable mention), while also being named to the ESPN.com Big Ten All-Bowl Team.

- Named All-Big Ten by Pro Football Focus (second team) Phil Steele and Athlon Sports (third team) and the league's coaches (honorable mention).
- In the Rose Bowl against USC, recorded a career-high and Penn State bowl record 187 receiving yards, the fourth-most in Rose Bowl history, while adding two touchdown catches, which tied the school's bowl game record.
- During his sophomore season (2015), started 11-of-13 games caught 69 passes for 1,101 yards and five touchdowns. He became one of only three Penn State receivers to eclipse 1,000 receiving yards in a season (also Bobby Engram & Allen Robinson) and his 1,101 yards are the second-most in a single season in school history.
- Named All-Big ten by the Big Ten media (second team) and coaches (third team), while earning second-team All-Big Ten honors from the Associated Press.
- As a true freshman (2014), was named to the BTN.com Big Ten All-Freshman Team after playing in 13



games with three starts, catching 26 passes for 338 yards and two touchdowns.

- × Earned ESPN.com All-Bowl Team honors after catching seven passes for 140 yards and one touchdown against Boston College in the New Era Pinstripe Bowl.

### PERSONAL:

- × Attended Middletown High School (Middletown, Delaware)
- × As a senior, set a Delaware prep record with 18 receiving touchdowns and was named Delaware Gatorade Player of the Year, as well as being named first-team all-state and first-team All-Blue Hen Conference.
- × Selected to play in the Under Armour All-American Game.

- × Son of Rod Sr. and Lisa Godwin.

- × Has a brother, Marcus, and two sisters, Sharhonda and Rian.
- × Born Rod Christopher Godwin on February 27, 1996 in Philadelphia, Pennsylvania.

### COMMUNITY:

- × In June 2017, toured MacDill Air Force Base to greet military servicemen and servicewomen and learn about the important role that the base plays in the Tampa community and beyond.
- × In June 2017, went go-karting with first-year members from Tampa Fire Rescue.

4

## RYAN GRIFFIN

QUARTERBACK  
HT: 6-5 WT: 210  
DOB: 11/17/89  
NFL: 4TH YEAR  
ACQ: W (NO), 2015  
COLLEGE: TULANE



### ACQUIRED BY BUCS:

- × Claimed by Tampa Bay off waivers from the New Orleans Saints on September 6, 2015.

### ORIGINALLY ENTERED NFL:

- × Originally entered the league as a college free agent with the New Orleans Saints on April 28, 2013.

### TRANSACTIONS

- × Signed by New Orleans on April 28, 2013. Waived on August 31, 2013.
- × Signed to New Orleans' practice squad on September 1, 2013. Promoted to active roster on October 22, 2013. Waived on September 3, 2014.
- × Re-signed to New Orleans' practice squad on September 4, 2014. Promoted to active roster on December 27, 2014. Waived on September 5, 2015.

### CAREER HIGHLIGHTS:

- × Spent the 2013 and 2014 seasons with New Orleans, spending time on the team's active roster and practice squad, but not appearing in any games.

### 2016 HIGHLIGHTS:

- × Inactive Games 1-4 & 6-16.
- × Active, but did not play in Week 5.

### COLLEGE:

- × A four-year starter at Tulane (2009-12), completed 836-of-1,396 (59.9 pct.) for 9,026 yards with 56 touchdowns and 35 interceptions. Also caught one pass for 15 yards and scored one rushing touchdown.
- × Set school records in pass attempts, completions and completion percentage, while ranking second in passing yards and 300-yard passing game (10) and fourth in touchdown passes.
- × Named honorable mention All-Conference USA as a senior (2012), going 245-of-394 (62.2 pct.), for 2,771 yards with 20 touchdowns and 11 interceptions.
- × Ranked second in C-USA in passing yards per game (307.9), throwing for 300-plus yards five times, including two 400-yard games, each setting the school single-game record.
- × Established a school record 466 passing yards against UAB (10/27/12) with a career-best five

touchdown passes, while being named C-USA and Louisiana Player of the Week as well as College Sports Madness C-USA Offensive Player of the Week.

- × Surpassed his own record against Rice (11/3/12), throwing for 476 yards and four touchdowns.
- × Started 13 games as a junior (2011), completing 227-of-408 passes (55.6 pct.) for 2,502 yards with 13 touchdowns and 10 interceptions.
- × As a sophomore (2010), started all 11 games he played, completing 223-of-372 passes (59.9 pct.) for 2,371 yards, with 14 touchdowns and eight interceptions.
- × Played in nine games as a redshirt freshman (2009), starting the final six games of the year, establishing school freshman records in pass completions (141), attempts (222), completion percentage (63.5), passing yards (1,382) and touchdown passes (nine).
- × Redshirted as a true freshman (2008).
- × Graduated with a degree in business management.


## PERSONAL/COMMUNITY:

- × Attended Chaminade College Prep (Westlake Village, California).
- × Earned Mission League MVP and first-team All-League honors as a senior.
- × In December 2016, along with the Buccaneers quarterbacks, surprised the NFL Y.E.T. Center Flag Football Team with brand new equipment and led the team in football drills.
- × In October 2016, joined teammates and the entire Buccaneers business operations staff for the team's "Hometown Huddle", helping to refurbish the Sulphur Springs K-8 School and Community Center and interact with students.
- × In November 2016, visited Buccaneers Academies Cleveland Elementary and Kenly Elementary School to present NFL Flag kits and run students through football drills.
- × Has two brothers, Charlie and Mac, and one sister, Molly.
- × Son of David and Kelly Griffin.
- × Born Ryan Walsh Griffin on November 17, 1989 in Santa Monica, California.

# 24

## BRENT GRIMES

**CORNERBACK**  
**HT: 5-10 WT: 185**  
**DOB: 6/19/83**  
**NFL: 11TH YEAR**  
**ACQ: FA, 2016**  
**COLLEGE: SHIPPENSBURG**



## ACQUIRED BY BUCS:

- × Signed by Tampa Bay on March 11, 2016 as an unrestricted free agent from Miami.

## ORIGINALLY ENTERED NFL:

- × Originally entered the NFL as a college free agent with Atlanta on May 16, 2006.

## AWARDS & ACCOLADES:

- × Four-time Pro Bowl selection (2010, 2013-15).
- × 2014 Second-team Associated Press All-Pro.
- × 2011 NFL Alumni Defensive Back of the Year.
- × AFC Defensive Player of the Week, Week 9, 2014.
- × NFC Defensive Player of the Week, Week 15, 2010.

## CAREER HIGHLIGHTS:

- × Spent six seasons with Atlanta (2007-12) and three with Miami (2013-15), before joining Tampa Bay.
- × Has started 106-of-122 career regular-season games, totaling 458 tackles, 123 passes defended, 30 interceptions (394 return yards, three touchdowns), three forced fumbles and one fumble recovery.
- × Started one-of-two postseason contests, recording seven tackles and one fumble recovery.
- × Since 2013, Grimes' 17 interceptions are the third-most in the NFL and are tied for the second-most among cornerbacks during that time.

- x His 29 interceptions since 2009 are tied for the second-most in the NFL during that span (Richard Sherman, 30).
- x Led NFL with 24 passes defended in 2016.
- x Has two career multi-interception games: at N.Y. Jets (two INT, 12/20/09) and vs. San Diego (two INT, 11/2/14).
- x Set a career-high with six passes defended at Tampa Bay (12/5/10).
- x Registered first career interception returned for a touchdown against Cincinnati (10/31/13).
- x Tallied first career forced fumble against Green Bay (10/9/11).
- x Logged a career-high 12 tackles at Philadelphia (10/17/10).
- x Recorded only career fumble recovery at Dallas (10/25/09).
- x Notched first career interception against Kansas City (9/21/08).
- x Made first career start against Detroit (9/7/08).
- x Made NFL debut at Arizona (12/23/07).

## 2016 HIGHLIGHTS:

- x Started all 16 games at cornerback, totaling 57 tackles, a team-leading four interceptions (one returned for touchdown), a league-leading 24 passes defended, and one forced fumble
- x Led the NFL with 24 passes defended.
- x Started in Buccaneers debut and recorded two passes defended, both on third down, in season-opening win at Atlanta (9/11).
- x Started at Arizona (9/18) and tied for team lead with seven tackles.
- x Posted one tackle vs. Los Angeles (9/25).
- x Notched five tackles and three passes defended vs. Denver (10/2).
- x Posted four tackles, one interception and two passes defended in win at Carolina (10/10). His first interception as a Buccaneer came in the end zone with 8:39 remaining in a tie game. Grimes saved a touchdown on the previous play when he pushed a ball carrier out of bounds at the one-yard line following a 16-yard gain.
- x Registered one tackle and two passes defended in win at San Francisco (10/23), helping limit San Francisco to 113 passing yards.

- x Recorded four tackles and two passes defended vs. Oakland (10/30).
- x Registered three tackles and one pass defended vs. Atlanta (11/3).
- x Snatched second interception of the season in 36-10 win vs. Chicago (11/13).
- x Tallied two tackles and a forced fumble before leaving the game with a quadriceps injury in win at Kansas City (11/20).
- x Collected five tackles and one pass defended in helping limit Seattle to 118 net passing yards in 14-5 win (11/27).
- x Posted two tackles and a pass defended in win at San Diego (12/4).
- x Recorded an interception of Drew Brees to go along with two tackles in win vs. New Orleans (12/11).
- x Recorded six tackles and two passes defended at Dallas (12/18).
- x Collected a season-high nine tackles – his most since 12/27/09 – and one pass defended at New Orleans (12/24).
- x Intercepted Cam Newton on second play of second half, returning the interception 31 yards for a touchdown, giving the Buccaneers a 10-7 lead in their eventual 17-16 victory. Added four passes defended and four tackles on way to being ranked as Pro Football Focus No. 1 player in the NFL for Week 17.

## COLLEGE/PERSONAL:

- x Played in 43 games at Shippensburg (2002-05), recording 140 tackles and setting school records in both passes defended (38) and interceptions (27). His interception total also set a conference record.
- x Named first-team All-American as both a senior and junior, while earning second-team honors as a sophomore.
- x Holds Shippensburg all-time record with 82 punt returns for 1,126 yards.
- x Majored in sociology.
- x Attended Northeast High School (Philadelphia, Pennsylvania).
- x Born Brent Omar Grimes on July 19, 1983 in Philadelphia, Pennsylvania.

## GRIMES' CAREER STATISTICS

YEAR	TEAM	GP	GS	TACKLES				YDS	INTERCEPTIONS				PD	FUMBLES			ST TACKLES		
				TOT	SOLO	ASST.	SK		NO	YDS	LG	TD		FF	FR	YDS	T	S	A
2007	Atlanta	2	0	11	10	1	0.0	0.0	0	0	0	0	0	0	0	0	1	1	0
2008	Atlanta	12	6	31	28	3	0.0	0.0	1	25	25	0	6	0	0	0	2	2	0
2009	Atlanta	16	8	60	56	4	0.0	0.0	6	17	11	0	13	0	1	0	6	6	0
2010	Atlanta	16	16	81	70	11	0.0	0.0	5	84	36	0	23	0	0	0	6	6	0
2011	Atlanta	12	12	46	35	11	0.0	0.0	1	29	29	0	14	1	0	0	3	2	1
2012	Atlanta	1	1	6	6	0	0.0	0.0	0	0	0	0	0	0	0	0	0	0	0
2013	Miami	16	16	60	52	8	0.0	0.0	4	102	94t	1	17	0	0	0	0	0	0
2014	Miami	16	16	57	47	10	0.0	0.0	5	80	32	1	12	1	0	0	0	0	0
2015	Miami	15	15	49	42	7	0.0	0.0	4	20	17	0	14	0	0	0	0	0	0
2016	Tampa Bay	16	16	57	51	6	0.0	0.0	4	37	31t	1	24	1	0	0	0	0	0
NFL Totals		122	106	458	397	61	0.0	0.0	30	394	94t	3	123	3	1	0	18	17	1
PLAYOFFS																			
YEAR	TEAM	GP	GS	TACKLES				YDS	INTERCEPTIONS				PD	FUMBLES			ST TACKLES		
				TOT	SOLO	ASST	SK		NO	YDS	LG	TD		FF	FR	YDS	T	S	A
2008	Atlanta	1	0	0	0	0	0.0	0.0	0	0	0	0	0	0	0	0	0	0	0
2010	Atlanta	1	1	7	7	0	0.0	0.0	0	0	0	0	0	0	1	-2	0	0	0
Postseason		2	1	7	7	0	0.0	0.0	0	0	0	0	0	0	1	-2	0	0	0

## SINGLE-GAME HIGHS

Tackles: 12, at Philadelphia, 10/17/10 (w/Atlanta)

Interceptions: 2, twice, last vs. San Diego, 11/2/14 (w/Miami)

INT-TD: 1, twice, last at Jacksonville, 10/26/14 (w/Miami)

Passes Defensed: 6, at Tampa Bay, 12/5/10 (w/Atlanta)

Forced Fumbles: 1, twice, last vs. Kansas City, 9/21/14 (w/Miami)

Fumble Recoveries: 1, twice, last vs. Green Bay, 1/15/11 - Divisional Round Playoff (w/Atlanta)

## GRIMES' GAME-BY-GAME STATISTICS

## 2016

DATE	OPP	TACKLES							INTERCEPTIONS				FUMBLES			TACKLES			
		T	S	A	TFL	SK	YDS	QH	NO	YDS	LG	TD	PD	FF	FR	YDS	T	S	A
Sept. 11	@ATL	0	0	0	0	0.0	0.0	0	0	0	0	0	2	0	0	0	0	0	0
Sept. 18	@ARI	7	7	0	0	0.0	0.0	0	0	0	0	0	0	0	0	0	0	0	0
Sept. 25	LA	1	1	0	0	0.0	0.0	0	0	0	0	0	0	0	0	0	0	0	0
Oct. 2	DEN	5	4	1	0	0.0	0.0	0	0	0	0	0	3	0	0	0	0	0	0
Oct. 10	@CAR	4	2	2	0	0.0	0.0	0	1	0	0	0	2	0	0	0	0	0	0
Oct. 23	@SF	1	1	0	0	0.0	0.0	0	0	0	0	0	2	0	0	0	0	0	0
Oct. 30	OAK	4	4	0	0	0.0	0.0	0	0	0	0	0	2	0	0	0	0	0	0
Nov. 3	ATL	3	3	0	0	0.0	0.0	0	0	0	0	0	1	0	0	0	0	0	0
Nov. 13	CHI	2	2	0	0	0.0	0.0	0	1	1	0	0	2	0	0	0	0	0	0
Nov. 20	@KC	2	2	0	0	0.0	0.0	0	0	0	0	0	0	1	0	0	0	0	0
Nov. 27	SEA	5	5	0	0	0.0	0.0	0	0	0	0	0	1	0	0	0	0	0	0
Dec. 4	@SD	2	1	1	0	0.0	0.0	0	0	0	0	0	1	0	0	0	0	0	0
Dec. 11	NO	2	2	0	0	0.0	0.0	0	1	5	5	0	1	0	0	0	0	0	0
Dec. 18	@DAL	6	5	1	0	0.0	0.0	0	0	0	0	0	2	0	0	0	0	0	0
Dec. 24	@NO	9	9	0	0	0.0	0.0	0	0	0	0	0	1	0	0	0	0	0	0
Jan. 1	CAR	4	3	1	0	0.0	0.0	0	1	31	31t	1	4	0	0	0	0	0	0
TOTALS		57	51	6	0	0.0	0.0	0	4	37	31T	1	24	1	0	0	0	0	0

## 2015 (W/MIAMI)

DATE	OPP	TACKLES							INTERCEPTIONS					FUMBLES			ST TACKLES		
		T	S	A	TFL	SK	YDS	QH	NO	YDS	LG	TD	PD	FF	FR	YDS	T	S	A
Sept. 13	@WAS	2	1	1	0	0.0	0.0	0	1	2	2	0	1	0	0	0	0	0	0
Sept. 20	@JAX	6	5	1	0	0.0	0.0	0	0	0	0	0	2	0	0	0	0	0	0
Sept. 27	BUF	2	2	0	0	0.0	0.0	0	0	0	0	0	0	0	0	0	0	0	0
Oct. 4	NYJ	2	2	0	0	0.0	0.0	0	0	0	0	0	0	0	0	0	0	0	0
Oct. 18	@TEN	2	1	1	0	0.0	0.0	0	1	0	0	0	4	0	0	0	0	0	0
Oct. 25	HOU	3	2	1	0	0.0	0.0	0	0	0	0	0	2	0	0	0	0	0	0
Oct. 29	@NE	2	2	0	0	0.0	0.0	0	0	0	0	0	0	0	0	0	0	0	0
Nov. 8	@BUF	7	7	0	1	0.0	0.0	0	0	0	0	0	0	0	0	0	0	0	0
Nov. 15	@PHI								Inactive										
Nov. 22	DAL	5	4	1	0	0.0	0.0	0	1	17	17	0	1	0	0	0	0	0	0
Nov. 29	@NYJ	5	5	0	0	0.0	0.0	0	0	0	0	0	1	0	0	0	0	0	0
Dec. 6	BAL	4	3	1	0	0.0	0.0	0	0	0	0	0	1	0	0	0	0	0	0
Dec. 14	NYG	3	3	0	0	0.0	0.0	0	0	0	0	0	0	0	0	0	0	0	0
Dec. 20	@SD	3	2	1	0	0.0	0.0	0	1	1	1	0	2	0	0	0	0	0	0
Dec. 27	IND	2	2	0	0	0.0	0.0	0	0	0	0	0	0	0	0	0	0	0	0
Jan. 3	NE	1	1	0	0	0.0	0.0	0	0	0	0	0	0	0	0	0	0	0	0
TOTALS		49	42	7	1	0.0	0.0	0	4	20	17	0	14	0	0	0	0	0	0

## 2014 (W/MIAMI)

DATE	OPP	TACKLES							INTERCEPTIONS					FUMBLES			ST TACKLES		
		T	S	A	TFL	SK	YDS	QH	NO	YDS	LG	TD	PD	FF	FR	YDS	T	S	A
Sept. 7	NE	4	3	1	0	0.0	0.0	0	0	0	0	0	0	0	0	0	0	0	0
Sept. 14	@BUF	4	2	2	0	0.0	0.0	0	0	0	0	0	3	0	0	0	0	0	0
Sept. 21	KC	6	6	0	0	0.0	0.0	0	0	0	0	0	0	1	0	0	0	0	0
Sept. 28	@OAK	5	5	0	0	0.0	0.0	0	1	32	32	0	2	0	0	0	0	0	0
Oct. 12	GB	7	7	0	0	0.0	0.0	0	0	0	0	0	1	0	0	0	0	0	0
Oct. 19	@CHI	4	4	0	0	0.0	0.0	0	0	0	0	0	0	0	0	0	0	0	0
Oct. 26	@JAX	3	2	1	0	0.0	0.0	0	1	22	22	1	1	0	0	0	0	0	0
Nov. 2	SD	3	3	0	1	0.0	0.0	0	2	26	26	0	2	0	0	0	0	0	0
Nov. 9	@DET	2	1	1	0	0.0	0.0	0	1	0	0	0	2	0	0	0	0	0	0
Nov. 13	BUF	3	3	0	0	0.0	0.0	0	0	0	0	0	0	0	0	0	0	0	0
Nov. 23	@DEN	2	2	0	0	0.0	0.0	0	0	0	0	0	0	0	0	0	0	0	0
Dec. 1	@NYJ	5	3	2	0	0.0	0.0	0	0	0	0	0	0	0	0	0	0	0	0
Dec. 7	BAL	3	2	1	0	0.0	0.0	0	0	0	0	0	1	0	0	0	0	0	0
Dec. 14	@NE	2	0	2	0	0.0	0.0	0	0	0	0	0	0	0	0	0	0	0	0
Dec. 21	MIN	3	3	0	0	0.0	0.0	0	0	0	0	0	0	0	0	0	0	0	0
Dec. 28	NYJ	1	1	0	0	0.0	0.0	0	0	0	0	0	0	0	0	0	0	0	0
TOTALS		57	47	10	1	0.0	0.0	0	5	80	32	1	12	1	0	0	0	0	0

## 2013 (W/MIAMI)

DATE	OPP	TACKLES							INTERCEPTIONS					FUMBLES			ST TACKLES		
		T	S	A	TFL	SK	YDS	QH	NO	YDS	LG	TD	PD	FF	FR	YDS	T	S	A
Sept. 8	@CLE	2	2	0	0	0.0	0.0	0	0	0	0	0	1	0	0	0	0	0	0
Sept. 15	@IND	5	4	1	0	0.0	0.0	0	1	0	0	0	3	0	0	0	0	0	0
Sept. 22	ATL	3	3	0	0	0.0	0.0	0	0	0	0	0	1	0	0	0	0	0	0
Sept. 30	@NO	3	3	0	0	0.0	0.0	0	0	0	0	0	0	0	0	0	0	0	0
Oct. 6	BAL	5	5	0	0	0.0	0.0	0	0	0	0	0	1	0	0	0	0	0	0
Oct. 20	BUF	3	2	1	0	0.0	0.0	0	0	0	0	0	0	0	0	0	0	0	0
Oct. 27	@NE	3	1	2	0	0.0	0.0	0	0	0	0	0	0	0	0	0	0	0	0
Oct. 31	CIN	5	5	0	0	0.0	0.0	0	1	94	94	1	1	0	0	0	0	0	0
Nov. 11	@TB	1	1	0	0	0.0	0.0	0	0	0	0	0	3	0	0	0	0	0	0
Nov. 17	SD	5	4	1	0	0.0	0.0	0	1	8	8	0	2	0	0	0	0	0	0
Nov. 24	CAR	4	4	0	1	0.0	0.0	0	0	0	0	0	0	0	0	0	0	0	0
Dec. 1	@NYJ	2	1	1	0	0.0	0.0	0	1	0	0	0	2	0	0	0	0	0	0
Dec. 8	@PIT	3	2	1	0	0.0	0.0	1	0	0	0	0	1	0	0	0	0	0	0
Dec. 15	NE	5	5	0	0	0.0	0.0	0	0	0	0	0	0	0	0	0	0	0	0
Dec. 22	@BUF	6	5	1	0	0.0	0.0	0	0	0	0	0	0	0	0	0	0	0	0
Dec. 29	NYJ	5	5	0	0	0.0	0.0	0	0	0	0	0	2	0	0	0	0	0	0
TOTALS		60	52	8	1	0.0	0.0	1	4	102	94	1	17	0	0	0	0	0	0

## 2011 (W/ATLANTA)

DATE	OPP	TACKLES							INTERCEPTIONS					FUMBLES			TACKLES		
		T	S	A	TFL	SK	YDS	QBP	NO	YDS	LG	TD	PD	FF	FR	YDS	T	S	A
Sept. 11	@CHI	2	2	0	0	0.0	0.0	0	0	0	0	0	3	0	0	0	0	0	0
Sept. 18	PHI	6	5	1	0	0.0	0.0	0	0	0	0	0	0	0	0	0	0	0	0
Sept. 25	@TB	5	5	0	0	0.0	0.0	0	0	0	0	0	0	0	0	0	0	0	0
Oct. 2	@SEA	5	2	3	0	0.0	0.0	0	0	0	0	0	1	0	0	0	0	0	0
Oct. 9	GB	7	6	1	0	0.0	0.0	0	0	0	0	0	2	1	0	0	0	0	0
Oct. 16	CAR	4	3	1	0	0.0	0.0	0	1	29	29	0	1	0	0	0	0	0	0
Oct. 23	@DET	4	3	1	0	0.0	0.0	0	0	0	0	0	2	0	0	0	1	1	0
Nov. 6	@IND	1	1	0	0	0.0	0.0	0	0	0	0	0	0	0	0	0	1	0	1
Nov. 13	NO	4	2	2	0	0.0	0.0	0	0	0	0	0	1	0	0	0	0	0	0
Nov. 20	TEN	1	1	0	0	0.0	0.0	0	0	0	0	0	2	0	0	0	1	1	0
Nov. 27	MIN	0	0	0	0	0.0	0.0	0	0	0	0	0	0	0	0	0	0	0	0
Dec. 4	@HOU								Inactive										
Dec. 11	@CAR								Inactive										
Dec. 15	JAC								Inactive										
Dec. 26	@NO	7	5	2	0	0.0	0.0	0	0	0	0	0	2	0	0	0	0	0	0
Jan. 1	TB								Inactive										
TOTALS		46	35	11	0	0.0	0.0	0	1	29	29	0	14	1	0	0	3	2	1

## 2010 (W/ATLANTA)

		TACKLES							INTERCEPTIONS						FUMBLES			TACKLES		
DATE	OPP	T	S	A	TFL	SK	YDS	QH	NO	YDS	LG	TD	PD	FF	FR	YDS	T	S	A	
Sept. 12	@PIT	3	1	2	0	0.0	0.0	0	0	0	0	0	0	0	0	0	0	0	0	
Sept. 19	ARI	2	2	0	0	0.0	0.0	0	0	0	0	0	1	0	0	0	0	0	0	
Sept. 26	@NO	5	4	1	0	0.0	0.0	0	1	36	36	0	1	0	0	0	0	0	0	
Oct. 3	SF	2	2	0	0	0.0	0.0	0	0	0	0	0	2	0	0	0	0	0	0	
Oct. 10	@CLE	6	4	2	1	0.0	0.0	0	0	0	0	0	0	0	0	0	2	2	0	
Oct. 17	@PHI	12	10	2	1	0.0	0.0	0	0	0	0	0	1	0	0	0	0	0	0	
Oct. 24	CIN	4	4	0	0	0.0	0.0	0	0	0	0	0	1	0	0	0	1	1	0	
Nov. 7	TB	5	5	0	0	0.0	0.0	0	1	4	4	0	1	0	0	0	1	1	0	
Nov. 11	BAL	6	6	0	0	0.0	0.0	0	1	0	0	0	1	0	0	0	0	0	0	
Nov. 21	@STL	4	4	0	0	0.0	0.0	0	0	0	0	0	3	0	0	0	0	0	0	
Nov. 28	GB	6	6	0	0	0.0	0.0	0	0	0	0	0	0	0	0	0	1	1	0	
Dec. 5	@TB	7	6	1	0	0.0	0.0	0	1	33	33	0	6	0	0	0	0	0	0	
Dec. 12	@CAR	4	3	1	0	0.0	0.0	0	0	0	0	0	0	0	0	0	0	0	0	
Dec. 19	@SEA	3	3	0	0	0.0	0.0	0	1	11	11	0	5	0	0	0	0	0	0	
Dec. 27	NO	5	5	0	0	0.0	0.0	0	0	0	0	0	0	0	0	0	1	1	0	
Jan. 2	CAR	7	5	2	0	0.0	0.0	0	0	0	0	0	1	0	0	0	0	0	0	
TOTALS		81	70	11	2	0.0	0.0	0	5	84	36	0	23	0	0	0	6	6	0	
PLAYOFFS																				
Jan. 15	GB	7	7	0	0	0.0	0.0	0	0	0	0	0	0	0	1	-2	0	0	0	
TOTALS		7	7	0	0	0.0	0.0	0	0	0	0	0	0	0	1	-2	0	0	0	

## 2009 (W/ATLANTA)

DATE	OPP	TACKLES							INTERCEPTIONS					FUMBLES			TACKLES		
		T	S	A	TFL	SK	YDS	QBP	NO	YDS	LG	TD	PD	FF	FR	YDS	T	S	A
Sept. 13	MIA	3	3	0	0	0.0	0.0	0	0	0	0	0	0	0	0	0	0	0	0
Sept. 20	CAR	1	0	1	0	0.0	0.0	0	0	0	0	0	1	0	0	0	0	0	0
Sept. 27	@NE	1	1	0	0	0.0	0.0	0	0	0	0	0	0	0	0	0	0	0	0
Oct. 11	@SF	2	2	0	0	0.0	0.0	0	0	0	0	0	1	0	0	0	0	0	0
Oct. 18	CHI	4	3	1	0	0.0	0.0	0	0	0	0	0	0	0	0	0	0	0	0
Oct. 25	@DAL	3	3	0	0	0.0	0.0	0	0	0	0	0	1	0	1	0	0	0	0
Nov. 2	@NO	7	7	0	0	0.0	0.0	0	1	0	0	0	2	0	0	0	1	1	0
Nov. 8	WAS	1	1	0	0	0.0	0.0	0	0	0	0	0	0	0	0	0	0	0	0
Nov. 15	@CAR	5	5	0	0	0.0	0.0	0	0	0	0	0	0	0	0	0	0	0	0
Nov. 22	@NYG	7	5	2	0	0.0	0.0	0	1	9	9	0	2	0	0	0	3	3	0
Nov. 29	TB	1	1	0	0	0.0	0.0	0	0	0	0	0	0	0	0	0	0	0	0
Dec. 6	PHI	2	2	0	0	0.0	0.0	0	0	0	0	0	0	0	0	0	1	1	0
Dec. 13	NO	7	7	0	0	0.0	0.0	0	0	0	0	0	0	0	0	0	0	0	0
Dec. 20	@NYJ	5	5	0	1	0.0	0.0	0	2	-3	1	0	2	0	0	0	1	1	0
Dec. 27	BUF	9	9	0	0	0.0	0.0	0	1	11	11	0	1	0	0	0	0	0	0
Jan. 3	@TB	2	2	0	0	0.0	0.0	0	1	0	0	0	3	0	0	0	0	0	0
TOTALS		60	56	4	1	0.0	0.0	0	6	17	11	0	13	0	1	0	6	6	0

## 2008 (W/ATLANTA)

DATE	OPP	TACKLES							INTERCEPTIONS					FUMBLES			ST TACKLES		
		T	S	A	TFL	SK	YDS	QH	NO	YDS	LG	TD	PD	FF	FR	YDS	T	S	A
Sept. 7	DET	6	6	0	1	0.0	0	0	0	0	0	0	0	0	0	0	0	0	0
Sept. 14	@TB	3	2	1	0	0.0	0.0	0	0	0	0	0	1	0	0	0	1	1	0
Sept. 21	KC	1	1	0	0	0.0	0.0	0	1	25	0	0	2	0	0	0	0	0	0
Sept. 28	@CAR	10	9	1	1	0.0	0.0	0	0	0	0	0	1	0	0	0	0	0	0
Oct. 5	@GB	5	5	0	1	0.0	0.0	0	0	0	0	0	0	0	0	0	0	0	0
Oct. 12	CHI	5	5	0	0	0.0	0.0	0	0	0	0	0	2	0	0	0	0	0	0
Oct. 26	@PHI	0	0	0	0	0.0	0.0	0	0	0	0	0	0	0	0	0	1	1	0
Nov. 2	@OAK	0	0	0	0	0.0	0.0	0	0	0	0	0	0	0	0	0	0	0	0
Nov. 9	NO	0	0	0	0	0.0	0.0	0	0	0	0	0	0	0	0	0	0	0	0
Nov. 16	DEN								Inactive										
Nov. 23	CAR	1	0	1	0	0.0	0.0	0	0	0	0	0	0	0	0	0	0	0	0
Nov. 30	@SD								Inactive										
Dec. 7	@NO								Inactive										
Dec. 14	TB								Inactive										
Dec. 21	@MIN	0	0	0	0	0.0	0.0	0	0	0	0	0	0	0	0	0	0	0	0
Dec. 28	STL	0	0	0	0	0.0	0.0	0	0	0	0	0	0	0	0	0	0	0	0
<b>TOTALS</b>		<b>31</b>	<b>28</b>	<b>3</b>	<b>3</b>	<b>0.0</b>	<b>0.0</b>	<b>0</b>	<b>1</b>	<b>25</b>	<b>0</b>	<b>0</b>	<b>6</b>	<b>0</b>	<b>0</b>	<b>0</b>	<b>2</b>	<b>2</b>	<b>0</b>
<b>PLAYOFFS</b>																			
Jan. 15	GB	0	0	0	0	0.0	0.0	0	0	0	0	0	0	0	0	0	0	0	0
<b>TOTALS</b>		<b>0</b>	<b>0</b>	<b>0</b>	<b>0</b>	<b>0.0</b>	<b>0.0</b>	<b>0</b>	<b>0</b>	<b>0</b>	<b>0</b>	<b>0</b>	<b>0</b>	<b>0</b>	<b>0</b>	<b>0</b>	<b>0</b>	<b>0</b>	<b>0</b>

## 2007 (W/ATLANTA)

DATE	OPP	TACKLES							INTERCEPTIONS					FUMBLES			ST TACKLES		
		T	S	A	TFL	SK	YDS	QB	NO	YDS	LG	TD	PD	FF	FR	YDS	T	S	A
Sept. 9	@MIN								Atlanta Practice Squad										
Sept. 16	@JAC								Atlanta Practice Squad										
Sept. 23	CAR								Atlanta Practice Squad										
Sept. 30	HOU								Atlanta Practice Squad										
Oct. 7	@TEN								Atlanta Practice Squad										
Oct. 15	NYG								Atlanta Practice Squad										
Oct. 21	@NO								Atlanta Practice Squad										
Nov. 4	SF								Atlanta Practice Squad										
Nov. 11	@CAR								Atlanta Practice Squad										
Nov. 18	TB								Atlanta Practice Squad										
Nov. 22	IND								Atlanta Practice Squad										
Dec. 2	@STL								Atlanta Practice Squad										
Dec. 10	NO								Atlanta Practice Squad										
Dec. 16	@TB								Atlanta Practice Squad										
Dec. 23	@ARI	11	10	1	0	0.0	0.0	0	0	0	0	0	0	0	0	0	0	0	0
Dec. 30	SEA	0	0	0	0	0.0	0.0	0	0	0	0	0	0	0	0	0	1	1	0
<b>TOTALS</b>		<b>11</b>	<b>10</b>	<b>1</b>	<b>0</b>	<b>0.0</b>	<b>0.0</b>	<b>0</b>	<b>0</b>	<b>0</b>	<b>0</b>	<b>0</b>	<b>0</b>	<b>0</b>	<b>0</b>	<b>0</b>	<b>1</b>	<b>1</b>	<b>0</b>



28

**VERNON HARGREAVES III****CORNERBACK****HT: 5-10 WT: 204****DOB: 6/3/95****NFL: 2ND YEAR****ACQ: D1-'16****COLLEGE: FLORIDA****ACQUIRED BY BUCS:**

- × Selected in the first round (11th overall) of the 2016 NFL Draft by the Buccaneers.

**AWARDS & ACCOLADES:**

- × 2016 PFWA All-Rookie Team Selection.

**2016 HIGHLIGHTS:**

- × Has started all 16 games of his career, totaling 76 tackles, including three for loss, one interception, one forced fumble and nine passes defended.
- × Started his NFL debut and recorded two tackles in season-opening win at Atlanta (9/11).
- × Started at Arizona (9/18) and recorded five tackles.
- × Posted five tackles and a pass defended vs. Los Angeles (9/25).
- × Notched a career-high seven tackles vs. Denver (10/2).
- × Recorded four tackles and one pass defended in win at Carolina (10/10). Deflected a pass, intended for the Panthers' Kelvin Benjamin, which was intercepted by Daryl Smith.
- × Collected four tackles, including one for loss, and one pass defended in win at San Francisco (10/23), helping limit San Francisco to 113 passing yards.
- × Posted a career-high eight tackles and one pass defended vs. Oakland (10/30).
- × Registered six tackles and one pass defended vs. Atlanta (11/3).
- × Recorded one tackle in 36-10 win over Chicago (11/13) and helped limit Bears to 161 net passing yards.
- × Tallied five tackles in win at Kansas City (11/20).
- × Collected five tackles, including one for loss, in helping limit Seattle to 118 net passing yards in 14-5 win (11/27).
- × Tied for team lead with seven tackles in win at San Diego (12/4). With Buccaneers trailing 14-10 with 4:32 to go in the third quarter, deflected a Philip Rivers pass, which was intercepted by Lavonte David and returned 15 yards for a touchdown.

- × Recorded first career interception (Drew Brees) and registered three tackles in win vs. New Orleans (12/11).
- × Tallied three tackles at Dallas (12/18).
- × Posted six tackles, two passes defended and first career forced fumble at New Orleans (12/24).
- × Logged five tackles in win vs. Carolina (1/1).

**COLLEGE:**

- × Started 35-of-37 career games played at Florida (2013-15), totaling 121 tackles, three tackles for loss, 28 passes defended, nine interceptions (returned 191 yards), two fumble recoveries and one forced fumble.
- × Declared for the NFL Draft following his junior season.
- × Named first-team All-Southeastern Conference (SEC) all three years, including unanimous selection following both his junior and sophomore campaigns.
- × A semifinalist for the Chuck Bednarik Award in both 2014 and 2015, presented annually to the best defensive player in the country.
- × Earned unanimous All-American status in 2015 after starting 13 games, registering 33 tackles, one tackle for loss, eight passes defended, four interceptions (returned 152 yards) and one forced fumble.
- × One of three finalists for the Jim Thorpe Award in 2015, given annually to the nation's best defensive back.
- × In 2014, started 12 games, recording 50 tackles, two tackles for loss, 16 passes defended, two interceptions and two fumble recoveries, earning All-American honors from TSN, CBS and ESPN.
- × His 1.33 passes defended per game were the third-most in the SEC.
- × As a freshman, was named third-team All-American by the Associated Press (AP), National Defensive Freshman of the Year by College Football News, first-team Freshman All-American by College Football News, Sporting News, Football Writers Association of America (FWAA), 247sports.com and Athlon Sports.
- × Played in 12 games, starting the final 10, tallying 38 tackles, 14 passes defended and three interceptions (returned 39 yards), earning SEC Newcomer of the Year honors from Athlon Sports to go along with

first-team All-SEC selection from the AP, the league's coaches, Athlon Sports and Sporting News, while being named to the Freshman All-SEC team.

## PERSONAL:

- ✕ Attended Paul R. Wharton High School (Tampa, Florida) for his final three years, where he was coached by David Mitchell.
- ✕ Played in the Under Armour All-America game, earning MVP honors.
- ✕ Earned the National Defensive Player of the Year at the 58th Touchdown Club of Columbus Awards.
- ✕ Named All-Western Conference, All-Hillsborough, All-Suncoast, All-State, Class 8A Defensive Player of the Year and the Guy Toph Award winner as Hillsborough County's top senior football player, following his senior season.
- ✕ A finalist for the 2012 Florida Dairy Farmers Mr. Football Awards.
- ✕ Chosen as the Tampa Bay Times' All-Hillsborough Defensive Player of the Year and a USA Today first-team All-American.
- ✕ His father, Vernon Hargreaves, Jr. is the linebackers coach at Arkansas.

- ✕ Born Vernon Hargreaves III on June 3, 1995 in Hartford, Connecticut.

## COMMUNITY:

- ✕ In December 2016, visited patients battling illness at All Children's Hospital in St. Petersburg to raise their spirits during the holidays.
- ✕ In December 2016, congratulated Pizzo Elementary students and teachers for winning the Florida Dairy Council Defend Your Turf Challenge, hosting Play 60 drills and sharing the importance of a healthy diet.
- ✕ In September 2016, visited Moffitt Cancer Center in Tampa to visit with families battling cancer and run Play 60 drills for the children of patients and staff.
- ✕ In June 2016, hosted a Play 60 event for children from the Jackson Heights NFL Y.E.T. Center.
- ✕ In June 2016, toured MacDill Air Force Base to greet military servicemen and servicewomen and learn about the important role that the base plays in the Tampa community and beyond.
- ✕ In May 2016, went bowling with rookie or first-year firefighters and paramedics from the City of Tampa.

## HARGREAVES' CAREER STATISTICS

YEAR	TEAM	TACKLES						INTERCEPTIONS					FUMBLES				ST TACKLES		
		GP	GS	TOT	SOLO	ASST	SK	YDS	NO	YDS	LG	TD	PD	FF	FR	YDS	T	S	A
2016	Tampa Bay	16	16	76	68	8	0.0	0.0	1	0	0	0	10	1	0	0	0	0	0
NFL Totals		16	16	76	68	8	0.0	0.0	1	0	0	0	10	1	0	0	0	0	0

## HARGREAVES' GAME-BY-GAME STATISTICS

### 2016

DATE	OPP	TACKLES						INTERCEPTIONS					FUMBLES				ST TACKLES		
		T	S	A	TFL	SK	YDS	QH	NO	YDS	LG	TD	PD	FF	FR	YDS	T	S	A
Sept. 11	@ATL	2	1	1	0	0.0	0.0	0	0	0	0	0	0	0	0	0	0	0	0
Sept. 18	@ARI	5	5	0	1	0.0	0.0	0	0	0	0	0	0	0	0	0	0	0	0
Sept. 25	LA	5	5	0	0	0.0	0.0	0	0	0	0	0	1	0	0	0	0	0	0
Oct. 2	DEN	7	6	1	0	0.0	0.0	0	0	0	0	0	0	0	0	0	0	0	0
Oct. 10	@CAR	4	2	2	0	0.0	0.0	0	0	0	0	0	1	0	0	0	0	0	0
Oct. 23	@SF	4	4	0	1	0.0	0.0	0	0	0	0	0	1	0	0	0	0	0	0
Oct. 30	OAK	8	8	0	0	0.0	0.0	0	0	0	0	0	2	0	0	0	0	0	0
Nov. 3	ATL	6	5	1	0	0.0	0.0	0	0	0	0	0	1	0	0	0	0	0	0
Nov. 13	CHI	1	1	0	0	0.0	0.0	0	0	0	0	0	0	0	0	0	0	0	0
Nov. 20	@KC	5	5	0	0	0.0	0.0	0	0	0	0	0	0	0	0	0	0	0	0
Nov. 27	SEA	5	4	1	1	0.0	0.0	0	0	0	0	0	0	0	0	0	0	0	0
Dec. 4	@SD	7	6	1	0	0.0	0.0	0	0	0	0	0	1	0	0	0	0	0	0
Dec. 11	NO	3	3	0	0	0.0	0.0	0	1	0	0	0	1	0	0	0	0	0	0
Dec. 18	@DAL	3	3	0	0	0.0	0.0	0	0	0	0	0	0	0	0	0	0	0	0
Dec. 24	@NO	6	6	0	0	0.0	0.0	0	0	0	0	0	2	1	0	0	0	0	0
Jan. 1	CAR	5	4	1	0	0.0	0.0	0	0	0	0	0	0	0	0	0	0	0	0
TOTALS		76	68	8	3	0.0	0.0	0	1	0	0	0	10	1	0	0	0	0	0

60

**JARVIS HARRISON**

GUARD

HT: 6-4 WT: 330

DOB: 12/25/91

NFL: 2ND YEAR

ACQ: FA, 2017

COLLEGE: TEXAS A&amp;M

**ACQUIRED BY BUCS:**

- × Signed by Tampa Bay as a free agent on January 5, 2017.

**ORIGINALLY ENTERED NFL:**

- × Originally entered the NFL as a fifth-round pick (152nd overall) of the New York Jets in the 2015 NFL Draft.

**CAREER HIGHLIGHTS:**

- × Spent the 2015 season between the New York Jets' active roster and practice squad, but did not appear in a game.

**COLLEGE/PERSONAL:**

- × Played in 47 games, with 38 starts, at Texas A&M (2010-14).
- × Started all 13 games as a sophomore (2014), helping an Aggies offense that led the SEC in rushing, passing scoring and total offense, while ranking third nationally in total offense and scoring offense, while quarterback Johnny Manziel earned the Heisman Trophy.
- × Majored in agricultural leadership & development.
- × Attended Navasota High School (Navasota, Texas).
- × Played two years of football, while also competing in basketball and track.
- × Son of Ramona Harrison
- × Born Jarvis Harrison on December 25, 1991.

68

**JOE HAWLEY**

**CENTER**  
**HT: 6-3 WT: 302**  
**DOB: 10/22/88**  
**NFL: 8TH YEAR**  
**ACQ: FA, 2015**  
**COLLEGE: UNLV**

**ACQUIRED BY BUCS:**

- × Signed by Tampa Bay as a free agent on September 14, 2015.

**ORIGINALLY ENTERED NFL:**

- × Originally entered the NFL as a fourth-round pick, (117th overall) of the Atlanta Falcons in the 2010 NFL Draft.

**CAREER HIGHLIGHTS:**

- × Spent five seasons with Atlanta (2010-14) before joining Tampa Bay.
- × Has played in 87 regular season games with 52 starts, and has started 1-of-2 career postseason contests, seeing time at both center and right guard.
- × In 2015, helped block for an offense that finished the season ranked fifth in the league in total offense (375.9 ypg) and fifth in rushing (134.9 ypg), while tying for the league lead in rushing average (4.8).
- × Also in 2015, was part of a unit that helped the offense to a franchise-record 6,014 net yards on the year, while also recording 2,162 rushing yards for the second-most in a single season in team history.
- × Part of an offensive line that allowed only 27 sacks in 2015, the third-fewest by a Buccaneers team since 1983 when sacks became an official statistic.
- × During his time in Atlanta, was part of an offensive line that helped block for Falcons quarterback Matt Ryan, who averaged 272.6 passing yards during that time (eighth-most in the NFL), throwing 143 touchdown passes (sixth-most in the NFL) for a 93.2 passer rating (ninth-best in the NFL), while being sacked on only 4.8 percent of his dropbacks (sixth-fewest in the NFL, min. 1,000 attempts).
- × In 2011, helped pave the way for RB Michael Turner, who led the NFC in rushing with 1,340 yards.
- × Started first career game in Week 1 of the 2011 season, at Carolina (9/11/11).
- × Made NFL debut in Week 2 of his rookie season, vs. Atlanta (9/19/10).

**2016 HIGHLIGHTS:**

- × Part of an offensive line that did not allow a sack at Atlanta (9/11).
- × Started at center at Arizona (9/18).

- × Part of an offensive unit that totaled 472 yards of offense against Los Angeles (9/25), the 10th-most in a single game in team history.
- × Started against Denver (10/2).
- × Part of an offensive line that helped block for 113 rushing yards at Carolina (10/10).
- × At San Francisco (10/23), started and was part of an offensive line that helped the team total 513 total yards of offense, tied for the fourth-most in a single game in team history, including 249 rushing yards, the fourth-most in a single game in franchise history.
- × Started against Oakland (10/30) and on Thursday Night Football against Atlanta (11/3).
- × Inactive against Chicago (11/13) with a knee injury.
- × Returned to action against Kansas City (11/20), helping block for 116 rushing yards in a Buccaneers win.
- × Part of an offensive line that blocked for 118 rushing yards and did not allow a sack against Seattle (11/27), who entered the game tied for the league lead in sacks.
- × Started in a win at San Diego (12/4).
- × Against New Orleans (12/11), was part of an offensive line that blocked for 104 rushing yards.
- × Started at center on Sunday Night Football at Dallas (12/18) and at New Orleans (12/24).
- × Started in a win against Carolina (1/1/17), helping block for 112 rushing yards.

**COLLEGE/PERSONAL**

- × Started 33-of-47 career games at UNLV (2006-09), spending time at center and right guard, including starting every game as a junior and senior.
- × Won the Rebel Spirit Award, given to the senior who showed the most toughness, positive attitude and strong commitment to his teammates.
- × Attended Esperanza High School (Anaheim, California).
- × Earned 2005 PrepStar All-West Region Honors as he helped his team to an 11-3 record and an appearance in the state finals.
- × Named Sunset League Offensive Lineman of the Year in 2005.
- × Born Joe Hawley on October 22, 1988 in Bakersfield, California.

## COMMUNITY

- × Helps sponsor "Turkey Time with the O-Line," a Thanksgiving program carried out by the offensive line which provides hundreds of Thanksgiving meals each year for local families in need.
- × Has participated in three military appreciation tours, visiting U.S. troops stationed in Diego Garcia and

Singapore (2014), Alaska (2015), and South Korea (2016) to watch the Super Bowl alongside U.S. service members and to thank them for their efforts.

- × Teamed up with Operation Homefront of Georgia to treat military families to a special night of dinner and games at Dave & Busters before Christmas in 2012.

## HAWLEY'S CAREER STATISTICS

Games/Starts: ATL: 2010: 15/0 (P:1/0); 2011: 16/12 P: (1/1); 2012: 6/0; 2013: 16/7 2014: 4/4; TB: 2015: 15/14; 2016: 15/15

Career Totals: 87/52 (P:2/2)

Miscellaneous Tackles: 9 – 3 in 2016; 2 in 2015; 1 in 2014, 2 in 2013, 1 in 2011

Fumbles-Lost: 4-1 – 1-0 in 2016; 2-1 in 2015; 1-0 in 2013

Fumble Recoveries: 1 – 1 in 2015

# 80

## D.J. HOWARD

**TIGHT END**

**HT: 6-6 WT: 251**

**DOB: 11/19/1994**

**NFL: ROOKIE**

**ACQ: 1-2017**

**COLLEGE: ALABAMA**



## ACQUIRED BY BUCS:

- × Selected in the first round (19th overall) of the 2017 NFL Draft by the Buccaneers.

## COLLEGE:

- × Played in 57 games, with 37 starts, including 28 of the final 30 of his collegiate career.
- × Finished his career with 114 receptions for 1,726 yards and seven touchdowns.
- × In two College Football Playoff National Championship Games against Clemson, totaled nine receptions for 314 yards and three touchdowns.
- × A first-team All-American selection by Pro Football Focus and a third-team selection by the Associated Press, as a senior (2016), Howard started 13-of-15 games, recording 45 catches for 595 yards and three touchdowns.
- × Earned second-team All-SEC honors from both the league's coaches and the AP
- × Was one of three finalists for the John Mackey Award, given annually to the nation's best tight end.
- × Started all 15 games as a junior (2015), catching 38 passes for 602 yards (15.8 avg.).

- × Named MVP of the National Championship Game against Clemson (1/11/16) after catching five passes for 208 yards and two touchdowns. His 208 receiving yards were the most in a bowl game by any player in Alabama history and the most by any player in a National Championship Game.
- × Played in 14 games, with three starts, as a sophomore (2014), catching 17 passes for 260 yards.
- × As a true freshman (2013), played in 13 games, with six starts, totaling 269 yards and two touchdowns on just 14 catches, averaging a team-leading 19.2 yards per catch.

## PERSONAL:

- × Attended Autauga Academy (Prattville, Alabama)
- × Participated in the 2013 Under Armour All-America Game.
- × Top tight end prospect in the country, rated as a five-star prospect and the No. 7 prospect nationally in the Rivals 100.
- × Born O'Terrius Jabari Howard on November 19, 1994.

**COMMUNITY:**

- × In July 2017, hosted the inaugural "Got Da Juice" backpack drive and community day in his hometown for 300 children.
- × Served as a special guest at the annual "Sneaker Soiree" fundraiser for the Tampa Bay Sports Commission in June 2017.
- × In June 2017, toured MacDill Air Force Base to greet military servicemen and servicewomen and learn about the important role that the base plays in the Tampa community and beyond.
- × In June 2017, went go-karting with first-year members from Tampa Fire Rescue.

**15****JOSH HUFF**

**WIDE RECEIVER**  
**HT: 5-11 WT: 206**  
**DOB: 10/14/91**  
**NFL: 4TH YEAR**  
**ACQ: FA, 2016**  
**COLLEGE: OREGON**

**ACQUIRED BY BUCS:**

- × Signed to Tampa Bay's practice squad on November 7, 2016.

**ORIGINALLY ENTERED NFL:**

- × Originally entered the NFL as a third-round pick, (86th overall) of the Philadelphia Eagles in the 2014 NFL Draft.

**CAREER HIGHLIGHTS:**

- × Has played in 37 regular season games with six starts, recording 51 receptions for 523 yards and four touchdowns, while also returning 48 kickoffs for 1,237 yards (25.8 avg.) and two touchdowns.
- × Played for Philadelphia (2014-16) before joining Tampa Bay.
- × Made first start against N.Y. Giants (10/19/15).
- × Caught first career touchdown against New Orleans (10/11/15), finishing the day with a career-high 78 receiving yards.
- × Notched first career kickoff return for a touchdown against Tennessee (11/23/14) returning it 107 yards, the longest kickoff return in Philadelphia history.
- × Made NFL debut against St. Louis (10/5/14).

**2016 HIGHLIGHTS:**

- × Signed to Tampa Bay's practice squad on November 7, 2016. Promoted to active roster on December 6.
- × Played seven games, with two starts, catching 13 passes for 72 yards and a touchdown, while returning seven kickoffs for 252 yards and one touchdown.

- × Caught his first touchdown of the season at Detroit (10/9).
- × Earned NFC Special Teams Player of the Week award after a 98-yard kickoff return for a touchdown against Minnesota (10/23).
- × Returned a kickoff 53 yards at Dallas (10/30).
- × Made Buccaneers debut in a win against New Orleans (12/11), catching one pass for 17 yards and rushing once for five yards.
- × Returned three kickoffs for 55 yards on Sunday Night Football at Dallas (12/18).
- × Caught two passes for 24 yards at New Orleans (12/24).
- × Did not play against Carolina (1/17/17).

**COLLEGE/PERSONAL:**

- × Played four seasons at Oregon (2010-13), catching 144 passes for 2,366 receiving yards (16.4 avg.) and 24 touchdowns, tying for the school record.
- × Also rushed for 242 yards and two touchdowns on 18 carries (13.4 avg.) and returned 43 kickoffs for 988 yards (23.0 avg.).
- × Named honorable mention All-Pac-12 in 2013 & 2012.
- × As a senior, set school records with 1,140 receiving yards and 12 touchdowns on 62 receptions (18.4 avg.).
- × Attended Nimitz High School (Houston, Texas), earning Class 5A second-team all-district on offense.
- × Born Josh Huff on October 14, 1991.

## HUFF'S CAREER STATISTICS

YEAR	TEAM	RECEIVING						RUSHING					
		GP	GS	NO	YDS	AVG	LG	TD	ATT	YDS	AVG	LG	TD
2014	Philadelphia	12	0	8	98	12.3	44	0	1	7	7.0	7	0
2015	Philadelphia	15	4	27	312	11.6	41t	3	0	0	-	-	0
2016	PHI/TB	10	2	16	113	7.1	17	1	4	15	3.3	10	0
NFL Totals		37	6	51	523	10.3	44	4	5	22	4.4	10	0

YEAR	TEAM	KICKOFF RETURNS					PUNT RETURNS					
		NO	YDS	AVG	LG	TD	NO	FC	YDS	AVG	LG	TD
2014	Philadelphia	14	415	29.6	107t	1	0	0	0	-	-	0
2015	Philadelphia	21	498	23.7	49	0	0	0	0	-	-	0
2016	PHI/TB	13	324	24.9	98t	1	0	0	0	-	-	0
Totals		48	1,237	25.8	49	2	0	0	0	-	-	0

## HUFF'S GAME-BY-GAME STATISTICS

2016		RECEIVING					RUSHING				
DATE	OPP	NO	YDS	AVG	LG	TD	ATT	YDS	AVG	LG	TD
Sept. 11	CLE*	0	0	-	-	0	0	0	-	-	0
Sept. 18	@CHI*	1	-1	-1.0	-1	0	1	0	0.0	0	0
Sept. 25	PIT*	4	20	5.0	11	0	0	0	-	-	0
Oct. 9	@DET*	3	5	1.7	2	1	2	10	5.0	10	0
Oct. 16	@WAS*	0	0	-	-	0	0	0	-	-	0
Oct. 23	MIN*	4	39	9.8	14	0	0	0	-	-	0
Oct. 30	@DAL*	1	9	9.0	9	0	0	0	-	-	0
Nov. 3	ATL										
Nov. 13	CHI										
Nov. 20	@KC										
Nov. 27	SEA										
Dec. 4	@SD										
Dec. 11	NO	1	17	17.0	17	0	1	5	5.0	5	0
Dec. 18	@DAL	0	0	-	-	0	0	0	-	-	0
Dec. 24	@NO	2	24	12.0	12	0	0	0	-	-	0
Jan. 1	CAR										
TOTALS		16	113	7.1	17	1	4	15	3.8	10	0

2016		KICKOFF RETURNS						PUNT RETURNS				
DATE	OPP	NO	YDS	AVG	LG	TD	NO	FC	YDS	AVG	LG	TD
Sept. 11	CLE*	0	0	-	-	0	0	0	0	-	-	0
Sept. 18	@CHI*	1	27	27.0	27	0	0	0	0	-	-	0
Sept. 25	PIT*	1	23	23.0	23	0	0	0	0	-	-	0
Oct. 9	@DET*	1	17	17.0	17	0	0	0	0	-	-	0
Oct. 16	@WAS*	1	25	25.0	25	0	0	0	0	-	-	0
Oct. 23	MIN*	1	98	98.0	98t	1	0	0	0	-	-	0
Oct. 30	@DAL*	2	62	31	53	0	0	0	0	-	-	0
Nov. 3	ATL					Not With Team Practice Squad						
Nov. 13	CHI											
Nov. 20	@KC											
Nov. 27	SEA											
Dec. 4	@SD					Practice Squad						
Dec. 11	NO	1	0	0.0	0	0	0	0	0	-	-	0
Dec. 18	@DAL	3	55	18.3	26	0	0	0	0	-	-	0
Dec. 24	@NO	2	17	8.5	17	0	0	0	0	-	-	0
Jan. 1	CAR											
TOTALS		13	324	24.9	98t	1	0	0	0	-	-	0



## 2015 (W/PHILADELPHIA)

DATE	OPP	NO	RECEIVING				ATT	RUSHING			
			YDS	AVG	LG	TD		YDS	AVG	LG	TD
Sept. 14	@ATL	2	19	9.5	13	0	0	0	-	-	0
Sept. 20	DAL	2	20	10.0	11	0	0	0	-	-	0
Sept. 27	@NYJ					Inactive					
Oct. 4	@WAS	0	0	-	-	0	0	0	-	-	0
Oct. 11	NO	4	78	19.5	41t	1	0	0	-	-	0
Oct. 19	NYG	3	19	6.3	15	0	0	0	-	-	0
Oct. 25	@CAR	2	5	2.5	6	0	0	0	-	-	0
Nov. 8	@DAL	2	10	5.0	5	0	0	0	-	-	0
Nov. 15	MIA	3	23	7.7	16	1	0	0	-	-	0
Nov. 22	TB	1	39	39.0	39t	1	0	0	-	-	0
Nov. 26	@DET	1	11	11.0	11	0	0	0	-	-	0
Dec. 6	@NE	0	0	-	-	0	0	0	-	-	0
Dec. 13	BUF	2	28	14.0	18	0	0	0	-	-	0
Dec. 20	ARI	4	52	13.0	22	0	0	0	-	-	0
Dec. 26	WAS	1	8	8.0	8	0	0	0	-	-	0
Jan. 3	@NYG	0	0	-	-	0	0	0	-	-	0
<b>TOTALS</b>		<b>27</b>	<b>312</b>	<b>11.6</b>	<b>41t</b>	<b>3</b>	<b>0</b>	<b>0</b>	<b>-</b>	<b>-</b>	<b>0</b>

## 2015 (W/PHILADELPHIA)

DATE	OPP	NO	KICKOFF RETURNS				TD	PUNT RETURNS			
			YDS	AVG	LG	TD		NO	FC	YDS	AVG
Sept. 14	@ATL	0	0	-	-	0	0	0	0	0	-
Sept. 20	DAL	1	21	21.0	21	0	0	0	0	0	-
Sept. 27	@NYJ					Inactive					
Oct. 4	@WAS	0	0	-	-	0	0	0	0	0	-
Oct. 11	NO	1	40	40.0	40	0	0	0	0	0	-
Oct. 19	NYG	1	21	21.0	21	0	0	0	0	0	-
Oct. 25	@CAR	0	0	-	-	0	0	0	0	0	-
Nov. 8	@DAL	0	0	-	-	0	0	0	0	0	-
Nov. 15	MIA	1	31	31.0	31	0	0	0	0	0	-
Nov. 22	TB	4	96	24.0	39	0	0	0	0	0	-
Nov. 26	@DET	0	0	-	-	0	0	0	0	0	-
Dec. 6	@NE	2	35	17.5	19	0	0	0	0	0	-
Dec. 13	BUF	3	56	18.7	22	0	0	0	0	0	-
Dec. 20	ARI	5	118	23.6	39	0	0	0	0	0	-
Dec. 26	WAS	2	65	32.5	49	0	0	0	0	0	-
Jan. 3	@NYG	1	15	15.0	15	0	0	0	0	0	-
<b>TOTALS</b>		<b>21</b>	<b>498</b>	<b>23.7</b>	<b>49</b>	<b>0</b>	<b>0</b>	<b>0</b>	<b>0</b>	<b>0</b>	<b>-</b>

## 2014 (W/PHILADELPHIA)

2014 (W/PHILADELPHIA)		RECEIVING					RUSHING				
DATE	OPP	NO	YDS	AVG	LG	TD	ATT	YDS	AVG	LG	TD
Sept. 7	JAC					Inactive					
Sept. 15	@IND					Inactive					
Sept. 21	WAS					Inactive					
Sept. 28	@SF					Inactive					
Oct. 5	STL	1	4	4.0	11	0	0	0	-	-	0
Oct. 12	NYG	0	0	-	-	0	0	0	-	-	0
Oct. 26	@ARI	1	12	12.0	12	0	0	0	-	-	0
Nov. 2	@HOU	3	26	8.7	10	0	0	0	-	-	0
Nov. 10	CAR	0	0	-	-	0	0	0	-	-	0
Nov. 16	@GB	0	0	-	-	0	0	0	-	-	0
Nov. 23	TEN	0	0	-	-	0	0	0	-	-	0
Nov. 27	@DAL	0	0	-	-	0	1	7	7.0	7	0
Dec. 7	SEA	0	0	-	-	0	0	0	-	-	0
Dec. 14	DAL	1	44	44.0	44	0	0	0	-	-	0
Dec. 20	@WAS	0	0	-	-	0	0	0	-	-	0
Dec. 28	@NYG	1	6	6.0	6	0	0	0	-	-	0
TOTALS		7	92	13.1	44	0	1	7	7.0	7	0

2014 (W/PHILADELPHIA)

DATE	OPP	NO	YDS	AVG	LG	TD	NO	FC	YDS	AVG	LG	TD
Sept. 7	JAC						Inactive					
Sept. 15	@IND						Inactive					
Sept. 21	WAS						Inactive					
Sept. 28	@SF						Inactive					
Oct. 5	STL	0	0	-	-	0	0	0	0	-	-	0
Oct. 12	NYG	0	0	-	-	0	0	0	0	-	-	0
Oct. 26	@ARI	1	26	26.0	26	0	0	0	0	-	-	0
Nov. 2	@HOU	2	41	20.5	25	0	0	0	0	-	-	0
Nov. 10	CAR	0	0	-	-	0	0	0	0	-	-	0
Nov. 16	@GB	0	0	-	-	0	0	0	0	-	-	0
Nov. 23	TEN	1	107	107.0	107t	1	0	0	0	-	-	0
Nov. 27	@DAL	0	0	-	-	0	0	0	0	-	-	0
Dec. 7	SEA	3	93	31.0	46	0	0	0	0	-	-	0
Dec. 14	DAL	3	54	18.0	26	0	0	0	0	-	-	0
Dec. 20	@WAS	3	65	21.7	23	0	0	0	0	-	-	0
Dec. 28	@NYG	1	29	29.0	29	0	0	0	0	-	-	0
TOTALS		14	415	29.6	107t	1	0	0	0	-	-	0

11

# ADAM HUMPHRIES

WIDE RECEIVER  
HT: 5-11 WT: 195  
DOB: 6/24/93  
NFL: 3RD YEAR  
ACQ: FA-'15  
COLLEGE: CLEMSON



## ACQUIRED BY BUCS:

- × Signed by Tampa Bay as a college free agent on May 11, 2015

## CAREER HIGHLIGHTS:

- × Has played in 28 career games, with four starts, catching 82 passes for 882 yards and three touchdowns, while returning 24 punts for 237 yards.
- × Had a career-high 10 receptions against Carolina (1/1/17).
- × Registered first 100-yard receiving game against Los Angeles (9/25/16).
- × Started first career game at Atlanta (9/11/16)
- × Recorded first career touchdown reception vs. New Orleans (12/13/15).
- × Saw first NFL action vs. Tennessee (9/13/15), recording his first receptions.

## 2016 HIGHLIGHTS:

- × On the season had 55 receptions for 622 yards and two touchdowns, with 24 punt returns for 237 yards.
- × Caught three passes for 34 yards and rushed once for seven yards at Atlanta (9/11). Also served as the team's primary punt returner, but did not return any punts.
- × Recorded 67 receiving yards on six catches at Arizona (9/18), while returning five punts for 43 yards (8.6 avg.), including a 25-yarder.
- × Registered his first career 100-yard receiving game against Los Angeles (9/25), finishing the contest with career-highs in catches (nine) and receiving yards (100), including a career-long 31 yard catch.
- × Along with Mike Evans (132 receiving yards vs. LA), became the first Buccaneers teammates to reach the 100 yard mark in the same game since 2014 (Vincent Jackson & Louis Murphy at Chicago, 11/23/14).

- x Caught one pass for four yards against Denver (10/2), while also returning three punts for 37 yards (12.3 avg.).
- x At Carolina (10/10), caught a two-point conversion in the third quarter, tying the game, while also adding one 11-yard reception and one punt return for 12 yards.
- x Caught two passes for 17 yards, rushed once for six yards, returned one kickoff for 17 yards and returned two punts for 15 yards at San Francisco (10/23).
- x Had a career-long 42-yard reception against Oakland (10/30) and finished the day with a team-leading 58 receiving yards.
- x Registered his first receiving touchdown of the season on Thursday Night Football against Atlanta (11/3), catching five passes for 46 yards.
- x Against Chicago (11/13), caught five passes for 46 yards.
- x Caught four passes for 47 yards in a win at Kansas City (11/20).
- x In a win vs. Seattle (11/27), caught one pass for 18 yards, rushed twice for three yards and returned three punts for 48 yards.
- x Recorded two catches for 19 yards before exiting the game with a concussion in a win at San Diego (12/4).
- x Inactive with a concussion against New Orleans (12/11).
- x Caught two passes for 49 yards, including a 42-yard touchdown pass, on Sunday Night Football at Dallas (12/18).
- x At New Orleans (12/24), caught a 12-yard pass and returned two punts for 24 yards.
- x Set a career-high in receptions, with 10, while leading the team and posting a game-high 94 receiving yards in a win against Carolina (1/1/17).
- x Caught 41 passes for 483 yards (11.8 avg.) and two touchdowns as junior (2013), while returning 20 punts for 212 yards (10.6 avg.) over 13 games, with 10 starts.
- x Had a career game against Syracuse (10/5/13), catching three passes for 118 yards (39.3 avg.) and two touchdowns, while adding 40 yards on four punt returns, earning special teams player of the game honors.
- x An ACC Academic Honor Roll member as a sophomore (2012), finishing the season with 41 receptions for 280 yards and one touchdown, adding 12 rushing yards on three carries and 18 punt returns for 86 yards.
- x Caught his first career touchdown against Maryland (11/10/12).
- x As a true freshman (2011), caught 15 passes for 130 yards and rushed twice for seven yards.
- x Graduated with a degree in parks, recreation and tourism management.
- x Attended Dorman High School (Roebuck, South Carolina).
- x Played in the Shrine Bowl following his senior season, when he helped his team to a 14-1 record and an appearance in the state championship game.
- x No. 19 player in South Carolina by Super Prep and the Hometown News Player of the Year.
- x Also played on high school basketball team.
- x Born Adam Humphries on June 24, 1993 in Spartanburg, South Carolina.

## COMMUNITY:

## COLLEGE/PERSONAL:

- x Played in 53 games at Clemson (2011-14), with 27 starts, totaling 127 receptions for 1,097 yards (8.6 avg.) and three touchdowns, 10 carries for 24 yards and one touchdown and 69 punt returns for 476 yards (6.9 avg.) and one touchdown.
- x Tied for the fourth-most games played in school history.
- x Named a permanent co-captain as a senior (2014), recording 30 receptions for 204 yards, five carries for five yards and one touchdown and 31 punt returns for 178 yards and one touchdown.
- x Notched his first career rushing touchdown against South Carolina State (9/6/14)
- x Named national punt returner-of-the-week by the College Football Performance Awards and ACC Specialist of the Week after scoring on a 72-yard punt return against Louisville (10/11/14), his first career punt return touchdown.
- x In September 2016, represented the Buccaneers at the opening of "Glazer Family Field" at the Jackson Heights NFL YET Center.
- x In September 2016, visited Buccaneers Academy Tampa Bay Boulevard Elementary School to present NFL Flag kits and run students through football drills.
- x In December 2015, visited patients battling injury and illness at All Children's Hospital in St. Petersburg.
- x In November 2015, congratulated students at Pinellas Park Middle School for winning the Fuel Up To Play 60 "Defend Your Turf Challenge" through a special assembly and P.E. class.
- x In September 2015, served lunch to more than 250 hungry and homeless men and women at Trinity Café.
- x In July 2015, went bowling with rookie or first-year firefighters and paramedics.
- x In May 2015, toured MacDill Air Force Base to greet military servicemen and servicewomen and learn about the important role that the base plays in the Tampa community.
- x In May 2015, visited wounded warriors recovering from injury and illness at James A. Haley Veterans' Hospital in Tampa.

## HUMPHRIES' CAREER STATISTICS

YEAR	TEAM	GP	GS	RECEIVING				LG	TD	ATT	RUSHING			
				NO	YDS	AVG					YDS	AVG	LG	TD
2015	Tampa Bay	13	0	27	260	9.6		27	1	0	0	-	-	0
2016	Tampa Bay	15	4	55	622	11.3		42t	2	5	18	3.6	7	0
NFL Totals		28	4	82	882	10.8		42t	3	5	18	3.6	7	0

YEAR	TEAM	NO	YDS	KICKOFF RETURNS			NO	PUNT RETURNS				LG	TD
				AVG	LG	TD		FC	YDS	AVG			
2016	Tampa Bay	3	38	12.7	17	0	24	22	237	9.9		25	0
Totals		3	38	12.7	17	0	24	22	237	9.9		25	0

## HUMPHRIES' GAME-BY-GAME STATISTICS

2016 DATE	OPP	NO	YDS	RECEIVING				ATT	YDS	RUSHING			
				AVG	LG	TD				AVG	LG	TD	
Sept. 11	@ATL	3	34	11.3	26	0		1	7	7.0	7	0	
Sept. 18	@ARI	6	67	11.2	24	0		0	0	-	-	0	
Sept. 25	LA	9	100	11.1	31	0		0	0	-	-	0	
Oct. 2	DEN	1	4	4.0	4	0		0	0	-	-	0	
Oct. 10	@CAR	1	11	11.0	11	0		0	0	-	-	0	
Oct. 23	@SF	2	17	8.5	11	0		1	6	6.0	6	0	
Oct. 30	OAK	3	58	19.3	42	0		0	0	-	-	0	
Nov. 3	ATL	5	46	9.2	12	1		0	0	-	-	0	
Nov. 13	CHI	5	46	9.2	14	0		1	2	2.0	2	0	
Nov. 20	@KC	4	47	11.8	18	0		0	0	-	-	0	
Nov. 27	SEA	1	18	18.0	18	0		2	3	1.5	8	0	
Dec. 4	@SD	2	19	9.5	12	0		0	0	-	-	0	
Dec. 11	NO						Inactive						
Dec. 18	@DAL	2	49	24.5	42t	1		0	0	-	-	0	
Dec. 24	@NO	1	12	12.0	12	0		0	0	-	-	0	
Jan. 1	CAR	10	94	9.4	28	0		0	0	-	-	0	
TOTALS		55	622	11.3	42t	2		5	18	3.6	7	0	

2016 DATE	OPP	NO	YDS	KICKOFF RETURNS			NO	FC	PUNT RETURNS				TD
				AVG	LG	TD			YDS	AVG	LG		
Sept. 11	@ATL	1	12	12.0	12	0	0	4	0	-	-	0	
Sept. 18	@ARI	0	0	-	-	0	5	1	43	8.6	25	0	
Sept. 25	LA	0	0	-	-	1	2	1	26	13.0	13	0	
Oct. 2	DEN	0	0	-	-	0	3	2	37	12.3	15	0	
Oct. 10	@CAR	0	0	-	-	0	1	1	12	12.0	12	0	
Oct. 23	@SF	1	17	17.0	17	0	2	3	15	7.5	15	0	
Oct. 30	OAK	0	0	-	-	0	1	1	0	0.0	0	0	
Nov. 3	ATL	0	0	-	-	0	0	0	0	-	-	0	
Nov. 13	CHI	0	0	-	-	0	1	3	5	5.0	5	0	
Nov. 20	@KC	1	9	9.0	9	0	1	1	13	13.0	13	0	
Nov. 27	SEA	0	0	-	-	0	3	1	48	16.0	24	0	
Dec. 4	@SD	0	0	-	-	0	1	0	7	7.0	7	0	
Dec. 11	NO						Inactive						
Dec. 18	@DAL	0	0	-	-	0	0	2	0	-	-	0	
Dec. 24	@NO	0	0	-	-	0	2	1	24	12.0	18	0	
Jan. 1	CAR	0	0	-	-	0	2	1	7	3.5	7	0	
TOTALS		3	38	12.7	17	0	24	22	237	9.9	25	0	

## 2015

DATE	OPP	NO	YDS	RECEIVING			TD	ATT	YDS	RUSHING			TD
				AVG	LG					AVG	LG		
Sept. 13	TEN	2	14	7.0	12		0	0	0	-	-		0
Sept. 20	@NO	0	0	-	-		0	0	0	-	-		0
Sept. 27	@HOU						Inactive						
Oct. 4	CAR	0	0	-	-		0	0	0	-	-		0
Oct. 11	JAC						Practice Squad						
Oct. 25	@WAS						Practice Squad						
Nov. 1	@ATL	3	14	4.7	6		0	0	0	-	-		0
Nov. 8	NYG	5	55	11.0	16		0	0	0	-	-		0
Nov. 15	DAL	2	25	12.5	19		0	0	0	-	-		0
Nov. 22	@PHI	4	50	12.5	27		0	0	0	-	-		0
Nov. 29	@IND	2	20	10.0	11		0	0	0	-	-		0
Dec. 6	ATL	1	6	6.0	6		0	0	0	-	-		0
Dec. 13	NO	1	6	6.0	6t		1	0	0	-	-		0
Dec. 17	@STL	6	60	10.0	14		0	0	0	-	-		0
Dec. 27	CHI	1	10	10.0	10		0	0	0	-	-		0
Jan. 3	@CAR	0	0	-	-		0	0	0	-	-		0
<b>TOTALS</b>		<b>27</b>	<b>260</b>	<b>9.6</b>	<b>27</b>		<b>1</b>	<b>0</b>	<b>0</b>	<b>-</b>	<b>-</b>		<b>0</b>

11

## DESEAN JACKSON

WIDE RECEIVER

HT: 5-10 WT: 175

DOB: 12/1/86

NFL: 10TH YEAR

ACQ: UFA (WAS), 2017

COLLEGE: CALIFORNIA



## ACQUIRED BY BUCS:

- × Signed by Tampa Bay on March 9, 2017 as an unrestricted free agent from Washington Redskins.

## ORIGINALLY ENTERED NFL:

- × Originally entered the NFL as a second-round pick (49th overall) of the Philadelphia Eagles in the 2008 NFL Draft.

## AWARDS &amp; ACCOLADES:

- × 3x Pro Bowl Selection (2009, 2010, 2013)
- × Sporting News First-Team All-Pro (2009)
- × Associated Press Second-Team All-Pro (2009)
- × Offensive Player of the Week (Week 5 2013, Week 14 2010, Week 7 2009)
- × Special Teams Player of the Week (Week 14 2009, Week 1 2009)
- × 2x Offensive Player of the Month (September 2009, December 2009)

## CAREER HIGHLIGHTS:

- × Has started 123-of-126 career games played, catching 498 passes for 8,819 yards (17.7 avg.) and 46 touchdowns, while rushing 61 times for 380 yards and three touchdowns. Also has 134 punt returns for 1,289 yards and four touchdowns.
- × Started all seven career postseason games he has played in, catching 21 passes for 338 yards and two touchdowns.
- × In 2009, became the first player in NFL history to earn a Pro Bowl berth at two positions (wide receiver & punt returner).
- × One of only two players in NFL history to have recorded a rushing touchdown, receiving touchdown and a punt return touchdown in each of his first three seasons, joining Dick Todd (1939-41).
- × Has led the NFL in receiving average three times (2010, 2014 and 2016).

- x His 8,819 receiving yards are the fifth-most among active receivers.
- x Has posted five 1,000-yard receiving seasons, recording 1,156 in 2009, 1,056 in 2010, 1,332 in 2013, 1,169 in 2014 and 1,005 in 2016.
- x Has 32 career 100-yard receiving games, the fifth-most among active receivers.
- x Recorded a career-high 10 catches at Minnesota (12/15/13).
- x Caught two touchdown passes at Tampa Bay (10/13/13), a career-high.
- x Had a career-best 210 receiving yards at Dallas (12/12/10), highlighted by a career-long reception of 91 yards for a touchdown.
- x Rushed for a 67-yard touchdown at Washington (10/26/09), a career-long rush.
- x Had a regular season career-high 106 punt return yards at Carolina (9/13/09), including an 85-yard return for a touchdown that stands as a career-long.
- x Started in postseason debut, at Minnesota (1/4/09), registering a career-best 109 punt return yards, while adding 34 receiving yards.
- x Scored first career punt return touchdown against Washington (10/5/08).
- x Caught first career touchdown at Chicago (9/28/08).
- x Started in NFL debut against St. Louis (9/7/08), catching six passes for 106 yards.

## 2016 HIGHLIGHTS:

- x Spent the season with the Washington Redskins.
- x Started all 15 games he played in, catching 56 passes for 1,005 yards (17.9 avg.) and four touchdowns.
- x His 17.9 yards per catch led the NFL.
- x In a Week 1 matchup against Pittsburgh (9/12/16), caught six passes for a team-leading 102 yards.
- x Caught first touchdown of the season in Week 3 at N.Y. Giants (9/25/16), a 44-yard scoring catch. Finished the game with five catches for a team-leading 96 yards.
- x Recorded a receiving touchdown in a 42-24 victory over Green Bay (11/20/16).
- x Notched four catches for 118 yards and a touchdown at Dallas (11/24/16) on Thanksgiving Day, leading the team in receiving yards.
- x Had a season-long 80-yard reception for a touchdown at Philadelphia (12/11/16), finishing the day with three catches for 102 yards (34.0 avg.).

- x Caught a season-high seven passes for 111 yards against Carolina (12/19/16).
- x At Chicago in Week 16 (12/24/16), had five catches for 114 yards (22.8 avg.).

## COLLEGE/PERSONAL:

- x Started 34-of-36 games at California (2005-07), catching 162 passes for 2,423 yards (15.0 avg.) with 22 touchdowns, while rushing 24 times for 199 yards and one touchdown. Also returned 38 career punts for 633 yards (16.7 avg.) and six touchdowns.
- x As a junior (2007), caught 65 passes for 762 yards (11.7 avg.) and six touchdowns, earning first-team AFCA All-American honors and second-team All-Pac-10 honors at both receiver and punt returner.
- x Earned the inaugural Randy Moss Award as the top returner in the country as a sophomore in 2006, leading the NCAA with an 18.2 return average and setting both school and league records with four touchdowns on 25 punt returns for a school-record 455 yards.
- x Named first-team All-Pac-10 at receiver and punt returner after starting all 13 games, catching 59 passes for 1,060 yards (18.0 avg.) and nine touchdowns.
- x As a true freshman in 2005, started 10-of-11 games, catching 38 passes for 601 yards (15.8 avg.) and seven touchdowns.
- x Majored in social welfare.
- x Attended Long Beach Polytechnic High School (Long Beach, California).
- x Earned the 2004 Glenn Davis Award from the Los Angeles Times as Southern California's Player of the Year.
- x Named U.S. Army All-American Bowl MVP.
- x Created the DeSean Jackson Foundations for Pancreatic Cancer in honor of his father Bill, who passes away from pancreatic cancer in 2009. The foundations raises money and awareness and also works to improve the quality of life for patients and their immediate family members.
- x Founder and CEO of Jaccpot Records.
- x Has four older brothers that played football in college – Byron (San Jose State), Derrick (Idaho State), Travis (Utah State) and Jay (Santa Monica Junior College). Also has an older sister, Adreea.
- x Born DeSean Jackson on December 1, 1986.

## JACKSON'S CAREER STATISTICS

YEAR	TEAM	RECEIVING						RUSHING					
		GP	GS	NO	YDS	AVG	LG	TD	ATT	YDS	AVG	LG	TD
2008	Philadelphia	16	15	62	912	14.7	60	2	17	96	5.6	21	1
2009	Philadelphia	15	15	62	1,156	18.6	71t	9	11	137	12.5	67t	1
2010	Philadelphia	14	14	47	1,056	22.5	91t	6	16	104	6.5	31t	1
2011	Philadelphia	15	15	58	961	16.6	62t	4	7	41	5.9	18	0
2012	Philadelphia	11	11	45	700	15.6	77t	2	3	-7	-2.3	5	0
2013	Philadelphia	16	16	82	1,332	16.2	61t	9	3	2	0.7	8	0
2014	Washington	15	13	56	1,169	20.9	81t	6	4	7	1.8	9	0
2015	Washington	9	9	30	528	17.6	77t	4	0	0	-	-	0
2016	Washington	15	15	56	1,005	17.9	80t	4	0	0	-	-	0
NFL Totals		126	123	498	8,819	17.7	91t	46	61	380	6.2	67t	3

YEAR	TEAM	KICKOFF RETURNS						PUNT RETURNS					
		NO	YDS	AVG	LG	TD		NO	FC	YDS	AVG	LG	TD
2008	Philadelphia	1	12	12.0	12	0		50	16	440	8.8	68t	1
2009	Philadelphia	1	0	0.0	0	0		29	15	441	15.2	85t	2
2010	Philadelphia	0	0	-	-	0		20	8	231	11.6	65t	1
2011	Philadelphia	1	7	7.0	7	0		17	12	114	6.7	51	0
2012	Philadelphia	0	0	-	-	0		1	0	-3	-3.0	-3	0
2013	Philadelphia	1	10	10.0	10	0		14	8	71	5.1	32	0
2014	Washington	0	0	-	-	0		1	2	0	0.0	0	0
2015	Washington	1	8	8.0	8	0		2	1	-5	-2.5	2	0
2016	Washington	0	0	-	-	0		0	0	0	-	-	0
Totals		3	38	12.7	17	0		24	22	237	9.9	25	0

### SINGLE-GAME HIGHS

**Receptions:** 10, at Minnesota, 12/15/13 (w/Philadelphia)  
**Receiving Yards:** 210 at Dallas, 12/12/10 (w/Philadelphia)  
**Receiving TDs:** 2, at Tampa Bay, 10/13/13 (w/Philadelphia)  
**Long Reception:** 91t, at Dallas, 12/12/10 (w/Philadelphia)  
 32 100-Yard Receiving Games  
**Punt Return Yards:** 109, at Minnesota, 1/4/09\* (w/Philadelphia)  
**Punt Return TD:** 1, four times, last at N.Y. Giants, 12/19/10 (w/Philadelphia)

### ADDITIONAL STATS

**Fumbles-Lost:** 16-7 – 1-1 in 2015, 1-0 in 2013, 1-0 in 2012, 1-1 in 2011, 4-1 in 2010, 3-1 in 2009, 5-3 in 2008  
**Misc. Tackles:** 18 – 1 in 2016, 2 in 2014, 1 in 2013, 1 in 2012, 5 in 2011, 1 in 2010, 3 in 2009, 4 in 2008\*\*\*)  
**Special Teams Tackles:** 2 – 1 in 2015, 1 in 2011  
**Forced Fumbles:** 1 – 1 in 2007\*  
 \*2008 NFC Divisional Round Game (w/PHI)  
 ^2008 NFC Championship Game (w/PHI)

## JACKSON'S GAME-BY-GAME STATISTICS

### 2016 (w/WASHINGTON)

DATE	OPP	NO	YDS	RECEIVING				ATT	YDS	RUSHING			
				AVG	LG	TD				AVG	LG	TD	
Sept. 12	PIT	6	102	17.0	33	0		0	0	-	-	0	
Sept. 18	DAL	3	40	13.3	28	0		0	0	-	-	0	
Sept. 25	@NYG	5	96	19.2	44t	1		0	0	-	-	0	
Oct. 2	CLE	1	5	5.0	5	0		0	0	-	-	0	
Oct. 9	@BAL	3	35	11.7	27	0		0	0	-	-	0	
Oct. 16	PHI	4	55	13.8	35	0		0	0	-	-	0	
Oct. 23	@DET	5	35	7.0	12	0		0	0	-	-	0	
Oct. 30	@CIN	3	48	16.0	38	0		0	0	-	-	0	
Nov. 13	MIN					Inactive							
Nov. 20	GB	4	51	12.8	17t	1		0	0	-	-	0	
Nov. 24	@DAL	4	118	29.5	67t	1		0	0	-	-	0	
Dec. 4	@ARI	1	59	59.0	59	0		0	0	-	-	0	
Dec. 11	@PHI	3	102	34.0	80t	1		0	0	-	-	0	
Dec. 19	CAR	7	111	15.9	23	0		0	0	-	-	0	
Dec. 24	@CHI	5	114	22.8	57	0		0	0	-	-	0	
Jan. 1	NYG	2	34	17.0	23	0		0	0	-	-	0	
TOTALS		56	1,005	17.9	62t	4		0	0	-	-	0	



## 2015 (W/WASHINGTON)

DATE	OPP	NO	RECEIVING				ATT	RUSHING			
			YDS	AVG	LG	TD		YDS	AVG	LG	TD
Sept. 13	MIA	0	0	-	-	0	0	0	-	-	0
Sept. 20	STL					Inactive					
Sept. 24	@NYG					Inactive					
Oct. 4	PHI					Inactive					
Oct. 11	@ATL					Inactive					
Oct. 18	@NYJ					Inactive					
Oct. 25	TB					Inactive					
Nov. 8	@NE	3	15	5.0	9	0	0	0	-	-	0
Nov. 15	NO	2	44	22.0	42	0	0	0	-	-	0
Nov. 22	@CAR	5	87	17.4	56t	1	0	0	-	-	0
Nov. 29	NYG	2	66	33.0	63t	1	0	0	-	-	0
Dec. 7	DAL	6	80	13.3	28t	1	0	0	-	-	0
Dec. 13	@CHI	2	43	21.5	29	0	0	0	-	-	0
Dec. 20	BUF	6	153	25.5	77t	1	0	0	-	-	0
Dec. 26	@PHI	4	40	10.0	22	0	0	0	-	-	0
Jan. 3	@DAL					Inactive					
<b>TOTALS</b>		<b>30</b>	<b>528</b>	<b>17.6</b>	<b>77t</b>	<b>4</b>	<b>0</b>	<b>0</b>	<b>-</b>	<b>-</b>	<b>0</b>
<b>PLAYOFFS</b>											
Jan. 10	GB	2	17	8.5	14	0	0	0	-	-	0
<b>TOTALS</b>		<b>2</b>	<b>17</b>	<b>8.5</b>	<b>14</b>	<b>0</b>	<b>0</b>	<b>0</b>	<b>-</b>	<b>-</b>	<b>0</b>

## 2014 (W/WASHINGTON)

DATE	OPP	NO	RECEIVING				ATT	RUSHING			
			YDS	AVG	LG	TD		YDS	AVG	LG	TD
Sept. 7	@HOU	8	62	7.8	17	0	1	-9	-9.0	-9	0
Sept. 14	JAX	1	19	19.0	19	0	0	0	-	-	0
Sept. 21	@PHI	5	117	23.4	81t	1	0	0	-	-	0
Sept. 25	NYG	1	9	9.0	9	0	0	0	-	-	0
Oct. 6	SEA	5	157	31.4	60t	1	0	0	-	-	0
Oct. 12	@ARI	3	115	38.3	64t	1	1	5	5.0	5	0
Oct. 19	TEN	3	49	16.3	37	0	0	0	-	-	0
Oct. 27	@DAL	6	136	22.7	49	0	0	0	-	-	0
Nov. 2	@MIN	4	120	30.0	56	1	0	0	-	-	0
Nov. 16	TB	4	35	8.8	15	0	1	2	2.0	2	0
Nov. 23	@SF	2	39	19.5	32	0	0	0	-	-	0
Nov. 30	@IND	5	84	16.8	42t	1	0	0	-	-	0
Dec. 7	STL					Inactive					
Dec. 14	@NYG	3	15	5.0	6	0	1	9	9.0	9	0
Dec. 20	PHI	4	126	31.5	55	0	0	0	-	-	0
Dec. 28	DAL	2	86	43.0	69t	1	0	0	-	-	0
<b>TOTALS</b>		<b>56</b>	<b>1,169</b>	<b>20.9</b>	<b>81t</b>	<b>6</b>	<b>4</b>	<b>7</b>	<b>1.8</b>	<b>9</b>	<b>0</b>

## 2013 (W/PHILADELPHIA)

DATE	OPP	NO	RECEIVING				ATT	RUSHING			
			YDS	AVG	LG	TD		YDS	AVG	LG	TD
Sept. 9	@WAS	7	104	14.9	26	1	0	0	-	-	0
Sept. 15	SD	9	193	21.4	61t	1	0	0	-	-	0
Sept. 19	KC	3	62	20.7	40	0	0	0	-	-	0
Sept. 29	@NED	2	34	17.0	20	0	0	0	-	-	0
Oct. 6	@NYG	7	132	18.9	56	1	0	0	-	-	0
Oct. 13	@TB	6	64	10.7	36t	2	0	0	-	-	0
Oct. 20	DAL	3	21	7.0	16	0	0	0	-	-	0
Oct. 27	NYG	8	63	7.9	13	0	0	0	-	-	0
Nov. 3	@OAK	5	150	30.0	59	1	0	0	-	-	0
Nov. 10	@GB	4	80	20.0	55t	1	0	0	-	-	0
Nov. 17	WAS	4	82	20.5	26	0	0	0	-	-	0
Dec. 1	ARI	3	36	12.0	25	0	0	0	-	-	0
Dec. 8	DET	4	59	14.8	19t	1	1	-10	-10.0	-10	0
Dec. 15	@MIN	10	195	19.5	51	1	0	0	-	-	0
Dec. 22	CHI	4	29	7.3	10	0	2	12	6.0	8	0
Dec. 29	@DAL	3	28	9.3	20	0	0	0	-	-	0
<b>TOTALS</b>		<b>30</b>	<b>528</b>	<b>17.6</b>	<b>77t</b>	<b>4</b>	<b>0</b>	<b>0</b>	<b>-</b>	<b>-</b>	<b>0</b>
<b>PLAYOFFS</b>											
Jan. 4	NO	3	53	17.7	40	0	0	0	-	-	0
<b>TOTALS</b>		<b>3</b>	<b>53</b>	<b>17.7</b>	<b>40</b>	<b>0</b>	<b>0</b>	<b>0</b>	<b>-</b>	<b>-</b>	<b>0</b>

## 2012 (W/PHILADELPHIA)

DATE	OPP	NO	RECEIVING				ATT	RUSHING			
			YDS	AVG	LG	TD		YDS	AVG	LG	TD
Sept. 9	@CLE	4	77	19.3	35	0	1	5	5.0	5	0
Sept. 16	BAL	7	114	16.3	49	0	0	0	-	-	0
Sept. 23	@ARI	3	43	14.3	16	0	0	0	-	-	0
Sept. 30	NYG	6	99	16.5	32	1	0	0	-	-	0
Oct. 7	@PIT	4	58	14.5	24	0	0	0	-	-	0
Oct. 14	DET	5	74	14.8	30	0	1	-14	-14.0	-14	0
Oct. 28	ATL	5	59	11.8	32	0	0	0	-	-	0
Nov. 5	@NO	3	100	33.3	77t	1	0	0	-	-	0
Nov. 11	DAL	5	62	12.4	31	0	0	0	-	-	0
Nov. 18	@WAS	2	5	2.5	8	0	0	0	-	-	0
Nov. 26	CAR	1	9	9.0	9	0	1	2	2.0	2	0
Dec. 2	@DAL					Injured Reserve					
Dec. 9	@TB										
Dec. 13	CIN										
Dec. 23	WAS										
Dec. 30	@NYG										
<b>TOTALS</b>		<b>45</b>	<b>700</b>	<b>15.6</b>	<b>77t</b>	<b>2</b>	<b>3</b>	<b>-7</b>	<b>-2.3</b>	<b>5</b>	<b>0</b>

## 2011 (W/PHILADELPHIA)

2011 (W/PHILADELPHIA)		RECEIVING						RUSHING				
DATE	OPP	NO	YDS	AVG	LG	TD	ATT	YDS	AVG	LG	TD	
Sept. 11	@STL	6	102	17.0	41	1	0	0	-	-	0	
Sept. 18	@ATL	2	21	10.5	11	0	1	0	0.0	0	0	
Sept. 25	NYG	2	30	15.0	17	0	1	3	3.0	3	0	
Oct. 2	SF	6	171	28.5	61	0	0	0	-	-	0	
Oct. 9	@BUF	5	86	17.2	31t	1	1	-4	-4.0	-4	0	
Oct. 16	@WAS	3	46	15.3	23	0	0	0	-	-	0	
Oct. 30	DAL	3	31	10.3	14	0	0	0	-	-	0	
Nov. 7	CHI	2	16	8.0	10	0	1	10	10.0	10	0	
Nov. 13	ARI					Inactive						
Nov. 20	@NYG	6	88	14.7	32	0	0	0	-	-	0	
Nov. 27	NE	4	73	18.3	44	0	0	0	-	-	0	
Dec. 1	@SEA	4	34	8.5	20	0	1	5	5.0	5	0	
Dec. 11	@MIA	4	59	14.8	34t	1	0	0	-	-	0	
Dec. 18	NYJ	2	28	14.0	16	0	0	0	-	-	0	
Dec. 24	@DAL	5	90	18.0	33	0	2	27	13.5	18	0	
Jan. 1	WAS	4	86	21.5	62t	1	0	0	-	-	0	
TOTALS		58	961	16.6	62t	4	7	41	5.9	18	0	

## 2011 (W/PHILADELPHIA)

2011 (W/PHILADELPHIA)		KICKOFF RETURNS					PUNT RETURNS					
DATE	OPP	NO	YDS	AVG	LG	TD	NO	FC	YDS	AVG	LG	TD
Sept. 11	@STL	0	0	-	-	0	0	1	0	-	-	0
Sept. 18	@ATL	0	0	-	-	0	3	1	6	2.0	8	0
Sept. 25	NYG	0	0	-	-	0	1	1	13	13.0	13	0
Oct. 2	SF	0	0	-	-	0	1	0	-1	-1.0	-1	0
Oct. 9	@BUF	0	0	-	-	0	2	0	27	13.5	20	0
Oct. 16	@WAS	0	0	-	-	0	0	2	0	-	-	0
Oct. 30	DAL	0	0	-	-	0	1	2	-3	-3.0	-3	0
Nov. 7	CHI	0	0	-	-	0	1	1	-9	-9.0	-9	0
Nov. 13	ARI					Inactive						
Nov. 20	@NYG	0	0	-	-	0	3	0	54	18.0	51	0
Nov. 27	NE	0	0	-	-	0	0	1	0	-	-	0
Dec. 1	@SEA	0	0	-	-	0	0	2	0	-	-	0
Dec. 11	@MIA	1	7	7.0	7	0	5	0	27	5.4	15	0
Dec. 18	NYJ	0	0	-	-	0	0	1	0	-	-	0
Dec. 24	@DAL	0	0	-	-	0	0	0	0	-	-	0
Jan. 1	WAS	0	0	-	-	0	0	0	0	-	-	0
TOTALS		1	7	7.0	7	0	17	12	114	6.7	51	0

## 2010 (W/PHILADELPHIA)

DATE	OPP	NO	YDS	AVG	LG	TD	ATT	YDS	AVG	LG	TD
Sept. 12	GB	4	30	7.5	6	0	0	0	-	-	0
Sept. 19	@DET	4	135	33.8	53	1	1	5	5.0	5	0
Sept. 26	@JAC	5	153	30.6	61t	1	1	8	8.0	8	0
Oct. 3	WAS	3	19	6.3	9	0	1	2	2.0	2	0
Oct. 10	@SF	2	24	12.0	0	0	1	8	8.0	8	0
Oct. 17	ATL	1	34	34.0	34t	1	2	44	22.0	31t	1
Oct. 24	@TEN					Inactive					
Nov. 7	IND	7	109	15.6	58	1	3	20	6.7	11	0
Nov. 15	@WAS	2	98	49.0	88t	1	1	5	5.0	5	0
Nov. 21	NYG	5	50	10.0	23	0	1	3	3.0	3	0
Nov. 28	@CHI	2	26	13.0	21	0	1	3	3.0	3	0
Dec. 2	HOU	3	84	28.0	33	0	1	0	0.0	0	0
Dec. 12	@DAL	4	210	52.5	91t	1	2	6	3.0	4	0
Dec. 19	@NYG	3	52	17.3	30	0	0	0	-	-	0
Dec. 28	MIN	2	32	16.0	21	0	1	0	0.0	0	0
Jan. 2	DAL					Inactive					
TOTALS		47	1,056	22.5	91t	6	16	104	6.5	31t	1
PLAYOFFS											
Jan. 9	GB	2	47	23.5	28	0	0	0	-	-	0
TOTALS		2	47	23.5	28	0	0	0	-	-	0

## 2010 (W/PHILADELPHIA)

DATE	OPP	NO	KICKOFF RETURNS					PUNT RETURNS				
			YDS	AVG	LG	TD	NO	FC	YDS	AVG	LG	TD
Sept. 12	GB	0	0	-	-	0	2	2	14	7.0	10	0
Sept. 19	@DET	0	0	-	-	0	3	1	15	5.0	13	0
Sept. 26	@JAC	0	0	-	-	0	0	1	0	-	-	0
Oct. 3	WAS	0	0	-	-	0	2	0	20	10.0	12	0
Oct. 10	@SF	0	0	-	-	0	2	0	23	11.5	22	0
Oct. 17	ATL	0	0	-	-	0	1	0	4	4.0	4	0
Oct. 24	@TEN					Inactive						
Nov. 7	IND	0	0	-	-	0	1	0	6	6.0	6	0
Nov. 15	@WAS	0	0	-	-	0	1	0	12	12.0	12	0
Nov. 21	NYG	0	0	-	-	0	1	0	9	9.0	9	0
Nov. 28	@CHI	0	0	-	-	0	2	2	36	18.0	35	0
Dec. 2	HOU	0	0	-	-	0	0	1	0	-	-	0
Dec. 12	@DAL	0	0	-	-	0	4	1	27	6.8	14	0
Dec. 19	@NYG	0	0	-	-	0	1	0	65	65.0	65t	1
Dec. 28	MIN	0	0	-	-	0	0	0	0	-	-	0
Jan. 2	DAL					Inactive						
TOTALS		0	0	-	-	0	20	8	231	11.6	65T	1
PLAYOFFS												
Jan. 9	GB	0	0	-	-	0	1	1	14	14.0	14	0
TOTALS		0	0	-	-	0	1	1	14	14.0	14	0

## 2009 (W/PHILADELPHIA)

DATE	OPP	NO	YDS	AVG	LG	TD	ATT	YDS	AVG	LG	TD
Sept. 13	@CAR	2	9	4.5	6	0	2	33	16.5	25	0
Sept. 20	NO	4	101	25.3	71t	1	3	15	5.0	6	0
Sept. 27	KC	6	149	24.8	64t	0	0	-	-	0	0
Oct. 11	TB	1	1	1.0	1	0	1	0	0.0	0	0
Oct. 18	@OAK	6	94	15.7	0	0	-	-	0	8	0
Oct. 26	@WAS	2	69	34.5	57t	1	1	67	67.0	67t	1
Nov. 1	NYG	3	78	26.0	54t	1	0	0	-	-	0
Nov. 8	DAL	2	29	14.5	20	0	0	0	-	-	0
Nov. 15	@SD	8	91	11.4	22	0	0	0	-	-	0
Nov. 22	@CHI	8	107	13.4	48t	1	1	10	10.0	10	0
Nov. 29	WAS	2	41	20.5	35t	1	0	0	-	-	0
Dec. 6	@ATL					Inactive					
Dec. 13	@NYG	6	178	29.7	60t	1	0	0	-	-	0
Dec. 20	SF	6	140	23.3	59	1	1	9	9.0	9	0
Dec. 27	DEN	4	33	8.3	11	1	1	-3	-3.0	-3	0
Jan. 3	@DAL	3	14	4.7	6	0	1	6	6.0	6	0
TOTALS		63	1,134	18.0	71t	8	11	137	12.5	67t	1
PLAYOFFS											
Jan. 9	GB	3	14	4.7	6	1	0	0	-	-	0
TOTALS		3	14	4.7	6	1	0	0	-	-	0

## 2009 (W/PHILADELPHIA)

2009 (W/PHILADELPHIA)			KICKOFF RETURNS				PUNT RETURNS						
DATE	OPP	NO	YDS	AVG	LG	TD	NO	FC	YDS	AVG	LG	TD	
Sept. 13	@CAR	0	0	-	-	0	2	0	106	53.0	85t	1	
Sept. 20	NO	0	0	-	-	0	2	1	5	2.5	4	0	
Sept. 27	KC	0	0	-	-	0	1	3	0	0.0	0	0	
Oct. 11	TB	1	0	0.0	0	0	1	1	4	4.0	4	0	
Oct. 18	@OAK	0	0	-	-	0	4	1	43	10.8	14	0	
Oct. 26	@WAS	0	0	-	-	0	3	0	31	10.3	29	0	
Nov. 1	NYG	0	0	-	-	0	1	0	30	30.0	30	0	
Nov. 8	DAL	0	0	-	-	0	1	2	9	9.0	9	0	
Nov. 15	@SD	0	0	-	-	0	3	0	13	-	7	0	
Nov. 22	@CHI	0	0	-	-	0	2	2	56	28.0	53	0	
Nov. 29	WAS	0	0	-	-	0	1	1	29	29.0	29	0	
Dec. 6	@ATL					Inactive							
Dec. 13	@NYG	0	0	-	-	0	2	1	83	41.5	72t	1	
Dec. 20	SF	0	0	-	-	0	1	1	6	6.0	6	0	
Dec. 27	DEN	0	0	-	-	0	3	2	17	5.7	10	0	
Jan. 3	@DAL	0	0	-	-	0	2	0	9	4.5	9	0	
TOTALS		1	0	0.0	0	0	29	15	441	15.2	85T	2	
PLAYOFFS													
Jan. 9	@DAL	0	0	-	-	0	2	2	9	4.5	8	0	
TOTALS		0	0	-	-	0	2	2	9	4.5	8	0	

## 2008 (W/PHILADELPHIA)

2008 (W/PHILADELPHIA)			RECEIVING					RUSHING				
DATE	OPP	NO	YDS	AVG	LG	TD	ATT	YDS	AVG	LG	TD	
Sept. 7	STL	6	106	17.7	47	0	0	0	-	-	0	
Sept. 15	@DAL	6	110	18.3	60	0	0	0	-	-	0	
Sept. 21	PIT	5	40	8.0	18	0	1	1	1.0	1	0	
Sept. 28	@CHI	5	71	14.2	23	1	2	35	17.5	21	0	
Oct. 5	WAS	1	8	8.0	8	0	2	13	6.5	8	0	
Oct. 12	@SF	6	98	16.3	27	0	1	1	1.0	1	0	
Oct. 26	ATL	3	72	24.0	30	0	0	0	-	-	0	
Nov. 2	@SEA	2	20	10.0	14	0	1	3	3.0	3	0	
Nov. 9	NYG	4	61	15.3	32	0	3	24	8.0	11	1	
Nov. 16	@CIN	4	66	16.5	25	0	2	3	1.5	4	0	
Nov. 23	@BAL	5	47	9.4	15	0	1	12	12.0	12	0	
Nov. 27	ARI	6	76	12.7	24	1	1	6	6.0	6	0	
Dec. 7	@NYG	0	0	-	-	0	2	-9	-4.5	-2	0	
Dec. 15	CLE	5	77	15.4	25	0	0	0	-	-	0	
Dec. 21	@WAS	2	14	7.0	8	0	1	7	7.0	7	0	
Dec. 28	DAL	2	46	23.0	34	0	0	0	-	-	0	
TOTALS		47	1,056	22.5	91t	6	16	104	6.5	31t	1	
PLAYOFFS												
Jan. 4	@MIN	1	34	34.0	34	0	1	2	2.0	2	0	
Jan. 11	@NYG	4	81	20.3	48	0	0	0	-	-	0	
Jan. 18	@ARI	6	92	15.3	62t	1	0	0	-	-	0	
TOTALS		11	207	18.8	62t	1	0	0	-	-	0	

## 2008 (W/PHILADELPHIA)

2008 (W/PHILADELPHIA)			KICKOFF RETURNS					PUNT RETURNS				
DATE	OPP	NO	YDS	AVG	LG	TD	NO	FC	YDS	AVG	LG	TD
Sept. 7	STL	0	0	-	-	0	8	0	97	12.1	60	0
Sept. 15	@DAL	0	0	-	-	0	2	0	12	6.0	11	0
Sept. 21	PIT	1	12	12.0	12	0	2	3	11	5.5	9	0
Sept. 28	@CHI	0	0	-	-	0	4	2	37	9.3	17	0
Oct. 5	WAS	0	0	-	-	0	1	2	68	68.0	68t	1
Oct. 12	@SF	0	0	-	-	0	2	0	28	14.0	19	0
Oct. 26	ATL	0	0	-	-	0	3	1	-5	-1.7	5	0
Nov. 2	@SEA	0	0	-	-	0	5	1	50	10.0	14	0
Nov. 9	NYG	0	0	-	-	0	0	0	0	-	-	0
Nov. 16	@CIN	0	0	-	-	0	6	2	43	7.2	16	0
Nov. 23	@BAL	0	0	-	-	0	5	1	30	6.0	15	0
Nov. 27	ARI	0	0	-	-	0	3	0	11	3.7	9	0
Dec. 7	@NYG	0	0	-	-	0	3	1	24	8.0	15	0
Dec. 15	CLE	0	0	-	-	0	3	0	3	1.0	3	0
Dec. 21	@WAS	0	0	-	-	0	1	2	7	7.0	7	0
Dec. 28	DAL	0	0	-	-	0	2	1	24	12.0	21	0
TOTALS		1	12	12.0	12	0	50	16	440	8.8	68T	1
PLAYOFFS												
Jan. 4	@MIN	0	0	-	-	0	5	0	109	21.8	62	0
Jan. 11	@NYG	0	0	-	-	0	1	0	0	0.0	0	0
Jan. 18	@ARI	0	0	-	-	0	1	2	13	13.0	13	0
TOTALS		0	0	-	-	0	7	2	122	17.4	62	0

46

**AUSTIN JOHNSON****FULLBACK****HT: 6-2 WT: 240****DOB: 6/16/89****NFL: 3RD YEAR****ACQ: FA, 2016****COLLEGE: TENNESSEE****ACQUIRED BY BUCS:**

- × Signed to Tampa Bay's practice squad on December 14, 2016. Promoted to the active roster on December 28, 2016.

**ORIGINALLY ENTERED NFL:**

- × Originally entered the NFL as a college free agent with the New Orleans Saints on January 7, 2013.

**CAREER HIGHLIGHTS:**

- × Has played in 18 regular season games with two starts, rushing 12 times for 31 yards with one touchdowns and catching seven passes for 45 yards and one touchdowns Also has seven special teams tackles.
- × Spent time with New Orleans (2013-15) before joining Tampa Bay.
- × Rushed for a two-yard score against Tampa Bay (9/27/15).
- × Recorded first career touchdown on a 13-yard reception at Detroit (10/19/14).
- × Made first start against Tampa Bay (10/5/14).
- × Made NFL debut at Atlanta (9/7/14).

**2016 HIGHLIGHTS:**

- × Played one games with Tampa Bay, seeing time on special teams in a Week 17 win against Carolina (1/1/17).

**COLLEGE/PERSONAL:**

- × Played four seasons at Tennessee (2008-11), playing in 43 games, posting 126 tackles, 10 for loss, five interceptions, one sack, one forced fumble and one fumble recovery.
- × Three-time Academic All-SEC.
- × Started all 12 games at linebacker as a senior (2011), recording four interceptions, tied for the NCAA lead among linebackers.
- × Converted from fullback to linebacker following his sophomore season.
- × Attended Hickory High School (Hickory, North Carolina).
- × Two-time all-state selection.
- × In December 2016, visited pediatric and rehabilitation patients at Florida Hospital.
- × Born Austin Johnson on June 16, 1989.

94

## GEORGE JOHNSON

DEFENSIVE END  
HT: 6-4 WT: 263  
DOB: 12/11/87  
NFL: 6TH YEAR  
ACQ: T (DET), 2015  
COLLEGE: RUTGERS



### ACQUIRED BY BUCS:

- × Joined Tampa Bay on April 15, 2015, in a trade with the Detroit Lions.

### ORIGINALLY ENTERED NFL:

- × Originally entered the NFL as a college free agent with Tampa Bay on May 3, 2010.

### TRANSACTIONS:

- × Signed with Tampa Bay on May 3, 2010. Waived Bay on August 10, 2010.
- × Re-signed by Tampa Bay on August 24, 2010. Waived on September 4, 2010.
- × Signed to Tampa Bay's practice squad on September 5, 2010.
- × Promoted to Tampa Bay's active roster on December 14, 2010.
- × Waived by Tampa Bay on September 5, 2011.
- × Signed to Tampa Bay's practice squad on September 8, 2011.
- × Promoted to Tampa Bay's active roster on October 10, 2011.
- × Waived by Tampa Bay on November 1, 2012.
- × Signed to Minnesota Vikings' practice squad on November 9, 2012.
- × Promoted to Minnesota's active roster on December 22, 2012.
- × Released by Minnesota on October 9, 2013.
- × Signed by Detroit on March 10, 2015.
- × Joined Tampa Bay on April 15, 2015, in a trade with the Detroit Lions.

### CAREER HIGHLIGHTS:

- × Has played in 38 regular season games with Tampa Bay (2011-12, 15), Minnesota (2012) and Detroit (2014), totaling 56 tackles, 11 tackles for loss, 6.0

sacks, two forced fumbles, two fumble recoveries and one pass defensed. Also contributed three special teams tackles.

- × Registered first career forced fumble in a Buccaneers win against Jacksonville (10/11), which was recovered and returned for a touchdown.
- × Tallied first career sack in the 2014 season opener against the New York Giants (9/8/14), recording 1.5 sacks.
- × Made NFL debut with Tampa Bay against New Orleans (10/16/11).
- × Made his first career start in his first game back with the Buccaneers, vs. Tennessee (9/13).

### 2016 HIGHLIGHTS:

- × Spent the season on Injured Reserve.

### COLLEGE/PERSONAL:

- × Played in 51 games at Rutgers (2006-09), starting 35, totaling 134 tackles, 31.5 tackles for loss, 13.0 sacks, three fumble recoveries, two interceptions and one forced fumble.
- × Preseason third-team All-Big East selection in 2008 and second-team selection in 2009.
- × Attended Glassboro High School (Glassboro, New Jersey).
- × Helped his team to an 11-1 record and a berth in South Jersey Group I Championship Game as a senior.
- × Earned South Jersey Touchdown Club Lineman of the Year following his senior season.
- × Along with the defensive line, purchased toys and hosted a surprise shopping spree for underprivileged families in the "D-Line Does Christmas" event in December 2015. He and his wife, Olivia, have two children.
- × Born George Johnson on December 11, 1987 in Glassboro, New Jersey.

## JOHNSON'S CAREER STATISTICS

YEAR	TEAM	GP	GS	TACKLES				SK	YDS	INTERCEPTIONS					PD	FUMBLES				ST TACKLES		
				TOT	SOLO	ASST				NO	YDS	LG	TD			FF	FR	YDS		T	S	A
2011	Tampa Bay	4	0	2	1	1		0.0	0.0	0	0	0	0	0	0	0	0	0	0	0	0	0
2012	TB/MIN	7	0	5	0	5		0.0	0.0	0	0	0	0	0	0	0	0	0	0	0	0	0
2014	Detroit	16	0	26	21	5		6.0	50.0	0	0	0	0	1	0	1	0	3	2	1		
2015	Tampa Bay	11	6	23	12	11		0.0	0.0	0	0	0	0	0	2	1	0	0	0	0	0	0
NFL Totals		38	6	56	34	22		6.0	50.0	0	0	0	0	1	2	2	0	3	2	1		

## JOHNSON'S GAME-BY-GAME STATISTICS

2015

DATE	OPP	TACKLES				TFL	SK	YDS	QH	INTERCEPTIONS					PD	FUMBLES				ST TACKLES		
		T	S	A						NO	YDS	LG	TD			FF	FR	YDS		T	S	A
Sept. 13	TEN	1	1	0	0	0.0	0.0	0	0	0	0	0	0	0	0	0	1	0	0	0	0	0
Sept. 20	@NO	2	0	2	0	0.0	0.0	0	0	0	0	0	0	0	0	0	0	0	0	0	0	0
Sept. 27	@HOU	2	0	2	0	0.0	0.0	1	0	0	0	0	0	0	0	0	0	0	0	0	0	0
Oct. 4	CAR	1	0	1	0	0.0	0.0	0	0	0	0	0	0	0	0	0	0	0	0	0	0	0
Oct. 11	JAC	4	3	1	1	0.0	0.0	0	0	0	0	0	0	0	1	0	0	0	0	0	0	0
Oct. 25	@WAS	3	2	1	0	0.0	0.0	1	0	0	0	0	0	0	0	0	0	0	0	0	0	0
Nov. 1	@ATL	1	1	0	0	0.0	0.0	0	0	0	0	0	0	0	0	0	0	0	0	0	0	0
Nov. 8	NYG	3	1	2	0	0.0	0.0	0	0	0	0	0	0	0	0	0	0	0	0	0	0	0
Nov. 15	DAL	4	3	1	0	0.0	0.0	0	0	0	0	0	0	0	1	0	0	0	0	0	0	0
Nov. 22	@PHI									Inactive												
Nov. 29	@IND									Inactive												
Dec. 6	ATL									Inactive												
Dec. 13	NO									Inactive												
Dec. 17	@STL									Inactive												
Dec. 27	CHI	1	1	0	0	0.0	0.0	0	0	0	0	0	0	0	0	0	0	0	0	0	0	0
Jan. 3	@CAR	1	0	1	0	0.0	0.0	0	0	0	0	0	0	0	0	0	0	0	0	0	0	0
TOTALS		23	12	11	1	0.0	0.0	2	0	0	0	0	0	0	2	1	0	0	0	0	0	0

2014 (W/DETROIT)

DATE	OPP	TACKLES				TFL	SK	YDS	QH	INTERCEPTIONS					PD	FUMBLES				ST TACKLES		
		T	S	A						NO	YDS	LG	TD			FF	FR	YDS		T	S	A
Sept. 8	NYG	3	2	1	1	1.5	14.5	2	0	0	0	0	0	0	0	0	0	0	0	0	0	0
Sept. 14	@CAR	1	1	0	0	0.0	0.0	0	0	0	0	0	0	0	0	0	0	0	0	0	0	0
Sept. 21	GB	4	3	1	1	0.0	0.0	0	0	0	0	0	0	0	0	0	0	0	1	1	0	0
Sept. 28	@NYJ	1	1	0	0	0.0	0.0	1	0	0	0	0	0	0	0	0	0	0	0	0	0	0
Oct. 5	BUF	2	2	0	2	1.0	5.0	1	0	0	0	0	0	0	0	0	0	0	0	0	0	0
Oct. 12	@MIN	5	4	1	2	1.5	9.5	2	0	0	0	0	0	0	0	0	0	0	0	0	0	0
Oct. 19	NO	0	0	0	0	0.0	0.0	1	0	0	0	0	0	0	0	0	0	0	1	0	1	0
Oct. 26	@ATL	3	3	0	1	0.0	0.0	0	0	0	0	0	0	0	0	0	0	0	1	1	0	0
Nov. 9	MIA	1	1	0	0	0.0	0.0	1	0	0	0	0	0	0	0	0	0	0	0	0	0	0
Nov. 16	@ARI	0	0	0	0	0.0	0.0	0	0	0	0	0	0	0	0	0	0	0	0	0	0	0
Nov. 23	@NE	1	1	0	1	0.0	0.0	0	0	0	0	0	0	0	0	0	0	0	0	0	0	0
Nov. 27	CHI	1	1	0	0	0.0	0.0	1	0	0	0	0	0	1	0	0	0	0	0	0	0	0
Dec. 7	TB	1	1	0	1	1.0	10.0	1	0	0	0	0	0	0	0	0	0	0	0	0	0	0
Dec. 14	MIN	2	1	1	1	1.0	11.0	1	0	0	0	0	0	0	0	0	0	0	0	0	0	0
Dec. 21	@CHI	0	0	0	0	0.0		1	0	0	0	0	0	0	0	0	0	0	0	0	0	0
Dec. 28	@GB	1	0	1	0	0.0		0	0	0	0	0	0	0	0	1	0	0	0	0	0	0
TOTALS		41	27	14	0	0.0	0.0	0	1	-6	0	0	0	3	2	0	0	0	4	3	1	0

## 2012

DATE	OPP	TACKLES			TFL	SK	YDS	QH	INTERCEPTIONS					PD	FUMBLES			ST TACKLES		
		T	S	A					NO	YDS	LG	TD	PD		FF	FR	YDS	T	S	A
Sept. 9	CAR	0	0	0	0	0.0	0.0	0	0	0	0	0	0	0	0	0	0	0	0	0
Sept. 16	@NYG								Inactive											
Sept. 23	@DAL								Inactive											
Sept. 30	WAS	2	0	2	0	0.0	0.0	0	0	0	0	0	0	0	0	0	0	0	0	0
Oct. 14	KC	2	0	2	0	0.0	0.0	0	0	0	0	0	0	0	0	0	0	0	0	0
Oct. 21	NO	1	0	1	0	0.0	0.0	0	0	0	0	0	0	0	0	0	0	0	0	0
Oct. 25	@MIN	0	0	0	0	0.0	0.0	0	0	0	0	0	0	0	0	0	0	0	0	0
Nov. 4	@OAK								Not With Team											
Nov. 11	DET*								Minnesota Practice Squad											
Nov. 18	BYE*								Minnesota Practice Squad											
Nov. 25	@CHI*								Minnesota Practice Squad											
Dec. 2	@GB*								Minnesota Practice Squad											
Dec. 9	CHI*								Minnesota Practice Squad											
Dec. 16	@STL*								Minnesota Practice Squad											
Dec. 23	@HOU*	0	0	0	0	0.0	0.0	0	0	0	0	0	0	0	0	0	0	0	0	0
Dec. 30	GB*	0	0	0	0	0.0	0.0	0	0	0	0	0	0	0	0	0	0	0	0	0
<b>TOTALS</b>		<b>61</b>	<b>47</b>	<b>14</b>	<b>0</b>	<b>0.0</b>	<b>0.0</b>	<b>0</b>	<b>1</b>	<b>48</b>	<b>48</b>	<b>1</b>	<b>8</b>		<b>2</b>	<b>0</b>	<b>0</b>	<b>1</b>	<b>0</b>	<b>0</b>
<b>PLAYOFFS</b>																				
Jan. 17	@GB*								Inactive											
<b>TOTALS</b>		<b>0</b>	<b>0</b>	<b>0</b>	<b>0</b>	<b>0.0</b>	<b>0.0</b>	<b>0</b>	<b>0</b>	<b>0</b>	<b>0</b>	<b>0</b>	<b>0</b>		<b>0</b>	<b>0</b>	<b>0</b>	<b>0</b>	<b>0</b>	<b>0</b>

\*Games played with Minnesota

## 2011

DATE	OPP	TACKLES			TFL	SK	YDS	QH	INTERCEPTIONS					PD	FUMBLES			ST TACKLES		
		T	S	A					NO	YDS	LG	TD	PD		FF	FR	YDS	T	S	A
Sept. 11	DET								Practice Squad											
Sept. 18	@MIN								Practice Squad											
Sept. 25	ATL								Practice Squad											
Oct. 3	IND								Practice Squad											
Oct. 9	@SF								Practice Squad											
Oct. 16	NO	0	0	0	0	0.0	0.0	0	0	0	0	0	0	0	0	0	0	0	0	0
Oct. 23	CHI	0	0	0	0	0.0	0.0	0	0	0	0	0	0	0	0	0	0	0	0	0
Nov. 6	@NO	0	0	0	0	0.0	0.0	0	0	0	0	0	0	0	0	0	0	0	0	0
Nov. 13	HOU	2	1	1	0	0.0	0.0	0	0	0	0	0	0	0	0	0	0	0	0	0
Nov. 20	@GB								Injured Reserve											
Nov. 27	@TEN								Injured Reserve											
Dec. 4	CAR								Injured Reserve											
Dec. 11	@JAC								Injured Reserve											
Dec. 17	DAL								Injured Reserve											
Dec. 24	@CAR								Injured Reserve											
Jan. 1	@ATL								Injured Reserve											
<b>TOTALS</b>		<b>2</b>	<b>1</b>	<b>1</b>	<b>0</b>	<b>0.0</b>	<b>0.0</b>	<b>0</b>	<b>0</b>	<b>0</b>	<b>0</b>	<b>0</b>	<b>0</b>		<b>0</b>	<b>0</b>	<b>0</b>	<b>0</b>	<b>0</b>	<b>0</b>



75

**DAVONTE LAMBERT****DEFENSIVE TACKLE****HT: 6-2 WT: 282****DOB: 6/28/93****NFL: 2ND YEAR****ACQ: FA, 2016****COLLEGE: AUBURN****ACQUIRED BY BUCS:**

- × Signed by Tampa Bay as a college free agent on May 2, 2016.

**2016 HIGHLIGHTS:**

- × Played in 11 games, with five starts, registering 14 tackles and one forced fumble.
- × Inactive Week One at Atlanta (9/11).
- × Played 29 snaps in NFL debut at Arizona (9/18).
- × Made first career start and recorded two tackles vs. Los Angeles (9/25).
- × Posted one tackle vs. Denver (10/2).
- × Started in win at Carolina (10/10), recording four tackles and first career forced fumble, which was recovered by teammate William Gholston.
- × Started in win at San Francisco (10/23).
- × Played in a reserve role vs. Oakland (10/30).
- × Recorded three tackles vs. Atlanta (11/3).
- × Played in a reserve role in win vs. Chicago (11/13).
- × Played in a reserve role in win at Kansas City (11/20).
- × Inactive Weeks 12-15.
- × Started and posted one tackle at New Orleans (12/24).
- × Registered three tackles in win vs. Carolina (1/1).

**COLLEGE:**

- × Started 17-of-23 games played at Auburn (2014-15), recording 48 tackles, 9.5 tackles for loss, 4.5 sacks, three passes defended and one forced fumble.
- × As a senior (2015), started 8-of-12 games played, tallying 24 tackles, 2.5 tackles for loss, 1.0 sack and one pass defended.
- × Named to the 2016 Senior Bowl watch list.
- × Played in 11 games with nine starts as a junior (2014), totaling 24 tackles, 7.0 tackles for loss, a team-leading 3.5 sacks, two passes defended and one forced fumble.
- × Transferred to Auburn from Georgia Military College following his sophomore season (2013).
- × Ranked as 247sports No. 1 JUCO strong side defensive end and No. 6 defensive lineman.

- × Recorded 36 tackles, 8.0 sacks and four fumble recoveries while helping lead Georgia Military College to the 2013 NJCAA national championship game during his sophomore season (2013).
- × As a freshman (2012), recorded 27 tackles, 7.0 tackles for loss and 2.0 sacks.

**COMMUNITY:**

- × In December 2016, helped surprise 50 families with holiday gifts and a shopping spree for the annual "D-Line Delivers Christmas" event.
- × In December 2016, visited patients battling illness at All Children's Hospital in St. Petersburg to raise their spirits during the holidays.
- × In December 2016, congratulated Pizzo Elementary students and teachers for winning the Florida Dairy Council Defend Your Turf Challenge, hosting Play 60 drills and sharing the importance of a healthy diet.
- × In September 2016, visited Moffitt Cancer Center in Tampa to visit with families battling cancer and run Play 60 drills for the children of patients and staff.
- × In June 2016, hosted a Play 60 event for children from the Jackson Heights NFL Y.E.T. Center.
- × In May 2016, went bowling with rookie or first-year firefighters and paramedics from the City of Tampa.
- ×

**PERSONAL:**

- × Attended Burke County High School (Waynesboro, Georgia).
- × Earned Area Defensive Player of the Year honors while leading his team to the 2011 AAA state championship.
- × State champion in the shot put and runner-up in the discus.
- × Augusta Chronicle Boy's Track and Field Athlete of the Year.
- × Son of Tammy Lambert.
- × Born Davonte Lambert on June 26, 1993 in Keyville, Georgia.

LAMBERT'S CAREER STATISTICS

YEAR	TEAM	TACKLES							INTERCEPTIONS						FUMBLES			ST TACKLES		
		GP	GS	TOT	SOLO	ASST	SK	YDS	NO	YDS	LG	TD	PD	FF	FR	YDS	T	S	A	
2016	Tampa Bay	11	5	14	9	5	0.0	0.0	0	0	0	0	0	1	0	0	0	0	0	
NFL Totals		11	5	14	9	5	0.0	0.0	0	0	0	0	0	1	0	0	0	0	0	

LAMBERT'S GAME-BY-GAME STATISTICS

2016

DATE	OPP	TACKLES							INTERCEPTIONS					FUMBLES			TACKLES		
		T	S	A	TFL	SK	YDS	QH	NO	YDS	LG	TD	PD	FF	FR	YDS	T	S	A
Sept. 11	@ATL	0	0	0	0	0.0	0.0	0	0	0	0	0	0	0	0	0	0	0	0
Sept. 18	@ARI	0	0	0	0	0.0	0.0	0	0	0	0	0	0	0	0	0	0	0	0
Sept. 25	LA	2	2	0	0	0.0	0.0	0	0	0	0	0	0	0	0	0	0	0	0
Oct. 2	DEN	1	1	0	0	0.0	0.0	0	0	0	0	0	0	0	0	0	0	0	0
Oct. 10	@CAR	4	1	3	0	0.0	0.0	0	0	0	0	0	0	1	0	0	0	0	0
Oct. 23	@SF	0	0	0	0	0.0	0.0	0	0	0	0	0	0	0	0	0	0	0	0
Oct. 30	OAK	0	0	0	0	0.0	0.0	0	0	0	0	0	0	0	0	0	0	0	0
Nov. 3	ATL	3	3	0	0	0.0	0.0	0	0	0	0	0	0	0	0	0	0	0	0
Nov. 13	CHI	0	0	0	0	0.0	0.0	0	0	0	0	0	0	0	0	0	0	0	0
Nov. 20	@KC	0	0	0	0	0.0	0.0	0	0	0	0	0	0	0	0	0	0	0	0
Nov. 27	SEA								Inactive										
Dec. 4	@SD								Inactive										
Dec. 11	NO								Inactive										
Dec. 18	@DAL								Inactive										
Dec. 24	@NO	1	0	1	0	0.0	0.0	0	0	0	0	0	0	0	0	0	0	0	0
Jan. 1	CAR	3	2	1	0	0.0	0.0	0	0	0	0	0	0	0	0	0	0	0	0
TOTALS		14	9	5	0	0.0	0.0	0	0	0	0	0	0	1	0	0	0	0	0

52

## CAMERON LYNCH

LINEBACKER

HT: 6-0 WT: 229

DOB: 8/4/93

NFL: 3RD YEAR

ACQ: FA, 2016

COLLEGE: SYRACUSE



## ACQUIRED BY BUCS:

- × Signed to Tampa Bay's practice squad on September 13, 2016. Promoted to the active roster on October 9, 2016.

## ORIGINALLY ENTERED NFL:

- × Originally entered the NFL as a college free agent with the St. Louis Rams on May 7, 2015.

## CAREER HIGHLIGHTS:

- × Has played in 28 career games, with one tackle on defense and five special teams tackles.
- × Played for St. Louis (2015), before joining the Buccaneers.
- × Made NFL debut against Seattle (9/13/15).

## 2016 HIGHLIGHTS:

- × Made Buccaneers debut on Monday Night Football at Carolina (10/10).
- × Tied for team lead with 20 special teams snaps in win at San Francisco (10/23).
- × Posted one special teams tackle vs. Oakland (10/30).
- × Played 17 snaps on special teams vs. Atlanta (11/3).
- × Recorded one tackle on defense in win vs. Chicago (11/13).
- × Tied for team lead with 15 special teams snaps in win at Kansas City (11/20).
- × Tied for team lead with 17 special teams snaps in win vs. Seattle (11/27).
- × Played 15 snaps on special teams in win at San Diego (12/4).
- × Tied for team lead with 17 special teams snaps in win vs. New Orleans (12/11).

- × Played 17 special teams snaps at New Orleans (12/24).
- × Played 17 special teams snaps vs. Carolina (1/1) and recovered onside kick to seal victory.

## COLLEGE/PERSONAL:

- × Played in 50 games over four years with Syracuse (2011-14).
- × Earned third-team All-Atlantic Coast Conference (ACC) honors as a senior.
- × Majored in economics.
- × Attended Brookwood High School (Snellville, Georgia).
- × Earned 2010 5A first team All-State and All-County honors.
- × Named 2010 Atlanta Journal Constitution & Gwinnett Daily Post 5A Defensive Player of the Year.
- × Part of the 2010 5A state championship team.
- × Son of Sean Lynch and Rhonda Hanley and has one sister.
- × Born Cameron Ellis Lynch in Lawrenceville, Georgia on August 4, 1993.

## COMMUNITY:

- × Hosted a Play 60 celebration for students at Bing Elementary School in Tampa in May 2017.
- × Represented the Buccaneers in the Gasparilla Children's Parade in January 2017.
- × In January 2017, visited Buccaneers Academies Lanier Elementary School and Egypt Lake Elementary to present NFL Flag kits and run students through football drills.
- × In December 2016, visited Buccaneers Academy Miles Elementary School to present NFL Flag kits and run students through football drills.

## LYNCH'S CAREER STATISTICS

YEAR	TEAM	GP	GS	TACKLES				YDS	INTERCEPTIONS					FUMBLES				ST TACKLES		
				TOT	SOLO	ASST	SK		NO	YDS	LG	TD	PD	FF	FR	YDS	T	S	A	
2015	St. Louis	16	0	0	0	0	0.0	0.0	0	0	0	0	0	0	0	0	4	4	0	
2016	Tampa Bay	12	0	1	0	1	0.0	0.0	0	0	0	0	0	0	0	0	2	2	0	
NFL Totals		28	0	1	0	1	0.0	0.0	0	0	0	0	0	0	0	0	6	6	0	

74

**ALI MARPET****GUARD****HT: 6-4 WT: 307****DOB: 4/17/93****NFL: 3RD YEAR****ACQ: D2B-'15****COLLEGE: HOBART****ACQUIRED BY BUCS:**

- x Selected in the second round (61st overall) of the 2015 NFL Draft by the Buccaneers.

**AWARDS & ACCOLADES:**

- x 2015 PFWA All-Rookie Team Selection.

**CAREER HIGHLIGHTS:**

- x Has started all 29 career games he has played in.
- x Made NFL and Buccaneers debut vs. Tennessee (9/13/2015), starting at right guard.
- x In 2015, helped block for an offense that finished the season ranked fifth in the league in total offense (375.9 ypg) and fifth in rushing (134.9 ypg), while tying for the league lead in rushing average (4.8).
- x Also in 2015, was part of a unit that helped the offense to a franchise-record 6,014 net yards on the year, while also recording 2,162 rushing yards for the second-most in a single season in team history.
- x Part of an offensive line that allowed only 27 sacks in 2015, the third-fewest by a Buccaneers team since 1983 when sacks became an official statistic.

**2016 HIGHLIGHTS:**

- x Part of an offensive line that did not allow a sack at Atlanta (9/11).
- x Started at right guard at Arizona (9/18).
- x Part of an offensive unit that totaled 472 yards of offense against Los Angeles (9/25), the 10th-most in a single game in team history.
- x Started against Denver (10/2).
- x Part of an offensive line that helped block for 113 rushing yards at Carolina (10/10).
- x At San Francisco (10/23), started and was part of an offensive line that helped the team total 513 total yards of offense, tied for the fourth-most in a single game in team history, including 249 rushing yards, the fourth-most in a single game in franchise history.
- x Started against Oakland (10/30).
- x Started against Oakland (10/30) and on Thursday Night Football against Atlanta (11/3).
- x Started in a win against Chicago (11/13).

- x Helped block for 116 rushing yards in a win at Kansas City (11/20).
- x Part of an offensive line that blocked for 118 rushing yards and did not allow a sack against Seattle (11/27), who entered the game tied for the league lead in sacks.
- x Started in a win at San Diego (12/4).
- x Against New Orleans (12/11), was part of an offensive line that blocked for 104 rushing yards
- x Started at right guard on Sunday Night Football at Dallas (12/18) and at New Orleans (12/24).
- x Started in a win against Carolina, helping block for 112 rushing yards (1/1/17).

**COLLEGE:**

- x Played in 43 games at Hobart (2011-14).
- x Played in the 2015 Senior Bowl.
- x A two-time captain.
- x Started 13 games as a senior (2014).
- x Highly decorated as a senior, being named American Football Coaches Association (AFCA) All-American, D3football.com first-team All-American, second-team AP Little All-America, Jewish Sports Review All-American, D3football.com first-team All-East, first-team Eastern Collegiate Athletic Conference (ECAC) North All-Star and unanimous first-team All-Liberty League selection.
- x Named Liberty League Co-Offensive Player of the Year, becoming the first offensive lineman in league history to earn the distinction.
- x Earned the Bill Middleton Memorial Football Award, given annually to the member of the football team whose offensive performance has been most valuable to the team.
- x Did not allow a sack all season.
- x Started the 11 games he played in as a junior (2013)
- x Selected as a Jewish Sports Review All-American, while being named D3football.com second-team All-East, ECAC North second-team All-Star, first-team All-Liberty League and Liberty League All-Academic.
- x Earned the Tryon Football Award, given annually to the outstanding lineman of the Hobart football team

whose sportsmanship, team play and performance have contributed significantly to the team.

- × As a sophomore (2012), started 13 games.
- × Named second-team D3football.com All-East and first-team All-Liberty League.
- × Part of an offensive line that allowed the fewest sacks in the Liberty League.
- × Appeared in six games as a freshman (2011).

**PERSONAL:**

- × Majored in Sport & Exercise Science.
- × Attended Hastings High School (Hastings-on-Hudson, New York).
- × Played offensive tackle and defensive end.
- × Named second-team All-State and earned all-section honors.
- × Also played basketball at Hastings, earning all-league selection two times.
- × Son of Joy Rose and Bill Marpet.
- × Has three siblings: brothers Brody and Blaze, and sister Zena.
- × Loves animals.
- × Born Ali Marpet on April 17, 1993 in Hastings-on-Hudson, New York.

**COMMUNITY:**

- × Had his head shaved by children battling cancer for the Buccaneers 2015 and 2016 Cut for a Cure to raise funds and awareness for the Pediatric Cancer Foundation.
- × Helps sponsor “Turkey Time with the O-Line,” a Thanksgiving program carried out by the offensive line, which has provided more than 5,000 meals for local families in need.
- × In May 2016, supported the Johns Hopkins Medicine All Children’s Hospital 5K fundraiser and presented awards to the participants.
- × In December 2015, visited patients battling injury and illness at All Children’s Hospital in St. Petersburg.
- × In October 2015, participated in games, arts and crafts, and activities with children at Metropolitan Ministries annual Fall Festival.
- × In September 2015, served lunch to more than 250 hungry and homeless men and women at Trinity Café.
- × In July 2015, went bowling with rookie or first-year firefighters and paramedics.
- × In May 2015, visited wounded warriors recovering from injury and illness at James A. Haley Veterans’ Hospital in Tampa.
- × In May 2015, toured MacDill Air Force Base to greet military servicemen and servicewomen and learn about the important role that the base plays in the Tampa community.

**MARPET’S CAREER STATISTICS**

Games/Starts: TB: 2015: 13/13; 2016: 16/16  
Career Totals: 29/29

Miscellaneous Tackles: 4 – 3 in 2016; 1 in 2015

22

**DOUG MARTIN****RUNNING BACK****HT: 5-9 WT: 215****DOB: 1/13/89****NFL: 6TH YEAR****ACQ: D1B, 2012****COLLEGE: BOISE STATE****ACQUIRED BY BUCS:**

- x Selected in the first round (31st overall) of the 2012 NFL Draft by the Buccaneers.

**AWARDS & ACCOLADES:**

- x 2x Pro Bowl Selection (2012, 2015).
- x 2015 AP All-Pro First Team Selection.
- x 5x FedEx Ground Player of the Week (Weeks 8, 9 & 11, 2012; Weeks 5 & 11, 2015).
- x 2012 PFW/PFWA All-Rookie Team Selection.
- x Pepsi Rookie of the Week (Weeks 9, 2012).

**CAREER HIGHLIGHTS:**

- x Has started all 57 games he has played in, recording 1,012 rushes for 4,227 yards and 23 touchdowns, with 121 receptions for 1,007 yards and two touchdowns.
- x Has 11 career 100-yard rushing games, tied for second-most in team history.
- x Ranks fourth in rushing yards and rushing touchdowns and fifth in scrimmage yards in franchise history.
- x Selected to both the 2013 and 2016 Pro Bowl.
- x Finished the 2015 season as the league's No. 2 ranked rusher with 1,354 yards on the year.
- x Started in his NFL debut against Carolina (9/9/12), recording 24 rushes for 94 yards, while adding four catches for 23 yards.
- x Recorded his first career rushing touchdown at the New York Giants (9/16/12).
- x Tallied his first 100-yard rushing game at Minnesota (10/25/12).
- x Rushed for 251 yards at Oakland (11/4/12), the highest total in franchise history and the 10th-most in NFL history.
- x Also rushed for four touchdowns at Oakland, becoming the first Buccaneer to do so, and the second player in NFL history with 250+ yards and four touchdowns in the same game.

- x Had a historic day at Philadelphia (11/22/15), finishing with 27 rushes for 235 yards, including 177 in the first half, marking the most first-half rushing yards in the NFL since 2003 (180, Jamal Lewis, 9/14/03).
- x At Philadelphia (11/22/15), recorded a career-long 84-yard run, which also marked the longest rushing play in team history.
- x Holds the franchise rookie records for rushing yards (1,454), rushing touchdowns (11), scrimmage yards (1,926) and scrimmage touchdowns (12).
- x His 1,926 yards from scrimmage as a rookie is the third-highest total in NFL history, trailing only Eric Dickerson (2,212 in 1984) and Edgerin James (2,139 in 1999).
- x Recorded 10 games with 100+ yards from scrimmage during 2012, the most ever by a Buccaneer.

**2016 HIGHLIGHTS:**

- x Started all eight games he played in, rushing 144 times for 421 yards and three touchdowns, while catching 14 passes for 134 yards.
- x Totaled 96 yards from scrimmage at Atlanta (9/11), with 62 rushing yards and 34 receiving yards.
- x Rushed seven times for 23 yards at Arizona (9/18), before leaving the game with a hamstring injury.
- x Inactive with a hamstring injury Games 3-8.
- x Returned to action against Chicago (11/13), starting and rushing for 33 yards on 16 carries, with one touchdown, while adding a 13-yard reception.
- x His rushing touchdown was the 21st of his career, tying Reggie Cobb for the fifth-most in franchise history.
- x Combined for 105 yards of offense (63 rushing, 42 receiving) in a win at Kansas City (11/20).
- x Had a season-high 87 rushing yards in a win against Seattle (11/27).
- x Recorded a 23-yard reception and rushed for 45 yards in a win at San Diego (12/4).
- x Totaled 85 yards from scrimmage in a win over New Orleans (12/11), including a rushing touchdown.

- x Rushed 16 times for 42 yards on Sunday Night Football at Dallas (12/18).
- x Inactive at New Orleans (12/24).

## COLLEGE:

- x Is the first player from Boise State University to be drafted by the Buccaneers.
- x Fifth running back selected by the Buccaneers in the first round and the first running back from Boise State to be selected in the first round (sixth overall).
- x One of two Boise State players to be selected in the first round of the 2012 NFL Draft, the most in school history.
- x Became only the fourth Bronco to rush for 1,000+ yards twice in their career.
- x Team captain who started 25-of-51 games at Boise State (2007-11), including 25 of his final 26 games.
- x Throughout career, collected 3,431 yards rushing on 617 carries (5.6 avg), and 43 rushing touchdowns.
- x Added 67 receptions for 715 yards (10.7 avg) and four receiving touchdowns, as well as 26 kickoff returns for 739 yards (28.4 avg) and one touchdown.
- x Ranks third in school history with 43 rushing touchdowns and 48 total touchdowns, fifth with 3,431 rushing yards and sixth with 617 rushing attempts.
- x A first-team All-Mountain West Conference selection in 2011 and All-Western Athletic Conference in 2010.
- x As a senior, rushed 263 times for 1,299 yards and 16 touchdowns, while adding 28 receptions for 255 yards and two touchdowns.
- x Ranked second in the conference and 23rd nationally with an average of 99.92 rushing yards per game.
- x Had a school-record 100-yard kickoff return for a touchdown against Arizona State in the MAACO Bowl Las Vegas.
- x Named Boise State's Offensive Most Valuable Player in 2011.
- x Started all 13 games at tailback as a junior, rushing 201 times for 1,260 yards (6.3 avg) and 12 touchdowns.
- x Recorded six games of more than 100 yards rushing in 2011.
- x Received the team's Iron Bronco Award for strength.
- x In 2009, led the team with 15 touchdowns, while gaining 765 yards rushing in 14 games played.
- x Also added 16 defensive tackles and a forced fumble while playing cornerback for the first three games of the season.
- x Scored the winning touchdown of the 2010 Tostitos Fiesta Bowl.
- x Won the Dennis Erickson (Valor) Award as voted on by team coaches.
- x Majored in business.

## COMMUNITY:

- x Is active in the Buccaneers' annual "Special Olympics Day" at Training Camp, leading the athletes through football drills and activities.
- x In May 2015, visited Tampa Bay Buccaneers Field in Clearwater to present a \$10,000 PLAY 60 grant and lead children through football drills.
- x Participated in a Buccaneers Academy Fitness Zone ribbon cutting ceremony at Graham Elementary in May 2014 and helped lead students through PLAY 60 drills.
- x Sponsors the "Martin's VIP's" Front Row Fans section to provide a special gameday experience at Raymond James Stadium for local charities.
- x In March 2014, served as a marquee participant in the Buccaneers' Uniform Showcase at Raymond James Stadium as part of the team's new uniform reveal to the public.
- x In September 2013, helped host a Futbol Americano Celebration at Webb Middle School in celebration of the NFL's Hispanic Heritage Month through football drills, salsa dancing, and Hispanic cultural music.
- x In June 2013, greeted fans at the Bucs Beach Bash, presented by Miller Lite.
- x Visited youth at All Children's Hospital in St. Petersburg and sang holiday carols to residents at Westminster Palms retirement home in December 2012.
- x Helped host a lunch for service members at Coast Guard Air Station Clearwater and visited veterans recovering from injury and illness at Bay Pines VA Hospital in November 2012.
- x In October 2012, served dinner to breast cancer patients and families staying at the American Cancer Society's Hope Lodge in Tampa, where Barth also helped present a \$5,000 donation in honor of Breast Cancer Awareness Month.
- x Supported the Buccaneers "Wall of Hope" celebration in September 2012 by hosting pediatric cancer patients at One Buccaneer Place for a ceremonial event to raise awareness for the Pediatric Cancer Foundation.
- x Participated in the annual "Chalk Talk with the Buccaneers" chamber of commerce luncheon in September 2012, greeting fans and speaking on the excitement for the 2012 season.
- x In June 2012, visited MacDill Air Force Base to tour a hurricane aircraft, witness a military dog training session, and thank civilian workers and active duty military for their service.
- x Hosted an educational scavenger hunt for children from the Boys & Girls Clubs of Tampa Bay at Busch Gardens Tampa in June 2012.
- x Signed autographs, handed out Buccaneers teddy bears, and greeted patients at St. Joseph's Children's Hospital in May 2012.

**PERSONAL:**

- × Attended St. Mary's High School (Stockton, California).
- × During senior season, amassed 1,234 yards on 171 carries and 14 touchdowns winning the team's MVP award.
- × As a junior, rushed 228 times for 1,950 yards and 18 touchdowns, earning first-team all-selection and all-area honors by the Stockton Record and All-San Joaquin accolades by Comcast Sports.
- × Also was named Stockton Sports Hall of Fame Best Offensive Back in San Joaquin County as well as All-State honorable mention by the Stockton Record.
- × Added two letters at St. Mary's while competing in track and field.
- × Son of Douglas and Leslie Martin.
- × Has two siblings, sister Gabrielle Martin and brother Andre Neal.
- × Born Douglas Martin on January 13, 1989, in Stockton, California.

**MARTIN'S CAREER STATISTICS**

YEAR	TEAM	GP	GS	ATT	RUSHING			LG	TD	NO	RECEIVING			LG	TD
					YDS	AVG					YDS	AVG			
2012	Tampa Bay	16	16	319	1,454	4.6	70t	11	49	472	9.6	64t	1		
2013	Tampa Bay	6	6	127	456	3.6	28	1	12	66	5.5	13	0		
2014	Tampa Bay	11	11	134	494	3.7	63	2	13	64	4.9	20	0		
2015	Tampa Bay	16	16	288	1,402	4.9	84	6	33	271	8.2	25	1		
2016	Tampa Bay	8	8	144	421	2.9	17	3	14	134	9.6	27	0		
NFL Totals		57	57	1,012	4,227	4.2	84	23	121	1,007	8.3	64t	2		

**SINGLE-GAME HIGHS**

**Rushes:** 29, twice, last vs. New Orleans, 9/15/13  
**Rushing Yards:** 251, at Oakland, 11/4/12  
**Rushing TDs:** 4, at Oakland, 11/4/12  
**Receptions:** 7, twice, last at Carolina, 1/3/16  
**Receiving Yards:** 79, at Minnesota, 10/25/12  
**Receiving TDs:** 1, twice, last vs. Jacksonville, 10/11/15  
 11 100-Yard Rushing Games

**ADDITIONAL STATS**

**Fumbles-Lost:** 8-7 – 5-5 in 2015, 2-1 in 2013, 1-1 in 2012  
**Fumble Recoveries:** 3 – 1 in 2016; 1 in 2013, 1 in 2012.  
**Kick Returns:** 1 for 40 yards (9/8/13, at N.Y. Jets)  
**Misc. Tackles:** 5 – 3 in 2015, 1 in 2013, 1 in 2012

**MARTIN'S GAME-BY-GAME STATISTICS****2016**

DATE	OPP	ATT	YDS	RUSHING			TD	NO	YDS	RECEIVING			TD
				AVG	LG					AVG	LG		
Sept. 11	@ATL	18	62	3.4	17	0	5	34	6.8	14	0		
Sept. 18	@ARI	7	23	3.3	12	0	0	0	-	-	0		
Sept. 25	LA				Inactive								
Oct. 2	DEN				Inactive								
Oct. 10	@CAR				Inactive								
Oct. 23	@SF				Inactive								
Oct. 30	OAK				Inactive								
Nov. 3	ATL				Inactive								
Nov. 13	CHI	16	33	2.1	10	1	1	13	13.0	13	0		
Nov. 20	@KC	24	63	2.6	12	0	3	42	14.0	27	0		
Nov. 27	SEA	23	87	3.8	11	0	2	3	1.5	11	0		
Dec. 4	@SD	17	45	2.6	15	1	1	23	23.0	23	0		
Dec. 11	NO	23	66	2.9	8	1	2	19	9.5	11	0		
Dec. 18	@DAL	16	42	2.6	8	0	0	0	-	-	0		
Dec. 24	@NO				Inactive								
Jan. 1	CAR				Reserve/Suspended								
TOTALS		144	421	2.9	17	3	14	134	9.6	27	0		



## 2015

DATE	OPP	ATT	YDS	RUSHING			NO	YDS	RECEIVING			TD
				AVG	LG	TD			AVG	LG	TD	
Sept. 13	TEN	11	52	4.7	14	0	1	2	2.0	2	0	
Sept. 20	@NO	21	78	3.7	20	0	2	20	10.0	16	0	
Sept. 27	@HOU	14	46	3.3	17	0	0	0	-	-	0	
Oct. 4	CAR	20	106	5.3	26	1	5	37	7.4	15	0	
Oct. 11	JAC	24	123	5.1	39	2	3	35	11.7	13	1	
Oct. 25	@WAS	19	136	7.2	49	0	3	35	11.7	14	0	
Nov. 1	@ATL	23	71	3.1	18	0	1	7	7.0	7	0	
Nov. 8	NYG	11	31	2.8	5	0	2	12	6.0	10	0	
Nov. 15	DAL	18	63	3.5	18	0	4	40	10.0	25	0	
Nov. 22	@PHI	27	235	8.7	84	0	0	0	-	-	0	
Nov. 29	@IND	14	97	6.9	56	0	1	1	1.0	1	0	
Dec. 6	ATL	25	95	3.8	14	1	1	5	5.0	5	0	
Dec. 13	NO	11	81	7.4	24	1	1	5	5.0	5	0	
Dec. 17	@STL	18	91	5.1	17	0	1	6	6.0	6	0	
Dec. 27	CHI	17	49	2.9	9	1	1	6	6.0	6	0	
Jan. 3	@CAR	15	48	3.2	30	0	7	60	8.6	20	0	
TOTALS		288	1,402	4.9	84	6	33	271	8.2	25	1	

## 2014

DATE	OPP	ATT	YDS	RUSHING			NO	YDS	RECEIVING			TD
				AVG	LG	TD			AVG	LG	TD	
Sept. 7	CAR	9	9	1.0	4	0	1	7	7.0	7	0	
Sept. 14	STL				Inactive							
Sept. 21	@ATL				Inactive							
Sept. 28	@PIT	13	40	3.1	9	1	2	16	8.0	9	0	
Oct. 5	@NO	14	45	3.2	16	0	3	29	9.7	20	0	
Oct. 19	BAL	11	45	4.1	19	0	1	3	3.0	3	0	
Oct. 27	MIN	10	27	2.7	7	0	2	-1	-0.5	2	0	
Nov. 2	@CLE				Inactive							
Nov. 9	ATL				Inactive							
Nov. 16	@WAS				Inactive							
Nov. 23	@CHI	11	27	2.5	10	0	1	4	4.0	4	0	
Nov. 27	CIN	18	58	3.2	10	1	1	3	3.0	3	0	
Dec. 7	@DET	5	22	4.4	9	0	1	0	0.0	0	0	
Dec. 14	@CAR	14	96	6.9	63	0	1	3	3.0	3	0	
Dec. 21	GB	10	17	1.7	4	0	0	0	-	-	0	
Dec. 28	NO	19	108	5.7	45	0	0	0	-	-	1	
TOTALS		134	494	3.7	63	2	13	64	4.9	20	1	

## 2013

DATE	OPP	ATT	YDS	RUSHING			NO	YDS	RECEIVING			TD
				AVG	LG	TD			AVG	LG	TD	
Sept. 8	@NYJ	24	65	2.7	17	1	2	-1	-0.5	2	0	
Sept. 15	NO	29	144	5.0	28	0	0	0	-	-	0	
Sept. 22	@NE	20	88	4.4	11	0	2	20	10.0	13	0	
Sept. 29	ARI	27	45	1.7	12	0	3	16	5.3	12	0	
Oct. 13	PHI	16	67	4.2	24	0	4	24	6.0	10	0	
Oct. 20	@ATL	11	47	4.3	16	0	1	7	7.0	7	0	
Oct. 24	CAR				Inactive							
Nov. 3	@SEA				Inactive							
Nov. 11	MIA				Injured Reserve							
Nov. 17	ATL				Injured Reserve							
Nov. 24	@DET				Injured Reserve							
Dec. 1	@CAR				Injured Reserve							
Dec. 8	BUF				Injured Reserve							
Dec. 15	SF				Injured Reserve							
Dec. 22	@STL				Injured Reserve							
Dec. 29	@NO				Injured Reserve							
TOTALS		127	456	3.6	28	1	12	66	5.5	13	0	

## 2012

DATE	OPP	ATT	YDS	RUSHING		TD	NO	YDS	RECEIVING		TD
				AVG	LG				AVG	LG	
Sept. 9	CAR	24	95	4.0	15	0	4	23	5.8	11	0
Sept. 16	@NYG	20	66	3.3	12	1	0	0	-	-	0
Sept. 23	@DAL	19	53	2.8	17	0	2	21	10.5	12	0
Sept. 30	WAS	8	33	4.1	10	0	2	9	4.5	6	0
Oct. 14	KC	13	76	5.8	23	0	2	55	27.5	42	0
Oct. 21	NO	16	85	5.3	36t	1	3	37	12.3	18	0
Oct. 25	@MIN	29	135	4.7	41	1	3	79	26.3	64t	1
Nov. 4	@OAK	25	251	10.0	70t	4	4	21	5.3	8	0
Nov. 11	SD	19	68	3.6	14	0	3	51	17.0	42	0
Nov. 18	@CAR	24	138	5.8	27	0	4	23	5.8	10	0
Nov. 25	ATL	21	50	2.4	10	2	2	13	6.5	8	0
Dec. 2	@DEN	18	56	3.1	9	0	3	42	14.0	26	0
Dec. 9	PHI	28	128	4.6	14	1	3	4	1.3	6	0
Dec. 16	@NO	9	16	1.8	11	0	3	19	6.3	8	0
Dec. 23	STL	18	62	3.4	8	0	7	57	8.1	17	0
Dec. 30	@ATL	28	142	5.1	40t	1	4	18	4.5	12	0
<b>TOTALS</b>		<b>319</b>	<b>1,454</b>	<b>4.6</b>	<b>70t</b>	<b>11</b>	<b>49</b>	<b>472</b>	<b>9.6</b>	<b>64t</b>	<b>1</b>

16

## FREDDIE MARTINO

WIDE RECEIVER

HT: 6-0 WT: 195

DOB: 9/7/91

NFL: 2ND YEAR

ACQ: FA-'16

COLLEGE: NORTH GREENVILLE



## ACQUIRED BY BUCS:

- × Signed by Tampa Bay as a free agent on May 12, 2016.

## ORIGINALLY ENTERED NFL:

- × Originally entered the NFL as a college free agent with the Atlanta Falcons on May 12, 2014.

## TRANSACTIONS:

- × Signed by Atlanta on May 12, 2014. Waived on August 29, 2014.
- × Signed to Atlanta's practice squad on September 1, 2014. Waived on November 21, 2014.
- × Signed to Atlanta's practice squad on November 25, 2014. Promoted to active roster on December 29, 2014. Waived on August 7, 2015.
- × Signed by Philadelphia on August 10, 2015. Waived on September 5, 2015.
- × Signed to Philadelphia's practice squad on September 6, 2015. Promoted to the active roster on January 4, 2016. Waived on May 2, 2016.
- × Signed by Tampa Bay on May 12, 2016. Waived on September 3, 2016.
- × Signed to Tampa Bay's practice squad on September 3, 2016. Promoted to active roster on September 21, 2016.

## CAREER HIGHLIGHTS:

- × Caught his first career touchdown against Chicago (11/13), a 43-yard score.
- × Made first career catch, a nine-yard reception against Atlanta on Thursday Night Football (11/3).
- × Made NFL debut with the Falcons at Baltimore (10/19/14).

## 2016 HIGHLIGHTS:

- × Spent the first two weeks of the season on the practice squad, before being promoted to the active roster.
- × Made Buccaneers debut against Los Angeles (9/25).
- × Played against Denver (10/2) and at San Francisco (10/23).
- × Played seven snaps against Oakland (10/30).
- × Made first career catch, a nine-yard reception against Atlanta on Thursday Night Football (11/3).
- × Caught his first career touchdown against Chicago (11/13), a 43-yard score.
- × Played 10 snaps at Kansas City (11/20) and six snaps vs. Seattle (11/27), both wins.
- × Caught four passes for 56 yards in a win at San Diego (12/4).

- × Saw 16 snaps in a win over New Orleans (12/11).
- × Caught a 25-yard pass on Sunday Night Football at Dallas (12/18), helping set up a Roberto Aguayo field goal.
- × Caught a nine-yard pass on third-and-six, extending a Buccaneers drive in a win against Carolina (1/1/17).

### COLLEGE/PERSONAL:

- × Started 44-of-48 games played at North Greenville (2010-13), recording school records in receptions (296) and yards (3,766) while notching 26 receiving touchdowns as well as rushing 41 times for 250 yards and five touchdowns.
- × Led the team in receptions and receiving yards in all four of his college seasons.
- × As a senior in 2013, set an NCAA Division II single-season record with 146 receptions in 11 games. His 13.3 receptions-per-game average also marked the highest single-game average in Division II history.
- × Started all 11 games in his final collegiate season, finishing with 146 receptions for 1,680 yards and 12 touchdowns, setting school single-season records for receptions and receiving yards in the process.
- × Started 10-of-11 games played as a junior (2012), recording 49 receptions for 511 yards and three touchdowns as well as two rushing touchdowns.
- × As a sophomore (2011), started 12-of-14 games played, tallying 66 receptions for 1,007 yards and seven touchdowns.
- × Started 11-of-12 games played as a freshman (2010), recording 35 receptions for 569 yards and four touchdowns as well as carrying the ball 23 times for 249 yards and three touchdowns.
- × Was a four-sport athlete at North High School (North, South Carolina), earning all-state honors in football, baseball and track, and snagging all-region honors in basketball.
- × Born Freddie Martino on September 7, 1991 in North, South Carolina.

## MARTINO'S CAREER STATISTICS

YEAR	TEAM	RECEIVING						RUSHING					
		GP	GS	NO	YDS	AVG	LG	TD	ATT	YDS	AVG	LG	TD
2014	Atlanta	1	0	0	0	-	-	0	0	0	-	-	0
2016	Tampa Bay	14	0	8	142	17.8	43t	1	0	0	-	-	0
NFL Totals		15	0	8	142	17.8	43t	1	0	0	-	-	0

## MARTINO'S GAME-BY-GAME STATISTICS

**2016**

DATE	OPP	RECEIVING						RUSHING					
		NO	YDS	AVG	LG	TD	ATT	YDS	AVG	LG	TD		
Sept. 11	@ATL												
Sept. 18	@ARI												
Sept. 25	LA	0	0	-	-	0	0	0	-	-	0		
Oct. 2	DEN	0	0	-	-	0	0	0	-	-	0		
Oct. 10	@CAR					Not With Team							
Oct. 23	@SF	0	0	-	-	0	0	0	-	-	0		
Oct. 30	OAK	0	0	-	-	0	0	0	-	-	0		
Nov. 3	ATL	1	9	9.0	9	0	0	0	-	-	0		
Nov. 13	CHI	1	43	43.0	43t	1	0	0	-	-	0		
Nov. 20	@KC	0	0	-	-	0	0	0	-	-	0		
Nov. 27	SEA	0	0	-	-	0	0	0	-	-	0		
Dec. 4	@SD	4	56	14.0	17	0	0	0	-	-	0		
Dec. 11	NO	0	0	-	-	0	0	0	-	-	0		
Dec. 18	@DAL	1	25	25.0	25	0	0	0	-	-	0		
Dec. 24	@NO	0	0	-	-	0	0	0	-	-	0		
Jan. 1	CAR	1	9	9.0	9	0	0	0	-	-	0		
TOTALS		8	142	17.8	43t	1	0	0	-	-	0		

36

**ROBERT MCCLAIN****CORNERBACK****HT: 5-9 WT: 195****DOB: 7/22/88****NFL: 6TH YEAR****ACQ: UFA (LAC), 2017****COLLEGE: CONNECTICUT****ACQUIRED BY BUCS:**

- × Signed by Tampa Bay on May 10, 2017 as an unrestricted free agent from Los Angeles Chargers.

**ORIGINALLY ENTERED NFL:**

- × Originally entered the NFL as a seventh-round pick (249th overall) of the Carolina Panthers in the 2010 NFL Draft.

**CAREER HIGHLIGHTS:**

- × Has played for Carolina (2010, 2015-16), Atlanta (2012-14) and San Diego Chargers (2016).
- × Has played in 80 career regular season games, with 23 starts, totaling 225 tackles, seven tackles for loss, 23 passes defended, four interceptions (returned 61 yards), 2.5 sacks, two forced fumbles and three fumble recoveries (returned 28 yards).
- × Has started 3-of-5 postseason contests, registering 19 tackles and five passes defended.
- × Has four career games with two passes defended, a career high (Week 13 vs. New Orleans in 2012; Week 16 at New Orleans in 2014; NFC Championship game vs. Arizona in 2016; Super Bowl vs. Denver in 2016).
- × Registered first career sack at Miami (9/22/13).
- × Recorded a career-high 10 tackles in Week 1 of 2013 at New Orleans (9/8/13).
- × Notched first career interception against Denver (9/17/12).
- × Made first career postseason start against Seattle (1/17/16).
- × Made postseason debut against Seattle (1/13/13).
- × Made first career start vs. Atlanta (12/12/10).
- × Made NFL debut at N.Y. Giants (9/12/10).

**2016 HIGHLIGHTS:**

- × Played in 14 games with six starts, starting 6-of-11 games with the Carolina Panthers, before playing in three games with the San Diego Charger.
- × On the year, recorded 34 tackles, two tackles for loss, one pass defended and a half sack.
- × Against Tampa Bay (10/10), recorded a season-high seven tackles and had a half sack.
- × Had a pass defended at Seattle (12/4).

**COLLEGE/PERSONAL:**

- × Played in 46 games with 18 starts at Connecticut (2006-09), totaling 129 tackles, 14 passes defended, 10 interceptions, three fumble recoveries, two forced fumbles and a sack. Also returned 15 kickoffs for 271 yards and 23 punts for 274 yards and one touchdown.
- × Earned second-team All-Big East Conference honors as a senior (2009), registering 64 tackles, six passes defended, four interceptions, one forced fumble and one fumble recovery. Also averaged 12.6 yards per punt return, including an 87-yard return for a score.
- × In 2008 as a junior, played in 13 games with four starts, with 30 tackles, five passes defends and three interceptions, including two returned for touchdown.
- × As a sophomore (2007), played in 13 games with one start, registering 30 tackles, three interceptions, three passes defended and one fumble recovery.
- × Played seven games as a true freshman (2006), with five tackles, one forced fumble and one fumble recovery.
- × Majored in political science.
- × Attended Patuxent High School (Lusby, Maryland).
- × Born Robert McClain on July 22, 1988.

# MCCLAIN'S CAREER STATISTICS

YEAR	TEAM	TACKLES							INTERCEPTIONS					FUMBLES			ST TACKLES		
		GP	GS	TOT	SOLO	ASST.	SK	YDS	NO	YDS	LG	TD	PD	FF	FR	YDS	T	S	A
2010	Carolina	16	2	8	7	1	0.0	0.0	0	0	0	0	1	0	0	0	8	7	1
2012	Atlanta	15	3	57	49	8	0.0	0.0	1	32	32	0	10	0	2	28	4	4	0
2013	Atlanta	16	6	63	53	10	1.0	4.0	0	0	0	0	5	2	1	0	2	2	0
2014	Atlanta	16	6	56	46	10	1.0	1.0	2	5	5	0	5	0	0	0	4	4	0
2015	Carolina	3	0	7	4	3	0.0	0.0	1	24	24	0	1	0	0	0	0	0	0
2016	CAR/SD	14	6	34	19	15	0.5	4.0	0	0	0	0	1	0	0	0	5	3	2
NFL Totals		80	23	225	178	47	2.5	9.0	4	61	32	0	23	2	3	28	23	20	3
PLAYOFFS																			
YEAR	TEAM	TACKLES							INTERCEPTIONS					FUMBLES			ST TACKLES		
		GP	GS	TOT	SOLO	ASST.	SK	YDS	NO	YDS	LG	TD	PD	FF	FR	YDS	T	S	A
2012	Atlanta	2	0	1	0	1	0.0	0.0	0	0	0	0	0	0	0	0	0	0	0
2015	Carolina	3	3	18	13	5	0.0	0.0	0	0	0	0	5	0	0	0	0	0	0
Postseason		5	3	19	13	6	0.0	0.0	0	0	0	0	5	0	0	0	0	0	0

# MCCLAIN'S GAME-BY-GAME STATISTICS

2016

DATE	OPP	TACKLES							INTERCEPTIONS					FUMBLES			ST TACKLES		
		T	S	A	TFL	SK	YDS	QH	NO	YDS	LG	TD	PD	FF	FR	YDS	T	S	A
SepSept. 8	@DEN	4	4	0	0	0.0	0.0	0	0	0	0	0	0	0	0	0	0	0	0
Sept. 18	SF	1	0	1	0	0.0	0.0	0	0	0	0	0	0	0	0	0	0	0	0
Sept. 25	MIN	3	2	1	0	0.0	0.0	0	0	0	0	0	0	0	0	0	0	0	0
Oct. 2	@ATL	0	0	0	0	0.0	0.0	0	0	0	0	0	0	0	0	0	1	1	0
Oct. 10	TB	7	3	4	0	0.5	4.0	1	0	0	0	0	0	0	0	0	0	0	0
Oct. 16	@NO								Inactive										
Oct. 30	ARI	5	2	3	0	0.0	0.0	0	0	0	0	0	0	0	0	0	0	0	0
Nov. 6	@LA	0	0	0	0	0.0	0.0	0	0	0	0	0	0	0	0	0	0	0	0
Nov. 13	KC	5	4	1	1	0.0	0.0	0	0	0	0	0	0	0	0	0	1	0	1
Nov. 17	NO	3	1	2	0	0.0	0.0	0	0	0	0	0	0	0	0	0	0	0	0
Nov. 27	@OAK	1	0	1	0	0.0	0.0	0	0	0	0	0	0	0	0	0	2	1	1
Dec. 4	@SEA	5	3	2	1	0.0	0.0	0	0	0	0	0	1	0	0	0	0	0	0
Dec. 11	SD								Not With Team										
Dec. 19	OAK*	0	0	0	0	0.0	0.0	0	0	0	0	0	0	0	0	0	1	1	0
Dec. 24	@CLE*	0	0	0	0	0.0	0.0	0	0	0	0	0	0	0	0	0	0	0	0
Jan. 1	KC*	0	0	0	0	0.0	0.0	0	0	0	0	0	0	0	0	0	0	0	0
TOTALS		34	19	15	2	0.5	4.0	1	0	0	0	0	1	0	0	0	5	3	2

\*Games Played with San Diego

2015 (W/CAROLINA)

DATE	OPP	TACKLES							INTERCEPTIONS					FUMBLES			ST TACKLES		
		T	S	A	TFL	SK	YDS	QH	NO	YDS	LG	TD	PD	FF	FR	YDS	T	S	A
Sept. 13	@JAX								Not With Team										
Sept. 20	HOU								Not With Team										
Sept. 27	NO								Not With Team										
Oct. 4	@TB								Not With Team										
Oct. 18	@SEA								Not With Team										
Oct. 25	PHI								Not With Team										
Nov. 2	IND								Not With Team										
Nov. 8	GB								Not With Team										
Nov. 15	@TEN								Not With Team										
Nov. 22	WAS								Not With Team										
Nov. 26	@DAL								Not With Team										
Dec. 6	@NO								Not With Team										
Dec. 13	ATL								Not With Team										
Dec. 20	@NYG	0	0	0	0	0.0	0.0	0	0	0	0	0	0	0	0	0	0	0	0
Dec. 27	@ATL	0	0	0	0	0.0	0.0	0	0	0	0	0	0	0	0	0	0	0	0
Jan. 3	TB	7	4	3	0	0.0	0.0	0	1	24	24	0	1	0	0	0	0	0	0
TOTALS		7	4	3	0	0.0	0.0	0	1	24	24	0	1	0	0	0	0	0	0
PLAYOFFS																			
Jan. 17	SEA	8	6	2	0	0.0	0.0	0	0	0	0	0	1	0	0	0	0	0	0
Jan. 24	ARI	6	5	1	0	0.0	0.0	0	0	0	0	0	2	0	0	0	0	0	0
Feb. 7	DEN	4	2	2	0	0.0	0.0	0	0	0	0	0	2	0	0	0	0	0	0
TOTALS		18	13	5	0	0.0	0.0	0	0	0	0	0	5	0	0	0	0	0	0

## 2014 (W/ATLANTA)

DATE	OPP	TACKLES							INTERCEPTIONS					FUMBLES			ST TACKLES		
		T	S	A	TFL	SK	YDS	QH	NO	YDS	LG	TD	PD	FF	FR	YDS	T	S	A
Sept. 7	NO	5	4	1	0	0.0	0.0	0	1	0	0	0	1	0	0	0	0	0	0
Sept. 14	@CIN	2	1	1	0	0.0	0.0	0	0	0	0	0	0	0	0	0	0	0	0
Sept. 18	TB	6	4	2	0	0.0	0.0	0	0	0	0	0	0	0	0	0	1	1	0
Sept. 28	@MIN	3	3	0	0	0.0	0.0	0	0	0	0	0	0	0	0	0	0	0	0
Oct. 5	@NYG	2	1	1	0	0.0	0.0	0	0	0	0	0	0	0	0	0	1	1	0
Oct. 12	CHI	2	2	0	1	1.0	1.0	1	0	0	0	0	0	0	0	0	0	0	0
Oct. 19	@BAL	0	0	0	0	0.0	0.0	0	0	0	0	0	0	0	0	0	0	0	0
Oct. 26	DET	4	4	0	0	0.0	0.0	0	0	0	0	0	0	0	0	0	0	0	0
Nov. 9	@TB	0	0	0	0	0.0	0.0	0	0	0	0	0	0	0	0	0	0	0	0
Nov. 16	@CAR	3	3	0	1	0.0	0.0	0	0	0	0	0	0	0	0	0	1	1	0
Nov. 23	CLE	6	5	1	0	0.0	0.0	0	0	0	0	0	0	0	0	0	0	0	0
Nov. 30	ARI	2	2	0	0	0.0	0.0	0	0	0	0	0	1	0	0	0	0	0	0
Dec. 8	@GB	6	5	1	0	0.0	0.0	0	0	0	0	0	0	0	0	0	1	1	0
Dec. 14	PIT	3	2	1	0	0.0	0.0	0	0	0	0	0	1	0	0	0	0	0	0
Dec. 21	@NO	6	5	1	0	0.0	0.0	0	1	5	5	0	2	0	0	0	0	0	0
Dec. 28	CAR	6	5	1	0	0.0	0.0	0	0	0	0	0	0	0	0	0	0	0	0
TOTALS		56	46	10	2	1.0	1.0	1	2	5	5	0	5	0	0	0	4	4	0

## 2013 (W/ATLANTA)

DATE	OPP	TACKLES							INTERCEPTIONS					FUMBLES			ST TACKLES		
		T	S	A	TFL	SK	YDS	QH	NO	YDS	LG	TD	PD	FF	FR	YDS	T	S	A
Sept. 8	@NO	10	8	2	0	0.0	0.0	0	0	0	0	0	1	0	0	0	0	0	0
Sept. 15	STL	9	9	0	0	0.0	0.0	1	0	0	0	0	1	0	0	0	0	0	0
Sept. 22	@MIA	6	6	0	1	1.0	4.0	1	0	0	0	0	0	0	0	0	0	0	0
Sept. 29	NE	4	4	0	0	0.0	0.0	0	0	0	0	0	0	0	0	0	0	0	0
Oct. 7	NYJ	1	1	0	0	0.0	0.0	0	0	0	0	0	0	0	0	0	0	0	0
Oct. 20	TB	2	2	0	1	0.0	0.0	1	0	0	0	0	0	0	0	0	0	0	0
Oct. 27	@ARI	0	0	0	0	0.0	0.0	0	0	0	0	0	0	0	0	0	0	0	0
Nov. 3	@CAR	1	1	0	0	0.0	0.0	0	0	0	0	0	0	0	0	0	0	0	0
Nov. 10	SEA	0	0	0	0	0.0	0.0	0	0	0	0	0	0	0	0	0	0	0	0
Nov. 17	@TB	7	5	2	0	0.0	0.0	0	0	0	0	0	1	0	0	0	0	0	0
Nov. 21	NO	5	4	1	0	0.0	0.0	0	0	0	0	0	0	0	0	0	1	1	0
Dec. 1	@BUF	5	5	0	0	0.0	0.0	0	0	0	0	0	1	1	0	0	0	0	0
Dec. 8	@GB	5	4	1	0	0.0	0.0	0	0	0	0	0	0	0	0	0	0	0	0
Dec. 15	WAS	5	2	3	0	0.0	0.0	0	0	0	0	0	0	1	1	0	0	0	0
Dec. 23	@SF	2	2	0	0	0.0	0.0	0	0	0	0	0	1	0	0	0	0	0	0
Dec. 29	CAR	1	0	1	0	0.0	0.0	0	0	0	0	0	0	0	0	0	1	1	0
TOTALS		63	53	10	2	1.0	4.0	3	0	0	0	0	5	2	1	0	2	2	0

## 2012 (W/ATLANTA)

DATE	OPP	TACKLES							INTERCEPTIONS					FUMBLES			ST TACKLES		
		T	S	A	TFL	SK	YDS	QB	NO	YDS	LG	TD	PD	FF	FR	YDS	T	S	A
Sept. 9	@KC	Inactive																	
Sept. 17	DEN	0	0	0	0	0.0	0.0	0	1	32	0	0	1	0	0	0	0	0	0
Sept. 23	@SD	0	0	0	0	0.0	0.0	0	0	0	0	0	0	0	0	0	0	0	0
Sept. 30	CAR	3	3	0	0	0.0	0.0	0	0	0	0	0	0	0	0	0	0	0	0
Oct. 7	@WAS	2	2	0	0	0.0	0.0	0	0	0	0	0	0	0	0	0	0	0	0
Oct. 14	OAK	2	1	1	0	0.0	0.0	0	0	0	0	0	1	0	1	13	0	0	0
Oct. 28	@PHI	6	6	0	0	0.0	0.0	1	0	0	0	0	1	0	0	0	1	1	0
Nov. 4	DAL	6	4	2	0	0.0	0.0	0	0	0	0	0	0	0	0	0	0	0	0
Nov. 11	@NO	4	4	0	0	0.0	0.0	0	0	0	0	0	1	0	0	0	1	1	0
Nov. 18	ARI	7	6	1	0	0.0	0.0	0	0	0	0	0	1	0	0	0	1	1	0
Nov. 25	@TB	2	2	0	0	0.0	0.0	0	0	0	0	0	1	0	0	0	0	0	0
Nov. 29	NO	6	5	1	0	0.0	0.0	0	0	0	0	0	2	0	0	0	1	1	0
Dec. 9	@CAR	8	7	1	1	0.0	0.0	0	0	0	0	0	0	0	0	0	0	0	0
Dec. 16	NYG	4	3	1	0	0.0	0.0	0	0	0	0	0	0	0	0	0	0	0	0
Dec. 22	@DET	5	4	1	0	0.0	0.0	0	0	0	0	0	1	0	1	15	0	0	0
Dec. 30	TB	2	2	0	0	0.0	0.0	0	0	0	0	0	1	0	0	0	0	0	0
TOTALS		57	49	8	1	0.0	0.0	1	1	32	0	0	10	0	2	28	4	4	0

93

**GERALD MCCOY****DEFENSIVE TACKLE****HT: 6-4 WT: 300****DOB: 2/25/88****NFL: 8TH YEAR****ACQ: D1, 2010****COLLEGE: OKLAHOMA****ACQUIRED BY BUCS:**

- × Selected by Tampa Bay in the first round (3rd overall) of the 2010 NFL Draft.

**AWARDS & ACCOLADES:**

- × 5x Pro Bowl Selection (2012-16).
- × 2013 AP All-Pro First Team Selection.
- × 2x AP All-Pro Second Team Selection (2014 & 2016).
- × 2x Sporting News First Team All-Pro Selection (2013-14).
- × 2x PFWA All-NFL Team Selection (2012-13).
- × 2014 PFWA All-NFC Team Selection.

**CAREER HIGHLIGHTS:**

- × Selected to five consecutive Pro Bowls (2012-16).
- × Named All-Pro by Associated Press (first team – 2013; second team – 2014, 2016), Sporting News (first team – 2013, 2014), and PFWA (first team – 2013; All-NFC – 2014).
- × Has served as a Buccaneers defensive captain from 2012-16.
- × Has 42.5 career sacks, the fourth-most in franchise history, trailing Hall of Famers Lee Roy Selmon and Warren Sapp and Simeon Rice.
- × Leads all NFL defensive tackles in sacks since 2013 with 33.5 sacks, 4.5 more than any other player at the position. Also ranks sixth with 13 passes defended and sixth with 41 tackles for loss in that time span among defensive tackles.
- × His career-high 9.5 sacks in 2013 were the fourth-most in the NFL by a defensive tackle and the fifth-most ever by a Buccaneers defensive tackle.
- × In 2013, he was Pro Football Focus' highest-rated defensive tackle and recorded the second-highest grade they have ever given (2008-present). According to the website, McCoy's 79.5 combined sacks, quarterback hits and pressures led the NFL.
- × His 15 tackles for loss in 2013, ranked seventh in the NFL and first among defensive tackles.

- × Posted career-high three sacks vs. Atlanta (11/17/13), which tied for the most sacks in a single game by a Buccaneers defensive tackle.
- × In 2012, anchored NFL's No. 1-ranked rushing defense, which allowed a franchise-record 82.5 yards per game. Also ranked second on team with five sacks and added 30 tackles, two passes defended, one forced fumble and one fumble recovery.
- × Became just the fifth defensive rookie to start for the Buccaneers on opening day since 1995 when he started vs. Cleveland (9/12/10).
- × In 2010, ranked tied for third on the team with 3.0 sacks, tied for fourth on the team with 6.0 tackles for loss and ranked second with 17 quarterback pressures during his rookie season, despite missing the final three games.
- × Registered first career sack at San Francisco (11/21/10).
- × Posted first career multi-sack game at Baltimore (11/28/10).
- × Matched then-career high with 2.0 sacks at Dallas (9/23/12). Also recorded four tackles, including two for loss, and a forced fumble.
- × Recovered first fumble of career vs. Atlanta (11/25/12).
- × Saw first career offensive snaps vs. Chicago (11/13/16) when he lined up as a goal-line fullback on three plays, the last of which was a one-yard touchdown run by Doug Martin.

**2016 HIGHLIGHTS:**

- × Started all 15 games that he has played, recording 34 tackles, including five for loss, 7.0 sacks, two forced fumbles, three fumble recoveries and five passes defended.
- × Ranked fourth among all NFL defensive tackles with seven sacks and five passes defended.
- × One of three NFL defensive tackles with 7+ sacks and 5+ passes defended (Calais Campbell, Aaron Donald).

- x Recorded three tackles, including two for loss, one sack and two passes defended in season-opening win at Atlanta (9/11). Second pass defended occurred on an Atlanta fourth down to seal the Buccaneers victory.
- x Registered three tackles and a quarterback hit at Arizona (9/18).
- x Posted two tackles vs. Los Angeles (9/25).
- x Recorded two tackles and a half-sack vs. Denver (10/2), before leaving the game with a calf injury.
- x Missed Week 5 at Carolina (10/10) with a calf injury.
- x Notched three tackles, one sack, one forced fumble, one fumble recovery, and one pass defended in win at San Francisco (10/23).
- x Registered one tackle vs. Oakland (10/30).
- x Recorded a sack-fumble of Matt Ryan, which was recovered by the Buccaneers, vs. Atlanta (11/3).
- x Collected three tackles and a half-sack in 36-10 win vs. Chicago (11/13). Saw first career offensive snaps when he lined up as a goal-line fullback on three plays, the last of which was a one-yard touchdown run by Doug Martin.
- x Recovered a fumble and tipped a pass that resulted in a Buccaneers interception in win at Kansas City (11/20).
- x Posted three tackles and 1.5 sack in 14-5 win vs. Seattle (11/27) and was part of a pass rush that recorded six sacks and 12 quarterback hits on Russell Wilson.
- x Recorded a sack of Philip Rivers in win at San Diego (12/4).
- x Logged two tackles and a quarterback hit in win vs. New Orleans (12/11).
- x Notched two tackles and a pass defended at New Orleans (12/24).
- x Collected season-high six tackles vs. Carolina (1/1).
- x Finished career with 83 tackles, including 14.5 sacks, 33 tackles for loss and 21 quarterback pressures.
- x Also recorded two forced fumbles and two fumble recoveries, one interception and had four passes defended.
- x Led Oklahoma with 12 quarterback pressures, and was second on the team with 15.5 tackles for loss as a senior.
- x Earned All-American first-team honors from Walter Camp, Football Writers Association and Sporting News. Lombardi Trophy Finalist and consensus All-Big 12 first-team.
- x Honorable mention Big 12 Defensive Player of the Year and Defensive Lineman of the Year by the coaches.
- x Earned Sporting News first-team All-American and AP second-team All-American honors.
- x Consensus All-Big 12 first-team and Big 12 Defensive Player of the Year by the Dallas Morning News.
- x First career interception came in the BCS title game against Florida in 2008.
- x Named Big 12 Defensive Freshman of the Year while also earning freshman All-American honors by Rivals, The Sporting News and CollegeFootballNews.com.
- x Majored in human relations.

## PERSONAL:

- x Son of Gerald and the late Patricia McCoy.
- x Married to Ebony McCoy, the couple have four children: son Marcellus Crutchfield, daughter Nevaeh McCoy and twins Gerald and Germany McCoy.
- x Born Gerald McCoy on February 25, 1988, in Oklahoma City, Oklahoma.

## COMMUNITY:

- x Is committed to making a difference in the lives of children from single-parent families, annually hosting holiday events and charitable efforts in the Tampa area.
- x In June 2016 and 2017, hosted the Gerald McCoy Youth Football Clinic at One Buccaneer Place to teach football fundamentals to youths, with a portion of children coming from single-parent households.
- x Each December, along with his wife and family, surprises single-parent and underprivileged families from the Bay area with toys and gift cards for the "McCoy Family Christmas" event.
- x A major supporter of the National Pediatric Cancer Foundation, has annually served as a spokesperson and participated in the Buccaneers Cut for a Cure, also donating tens of thousands of dollars towards the team's fundraising efforts. Also serves as a celebrity escort to children fighting cancer in the charity's Fashion Funds the Cure fashion show.
- x Spokesperson for the Glazer Family Foundation's Vision Program, promoting the importance of healthy eyesight and wearing glasses for Title I students throughout Tampa Bay.

## COLLEGE:

- x The highest-drafted interior lineman by the Buccaneers since Warren Sapp was selected 12th overall in 1995.
- x Third player from University of Oklahoma to be selected by the Buccaneers in the first round joining DE Lee Roy Selmon (1st overall in 1976) and G Davin Joseph (23rd overall in 2006).
- x Was the second of three Oklahoma Sooners drafted in the first four picks of 2010 NFL Draft marking the first time in NFL history that one college has had three players selected among the first four picks.
- x Two-time team captain that started all 40 games during his Oklahoma career (2007-09), playing the three-technique right defensive tackle position.
- x His 40 consecutive starts led the team and is a school record for defensive linemen.



- ✕ Is active in the Buccaneers' annual "Special Olympics Day" at Training Camp, leading the athletes through football drills and activities.
- ✕ Served as Grand Marshal for the 2016 Firestone Grand Prix of St. Petersburg.
- ✕ Was presented with the 2012 Pop Warner Little Scholars "Inspiration to Youth" Award at Pop Warner's annual All-American Scholastic Banquet in Orlando, Florida in May 2012.
- ✕ Sponsors the "Gerald's Little Giants" Front Row Fans section to provide a special gameday experience at Raymond James Stadium for local charities.
- ✕ Along with the defensive line, purchased toys and hosted a surprise shopping spree for underprivileged families in the "D-Line Delivers Christmas" events in December 2012, 2013, 2014, 2015 and 2016.
- ✕ Following home games in 2012 and 2013, shared inspirational words about his faith to thousands of fans as part of the team's "Faith and Football" celebration events at Raymond James Stadium.
- ✕ Helped present a \$100,000 grant in September 2012 to build Tampa Bay Buccaneers Field in Clearwater's North Greenwood community, where McCoy and teammates also led local youths through football drills.
- ✕ Supported the Buccaneers "Wall of Hope" celebration in September 2012 by hosting pediatric cancer patients at One Buccaneer Place for a ceremonial event to raise awareness for the Pediatric Cancer Foundation.
- ✕ In June 2012, visited the Carrollwood Cardinals youth football program to lead children through football drills and help present thousands of dollars in new sporting equipment that vandals had stolen from the league.
- ✕ An avid comic book fan and movie buff, sponsored a special screening of Marvel's The Avengers for more than 400 Buccaneers fans in May 2012 and again in 2015.
- ✕ Helped surprise 30 families with tickets, gift cards, a shopping spree and more for the fifth annual Day of Giving event in December 2011.
- ✕ Signed autographs and greeted fans at the Buccaneers' Official Season Kickoff Party in September 2010 and 2011.
- ✕ Along with teammates and general manager Mark Dominik, greeted soldiers recovering from injury and illness at James A. Haley VA Hospital in November 2010 and 2011 in honor of Veterans Day.
- ✕ Greeted hospital patients and sang Christmas carols to retirement home residents in December 2010.
- ✕ As part of the Buccaneers Rookie Club in 2010, visited Metropolitan Ministries to prepare food and spend time with kids in the Ministries' after school program; participated in arts and crafts, a costume contest and haunted houses with underprivileged youths at the Buccaneers' Halloween Celebration; and hosted a bowling outing for foster children and accompanied the Boys & Girls Club of Orlando to a theme park.

## McCOY'S CAREER STATISTICS

YEAR	TEAM	GP	GS	TACKLES				SK	YDS	INTERCEPTIONS				TD	FUMBLES			
				TOT	SOLO	ASST				NO	YDS	LG			PD	FF	FR	YDS
2010	Tampa Bay	13	13	43	27	16		3.0	22.0	0	0	0		0	5	1	0	0
2011	Tampa Bay	6	6	13	12	1		1.0	6.0	0	0	0		0	0	1	0	0
2012	Tampa Bay	16	16	30	24	6		5.0	35.0	0	0	0		0	2	1	1	0
2013	Tampa Bay	16	16	50	35	15		9.5	71.5	0	0	0		0	4	0	1	0
2014	Tampa Bay	13	13	35	28	7		8.5	60.5	0	0	0		0	3	1	0	0
2015	Tampa Bay	15	15	34	26	8		8.5	59.5	0	0	0		0	1	0	0	0
2016	Tampa Bay	15	15	34	26	8		7.0	51.0	0	0	0		0	5	2	2	0
NFL Totals		94	94	239	178	61		42.5	305.5	0	0	0		0	20	6	4	0

### SINGLE-GAME HIGHS

**Tackles:** 8, vs. Carolina, 9/7/13

**Sacks:** 3.0, vs. Atlanta, 11/17/13

**Forced Fumbles:** 1, six times, last vs. Atlanta, 11/3/16

**Passes Defensed:** 2, twice, last at Atlanta, 9/11/15

# McCOY'S GAME-BY-GAME STATISTICS

OWNERSHIP

VETERANS & DRAFT PICKS

2016 IN REVIEW

HISTORY

RECORDS

SIDELINES

2016

DATE	OPP	TACKLES							INTERCEPTIONS					FUMBLES			ST TACKLES		
		T	S	A	TFL	SK	YDS	QH	NO	YDS	LG	TD	PD	FF	FR	YDS	T	S	A
Sept. 11	@ATL	3	3	0	2	1.0	6.0	1	0	0	0	0	2	0	0	0	0	0	0
Sept. 18	@ARI	3	2	1	0	0.0	0.0	1	0	0	0	0	0	0	0	0	0	0	0
Sept. 25	LA	2	1	1	0	0.0	0.0	0	0	0	0	0	0	0	0	0	0	0	0
Oct. 2	DEN	2	1	1	1	1.0	11.0	1	0	0	0	0	0	0	0	0	0	0	0
Oct. 10	@CAR	Inactive																	
Oct. 23	@SF	3	2	1	0	1.0	4.0	1	0	0	0	0	1	1	1	0	0	0	0
Oct. 30	OAK	1	1	0	0	0.0	0.0	1	0	0	0	0	0	0	0	0	0	0	0
Nov. 3	ATL	3	3	0	0	1.0	9.0	1	0	0	0	0	0	1	0	0	0	0	0
Nov. 13	CHI	3	2	1	0	0.5	3.5	1	0	0	0	0	0	0	0	0	0	0	0
Nov. 20	@KC	0	0	0	0	0.0	0.0	0	0	0	0	0	1	0	1	0	0	0	0
Nov. 27	SEA	3	2	1	1	1.5	10.5	2	0	0	0	0	0	0	0	0	0	0	0
Dec. 4	@SD	1	1	0	1	1.0	7.0	2	0	0	0	0	0	0	0	0	0	0	0
Dec. 11	NO	2	1	1	0	0.0	0.0	2	0	0	0	0	0	0	0	0	0	0	0
Dec. 18	@DAL	0	0	0	0	0.0	0.0	0	0	0	0	0	0	0	0	0	0	0	0
Dec. 24	@NO	2	2	0	0	0.0	0.0	1	0	0	0	0	1	0	0	0	0	0	0
Jan. 1	CAR	6	5	1	0	0.0	0.0	0	0	0	0	0	0	0	0	0	0	0	0
TOTALS		34	26	8	5	7.0	51.0	14	0	0	0	0	5	2	2	0	0	0	0

2015

DATE	OPP	TACKLES							INTERCEPTIONS					FUMBLES			ST TACKLES		
		T	S	A	TFL	SK	YDS	QH	NO	YDS	LG	TD	PD	FF	FR	YDS	T	S	A
Sept. 13	TEN	3	3	0	1	1.0	11.0	1	0	0	0	0	0	0	0	0	0	0	0
Sept. 20	@NO	2	2	0	1	1.0	11.0	1	0	0	0	0	1	0	0	0	0	0	0
Sept. 27	@HOU	2	1	1	0	0.0	0.0	1	0	0	0	0	0	0	0	0	0	0	0
Oct. 4	CAR	4	4	0	2	1.0	9.0	1	0	0	0	0	0	0	0	0	0	0	0
Oct. 11	JAC	3	1	2	1	1.5	5.5	2	0	0	0	0	0	0	0	0	0	0	0
Oct. 25	@WAS	2	1	1	0	0.0	0.0	1	0	0	0	0	0	0	0	0	0	0	0
Nov. 1	@ATL	1	1	0	0	0.0	0.0	3	0	0	0	0	0	0	0	0	0	0	0
Nov. 8	NYG	1	1	0	0	0.0	0.0	1	0	0	0	0	0	0	0	0	0	0	0
Nov. 15	DAL	1	1	0	0	0.0	0.0	0	0	0	0	0	0	0	0	0	0	0	0
Nov. 22	@PHI	3	2	1	1	1.5	10.0	2	0	0	0	0	0	0	0	0	0	0	0
Nov. 29	@IND	2	2	0	1	1.0	4.0	1	0	0	0	0	0	0	0	0	0	0	0
Dec. 6	ATL	Inactive																	
Dec. 13	NO	3	2	1	0	0.0	0.0	0	0	0	0	0	0	0	0	0	0	0	0
Dec. 17	@STL	1	0	1	0	0.5	6.0	1	0	0	0	0	0	0	0	0	0	0	0
Dec. 27	CHI	4	4	0	1	1.0	3.0	1	0	0	0	0	0	0	0	0	0	0	0
Jan. 3	@CAR	2	1	1	0	0.0	0.0	1	0	0	0	0	0	0	0	0	0	0	0
TOTALS		34	26	8	8	8.5	59.5	17	0	0	0	0	1	0	0	0	0	0	0

2014

DATE	OPP	TACKLES							INTERCEPTIONS					FUMBLES			ST TACKLES		
		T	S	A	TFL	SK	YDS	QH	NO	YDS	LG	TD	PD	FF	FR	YDS	T	S	A
Sept. 7	CAR	8	8	0	2	1.0	9.0	1	0	0	0	0	0	0	0	0	0	0	0
Sept. 14	STL	0	0	0	0	0.0	0.0	0	0	0	0	0	0	0	0	0	0	0	0
Sept. 18	@ATL	Inactive																	
Sept. 28	@PIT	2	1	1	1	1.0	6.0	1	0	0	0	0	1	0	0	0	0	0	0
Oct. 5	@NO	4	3	1	2	0.0	0.0	4	0	0	0	0	0	0	0	0	0	0	0
Oct. 12	BAL	3	2	1	1	0.0	0.0	0	0	0	0	0	0	0	0	0	0	0	0
Oct. 26	MIN	2	1	1	0	1.0	6.0	2	0	0	0	0	1	0	0	0	0	0	0
Nov. 2	@CLE	2	2	0	2	2.0	13.0	2	0	0	0	0	0	0	0	0	0	0	0
Nov. 9	ATL	1	1	0	1	0.0	0.0	0	0	0	0	0	0	0	0	0	0	0	0
Nov. 16	@WAS	5	3	2	1	1.5	11.5	2	0	0	0	0	0	0	0	0	0	0	0
Nov. 23	@CHI	3	3	0	0	1.0	7.0	1	0	0	0	0	0	1	0	0	0	0	0
Nov. 30	CIN	2	2	0	1	1.0	8.0	1	0	0	0	0	1	0	0	0	0	0	0
Dec. 7	@DET	2	2	0	1	0.0	0.0	0	0	0	0	0	0	0	0	0	0	0	0
Dec. 14	@CAR	1	0	1	0	0.0	0.0	0	0	0	0	0	0	0	0	0	0	0	0
Dec. 21	GB	Injured Reserve																	
Dec. 28	NO	Injured Reserve																	
TOTALS		35	28	7	12	8.5	60.5	14	0	0	0	0	3	1	0	0	0	0	0

## 2013

DATE	OPP	TACKLES							INTERCEPTIONS					FUMBLES			ST TACKLES		
		T	S	A	TFL	SK	YDS	QH	NO	YDS	LG	TD	PD	FF	FR	YDS	T	S	A
Sept. 9	@NYJ	2	1	1	0	0.0	0.0	1	0	0	0	0	0	0	0	0	0	0	0
Sept. 15	NO	2	2	0	1	1.0	7.0	1	0	0	0	0	0	0	0	0	0	0	0
Sept. 22	@NE	3	3	0	0	0.0	0.0	0	0	0	0	0	0	0	0	0	0	0	0
Sept. 29	ARI	1	1	0	1	1.0	8.0	1	0	0	0	0	1	0	1	12	0	0	0
Oct. 13	PHI	3	2	1	0	0.0	0.0	1	0	0	0	0	0	0	0	0	0	0	0
Oct. 20	@ATL	2	1	1	1	0.0	0.0	1	0	0	0	0	0	0	0	0	0	0	0
Oct. 24	CAR	1	1	0	0	0.0	0.0	0	0	0	0	0	0	0	0	0	0	0	0
Nov. 3	@SEA	6	2	4	0	0.0	0.0	2	0	0	0	0	0	0	0	0	0	0	0
Nov. 11	MIA	5	3	2	3	1.0	10.0	3	0	0	0	0	0	0	0	0	0	0	0
Nov. 17	ATL	5	4	1	3	3.0	20.0	4	0	0	0	0	1	0	0	0	0	0	0
Nov. 24	@DET	3	3	0	2	0.0	0.0	0	0	0	0	0	0	0	0	0	0	0	0
Dec. 1	@CAR	0	0	0	0	0.0	0.0	0	0	0	0	0	0	0	0	0	0	0	0
Dec. 8	BUF	6	5	1	1	1.0	2.0	3	0	0	0	0	1	0	0	0	0	0	0
Dec. 15	SF	3	2	1	2	1.0	9.0	1	0	0	0	0	0	0	0	0	0	0	0
Dec. 22	@STL	6	4	2	1	1.0	10.0	1	0	0	0	0	0	0	0	0	0	0	0
Dec. 29	@NO	2	1	1	0	0.0	0.0	1	0	0	0	0	1	0	0	0	0	0	0
TOTALS		50	35	15	15	9.0	66.0	19	0	0	0	0	4	0	1	0	0	0	0

## 2012

DATE	OPP	TACKLES							INTERCEPTIONS					FUMBLES			ST TACKLES		
		T	S	A	TFL	SK	YDS	QH	NO	YDS	LG	TD	PD	FF	FR	YDS	T	S	A
Sept. 9	CAR	2	2	0	2	1.0	8.0	2	0	0	0	0	0	0	0	0	0	0	0
Sept. 16	@NYG	2	2	0	0	0.0	0.0	1	0	0	0	0	1	0	0	0	0	0	0
Sept. 23	@DAL	4	3	1	2	2.0	9.0	3	0	0	0	0	0	1	0	0	0	0	0
Sept. 30	WAS	3	3	0	1	0.0	0.0	0	0	0	0	0	0	0	0	0	0	0	0
Oct. 14	KC	1	1	0	0	0.0	0.0	0	0	0	0	0	0	0	0	0	0	0	0
Oct. 21	NO	3	1	2	0	0.0	0.0	0	0	0	0	0	1	0	0	0	0	0	0
Oct. 25	@MIN	1	0	1	0	0.0	0.0	0	0	0	0	0	0	0	0	0	0	0	0
Nov. 4	@OAK	1	0	1	0	0.0	0.0	0	0	0	0	0	0	0	0	0	0	0	0
Nov. 11	SD	1	1	0	0	0.0	0.0	1	0	0	0	0	0	0	0	0	0	0	0
Nov. 18	@CAR	2	2	0	1	0.0	0.0	0	0	0	0	0	0	0	0	0	0	0	0
Nov. 25	ATL	0	0	0	0	0.0	0.0	0	0	0	0	0	0	0	1	0	0	0	0
Dec. 2	@DEN	4	4	0	0	0.0	0.0	0	0	0	0	0	0	0	0	0	0	0	0
Dec. 9	PHI	5	4	1	3	2.0	18.0	3	0	0	0	0	0	0	0	0	0	0	0
Dec. 16	@NO	1	0	1	0	0.0	0.0	3	0	0	0	0	0	0	0	0	0	0	0
Dec. 23	STL	0	0	0	0	0.0	0.0	2	0	0	0	0	0	0	0	0	0	0	0
Dec. 30	@ATL	0	0	0	0	0.0	0.0	1	0	0	0	0	0	0	0	0	0	0	0
TOTALS		30	24	6	9	5.0	35.0	16	0	0	0	0	2	1	1	0	0	0	0

## 2011

DATE	OPP	TACKLES							INTERCEPTIONS					FUMBLES			ST TACKLES		
		T	S	A	TFL	SK	YDS	QB	NO	YDS	LG	TD	PD	FF	FR	YDS	T	S	A
Sept. 11	DET	3	3	0	1	0.0	0.0	0	0	0	0	0	0	1	0	0	0	0	0
Sept. 18	@MIN	3	3	0	0	0.0	0.0	3	0	0	0	0	0	0	0	0	0	0	0
Sept. 25	ATL	1	1	0	0	0.0	0.0	6	0	0	0	0	0	0	0	0	0	0	0
Oct. 3	IND	6	5	1	3	1.0	6.0	4	0	0	0	0	0	0	0	0	0	0	0
Oct. 9	@SF	0	0	0	0	0.0	0.0	0	0	0	0	0	0	0	0	0	0	0	0
Oct. 16	NO								Inactive										
Oct. 23	CHI								Inactive										
Nov. 6	@NO	0	0	0	0	0.0	0.0	0	0	0	0	0	0	0	0	0	0	0	0
Nov. 13	HOU								Injured Reserve										
Nov. 20	@GB								Injured Reserve										
Nov. 27	@TEN								Injured Reserve										
Dec. 4	CAR								Injured Reserve										
Dec. 11	@JAC								Injured Reserve										
Dec. 17	DAL								Injured Reserve										
Dec. 24	@CAR								Injured Reserve										
Jan. 1	@ATL								Injured Reserve										
TOTALS		13	12	1	4	1.0	6.0	13	0	0	0	0	0	1	0	0	0	0	0

## 2010

DATE	OPP	TACKLES							INTERCEPTIONS					FUMBLES			TACKLES		
		T	S	A	TFL	SK	YDS	QBP	NO	YDS	LG	TD	PD	FF	FR	YDS	T	S	A
Sept. 12	CLE	4	3	1	1	0.0	0.0	2	0	0	0	0	0	0	0	0	0	0	0
Sept. 19	@CAR	6	1	5	1	0.0	0.0	1	0	0	0	0	0	0	0	0	0	0	0
Sept. 26	PIT	2	0	2	0	0.0	0.0	0	0	0	0	0	0	0	0	0	0	0	0
Oct. 10	@CIN	1	0	1	0	0.0	0.0	2	0	0	0	0	1	0	0	0	0	0	0
Oct. 17	NO	1	1	0	1	0.0	0.0	1	0	0	0	0	0	0	0	0	0	0	0
Oct. 24	STL	3	2	1	0	0.0	0.0	0	0	0	0	0	1	0	0	0	0	0	0
Oct. 31	@ARI	5	5	0	1	0.0	0.0	2	0	0	0	0	0	0	0	0	0	0	0
Nov. 7	@ATL	3	2	1	1	0.0	0.0	3	0	0	0	0	0	0	0	0	0	0	0
Nov. 14	CAR	5	4	1	1	0.0	0.0	1	0	0	0	0	2	1	0	0	0	0	0
Nov. 21	@SF	7	3	4	0	1.0	5.0	2	0	0	0	0	1	0	0	0	0	0	0
Nov. 28	@BAL	3	3	0	0	2.0	17.0	0	0	0	0	0	0	0	0	0	0	0	0
Dec. 5	ATL	2	2	0	0	0.0	0.0	3	0	0	0	0	0	0	0	0	0	0	0
Dec. 12	@WAS	1	1	0	0	0.0	0.0	0	0	0	0	0	0	0	0	0	0	0	0
Dec. 19	DET									Injured Reserve									
Dec. 26	SEA									Injured Reserve									
Jan. 2	@NO									Injured Reserve									
TOTALS		43	27	16	6	3.0	22.0	17	0	0	0	0	5	1	0	0	0	0	0

98

## CLINTON McDONALD

DEFENSIVE TACKLE

HT: 6-2 WT: 297

DOB: 1/6/87

NFL: 8TH YEAR

ACQ: UFA (SEA), 2014

COLLEGE: MEMPHIS



## ACQUIRED BY BUCS:

- × Signed by Tampa Bay on March 12, 2014, as an unrestricted free agent from Seattle.

## ORIGINALLY ENTERED NFL:

- × Originally entered the NFL as a seventh-round pick, (249th overall) of the Cincinnati Bengals in the 2009 NFL Draft.

## CAREER HIGHLIGHTS:

- × Has played in 83 career games, with 33 starts, recording 2011 tackles, 14.0 sacks, five passes defended, five fumble recoveries and two interceptions.
- × Has played in five career postseason games, with one start, recording 10 tackles and two fumble recoveries.
- × Since 2013, ranks 20th among defensive tackles with 147 tackles, tied for 15th with 14.0 sacks, and tied for 27th with four passes defended.
- × His two interceptions since 2013 are tied for the most by a defensive lineman in the NFL.
- × Won Super Bowl XLVIII with the Seattle Seahawks.
- × Played for Cincinnati (2009-10) and Seattle (2011-13) before joining Tampa Bay.
- × Posted career-high eight tackles at Houston (9/27/15) and vs. Denver (10/2/16).
- × Has notched a career-high 1.5 two times – vs. Jacksonville (9/22/13) and vs. Denver (10/2/16).
- × Tallied first career sack against Jacksonville (9/22/13), dropping Jaguars QB Chad Henne for a nine-yard loss.
- × Recorded first career interception against Minnesota (11/17/13).
- × Registered first career fumble recovery at St. Louis (11/20/11).
- × Made first career start at San Diego (11/27/11).
- × Made NFL debut against Pittsburgh (11/8/10).

**2016 HIGHLIGHTS:**

- × Started all 12 games that he played and recorded 36 tackles, including six for loss. Added 3.5 sacks.
- × Started and recorded one tackle in season-opening win at Atlanta (9/11).
- × Started and registered three tackles at Arizona (9/18).
- × Logged six tackles, including two for loss, vs. Los Angeles (9/25).
- × Tied career highs with eight tackles, including two for loss, and 1.5 sacks vs. Denver (10/2).
- × Missed Games 5-8 with a hamstring injury.
- × Returned to action with a sack in 36-10 win vs. Chicago (11/13).
- × Posted three tackles in win at Kansas City (11/20).
- × Recorded one tackle in 14-5 win vs. Seattle (11/27).
- × Collected four tackles in win at San Diego (12/4).
- × Logged three tackles in win vs. New Orleans (12/11).
- × Tallied four tackles and a sack at New Orleans (12/24).
- × Registered two tackles in win vs. Carolina (1/1).

**COLLEGE/PERSONAL:**

- × Played four seasons at Memphis (2005-08), starting 33-of-48 games played, totaling 141 tackles and 11.5 sacks.
- × Voted first-team All-Conference USA as a senior, recording a team-leading 7.0 sacks.
- × Against Arkansas State as a senior, tied a school record with 4.0 sacks, earning C-USA Defensive Player of the Week honors.
- × Attended Jacksonville High School (Jacksonville, Arkansas).
- × A three-year letterman on the football team, earned Class 5-A all-state honors and was named to the Arkansas Democrat-Gazette's 5-A Top Prospects list.
- × Son of Larry and Bonnie McDonald
- × Born Clinton Myers McDonald on January 6, 1987 in Jacksonville, Arkansas.

**COMMUNITY:**

- × Hosts annual "Iron Sharpens Iron" Football and Cheer Camp in his hometown of Jacksonville, Arkansas for children.
- × In May 2016 and 2017, served as an honorary guest speaker at the Buccaneers annual General H Norman Schwarzkopf Military Family of the Year Awards at One Buccaneer Place.
- × In September 2016, represented the Buccaneers at the opening of "Glazer Family Field" at the Jackson Heights NFL YET Center.
- × In May 2016, greeted and addressed Team USA before it competed in the Invictus Games, the international Paralympic-style sports event for wounded, injured, or sick armed service members and veterans.
- × Is active in the Buccaneers' annual "Special Olympics Day" at Training Camp, leading the athletes through football drills and activities.
- × Helped hand out candy to trick-or-treaters from Buccaneers Academy schools attending Lowry Park Zoo's ZooBoo KIDS Halloween event in October 2015.
- × Paired up with United Way volunteers and students to install a "Learning Garden" at Davis Elementary in September 2015.
- × In August 2015, visited patients at St. Joseph's Children's Hospital in Tampa.
- × In March 2015, visited Hunter's Creek Middle School in Orlando to lead students in PLAY 60 drills, present the school with a \$10,000 PLAY 60 grant, and congratulate Bobby Sena for being named the national winner of the NFL PLAY 60 Super Kid competition.
- × Along with the defensive line, purchased toys and hosted a surprise shopping spree for underprivileged families in the "D-Line Does Christmas" event in December 2014, 2015 and 2016.
- × On Veterans' Day 2014, greeted military service members at James A. Haley Veterans' Hospital.
- × In September 2014, participated in a Buccaneers Academy ribbon-cutting ceremony and helped build an outdoor class at Sheehy Elementary in Tampa.
- × In June 2014 and 2015, had his head shaved by children battling cancer as part of the Buccaneers Cut for a Cure to raise funds and awareness for the Pediatric Cancer Foundation.

## McDONALD'S CAREER STATISTICS

YEAR	TEAM	GP	GS	TACKLES				SK	YDS	INTERCEPTIONS				TD	FUMBLES			
				TOT	SOLO	ASST				NO	YDS	LG			PD	FF	FR	YDS
2010	Cincinnati	8	0	4	4	0		0.0	0	0	0	0	0	0	0	0	0	0
2011	Seattle	15	1	35	21	14		0.0	0	0	0	0	0	0	0	0	1	2
2012	Seattle	14	0	25	17	8		0.0	0	0	0	0	0	1	0	0	0	0
2013	Seattle	15	1	35	19	16		5.5	44.5	1	3	3	0	2	0	1	0	0
2014	Tampa Bay	13	13	45	34	11		5.0	41.0	1	3	3	0	2	0	2	1	1
2015	Tampa Bay	6	6	31	21	10		0.0	0.0	0	0	0	0	0	0	0	0	0
2016	Tampa Bay	12	12	36	25	11		3.5	14.5	0	0	0	0	0	0	0	0	0
NFL Totals		83	33	211	141	70		14.0	100.0	2	6	3	0	5	0	4	3	3
PLAYOFFS																		
YEAR	TEAM	GP	GS	TACKLES				SK	YDS	INTERCEPTIONS				TD	FUMBLES			
				TOT	SOLO	ASST				NO	YDS	LG			PD	FF	FR	YDS
2012	Seattle	2	0	3	1	2		0.0	0.0	0	0	0	0	0	0	0	1	0
2013	Seattle	3	1	7	4	3		0.0	0.0	0	0	0	0	0	0	0	1	0
Postseason		5	1	10	5	5		0.0	0.0	1	3	3	0	3	0	3	2	2

### SINGLE-GAME HIGHS

**Tackles:** 8, twice, last vs. Denver, 10/2/16

**Sacks:** 1.5, twice, last vs. Denver, 10/2/16

**Interceptions:** 1, two times, last at Cleveland, 11/2/14

**Fumble Recoveries:** 1, seven times (twice in postseason), last vs. Green Bay, 12/22/14

**Passes Defensed:** 1, five times, last vs. New Orleans, 12/28/14

## McDONALD'S GAME-BY-GAME STATISTICS

### 2016

DATE	OPP	TACKLES							INTERCEPTIONS				FUMBLES				ST TACKLES		
		T	S	A	TFL	SK	YDS	QH	NO	YDS	LG	TD	PD	FF	FR	YDS	T	S	A
Sept. 11	@ATL	1	1	0	0	0.0	0.0	0	0	0	0	0	0	0	0	0	0	0	0
Sept. 18	@ARI	3	3	0	0	0.0	0.0	0	0	0	0	0	0	0	0	0	0	0	0
Sept. 25	LA	6	3	3	2	0.0	0.0	0	0	0	0	0	0	0	0	0	0	0	0
Oct. 2	DEN	8	6	2	2	1.5	8.5	2	0	0	0	0	0	0	0	0	0	0	0
Oct. 10	@CAR								Inactive										
Oct. 23	@SF								Inactive										
Oct. 30	OAK								Inactive										
Nov. 3	ATL								Inactive										
Nov. 13	CHI	1	1	0	1	1.0	5.0	2	0	0	0	0	0	0	0	0	0	0	0
Nov. 20	@KC	3	3	0	0	0.0	0.0	0	0	0	0	0	0	0	0	0	0	0	0
Nov. 27	SEA	1	1	0	0	0.0	0.0	0	0	0	0	0	0	0	0	0	0	0	0
Dec. 4	@SD	4	3	1	0	0.0	0.0	0	0	0	0	0	0	0	0	0	0	0	0
Dec. 11	NO	3	2	1	0	0.0	0.0	0	0	0	0	0	0	0	0	0	0	0	0
Dec. 18	@DAL	0	0	0	0	0.0	0.0	0	0	0	0	0	0	0	0	0	0	0	0
Dec. 24	@NO	4	1	3	1	1.0	1.0	1	0	0	0	0	0	0	0	0	0	0	0
Jan. 1	CAR	2	1	1	0	0.0	0.0	0	0	0	0	0	0	0	0	0	0	0	0
TOTALS		36	25	11	6	3.5	14.5	5	0	0	0	0	0	0	0	0	0	0	0

## 2015

DATE	OPP	TACKLES							INTERCEPTIONS					FUMBLES			ST TACKLES		
		T	S	A	TFL	SK	YDS	QH	NO	YDS	LG	TD	PD	FF	FR	YDS	T	S	A
Sept. 13	TEN	4	4	0	0	0.0	0.0	0	0	0	0	0	0	0	0	0	0	0	0
Sept. 20	@NO	6	4	2	0	0.0	0.0	0	0	0	0	0	0	0	0	0	0	0	0
Sept. 27	@HOU	8	4	4	0	0.0	0.0	0	0	0	0	0	0	0	0	0	0	0	0
Oct. 4	CAR	4	2	2	0	0.0	0.0	0	0	0	0	0	0	0	0	0	0	0	0
Oct. 11	JAC	3	3	0	1	0.0	0.0	0	0	0	0	0	0	0	0	0	0	0	0
Oct. 25	@WAS	6	4	2	1	0.0	0.0	0	0	0	0	0	0	0	0	0	0	0	0
Nov. 1	@ATL								Inactive										
Nov. 8	NYG								Injured Reserve										
Nov. 15	DAL								Injured Reserve										
Nov. 22	@PHI								Injured Reserve										
Nov. 29	@IND								Injured Reserve										
Dec. 6	ATL								Injured Reserve										
Dec. 13	NO								Injured Reserve										
Dec. 17	@STL								Injured Reserve										
Dec. 27	CHI								Injured Reserve										
Jan. 3	@CAR								Injured Reserve										
TOTALS		31	21	10	2	0.0	0.0	0	0	0	0	0	0	0	0	0	0	0	0

## 2014

DATE	OPP	TACKLES							INTERCEPTIONS					FUMBLES			ST TACKLES		
		T	S	A	TFL	SK	YDS	QH	NO	YDS	LG	TD	PD	FF	FR	YDS	T	S	A
Sept. 7	CAR	1	0	1	0	0.0	0.0	1	0	0	0	0	0	0	0	0	0	0	0
Sept. 14	STL	7	6	1	1	1.0	10.0	1	0	0	0	0	0	0	0	0	0	0	0
Sept. 18	@ATL	5	4	1	1	0.0	0.0	0	0	0	0	0	0	0	0	0	0	0	0
Sept. 28	@PIT	4	2	2	0	0.0	0.0	1	0	0	0	0	0	0	0	0	0	0	0
Oct. 5	@NO	1	1	0	0	0.0	0.0	0	0	0	0	0	0	0	0	0	0	0	0
Oct. 12	BAL	4	4	0	2	0.0	0.0	0	0	0	0	0	0	0	0	0	0	0	0
Oct. 26	MIN	1	1	0	0	0.0	0.0	0	0	0	0	0	0	0	0	0	0	0	0
Nov. 2	@CLE	4	2	2	1	0.0	0.0	0	1	3	3	0	1	0	0	0	0	0	0
Nov. 9	ATL	2	1	1	1	1.0	7.0	1	0	0	0	0	0	0	0	0	0	0	0
Nov. 16	@WAS	4	3	1	1	1.0	6.0	2	0	0	0	0	0	0	0	0	0	0	0
Nov. 23	@CHI	2	2	0	1	1.0	10.0	1	0	0	0	0	0	0	1	0	0	0	0
Nov. 30	CIN								Inactive										
Dec. 7	@DET								Inactive										
Dec. 14	@CAR								Inactive										
Dec. 21	GB	6	5	1	0	0.0	0.0	0	0	0	0	0	0	0	1	1	0	0	0
Dec. 28	NO	4	3	1	1	1.0	8.0	1	0	0	0	0	1	0	0	0	0	0	0
TOTALS		45	34	11	9	5.0	41.0	8	1	3	3	0	2	0	2	1	0	0	0

## 2013 (W/SEATTLE)

DATE	OPP	TACKLES							INTERCEPTIONS					FUMBLES			ST TACKLES		
		T	S	A	TFL	SK	YDS	QB	NO	YDS	LG	TD	PD	FF	FR	YDS	T	S	A
Sept. 8	@CAR								Not With Team										
Sept. 15	SF	0	0	0	0	0.0	0.0	1	0	0	0	0	0	0	0	0	0	0	0
Sept. 22	JAC	5	2	3	1	1.5	10.5	2	0	0	0	0	0	0	0	0	0	0	0
Sept. 29	@HOU	5	5	0	2	1.0	9.0	1	0	0	0	0	0	0	1	0	0	0	0
Oct. 6	IND	1	1	0	0	0.0	0.0	1	0	0	0	0	0	0	0	0	0	0	0
Oct. 13	TEN	2	0	2	0	0.0	0.0	1	0	0	0	0	1	0	0	0	0	0	0
Oct. 17	@ARI	2	2	0	2	1.0	6.0	2	0	0	0	0	0	0	0	0	0	0	0
Oct. 28	@STL	2	2	0	0	0.0	0.0	0	0	0	0	0	0	0	0	0	0	0	0
Nov. 3	TB	2	0	2	0	0.0	0.0	0	0	0	0	0	0	0	0	0	0	0	0
Nov. 10	@ATL	0	0	0	0	0.0	0.0	0	0	0	0	0	0	0	0	0	0	0	0
Nov. 17	MIN	3	2	1	0	0.0	0.0	1	1	3	3	0	1	0	1	0	0	0	0
Dec. 2	NO	1	0	1	0	0.0	0.0	2	0	0	0	0	0	0	0	0	0	0	0
Dec. 8	@SF	3	3	0	1	1.0	9.0	1	0	0	0	0	0	0	0	0	0	0	0
Dec. 15	@NYG	1	0	1	0	0.0	0.0	0	0	0	0	0	0	0	0	0	0	0	0
Dec. 22	ARI	3	1	2	0	0.0	0.0	2	0	0	0	0	0	0	0	0	0	0	0
Dec. 29	STL	5	1	4	1	1.0	10.0	1	0	0	0	0	0	0	0	0	0	0	0
TOTALS		35	19	16	7	5.5	44.5	15	1	3	3	0	2	0	2	0	0	0	0
PLAYOFFS																			
Jan. 11	NO	1	0	1	0	0.0	0.0	0	0	0	0	0	0	0	0	0	0	-	-
Jan. 19	SF	1	1	0	0	0.0	0.0	0	0	0	0	0	0	0	0	0	0	-	-
Feb. 2	DEN	5	3	2	0	0.0	0.0	1	0	0	0	0	0	0	1	0	0	-	-
TOTALS		7	4	3	0	0.0	0.0	1	0	0	0	0	0	0	0	0	0	-	-

## 2012 (W/SEATTLE)

DATE	OPP	TACKLES			TFL	SK	YDS	QBP	NO	INTERCEPTIONS				PD	FUMBLES			ST TACKLES		
		T	S	A						YDS	LG	TD			FF	FR	YDS	T	S	A
Sept. 9	@ARI	2	2	0	1	0.0	0.0	0	0	0	0	0	0	0	0	0	0	0	0	0
Sept. 16	DAL	3	1	2	0	0.0	0.0	0	0	0	0	0	0	0	0	0	0	0	0	0
Sept. 24	GB	3	2	1	0	0.0	0.0	0	0	0	0	0	0	0	0	0	0	0	0	0
Sept. 30	@STL	1	1	0	0	0.0	0.0	0	0	0	0	0	1	0	0	0	0	0	0	0
Oct. 7	@CAR	0	0	0	0	0.0	0.0	0	0	0	0	0	0	0	0	0	0	0	0	0
Oct. 14	NE																			
Oct. 18	@SF	2	2	0	0	0.0	0.0	0	0	0	0	0	0	0	0	0	0	0	0	0
Oct. 28	@DET	2	2	0	0	0.0	0.0	0	0	0	0	0	0	0	0	0	0	0	0	0
Nov. 4	MIN	2	1	1	0	0.0	0.0	0	0	0	0	0	0	0	0	0	0	0	0	0
Nov. 11	NYJ																			
Nov. 25	@MIA	0	0	0	0	0.0	0.0	0	0	0	0	0	0	0	0	0	0	0	0	0
Dec. 2	@CHI	3	2	1	0	0.0	0.0	1	0	0	0	0	0	0	0	0	0	0	0	0
Dec. 9	ARI	2	2	0	1	0.0	0.0	0	0	0	0	0	0	0	0	0	0	0	0	0
Dec. 16	@BUF	1	0	1	0	0.0	0.0	0	0	0	0	0	0	0	0	0	0	0	0	0
Dec. 23	SF	3	2	1	0	0.0	0.0	0	0	0	0	0	0	0	0	0	0	0	0	0
Dec. 30	STL	1	0	1	0	0.0	0.0	0	0	0	0	0	0	0	0	0	0	0	0	0
TOTALS		35	19	16	7	5.5	44.5	15	1	3	3	0	2	0	2	0	0	0	0	0
PLAYOFFS																				
Jan. 6	@WAS	1	0	1	0	0.0	0.0	0	0	0	0	0	0	0	1	0	0	0	0	0
Jan. 13	@ATL	2	1	1	0	0.0	0.0	0	0	0	0	0	0	0	0	0	0	0	0	0
TOTALS		3	1	2	0	0.0	0.0	0	0	0	0	0	0	0	1	0	0	0	0	0

## 2011 (W/SEATTLE)

DATE	OPP	TACKLES			TFL	SK	YDS	QBP	NO	INTERCEPTIONS				PD	FUMBLES			ST TACKLES		
		T	S	A						YDS	LG	TD			FF	FR	YDS	T	S	A
Sept. 11	@SF	0	0	0	1	0.0	0.0	0	0	0	0	0	0	0	0	0	0	0	0	0
Sept. 18	@PIT	3	1	2	0	0.0	0.0	0	0	0	0	0	0	0	0	0	0	0	0	0
Sept. 25	ARI	2	0	2	0	0.0	0.0	0	0	0	0	0	0	0	0	0	0	0	0	0
Oct. 2	ATL	6	5	1	0	0.0	0.0	0	0	0	0	0	0	0	0	0	0	0	0	0
Oct. 9	@NYG	1	1	0	0	0.0	0.0	0	0	0	0	0	0	0	0	0	0	0	0	0
Oct. 23	@CLE	3	2	1	0	0.0	0.0	0	0	0	0	0	0	0	0	0	0	0	0	0
Oct. 30	CIN	1	0	1	0	0.0	0.0	0	0	0	0	0	0	0	0	0	0	0	0	0
Nov. 6	@DAL	1	0	1	0	0.0	0.0	0	0	0	0	0	0	0	0	0	0	0	0	0
Nov. 13	BAL	1	1	0	0	0.0	0.0	1	0	0	0	0	0	0	0	0	0	0	0	0
Nov. 20	@STL	2	2	0	0	0.0	0.0	2	0	0	0	0	0	0	0	0	0	0	0	0
Nov. 27	WAS	4	3	1	0	0.0	0.0	0	0	0	0	0	0	0	0	0	0	0	0	0
Dec. 1	PHI	4	2	2	0	0.0	0.0	1	0	0	0	0	0	0	0	0	0	0	0	0
Dec. 12	STL	3	0	3	0	0.0	0.0	0	0	0	0	0	0	0	1	2	0	0	0	0
Dec. 18	@CHI	1	1	0	0	0.0	0.0	0	0	0	0	0	0	0	0	0	0	0	0	0
Dec. 24	SF								Inactive											
Jan. 1	@ARI	3	3	0	0	0.0	0.0	0	0	0	0	0	0	0	0	0	0	0	0	0
TOTALS		35	21	14	1	0.0	0.0	4	0	0	0	0	0	0	0	1	2	0	0	0

## 2010 (W/CINCINNATI)

DATE	OPP	TACKLES			TFL	SK	YDS	QBP	NO	INTERCEPTIONS				PD	FUMBLES			ST TACKLES		
		T	S	A						YDS	LG	TD			FF	FR	YDS	T	S	A
Sept. 13	@NE								Cincinnati Practice Squad											
Sept. 19	BAL								Cincinnati Practice Squad											
Sept. 26	@CAR								Cincinnati Practice Squad											
Oct. 3	@CLE								Cincinnati Practice Squad											
Oct. 10	TB								Cincinnati Practice Squad											
Oct. 24	@ATL								Cincinnati Practice Squad											
Oct. 31	MIA								Cincinnati Practice Squad											
Nov. 8	PIT	0	0	0	0	0.0	0.0	0	0	0	0	0	0	0	0	0	0	0	0	0
Nov. 14	@IND	1	1	0	0	0.0	0.0	0	0	0	0	0	0	0	0	0	0	0	0	0
Nov. 21	BUF	0	0	0	0	0.0	0.0	1	0	0	0	0	0	0	0	0	0	0	0	0
Nov. 25	@NYJ	1	0	1	0	0.0	0.0	0	0	0	0	0	0	0	0	0	0	0	0	0
Dec. 5	NO								Did Not Play											
Dec. 12	@PIT	0	0	0	0	0.0	0.0	1	0	0	0	0	0	0	0	0	0	0	0	0
Dec. 19	CLE	2	1	1	0	0.0	0.0	0	0	0	0	0	0	0	0	0	0	0	0	0
Dec. 26	SD	0	0	0	0	0.0	0.0	0	0	0	0	0	0	0	0	0	0	0	0	0
Jan. 2	@BAL	0	0	0	0	0.0	0.0	0	0	0	0	0	0	0	0	0	0	0	0	0
TOTALS		4	2	2	0	0.0	0.0	2	0	0	0	0	0	0	0	0	0	0	0	0



33

**JEREMY McNICHOLS****RUNNING BACK****HT: 5-9 WT: 214****DOB: 12/26/1995****NFL: ROOKIE****ACQ: 5-2017****COLLEGE: BOISE STATE****ACQUIRED BY BUCS:**

- × Selected in the fifth round (162nd overall) of the 2017 NFL Draft by the Buccaneers.

**COLLEGE:**

- × Played in 34 games, starting the final 25 of his collegiate career at Boise State (2014-16), rushing 571 times for 3,205 yards (5.6 avg.) and 44 touchdowns, while catching 103 passes for 1,089 yards and 11 touchdowns. Also returned 28 kickoffs for 554 yards (19.8 avg.).
- × Earned second-team All-Mountain West honors in both 2016 & 2015.
- × Declared for the draft following his junior season (2016), after starting all 13 games, rushing 314 times for 1,709 yards (5.4 avg.) and 23 touchdowns, along with 37 receptions for 474 yards (12.8 avg.) and four touchdowns.
- × His 1,709 rushing yards and 27 total touchdowns were the third-most in a single season in Boise State history, while his 23 rushing touchdowns were the fourth-most in school history. He ranked second in the NCAA in total touchdowns, while standing third in rushing touchdowns.
- × A Doak Walker Award semifinalist, a member of the Maxwell Award Watch List and a four-time Mountain West Offensive Player of the Week in 2016.
- × Started 12 games as a sophomore (2015), rushing 240 times for 1,337 yards (5.6 avg.) for 20

touchdowns, while catching 52 passes for 460 yards and six touchdowns.

- × His 26 total touchdowns ranked second in the country and he set a Mountain West record for consecutive games with a rushing touchdown (12).
- × Earned first career Mountain West Offensive Player of the Week award in 2015.
- × As a true freshman (2014), played in nine games, rushing 17 times for 159 yards (9.4 avg.) and one touchdown, with 15 catches for 155 yards and one touchdown. Returned 19 kickoffs for 393 yards.

**PERSONAL:**

- × Attended Santa Margarita High School (Rancho Santa Margarita, California).
- × Earned first-team all-league, all-region and all-state honors following senior season.
- × Born Jeremy McNichols on December 26, 1995.

**COMMUNITY:**

- × In June 2017, toured MacDill Air Force Base to greet military servicemen and servicewomen and learn about the important role that the base plays in the Tampa community and beyond.
- × In June 2017, went go-karting with first-year members from Tampa Fire Rescue.

64

**KEVIN PAMPHILE****GUARD****HT: 6-5 WT: 315****DOB: 11/27/90****NFL: 4TH YEAR****ACQ: D5B, 2014****COLLEGE: PURDUE****ACQUIRED BY BUCS:**

- x Selected in the fifth round (149th overall) of the 2014 NFL Draft by the Buccaneers.

**CAREER HIGHLIGHTS:**

- x Has played in 37 games, with 18 starts.
- x Made NFL and Buccaneers debut at Cleveland (11/2/2014), seeing time on offense and special teams.
- x Started first NFL game at Carolina (12/14/2014), serving as a tight end.
- x Completed first full 16-game season in 2015, recording two starts: one at left guard and one as an additional offensive lineman.
- x In 2015, helped block for an offense that finished the season ranked fifth in the league in total offense (375.9 ypg) and fifth in rushing (134.9 ypg), while tying for the league lead in rushing average (4.8).
- x Also in 2015, was part of a unit that helped the offense to a franchise-record 6,014 net yards on the year, while also recording 2,162 rushing yards for the second-most in a single season in team history.
- x Part of an offensive line that allowed only 27 sacks in 2015, the third-fewest by a Buccaneers team since 1983 when sacks became an official statistic.

**2016 HIGHLIGHTS:**

- x Started at left guard at Atlanta (9/11) as part of an offensive line that did not allow a sack.
- x Started at left guard at Arizona (9/18).
- x Part of an offensive unit that totaled 472 yards of offense against Los Angeles (9/25), the 10th-most in a single game in team history.
- x Started against Denver (10/2).
- x Part of an offensive line that helped block for 113 rushing yards at Carolina (10/10).
- x At San Francisco (10/23), started and was part of an offensive line that helped the team total 513 total yards of offense, tied for the fourth-most in a single game in team history, including 249 rushing yards, the fourth-most in a single game in franchise history.
- x Started against Oakland (10/30) and on Thursday Night Football against Atlanta (11/3).

- x Inactive against Chicago (11/13) and at Kansas City (11/20) with a concussion.
- x Returned to action against Seattle (11/27) as part of an offensive line that blocked for 118 rushing yards and did not allow a sack against the Seahawks, who entered the game tied for the league lead in sacks.
- x Started in a win at San Diego (12/4).
- x Against New Orleans (12/11), was part of an offensive line that blocked for 104 rushing yards
- x Started at left guard on Sunday Night Football at Dallas (12/18).
- x With injuries to Demar Dotson and Gosder Cherilus, moved from left guard and started at right tackle at New Orleans (12/24).
- x Started at left guard in a win against Carolina, helping block for 112 rushing yards (1/1/17).

**COLLEGE:**

- x Played in 35 games at Purdue (2009-13), with 21 starts on the offensive line.
- x As a senior (2013), started all 12 games at left tackle for the Boilermakers.
- x Played in all 13 games his junior season (2012), making nine starts.
- x Part of an offensive line that helped block for a single-game school record 9.2 rushing average, with 392 rushing yards on 42 attempts against Eastern Michigan (9/15/12).
- x Made the switch from defense to offense in the fall of his redshirt sophomore season (2011), playing in four games.
- x Played in six games on the defensive line as a redshirt freshman (2010).
- x Redshirted in 2009.
- x Majored in communications.

**PERSONAL:**

- x Attended Miami Central High School (Miami, Florida).
- x Invited to play in the Nike South Florida All-Star Game following his senior season.
- x In his only season as a prep football player, registered 31 tackles and 12 sacks.
- x Named All-Dade County.

- ✗ Also played basketball, averaging 19 points and 10 rebounds per game as a junior and 20 and 11 as a senior.
- ✗ Nicknamed 'Big Kev.'
- ✗ Born Kevin Serge Pamphile on November 27, 1990, in Miami, Florida.

COMMUNITY:

- ✗ Launched Athletes for Haiti, a project in conjunction with Athletes for Charity with the mission of supporting sports and education initiatives for youth in Haiti.
- ✗ In the spring of 2017, participated in a mission trip to Haiti to donate goods and spend time with children and families battling challenging circumstances.
- ✗ In October 2016, joined teammates and the entire Buccaneers business operations staff for the team's "Hometown Huddle", helping to refurbish the Sulphur Springs K-8 School and Community Center and interact with students.
- ✗ In September 2016, was named the NFLPA's Community MVP for his efforts to launch a STEM program in 10 Hillsborough County public schools.
- ✗ In May 2016, helped dedicate a Buccaneers Academy at Bevis Elementary School, which was awarded a Fitness Zone and also presented with a special assembly and P.E. equipment for winning the 2016 Play 60 Challenge.
- ✗ In November 2015, participated in a military appreciation lunch at MacDill Air Force Base with support from USAA.

- ✗ Paired up with United Way volunteers and students to install a "Learning Garden" at Davis Elementary in September 2015.
- ✗ In July 2015, hosted a school supply drive to support children in underserved communities in Haiti.
- ✗ In December 2014, visited patients battling illness during the holidays at All Children's Hospital in St. Petersburg.
- ✗ Helped sponsor the 2014, 2015 and 2016 "Turkey Time with the O-Line," a Thanksgiving program carried out by the offensive line which has provided thousands of meals for local families in need.
- ✗ Along with UnitedHealthcare employees, Buccaneers teammates and cheerleaders, delivered and installed five Learning Gardens at Potter Elementary in September 2014 to reinforce the importance of agriculture and healthy eating.
- ✗ In June 2014 and 2015, had his head shaved by children battling cancer as part of the Buccaneers Cut for a Cure to raise funds and awareness for the Pediatric Cancer Foundation.
- ✗ In June 2014, visited MacDill Air Force Base to greet service members and learn about U.S. military operations headquartered in Tampa.
- ✗ In May 2014, participated in the Buccaneers Academy Fitness Zone ribbon cutting at Graham Elementary and helped lead students through PLAY 60 football drills.

PAMPHILE'S CAREER STATISTICS

Games/Starts: TB: 2014: 7/2; 2015: 16/2; 2016: 14/14  
Career Totals: 37/18

Misc. Tackles: 3 – 3 in 2016

31

**CODY RIGGS****CORNERBACK****HT: 5-9 WT: 187****DOB: 12/30/91****NFL: 2ND YEAR****ACQ: FA, 2016****COLLEGE: NOTRE DAME****ACQUIRED BY BUCS:**

- × Signed by Tampa Bay as a free agent on November 22, 2016.

**ORIGINALLY ENTERED NFL:**

- × Originally entered the NFL as a college free agent with the Tennessee Titans on May 11, 2015.

**CAREER HIGHLIGHTS:**

- × Has played in 14 career games, recording seven tackles, one tackle for loss, two passes defended, one forced fumble and one fumble recovery, along with seven special teams tackles.
- × Played for the Tennessee Titans (2015-16) before joining Tampa Bay.
- × Made NFL debut at Tampa Bay (9/13/15).

**2016 HIGHLIGHTS:**

- × Played in three games with the Tennessee Titans.
- × Spent the final six weeks of the season on Tampa Bay's practice squad.

**COLLEGE/PERSONAL:**

- × Spent his final collegiate season at Notre Dame (2014), starting 11 games and totaling 25 tackles, one tackle for loss, four passes defended, one interception and one forced fumble.
- × Prior to his season with the Fighting Irish, Riggs spent four years at Florida (2010-13), where he played in 41 games, with 26 starts, registering 107 tackles, 10 tackles for loss and nine passes defended.

- × Started all 12 games in his final year at Florida (2013), recording 51 tackles, 10 tackles for loss and a sack.
- × Only appeared in two games as a true junior (2012), earning a medical redshirt for the season. During those two games he notched seven tackles, one pass defended and a forced fumble.
- × As a sophomore (2011), started 10-of-13 games, registering 31 tackles and a half sack.
- × During his true freshman season (2010), played in all 13 games, with three starts, tallying 18 tackles and two passes defended.
- × Earned a bachelor's degree in family youth and community sciences from Florida in May 2014.
- × Graduated from Notre Dame's Mendoza College of Business with a masters of science degree in management.
- × Attended St. Thomas Aquinas High School (Fort Lauderdale, Florida).
- × Played in the 2010 Under Armour All-America Game.
- × Also ran track in high school and was the 2010 Gatorade Track and Field Athlete of the Year in Florida, along with a three-time state champion in the 300m hurdles (2008-10) and the 2009 state champion in the long jump.
- × Raised by his mother, Kimberly Armenteros and his stepdad, Alex Armenteros, and his aunt, Lisa Brown.
- × Born Cody Tyler Riggs on December 30, 1991 in Fort Lauderdale, Florida.

**RIGGS' CAREER STATISTICS**

YEAR	TEAM	TACKLES						INTERCEPTIONS					FUMBLES					ST TACKLES		
		GP	GS	TOT	SOLO	ASST	SK	YDS	NO	YDS	LG	TD	PD	FF	FR	YDS	T	S	A	
2015	Tennessee	11	0	7	7	0	0.0	0.0	0	0	0	0	2	1	1	0	7	7	0	
2016	Tennessee	3	0	0	0	0	0.0	0.0	0	0	0	0	0	0	0	0	0	0	0	
NFL Totals		14	0	7	7	0	0.0	0.0	0	0	0	0	2	1	1	0	7	7	0	

26

**JOSH ROBINSON****CORNERBACK****HT: 5-10 WT: 200****DOB: 1/8/91****NFL: 6TH YEAR****ACQ: UFA (MIN), 2016****COLLEGE: UCF****ACQUIRED BY BUCS:**

- × Signed by Tampa Bay on March 14, 2016 as an unrestricted free agent from Minnesota.

**ORIGINALLY ENTERED NFL:**

- × Originally entered the NFL as a third-round pick (66th overall) of the Minnesota Vikings in the 2012 NFL Draft.

**CAREER HIGHLIGHTS:**

- × Spent four seasons with Minnesota (2012-15) before signing with Tampa Bay as an unrestricted free agent in 2016..
- × Has played in 63 career regular season games, with 21 starts, totaling 146 tackles, three tackles for loss, 15 passes defended, five interceptions (90 return yards) and one forced fumble, along with 22 special teams tackles.
- × Played in two career postseason contests, registering two tackles and two special teams tackles.
- × Registered first career forced fumble at Detroit (9/8/13).
- × Recorded first career interception against San Francisco (9/23/12).
- × Made postseason debut in Wild Card Playoff at Green Bay (1/5/13).
- × Made first career start at Detroit (9/30/12).
- × Made NFL debut against Jacksonville (9/9/12).

**2016 HIGHLIGHTS:**

- × Led team and ranked third in the NFL with 12 special teams tackles.
- × Tied for second in the NFL with 12 solo special teams tackles.
- × Played 22 snaps on special teams in Buccaneers debut at Atlanta (9/11).
- × Played 22 snaps on special teams at Arizona (9/18).
- × Logged 22 snaps on special teams snaps vs. Los Angeles (9/25).
- × Posted one special teams tackle vs. Denver (10/2).
- × Tied for team lead with 17 special teams tackles in win at Carolina (10/10).

- × Recorded one special teams tackle in win at San Francisco (10/23).
- × Registered one special teams tackle vs. Oakland (10/30) and downed a punt at the one-yard line.
- × Recorded one special teams tackle in win at San Francisco (10/23).
- × Recorded two special teams tackles in win vs. Chicago (11/13). Tackle in punt coverage resulted in a three-yard loss and gave Chicago the ball at its own two-yard line, which led to a safety for the Buccaneers. Tampa Bay scored a touchdown on the possession following the free kick. Added a tackle on a kickoff where he stopped Chicago returner at the Bears' 10-yard line.
- × Played in a reserve role on defense for the first time in win at Kansas City (11/20). Tied for team lead with two special teams tackles.
- × In 14-5 win vs. Seattle, downed a punt at Seattle 4, tackled punt returner at Seattle 7, and made key block on a Tampa Bay 24-yard punt return.
- × With Buccaneers leading 16-11, downed a punt on the Saints' 3-yard line, where they began their final drive, which ended in an interception. Also recorded one special teams tackle in the win (12/11).
- × Recorded special teams tackle at Dallas (12/18).
- × Downed punt at the Saints' 4-yard line at New Orleans (12/24).
- × Played 17 snaps on special teams in win vs. Carolina (1/1).

**COLLEGE/PERSONAL:**

- × Started 35-of-38 games at Central Florida (2009-11), totaling 176 tackles, 36 passes defended, 10 interceptions (147 return yards, two touchdowns), two fumble recoveries (56 return yards, one touchdown) and one forced fumble.
- × Earned first-team All-Conference USA as a junior and sophomore, while being named second-team All-CUSA as a true freshman.
- × His 10 interceptions were tied for fifth in UCF history.
- × Notched 15 passes defended as a junior (2011), tied for the second-most in a single season in school history.

- × Recorded six interceptions as a true freshman (2009), setting a freshman record and tying for the second-most in a season in team history.
- × Majored in criminal justice.
- × Attended Plantation High School (Plantation, Florida).
- × Selected for the Dade-Broward All-Star Game.
- × He and his wife have two sons, Jesse and Judah.
- × Born Joshua Robinson on January 8, 1991 in Fort Lauderdale, Florida.

## ROBINSON'S CAREER STATISTICS

YEAR	TEAM	GP	GS	TACKLES				YDS	INTERCEPTIONS				FUMBLES				ST TACKLES		
				TOT	SOLO	ASST	SK		NO	YDS	LG	TD	PD	FF	FR	YDS	T	S	A
2012	Minnesota	16	6	53	49	4	0.0	0.0	2	68	44	0	3	0	0	0	3	3	0
2013	Minnesota	10	10	54	44	10	0.0	0.0	0	0	0	0	4	1	0	0	4	4	0
2014	Minnesota	16	5	39	37	2	0.0	0.0	3	22	23	0	8	0	0	0	1	1	0
2015	Minnesota	5	0	0	0	0	0.0	0.0	0	0	0	0	0	0	0	0	2	2	0
2016	Tampa Bay	16	0	0	0	0	0.0	0.0	0	0	0	0	0	0	0	0	12	12	0
NFL Totals		63	21	146	130	16	0.0	0.0	5	90	44	0	15	1	0	0	22	22	0
PLAYOFFS																			
YEAR	TEAM	GP	GS	TACKLES				YDS	INTERCEPTIONS				FUMBLES				ST TACKLES		
				TOT	SOLO	ASST	SK		NO	YDS	LG	TD	PD	FF	FR	YDS	T	S	A
2012	Minnesota	1	0	0	0	0	0.0	0.0	0	0	0	0	0	0	0	0	1	1	0
2015	Minnesota	1	0	2	2	0	0.0	0.0	0	0	0	0	0	0	0	0	1	1	0
Postseason		2	0	2	2	0	0.0	0.0	0	0	0	0	0	0	0	0	2	2	0

## ROBINSON'S GAME-BY-GAME STATISTICS

### 2016

DATE	OPP	TACKLES				YDS	QH	NO	INTERCEPTIONS				PD	FUMBLES			TACKLES		
		T	S	A	TFL				SK	YDS	YDS	LG		TD	FF	FR	YDS	T	S
Sept. 11	@ATL	0	0	0	0	0.0	0.0	0	0	0	0	0	0	0	0	0	0	0	0
Sept. 18	@ARI	0	0	0	0	0.0	0.0	0	0	0	0	0	0	0	0	0	0	0	0
Sept. 25	LA	0	0	0	0	0.0	0.0	0	0	0	0	0	0	0	0	0	0	0	0
Oct. 2	DEN	0	0	0	0	0.0	0.0	0	0	0	0	0	0	0	0	0	1	1	0
Oct. 10	@CAR	0	0	0	0	0.0	0.0	0	0	0	0	0	0	0	0	0	0	0	0
Oct. 23	@SF	0	0	0	0	0.0	0.0	0	0	0	0	0	0	0	0	0	1	1	0
Oct. 30	OAK	0	0	0	0	0.0	0.0	0	0	0	0	0	0	0	0	0	1	1	0
Nov. 3	ATL	0	0	0	0	0.0	0.0	0	0	0	0	0	0	0	0	0	1	1	0
Nov. 13	CHI	0	0	0	0	0.0	0.0	0	0	0	0	0	0	0	0	0	2	2	0
Nov. 20	@KC	0	0	0	0	0.0	0.0	0	0	0	0	0	0	0	0	0	2	2	0
Nov. 27	SEA	0	0	0	0	0.0	0.0	0	0	0	0	0	0	0	0	0	1	1	0
Dec. 4	@SD	0	0	0	0	0.0	0.0	0	0	0	0	0	0	0	0	0	0	0	0
Dec. 11	NO	0	0	0	0	0.0	0.0	0	0	0	0	0	0	0	0	0	1	1	0
Dec. 18	@DAL	0	0	0	0	0.0	0.0	0	0	0	0	0	0	0	0	0	2	2	0
Dec. 24	@NO	0	0	0	0	0.0	0.0	0	0	0	0	0	0	0	0	0	0	0	0
Jan. 1	CAR	0	0	0	0	0.0	0.0	0	0	0	0	0	0	0	0	0	0	0	0
TOTALS		0	0	0	0	0.0	0.0	0	0	0	0	0	0	0	0	0	12	12	0

## 2015 (W/MINNESOTA)

DATE	OPP	TACKLES			TFL	SK	YDS	QH	INTERCEPTIONS					PD	FUMBLES			ST TACKLES		
		T	S	A					NO	YDS	LG	TD			FF	FR	YDS	T	S	A
Sept. 14	@SF								Physically Unable to Perform											
Sept. 20	DET								Physically Unable to Perform											
Sept. 27	SD								Physically Unable to Perform											
Oct. 4	@DEN								Physically Unable to Perform											
Oct. 18	KC								Physically Unable to Perform											
Oct. 25	@DET								Physically Unable to Perform											
Nov. 1	@CHI								Physically Unable to Perform											
Nov. 8	STL								Physically Unable to Perform											
Nov. 15	@OAK								Inactive											
Nov. 22	GB								Inactive											
Nov. 29	@ATL	0	0	0	0	0.0	0.0	0	0	0	0	0	0	0	0	0	0	1	1	0
Dec. 6	SEA	0	0	0	0	0.0	0.0	0	0	0	0	0	0	0	0	0	0	0	0	0
Dec. 10	@ARI	0	0	0	0	0.0	0.0	0	0	0	0	0	0	0	0	0	0	0	0	0
Dec. 20	CHI	0	0	0	0	0.0	0.0	0	0	0	0	0	0	0	0	0	0	1	1	0
Dec. 27	NYG								Inactive											
Jan. 3	@GB	0	0	0	0	0.0	0.0	0	0	0	0	0	0	0	0	0	0	0	0	0
<b>TOTALS</b>		<b>0</b>	<b>0</b>	<b>0</b>	<b>0</b>	<b>0.0</b>	<b>0.0</b>	<b>0</b>	<b>0</b>	<b>0</b>	<b>0</b>	<b>0</b>	<b>0</b>	<b>0</b>	<b>0</b>	<b>0</b>	<b>0</b>	<b>2</b>	<b>2</b>	<b>0</b>
<b>PLAYOFFS</b>																				
Jan. 10	SEA	2	2	0	0	0.0	0.0	0	0	0	0	0	0	0	0	0	0	1	1	0
<b>TOTALS</b>		<b>2</b>	<b>2</b>	<b>0</b>	<b>0</b>	<b>0.0</b>	<b>0.0</b>	<b>0</b>	<b>0</b>	<b>0</b>	<b>0</b>	<b>0</b>	<b>0</b>	<b>0</b>	<b>0</b>	<b>0</b>	<b>0</b>	<b>1</b>	<b>1</b>	<b>0</b>

## 2014 (W/MINNESOTA)

DATE	OPP	TACKLES			TFL	SK	YDS	QH	INTERCEPTIONS					PD	FUMBLES			ST TACKLES		
		T	S	A					NO	YDS	LG	TD			FF	FR	YDS	T	S	A
Sept. 7	@STL	1	1	0	0	0.0	0.0	0	1	0	0	0	2	0	0	0	0	0	0	0
Sept. 14	NE	0	0	0	0	0.0	0.0	0	0	0	0	0	0	0	0	0	0	0	0	0
Sept. 21	@NO	6	5	1	0	0.0	0.0	0	0	0	0	0	0	0	0	0	0	0	0	0
Sept. 28	ATL	2	2	0	0	0.0	0.0	0	1	-1	-1	0	2	0	0	0	0	0	0	0
Oct. 2	@GB	0	0	0	0	0.0	0.0	0	0	0	0	0	0	0	0	0	0	0	0	0
Oct. 12	DET	1	1	0	0	0.0	0.0	0	0	0	0	0	0	0	0	0	0	0	0	0
Oct. 19	@BUF	4	4	0	0	0.0	0.0	0	0	0	0	0	0	0	0	0	0	0	0	0
Oct. 26	@TB	1	1	0	0	0.0	0.0	0	0	0	0	0	0	0	0	0	0	0	0	0
Nov. 2	WAS	3	3	0	0	0.0	0.0	0	0	0	0	0	0	0	0	0	0	0	0	0
Nov. 16	@CHI	8	8	0	0	0.0	0.0	0	0	0	0	0	1	0	0	0	0	0	0	0
Nov. 23	GB	3	3	0	0	0.0	0.0	0	0	0	0	0	1	0	0	0	0	0	0	0
Nov. 30	CAR	1	1	0	0	0.0	0.0	0	1	23	23	0	1	0	0	0	0	0	0	0
Dec. 7	NYJ	6	5	1	0	0.0	0.0	0	0	0	0	0	0	0	0	0	0	1	1	0
Dec. 14	@DET	1	1	0	0	0.0	0.0	0	0	0	0	0	1	0	0	0	0	0	0	0
Dec. 21	@MIA	2	2	0	0	0.0	0.0	0	0	0	0	0	0	0	0	0	0	0	0	0
Dec. 28	CHI	0	0	0	0	0.0	0.0	0	0	0	0	0	0	0	0	0	0	0	0	0
<b>TOTALS</b>		<b>39</b>	<b>37</b>	<b>2</b>	<b>0</b>	<b>0.0</b>	<b>0.0</b>	<b>0</b>	<b>3</b>	<b>22</b>	<b>23</b>	<b>0</b>	<b>8</b>	<b>0</b>	<b>0</b>	<b>0</b>	<b>0</b>	<b>1</b>	<b>1</b>	<b>0</b>

## 2013 (W/MINNESOTA)

DATE	OPP	TACKLES			TFL	SK	YDS	QH	INTERCEPTIONS					PD	FUMBLES			ST TACKLES		
		T	S	A					NO	YDS	LG	TD			FF	FR	YDS	T	S	A
Sept. 8	@DET	4	4	0	0	0.0	0.0	0	0	0	0	0	0	1	0	0	0	1	1	0
Sept. 15	@CHI	4	3	1	1	0.0	0.0	1	0	0	0	0	1	0	0	0	0	2	2	0
Sept. 22	CLE	6	6	0	0	0.0	0.0	0	0	0	0	0	0	0	0	0	0	0	0	0
Sept. 29	PIT	12	12	0	1	0.0	0.0	0	0	0	0	0	0	0	0	0	0	0	0	0
Oct. 13	CAR	2	2	0	1	0.0	0.0	0	0	0	0	0	0	0	0	0	0	1	1	0
Oct. 21	@NYG	6	4	2	0	0.0	0.0	0	0	0	0	0	2	0	0	0	0	0	0	0
Oct. 27	GB	8	6	2	0	0.0	0.0	0	0	0	0	0	0	0	0	0	0	0	0	0
Nov. 3	@DAL	4	3	1	0	0.0	0.0	0	0	0	0	0	0	0	0	0	0	0	0	0
Nov. 7	WAS	7	3	4	0	0.0	0.0	0	0	0	0	0	0	0	0	0	0	0	0	0
Nov. 17	@SEA	1	1	0	0	0.0	0.0	0	0	0	0	0	1	0	0	0	0	0	0	0
Nov. 24	@GB								Inactive											
Dec. 1	CHI								Inactive											
Dec. 8	@BAL								Inactive											
Dec. 15	PHI								Injured Reserve											
Dec. 22	@CIN								Injured Reserve											
Dec. 29	DET								Injured Reserve											
<b>TOTALS</b>		<b>54</b>	<b>44</b>	<b>10</b>	<b>3</b>	<b>0.0</b>	<b>0.0</b>	<b>1</b>	<b>0</b>	<b>0</b>	<b>0</b>	<b>0</b>	<b>4</b>	<b>1</b>	<b>0</b>	<b>0</b>	<b>0</b>	<b>4</b>	<b>4</b>	<b>0</b>

## 2012 (W/MINNESOTA)

DATE	OPP	TACKLES			TFL	SK	YDS	QH	NO	INTERCEPTIONS				PD	FUMBLES			ST TACKLES		
		T	S	A						YDS	LG	TD	PD		FF	FR	YDS	T	S	A
Sept. 9	JAC	4	4	0	0	0.0	0.0	0	0	0	0	0	0	0	0	0	0	0	0	0
Sept. 16	@IND	2	2	0	0	0.0	0.0	0	0	0	0	0	0	0	0	0	0	0	0	0
Sept. 23	SF	3	2	1	0	0.0	0.0	0	1	24	24	0	1	0	0	0	0	1	1	0
Sept. 30	@DET	7	7	0	0	0.0	0.0	0	0	0	0	0	1	0	0	0	0	0	0	0
Oct. 7	TEN	7	6	1	0	0.0	0.0	0	0	0	0	0	0	0	0	0	0	0	0	0
Oct. 14	@WAS	3	3	0	0	0.0	0.0	0	0	0	0	0	0	0	0	0	0	0	0	0
Oct. 21	ARI	3	3	0	0	0.0	0.0	0	0	0	0	0	0	0	0	0	0	0	0	0
Oct. 25	TB	2	1	1	0	0.0	0.0	0	0	0	0	0	0	0	0	0	0	0	0	0
Nov. 4	@SEA	2	2	0	0	0.0	0.0	0	0	0	0	0	0	0	0	0	0	0	0	0
Nov. 11	DET	4	3	1	0	0.0	0.0	0	0	8	8	0	0	0	0	0	0	0	0	0
Nov. 25	@CHI	2	2	0	0	0.0	0.0	0	0	0	0	0	0	0	0	0	0	0	0	0
Dec. 2	@GB	3	3	0	0	0.0	0.0	0	0	0	0	0	0	0	0	0	0	2	2	0
Dec. 9	CHI	5	5	0	0	0.0	0.0	0	1	44	44	0	1	0	0	0	0	0	0	0
Dec. 16	@STL	6	6	0	0	0.0	0.0	0	0	0	0	0	0	0	0	0	0	0	0	0
Dec. 23	@HOU	0	0	0	0	0.0	0.0	0	0	0	0	0	0	0	0	0	0	0	0	0
Dec. 30	GB	0	0	0	0	0.0	0.0	0	0	0	0	0	0	0	0	0	0	0	0	0
<b>TOTALS</b>		<b>0</b>	<b>0</b>	<b>0</b>	<b>0</b>	<b>0.0</b>	<b>0.0</b>	<b>0</b>	<b>0</b>	<b>0</b>	<b>0</b>	<b>0</b>	<b>0</b>	<b>0</b>	<b>0</b>	<b>0</b>	<b>0</b>	<b>2</b>	<b>2</b>	<b>0</b>
<b>PLAYOFFS</b>																				
Jan. 5	GB	0	0	0	0	0.0	0.0	0	0	0	0	0	0	0	0	0	0	1	1	0
<b>TOTALS</b>		<b>0</b>	<b>0</b>	<b>0</b>	<b>0</b>	<b>0.0</b>	<b>0.0</b>	<b>0</b>	<b>0</b>	<b>0</b>	<b>0</b>	<b>0</b>	<b>0</b>	<b>0</b>	<b>0</b>	<b>0</b>	<b>0</b>	<b>1</b>	<b>1</b>	<b>0</b>

32

## JACQUIZZ RODGERS

RUNNING BACK

HT: 5-6 WT: 205

DOB: 2/6/90

NFL: 7TH YEAR

ACQ: FA, 2016

COLLEGE: OREGON STATE



## ACQUIRED BY BUCS:

- × Signed by Tampa Bay on September 13, 2016.

## ORIGINALLY ENTERED NFL:

- × Originally entered the NFL as a fifth-round pick, (145th overall) of the Atlanta Falcons in the 2011 NFL Draft.

## CAREER HIGHLIGHTS:

- × Has played in 78 regular season games with 10 starts, rushing 448 times for 1,717 yards with seven touchdowns and catching 169 passes for 1,212 yards and five touchdowns. Has also returned 50 kickoffs for 1,192 yards.
- × Played for Atlanta (2011-14) and Chicago (2015) before joining Tampa Bay.
- × Registered first career 100-yard rushing game and first career game with 100+ yards from scrimmage at Carolina (10/10).
- × Caught a career-high two touchdowns against Tampa Bay (10/20/13).
- × Rushed for a career-best two touchdowns against N.Y. Jets (10/7/13).

- × Notched 56 receiving yards against New England (9/29/13).
- × Scored first rushing touchdown against Tampa Bay (1/1/12).
- × Caught first career touchdown pass at Carolina (12/11/11).
- × Made first start at Miami (9/22/13), rushing 18 times for career-best 86 yards.
- × Made NFL debut at Chicago (9/11/11).

## 2016 HIGHLIGHTS:

- × Finished the season with 129 rushes for 560 yards and two touchdowns, while catching 13 passes for 98 yards.
- × Made Buccaneers debut at Arizona (9/18), rushing two times for 29 yards (14.5 avg.).
- × Rushed five times for 15 yards and caught one pass for eight yards against Los Angeles (9/25).
- × Against Denver (10/2), rushed six times for 25 yards and caught one pass for four yards.
- × Started first game with the Buccaneers at Carolina (10/10), setting career highs in rushing attempts



(30), rushing yards (101) and yards from scrimmage (121).

- × His 30 rushing attempts are the most by a Buccaneers running back since 2013 (Bobby Rainey, 30 vs. Atlanta, 11/17/13).
- × Registered a new career high in rushing yards at San Francisco (10/23), totaling 154 rushing yards on 26 carries (5.9 avg.).
- × Gained 110 rushing yards in the first half, becoming the first Buccaneers player with at least 100 yards rushing in the first half since Doug Martin (177 yards at Philadelphia, 11/22/15).
- × Against Oakland (10/30), recorded his third consecutive start, rushing for 69 yards and one touchdown, while also catching one pass for nine yards.
- × Inactive with a foot injury Weeks 9-12.
- × Returned to action in a win at San Diego (12/4), rushing for 29 yards and catching a 21-yard pass.
- × Inactive at Dallas (12/18).
- × Started at New Orleans (12/24), rushing 15 times for 63 yards, with one touchdown, while catching two passes for 15 yards.
- × Started in a win against Carolina (1/1/17), rushing 17 times for a game-high 75 yards and caught a four-yard pass.

## COLLEGE/PERSONAL:

- × Played three seasons at Oregon State (2008-10), playing in 36 games and rushing 788 times for 3,877 yards and 46 touchdowns, while catching 151 passes for 1,056 yards and five touchdowns.
- × His 4,929 all-purpose yards rank sixth in school history behind his brother James Rodgers (5,784) and Ken Simonton (5,606).
- × One of three Oregon State players in school history to account for 1,000 yards rushing and 1,000 yards receiving.
- × His 3,877 rushing yards stood as the sixth-most in Pac-10 history.
- × Named Pac-10 Offensive Player of the Year and Rookie of the Year as a freshman in 2008.
- × Set a school record with 21 rushing touchdowns as a junior in 2009.
- × Attended Lamar Consolidated High School (Richmond, Texas), where he set a Texas record for scoring, with 136 touchdowns, while his 8,245 career rushing yards were the sixth-highest total in state history.
- × Named the inaugural Texas Associated Press Player of the Year and the Texas Sports Writers Association 4A Offensive Player of the year as a senior.
- × Born Jacquizz Rodgers on February 7, 1990.

## RODGERS' CAREER STATISTICS

YEAR	TEAM	RUSHING							RECEIVING						
		GP	GS	ATT	YDS	AVG	LG	TD	NO.	YDS	AVG	LG	TD		
2011	Atlanta	16	0	57	205	3.6	13	1	21	188	9.0	31t	1		
2012	Atlanta	16	0	94	362	3.9	43	1	53	402	7.6	32	1		
2013	Atlanta	15	4	96	332	3.5	19t	2	52	341	6.6	22	2		
2014	Atlanta	16	1	58	217	3.7	17t	1	29	173	6.0	14	1		
2015	Chicago	5	0	14	41	2.9	5	0	1	10	10.0	10	0		
2016	Tampa Bay	10	5	129	560	4.3	45	2	13	98	7.5	21	0		
NFL Totals		78	10	448	1,717	3.8	45	7	169	1,212	7.2	31t	5		

### SINGLE-GAME HIGHS

**Rushes:** 30, at Carolina, 10/10/16  
**Rushing Yards:** 101, at Carolina, 10/10/16  
**Rushing TDs:** 2, vs. N.Y. Jets, 10/7/13 (w/Atlanta)  
**Receptions:** 8, twice, last vs. Tampa Bay, 10/20/13 (w/Atlanta)  
**Receiving Yards:** 56, vs. New England, 9/29/13 (w/Atlanta)  
**Receiving TDs:** 2, vs. Tampa Bay, 10/20/13 (w/Atlanta)

### ADDITIONAL STATS

**Fumbles-Lost:** 3-2 - 1-0 in 2014; 1-1 in 2013; 1-1 in 2012  
**Fumble Rec.:** 2 - 1 in 2015 (ST); 2 in 2014  
**Forced Fumbles:** 1 - 1 in 2014  
**ST Tackles:** 10 - 1 in 2016; 2 in 2015; 1 in 2014; 3 in 2013; 1 in 2012; 2 in 2011  
**Misc. Tackles:** 4 - 1 in 2016; 1 in 2015; 1 in 2014; 1 in 2011

RODGERS' GAME-BY-GAME STATISTICS

2016 DATE	OPP	ATT	YDS	RUSHING			LG	TD	NO	YDS	RECEIVING			LG	TD	
				AVG							AVG					
Sept. 11	@ATL						Not With Team									
Sept. 18	@ARI			14.5	24		0	0	0	-	-	0				
Sept. 25	LA	5	15	3.0	4		0	1	8	8.0	8	0				
Oct. 2	DEN	6	25	4.2	12		0	1	4	4.0	4	0				
Oct. 10	@CAR	30	101	3.4	13		0	5	28	5.6	11	0				
Oct. 23	@SF	26	154	5.9	45		0	1	9	9.0	9	0				
Oct. 30	OAK	19	69	3.6	12		1	1	9	9.0	9	0				
Nov. 3	ATL						Inactive									
Nov. 13	CHI						Inactive									
Nov. 20	@KC						Inactive									
Nov. 27	SEA						Inactive									
Dec. 4	@SD	7	29	4.1	14		0	1	21	21.0	21	0				
Dec. 11	NO	2	0	0.0	1		0	0	0	-	-	0				
Dec. 18	@DAL						Inactive									
Dec. 24	@NO	15	63	4.2	13		1	2	15	7.5	12	0				
Jan. 1	CAR	17	75	4.4	26		0	1	4	4.0	4	0				
TOTALS		129	560	4.3	45		2	13	98	7.5	21	0				

96

RYAN RUSSELL

DEFENSIVE END  
HT: 6-5 WT: 276  
DOB: 1/17/1992  
NFL: 3RD YEAR  
ACQ: FA, 2016  
COLLEGE: PURDUE



ACQUIRED BY BUCS:

- × Signed to Tampa Bay's practice squad on September 21, 2016. Promoted to the active roster on November 12, 2016.

ORIGINALLY ENTERED NFL:

- × Originally entered the NFL as a fifth-round pick (163rd overall) with the Dallas Cowboys in the 2015 NFL Draft.

CAREER HIGHLIGHTS:

- × Has played in nine career games..
- × Played for Dallas (2015), before joining the Buccaneers.
- × Made NFL debut against Atlanta (9/27/15).

2016 HIGHLIGHTS:

- × Made Buccaneers debut in a win against Chicago (11/13).
- × Had one tackle and one quarterback hit in a win at Kansas City (11/20).

- × Recorded first career sack against Seattle (11/27) and was part of a pass rush that recorded six sacks and 12 quarterback hits on Russell Wilson.
- × Played 13 snaps on defense in a win at San Diego (12/4).
- × Logged 23 snaps on defense and 12 on special teams in win vs. New Orleans (12/11).
- × Recorded one quarterback hit at Dallas (12/18).
- × Registered one tackle at New Orleans (12/24).
- × Tallied one tackle in win vs. Carolina (1/1).

COLLEGE/PERSONAL:

- × Started 47-of-50 games at Purdue (2011-14), totaling 149 tackles, 25 for loss, 10.0 sacks, four forced fumbles and four fumble recoveries.
- × Graduated with a degree in sociology.
- × Attended Creekview High School (Carrollton, Texas).
- × Earned second-team all-district honors and was the team's Most Valuable Player as a senior.
- × Born Ryan Russell on January 17, 1992.

# RUSSELL'S CAREER STATISTICS

YEAR	TEAM	GP	GS	TACKLES				SK	YDS	INTERCEPTIONS					FUMBLES			ST TACKLES		
				TOT	SOLO	ASST				NO	YDS	LG	TD	PD	FF	FR	YDS	T	S	A
2015	Dallas	1	0	0	0	0		0.0	0.0	0	0	0	0	0	0	0	0	0	0	0
2016	Tampa Bay	8	0	4	4	0		1.0	6.0	0	0	0	0	0	0	0	0	0	0	0
NFL Totals		9	0	4	4	0		1.0	6.0	0	0	0	0	0	0	0	0	0	0	0

65

## GARRISON SANBORN

LONG SNAPPER  
HT: 6-1 WT: 240  
DOB: 7/31/85  
NFL: 9TH YEAR  
ACQ: FA, 2017  
COLLEGE: FLORIDA STATE



### ACQUIRED BY BUCS:

- ✕ Signed by Tampa Bay as a free agent on March 14, 2017.

### ORIGINALLY ENTERED NFL:

- ✕ Originally entered the NFL as a college free agent with the Buffalo Bills on May 5, 2009.

### CAREER HIGHLIGHTS:

- ✕ Spent his first eight NFL seasons with the Buffalo Bills (2009-16), appearing in 128 games during that time, registering 31 special teams tackles and a fumble recovery.
- ✕ Recovered a fumble on a Bills punt when Jaguars returner Mike Thomas lost the ball, helping set up a score for Buffalo on the next play (10/10/10).
- ✕ Made NFL debut at New England (9/14/09).

### 2016 HIGHLIGHTS:

- ✕ Spent the season with the Buffalo Bills, playing in all 16 games, registering four tackles on the season.

### COLLEGE/PERSONAL:

- ✕ Played in 32 games at Florida State from 2006-07, serving as the team's long snapper for his final two seasons.
- ✕ Attended Tampa Jesuit High School (Tampa, Florida).
- ✕ Also lettered as a wrestler.
- ✕ Married to Tara Sanborn.
- ✕ Born Garrison Sanborn on July 31, 1985.

70

**SEALVER SILIGA****DEFENSIVE TACKLE****HT: 6-2 WT: 345****DOB: 4/26/1990****NFL: 5TH YEAR****ACQ: W (SEA), 2016****COLLEGE: UTAH****ACQUIRED BY BUCS:**

- × Claimed by Tampa Bay off of waivers from the Seattle Seahawks on November 16, 2016.

**ORIGINALLY ENTERED NFL:**

- × Originally entered the NFL as a college free agent with the San Francisco 49ers on July 27, 2011.

**TRANSACTIONS:**

- × Signed by San Francisco on July 27, 2011. Waived on September 3, 2011.
- × Signed to Denver Broncos practice squad on October 18, 2011. Signed a futures contract on January 17, 2012. Waived on August 31, 2012.
- × Re-signed to Denver's practice squad on September 1, 2012. Promoted to the active roster on September 8, 2012.
- × Traded to Seattle on August 20, 2013. Waived on August 31, 2013.
- × Signed to Seattle's practice squad on September 2, 2013. Released on September 17, 2013.
- × Re-signed to Seattle's practice squad on September 24, 2013. Released on October 4, 2013.
- × Signed to New England Patriots' practice squad on October 23, 2013. Promoted to the active roster on November 27, 2013.
- × Signed with Seattle as an unrestricted free agent on March 15, 2016. Waived on September 3, 2016.
- × Re-signed by Seattle on October 18, 2016. Waived on November 15, 2016. Claimed by Tampa Bay off of waivers on November 16.

**CAREER HIGHLIGHTS:**

- × Has played in 36 regular season games with 13 starts, totaling 94 tackles, nine for loss, 6.5 sacks, and one forced fumble.
- × Has played in seven career postseason games, starting five, recording 21 tackles, including one for loss.
- × Won Super Bowl XLIX with New England.

- × Notched first career forced fumble against Buffalo (12/29/13), as a member of the New England Patriots.
- × Recorded first career sack at Miami (12/15/13), with the Patriots.
- × Made first start against Cleveland (12/8/13), with the Patriots.
- × Made NFL debut against Tampa Bay (12/2/12), as a member of the Denver Broncos.

**2016 HIGHLIGHTS:**

- × Played four games with Seattle before joining Tampa Bay.
- × In six games with Buccaneers, registered five tackles and one sack.
- × In 10 games on the season, tallied 10 tackles and one sack.
- × Made Tampa Bay debut against Seattle (11/27), helping to limit the Seahawks to 245 net yards of offense in 14-5 Buccaneers win.
- × Recorded two tackles in win vs. New Orleans (12/11).
- × Registered two tackles and first sack as a Buccaneer at Dallas (12/18).
- × Saw action in a reserve role at New Orleans (12/24).
- × Played in a reserve role in win vs. Carolina (1/1).

**COLLEGE/PERSONAL:**

- × Started 21-of-37 games at Utah (2008-10), totaling 97 tackles, 2.0 sacks, five passes defended and one fumble recovery.
- × Named honorable mention All-Mountain West conference in his final two seasons.
- × Attended Copper Hills High School (West Jordan, Utah).
- × Earned all-state, all-conference and Class 5A All-Region III honors following his senior season.
- × Won the state of Utah powerlifting title.
- × Youngest of 11 children before family adopted a younger sister.
- × Born Sealver Siliga on April 25, 1990.

SILIGA'S CAREER STATISTICS

YEAR	TEAM	GP	GS	TACKLES				SK	YDS	INTERCEPTIONS					FUMBLES			ST TACKLES		
				TOT	SOLO	ASST				NO	YDS	LG	TD	PD	FF	FR	YDS	T	S	A
2012	Denver	1	0	1	1	0		0.0	0.0	0	0	0	0	0	0	0	0	0	0	0
2013	New England	5	4	23	9	14		3.0	26.0	0	0	0	0	0	1	0	0	0	0	0
2014	New England	7	5	32	17	15		2.5	11.5	0	0	0	0	0	0	0	0	0	0	0
2015	New England	13	4	28	11	17		0.0	0.0	0	0	0	0	0	0	0	0	0	0	0
2016	SEA/TB	10	0	10	6	4		1.0	3.0	0	0	0	0	0	0	0	0	0	0	0
NFL Totals		36	13	94	44	50		6.5	40.5	0	0	0	0	0	1	0	0	0	0	0

SILIGA'S GAME-BY-GAME STATISTICS

2016

DATE	OPP	TACKLES				TFL	SK	YDS	QH	INTERCEPTIONS					FUMBLES			ST TACKLES		
		T	S	A						NO	YDS	LG	TD	PD	FF	FR	YDS	T	S	A
Sept. 11	MIA*									Not With Team										
Sept. 18	@LA*									Not With Team										
Sept. 25	SF*									Not With Team										
Oct. 2	@NYJ*									Not With Team										
Oct. 16	ATL*									Not With Team										
Oct. 23	@ARI*	1	1	0	0	0.0	0.0	0	0	0	0	0	0	0	0	0	0	0	0	0
Oct. 30	@NO*	1	0	1	0	0.0	0.0	0	0	0	0	0	0	0	0	0	0	0	0	0
Nov. 7	BUF*	1	0	1	0	0.0	0.0	0	0	0	0	0	0	0	0	0	0	0	0	0
Nov. 13	@NE*	2	2	0	0	0.0	0.0	0	0	0	0	0	0	0	0	0	0	0	0	0
Nov. 20	@KC									Inactive										
Nov. 27	SEA	1	0	1	0	0.0	0.0	0	0	0	0	0	0	0	0	0	0	0	0	0
Dec. 4	@SD	0	0	0	0	0.0	0.0	0	0	0	0	0	0	0	0	0	0	0	0	0
Dec. 11	NO	2	1	1	0	0.0	0.0	0	0	0	0	0	0	0	0	0	0	0	0	0
Dec. 18	@DAL	2	2	0	1	1.0	3.0	1	0	0	0	0	0	0	0	0	0	0	0	0
Dec. 24	@NO	0	0	0	0	0.0	0.0	0	0	0	0	0	0	0	0	0	0	0	0	0
Jan. 1	CAR	0	0	0	0	0.0	0.0	0	0	0	0	0	0	0	0	0	0	0	0	0
TOTALS		10	6	4	1	1.0	3.0	1	0	0	0	0	0	0	0	0	0	0	0	0

\*Games played with Seattle

# 34

## CHARLES SIMS III

**RUNNING BACK**

**HT: 6-0 WT: 213**

**DOB: 9/19/90**

**NFL: 4TH YEAR**

**ACQ: D3, 2014**

**COLLEGE: WEST VIRGINIA**



### ACQUIRED BY BUCS:

- Selected in the third round (69th overall) of the 2014 NFL Draft by the Buccaneers.

### CAREER HIGHLIGHTS:

- Has played in 31 career games, with two starts, rushing 224 times for 863 yards (3.9 avg.) and two touchdowns, while catching 94 passes for 941 yards (10.0 avg.) and five touchdowns.
- Has three career games with 100 or more yards from scrimmage.
- With 561 receiving yards in 2015, marks the fourth-most such yards by a running back in a single season in franchise history and the fourth-most by a running back in the NFL that season.
- Had four touchdown receptions in 2015, the most ever by a Buccaneers running back and tied for the second-most by a running back in the NFL.
- Had 1,090 yards from scrimmage in 2015, marking him and Doug Martin (1,673) as only the second pair of Buccaneers running backs to eclipse 1,000 yards from scrimmage in the same season (Mike Alstott and Warrick Dunn, 1999).
- Recorded first career rushing touchdown at New Orleans (12/28/2014) and first career receiving touchdown at Houston (9/27/2015).
- Made NFL and Buccaneers debut vs. Atlanta on 11/9/2014.

### 2016 HIGHLIGHTS:

- Caught three passes for 32 yards and a touchdown at Atlanta (9/11), while adding four rushes for nine yards.
- Rushed nine times for 24 yards and caught three passes for four yards at Arizona (9/18).
- Started his first career game against Los Angeles (9/25), totaling 124 yards of offense (55 rushing, 69 receiving) and one rushing touchdown.
- Against Denver (10/2), rushed 15 times for 28 yards and caught two passes for seven yards.
- Placed on Injured Reserve on October 10.
- Activated from Injured Reserve on December 11.

- Returned to action in a win over New Orleans, rushing four times for 17 yards and catching three passes for 33 yards.
- Had 19 yards from scrimmage on Sunday Night Football at Dallas (12/18).
- Caught four passes for 30 yards and rushed three times for 12 yards at New Orleans (12/24).
- Placed on Injured Reserve on December 28.

### COLLEGE:

- During his collegiate career, started 39-of-48 games he appeared in, carrying the ball 592 times for 3,465 yards and 40 touchdowns, while also catching 203 passes for 2,108 yards and 11 touchdowns.
- Spent one season at West Virginia (2013), after graduating from Houston.
- In his lone season as a Mountaineer, started all 12 games he played in, recording career highs in rush attempts (208) and rushing yards (1,095), while adding 11 rushing touchdowns, the third-most in the Big 12.
- Also had 45 receptions for 401 yards and three touchdowns and returned four kickoffs for 53 yards. His combined 1,549 yards from scrimmage were a career best.
- Named Big 12 Conference co-Newcomer of the Year, with his 129.09 all-purpose yards per game ranking second in the league.
- Totaled four 100-yard rushing games on the year.
- Earned Big 12 Player of the Week honors after his performance against Oklahoma State (9/28/13), when he had a combined 142 yards rushing and receiving, with one touchdown run.
- Prior to his time at West Virginia, played three seasons at Houston (2009-12), totaling 384 rushes and 29 touchdowns, with 158 catches for 1,707 yards and eight touchdowns.
- Ranks third in Houston history in total touchdowns (37) and rushing touchdowns (29).
- Registered eight 100-yard rushing performances as a Cougar.
- In his redshirt junior season (2012), Sims led Houston in rushing for the third time, tallying 851 rushing yards and 142 attempts and 11 touchdowns,

while contributing 37 receptions for 373 yards and three touchdowns.

- ✗ Earned second-team All-Conference USA honors.
- ✗ Totaled four 100-yard rushing performances on the season, including a career-best day against North Texas (10/6/12), with 21 rushes for 210 yards.
- ✗ As a redshirt sophomore (2011), led the Cougars in rushing with 110 carries for 821 yards and nine touchdowns, while also adding 51 catches for 575 yards and four touchdowns.
- ✗ Received first-team All-Conference USA honors.
- ✗ Registered two 100-yard rushing games.
- ✗ Named Conference USA Player of the Week after recording 207 rushing yards on only 10 carries at Tulane (11/10/11), setting a school record with 20.7 yards per rush. Also had two touchdown runs.
- ✗ Redshirted in 2010.
- ✗ As a true freshman in 2009, notched 132 carries for 698 yards and nine touchdowns, with a career-high 70 receptions for 759 yards and one touchdown, for a combined 1,457 all-purpose yards.
- ✗ Named Conference USA Freshman of the Year.
- ✗ Graduated from Houston with a degree in health.

## PERSONAL:

- ✗ Attended Westbury High School (Houston, Texas).
- ✗ Named District 21-4A MVP and first-team All-District.

- ✗ Houston Chronicle Top 100 pick.
- ✗ Third-team All-State selection by the Texas Sports Writers Association following his senior season.
- ✗ Son of Dinetta Oliver.
- ✗ Born Charles Edwards Sims on September 19, 1990 in Houston, Texas.

## COMMUNITY:

- ✗ In September 2016, visited Buccaneers Academy Tampa Bay Boulevard Elementary School to present NFL Flag kits and run students through football drills.
- ✗ Had his head shaved by children battling cancer for the Buccaneers Cut for a Cure in 2016 to raise funds and awareness for the National Pediatric Cancer Foundation.
- ✗ In December 2014, visited patients battling illness during the holidays at All Children's Hospital in St. Petersburg.
- ✗ In November 2014, congratulated students at Pinellas Park Middle School for winning the Fuel Up to PLAY 60 "Defend Your Turf Challenge" and led students in fitness drills.
- ✗ In September 2014, participated in a Buccaneers Academy ribbon-cutting ceremony and helped build an outdoor class at Sheehy Elementary in Tampa.
- ✗ In June 2014, visited MacDill Air Force Base to greet service members and learn about U.S. military operations headquartered in Tampa.

## SIMS' CAREER STATISTICS

YEAR	TEAM	GP	GS	ATT	RUSHING				LG	TD	RECEIVING					
					YDS	AVG					NO.	YDS	AVG	LG	TD	
2014	Tampa Bay	8	0	66	185	2.8	20	1	19	190	10.0	24	0			
2015	Tampa Bay	16	0	107	529	4.9	59	0	51	561	11.0	56	4			
2016	Tampa Bay	7	2	51	149	2.9	23	1	24	190	7.9	23t	1			
NFL Totals		31	2	224	863	3.9	59	2	94	941	10.0	56	5			

### SINGLE-GAME HIGHS

Rushes: 18, vs. New Orleans, 12/28/14  
Rushing Yards: 78, vs. N.Y. Giants, 11/8/15  
Rushing TDs: 1, vs. New Orleans, 12/28/14  
Receptions: 9, at Carolina, 1/3/16  
Receiving Yards: 85, vs. Jacksonville, 10/11/15  
Receiving TDs: 1, five times, last at Atlanta, 9/11/16

### ADDITIONAL STATS

Fumbles-Lost: 4-3 – 2-2 in 2015; 2-1 in 2014  
Miscellaneous Tackles: 6 - 3 in 2016; 2 in 2015; 1 in 2014

# SIMS' GAME-BY-GAME STATISTICS

OWNERSHIP

VETERANS & DRAFT PICKS

2016 IN REVIEW

HISTORY

RECORDS

SIDELINES

## 2016

DATE	OPP	ATT	YDS	RUSHING			NO	YDS	RECEIVING			TD
				AVG	LG	TD			AVG	LG	TD	
Sept. 11	@ATL	4	9	2.3	5	0	3	32	10.7	23t	1	
Sept. 18	@ARI	9	24	2.7	9	0	3	4	1.3	3	0	
Sept. 25	LA	13	55	4.2	23	1	6	69	11.5	33	0	
Oct. 2	DEN	15	28	1.9	6	0	2	7	3.5	9	0	
Oct. 10	@CAR					Injured Reserve						
Oct. 23	@SF					Injured Reserve						
Oct. 30	OAK					Injured Reserve						
Nov. 3	ATL					Injured Reserve						
Nov. 13	CHI					Injured Reserve						
Nov. 20	@KC					Injured Reserve						
Nov. 27	SEA					Injured Reserve						
Dec. 4	@SD					Injured Reserve						
Dec. 11	NO	4	17	4.3	12	0	3	33	11.0	13	0	
Dec. 18	@DAL	3	4	1.3	8	0	3	15	5.0	7	0	
Dec. 24	@NO	3	12	4.0	12	0	4	30	7.5	13	0	
Jan. 1	CAR					Injured Reserve						
<b>TOTALS</b>		<b>51</b>	<b>149</b>	<b>2.9</b>	<b>23</b>	<b>1</b>	<b>24</b>	<b>190</b>	<b>7.9</b>	<b>23T</b>	<b>1</b>	

## 2015

DATE	OPP	ATT	YDS	RUSHING			NO	YDS	RECEIVING			TD
				AVG	LG	TD			AVG	LG	TD	
Sept. 13	TEN	5	12	2.4	7	0	2	23	11.5	18	0	
Sept. 20	@NO	8	38	4.8	12	0	3	14	4.7	12	0	
Sept. 27	@HOU	6	11	1.8	9	0	2	41	20.5	32t	1	
Oct. 4	CAR	6	23	3.8	7	0	3	30	10.0	13	1	
Oct. 11	JAC	12	51	4.3	15	0	4	85	21.3	56	0	
Oct. 25	@WAS	10	49	4.9	13	0	2	17	8.5	9	0	
Nov. 1	@ATL	6	22	3.7	7	0	3	24	8.0	13	0	
Nov. 8	NYG	8	78	9.8	59	0	1	4	4.0	4	0	
Nov. 15	DAL	5	18	3.6	9	0	2	13	6.5	7	0	
Nov. 22	@PHI	10	43	4.3	17	0	3	26	8.7	14t	1	
Nov. 29	@IND	4	8	2.0	6	0	3	31	10.3	16	0	
Dec. 6	ATL	7	56	8.0	25	0	2	21	10.5	18	0	
Dec. 13	NO	5	10	2.0	6	0	6	64	10.7	14	0	
Dec. 17	@STL	7	50	7.1	35	0	3	22	7.3	19	0	
Dec. 27	CHI	4	45	11.3	29	0	3	72	24.0	50t	1	
Jan. 3	@CAR	4	15	3.8	12	0	9	74	8.2	14	0	
<b>TOTALS</b>		<b>107</b>	<b>529</b>	<b>4.9</b>	<b>59</b>	<b>0</b>	<b>51</b>	<b>561</b>	<b>11.0</b>	<b>56</b>	<b>4</b>	

## 2014

DATE	OPP	ATT	YDS	RUSHING			NO	YDS	RECEIVING			TD
				AVG	LG	TD			AVG	LG	TD	
Sept. 7	CAR					Injured Reserve/Designated to Return						
Sept. 14	STL					Injured Reserve/Designated to Return						
Sept. 21	@ATL					Injured Reserve/Designated to Return						
Sept. 28	@PIT					Injured Reserve/Designated to Return						
Oct. 5	@NO					Injured Reserve/Designated to Return						
Oct. 19	BAL					Injured Reserve/Designated to Return						
Oct. 27	MIN					Injured Reserve/Designated to Return						
Nov. 2	@CLE					Inactive						
Nov. 9	ATL	8	23	2.9	6	0	2	17	8.5	13	0	
Nov. 16	@WAS	13	36	2.8	12	0	3	8	2.7	4	0	
Nov. 23	@CHI	6	22	3.7	10	0	2	11	5.5	9	0	
Nov. 27	CIN	5	6	1.2	5	0	4	49	12.3	21	0	
Dec. 7	@DET	5	-4	-0.8	3	0	1	24	24.0	24	0	
Dec. 14	@CAR	7	34	4.9	18	0	3	45	15.0	19	0	
Dec. 21	GB	4	-1	-0.3	1	0	3	30	10.0	18	0	
Dec. 28	NO	18	69	3.8	20	1	1	6	6.0	6	0	
<b>TOTALS</b>		<b>66</b>	<b>185</b>	<b>2.8</b>	<b>20</b>	<b>1</b>	<b>19</b>	<b>190</b>	<b>10.0</b>	<b>24</b>	<b>0</b>	



76

**DONOVAN SMITH****TACKLE****HT: 6-6 WT: 338****DOB: 6/23/93****NFL: 3RD YEAR****ACQ: D2A-'15****COLLEGE: PENN STATE****ACQUIRED BY BUCS:**

- x Selected in the second round (34th overall) of the 2015 NFL Draft by the Buccaneers.

**AWARDS & ACCOLADES:**

- x 2015 PFWA All-Rookie Team Selection.

**CAREER HIGHLIGHTS:**

- x Has started all 32 career games he has played in.
- x Made NFL and Buccaneers debut in a start in the 2015 season opener vs. Tennessee (9/13/2015) and proceeded to start each of the remaining 15 games on the year, all at left tackle.
- x In 2015, helped block for an offense that finished the season ranked fifth in the league in total offense (375.9 ypg) and fifth in rushing (134.9 ypg), while tying for the league lead in rushing average (4.8).
- x Part of a 2015 unit that helped the offense to a franchise-record 6,014 net yards on the year, while also recording 2,162 rushing yards for the second-most in a single season in team history.
- x In 2015, the Tampa Bay offensive line allowed only 27 sacks over the season, the third-fewest since 1983 when sacks became an official statistic.

**2016 HIGHLIGHTS:**

- x Started all 16 games at left tackle.
- x Part of an offensive line that did not allow a sack at Atlanta (9/11).
- x Started at left tackle at Arizona (9/18).
- x Part of an offensive unit that totaled 472 yards of offense against Los Angeles (9/25), the 10th-most in a single game in team history.
- x Started against Denver (10/2).
- x Part of an offensive line that helped block for 113 rushing yards at Carolina (10/10).
- x At San Francisco (10/23), started and was part of an offensive line that helped the team total 513 total yards of offense, tied for the fourth-most in a single game in team history, including 249 rushing yards, the fourth-most in a single game in franchise history.
- x Started against Oakland (10/30) and on Thursday Night Football against Atlanta (11/3).

- x Started in a win against Chicago (11/13).
- x In a win at Kansas City (11/20), helped block for 116 rushing yards.
- x Part of an offensive line that blocked for 118 rushing yards and did not allow a sack against Seattle (11/27), who entered the game tied for the league lead in sacks.
- x Started in a win at San Diego (12/4).
- x Against New Orleans (12/11), was part of an offensive line that blocked for 104 rushing yards
- x Started at left tackle on Sunday Night Football at Dallas (12/18) and at New Orleans (12/24).
- x Started in a win against Carolina, helping block for 112 rushing yards (1/1/17).

**COLLEGE:**

- x Started 31-of-32 career games played at Penn State (2011-14).
- x Played in the 2015 Senior Bowl.
- x Started 11 games in his redshirt junior season.
- x Named first-team preseason All-Big Ten by USA Today and Lindy's, while earning second-team preseason all-conference honors from Athlon Sports and Phil Steele.
- x Part of an offense that put together a school-record 454 passing yards against UCF.
- x As a redshirt sophomore (2013), started 11 games at left tackle.
- x Honorable mention All-Big Ten choice.
- x Helped Penn State gain at least 350 yards in every contest.
- x Blocked for Big Ten Freshman-of-the-Year, quarterback Christian Hackenberg, who set 12 school freshman records.
- x Saw his first collegiate action as a redshirt freshman (2012), starting 9-of-10 games at left tackle.
- x Helped block for a Penn State squad that led the Big Ten in total offense (437.0 yards per game) in conference play, while ranking second in scoring offense (32.6 points per game) and passing offense (283.1 yards per game) against Big Ten opponents.
- x Selected to ESPN.com Big Ten All-Freshman team.
- x Redshirted as a freshman in 2011.
- x Graduated with a degree in criminology.

**PERSONAL:**

- x Attended Owings Mills High School (Owings Mills, Baltimore).
- x Played in the 2011 U.S. Army All-American Bowl.
- x Rated a four-star recruit by 24/7sports.com.
- x Earned first-team all-state honors and Baltimore Sun first-team all-met selection.
- x Did not allow a sack as a junior or senior.
- x Son of Sharon Thomas.
- x Has three sisters, Danielle and Tamika Thomas and Ebony Smith, and one brother, Dwayne Thomas.
- x Born Donovan Cole Smith on June 23, 1993 in Hempstead, New York.

**COMMUNITY:**

- x In June 2017, hosted a group of children from Autism Speaks for a fun day at LegoLand, Florida.
- x Helped sponsor the 2015 and 2016 "Turkey Time with the O-Line" event, a Thanksgiving program carried out by the offensive line which has provided thousands of meals for local families in need.
- x In October 2016, joined teammates and the entire Buccaneers business operations staff for the team's "Hometown Huddle", helping to refurbish the Sulphur Springs K-8 School and Community Center and interact with students.
- x In June 2016, participated in a surprise visit to the West Tampa Boys & Girls Club with WWE star Titus O'Neill and teammate Jameis Winston to share

positive messages with the members and surprise kids with tickets to WWE Monday Night RAW.

- x In December 2015, visited patients battling injury and illness at All Children's Hospital in St. Petersburg.
- x In November 2015, congratulated students at Pinellas Park Middle School for winning the Fuel Up To Play 60 "Defend Your Turf Challenge" through a special assembly and P.E. class.
- x In October 2015, participated in games, arts and crafts, and activities with children at Metropolitan Ministries annual Fall Festival.
- x In September 2015, served lunch to more than 250 hungry and homeless men and women at Trinity Café.
- x In July 2015, went bowling with rookie or first-year firefighters and paramedics.
- x Had his head shaved by children battling cancer for the Buccaneers 2015 and 2016 Cut for a Cure to raise funds and awareness for the National Pediatric Cancer Foundation.
- x In May 2015, toured MacDill Air Force Base to greet military servicemen and servicewomen and learn about the important role that the base plays in the Tampa community.
- x In May 2015, visited wounded warriors recovering from injury and illness at James A. Haley Veterans' Hospital in Tampa.

**SMITH'S CAREER STATISTICS**

Games/Starts: TB: 2015: 16/16; 2016: 16/16  
Career Totals: 32/32

62

**EVAN SMITH****CENTER****HT: 6-2 WT:308****DOB: 7/19/86****NFL: 8TH YEAR****ACQ: UFA (GB), 2014****COLLEGE: IDAHO STATE****ACQUIRED BY BUCS:**

- × Signed by the Tampa Bay Buccaneers on March 14, 2014, as an unrestricted free agent from Green Bay.

**ORIGINALLY ENTERED NFL:**

- × Originally entered the NFL as a college free agent with the Green Bay Packers on May 1, 2009.

**CAREER HIGHLIGHTS:**

- × Won Super Bowl XLV as a member of the Green Bay Packers.
- × Has played in 95 games with 46 starts in his career, including starting 3-of-5 postseason games with Green Bay (2009-13). Was inactive for four postseason games in 2010 with Green Bay.
- × Only college free agent to make Green Bay's opening day roster in 2009.
- × Made first career start at New York Giants (12/4/11).
- × Made NFL debut at St. Louis (9/27/09).
- × Recorded first playoff start against Minnesota (1/5/13).
- × Made postseason debut at Arizona (1/10/10).

**2016 HIGHLIGHTS:**

- × Did not play at Atlanta (9/11).
- × Made season debut at Arizona (9/18), playing four snaps on offense and two snaps on special teams.
- × Played 17 snaps on offense against Los Angeles (9/25), including lining up as a fullback in the team's jumbo package.
- × Against Denver (10/2), saw time on offense and special teams.
- × Played 12 snaps on offense at Carolina (10/10), while also seeing five snaps on special teams.
- × At San Francisco (10/23), assisted an offensive line that helped the team total 513 total yards of offense, tied for the fourth-most in a single game in team history, including 249 rushing yards, the fourth-most in a single game in franchise history.
- × Lined up at fullback and helped pave the way for Jacquizz Rodgers' fourth-quarter rushing touchdown against Oakland (10/30), giving Tampa Bay a 24-17 lead.

- × Saw 49 snaps at center on Thursday Night Football against Atlanta (11/3), filling in for injured starter Joe Hawley.
- × Started against Chicago (11/13), before leaving with a knee injury.
- × Inactive Weeks 11-13.
- × Returned to action in a win over New Orleans (12/11), seeing time on special teams.
- × Started at left guard at New Orleans (12/24), filling in for Kevin Pamphile, who had moved to right tackle.
- × Saw 15 snaps on offense in a win against Carolina (1/1/17).

**COMMUNITY:**

- × Sponsors "Smith's Soldiers" Front Row Fans section to provide a special gameday experience to local military and those who would otherwise not have a chance to attend Buccaneers home games.
- × In September 2016, helped build Learning Gardens with support from UnitedHealthcare and team staff to be delivered and planted at Buccaneers Academies in Tampa.
- × In November 2015, participated in a military appreciation lunch at MacDill Air Force Base with support from USAA.
- × Had his head shaved by children battling cancer for the Buccaneers 2015 Cut for a Cure to raise funds and awareness for the Pediatric Cancer Foundation.
- × Helped sponsor the 2014, 2015 and 2016 "Turkey Time with the O-Line," a Thanksgiving program carried out by the offensive line which has provided thousands of meals for local families in need.
- × On Veterans' Day 2014, greeted military service members at James A. Haley Veterans' Hospital.
- × In September 2014, interacted with military members stationed overseas through a Pro vs. GI Joe event at the Buccaneers-sponsored USO Welcome Center at Tampa International Airport.
- × Participated in the United Way's NFL Hometown Huddle Project in which he helped construct a new playground at Nicolet Elementary School in Green Bay, Wisconsin.

- × Spoke to over 700 K-8 students at Randall School in Burlington, Wisconsin on the importance of a healthy lifestyle and working hard in school.

## COLLEGE/PERSONAL:

- × Started 44 games, including the final 36 of his career at Idaho State (2005-2008) at various positions across the offensive line.
- × Inducted into the Idaho State Ring of Honor in 2015, the 18th Bengal to be honored and the first since 2009.
- × Earned honorable mention All-Big Sky Conference all four years at Idaho State.
- × As a senior, started all 12 games at left tackle and earned team MVP honors after helping the offense average 370.8 yards per game.

- × Attended Salinas High School (Salinas, California).
- × Played both offensive line and defensive line all four years.
- × Earned first-team all All-Tri-County on both sides of the line and won the team MVP honors his senior season.
- × Helped lead basketball team to a conference championship and an appearance in state semifinals as a senior.
- × Lettered all four years in football and basketball.
- × He and his wife, Misty, have a daughter named Jocelyn.
- × Born Evan Blake Dietrich-Smith on July 19, 1986 in Salinas, California.

## SMITH'S CAREER STATISTICS

**Games/Starts:** GB: 2009: 13/0 (P: 1/0); 2011: 16/3 (P: 1/0); 2012: 16/6 (P: 2/2); 2013: 16/16 (P: 1/1); TB: 2014: 15/15; 2015: 9/5; 2016: 12/2  
**Career Totals:** 97/47 (P: 5/3)

**Misc. Tackles:** 3 – 2 in 2014 (9/18/14 at Atlanta; 11/9/14 vs. Atlanta); 1 in 2012 (11/25/12 at N.Y. Giants)

**Fumbles-Lost:** 3-1 – 2-1 in 2014, 1-0 in 2009

**Kick Returns:** 1 for 5 yards, vs. Baltimore (12/7/09)

P=Playoffs

56

## JACQUES SMITH

DEFENSIVE END

HT: 6-2 WT: 260

DOB: 3/18/1990

NFL: 4TH YEAR

ACQ: W (BUF)-'14

COLLEGE: MISSOURI



## ACQUIRED BY BUCS:

- × Claimed by Tampa Bay off waivers from the Buffalo Bills on September 10, 2014.

## ORIGINALLY ENTERED NFL:

- × Originally entered the league as a college free agent with the Miami Dolphins on May 4 2012.

## CAREER HIGHLIGHTS:

- × Has played in 28 games with Tampa Bay (2014-16), starting 18, and registering 39 tackles, 13.5 sacks, four forced fumbles, four fumble recoveries (one for touchdown), and three passes defended.
- × Recorded first career touchdown on a fumble recovery that he returned three yards, vs. Jacksonville (10/11/15).

- × Recorded career highs with three sacks and two forced fumbles at New Orleans (9/20/15), becoming only the second Buccaneer to do so (also Lee Roy Selmon vs. New Orleans, 10/23/83).
- × Four sacks in Weeks 1-2 of 2015 were tied for the most ever by a Buccaneer in the season's first two weeks.
- × Registered two sacks and first career forced fumble in win at Washington (11/16/14).
- × Made first career start vs. Atlanta (11/9/14).
- × Made NFL debut with Buccaneers against St. Louis (9/14/14).
- × Spent 11 weeks on the Buffalo Bills practice squad in 2013 and the 2014 offseason.

- × Finished December of 2012 on the New York Jets practice squad.
- × Played with the Hamilton Tiger Cats of the Canadian Football League during the 2012 season.

## 2016 HIGHLIGHTS:

- × Placed on Injured Reserve on September 12.
- × Suffered a season-ending knee injury in Week 1 at Atlanta (9/11).

## COLLEGE:

- × Started 32-of-53 games he played in four-years (2008-11) at University of Missouri, recording 159 tackles, 26 tackles for loss, 13.0 sacks and one interception returned for a touchdown.
- × Started all 11 games as a senior (2011) recording 39 tackles, nine tackles for loss and 5.0 sacks.
- × Was named second team All-Big 12 following his junior season (2010) after starting all 13 games and recording 35 tackles, 10 tackles for loss and 5.5

sacks. Also recovered a fumble and returned it 53 yards for a touchdown.

- × As a sophomore (2009), played in 13 games with five starts, tallying 39 tackles, four tackles for loss, 1.5 sacks and one interception, returned for a touchdown. He also caught one pass for 24 yards and a touchdown.
- × Played in 14 games with one start as a freshman (2008), finishing with 46 tackles three tackles for loss and one sack.

## PERSONAL/COMMUNITY

- × Attended South Oak Cliff High School (Dallas, Texas).
- × Lettered in football, basketball and track and field.
- × Parents are Jimmy and Opal Smith.
- × Born Jacquies Doyle Smith on March 18, 1990, in Dallas, Texas.
- × Along with the defensive line, purchased toys and hosted a surprise shopping spree for underprivileged families in the "D-Line Does Christmas" event in December 2014 and 2015..

## SMITH'S CAREER STATISTICS

YEAR	TEAM	GP	GS	TACKLES				SK	YDS	INTERCEPTIONS				PD	FUMBLES			ST TACKLES		
				TOT	SOLO	ASST				NO	YDS	LG	TD		FF	FR	YDS	T	S	A
2014	Tampa Bay	15	7	17	13	4		6.5	25.0	0	0	0	0	2	1	1	0	0	0	0
2015	Tampa Bay	12	12	22	15	7		7.0	53.5	0	0	0	0	1	3	3	22	0	0	0
2016	Tampa Bay	1	0	0	0	0		0.0	0.0	0	0	0	0	0	0	0	0	0	0	0
NFL Totals		28	19	39	28	11		13.5	78.5	0	0	0	0	3	4	4	22	0	0	0

## SMITH'S GAME-BY-GAME STATISTICS

### 2015

DATE	OPP	TACKLES				TFL	SK	YDS	QH	INTERCEPTIONS				PD	FUMBLES			ST TACKLES		
		T	S	A						NO	YDS	LG	TD		FF	FR	YDS	T	S	A
Sept. 13	TEN	2	2	0	1	1.0	13.0	0	0	0	0	0	0	0	0	0	0	0	0	0
Sept. 20	@NO	3	3	0	1	3.0	25.0	3	0	0	0	0	0	0	2	0	0	0	0	0
Sept. 27	@HOU	5	4	1	1	0.0	0.0	0	0	0	0	0	0	0	0	0	0	0	0	0
Oct. 4	CAR	2	1	1	1	0.0	0.0	2	0	0	0	0	0	0	0	0	0	0	0	0
Oct. 11	JAC	0	0	0	0	0.0	0.0	0	0	0	0	0	0	0	0	1	3	0	0	0
Oct. 25	@WAS	2	2	0	0	1.0	12.0	0	0	0	0	0	0	0	1	0	0	0	0	0
Nov. 1	@ATL	0	0	0	0	0.0	0.0	1	0	0	0	0	0	0	0	1	9	0	0	0
Nov. 8	NYG	Inactive																		
Nov. 15	DAL	Inactive																		
Nov. 22	@PHI	3	1	2	0	1.0	2.5	2	0	0	0	0	0	0	0	1	10	0	0	0
Nov. 29	@IND	0	0	0	0	0.0	0.0	1	0	0	0	0	0	1	0	0	0	0	0	0
Dec. 6	ATL	Inactive																		
Dec. 13	NO	Inactive																		
Dec. 17	@STL	3	2	1	1	1.0	1.0	1	0	0	0	0	0	0	0	0	0	0	0	0
Dec. 27	CHI	1	0	1	0	0.0	0.0	0	0	0	0	0	0	0	0	0	0	0	0	0
Jan. 3	@CAR	1	0	1	0	0.0	0.0	0	0	0	0	0	0	0	0	0	0	0	0	0
TOTALS		22	15	7	5	7.0	53.5	10	0	0	0	0	0	1	3	3	22	0	0	0

## 2014

DATE	OPP	TACKLES							INTERCEPTIONS					FUMBLES			ST TACKLES		
		T	S	A	TFL	SK	YDS	QH	NO	YDS	LG	TD	PD	FF	FR	YDS	T	S	A
Sept. 7	CAR*								Inactive										
Sept. 14	STL	0	0	0	0	0.0	0.0	0	0	0	0	0	0	0	0	0	0	0	0
Sept. 18	@ATL	0	0	0	0	0.0	0.0	0	0	0	0	0	0	0	0	0	0	0	0
Sept. 28	@PIT	1	1	0	0	0.0	0.0	0	0	0	0	0	0	0	1	0	0	0	0
Oct. 5	@NO	0	0	0	0	0.0	0.0	0	0	0	0	0	0	0	0	0	0	0	0
Oct. 12	BAL	0	0	0	0	0.0	0.0	0	0	0	0	0	0	0	0	0	0	0	0
Oct. 26	MIN	0	0	0	0	0.0	0.0	1	0	0	0	0	1	0	0	0	0	0	0
Nov. 2	@CLE	1	1	0	1	1.0	7.0	1	0	0	0	0	0	0	0	0	0	0	0
Nov. 9	ATL	2	1	1	0	0.0	0.0	1	0	0	0	0	0	0	0	0	0	0	0
Nov. 16	@WAS	3	3	0	2	2.0	15.0	3	0	0	0	0	0	1	0	0	0	0	0
Nov. 23	@CHI	2	2	0	1	1.0	1.0	1	0	0	0	0	1	0	0	0	0	0	0
Nov. 30	CIN	0	0	0	0	0.0	0.0	1	0	0	0	0	0	0	0	0	0	0	0
Dec. 7	@DET	4	3	1	0	2.0	0.0	3	0	0	0	0	0	0	0	0	0	0	0
Dec. 14	@CAR	4	2	2	0	0.5	2.0	1	0	0	0	0	0	0	0	0	0	0	0
Dec. 21	GB	0	0	0	0	0.0	0.0	0	0	0	0	0	0	0	0	0	0	0	0
Dec. 28	NO	0	0	0	0	0.0	0.0	0	0	0	0	0	0	0	0	0	0	0	0
<b>TOTALS</b>		<b>17</b>	<b>13</b>	<b>4</b>	<b>4</b>	<b>6.5</b>	<b>25.0</b>	<b>12</b>	<b>0</b>	<b>0</b>	<b>0</b>	<b>0</b>	<b>2</b>	<b>1</b>	<b>1</b>	<b>0</b>	<b>0</b>	<b>0</b>	<b>0</b>

\*Games played with Buffalo

29

## RYAN SMITH

DEFENSIVE BACK

HT: 6-0 WT: 190

DOB: 9/7/1993

NFL: 2ND YEAR

ACQ: D4-'16

COLLEGE: NORTH CAROLINA CENTRAL



## ACQUIRED BY BUCS:

- Selected in the fourth round (108th overall) of the 2016 NFL Draft by the Buccaneers.

## 2016 HIGHLIGHTS:

- Inactive Played in 14 games on special teams, including 10 kickoff returns for 169 yards (16.9 avg.).
- Weeks 1-2.
- Made NFL debut vs. Los Angeles (9/25).
- Served as primary kick returner for the first time, vs. Denver (10/2).
- Played on 12 special teams snaps in win at Carolina (10/10).
- Played in 16 special teams snaps in win at San Francisco (10/23).
- Registered a career-long 24-yard kickoff return vs. Oakland (10/30).
- Recorded one kickoff return for 22 yards in win at Kansas City (11/20).
- Averaged 21.0 yards on two kickoff returns in 14-5 win vs. Seattle (11/27).
- With Buccaneers leading 16-11 in the fourth quarter, kept a Tampa Bay punt from going into the end zone

with a leaning save at the goal line, which was downed at the one-yard line.

- Downed a punt at the Dallas 4-yard line (12/18).
- Led team with 19 special teams snaps at New Orleans (12/24).
- Led team with 21 special teams snaps vs. Carolina (1/1).

## COLLEGE:

- Attended North Carolina Central (2011-15), finishing his career starting 42-of-45 games, with 263 tackles, seven tackles for loss, 31 passes defended, eight fumble recoveries, seven interceptions, one forced fumble and one blocked kick. Also returned 14 kickoffs for 394 yards, with one touchdown.
- Set a school record for solo tackles (168) and kickoff return yard average (28.1).
- Voted second-team All-Mid-Eastern Athletic Conference (MEAC) as both a defensive back and a kick returner, after recording 52 tackles, 1.5 tackles for loss, 11 passes defended and two interceptions, to go along with 14 kickoff returns for 394 yards with one touchdown.

- × His 11 passes defended were third in the MEAC, while his 28.1 yards per kick return led the conference and ranked 10th in the FCS.
- × As a redshirt junior (2014), started all 12 games, registering 58 tackles, 1.5 tackles for loss, seven passes defended and one fumble recovery.
- × Started all 12 games as a redshirt sophomore (2013), tallying 88 tackles, 1.5 tackles for loss, five passes defended, three fumble recoveries, two interceptions, one forced fumble and one blocked kick.
- × Selected to the College Sports Journal FCS Freshman All-America team, following his redshirt freshman season (2012), when he notched 65 tackles, 2.5 tackles for loss, eight passes defended, four fumble recoveries and three interceptions.
- × Led the MEAC and tied for second among FCS leaders with four fumble recoveries.
- × Named MEAC Defensive Player of the Week after recording six tackles, three passes defended and an interception in a win at Savannah State (9/22/12).
- × Chosen as the MEAC Rookie of the Week after posting seven tackles, one interception and one fumble recovery in a win against Hampton (10/18/12).
- × Redshirted in 2011.
- × Graduated with a degree in criminal justice.

## PERSONAL:

- × Attended Dr. Henry A. Wise, Jr. High School (Upper Marlboro, Maryland).
- × Selected first-team County 4A All-League and Maryland Big School All-State Honorable Mention.
- × Son of Damon and Traci Richardson.
- × Younger brother Tre was a teammate at NCCU.
- × Born Ryan Smith on September 7, 1993 in Augsburg, Germany.

## COMMUNITY:

- × In December 2016, visited patients battling illness at All Children's Hospital in St. Petersburg to raise their spirits during the holidays.
- × In December 2016, congratulated Pizzo Elementary students and teachers for winning the Florida Dairy Council Defend Your Turf Challenge, hosting Play 60 drills and sharing the importance of a healthy diet.
- × In October 2016, joined teammates and the entire Buccaneers business operations staff for the team's "Hometown Huddle", helping to refurbish the Sulphur Springs K-8 School and Community Center and interact with students.
- × In September 2016, visited Moffitt Cancer Center in Tampa to visit with families battling cancer and run Play 60 drills for the children of patients and staff.
- × In June 2016, hosted a Play 60 event for children from the Jackson Heights NFL Y.E.T. Center.
- × In June 2016, toured MacDill Air Force Base to greet military servicemen and servicewomen and learn about the important role that the base plays in the Tampa community and beyond.
- × In May 2016, went bowling with rookie or first-year firefighters and paramedics from the City of Tampa.



57

**NOAH SPENCE****DEFENSIVE END****HT: 6-2 WT: 251****DOB: 1/8/1994****NFL: 2ND YEAR****ACQ: D2A-'16****COLLEGE: EASTERN KENTUCKY****ACQUIRED BY BUCS:**

- x Selected in the second round (39th overall) of the 2016 NFL Draft by the Buccaneers.

**AWARDS & ACCOLADES:**

- x NFL Defensive Rookie of the Month (November 2016)
- x Pepsi Rookie of the Week (Week 12, 2016).

**2016 HIGHLIGHTS:**

- x Played in all 16 games, with three starts, and recorded 22 tackles, including two for loss, 5.5 sacks, three forced fumbles and two passes defended.
- x Finished sixth among NFL rookies with 5.5 sacks and third with three forced fumbles.
- x Named NFL Defensive Rookie of the Month in November.
- x Played 35 snaps in NFL debut in Week 1 at Atlanta (9/11).
- x Recorded first career sack (Carson Palmer) at Arizona (9/18).
- x Played in a reserve role vs. Los Angeles (9/25).
- x Made first career start vs. Denver (10/2) before leaving with a shoulder injury.
- x Made one tackle in win at Carolina (10/10).
- x Notched a sack and a pass defended in win at San Francisco (10/23).
- x Posted first career sack-fumble, which was recovered by the Buccaneers and set up a touchdown, and added three tackles, vs. Oakland (10/30).
- x Registered one quarterback hit vs. Atlanta (11/3).
- x Recorded his second sack-fumble of the season, which was recovered by the Buccaneers, in win vs. Chicago (11/13). Also accounted for first special teams tackle of career.
- x Tallied career-high four tackles in win at Kansas City (11/20).
- x Collected five tackles, 1.5 sacks and a forced fumble in 14-5 win vs. Seattle (11/27) and was part of a pass rush that recorded six sacks and 12 quarterback hits on Russell Wilson.
- x Made second career start in win at San Diego (12/4), registering two quarterback hits.
- x Registered a pass defended in win vs. New Orleans (12/11).

- x Logged two tackles at New Orleans (12/24).

- x Started in win vs. Carolina (1/1) and recorded three tackles.

**COLLEGE:**

- x Played his redshirt junior campaign at Eastern Kentucky (2015), totaling 63 tackles, 22.5 tackles for loss, 11.5 sacks, three forced fumbles and two fumble recoveries.
- x Named FCS All-American by the Associated Press, STATS, Walter Camp Foundation and College Sporting News.
- x Chosen as the FCS National Defensive Performer of the Year by the College Football Performance Awards.
- x Ranked fourth in the FCS in tackles for loss (2.0 per game) and fifth in sacks (1.05 per game).
- x His 11.5 sacks are the fourth-most in a single season in Eastern Kentucky history.
- x Redshirted in 2014 after transferring from Ohio State, where he spent two seasons (2012-13), playing in 24 games, with 13 starts, 64 tackles, 15.5 tackles for loss, 9.0 sacks and one forced fumble.
- x Started all 13 games as a sophomore (2013), recording 52 tackles, 14.5 tackles for loss, 8.0 sacks and one forced fumble.
- x Earned first-team All-Big Ten Conference honors from the league media and second-team honors from the league's coaches after ranking second in the league in sacks (8.0) and sixth in tackles for loss (14.5).
- x As a true freshman (2012), played in 11 games, tallying 12 tackles and one sack.

**PERSONAL:**

- x Attended Bishop McDevitt High School (Harrisburg, Pennsylvania).
- x Played in the Under Armour All-American game, setting a record with 3.0 sacks.
- x Chosen as a Parade Magazine All-American, a five-star prospect, the No. 2 defensive end prospect in the country and a Top 5 prospect nationally by ESPN and MaxPreps.
- x The No. 1 player in the state of Pennsylvania and the state's two-time big school defensive player of the year, along with the 2011 Pennsylvania Gatorade Player of the Year, an award recognizing high



standards of academic achievement and exemplary character, in addition to athletics.

- × Named the Maxwell Football Club's national high school player of the year in 2011.
- × Son of Helen and Greg Spence, who have four biological children and five adopted sons.
- × His siblings include Ray, Rod, Greg, Malcolm, Alonzo, Alex, Tariq and Marcus.
- × His father played football at North Carolina State and one of his uncle's was a member of the school's 1974 national championship basketball team.
- × Born Noah Spence on January 8, 1994.

### COMMUNITY:

- × In December 2016, visited patients battling illness at All Children's Hospital in St. Petersburg to raise their spirits during the holidays.
- × Along with the defensive line, purchased toys and hosted a surprise shopping spree for underprivileged families in the "D-Line Delivers Christmas" event.

- × In December 2016, congratulated Pizzo Elementary students and teachers for winning the Florida Dairy Council Defend Your Turf Challenge, hosting Play 60 drills and sharing the importance of a healthy diet.
- × In September 2016, represented the Buccaneers at the opening of "Glazer Family Field" at the Jackson Heights NFL YET Center.
- × In September 2016, visited Moffitt Cancer Center in Tampa to visit with families battling cancer and run Play 60 drills for the children of patients and staff.
- × In June 2016, hosted a Play 60 event for children from the Jackson Heights NFL Y.E.T. Center.
- × In June 2016, toured MacDill Air Force Base to greet military servicemen and servicewomen and learn about the important role that the base plays in the Tampa community and beyond.
- × In May 2016, went bowling with rookie or first-year firefighters and paramedics from the City of Tampa.

## SPENCE'S CAREER STATISTICS

YEAR	TEAM	TACKLES							INTERCEPTIONS					FUMBLES			ST TACKLES		
		GP	GS	TOT	SOLO	ASST	SK	YDS	NO	YDS	LG	TD	PD	FF	FR	YDS	T	S	A
2016	Tampa Bay	16	3	22	16	6	5.5	33.5	0	0	0	0	2	3	0	0	0	0	0
NFL Totals		16	3	22	16	6	5.5	33.5	0	0	0	0	2	3	0	0	0	0	0

## SPENCE'S GAME-BY-GAME STATISTICS

### 2016

DATE	OPP	TACKLES							INTERCEPTIONS					FUMBLES			ST TACKLES		
		T	S	A	TFL	SK	YDS	QH	NO	YDS	LG	TD	PD	FF	FR	YDS	T	S	A
Sept. 11	@ATL	0	0	0	0	0.0	0.0	0	0	0	0	0	0	0	0	0	0	0	0
Sept. 18	@ARI	1	1	0	1	1.0	4.0	1	0	0	0	0	0	0	0	0	0	0	0
Sept. 25	LA	0	0	0	0	0.0	0.0	0	0	0	0	0	0	0	0	0	0	0	0
Oct. 2	DEN	0	0	0	0	0.0	0.0	0	0	0	0	0	0	0	0	0	0	0	0
Oct. 10	@CAR	1	1	0	0	0.0	0.0	0	0	0	0	0	0	0	0	0	0	0	0
Oct. 23	@SF	1	1	0	1	1.0	6.0	2	0	0	0	0	1	0	0	0	0	0	0
Oct. 30	OAK	3	3	0	0	1.0	11.0	1	0	0	0	0	0	1	0	0	0	0	0
Nov. 3	ATL	0	0	0	0	0.0	0.0	1	0	0	0	0	0	0	0	0	0	0	0
Nov. 13	CHI	2	2	0	0	1.0	6.0	1	0	0	0	0	0	1	0	0	0	0	0
Nov. 20	@KC	4	3	1	0	0.0	0.0	0	0	0	0	0	0	0	0	0	0	0	0
Nov. 27	SEA	5	2	3	0	1.5	6.5	2	0	0	0	0	0	1	0	0	0	0	0
Dec. 4	@SD	0	0	0	0	0.0	0.0	2	0	0	0	0	0	0	0	0	0	0	0
Dec. 11	NO	0	0	0	0	0.0	0.0	1	0	0	0	0	1	0	0	0	0	0	0
Dec. 18	@DAL	0	0	0	0	0.0	0.0	0	0	0	0	0	0	0	0	0	0	0	0
Dec. 24	@NO	2	1	1	0	0.0	0.0	0	0	0	0	0	0	0	0	0	0	0	0
Jan. 1	CAR	3	2	1	0	0.0	0.0	1	0	0	0	0	0	0	0	0	0	0	0
TOTALS		22	16	6	2	5.5	33.5	12	0	0	0	0	2	3	0	0	0	0	0

88

**LUKE STOCKER****TIGHT END****HT: 6-5 WT: 253****DOB: 7/17/88****NFL: 7TH YEAR****ACQ: D4, 2011****COLLEGE: TENNESSEE****ACQUIRED BY BUCS:**

- x Selected in the fourth round (104th overall) of the 2011 NFL Draft by the Buccaneers.

**CAREER HIGHLIGHTS:**

- x Recorded his first career touchdown at Dallas (9/23/12).
- x Made his first career start in his NFL debut vs. Detroit (9/11/11) in the 2011 season opener.

**2016 HIGHLIGHTS:**

- x Started at Atlanta (9/11) and at Arizona (9/18).
- x Inactive against Weeks 3-5 with an ankle injury (9/25).
- x Returned to action at San Francisco (10/23), starting and assisting an offense totaled 513 total yards of offense, tied for the fourth-most in a single game in team history, including 249 rushing yards, the fourth-most in a single game in franchise history.
- x Started against Oakland (10/30), catching two passes for 8 yards.
- x On Thursday Night Football against Atlanta (11/3), started at tight end.
- x Caught one pass for 11 yards against Chicago (11/13).
- x Played 21 snaps in a win at Kansas City (11/20).
- x In a win over Seattle (11/27), caught one pass for three yards.
- x Started in a win at San Diego (12/4), but left after the opening play with an ankle injury.
- x Inactive with an ankle injury against New Orleans (12/11).
- x Started at tight end on Sunday Night Football at Dallas (12/18) and at New Orleans (12/24).
- x Had a one-yard catch against Carolina (1/1/17).

**COLLEGE:**

- x Third-highest selected Tennessee tight end in NFL Draft history (Jason Witten, 69th, 2003; Brad Cottom, 76th, 2008) and first tight end drafted by the Buccaneers since 2006.
- x 12th player from the University of Tennessee to be selected by the Buccaneers.

- x Started in 38-of-52 games played, including his last 38 games during his Tennessee career (2007-10).
- x Set a Tennessee record for position players by competing in all 52 games of his collegiate career.
- x Recorded 85 receptions for 956 yards and eight touchdowns.
- x Named team captain as a senior.
- x Finished senior season with Tennessee collecting 39 receptions for 417 yards to rank third on team in both categories, while adding two touchdowns.
- x One of 10 players to start every 2010 game for Tennessee and only Volunteer with reception in every game, including 11 contests with multiple catches.
- x Named 2010 Mackey Award Semifinalist (nation's top tight end), All-SEC second-team by Phil Steele and was selected to the 2011 Senior Bowl.
- x Shared Tennessee's 2010 Fourth Quarter Award presented to players who compete with intangible values that provide foundation of UT Football Program: attitude, discipline, toughness, effort and team.
- x As a junior, recorded 29 catches for 389 yards and finished second on the team with five touchdowns.
- x Graduated with a degree in sport management and had begun work on second degree in recreation and leisure studies.

**COMMUNITY:**

- x In December 2016, visited pediatric and rehabilitation patients at Florida Hospital to spread holiday cheer.
- x Joined Buccaneers teammates and more than 100 UnitedHealthcare employees to pack food boxes at Feeding America Tampa Bay in September 2011.
- x Helped teach football drills and spoke on the importance of living a healthy lifestyle to South London school students in October 2011.
- x Greeted fans at the International Series Fan Rally event at Trafalgar Square, London in October 2011.
- x Distributed candy, signed autographs and played games with over 700 underprivileged children at Lowry Park Zoo for the team's annual Halloween Celebration in October 2011.

- × Visited patients at All Children's Hospital and sang Christmas carols to residents of Westminster Palms Retirement Home in December 2011.

## PERSONAL:

- × Attended Madison Southern High School (Berea, Kentucky), where he was an honor student and three-year starter for head coach Doug Carter.
- × Rated a three-star prospect by Rivals.com, who listed him as the nation's 33rd-best tight end and the seventh-best recruit from the state of Kentucky. Also received a three-star rating by Scout.com, as that recruiting service ranked him as the 34th-best tight end in the country.
- × Named two-time All-Conference and Class 3A All-District VII, 2006 Class of the Commonwealth and 2005 All-State.

- × Played in Kentucky-Tennessee All-Star Game.
- × As a senior, caught 36 passes for 560 yards and five touchdowns on offense and also made 48 tackles on defensive line, including 21 tackles for loss and 14 sacks.
- × Also a standout basketball player, averaging 17 points as junior forward, making All-District and All-Region.
- × Academic All-State in football and basketball.
- × Married to the former Diane Karst, with a son, Liam.
- × Born Lucas Aaron Stocker on July 17, 1988 in Berea, Kentucky.

## STOCKER'S CAREER STATISTICS

YEAR	TEAM	GP	GS	RECEIVING					LG	TD
				NO	YDS	AVG				
2011	Tampa Bay	14	9	12	92	7.7		24		0
2012	Tampa Bay	16	11	16	165	10.3		33		1
2013	Tampa Bay	2	2	0	0	-		-		0
2014	Tampa Bay	13	7	7	41	5.9		11		0
2015	Tampa Bay	14	14	9	61	6.8		14		1
2016	Tampa Bay	12	10	5	23	4.6		11		0
NFL Totals		71	53	49	382	7.8		33		2

### ADDITIONAL STATS

**Misc. Tackles:** 7 – 1 in 2017; 1 in 2015, 3 in 2014, 1 in 2011, 1 in 2012

**Special Teams Tackles:** 2 – 1 in 2011, 1 in 2014

**Forced Fumbles:** 1 – 1 in 2014

**Fumble Recoveries:** 1 – 1 in 2015

## STOCKER'S GAME-BY-GAME STATISTICS

2016 DATE	OPP	NO	YDS	RECEIVING			TD	ATT	YDS	RUSHING			TD
				AVG	LG					AVG	LG		
Sept. 11	@ATL	0	0	-	-	0	0	0	0	-	-	0	0
Sept. 18	@ARI	0	0	-	-	0	0	0	0	-	-	0	0
Sept. 25	LA				Inactive								
Oct. 2	DEN				Inactive								
Oct. 10	@CAR				Inactive								
Oct. 23	@SF	0	0	-	-	0	0	0	0	-	-	0	0
Oct. 30	OAK	2	8	4.0	10	0	0	0	0	-	-	0	0
Nov. 3	ATL	0	0	-	-	0	0	0	0	-	-	0	0
Nov. 13	CHI	1	11	11.0	11	0	0	0	0	-	-	0	0
Nov. 20	@KC	0	0	-	-	0	0	0	0	-	-	0	0
Nov. 27	SEA	1	3	3.0	3	0	0	0	0	-	-	0	0
Dec. 4	@SD	0	0	-	-	0	0	0	0	-	-	0	0
Dec. 11	NO				Inactive								
Dec. 18	@DAL	0	0	-	-	0	0	0	0	-	-	0	0
Dec. 24	@NO	0	0	-	-	0	0	0	0	-	-	0	0
Jan. 1	CAR	1	1	1.0	1	0	0	0	0	-	-	0	0
TOTALS		5	23	4.6	11	0	0	0	0	-	-	0	0

## 2015

DATE	OPP	NO	YDS	RECEIVING			TD	ATT	YDS	RUSHING			TD
				AVG	LG					AVG	LG		
Sept. 13	TEN	0	0	-	-	0	0	0	0	-	-	0	0
Sept. 20	@NO	0	0	-	-	0	0	0	0	-	-	0	0
Sept. 27	@HOU	0	0	-	-	0	0	0	0	-	-	0	0
Oct. 4	CAR				Inactive								
Oct. 11	JAC				Inactive								
Oct. 25	@WAS	3	22	7.3	11	0	0	0	0	-	-	0	0
Nov. 1	@ATL	0	0	-	-	0	0	0	0	-	-	0	0
Nov. 8	NYG	0	0	-	-	0	0	0	0	-	-	0	0
Nov. 15	DAL	0	0	-	-	0	0	0	0	-	-	0	0
Nov. 22	@PHI	0	0	-	-	0	0	0	0	-	-	0	0
Nov. 29	@IND	0	0	-	-	0	0	0	0	-	-	0	0
Dec. 6	ATL	1	4	4.0	4	0	0	0	0	-	-	0	0
Dec. 13	NO	0	0	-	-	0	0	0	0	-	-	0	0
Dec. 17	@STL	3	25	8.3	14	1	0	0	0	-	-	0	0
Dec. 27	CHI	1	7	7.0	7	0	0	0	0	-	-	0	0
Jan. 3	@CAR	1	3	3.0	3	0	0	0	0	-	-	0	0
<b>TOTALS</b>		<b>9</b>	<b>61</b>	<b>6.8</b>	<b>14</b>	<b>1</b>	<b>0</b>	<b>0</b>	<b>0</b>	<b>-</b>	<b>-</b>	<b>0</b>	<b>0</b>

## 2014

DATE	OPP	NO	YDS	RECEIVING			TD	ATT	YDS	RUSHING			TD
				AVG	LG					AVG	LG		
Sept. 7	CAR	1	8	8.0	8	0	0	0	0	-	-	0	0
Sept. 14	STL	0	0	-	-	0	0	0	0	-	-	0	0
Sept. 21	@ATL	2	15	7.5	11	0	0	0	0	-	-	0	0
Sept. 28	@PIT	0	0	-	-	0	0	0	0	-	-	0	0
Oct. 5	@NO	0	0	-	-	0	0	0	0	-	-	0	0
Oct. 19	BAL	0	0	-	-	0	0	0	0	-	-	0	0
Oct. 27	MIN	0	0	-	-	0	0	0	0	-	-	0	0
Nov. 2	@CLE	0	0	-	-	0	0	0	0	-	-	0	0
Nov. 9	ATL				Inactive								
Nov. 16	@WAS				Inactive								
Nov. 23	@CHI	1	6	6.0	6	0	0	0	0	-	-	0	0
Nov. 27	CIN				Inactive								
Dec. 7	@DET	1	4	4.0	4	0	0	0	0	-	-	0	0
Dec. 14	@CAR	0	0	-	-	0	0	0	0	-	-	0	0
Dec. 21	GB	2	8	4.0	8	0	0	0	0	-	-	0	0
Dec. 28	NO	0	0	-	-	0	0	0	0	-	-	0	0
<b>TOTALS</b>		<b>7</b>	<b>41</b>	<b>5.9</b>	<b>11</b>	<b>0</b>	<b>0</b>	<b>0</b>	<b>0</b>	<b>-</b>	<b>-</b>	<b>0</b>	<b>0</b>

## 2012

DATE	OPP	NO	YDS	RECEIVING			TD	ATT	YDS	RUSHING			TD
				AVG	LG					AVG	LG		
Sept. 9	CAR	0	0	-	-	0	0	0	0	-	-	0	0
Sept. 16	@NYG	0	0	-	-	0	0	0	0	-	-	0	0
Sept. 23	@DAL	1	1	1.0	1	1	0	0	0	-	-	0	0
Sept. 30	WAS	1	5	5.0	5	0	0	0	0	-	-	0	0
Oct. 14	KC	0	0	-	-	0	0	0	0	-	-	0	0
Oct. 21	NO	1	33	33.0	33	0	0	0	0	-	-	0	0
Oct. 25	@MIN	0	0	-	-	0	0	0	0	-	-	0	0
Nov. 4	@OAK	1	2	2.0	2	0	0	0	0	-	-	0	0
Nov. 11	SD	1	11	11.0	11	0	0	0	0	-	-	0	0
Nov. 18	@CAR	0	0	-	-	0	0	0	0	-	-	0	0
Nov. 25	ATL	1	5	5.0	5	0	0	0	0	-	-	0	0
Dec. 2	@DEN	2	19	9.5	11	0	0	0	0	-	-	0	0
Dec. 9	PHI	0	0	-	-	0	0	0	0	-	-	0	0
Dec. 16	@NO	3	23	7.7	15	0	0	0	0	-	-	0	0
Dec. 23	STL	2	16	8.0	10	0	0	0	0	-	-	0	0
Dec. 30	@ATL	3	50	16.7	26	0	0	0	0	-	-	0	0
<b>TOTALS</b>		<b>16</b>	<b>165</b>	<b>10.3</b>	<b>33</b>	<b>1</b>	<b>0</b>	<b>0</b>	<b>0</b>	<b>-</b>	<b>-</b>	<b>0</b>	<b>0</b>

2011

DATE	OPP	NO	YDS	RECEIVING			TD	ATT	YDS	RUSHING			TD
				AVG	LG					AVG	LG		
Sept. 11	DET	0	0	-	-		0	0	0	-	-		0
Sept. 18	@MIN	1	17	17.0	17		0	0	0	-	-		0
Sept. 25	ATL	2	33	16.5	24		0	0	0	-	-		0
Oct. 3	IND	2	9	4.5	5		0	0	0	-	-		0
Oct. 9	@SF				Inactive								
Oct. 16	NO				Inactive								
Oct. 23	CHI	2	14	7.0	10		0	0	0	-	-		0
Nov. 6	@NO	0	0	-	-		0	0	0	-	-		0
Nov. 13	HOU	0	0	-	-		0	0	0	-	-		0
Nov. 20	@GB	1	1	1.0	1		0	0	0	-	-		0
Nov. 27	@TEN	0	0	-	-		0	0	0	-	-		0
Dec. 4	CAR	0	0	-	-		0	0	0	-	-		0
Dec. 11	@JAC	0	0	-	-		0	0	0	-	-		0
Dec. 17	DAL	1	4	4.0	4		0	0	0	-	-		0
Dec. 24	@CAR	3	14	4.7	9		0	0	0	-	-		0
Jan. 1	@ATL	0	0	-	-		0	0	0	-	-		0
<b>TOTALS</b>		<b>12</b>	<b>92</b>	<b>7.7</b>	<b>24</b>		<b>0</b>	<b>0</b>	<b>0</b>	<b>-</b>	<b>-</b>		<b>0</b>

67

**JAMES STONE****CENTER****HT: 6-3 WT: 291****DOB: 4/26/92****NFL: 3RD YEAR****ACQ: FA, 2017****COLLEGE: TENNESSEE****ACQUIRED BY BUCS:**

- × Signed by Tampa Bay as a free agent on January 20, 2017.

**ORIGINALLY ENTERED NFL:**

- × Originally entered the NFL as a rookie free agent with the Atlanta Falcons on May 12, 2014.

**CAREER HIGHLIGHTS:**


- × Spent two seasons with the Falcons (2014-2015) before being released prior to the 2016 regular season.
- × Started in 1-of-7 games played in 2015.
- × In 2014, played in 12 games, starting nine at center. Blocked for an offense that ranked eighth in the NFL in total offense (378.2) and fifth in passing yards per game (284.6).

**COLLEGE/PERSONAL:**

- × As a senior (2013), started in all 12 games, contributing to an offensive line that helped Volunteers to 2, 261 rushing yards, the most by the University of Tennessee since 2004 at the time.

- × Selected to the 2013 Reese's Senior Bowl Watch List, the 2013 SEC Coaches Preseason Third Team All-SEC list, the 2013 Media Preseason Third Team All-SEC list and the 2013 Rimington Watch List.
- × As a junior (2012), started in all 12 games, helping the offense to 475.9 yards per game (20th in NCAA), 315.6 yards of passing offense (15th in NCAA) and just eight sacks allowed (0.67 per game/fourth in NCAA).
- × As a sophomore (2011), started in 7-of-9 games played, participating in part of offensive line that helped the Vols to 332 yards per game including two games with 500-plus yards.
- × As a freshman (2010), started in 8-of-12 games (five at center and three at left guard).
- × As a freshman, selected to the Sporting News and Football Writers Association of America's Freshman All-American teams and was also honored as a Rivals.com Second Team All-American selection.
- × Majored in communications.
- × Attended Maplewood High School (Nashville, Tennessee).
- × Born on April 26, 1991 in Nashville, Tennessee.

73

**J.R. SWEETZ****GUARD****HT: 6-5 WT: 300****DOB: 4/8/89****NFL: 5TH YEAR****ACQ: UFA (SEA), 2016****COLLEGE: NORTH CAROLINA STATE****ACQUIRED BY BUCS:**

- × Signed by Tampa Bay on March 10, 2016 as an unrestricted free agent from Seattle.

**ORIGINALLY ENTERED NFL:**

- × Originally entered the NFL as a seventh-round pick, (225th overall) of the Seattle Seahawks in the 2012 NFL Draft.

**CAREER HIGHLIGHTS:**

- × Has started 49-of-59 career regular-season games played, including each of the past 46 that he has appeared in.
- × Started all 10 postseason contests he appeared in with Seattle (2012-15), helping the team win consecutive NFC Championships (2013-14) and earn a victory in Super Bowl XLVIII.
- × In his three seasons as a starter (2013-15), Sweetz was part of an offensive line that helped block for the Seahawks' league-leading 150.7 rushing yards per game and 4.71 yards per rush over that span. The team had 48 games with at least 100 rushing yards in three seasons, the most in the NFL.
- × Made postseason debut starting in a win at Washington (1/6/13).
- × Started in his NFL debut, at Arizona (9/9/15).

**2016 HIGHLIGHTS:**

- × Placed on Reserve/PUP on August 30.

**COLLEGE/PERSONAL:**

- × Played in 35 games as a defensive lineman at North Carolina State (2007-11), with 20 starts, recording 86 tackles, 22 tackles for loss, 11.0 sacks, three passes defended, two forced fumbles and two fumble recoveries.
- × Voted a team captain in his senior season (2011)
- × Named honorable mention All-ACC following his junior campaign (2010).
- × Redshirted as a true freshman.
- × Majored in sport management.
- × Attended Mooresville High School (Mooresville, North Carolina).
- × A PrepStar all-region selection who played linebacker and totaled over 300 tackles and 20 tackles for loss in his final two seasons.
- × Won the Class 3A heavyweight wrestling championship for the state of North Carolina.
- × Born Justin Ross Sweetz on April 8, 1989 in Mooresville, North Carolina.

**COMMUNITY:**

- × Is passionate about raising awareness and support in the fight against Alzheimer's disease.

**SWEETZ'S CAREER STATISTICS**

**Games/Starts:** SEA: 2012: 13/3 (P:2/2); 2013: 15/15 (P:3/3); 2014: 16/16 (P:3/3); 2015: 15/15 (P:2/2)

**Career Totals:** 59/49 (P: 10/10)

**Miscellaneous Tackles:** 3 – 2 in 2014 (1 in Postseason), 1 in 2013

37

**KEITH TANDY****SAFETY****HT: 5-10 WT: 205****DOB: 2/12/89****NFL: 6TH YEAR****ACQ: D6, 2012****COLLEGE: WEST VIRGINIA****ACQUIRED BY BUCS:**

- × Selected by Tampa Bay in the sixth round (174th overall) of the 2012 NFL Draft.

**AWARDS & ACCOLADES:**

- × Castrol EDGE Clutch Performer of the Week (Week 14).

**CAREER HIGHLIGHTS:**

- × Has played in 70 career games, with 12 starts, registering 131 tackles, eight interceptions, one forced fumble, two fumble recoveries, one sack and 14 passes defended, as well as 20 special teams tackles and one special teams fumble recovery.
- × Against Carolina (1/1/17), posted first career multi-interception game.
- × Made NFL debut against Carolina (9/9/12).
- × Recorded first career start vs. Carolina (10/24/13).
- × Tallied first career interception at Seattle (11/3/13).
- × Registered career-high 11 tackles and first career sack in start at Carolina (1/3/16).

**2016 HIGHLIGHTS:**

- × Played in all 16 games, starting the final five, recording 52 tackles, four interceptions, nine passes defended, and one fumble recovery.
- × In starts over the last five weeks of the season, joined Donnie Edwards (2004) as the only players in NFL history to accumulate 45+ tackles and 4+ interceptions in December/January. Added seven passes defended and two tackles for loss in that span.
- × His four interceptions on the year, which all came in Buccaneers victories in the final five games, tied for 11th in the NFL.
- × Recorded two tackles playing in a reserve role in season-opening win at Atlanta (9/11). Led team with 23 special teams snaps.
- × Registered one tackle in reserve role at Arizona (9/18). Led team in special teams snaps with 23.
- × Posted one tackle in a reserve role vs. Los Angeles (9/25).
- × Tied for team lead with 22 special teams snaps vs. Denver (10/2).

- × Notched one tackle on defense and one on special teams in win at Carolina (10/10). Stuffed Carolina running back Cameron Artis-Payne on a third-and-1 run to force a punt.

- × Recorded a pass defended and a fumble recovery – the first of his career on special teams – in win at San Francisco (10/23).

- × Registered one tackle in a reserve role vs. Oakland (10/30).

- × Posted one tackle on defense and one on special teams vs. Atlanta (11/3).

- × Notched one pass defended on defense and one special teams tackle in win vs. Chicago (11/13).

- × Tied for team lead with two special teams tackles in win at Kansas City (11/20).

- × Recorded one special teams tackle and downed a punt inside the 10-yard line in 14-5 win vs. Seattle (11/27).

- × Making first start of season, sealed Buccaneers victory with an interception of Philip Rivers in the end zone with 3:04 to play in win at San Diego (12/4). Added five tackles.

- × With the Buccaneers leading 16-11 with 57 second to go and the Saints facing fourth-and-1 from their 45, intercepted Drew Brees to clinch a victory. Became the first player since 2014 to record an interception on opponents final possession in consecutive games. Also led team with nine tackles and three passes defended. One of those passes defended was a tipped ball that resulted in a Tampa Bay interception (12/11).

- × Started third consecutive game and registered a career-high 14 tackles.

- × Posted four tackles and one pass defended in start at New Orleans (12/24).

- × Led team with 12 tackles, including one for loss, and intercepted Cam Newton twice in Buccaneers' one-point win vs. Carolina (1/1).

**COLLEGE:**

- × A team captain that started in 40-of-45 career games (2008-11), including every game his sophomore, junior and senior seasons.

- x Recorded 188 tackles, 8.0 tackles for loss, 13 interceptions, 37 passes defended, one forced fumble and one fumble recovery.
- x Two-time first-team All-Big East selection.
- x Three-time Big East Academic All-Star.
- x As a senior, led the team and ranked third in the Big East with four interceptions.
- x Led the team and ranked second in the Big East in passes defended with 13.
- x Added 64 tackles and 2.0 tackles for loss.
- x As a junior, named second-team All-American by SI.com and third-team All-American by Rivals.com.
- x Tied for fifth nationally with 17 passes defended and 10th in the country with six interceptions, leading the Big East in both categories.
- x As a sophomore, tied for 10th in the Big East with three interceptions and 14th with seven passes defended.
- x Graduated in December 2011 with a bachelor's degree in forensic and investigative sciences.
- x Had his head shaved by children battling cancer for the Buccaneers Cut for a Cure in 2014, 2015 and 2016 to raise funds and awareness for the Pediatric Cancer Foundation.
- x In May 2015, visited Tampa Bay Buccaneers Field in Clearwater to present a \$10,000 PLAY 60 grant and lead children through football drills.
- x Has helped distribute sports equipment to children as part of Replay Tampa Bay, an annual sports equipment drive in conjunction with the Tampa Bay Sports Commission and Elder Ford of Tampa to support local youth.
- x In September 2013, helped host a Futbol Americano Celebration at Webb Middle School in celebration of the NFL's Hispanic Heritage Month through football drills, salsa dancing, and Hispanic cultural music.
- x In October 2013, helped host the Buccaneers' Halloween Celebration for youths from the Boys & Girls Clubs of Tampa.
- x Visited four Bay Area elementary schools in 2013 to deliver eyeglasses and speak on the importance of education as part of the Glazer Family Foundation Vision Program.

## PERSONAL:

- x Attended Christian County High School (Hopkinsville, Kentucky) where he played quarterback, throwing for 8,609 yards and 90 touchdowns, including a single-season school-record 32.
- x As a senior, also rushed for 1,007 yards and made four interceptions on defense.
- x Son of Joyce Jordan.
- x Born Keith Tandy on February 12, 1989 in Hopkinsville, Kentucky.
- x Helped the U.S. Marine Corps Reserve sort donated toys to support the Toys for Tots program in December 2012.
- x Greeted children, signed autographs and handed out Buccaneers teddy bears to pediatric patients at Tampa General Hospital in October 2012 and Florida Hospital Tampa in November 2012.
- x Visited Crestwood Elementary in September 2012 to read to students and promote the importance of literacy during Hispanic Heritage Month.

## COMMUNITY:

- x One of the most active members in the community, regularly donating his time and efforts to supporting causes throughout Tampa Bay.
- x Has helped dedicate Buccaneers Academy Fitness Zones at schools throughout the Tampa area, including Bevis Elementary, Davis Elementary, Mort Elementary, and Sheehy Elementary.
- x Is a team leader in promoting the PLAY 60 initiative at local schools, having visited many elementary and middle schools to encourage students to play outside for at least 60 minutes a day. In 2016, participated in
- x Is also a strong supporter of the military, having visited James A. Haley VA Hospital, MacDill Air Force Base, the USO Welcome Center at Tampa International Airport, and other military service organizations throughout the community.
- x As a member of the Buccaneers Rookie Club in 2012, visited youth at All Children's Hospital in St. Petersburg and sang holiday carols to residents at Westminster Palms retirement home, visited MacDill Air Force Base to thank civilian workers and active duty military for their service, helped host a lunch for service members at Coast Guard Air Station Clearwater and visited veterans recovering from injury and illness at Bay Pines VA Hospital, hosted an educational scavenger hunt for children from the Boys & Girls Clubs of Tampa Bay at Busch Gardens Tampa, and greeted patients at St. Joseph's Children's Hospital in May 2012.



## TANDY'S CAREER STATISTICS

YEAR	TEAM	GP	GS	TACKLES				SK	YDS	INTERCEPTIONS					FUMBLES			ST TACKLES		
				TOT	SOLO	ASST				NO	YDS	LG	TD	PD	FF	FR	YDS	T	S	A
2012	Tampa Bay	9	0	0	0	0	0.0	0.0	0.0	0	0	0	0	0	0	0	0	3	3	0
2013	Tampa Bay	16	5	37	29	8	0.0	0.0	0.0	3	42	20	0	3	1	1	0	2	1	1
2014	Tampa Bay	15	0	4	4	0	0.0	0.0	0.0	1	3	3	0	1	0	0	0	4	4	0
2015	Tampa Bay	14	2	38	24	14	0.0	0.0	0.0	0	0	0	0	1	0	0	0	4	4	0
2016	Tampa Bay	16	5	52	41	11	0.0	0.0	0.0	4	26	28	0	9	0	1	0	6	6	0
NFL Totals		70	12	131	98	33	0.0	0.0	0.0	8	71	28	0	14	1	2	0	19	18	1

## TANDY'S GAME-BY-GAME STATISTICS

## 2016

DATE	OPP	TACKLES				TFL	SK	YDS	QH	INTERCEPTIONS					FUMBLES			ST TACKLES		
		T	S	A						NO	YDS	LG	TD	PD	FF	FR	YDS	T	S	A
Sept. 11	@ATL	2	2	0	0	0.0	0.0	0	0	0	0	0	0	0	0	0	0	0	0	0
Sept. 18	@ARI	1	1	0	0	0.0	0.0	0	0	0	0	0	0	0	0	0	0	0	0	0
Sept. 25	LA	1	1	0	0	0.0	0.0	0	0	0	0	0	0	0	0	0	0	0	0	0
Oct. 2	DEN	0	0	0	0	0.0	0.0	0	0	0	0	0	0	0	0	0	0	0	0	0
Oct. 10	@CAR	1	1	0	0	0.0	0.0	0	0	0	0	0	0	0	0	0	0	1	1	0
Oct. 23	@SF	0	0	0	0	0.0	0.0	0	0	0	0	0	1	0	1	0	0	0	0	0
Oct. 30	OAK	1	1	0	0	0.0	0.0	0	0	0	0	0	0	0	0	0	0	0	0	0
Nov. 3	ATL	1	1	0	0	0.0	0.0	0	0	0	0	0	0	0	0	0	0	1	1	0
Nov. 13	CHI	0	0	0	0	0.0	0.0	0	0	0	0	0	1	0	1	0	1	1	1	0
Nov. 20	@KC	0	0	0	0	0.0	0.0	0	0	0	0	0	0	0	0	0	0	2	2	0
Nov. 27	SEA	0	0	0	0	0.0	0.0	0	0	0	0	0	0	0	0	0	0	1	1	0
Dec. 4	@SD	5	4	1	0	0.0	0.0	0	1	-2	-2	0	1	0	0	0	0	0	0	0
Dec. 11	NO	9	8	1	1	0.0	0.0	0	1	0	0	0	3	0	0	0	0	0	0	0
Dec. 18	@DAL	14	9	5	0	0.0	0.0	0	0	0	0	0	0	0	0	0	0	0	0	0
Dec. 24	@NO	5	3	2	0	0.0	0.0	0	0	0	0	0	1	0	0	0	0	0	0	0
Jan. 1	CAR	12	10	2	1	0.0	0.0	0	2	28	28	0	2	0	0	0	0	0	0	0
TOTALS		52	41	11	2	0.0	0.0	0	4	26	28	0	9	0	2	0	0	6	6	0

## 2015

DATE	OPP	TACKLES				TFL	SK	YDS	QH	INTERCEPTIONS					FUMBLES			ST TACKLES		
		T	S	A						NO	YDS	LG	TD	PD	FF	FR	YDS	T	S	A
Sept. 13	TEN	0	0	0	0	0.0	0.0	0	0	0	0	0	0	0	0	0	0	0	0	0
Sept. 20	@NO	1	0	1	0	0.0	0.0	0	0	0	0	0	0	0	0	0	0	0	0	0
Sept. 27	@HOU	1	0	1	0	0.0	0.0	0	0	0	0	0	0	0	0	0	0	1	1	0
Oct. 4	CAR	2	2	0	0	0.0	0.0	0	0	0	0	0	0	0	0	0	0	0	0	0
Oct. 11	JAC	0	0	0	0	0.0	0.0	0	0	0	0	0	0	0	0	0	0	1	1	0
Oct. 25	@WAS	Inactive									0	0	0	0	0	0	0	0	0	0
Nov. 1	@ATL	0	0	0	0	0.0	0.0	0	0	0	0	0	0	0	0	0	0	0	0	0
Nov. 8	NYG	8	7	1	1	0.0	0.0	0	0	0	0	0	0	0	0	0	0	0	0	0
Nov. 15	DAL	0	0	0	0	0.0	0.0	0	0	0	0	0	0	0	0	0	0	1	1	0
Nov. 22	@PHI	0	0	0	0	0.0	0.0	0	0	0	0	0	0	0	0	0	0	1	1	0
Nov. 29	@IND	Inactive									0	0	0	0	0	0	0	0	0	0
Dec. 6	ATL	2	2	0	1	0.0	0.0	0	0	0	0	0	0	0	0	0	0	0	0	0
Dec. 13	NO	2	2	0	0.0	0.0	0.0	0	0	0	0	0	1	0	0	0	0	0	0	0
Dec. 17	@STL	1	1	0	0	0.0	0.0	0	0	0	0	0	0	0	0	0	0	0	0	0
Dec. 27	CHI	10	7	3	1	0.0	0.0	0	0	0	0	0	0	0	0	0	0	0	0	0
Jan. 3	@CAR	11	3	8	1	1.0	10.0	1	0	0	0	0	0	0	0	0	0	0	0	0
TOTALS		38	24	14	4	1.0	10.0	1	0	0	0	0	0	1	0	0	0	4	4	0

## 2014

DATE	OPP	TACKLES							INTERCEPTIONS					FUMBLES			ST TACKLES		
		T	S	A	TFL	SK	YDS	QH	NO	YDS	LG	TD	PD	FF	FR	YDS	T	S	A
Sept. 7	CAR	0	0	0	0	0.0	0.0	0	0	0	0	0	0	0	0	0	0	0	0
Sept. 14	STL	0	0	0	0	0.0	0.0	0	0	0	0	0	0	0	0	0	0	0	0
Sept. 18	@ATL	0	0	0	0	0.0	0.0	0	0	0	0	0	0	0	0	0	0	0	0
Sept. 28	@PIT	0	0	0	0	0.0	0.0	0	0	0	0	0	0	0	0	0	0	0	0
Oct. 5	@NO	0	0	0	0	0.0	0.0	0	0	0	0	0	0	0	0	0	0	0	0
Oct. 12	BAL	1	1	0	0	0.0	0.0	0	0	0	0	0	0	0	0	0	0	0	0
Oct. 26	MIN								Inactive										
Nov. 2	@CLE	0	0	0	0	0.0	0.0	0	0	0	0	0	0	0	0	0	1	1	0
Nov. 9	ATL	0	0	0	0	0.0	0.0	0	0	0	0	0	0	0	0	0	1	1	0
Nov. 16	@WAS	0	0	0	0	0.0	0.0	0	0	0	0	0	0	0	0	0	1	1	0
Nov. 23	@CHI	0	0	0	0	0.0	0.0	0	0	0	0	0	0	0	0	0	0	0	0
Nov. 30	CIN	0	0	0	0	0.0	0.0	0	0	0	0	0	0	0	0	0	1	1	0
Dec. 7	@DET	0	0	0	0	0.0	0.0	0	0	0	0	0	0	0	0	0	0	0	0
Dec. 14	@CAR	0	0	0	0	0.0	0.0	0	0	0	0	0	0	0	0	0	0	0	0
Dec. 21	GB	1	1	0	0	0.0	0.0	0	0	0	0	0	0	0	0	0	0	0	0
Dec. 28	NO	2	2	0	0	0.0	0.0	0	1	3	3	0	1	0	0	0	0	0	0
TOTALS		4	4	0	0	0.0	0.0	0	1	3	3	0	1	0	0	0	4	4	0

## 2013

DATE	OPP	TACKLES							INTERCEPTIONS					FUMBLES			ST TACKLES		
		T	S	A	TFL	SK	YDS	QH	NO	YDS	LG	TD	PD	FF	FR	YDS	T	S	A
Sept. 8	@NYJ	0	0	0	0	0.0	0.0	0	0	0	0	0	0	0	0	0	0	0	0
Sept. 15	NO	1	0	1	0	0.0	0.0	0	0	0	0	0	0	0	0	0	0	0	0
Sept. 22	@NE	0	0	0	0	0.0	0.0	0	0	0	0	0	0	0	0	0	0	0	0
Sept. 29	ARI	1	1	0	0	0.0	0.0	0	0	0	0	0	0	0	0	0	0	0	0
Oct. 13	PHI	3	3	0	0	0.0	0.0	1	0	0	0	0	0	0	0	0	0	0	0
Oct. 20	@ATL	2	0	2	0	0.0	0.0	0	0	0	0	0	0	0	0	0	0	0	0
Oct. 24	CAR	4	4	0	0	0.0	0.0	0	0	0	0	0	0	0	0	0	0	0	0
Nov. 3	@SEA	5	2	3	0	0.0	0.0	0	1	6	0	0	1	0	0	0	0	0	0
Nov. 11	MIA	0	0	0	0	0.0	0.0	0	0	0	0	0	0	0	0	0	0	0	0
Nov. 17	ATL	2	2	0	0	0.0	0.0	0	0	0	0	0	0	0	0	0	0	0	0
Nov. 24	@DET	1	1	0	0	0.0	0.0	0	1	16	16	0	1	0	0	0	0	0	0
Dec. 1	@CAR	1	0	1	0	0.0	0.0	0	1	20	20	0	1	0	0	0	0	0	0
Dec. 8	BUF	0	0	0	0	0.0	0.0	0	0	0	0	0	0	0	0	0	1	0	1
Dec. 15	SF	4	4	0	0	0.0	0.0	0	0	0	0	0	0	1	0	0	1	1	0
Dec. 22	@STL	7	6	1	0	0.0	0.0	0	0	0	0	0	0	0	1	0	0	0	0
Dec. 29	@NO	6	6	0	0	0.0	0.0	0	0	0	0	0	0	0	0	0	0	0	0
TOTALS		37	29	8	0	0.0	0.0	1	3	42	20	0	3	1	1	0	2	1	1

## 2012

DATE	OPP	TACKLES							INTERCEPTIONS					FUMBLES			ST TACKLES		
		T	S	A	TFL	SK	YDS	QH	NO	YDS	LG	TD	PD	FF	FR	YDS	T	S	A
Sept. 9	CAR	0	0	0	0	0.0	0.0	0	0	0	0	0	0	0	0	0	1	1	0
Sept. 16	@NYG	0	0	0	0	0.0	0.0	0	0	0	0	0	0	0	0	0	0	0	0
Sept. 23	@DAL								Inactive										
Sept. 30	WAS								Inactive										
Oct. 14	KC								Inactive										
Oct. 21	NO								Inactive										
Oct. 25	@MIN								Inactive										
Nov. 4	@OAK								Inactive										
Nov. 11	SD	0	0	0	0	0.0	0.0	0	0	0	0	0	0	0	0	0	0	0	0
Nov. 18	@CAR								Inactive										
Nov. 25	ATL	0	0	0	0	0.0	0.0	0	0	0	0	0	0	0	0	0	1	1	0
Dec. 2	@DEN	0	0	0	0	0.0	0.0	0	0	0	0	0	0	0	0	0	0	0	0
Dec. 9	PHI	0	0	0	0	0.0	0.0	0	0	0	0	0	0	0	0	0	1	1	0
Dec. 16	@NO	0	0	0	0	0.0	0.0	0	0	0	0	0	0	0	0	0	0	0	0
Dec. 23	STL	0	0	0	0	0.0	0.0	0	0	0	0	0	0	0	0	0	0	0	0
Dec. 30	@ATL	0	0	0	0	0.0	0.0	0	0	0	0	0	0	0	0	0	0	0	0
TOTALS		0	0	0	0	0.0	0.0	0.0	0	0	0	0	0	0	0	0	3	3	0

97

**STEVIE TU'IKOLOVATU****DEFENSIVE TACKLE****HT: 6-1 WT: 320****DOB: 6/28/1991****NFL: ROOKIE****ACQ: 7-2017****COLLEGE: USC****ACQUIRED BY BUCS:**

- × Selected in the seventh round (223rd overall) of the 2017 NFL Draft by the Buccaneers.

**COLLEGE:**

- × Spent the 2016 season at USC, starting 12-of-13 games, recording 53 tackles, two for loss, one pass defended and a half sack.
- × Earned second-team All-Pac-12 honors from the league's coaches and Phil Steele.
- × Named the Rose Bowl Defensive Player of the Game and earned a spot on the first-team ESPN Pac-12 All-Bowl team after leading USC with 8 tackles in a win over Penn State.
- × Prior to his time at USC, played two seasons at Utah (2014-15), playing in 25 games, with two starts, totaling 36 tackles, seven for loss, four fumble recoveries and two passes defended.
- × As a junior (2015), led the Pac-12 and tied for second in the NCAA with four fumble recoveries, including a 37-yard touchdown return.
- × Played in 12 games as a sophomore (2014), registering eight tackles, with one for loss.

- × Missed the 2013 season due to injury.
- × Spent the 2010-12 seasons on a Mormon mission after redshirting in 2009 at Utah.
- × Earned his bachelor's degree in sociology from Utah.

**PERSONAL:**

- × Attended East High School (Salt Lake City, Utah).
- × His uncle is former New York Jets defensive lineman Sione Pouha.
- × Married to Kalo Tu'ikolovatu.
- × Born Stevie Tu'ikolovatu on June 28, 1991.

**COMMUNITY:**

- × In June 2017, toured MacDill Air Force Base to greet military servicemen and servicewomen and learn about the important role that the base plays in the Tampa community and beyond.
- × In June 2017, went go-karting with first-year members from Tampa Fire Rescue.

71

**CHANNING WARD****DEFENSIVE TACKLE****HT: 6-4 WT: 279****DOB: 9/17/92****NFL: 2ND YEAR****ACQ: FA, 2016****COLLEGE: OLE MISS****ACQUIRED BY BUCS:**

- × Signed by Tampa Bay as a college free agent on May 2, 2016.

**2016 HIGHLIGHTS:**

- × Inactive in Weeks 1, 2, 8, 9 & 17.
- × Spent weeks 10-16 on the practice squad.
- × Made NFL debut vs. Los Angeles (9/25).
- × Registered first career tackles (3) vs. Denver (10/2).
- × Made first career start at defensive tackle and recorded two stops in win at Carolina (10/10).
- × Played in a reserve role in win at San Francisco (10/23).
- × Played in a reserve role vs. Atlanta (11/3).

**COLLEGE:**

- × Appeared in 52 games at Ole Miss (2012-15), recording 110 tackles, 13 tackles for loss, 6.5 sacks, six forced fumbles and three passes defended.
- × Started 4-of-13 games played as a senior (2015), totaling 35 tackles, 6.5 tackles for loss, 3.0 sacks, three passes defended and one forced fumble.
- × As a junior (2014), posted 30 tackles, 3.0 tackles for loss, three forced fumbles and 2.5 sacks in 13 games played.
- × His three forced fumbles tied for the second most in the Southeastern Conference (SEC).
- × Played in 13 games as a sophomore (2013), recording 24 tackles, 2.0 tackles for loss, 1.0 sack and finished the season tied for seventh in the SEC with two forced fumbles.

- × Played in all 13 games as a freshman (2012), tallying 21 tackles and 1.5 tackles for loss.
- × Majored in criminal justice.

**PERSONAL:**

- × Attended Aberdeen High School (Aberdeen, Mississippi).
- × An Under Armour All-America selection and two-time first-team All-State honoree.
- × Rated as the No. 5 defensive end in the nation by ESPN.com and the No. 4 defensive end by Rivals.com.
- × Named the Defensive Player of the Year by the Mississippi Association of Coaches as a junior.
- × Son of Cora Ward and Bob Evans.
- × Born Channing Jevante Ward on September 17, 1992 in Aberdeen, Mississippi.

**COMMUNITY:**

- × In December 2016, visited patients battling illness at All Children's Hospital in St. Petersburg to raise their spirits during the holidays.
- × Along with the defensive line, purchased toys and hosted a surprise shopping spree for underprivileged families in the "D-Line Delivers Christmas" event.
- × In December 2016, congratulated Pizzo Elementary students and teachers for winning the Florida Dairy Council Defend Your Turf Challenge, hosting Play 60 drills and sharing the importance of a healthy diet.
- × In September 2016, visited Moffitt Cancer Center in Tampa to visit with families battling cancer and run Play 60 drills for the children of patients and staff.
- × In June 2016, hosted a Play 60 event for children from the Jackson Heights NFL Y.E.T. Center.

**WARD'S CAREER STATISTICS**

YEAR	TEAM	GP	GS	TACKLES				YDS	INTERCEPTIONS					FUMBLES			ST TACKLES		
				TOT	SOLO	ASST	SK		NO	YDS	LG	TD	PD	FF	FR	YDS	T	S	A
2016	Tampa Bay	5	1	5	1	4	0.0	0.0	0	0	0	0	0	0	0	0	0	0	
NFL Totals		5	1	5	1	4	0.0	0.0	0	0	0	0	0	0	0	0	0	0	

66

**LEONARD WESTER****TACKLE****HT: 6-6 WT: 305****DOB: 1/3/93****NFL: 2ND YEAR****ACQ: FA, 2016****COLLEGE: MISSOURI WESTERN****ACQUIRED BY BUCS:**

- × Signed by Tampa Bay as a college free agent on May 2, 2016.

**2016 HIGHLIGHTS:**

- × Inactive in Games 1-4 & 6-12 & 17.
- × Active, but did not play in Week 5 at Carolina.
- × Made NFL debut in a win against New Orleans (12/11), seeing 13 snaps as an extra offensive lineman, helping the offensive line block for 104 rushing yards
- × On Sunday Night Football at Dallas (12/18), saw nine snaps on offense.
- × Spent time on offense and special teams at New Orleans (12/24).

**COLLEGE:**

- × Started 30-of-40 games played at Missouri Western (2012-15).
- × Was a four-time Mid-American Intercollegiate Athletic Association (MIAA) Academic Honor Roll selection, two-time MIAA Scholar Athlete award recipient and two-time honorable-mention All-MIAA.
- × Started all 11 games as a senior (2015), helping block for an offence that led the MIAA in scoring (41.5 points per game).
- × As a junior (2014), started all 11 games at left tackle for the Griffons.
- × As a sophomore (2013), started all eight games played, helping block for an offense that averaged 220.6 rushing yards per game and 5.1 yards per carry.
- × Appeared in 10 games his freshman season (2012).

**PERSONAL:**

- × Attended Mt. Pleasant Community High School (Mt. Pleasant, Iowa).
- × Named first-team all-district in 2010 and honorable mention all-district in 2009.
- × Son of Herb Wester.
- × Born Leonard Wester on January 3, 1993 in Mt. Union, Iowa.

**COMMUNITY:**

- × In December 2016, visited patients battling illness at All Children's Hospital in St. Petersburg to raise their spirits during the holidays.
- × In December 2016, congratulated Pizzo Elementary students and teachers for winning the Florida Dairy Council Defend Your Turf Challenge, hosting Play 60 drills and sharing the importance of a healthy diet.
- × Helped sponsor the 2016 "Turkey Time with the O-Line," a Thanksgiving program carried out by the offensive line which has provided thousands of meals for local families in need.
- × In September 2016, visited Moffitt Cancer Center in Tampa to visit with families battling cancer and run Play 60 drills for the children of patients and staff.
- × In June 2016, hosted a Play 60 event for children from the Jackson Heights NFL Y.E.T. Center.
- × In June 2016, toured MacDill Air Force Base to greet military servicemen and servicewomen and learn about the important role that the base plays in the Tampa community and beyond.
- × In May 2016, went bowling with rookie or first-year firefighters and paramedics from the City of Tampa.

**WESTER'S CAREER STATISTICS**

Games/Starts: TB: 2016: 3/0  
Career Totals: 3/0

27

**J.J. WILCOX****SAFETY****HT: 6-0 WT: 212****DOB: 2/14/91****NFL: 5TH YEAR****ACQ: UFA (DAL), 2017****COLLEGE: GEORGIA SOUTHERN****ACQUIRED BY BUCS:**

- × Signed by Tampa Bay on March 11, 2017 as an unrestricted free agent from Dallas Cowboys.

**ORIGINALLY ENTERED NFL:**

- × Originally entered the NFL as a third-round pick (80th overall) of the Dallas Cowboys in the 2013 NFL Draft.

**CAREER HIGHLIGHTS:**

- × Has played in 58 regular season games, with 38 starts, totaling 196 tackles, 15 passes defended, five interceptions (returned 78 yards), three fumble recoveries (returned 11 yards) and two forced fumbles. Also has 18 career special teams tackles.
- × Started 2-of-3 career postseason contests, recording nine tackles.
- × Notched first career forced fumble at Philadelphia (12/14/14)
- × Recorded a career-high 10 tackles against Philadelphia (11/27/14).
- × Registered his first career interception against Washington (10/27/14).
- × Tallied first career fumble recovery against New Orleans (9/28/14).
- × Made first career start against St. Louis (9/22/13).
- × Made NFL debut against N.Y. Giants (9/8/13).

**2016 HIGHLIGHTS:**

- × Spent the season with the Dallas Cowboys.
- × Played in 13 regular season games, with four starts, recording 45 tackles, six passes defended, one forced fumble and one interception, returned eight yards, to go along with four special teams tackles.

- × With Dallas holding a 27-23 lead, Wilcox broke up the final pass attempt of the game from Washington QB Kirk Cousins in the teams' Week 2 matchup (9/18).
- × Against Chicago (9/25), forced a fumble to help set up a Dallas field goal attempt.
- × Registered a career-high three special teams tackles in a win over Cincinnati (10/9).
- × Recorded a season-high nine tackles at Pittsburgh (11/13), adding in a pass defended.
- × Notched first interception of the season against Detroit (12/26), picking off QB Matt Stafford and helping set up a Cowboys touchdown.
- × Played 22 snaps on defense in the NFC Divisional Round game against Green Bay (1/15/17), recording two tackles.

**COLLEGE/PERSONAL:**

- × Started 13-of-14 games at safety as a senior (2012), after spending his first three seasons playing on the offensive side of the ball. Totaled 88 tackles, three passes defended, two interceptions and a blocked punt, while also returning 31 kickoffs for 780 yards and a touchdown.
- × Earned second-team FCS All-America honors from The NFL Draft Report and College Sports Journal, while also being named first-team All-Southern Conference.
- × Majored in management.
- × Attended Cairo High School (Cairo, Georgia).
- × Earned first-team all-region and all-area honors as a senior, helping lead the school to a 2008 state championship.
- × Born James Edward Wilcox on February 14, 1991 in Cairo, Georgia.

## WILCOX'S CAREER STATISTICS

YEAR	TEAM	TACKLES							INTERCEPTIONS					FUMBLES			ST TACKLES		
		GP	GS	TOT	SOLO	ASST	SK	YDS	NO	YDS	LG	TD	PD	FF	FR	YDS	T	S	A
2013	Dallas	13	5	33	18	15	0.0	0.0	0	0	0	0	1	0	0	0	5	4	1
2014	Dallas	16	16	70	58	12	0.0	0.0	3	46	46	0	5	1	2	11	4	4	0
2015	Dallas	16	13	48	32	16	0.0	0.0	1	24	24	0	3	0	1	0	5	5	0
2016	Dallas	13	4	45	33	12	0.0	0.0	1	8	8	0	6	1	0	0	4	4	0
NFL Totals		58	38	196	141	55	0.0	0.0	5	78	46	0	15	2	3	11	18	17	1
PLAYOFFS																			
YEAR	TEAM	TACKLES							INTERCEPTIONS					FUMBLES			ST TACKLES		
		GP	GS	TOT	SOLO	ASST	SK	YDS	NO	YDS	LG	TD	PD	FF	FR	YDS	T	S	A
2014	Dallas	2	2	7	7	0	0.0	0.0	0	0	0	0	0	0	0	0	0	0	0
2016	Dallas	1	0	2	2	0	0.0	0.0	0	0	0	0	5	0	0	0	0	0	0
Postseason		3	2	9	9	0	0.0	0.0	0	0	0	0	5	0	0	0	0	0	0

## SINGLE-GAME HIGHS

**Tackles:** 10, vs. Philadelphia, 11/27/14 (w/Dallas)  
**Interceptions:** 1, five times, last vs. Detroit, 12/26/16 (w/Dallas)  
**Passes Defended:** 2, vs. Detroit, 12/26/16 (w/Dallas)  
**Forced Fumbles:** 1, twice, last vs. Chicago, 9/25/16 (w/Dallas)  
**Fumble Recoveries:** 1, three times, last vs. Seattle, 11/1/15 (w/Dallas)

## WILCOX'S GAME-BY-GAME STATISTICS

## 2016 (W/DALLAS)

DATE	OPP	TACKLES							INTERCEPTIONS					FUMBLES			ST TACKLES		
		T	S	A	TFL	SK	YDS	QH	NO	YDS	LG	TD	PD	FF	FR	YDS	T	S	A
Sept. 11	NYG	3	3	0	0	0.0	0.0	0	0	0	0	0	0	0	0	0	0	0	0
Sept. 18	@WAS	1	0	1	0	0.0	0.0	0	0	0	0	0	1	0	0	0	0	0	0
Sept. 25	CHI	3	3	0	0	0.0	0.0	0	0	0	0	0	0	1	0	0	0	0	0
Oct. 2	@SF	1	0	1	0	0.0	0.0	0	0	0	0	1	0	0	0	0	0	0	0
Oct. 9	CIN	3	3	0	0	0.0	0.0	0	0	0	0	0	0	0	0	0	3	3	0
Oct. 16	@GB	4	4	0	0	0.0	0.0	0	0	0	0	0	0	0	0	0	0	0	0
Oct. 30	PHI	2	2	0	0	0.0	0.0	0	0	0	0	0	0	0	0	0	0	0	0
Nov. 6	@CLE	2	0	2	0	0.0	0.0	0	0	0	0	0	0	0	0	0	1	1	0
Nov. 13	@PIT	9	5	4	0	0.0	0.0	0	0	0	0	0	1	0	0	0	0	0	0
Nov. 20	BAL	7	5	2	0	0.0	0.0	0	0	0	0	0	0	0	0	0	0	0	0
Nov. 24	WAS	4	4	0	0	0.0	0.0	0	0	0	0	0	1	0	0	0	0	0	0
Dec. 1	@MIN								Inactive										
Dec. 11	@NYG								Inactive										
Dec. 18	TB								Inactive										
Dec. 26	DET	3	2	1	0	0.0	0.0	0	1	8	8	0	2	0	0	0	0	0	0
Jan. 1	@PHI	3	2	1	0	0.0	0.0	0	0	0	0	0	0	0	0	0	0	0	0
TOTALS		45	33	12	0	0.0	0.0	0	1	8	8	0	6	1	0	0	4	4	0
PLAYOFFS																			
Jan. 10	SEA	2	2	0	0	0.0	0.0	0	0	0	0	0	0	0	0	0	0	0	0
TOTALS		2	2	0	0	0.0	0.0	0	0	0	0	0	0	0	0	0	0	0	0

## 2015 (W/DALLAS)

DATE	OPP	TACKLES							INTERCEPTIONS					FUMBLES			ST TACKLES		
		T	S	A	TFL	SK	YDS	QH	NO	YDS	LG	TD	PD	FF	FR	YDS	T	S	A
Sept. 13	NYG	3	2	1	0	0.0	0.0	0	0	0	0	0	1	0	0	0	0	0	0
Sept. 20	@PHI	1	1	0	0	0.0	0.0	0	1	24	24	0	1	0	0	0	0	0	0
Sept. 27	ATL	3	3	0	0	0.0	0.0	0	0	0	0	0	1	0	0	0	0	0	0
Oct. 4	@NO	2	1	1	0	0.0	0.0	0	0	0	0	0	0	0	0	0	0	0	0
Oct. 11	NE	5	5	0	0	0.0	0.0	0	0	0	0	0	0	0	0	0	0	0	0
Oct. 25	@NYG	1	0	1	0	0.0	0.0	0	0	0	0	0	0	0	0	0	0	0	0
Nov. 1	SEA	2	0	2	0	0.0	0.0	0	0	0	0	0	0	0	1	0	0	0	0
Nov. 8	PHI	7	5	2	0	0.0	0.0	0	0	0	0	0	0	0	0	0	0	0	0
Nov. 15	@TB	1	1	0	0	0.0	0.0	0	0	0	0	0	0	0	0	0	0	0	0
Nov. 22	@MIA	1	0	1	0	0.0	0.0	0	0	0	0	0	0	0	0	0	1	0	0
Nov. 26	CAR	5	4	1	0	0.0	0.0	0	0	0	0	0	0	0	0	0	1	0	0
Dec. 7	@WAS	2	1	1	0	0.0	0.0	1	0	0	0	0	0	0	0	0	0	0	0
Dec. 13	@GB	7	4	3	0	0.0	0.0	0	0	0	0	0	0	0	0	0	2	0	0
Dec. 19	NYJ	2	1	1	0	0.0	0.0	0	0	0	0	0	0	0	0	0	0	0	0
Dec. 27	@BUF	4	2	2	0	0.0	0.0	0	0	0	0	0	0	0	0	0	1	0	0
Jan. 3	WAS	2	2	0	1	0.0	0.0	0	0	0	0	0	0	0	0	0	0	0	0
TOTALS		48	32	16	1	0.0	0.0	1	1	24	24	0	3	0	1	0	5	0	0

## 2014 (W/DALLAS)

DATE	OPP	TACKLES							INTERCEPTIONS					FUMBLES			ST TACKLES		
		T	S	A	TFL	SK	YDS	QH	NO	YDS	LG	TD	PD	FF	FR	YDS	T	S	A
Sept. 7	SF	3	2	1	0	0.0	0.0	0	0	0	0	0	0	0	0	0	0	0	0
Sept. 14	@TEN	6	6	0	0	0.0	0.0	0	0	0	0	0	1	0	0	0	0	0	0
Sept. 21	@STL	4	4	0	0	0.0	0.0	0	0	0	0	0	0	0	0	0	0	0	0
Sept. 28	NO	5	4	1	0	0.0	0.0	0	0	0	0	0	0	0	1	11	0	0	0
Oct. 5	HOU	5	4	1	0	0.0	0.0	1	0	0	0	0	0	0	0	0	0	0	0
Oct. 12	@SEA	2	2	0	0	0.0	0.0	0	0	0	0	0	0	0	0	0	0	0	0
Oct. 19	NYG	1	1	0	0	0.0	0.0	0	0	0	0	0	0	0	0	0	1	1	0
Oct. 27	WAS	7	7	0	0	0.0	0.0	0	1	0	0	0	1	0	0	0	0	0	0
Nov. 23	ARI	6	6	0	0	0.0	0.0	0	0	0	0	0	0	0	0	0	0	0	0
Nov. 9	@JAX	3	3	0	0	0.0	0.0	0	0	0	0	0	1	0	0	0	0	0	0
Nov. 23	@NYG	8	4	4	0	0.0	0.0	0	0	0	0	0	0	0	0	0	0	0	0
Nov. 27	PHI	10	6	4	0	0.0	0.0	0	0	0	0	0	0	0	0	0	0	0	0
Dec. 4	@CHI	2	2	0	0	0.0	0.0	0	0	0	0	0	0	0	0	0	0	0	0
Dec. 14	@PHI	4	4	0	0	0.0	0.0	0	1	0	0	0	1	0	0	0	0	0	0
Dec. 21	IND	0	0	0	0	0.0	0.0	0	1	46	46	0	1	1	0	0	1	1	0
Dec. 28	@WAS	4	3	1	0	0.0	0.0	0	0	0	0	0	0	0	1	0	2	2	0
TOTALS		70	58	12	0	0.0	0.0	1	3	46	46	0	5	1	2	11	4	4	0
PLAYOFFS																			
Jan. 4	DET	7	7	0	0	0.0	0.0	0	0	0	0	0	0	0	0	0	0	0	0
Jan. 11	@GB	0	0	0	0	0.0	0.0	0	0	0	0	0	0	0	0	0	0	0	0
TOTALS		7	7	0	0	0.0	0.0	0	0	0	0	0	0	0	0	0	0	0	0

## 2013 (W/DALLAS)

DATE	OPP	TACKLES							INTERCEPTIONS					FUMBLES			ST TACKLES		
		T	S	A	TFL	SK	YDS	QH	NO	YDS	LG	TD	PD	FF	FR	YDS	T	S	A
Sept. 8	NYG	0	0	0	0	0.0	0.0	0	0	0	0	0	0	0	0	0	1	0	1
Sept. 15	@KC	0	0	0	0	0.0	0.0	0	0	0	0	0	0	0	0	0	1	1	0
Sept. 22	STL	3	1	2	0	0.0	0.0	0	0	0	0	0	0	0	0	0	0	0	0
Sept. 29	@SD	2	1	1	0	0.0	0.0	0	0	0	0	0	0	0	0	0	0	0	0
Oct. 6	DEN	8	4	4	0	0.0	0.0	0	0	0	0	0	0	0	0	0	0	0	0
Oct. 13	WAS	4	1	3	0	0.0	0.0	0	0	0	0	0	0	0	0	0	1	1	0
Oct. 20	@PHI	5	3	2	0	0.0	0.0	0	0	0	0	0	1	0	0	0	0	0	0
Oct. 27	@DET								Inactive										
Nov. 3	MIN								Inactive										
Nov. 10	@NO								Inactive										
Nov. 24	@NYG	3	2	1	0	0.0	0.0	0	0	0	0	0	0	0	0	0	1	1	0
Nov. 28	OAK	0	0	0	0	0.0	0.0	0	0	0	0	0	0	0	0	0	1	1	0
Dec. 9	@CHI	1	1	0	0	0.0	0.0	0	0	0	0	0	0	0	0	0	0	0	0
Dec. 15	GB	2	1	1	0	0.0	0.0	0	0	0	0	0	0	0	0	0	0	0	0
Dec. 22	@WAS	3	2	1	0	0.0	0.0	0	0	0	0	0	0	0	0	0	0	0	0
Dec. 29	PHI	2	2	0	0	0.0	0.0	0	0	0	0	0	0	0	0	0	0	0	0
TOTALS		33	18	15	0	0.0	0.0	0	0	0	0	0	1	0	0	0	5	4	1



3

**JAMEIS WINSTON****QUARTERBACK****HT: 6-4 WT: 231****DOB: 1/6/94****NFL: 3RD YEAR****ACQ: D1-'15****COLLEGE: FLORIDA STATE****ACQUIRED BY BUCS:**

- x Selected in the first round (first overall) of the 2015 NFL Draft by the Buccaneers.

**AWARDS AND ACCOLADES:**

- x 2015 Pro Bowl Selection
- x 2015 Pepsi Rookie of the Year
- x NFC Offensive Player of the Week (Week 1, 2016)
- x NFL Offensive Rookie of the Month (November 2015)
- x 3x Pepsi Rookie of the Week (Weeks 2, 5 & 11).
- x FedEx Air Player of the Week (Week 11, 2015; Week 1, 2016)
- x Castrol EDGE Clutch Performer of the Week (Week 13, 2016).

**CAREER HIGHLIGHTS:**

- x Has started all 32 games he has played in, completing 657-of-1,1102 passes (59.6 pct.) for 8,132 yards, with 50 touchdowns and 33 interceptions, for a passer rating of 85.2. Has also rushed 107 times for 378 yards and seven touchdowns.
- x His 50 career touchdown passes are the seventh-most in team history and are the fifth-most ever by a quarterback in their first two seasons.
- x His 8,132 career passing yards are the seventh-most in franchise history and are the second-most ever by a quarterback in their first two seasons.
- x Has six career game-winning drives (three in 2015, three in 2016).
- x His seven career rushing touchdowns are the second-most by a quarterback in team history and are tied for the fourth-most in the NFL by quarterbacks since 2015.
- x Has thrown for at least 175 yards in all 32 games played, the longest streak in team history.
- x His six rushing touchdowns mark the most ever in a single season by a Buccaneers quarterback and are tied for second-most in a quarterback's career in team history.

- x In Week 17 of 2015, surpassed Peyton Manning for the third-most passing yards by a rookie in NFL history and, with his totals from the game, became only the third rookie in NFL history to reach 4,000 passing yards.
- x With 22 passing touchdowns in 2015, set record for most passing touchdowns by a Buccaneers rookie in team history and tied for fourth-most in a single season in team history among all quarterbacks.
- x Has thrown for at least 175 yards in all 28 games played, the longest streak in team history.
- x With 4,042 passing yards in 2015, holds the third-highest mark by a rookie quarterback since the 1970 merger, while his 22 touchdown passes are also fourth-most by a rookie quarterback since the merger.
- x His 4,042 yards in 2015 marked the second-most passing yards in a single season in team history and make him only the second Buccaneers player to ever reach the 4,000-yard mark in a single season.
- x Started his NFL and Buccaneers debut vs. Tennessee (9/13/15) and proceeded to start every game in his rookie season.

**2016 HIGHLIGHTS:**

- x Finished the year ranked tied for seventh in the NFL with 28 touchdown passes and 12th in passing yards, with 4,090.
- x His 28 touchdown passes and 4,090 passing yards are each the most in a single season in team history
- x On the season, started all 16 games, completing 345-of-567 passes for 4,090 yards, with 28 touchdowns and 18 interceptions, for a passer rating of 86.1.
- x Started at Atlanta (9/11), completing 23-of-32 passes (71.9 pct.) for 281 yards, with four touchdowns and one interception, for a 125.1 passer rating. He earned NFC Offensive Player of the Week honors for his performance.
- x Winston now has two games with at least four touchdown passes, tied for the second-most in

franchise history, trailing only Brad Johnson (four such games).

- x Winston's 125.1 passer rating is the third-highest of his career and the third-highest passer rating in a season opener in team history.
- x At Arizona (9/18), went 27-of-52 (51.0 pct.) for 243 yards, with one touchdown and four interceptions.
- x Against Los Angeles (9/25), completed 36-of-58 pass attempts (62.1 pct.) for 405 yards and three touchdowns, with a passer rating of 93.0. He set career-highs in passing yards, pass attempts and pass completions.
- x Winston's 405 passing yards against Los Angeles are the fifth-most in a single game in team history, while his 58 attempts are the third-most in a game and the 36 completions are tied for the fourth-most.
- x Rushed for a seven-yard touchdown against Denver (10/2), the seventh rushing score of his career, the second-most by a quarterback in team history.
- x At Carolina (10/10), in his first career Monday Night Football game, completed 18-of-30 passes for 219 yards and one touchdown for a passer rating of 93.6.
- x Recorded his first game-winning drive of the season at Carolina, leading an 11-play, 66-yard drive that ended with a 38-yard game-winning field goal from Roberto Aguayo, giving Tampa Bay a 17-14 primetime victory.
- x At San Francisco (10/23), Winston went 21-of-30 for 269 yards with three touchdowns and one interception, for a passer rating of 117.2, his sixth career game with a passer rating of at least 100.
- x Threw two touchdown passes with no interceptions against Oakland (10/30).
- x On Thursday Night Football against Atlanta (11/3), completed 23-of-37 passes (62.2 pct.) for 261 yards and three touchdowns, with no interceptions, for a passer rating of 110.3. It marked his seventh career game with a passer rating of 100 or more.
- x Against Chicago (11/13), completed 23-of-33 passes (69.7 pct.) for 2,349 yards, with two touchdowns, for a 107.1 passer rating.
- x Winston's first touchdown pass against Chicago brought his career total to 40. At 22 years and 312 days old, he is the youngest player in NFL history to throw for 40 touchdowns.
- x Completed 24-of-39 passes (61.5 pct.) for 331 yards and one touchdown for a passer rating of 97.3 in a win at Kansas City (11/20).
- x Winston's consecutive games with 300 or more passing yards are the first time in career. He is the first Buccaneers quarterback to do so since 2012 (Josh Freeman, 10/14/12 vs. KC-10/21/12 vs. NO).
- x In a win vs. Seattle (11/27), completed 21-of-28 passes (career-high 75.0 pct.) for 220 yards with two touchdowns and one interception, for a passer rating of 106.2.

- x Helped lead the team to its fifth road victory of the season at San Diego (12/4), completing 20-of-30 passes (66.7 pct.) for 280 yards with one touchdown and one interception, for a 93.8 passer rating.
- x Credited with his fifth career game-winning drive in the win over San Diego, helping lead the team to 11 fourth-quarter points, overcoming a 21-17 deficit entering the final period.
- x Winston recorded a passer rating over 90 in five consecutive games (Weeks 9-13), the longest streak by a Buccaneers player since 2012 (Josh Freeman, five games, 10/14/12 vs. KC-11/11/12 vs. SD).
- x Winston threw for at least one touchdown in eight straight games (Weeks 5-13), the longest streak of his career.
- x In a win over New Orleans (12/11), completed 16-of-26 passes (61.5 pct.) for 184 yards and a passer rating of 82.9.
- x Threw for 247 yards and two touchdowns on Sunday Night Football at Dallas (12/18).
- x At New Orleans (12/24), threw for 277 yards and two touchdowns.
- x Led a game-winning drive against Carolina (1/1/17), driving the team 74 yards, connecting with WR Mike Evans with 3:13 left in the fourth quarter. Finished the game going 20-of-35 for 202 yards, with one touchdown and one interception.

## 2015 HIGHLIGHTS:

- x Started all 16 games, finishing the season with an 84.2 QBR, going 312-of-535 for 4,042 yards with 22 touchdowns and 15 interceptions. Also rushed 54 times for 213 yards and six touchdowns.
- x Made NFL and Buccaneers debut vs. Tennessee (9/13).
- x Finished the day against Tennessee (9/13) completing 16-of-33 passes for 210 yards, two touchdowns and two interceptions.
- x Connected with tight end Austin-Seferian Jenkins on both touchdown passes, his first-career scoring toss being for five yards and the second for 41 yards.
- x At New Orleans (9/20), finished the game going 14-of-21 for 207 yards and one touchdown, for a 114.6 passer rating — the fifth-highest regular-season mark by a rookie in team history.
- x Rushed for a touchdown at New Orleans (9/20), the first of his pro career in the regular season.
- x At Houston, finished going 17-of-36 for 261 yards for one touchdown and one interception.
- x Against Carolina (10/4), finished with then-career high in attempts (43), completions (26) and passing yards (287), while tying his then-career high in passing touchdowns (2).
- x Against Jacksonville (10/11), completed 13 of 19 passes for 209 yards with one touchdown and no

interceptions, earning a 122.5 passer rating, the fourth-highest single-game mark by a rookie in team history.

- x At Washington (10/25), finished the game going 21-of-29 for 297 yards and two touchdowns, including a 40-yard scoring pass to WR Mike Evans on the third offensive play of the game.
- x Set then-career highs for single-game passing yards (279), completion percentage (72.4) and passer rating (128.1) at Washington, while his passing yards tied for fourth-most ever by a Buccaneers rookie and his passer rating set the third-best mark by a rookie in team history.
- x At Atlanta (11/1), finished the day going 16-of-29 for 177 yards with one touchdown, as well as rushing three times for 24 yards and one touchdown, including a career-long 21-yard scramble in third quarter that set up his four-yard rushing touchdown three plays later.
- x Led first career game-winning drive at Atlanta (11/1), beating the Falcons in overtime after leading the team on a 15-play, 68-yard drive that ended with a 31-yard field goal for the 23-20 lead, becoming only the third rookie quarterback in team history to lead the team to an overtime victory (also: Josh Freeman, at New Orleans, 12/27/09; Steve Young, vs. Detroit, 11/24/85).
- x With second career rushing touchdown at Atlanta (11/1), leads Buccaneers rookie quarterbacks for the most rushing touchdowns in franchise history.
- x Against New York Giants (11/8), went 19-of-36 for 247 yards while throwing no interceptions and recording three rushes for 24 yards, including a 10-yard scramble into the end zone for his third rushing touchdown of the season.
- x Against Dallas (11/15), completed 22-of-39 passes for 264 yards with two interceptions, as well as recording three rushes for three yards, including a one-yard rushing touchdown in the fourth quarter to win the game.
- x His game-winning drive against Dallas (11/15) marked his first career fourth-quarter comeback and the team's first this season.
- x Ended the day at Philadelphia (11/22) going 19-of-29 for 246 yards with five touchdowns and no interceptions, including four touchdown passes in the first half, marking the most in a first half in team history and tied for the most in a first half in the NFL this season.
- x His five passing touchdowns at Philadelphia (11/22) are tied for the most in a single game by a rookie since the 1970 NFL merger and also tie the franchise single-game record.
- x His performance at Philadelphia (11/22) aided the Buccaneers in recording 521 yards of total offense (283 rushing, 238 passing), the second-most in team

history, and his five touchdown passes contributed to Tampa Bay's 45 points, the third-most scored in a single game in franchise history.

- x Winston's performance, along with RB Doug Martin's 235 rushing yards, marked the first time in NFL history that a road team has had a player throw for 5+ touchdowns and another player rush for 200+ yards.
- x At Indianapolis (11/29), finished going 20-of-36 for 245 yards with one touchdown and one interception, and established a new franchise record for passing yards by a rookie, with 2,650 on the season.
- x Against Atlanta (12/6), completed 18-of-27 passes for 227 yards with one touchdown and one interception, as well as recording five rushes, which included a five-yard rushing touchdown and a 20-yard rush to convert on third-and-19 on what would be the game-winning drive.
- x Led the team on a 12-play, 80-yard drive to win the game against Atlanta (12/6), marking the third game-winning drive of his career and his second career fourth-quarter comeback drive. He is also one of only nine quarterbacks this season to direct at least three game-winning drives, and is the only rookie to do so, per data compiled by Pro Football Reference.
- x Against New Orleans (12/13), went 18-of-32 for 182 yards, one touchdown and no interceptions.
- x At St. Louis (12/17), finished going 29-of-50 for a career-high 363 yards with two touchdowns – his 363 passing yards are the second-most by a rookie in team history.
- x Led the team on a 98-yard touchdown drive at St. Louis (12/17), tied for the longest drive in team history.
- x Threw for 238 yards in the fourth quarter at St. Louis (12/17), the most in any quarter in franchise history and the most by a quarterback in the fourth quarter since 2012 Eli Manning, 243 passing yards vs. Tampa Bay, 9/16/12). His fourth-quarter passing yardage is the most in any quarter since Aaron Rodgers in 2014 (242 yards, second quarter vs. Chicago).
- x Against Chicago (12/27), went 15-of-29 for 295 yards and two touchdowns with one interception.
- x At Carolina (1/3), finishing 29-of-47 for 325 yards, while adding 14 rushing yards and one rushing touchdown – marking his second 300-yard game of the year and the third-most passing yardage in a single game by a Buccaneers rookie.

## COLLEGE, 2014:

- x Started 13 games, completing 305-of-467 passes (65.3 pct.) for 3,907 yards with 25 touchdowns and 18 interceptions. Also rushed 57 times for 65 yards and three touchdowns.

- x Helped lead Florida State to their second-consecutive undefeated regular season and ACC Championship, while earning a berth in the first-ever College Football Playoff Semifinal at the Rose Bowl.
- x Led the ACC in passing yards (3,907) passing yards per game (300.5), attempts (467), completions (305) and completion percentage (65.3).
- x Set a Florida state record with 305 completions, while his 3,907 passing yards are the third-most in a single season in school history.
- x Ranked sixth in the NCAA in passing yards (3,907) and eighth in yards per game (300.5).
- x Named first-team All-ACC by the league's coaches and media.
- x A finalist for the Manning Award and a semifinalist for the Davey O'Brien, Maxwell and Walter Camp Player of the Year Awards.
- x Led the NCAA with four game-winning fourth-quarter drives in 2014, including the biggest comeback in school history at Louisville, where he passed for a season-high 401 yards and threw three second-half touchdowns to overcome a 21-0 deficit.

### COLLEGE, 2013:

- x Started 14 games, completing 257-of-384 passes (66.9 pct.) for 4,057 yards with 40 touchdowns and 10 interceptions. Also rushed 88 times for 219 yards and four touchdowns.
- x Winner of the 2013 Heisman Trophy Award.
- x At 19 years, 342 days old, was the youngest player to ever win the Heisman, and was only the second freshman to do so.
- x Won the Davey O'Brien and Manning Awards, while placing as a finalist for the Maxwell Award.
- x Named ACC Offensive Player of the Year, ACC Rookie of the Year and ACC Offensive Rookie of the year.
- x The first freshman in the history of the conference to earn ACC Player of the Year.
- x Set the ACC record, the Florida State record and the NCAA freshman record for touchdown passes (40), while breaking the NCAA freshman record for passing yards (4,057).
- x A first-team All-ACC selection and a consensus All-American.
- x Led Florida State to a 14-0 record, an ACC Championship and the 2013 BCS National Championship.
- x Named offensive MVP of the national championship game, throwing for 237 yards and two touchdowns, including leading a seven-play, 80-yard drive that culminated in a two-yard touchdown pass to give Florida State the lead with only 13 seconds remaining.
- x Earned ACC Championship Game MVP honors.

- x Helped lead an offense that set the NCAA record for total points (723—avg. 51.6 per game), while also establishing school and conference records for total yards (7,267).
- x Named to the All-ACC Academic Team.

### COLLEGE, 2012:

- x Redshirted.

### PERSONAL:

- x Top quarterback prospect in the class of 2012, rated a five-star quarterback by Scout and a four-star quarterback by Rivals, ESPN and 247Sports.
- x No. 14 on the ESPN 150 and No. 1 quarterback nationally, No. 5 player regionally and No. 1 player in Alabama.
- x Named to the 2012 USA Football National Team (U19) for the 2012 International Bowl.
- x USA Today 2011 All-USA first-team All-American, 2012 Parade All-American, SI.com second-team All-American, ESPNHS first-team All-American and Under Armour All-American.
- x Co-MVP of the Elite 11 national quarterback challenge in Malibu, California.
- x MVP in the Under Armour All-American Game.
- x 2011 Gatorade Alabama Football Player of the Year and Alabama Sports Writers Association's Class 5A Back of the Year as a senior.
- x A four-year starter at Hueytown High School (Hueytown, Alabama) who totaled 6,871 passing yards and 67 touchdowns, with 25 interceptions, while adding 2,912 rushing yards and 35 touchdowns.
- x As a senior, completed 69 percent of his passes for 2,424 yards and 28 touchdowns, while rushing for 1,065 yards and 15 touchdowns, leading Hueytown to a 13-1 record and the Class 5A state semifinals.
- x Also played baseball in both high school and college and was selected in the 15th round with the 486th overall pick by the Texas Rangers in the 2012 MLB first-year player draft.
- x Born in Bessemer, Alabama, on January 6, 1994.

### COMMUNITY:

- x One of the team's most active community members, regularly donating his offseason time to supporting causes in Tampa Bay, Tallahassee, and the Birmingham communities.
- x Serves as the spokesperson and "Quarterback" for the team's Buccaneers Academy initiative, which impacts over 14,000 youth and 2,100 teachers at 24 public schools in Tampa Bay.
- x In June 2016 and 2017, hosted the Jameis Winston ProCamp in Tampa and the Dream Forever Football Camp in Fairfield, Alabama for hundreds of youth football participants. In June 2017, also hosted the Elite Championship Camp for youth in Tallahassee.

- ✕ Makes annual visits to Birmingham-area libraries, summer programs, hospitals and schools to share positive messages and lift the spirits of children throughout his hometown community.
- ✕ Leads the Buccaneers' efforts in the annual "Special Olympics Day" at Training Camp, engaging with athletes through football drills and activities every year.
- ✕ Hosted the "Dream Big Day" graduation celebration for fifth graders at Egypt Lake Elementary School, a Buccaneers Academy, in May 2017.
- ✕ Has participated in the Buccaneers 2015, 2016 and 2017 Cut for a Cure, having his head shaved by pediatric cancer patients to raise funds and awareness for the National Pediatric Cancer Foundation.
- ✕ Along with Glazer Family Foundation Co-President Darcie Glazer Kassewitz, hosted the Buccaneers Academy Educational Huddle in downtown Tampa in December 2016.
- ✕ In June 2016, visited victims of the Pulse night club shooting at Orlando Regional Medical Center
- ✕ In June 2016, participated in a surprise visit to the West Tampa Boys & Girls Club with WWE star Titus O'Neill and teammate Donovan Smith to share positive messages with the members and surprise kids with tickets to WWE Monday Night RAW.
- ✕ In April 2016 and 2017, served as the celebrity starter for the "One Walk to Cure Diabetes" in downtown Tampa to benefit the Juvenile Diabetes Research Foundation. In 2017, finished in First Place out of thousands of participants.
- ✕ Every December, hosts the Famous Jameis Holiday Jamboree, surprising underprivileged children with gifts and engaging with fans during a community fun day and toy drive at One Buc Place.
- ✕ In December 2015, visited patients battling injury and illness at All Children's Hospital in St. Petersburg.
- ✕ In November 2015, congratulated students at Pinellas Park Middle School for winning the Fuel Up To Play 60 "Defend Your Turf Challenge" through a special assembly and P.E. class.
- ✕ In October 2015, participated in games, arts and crafts, and activities with children at Metropolitan Ministries annual Fall Festival.
- ✕ In September 2015, served lunch to more than 250 hungry and homeless men and women at Trinity Café.
- ✕ In September 2015 and 2016, participated in the Back to Football luncheon to speak to local business leaders about the excitement for the season.
- ✕ In July 2015, went bowling with rookie or first-year firefighters and paramedics.
- ✕ In June 2015, traveled to Jackson South Community Hospital in Miami, FL to visit Dwayne Mitchell, a high school student battling a rare heart disease, to spend time with Mitchell and show support for the Mitchell family.
- ✕ In May 2015, served as a celebrity guest at the Dick Vitale Gala in Sarasota FL to raise funds and awareness for cancer research.
- ✕ In May 2015, visited wounded warriors recovering from injury and illness at James A. Haley Veterans' Hospital in Tampa.

## WINSTON'S CAREER STATISTICS

YEAR	TEAM	GP	GS	PASSING			YDS	YDS/ATT	TD	INT	LG	SK	YDS	RATING
				ATT	CMP	PCT							LST	
2015	Tampa Bay	16	16	535	312	58.3	4,042	7.6	22	15	68	27	190	84.2
2016	Tampa Bay	16	16	567	345	60.8	4,090	7.2	28	18	45t	35	239	86.1
NFL Totals		32	32	1,102	657	59.6	8,132	7.4	50	33	68	62	429	85.2

### RUSHING

YEAR	TEAM	ATT	YDS	AVG	LG	TD
2015	Tampa Bay	54	213	3.9	21	6
2016	Tampa Bay	53	165	3.1	14	1
Totals		107	378	3.5	21	7

### ADDITIONAL STATS

**Fumbles-Lost:** 15-7 – 9-5 in 2016; 6-2 in 2015  
**Misc. Tackles:** 3 – 1 in 2016; 2 in 2015

### SINGLE-GAME HIGHS

**Pass Attempts:** 58, vs. Los Angeles, 9/25/16  
**Pass Completions:** 36, vs. Los Angeles, 9/25/16  
**Completion Percentage:** 75.0, vs. Seattle, 11/27/16  
**Passing Yards:** 405, vs. Los Angeles, 9/25/16  
**Touchdowns:** 5, at Philadelphia, 11/22/15  
**Quarterback Rating:** 131.6, at Philadelphia, 11/22/15  
**Long Pass:** 68, vs. N.Y. Giants, 11/8/15

# WINSTON'S GAME-BY-GAME STATISTICS

OWNERSHIP

VETERANS & DRAFT PICKS

2016 IN REVIEW

HISTORY

RECORDS

SIDELINES

## 2016

DATE	OPP	ATT	CMP	PCT	PASSING		TD	INT	LG	SK-YDS	RATING
					YDS	YDS/ATT					
Sept. 11	@ATL	32	23	71.9	281	8.8	4	1	45t	0-0	125.1
Sept. 18	@ARI	52	27	51.9	243	4.7	1	4	24	3-22	39.2
Sept. 25	LA	58	36	62.1	405	7.0	3	1	33	2-16	93.0
Oct. 2	DEN	35	17	48.6	179	5.1	0	2	25	5-36	40.1
Oct. 10	@CAR	30	18	60.0	219	7.3	1	0	38	2-17	93.6
Oct. 23	@SF	30	21	70.0	269	9.0	3	1	31	2-5	117.2
Oct. 30	OAK	32	16	50.0	180	5.6	2	0	42	2-12	88.0
Nov. 3	ATL	37	23	62.2	261	7.1	3	0	28	3-13	110.3
Nov. 13	CHI	33	23	69.7	312	9.5	2	1	43t	4-32	107.1
Nov. 20	@KC	39	24	61.5	331	8.5	1	0	31	1-5	97.3
Nov. 27	SEA	28	21	75.0	220	7.9	2	1	27	0-0	106.3
Dec. 4	@SD	30	20	66.7	280	9.3	1	1	38	1-12	93.8
Dec. 11	NO	26	16	61.5	184	7.1	0	0	18	2-18	82.9
Dec. 18	@DAL	35	17	48.6	247	7.1	2	3	42t	4-23	55.3
Dec. 24	@NO	35	23	65.7	277	7.9	2	2	34t	2-17	85.1
Jan. 1	CAR	35	20	57.1	202	5.8	1	1	28	3-14	71.4
<b>TOTALS</b>		<b>567</b>	<b>345</b>	<b>60.8</b>	<b>4,090</b>	<b>7.2</b>	<b>28</b>	<b>18</b>	<b>45t</b>	<b>32-225</b>	<b>86.1</b>

## 2015

DATE	OPP	ATT	CMP	PCT	PASSING		TD	INT	LG	SK-YDS	RATING
					YDS	YDS/ATT					
Sept. 13	TEN	33	16	48.5	210	6.4	2	2	41t	4-29	64.0
Sept. 20	@NO	21	14	66.7	207	9.9	1	0	54	3-13	114.6
Sept. 27	@HOU	36	17	47.2	261	7.3	1	1	33	0-0	69.3
Oct. 4	CAR	43	26	60.5	287	6.7	2	4	23	2-17	57.0
Oct. 11	JAC	19	13	68.4	209	11.0	1	0	56	2-23	122.5
Oct. 25	@WAS	29	21	72.4	297	10.2	2	0	40t	1-8	128.1
Nov. 1	@ATL	29	16	55.2	177	6.1	1	0	28	2-4	85.0
Nov. 8	NYG	36	19	52.8	247	6.9	0	0	68	0-0	74.7
Nov. 15	DAL	39	22	56.4	264	6.8	0	2	26	2-18	55.9
Nov. 22	@PHI	29	19	65.5	246	8.5	5	0	27	1-8	131.6
Nov. 29	@IND	36	20	55.6	245	6.8	1	1	21	5-33	74.4
Dec. 6	ATL	27	18	66.7	227	8.4	1	1	36	1-5	89.6
Dec. 13	NO	32	18	56.3	182	5.7	1	0	18	1-6	83.1
Dec. 17	@STL	50	29	58.0	363	7.3	2	1	44	0-0	85.7
Dec. 27	CHI	29	15	51.7	295	10.2	2	1	50t	1-10	96.2
Jan. 3	@CAR	47	29	61.7%	325	6.9	0	2	30	2-16	64.6
<b>TOTALS</b>		<b>535</b>	<b>312</b>	<b>58.3%</b>	<b>4,042</b>	<b>7.6</b>	<b>22</b>	<b>15</b>	<b>68</b>	<b>27-190</b>	<b>84.2</b>

## FIRST-YEAR PLAYERS & ROOKIE FREE AGENTS

67

**JOSH ALLEN**  
 OFFENSIVE LINE  
 HT: 6-3 WT: 315  
 DOB: 12/30/91  
 NFL: 1ST YEAR  
 ACQ: FA-'14  
 COLLEGE: LOUISIANA



### ACQUIRED BY BUCS:

- × Signed by Tampa Bay as a college free agent on May 12, 2014.

### CAREER HIGHLIGHTS:

- × Has played in three career games, all with Tampa Bay.
- × Made NFL debut at Carolina (12/14/14).

### 2016 HIGHLIGHTS:

- × Spent time on San Francisco and Tampa Bay active rosters.

### COLLEGE:

- × Started 42-of-47 games at University of Louisiana-Monroe (2010-13).
- × Started all 12 games as a senior (2013) at center.
- × Earned first-team All-Sun Belt and All-Louisiana honors as a senior.
- × Started all 13 games at center as a junior (2012).
- × Earned second team All-Sun Belt and honorable mention All-Louisiana.
- × Started 9-of-12 games at both center and left guard as a sophomore (2011).
- × Started 8-of-10 games as a freshman (2010).

### PERSONAL:

- × Attended Cedar Hill High School (Cedar Hill, Texas).
- × Earned first-team all-district honors as a senior (2009).
- × Selected to play in the Team USA vs. World All-Star Game.
- × Helped lead school to district championships in 2008 and 2009.
- × Also lettered in powerlifting and track & field.
- × Son of Ellen Robinson.
- × Born Josh Nathaniel Allen on December 30, 1991 in Dallas, Texas.

82

**ANTONY AUCLAIR**  
 TIGHT END  
 HT: 6-6 WT: 256  
 DOB: 5/28/93  
 NFL: ROOKIE  
 ACQ: FA-'17  
 COLLEGE: LAVAL



### ACQUIRED BY BUCS:

- × Signed by Tampa Bay as a college free agent on May 1, 2017.

### COLLEGE:

- × Played in 32 games at Laval (2013-16), recording 55 receptions, 769 yards receiving and four touchdowns.
- × Named Équipe D'Étoiles Offensive in back-to-back seasons (2015-16) by RSEQ.
- × Notched 17 receptions for 229 yards and two touchdowns in eight games played in his final season (2016).
- × Registered 15 receptions for 185 yards as a junior (2015).
- × Hauled in 20 catches for 336 yards receiving and one touchdown as a sophomore (2014).
- × Contributed three receptions for 19 yards and one touchdown in his debut season (2013).
- × Majored in sports intervention.

### PERSONAL:

- × Attended Champlain Regional College-Lennoxville (Sherbrooke, Quebec).
- × Born Antony Auclair on May 28, 1993 in Notre-Dame-des-Pins, Quebec.



70

**STERLING BAILEY**

DEFENSIVE END

HT: 6-3 WT: 296

DOB: 9/13/92

NFL: 1ST YEAR

ACQ: FA, 2017

COLLEGE: GEORGIA

**TRANSACTIONS:**

- × Signed by Indianapolis Colts as a college free agent on May 2, 2016. Waived on September 3, 2016.
- × Signed to Indianapolis' practice squad on September 4, 2016. Released on September 26, 2016.
- × Signed to Seattle Seahawks' practice squad on October 4, 2016. Released on October 18, 2016.
- × Signed to Minnesota Vikings' practice squad on October 25, 2016. Signed a futures contract on January 2, 2017. Waived on May 4, 2017.
- × Signed by Tampa Bay on May 31, 2017.

**2016 HIGHLIGHTS:**

- × Spent time on the practice squads for the Colts, Seattle Seahawks and Minnesota Vikings.

**COLLEGE/PERSONAL:**

- × Played in 42 games, with 19 starts, at Georgia (2011-15), totaling 108 tackles, seven passes defended and 2.5 sacks.
- × Started 10-of-13 games as a senior (2015), finishing the year with 46 tackles, 2.0 tackles for loss and one sack while earning the Coaches' Leadership Award.
- × Tallied 27 tackles in 2014, playing in 13 games, with one start.
- × As a sophomore in 2013, started 9-of-12 games played, registering 34 tackles and a sack.
- × After redshirting in 2011, saw action during three games as a redshirt freshman in 2012.
- × Attended East Hall High School (Gainesville, Georgia).
- × A four-star prospect by Rivals.com and the No. 6 prospect in Georgia.
- × Named to the SuperPrep All-America team and played in the U.S. Army All-American Bowl.
- × In addition to football, played basketball and participated in track.
- × Born Sterling Bailey on September 13, 1992.

44

**RICHIE BROWN**

LINEBACKER

HT: 6-2 WT: 234

DOB: 4/15/94

NFL: ROOKIE

ACQ: FA-'17

COLLEGE: MISSISSIPPI STATE

**ACQUIRED BY BUCS:**

- × Signed by Tampa Bay as a college free agent on May 1, 2017.

**COLLEGE:**


- × Played in 52 games at Mississippi State (2012-16), starting 26, recording 299 tackles, 21 tackles for loss, 10.0 sacks, seven passes defended and five interceptions for 62 return yards.
- × Started all 13 games as a senior (2016), tallying 102 tackles, four tackles for loss, one forced fumble and one fumble recovery.
- × Recognized as a NFF Campbell Trophy semifinalist, honoring the best scholar-athlete in the nation and a second team All-SEC performer by Phil Steele.
- × Secured a career-best 109 tackles as a junior (2015) in 13 starts, adding 13.5 tackles for loss, 6.5 sacks, one interception and two passes defended.
- × Played in all 13 games as a sophomore (2014), notching 50 tackles, three interceptions and three pass breakups.
- × Named SEC Defensive Player of the Week and Walter Camp National Defensive Player of the Week after snagging three interceptions in one game vs. Texas A&M (10/4/14).
- × Played in all 13 games as a redshirt freshman (2013), totaling 38 tackles, 2.0 sacks and 3.0 tackles for loss.
- × Majored in industrial technology.

**PERSONAL:**

- × Attended Long Beach High School (Long Beach, Mississippi).
- × Named to the 2012 PARADE All-America High School Football Team, 5A Defensive Player of the Year, Mississippi-Alabama All-Star Participant, Mississippi Association of Coaches first-team All-Region, Mississippi Association of Coaches 5A second-team All-State, Biloxi Sun Herald All-South Mississippi honoree, Clarion Ledger's Dandy Dozen and the Top-40 Collegiate Prospects List.
- × Lived in Tampa, Florida for five months after his house was hit by Hurricane Katrina when he was 11.
- × Son of Richard Sr. and Melissa Brown.
- × Born Richard Brown Jr. on April 15, 1994 in Long Beach, Mississippi.



49

**RILEY BULLOUGH****LINEBACKER****HT: 6-2 WT: 228****DOB: 11/23/93****NFL: ROOKIE****ACQ: FA, 2017****COLLEGE: MICHIGAN STATE****ACQUIRED BY BUCS:**

- × Signed by Tampa Bay as a college free agent on May 1, 2017.

**COLLEGE:**

- × Played in 50 games at Michigan State (2012-16), notching 214 tackles, 18 tackles for loss, 7.5 sacks, two forced fumbles, three fumble recoveries and four interceptions.
- × Named third team All-Big Ten honors as a senior (2016), tallying 76 tackles, 6.5 tackles for loss in nine games played.
- × Contributed a career-best 106 tackles, 7.5 tackles for loss and 4.0 sacks as a junior (2015), which helped guide the Spartans to a Big Ten title and a berth in the College Football Playoff.
- × Selected as second-team All-Big Ten by both the coaches and Phil Steele and third-team All-Big Ten by the media.
- × Appeared in all 13 games as a sophomore (2014), recording 29 tackles, 4.0 tackles for loss, 3.5 sacks and two interceptions.
- × Rushed for 83 yards as a red-shirt freshman (2013), contributing as both a fullback and member of the special teams unit.
- × Majored in media and information.

**PERSONAL:**

- × Attended St. Francis High School (Traverse City, Michigan).
- × Played linebacker, quarterback and safety at St. Francis.
- × Led his team to a state title as a sophomore and earned team offensive MVP honors for his efforts.
- × Son of Shane and LeeAnn Bullough.
- × Born Riley Bullough on November 23, 1993 in Traverse City, Michigan.

30

**MAURICE FLEMING****CORNERBACK****HT: 5-11 WT: 202****DOB: 12/6/93****NFL: ROOKIE****ACQ: FA-'17****COLLEGE: WEST VIRGINIA****ACQUIRED BY BUCS:**

- × Signed by Tampa Bay as a college free agent on May 1, 2017.

**COLLEGE:**

- × Totaled a career-high 48 tackles, two tackles for loss, nine passes defended, one interception and one forced fumble in his senior season at West Virginia (2016).
- × Prior to his time with the Mountaineers, Fleming spent four years at Iowa, registering 31 tackles and six passes defended.
- × Played in 14 games as a red-shirt junior (2015) at Iowa, notching 17 tackles and five pass break ups.
- × Appeared in 11 games as a red-shirt sophomore (2014) with the Hawkeyes, tallying 11 tackles and one pass breakup.
- × Forced a fumble and secured two tackles in first collegiate appearance vs. Western Michigan (9/21/13) as a red-shirt freshman (2013).
- × Majored in sports studies and business.

**PERSONAL:**

- × Attended Curie Metropolitan High School (Chicago, Illinois).
- × Played both defensive back and quarterback as he guided his team to a Chicago Public League title (2010) and four-straight appearances in the state playoffs.
- × Named all-state as a senior, first-team all-conference as a junior and second-team all-conference as a sophomore.
- × Also played basketball and track.
- × Son of Rochelle Harper.
- × Born Maurice Fleming on December 6, 1993 in Chicago, Illinois.

72

**COLE GARDNER****TACKLE**

HT: 6-6 WT: 301

DOB: 11/11/93

NFL: ROOKIE

ACQ: FA, 2017

COLLEGE: EASTERN MICHIGAN

**ACQUIRED BY BUCS:**

- × Signed by Tampa Bay as a college free agent on May 1, 2017.

**COLLEGE:**

- × Played in 47 games at Eastern Michigan (2012-16), as both an offensive lineman and a tight end.
- × Served as team captain in his senior season (2016), appearing in all 13 games for his team, including the 2016 Popeyes Bahamas Bowl vs. Old Dominion.
- × Honored with Eastern Michigan's Harold E. Sponberg Lineman Scholar-Athlete Award as a junior (2015), while starting all 10 games for the Eagles that year.
- × Named to the Academic All-MAC team twice (2014-15).
- × Appeared in 12 games during his sophomore season (2014), recording eight receptions for 78 yards.
- × Caught his first career touchdown pass at Central Michigan (11/29/13) as a redshirt freshman.
- × Majored in supply chain management.

**PERSONAL:**

- × Attended Batavia High School (Batavia, Illinois).
- × Named first-team All-State in Class 6A by the Illinois High School Football Coaches' Association and was a two-time academic All-State selection.
- × Finished his career as Batavia High School's all-time sacks leader with 20.
- × Earned Conference Player of the Year honors as a basketball player his junior year.
- × Son of Todd and Debra Gardner.
- × Born Cole Gardner on November, 11, 1993 in Batavia, Illinois.

44

**RUSSELL HANSBROUGH****RUNNING BACK**

HT: 5-9 WT: 195

DOB: 11/19/93

NFL: 1ST YEAR

ACQ: FA, 2017

COLLEGE: MISSOURI

**ACQUIRED BY BUCS:**

- × Signed by Tampa Bay as a college free agent on May 2, 2016.

**2016 HIGHLIGHTS:**

- × Made NFL debut at Carolina (10/10).
- × Saw playing time in a win against Carolina (1/1/17).

**COLLEGE:**

- × Played in 48 games, with 14 starts, at Missouri (2012-15), totaling 467 carries for 2,344 yards and 15 touchdowns, as well as catching 30 passes for 128 yards.
- × His 2,344 career rushing yards ranked 10th all-time in Missouri history.
- × Started all 11 games played as a senior (2015), tallying 436 yards on 111 carries and one touchdown as well as 17 receptions for 59 yards.
- × Finished second on the team with 465 all-purpose yards.
- × Appeared in 14 games as a junior (2014), rushing for 1,084 yards and 10 touchdowns on 205 carries finishing the season ranked sixth in the Southeastern Conference in total yards (1,048) and seventh in rushing yards per game (77.4).
- × Earned SEC Offensive Player of the Week and National Tailback of the Week following his 199-yard performance at Texas A&M (12/15/14), a mark that ranks 10th in school history for rushing yards in a single game.
- × Finished the season ranked sixth in the Southeastern Conference in total yards (1,048) and seventh in rushing yards per game (77.4).
- × Appeared in 14 games as a sophomore (2013), carrying the ball 114 times for 685 yards and four touchdowns.
- × Played in nine games as a freshman (2012), rushing for 139 yards on 37 attempts as well as returning one kick for 56 yards.

**PERSONAL:**

- × Attended Bowie High School (Arlington, Texas).
- × Two-time first-team 4-5A All-District selection.
- × Son of Doug and Janice Hansbrough.
- × Born Russell Hansbrough on November 19, 1993 in Arlington, Texas.

36

**QUAYVON HICKS****RUNNING BACK****HT: 6-2 WT: 251****DOB: 7/17/94****NFL: ROOKIE****ACQ: FA-'17****COLLEGE: GEORGIA****ACQUIRED BY BUCS:**

- × Signed by Tampa Bay as a free agent on January 10, 2017.


**COLLEGE:**

- × Played 38 games at Georgia (2012-2015), accumulating 166 yards rushing, 132 yards receiving and three total touchdowns.
- × Awarded the Charlie Trippi Most Versatile Player Award as a junior (2014).
- × Set his career highs in rushing yards (85) and touchdowns (two) his junior season.
- × Caught a career-best five passes for 67 yards in his 13 games played as a sophomore (2013).
- × Named the University of Georgia's Most Improved Offensive Player following 2013 spring practices.
- × Majored in consumer economics.

**PERSONAL:**

- × Attended Pierce County High School (Blackshear, Georgia).
- × Named to the SuperPrep All-Dixie Team and 2011 Georgia Athletic Coaches Association North-South All-Star team.
- × Lined up at five different positions during his high school career.
- × Born Quayvon Hicks on July, 17, 1994 in Blackshear, Georgia.

39

**ISAIAH JOHNSON****SAFETY****HT: 6-0 WT: 209****DOB: 10/14/92****NFL: 1ST YEAR****ACQ: FA, 2016****COLLEGE: SOUTH CAROLINA****ACQUIRED BY BUCS:**

- × Signed by Tampa Bay as a college free agent on May 2, 2016.

**2016 HIGHLIGHTS:**

- × Spent the season on Tampa Bay's practice squad.

**COLLEGE:**

- × Started all 36 Division I games in which he appeared (2013-15), recording 222 tackles and seven interceptions.
- × Started all 12 games as a senior at South Carolina (2015), recording 74 tackles, three passes defended, 1.5 tackles for loss and one interception.
- × Named one of six permanent team captains.
- × Transferred to South Carolina in 2015 after graduating from Kansas with a degree in sociology.
- × Started 12 games as a redshirt junior at Kansas (2014), tallying 75 tackles, two passes defended and one interception.
- × Earned Midseason All-Big 12 second team honors from Phil Steele Magazine.
- × Started 12-of-12 games played as a sophomore (2013), recording 73 tackles, five interceptions and 3.0 tackles for loss.
- × Received All-Big 12 honorable mention honors and was named 2013 Big 12 Defensive Newcomer of the Year as voted on by the conference coaches.
- × Played at Iowa Western Community College as a freshman (2012), recording 41 tackles and eight interceptions, helping to lead Iowa Western to a NJCAA National Championship.
- × Named to the first team All-Midwest Football Conference and earned honorable mention All-America recognition.
- × Majored in communication studies.

**PERSONAL:**

- × Attended Panther Creek High School (Cary, North Carolina).
- × Named second-team All-Conference as a senior.
- × Also competed in basketball.
- × Born Isaiah Jonson on October 14, 1992 in Cary, North Carolina.

78

**KORREN KIRVEN****TACKLE**

HT: 6-5 WT: 315

DOB: 12/10/94

NFL: ROOKIE

ACQ: FA-'17

COLLEGE: ALABAMA

**ACQUIRED BY BUCS:**

- ✕ Signed by Tampa Bay as a college free agent on May 1, 2017.

**COLLEGE:**

- ✕ Played in 26 career games at Alabama (2012-16) on the offensive line.
- ✕ Transitioned into a role as the starting right guard vs. Mississippi State (11/12/16) and paved the way for 615 yards of total offense.
- ✕ Helped the Crimson Tide to a College Football Playoff title in 2015, while appearing in six games.
- ✕ Was part of an offensive line that made way for Derrick Henry's 1,986-yard rushing season in 2015, which helped Henry win the Heisman Trophy.
- ✕ Spent his redshirt freshman (2013) and sophomore (2014) seasons as a defensive lineman, tallying five tackles in his eight games played during his first two seasons.

**PERSONAL:**

- ✕ Attended Brookville High School (Lynchburg, Virginia).
- ✕ Ranked the No. 2 player in the state of Virginia by ESPN and No. 100 in the ESPN 150.
- ✕ Named a SuperPrep All-American, PrepStar All-American, All-Atlantic Region selection and first team All-State for his senior season.
- ✕ Born Korren Kirven on December, 10, 1994 in Lynchburg, Virginia.

50

**JEFF KNOX JR.****LINEBACKER**

HT: 6-2 WT: 225

DOB: 2/22/92

NFL: 1ST YEAR

ACQ: FA, 2017

COLLEGE: CALIFORNIA

**ACQUIRED BY BUCS:**

- ✕ Signed by Tampa Bay as a free agent on January 14, 2017.

**CAREER HIGHLIGHTS:**

- ✕ Played in the Canadian Football League (CFL) for two seasons, spending both seasons with the Saskatchewan Roughriders (2015-2016).
- ✕ During his time in the CFL, he collected 65 tackles, 29 special teams tackles, one sack and one interception.
- ✕ Named a CFL West All-Star following the 2015 season.

**2016 HIGHLIGHTS:**

- ✕ Played in 17 games with the Saskatchewan Roughriders, recording 65 tackles, 19 special teams tackles and one sack.

**COLLEGE/PERSONAL:**

- ✕ Started in 19-of-43 games played at California (Pa.) from 2011-2014.
- ✕ Selected to All-PSAC West Second-Team.
- ✕ Played in all 10 games as a senior (2014), with seven starts at linebacker. Finished with 59 tackles, 11.5 tackles for loss, 7.5 sacks and four forced fumbles.
- ✕ Played in nine games as a junior (2013), with eight starts at running back. Led the team with 507 rushing yards and five touchdowns.
- ✕ Played in all 11 games as a sophomore at running back (one start), defensive back (three starts) and contributed on special teams. Finished with 38 tackles, 1.5 tackles for loss, posted 205 rushing yards and a team-high nine touchdowns.
- ✕ As a freshman (2011), appeared in all 13 games at running back and defensive back. Finished with 280 rushing yards, 10 rushing touchdowns, posted 21 tackles and two passes defended.
- ✕ Majored in social sciences.
- ✕ Attended DeMatha Catholic (Hyattsville, MD).
- ✕ Born Jeff Knox, Jr. on February 22, 1992.

70

**MIKE LIEDTKE****OFFENSIVE LINE****HT: 6-3 WT: 305****DOB: 1/15/92****NFL: 1ST YEAR****ACQ: FA-'16****COLLEGE: ILLINOIS ST****ACQUIRED BY BUCS:**

- × Signed by Tampa Bay on a futures contract on January 2, 2017.


**TRANSACTIONS:**

- × Signed by Miami Dolphins as a college free agent on May 8, 2015. Waived on September 5, 2015.
- × Signed to Miami's practice squad on September 28, 2015. Released on October 6, 2015.
- × Signed to Kansas City Chiefs' practice squad on October 13, 2015. Signed to a futures contract on January 18, 2016. Waived on May 9, 2016.
- × Signed by New York Jets on June 3, 2016. Waived on September 3, 2016.
- × Signed to Cleveland Browns' practice squad on October 5, 2016. Waived on October 25, 2016.
- × Signed to Tampa Bay Buccaneers' practice squad on November 22, 2016. Signed a futures contract on January 2, 2017.

**COLLEGE/PERSONAL:**

- × Played in 42 games at Illinois State (2011-14) on the offensive line.
- × Named honorable mention All-MVFC as a senior (2014), starting 15 games at left tackle.
- × Helped Marshaun Coprich to 14, 100-yard rushing games along with 2,274 yards rushing and 27 touchdowns, which led the FCS in 2014.
- × Started 11 games at left guard as a junior (2013).
- × Carved a path for the Redbird rushing attack to run for 134 yards per game during his sophomore year (2012).
- × After redshirting in 2010 at Western Michigan, saw action during three games as a redshirt freshman at Illinois State in 2011.
- × Attended Woodstock High School (Woodstock, Illinois).
- × Named all-area and all-state as a senior.
- × In addition to football, competed in wrestling and track and field during high school.
- × Son of Michael and Carolyn Liedtke.
- × Born Michael Liedtke on January 15, 1992.

8

**SEFO LIUFU****QUARTERBACK****HT: 6-3 WT: 232****DOB: 10/29/94****NFL: ROOKIE****ACQ: FA, 2017****COLLEGE: COLORADO****ACQUIRED BY BUCS:**

- × Signed by Tampa Bay as a college free agent on May 1, 2017.

**COLLEGE:**

- × Played in 39 games at Colorado (2013-16), tied or set 99 school records, threw for 9,568 yards passing and 73 touchdowns.
- × Ran for a career-best 494 yards rushing and eight rushing touchdowns as a senior (2016) to accompany 2,366 yards through the air and 11 passing touchdowns.
- × Named the 2016 Polynesian College Football Player of the Year, honorable mention All-Pac-12 twice (2014, 2016) and honorable mention Freshman All-America by collegefootballnews.com (2013).
- × Started 11 games his junior season (2015), tallying 2,418 yards passing and nine touchdowns.
- × Awarded Colorado University's John Mack Award for two straight seasons (2014-15) as the program's most outstanding offensive player.
- × Recorded career-highs in touchdown passes (28), passing yards (3,200), pass completions (325) and pass attempts (498) during his sophomore campaign (2014).
- × Threw at least one touchdown pass through his first 20 career games.
- × Set five true freshman single-season school records (2013) in efficiency (128.3), attempts (251), completions (149), passing yards (1,779) and touchdowns (12).
- × Majored in economics.

**PERSONAL:**

- × Attended Bellarmine Preparatory High School (Tacoma, Washington).
- × Selected as a PrepStar All-West Region honoree as a senior and was named Area Player of the Year by the News-Tribune and the 4A Narrows League Player of the Year.
- × Was a two-time first team All-Narrows League performer for basketball.
- × His uncle, Jack Thompson, is a former quarterback for the Buccaneers (1983-84).
- × Son of Joe Liufau.
- × Born Sefo Liufau on October, 29, 1994 in Fort. Lewis-Madigan, Washington.

41

**JONATHAN MOXEY****CORNERBACK****HT: 5-10 WT: 188****DOB: 1/14/95****NFL: ROOKIE****ACQ: FA-'17****COLLEGE: BOISE STATE****ACQUIRED BY BUCS:**

- × Signed by Tampa Bay as a college free agent on May 1, 2017.

**COLLEGE:**

- × Played in 52 games at Boise State (2013-16), recorded 134 tackles and 31 passes defended.
- × Named second team All-Mountain West his senior season (2016) after leading the Broncos in passes defended (13) and racking up career-highs with 50 tackles and 4.5 tackles for loss.
- × Assisted with special teams in 2016, returning 12 kickoffs for 258 yards (21.50 average) and one punt for 9 yards.
- × Registered a career-best two interceptions as a junior (2015), starting 13 games and notching 39 tackles, one sack and one tackle for loss.
- × Started 12-of-14 games, as a sophomore (2014) tying for second on the team with seven passes defended to go along with 33 tackles and one interception.
- × Appeared in 12 games as a freshman (2013), tallying 12 total tackles and one pass defense.
- × Majored in general business.

**PERSONAL:**

- × Attended Dwyer High School (Palm Beach Gardens, Florida).
- × Received honorable mention all-state his senior season.
- × Tallied 36 tackles, 13 passes defended and nine interceptions as a junior.
- × Born Jonathan Moxey on January, 14, 1995 in West Palm Beach, Florida.

46

**ERIC NZEOCHA****LINEBACKER****HT: 6-3 WT: 218****DOB: 4/1/93****NFL: ROOKIE****ACQ: INT-FA, 2017****COLLEGE: WYOMING****ACQUIRED BY BUCS:**

- × Signed by Tampa Bay as an international free agent on May 25, 2017.

**COLLEGE:**

- × Appeared in 45 games at Wyoming (2012-16), serving as both a tight end and a linebacker.
- × Named to the Academic All-Mountain West Conference team three times (2013-15).
- × Recorded two tackles in eleven games played as a senior.
- × Set career-bests in tackles (35), tackles for loss (one), forced fumbles (one) and passes defended (one) in his first season at middle linebacker (2015).
- × Grabbed eight receptions for 65 yards in 12 games played at tight end as a sophomore (2014).
- × Played in 11 games on special teams for the Cowboys as a redshirt freshman (2013).

**PERSONAL:**

- × Attended FOS Ansbach High School (Neusitz, Germany).
- × Competed on the German Junior National Team that placed fourth in the U19 European Championship.
- × Son of Antonie Petersen and Chris Nzeocha.
- × Born Eric Nzeocha on April 1, 1993 in Neusitz, Germany.



18

**BERNARD REEDY**  
 WIDE RECEIVER  
 HT: 5-9 WT: 175  
 DOB: 12/31/91  
 NFL: 1ST YEAR  
 ACQ: FA, 2016  
 COLLEGE: TOLEDO



### TRANSACTIONS:

- × Signed by Atlanta on May 12, 2014. Waived on August 30, 2014.
- × Signed to Atlanta's practice squad on August 31, 2014. Signed a futures contract with Atlanta on December 29, 2014. Waived on September 2, 2015.
- × Signed by Tampa Bay on February 5, 2016. Waived on September 7, 2016.
- × Signed to Tampa Bay's practice squad on December 6, 2016. Promoted to the active roster on December 21, 2016.

### COLLEGE/PERSONAL:

- × Started 42-of-50 games played at Toledo (2010-2014), recording 195 receptions for 2,743 yards and 23 touchdowns, as well as 30 rushing attempts for 153 yards and two touchdowns.
- × Returned 76 kicks for 1,800 yards and three touchdowns, as well as 29 punts for 317 yards and one touchdown.
- × Finished career tied for third in school history in touchdown receptions (23), as well as ranking fourth in receiving yards (2,743), and fifth in career receptions (195).
- × Ranks second all-time in career kick-return average (24.7 yards) and kick-return touchdowns (three), as well as ranking fourth all time in career all-purpose yards (5,013).
- × Second-team All-MAC selection as a senior (2012), starting all 12 games, catching 62 passes for 840 yards and eight touchdowns.
- × Started all 13 games as a junior (2012), finishing with a team-high 88 receptions for 1,113 yards and six touchdowns.
- × First-team All-MAC selection at both wide receiver and punt returner and a second-team selection at kick returner.
- × Started all 13 games of his sophomore season (2011), notching 758 yards on 40 receptions while grabbing nine touchdowns, tied for third most in a season in school history.
- × Started 4-of-11 games as a freshman (2010), catching five passes for 32 yards, while also adding eight carries for 35 yards and two touchdowns.
- × Attended Lakewood High School (St. Petersburg, Florida).
- × A first-team all-state selection and Pinellas County Player of the Year.
- × Son of Bernard Reedy Sr. and Angelique Jordan.
- × Born Bernard Northern Reedy on December 31, 1991.

25

**BLAKE SIMS**  
 RUNNING BACK  
 HT: 5-11 WT: 218  
 DOB: 1/3/92  
 NFL: 1ST YEAR  
 ACQ: FA-'16  
 COLLEGE: ALABAMA



### ACQUIRED BY BUCS:

- × Signed by Tampa Bay on a futures contract on January 13, 2017.

### TRANSACTIONS:

- × Signed to Atlanta Falcons' practice squad on September 13, 2016. Waived on September 24, 2016.
- × Signed to Tampa Bay Buccaneers' practice squad on December 28, 2016. Signed a futures contract on January 13, 2017.

### COLLEGE/PERSONAL:

- × Played in 37 games at Alabama (2011-14), tallying 3,731 yards passing, 705 yards rushing and 39 total touchdowns for the Crimson Tide.
- × Promoted to the starting quarterback role as a senior (2014), recording 3,487 yards passing, 350 more on the ground and 35 total touchdowns.
- × Earned second-team All-SEC by both the Associated Press and the league coaches, SEC Championship MVP and was a finalist for the Manning Award and a semifinalist for the Davey O'Brien Award.
- × Played in eight games as a junior (2013), registering 167 yards passing, 61 rushing, and two touchdowns.
- × Appeared in 10 games as a sophomore (2012), finishing with 187 yards rushing, two rushing touchdowns and 77 yards passing.
- × Lined up at running back his freshman season in Tuscaloosa (2011), claiming 107 yards rushing and two receptions for 18 yards.
- × Attended Gainesville High School (Gainesville, Georgia).
- × Rated a four-star quarterback prospect and led his team to the state championship game.
- × Earned AAA All-State honors twice by the Atlanta Journal-Constitution.
- × Born Blake Sims on January 3, 1992 in Gainesville, Georgia.

87

**DEREL WALKER**

WIDE RECEIVER

HT: 6-1 WT: 188

DOB: 6/29/91

NFL: 1ST YEAR

ACQ: FA-'17

COLLEGE: TEXAS A&amp;M

**TRANSACTIONS:**

- × Signed with Tennessee Titans as a rookie free agent on May 12, 2014. Waived on August 25, 2014.
- × Signed with Tampa Bay on January 5, 2017.

**CAREER HIGHLIGHTS:**

- × Spent two seasons (2015-2016) with the Edmonton Eskimos of the Canadian Football League (CFL).
- × During his time in the CFL, he started 19-of-30 games, catching 198 passes for 2,699 yards and 16 touchdowns.
- × Named a West Division All-Star and CFL All-Star in both seasons.
- × Named CFL's Most Outstanding Rookie following the 2015 campaign, when he caught 89 passes for 1,110 yards and six touchdowns and helped lead Edmonton to a Grey Cup victory.

**2016 HIGHLIGHTS:**

- × During his 2016 season with the Edmonton Eskimos of the Canadian Football League (CFL), Walker caught 109 passes for 1,589 yards, both the second-most in the CFL, while adding 10 touchdown receptions, tied for the second-most in the league.

**COLLEGE/PERSONAL:**

- × Played in 25 games colligatively at Texas A&M (2012-2013) after two seasons at Trinity Valley Community College (2010-2011).
- × Played in 13 games as a senior (2013), catching 51 passes for 818 yards, five touchdowns.
- × Saw action in 12-of-13 games as a junior (2012), catching eight passes for 85 yards.
- × During his time at Trinity Valley Community College (2010-2011), caught 44 passes for 864 yards and 10 touchdowns while helping the Cardinals to an 8-3 record and the second round of playoffs in 2011.
- × Started five games as a freshman (2010) while helping the team advance to the second round of playoffs in 2010.
- × Majored in agricultural leadership and development.
- × Attended Hillsboro High School (Hillsboro, TX).
- × Earned 2009 All-Centex honors as a wide receiver from the Waco Tribune-Herald.

81

**TEVIN WESTBROOK**

TIGHT END

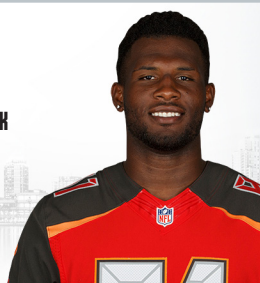
HT: 6-5 WT: 257

DOB: 2/17/93

NFL: 1ST YEAR

ACQ: FA, 2015

COLLEGE: FLORIDA

**TRANSACTIONS:**

- × Signed with Tennessee on May 18, 2015. Waived on September 1, 2015.
- × Signed to Tennessee's practice squad on September 6, 2015. Released on September 22, 2015.
- × Signed to Tampa Bay's practice squad on September 30, 2015. Promoted to the active roster on December 30, 2015. Waived on August 28, 2016.
- × Re-signed to Tampa Bay's practice squad on October 17, 2016. Signed to a futures contract on January 2, 2017.

**COLLEGE/PERSONAL:**

- × Played four seasons at Florida (2011-14), switching from defensive line to tight end following his rookie season, finishing his career with 11 catches for 111 yards and two touchdowns.
- × As a senior (2014), played in all 12 games, with two starts, catching eight passes for 81 yards and two touchdowns.
- × In his junior season (2013) started two-of-12 games, with three catches for 30 yards.
- × Moved to tight end before the start of his sophomore season (2012), with 13 games played and one start.
- × Played in three games as a defensive end in his true freshman season (2011).
- × Majored in youth and community science.
- × Attended North Broward Prep High School (Pompano Beach, Florida).
- × A Rivals three-star prospect.
- × Also played basketball.
- × Born Tevin Douglas Westbrook on February 17, 1993 in Fort Lauderdale, Florida.



85

**BOBBY WILSON**

WIDE RECEIVER

HT: 6-2 WT: 270

DOB: 3/31/95

NFL: ROOKIE

ACQ: FA-'17

COLLEGE: PURDUE

**ACQUIRED BY BUCS:**

- × Signed by Tampa Bay as a college free agent on May 11, 2017.

**COLLEGE:**

- × Played in 45 games at Florida State (2013-16), registering 133 receptions for 1,562 yards and eight touchdowns.
- × Secured the 11th spot all-time in Florida State school history with his 133 career receptions.
- × Recorded 30 receptions, 390 yards receiving and one touchdown in his final, injury-shortened season (2016).
- × Started all 13 games as a junior (2015), notching career-highs in receptions (58) and receiving yards (622).
- × Finished second on the Seminoles in with 42 receptions and four touchdowns catches as a sophomore (2014).
- × Caught his first career touchdown, from Jameis Winston, vs. The Citadel (9/6/14).
- × Appeared in 11 games as a freshman (2013), catching three passes for 23 yards receiving.
- × Majored in social science.

**PERSONAL:**

- × Attended Christopher Columbus High School (Miami, Florida).
- × Ranked a four-star prospect by ESPN and a three-star by Rivals.com and Scout.com.
- × Made 26 receptions for 524 yards and contributed 10 total touchdowns as a senior.
- × Born Jesus Wilson on January, 25, 1995 in Miami, Florida.

# 2017 ALPHABETICAL ROSTER

No.	Name	Pos.	Ht.	Wt.	Birthdate	NFL Exp.	College	Hometown	16 GP/GS.
38	Adjei-Barimah, Jude	CB	5-11	200	7/21/1992	3	Bowling Green	Columbus, OH	10/1
19	Aguayo, Roberto	K	6-0	207	5/17/1994	2	Florida State	Mascotte, FL	16/0
58	Alexander, Kwon	LB	6-1	227	8/3/1994	3	LSU	Oxford, AL	16/16
61	Allen, Josh	OL	6-3	315	12/30/1991	1	Louisiana-Monroe	Cedar Hill, TX	0/0
9	Anger, Bryan	P	6-3	205	10/6/1988	6	California	Camarillo, CA	15/0
82	Auclair, Antony	TE	6-6	256	5/28/1993	R	Laval	Quebec, Canada	0/0
91	Ayers Jr., Robert	DE	6-3	275	9/6/1985	9	Tennessee	Jersey City, NJ	12/10
70	Bailey, Sterling	DE	6-3	296	9/13/1992	1	Georgia	Gainesville, GA	0/0
90	Baker, Chris	DT	6-2	320	10/8/1987	6	Hampton	Windsor, CT	16/16*
43	Barber, Peyton	RB	5-11	225	2/27/1994	2	Auburn	Alpharetta, GA	15/1
79	Barnes, Tavaris	DE	6-4	284	11/2/1991	3	Clemson	Jacksonville, FL	0/0
51	Beckwith, Kendell	LB	6-2	243	12/2/1994	R	LSU	Clinton, LA	0/0
77	Bennoch, Caleb	OL	6-5	305	8/8/1994	2	UCLA	Katy, TX	5/1
59	Bond, Devante	LB	6-1	236	7/3/1993	2	Oklahoma	Sacramento, CA	0/0
84	Brate, Cameron	TE	6-5	245	7/3/1991	3	Harvard	Naperville, IL	15/10
44	Brown, Richie	LB	6-2	234	4/15/1994	R	Mississippi State	Long Beach, MS	0/0
49	Bullough, Riley	LB	6-2	228	11/23/1993	R	Michigan State	Traverse City, MI	0/0
23	Conte, Chris	S	6-2	203	2/23/1989	7	California	Los Angeles, CA	14/11
45	Cross, Alan	TE	6-1	235	5/2/1993	2	Memphis	Millington, TN	14/0
54	David, Lavonte	LB	6-1	233	1/23/1990	6	Nebraska	Miami, FL	16/16
69	Dotson, Demar	T	6-9	315	10/11/1985	9	Southern Miss	Alexandria, LA	13/13
17	Dye Jr., Donteea	WR	5-10	195	8/20/1993	2	Heidelberg	Fairfield, OH	1/0
35	Elliott, Javien	CB	5-11	176	7/18/1993	2	Florida State	Panama City, FL	6/1
21	Evans, Justin	S	6-0	199	8/26/1995	R	Texas A&M	Wiggins, MS	0/0
13	Evans, Mike	WR	6-5	231	8/21/1993	4	Texas A&M	Galveston, TX	16/16
14	Fitzpatrick, Ryan	QB	6-2	223	11/24/1982	13	Harvard	Gilbert, AZ	14/11*
30	Fleming, Maurice	CB	5-11	202	12/6/1993	R	West Virginia	Chicago, IL	0/0
2	Folk, Nick	K	6-1	222	11/5/1984	11	Arizona	Hollywood, CA	16/0*
72	Gardner, Cole	T	6-6	301	11/11/1993	R	Eastern Michigan	Batavia, IL	0/0
92	Gholston, William	DL	6-6	281	7/31/1991	5	Michigan State	Detroit, MI	14/14
53	Glantton, Adarius	LB	6-1	230	9/21/1990	3	Florida Atlantic	Lakeland, FL	16/0
12	Godwin, Chris	WR	6-1	209	2/27/1996	R	Penn State	Middletown, DE	0/0
4	Griffin, Ryan	QB	6-5	210	11/17/1989	4	Tulane	Westlake Village, CA	0/0
24	Grimes, Brent	CB	5-10	185	7/19/1983	11	Shippensburg	Philadelphia, PA	16/16
44	Hansbrough, Russell	RB	5-9	195	11/19/1993	1	Missouri	Arlington, TX	2/0
28	Hargreaves III, Vernon	CB	5-10	204	6/3/1995	2	Florida	Tampa, FL	16/16
60	Harrison, Jarvis	G	6-4	330	12/25/1991	2	Texas A&M	Navasota, TX	0/0
68	Hawley, Joe	C	6-3	302	10/22/1988	8	UNLV	Bakersfield, CA	15/15
36	Hicks, Quayvon	RB	6-2	351	7/17/1994	R	Georgia	Blackshear, GA	0/0
80	Howard, O.J.	TE	6-6	251	11/19/1994	R	Alabama	Prattville, AL	0/0
15	Huff, Josh	WR	5-11	206	10/14/1991	4	Oregon	Houston, TX	10/2*
34	Huff, Marqueston	S	5-11	196	4/6/1992	4	Wyoming	Texarkana, TX	11/0*
10	Humphries, Adam	WR	5-11	195	6/24/1993	3	Clemson	Spartanburg, SC	15/4
11	Jackson, DeSean	WR	5-10	175	12/1/1986	10	California	Long Beach, CA	15/15*
46	Johnson, Austin	FB	6-2	240	6/16/1989	3	Tennessee	Hickory, NC	1/0
94	Johnson, George	DE	6-4	265	12/11/1987	6	Rutgers	Glassboro, NJ	0/0
39	Johnson, Isaiah	S	6-0	209	10/14/1992	1	South Carolina	Cary, NC	0/0
78	Kirven, Korren	T	6-5	315	12/10/1994	R	Alabama	Lynchburg, VA	0/0
50	Knox Jr., Jeff	LB	6-2	225	2/22/1992	1	California (Pa.)	Pittsburgh, PA	0/0
75	Lambert, DaVonte	DL	6-2	282	6/23/1994	2	Auburn	Keysville, GA	11/5
70	Liedtke, Mike	OL	6-3	305	1/15/1992	1	Illinois State	Woodstock, IL	0/0
8	Liufau, Sefo	QB	6-3	232	10/19/1994	R	Colorado	Tacoma, WA	0/0
52	Lynch, Cameron	LB	6-0	229	8/4/1993	3	Syracuse	Lawrenceville, GA	12/0

OWNERSHIP

ROSTER

2016 IN REVIEW

HISTORY

RECORDS

SIDELINES

# 2017 ALPHABETICAL ROSTER (CONT.)

74	Marpet, Ali	G	6-4	307	4/17/1993	3	Hobart	Hastings-on-Hudson, NY	
16/16									
22	Martin, Doug	RB	5-9	223	1/13/1989	6	Boise State	Oakland, CA	8/8
16	Martino, Freddie	WR	6-0	195	9/7/1991	2	North Greenville	North, SC	13/0
36	McClain, Robert	CB	5-9	195	7/22/1988	6	Connecticut	Lusby, MD	14/6*
93	McCoy, Gerald	DT	6-4	300	2/25/1988	8	Oklahoma	Oklahoma City, OK	15/15
98	McDonald, Clinton	DT	6-2	297	1/6/1987	8	Memphis	Jacksonville, AR	12/12
33	McNichols, Jeremy	RB	5-9	214	12/26/1995	R	Boise State	Long Beach, CA	0/0
41	Moxey, Jonathan	CB	5-10	188	1/14/1995	R	Boise State	West Palm Beach, CA	0/0
46	Nzeocha, Eric	LB	6-3	218	4/1/1993	R	Wyoming	Neusitz, Germany	0/0
64	Pamphile, Kevin	G	6-5	310	11/27/1990	4	Purdue	Miami, FL	14/14
18	Reedy, Bernard	WR	5-9	175	12/31/1991	1	Toledo	St. Petersburg, FL	0/0
31	Riggs, Cody	CB	5-9	187	12/30/1991	2	Notre Dame	Fort Lauderdale, FL	3/0*
26	Robinson, Josh	CB	5-10	200	1/8/1991	6	UCF	Sunrise, FL	16/0
32	Rodgers, Jacquizz	RB	5-6	205	2/6/1990	7	Oregon State	Richmond, TX	10/5
95	Russell, Ryan	DE	6-5	275	1/17/1992	3	Purdue	Carrollton, TX	8/0
65	Sanborn, Garrison	LS	6-1	240	7/31/1985	9	Florida State	Tampa, FL	16/0*
83	Seales, Ihajuan	WR	6-1	205	11/26/1993	R	Oklahoma State	Port Arthur, TX	0/0
96	Siliga, Sealver	DT	6-2	345	4/26/1990	5	Utah	West Jordan, UT	10/0*
25	Sims, Blake	RB	5-11	218	1/3/1992	1	Alabama	Gainesville, GA	0/0
34	Sims III, Charles	RB	6-0	211	9/19/1990	4	West Virginia	Houston, TX	7/2
76	Smith, Donovan	T	6-6	338	6/23/1993	3	Penn State	Owings Mills, MD	16/16
62	Smith, Evan	OL	6-2	308	7/19/1986	8	Idaho State	Salinas, CA	12/2
56	Smith, Jacques	DE	6-2	260	3/18/1990	4	Missouri	Dallas, TX	1/0
29	Smith, Ryan	S	5-11	189	9/7/1993	2	North Carolina Central	Upper Marlboro, MD	14/0
57	Spence, Noah	DE	6-2	251	1/8/1994	2	Eastern Kentucky	Harrisburg, PA	16/3
88	Stocker, Luke	TE	6-5	253	7/17/1988	7	Tennessee	Berea, KY	12/10
67	Stone, James	C	6-3	291	4/26/1992	3	Tennessee	Nashville, TN	0/0
73	Sweezy, J.R.	G	6-5	298	4/8/1989	5	North Carolina State	Mooresville, NC	0/0
37	Tandy, Keith	S	5-10	205	2/12/1989	6	West Virginia	Hopkinsville, KY	16/5
72	Trattou, Justin	DE	6-4	258	8/28/1988	6	Florida	Ramsey, NJ	16/0*
97	Tu'ikolovatu, Stevie	DT	6-1	320	6/28/1991	R	USC	Salt Lake City, UT	0/0
87	Walker, Derel	WR	6-1	188	6/29/1991	1	Texas A&M	Hillsboro, TX	0/0
71	Ward, Channing	DE	6-4	279	9/17/1992	2	Mississippi	Aberdeen, MS	5/1
81	Westbrook, Tevin	TE	6-5	237	2/17/1993	1	Florida	Cocoanut Creek, FL	0/0
66	Wester, Leonard	T	6-6	305	1/3/1993	2	Missouri Western	Mt. Union, IA	3/0
27	Wilcox, J.J.	S	6-0	212	2/14/1991	5	Georgia Southern	Cairo, GA	13/4*
85	Wilson, Bobo	WR	5-9	186	1/25/1995	R	Florida State	Miami, FL	0/0
3	Winston, Jameis	QB	6-4	231	1/6/1994	3	Florida State	Bessemer, AL	16/16

\* Baker played 15 games with Washington; Fitzpatrick played 14 games with N.Y. Jets; Folk played 16 games with N.Y. Jets; J. Huff played 7 games with Philadelphia; M. Huff played 11 games with Baltimore; Jackson played 15 games with Washington; McClain played 11 games with Carolina and 3 games with San Diego; Riggs played 3 games with Tennessee; Sanborn played 16 games with Buffalo; Siliga played 4 games with Seattle; Trattou played 16 games with Minnesota; Wilcox played 13 games with Dallas

## COACHING STAFF

Head Coach: Dirk Koetter

Assistant Coaches: Nate Kaczor (special teams coordinator); Todd Monken (offensive coordinator/wide receivers); Mike Smith (defensive coordinator);

Mike Bajikian (quarterbacks); Butch Barry (assistant offensive line); Danny Breyer (defensive assistant); Dave Borgonzi (defensive quality control);

Mark Duffner (linebackers); Skyler Fulton (offensive assistant); Zack Grossi (offensive quality control); Jay Hayes (defensive line); Jon Hoke (secondary);

Dave Kennedy (head strength and conditioning); Brett Maxie (defensive backs); Carlos Polk (assistant special teams); Tim Spencer (running backs);

Paul Spicer (assistant defensive line); Ben Steele (tight ends); Joe Vaughn (assistant strength and conditioning); Chad Wade (assistant strength and

conditioning); George Warhop (run game coordinator/offensive line); Andrew Weidinger (assistant wide receivers/game management)

# 2017 NUMERICAL ROSTER

No.	Name	Pos.	No.	Name	Pos.	No.	Name	Pos.
2	Nick Folk	K	36	Quayvon Hicks	RB	70	Sterling Bailey	DE
3	Jameis Winston	QB	36	Robert McClain	CB	70	Mike Liedtke	OL
4	Ryan Griffin	QB	37	Keith Tandy	S	71	Channing Ward	DE
8	Sefo Liufau	QB	38	Jude Adjei-Barimah	CB	72	Cole Gardner	T
9	Bryan Anger	P	39	Isaiah Johnson	S	72	Justin Trattou	DE
10	Adam Humphries	WR	41	Jonathan Moxey	CB	73	J.R. Sweezy	G
11	DeSean Jackson	WR	43	Peyton Barber	RB	74	Ali Marpet	C/G
12	Chris Godwin	WR	44	Richie Brown	LB	75	DaVonte Lambert	DL
13	Mike Evans	WR	44	Russell Hansbrough	RB	76	Donovan Smith	T
14	Ryan Fitzpatrick	QB	45	Alan Cross	TE	77	Caleb Benenoch	OL
15	Josh Huff	WR	46	Austin Johnson	FB	78	Korren Kirven	T
16	Freddie Martino	WR	46	Eric Nzeocha	LB	79	Tavaris Barnes	DE
17	Dontee Dye Jr.	WR	49	Riley Bullough	LB	80	O.J. Howard	TE
18	Bernard Reedy	WR	50	Jeff Knox Jr.	LB	81	Tevin Westbrook	TE
19	Roberto Aguayo	K	51	Kendell Beckwith	LB	82	Antony Auclair	TE
21	Justin Evans	S	52	Cameron Lynch	LB	83	Jhajuan Seales	WR
22	Doug Martin	RB	53	Adarius Glanton	LB	84	Cameron Brate	TE
23	Chris Conte	S	54	Lavonte David	LB	85	Bobo Wilson	WR
24	Brent Grimes	CB	56	Jacquies Smith	DE	87	Derel Walker	WR
25	Blake Sims	RB	57	Noah Spence	DE	88	Luke Stocker	TE
26	Josh Robinson	CB	58	Kwon Alexander	LB	90	Chris Baker	DT
27	J.J. Wilcox	S	59	Devante Bond	LB	91	Robert Ayers Jr.	DE
28	Vernon Hargreaves III	CB	60	Jarvis Harrison	G	92	William Gholston	DL
29	Ryan Smith	CB	61	Josh Allen	OL	93	Gerald McCoy	DT
30	Maurice Fleming	CB	62	Evan Smith	OL	94	George Johnson	DE
31	Cody Riggs	CB	64	Kevin Pamphile	G	95	Ryan Russell	DE
32	Jacquizz Rodgers	RB	65	Garrison Sanborn	LS	96	Sealver Siliga	DT
33	Jeremy McNichols	RB	66	Leonard Wester	T	97	Stevie Tu'ikolovatu	DT
34	Marqueston Huff	S	67	James Stone	C	98	Clinton McDonald	DT
34	Charles Sims III	RB	68	Joe Hawley	C			
35	Javien Elliott	CB	69	Demar Dotson	T			

# 2017 PRONUNCIATION GUIDE

## PLAYERS

Jude Adjei-Barimah	EYE-JAY Buh-REE-muh
Roberto Aguayo	uh-GWHY-oh
Antony Auclair	Anthony Awe-claire
Caleb Benenoch	ben-EN-KNOCK
Riley Bullough	BULL-uh
Chris Conte	con-tee
Lavonte David	luh-VON-tay
Dontee Dye	Don-tay
Javien Elliott	jay-vee-un
William Gholston	GOAL-ston
Adarius Glanton	Uh-Dare-E-Uh
Quayvon Hicks	KWAY-von
Marqueston Huff	mar-QUEST-un
Mike Liedtke	lid-key
Sefo Liufau	seff-oh loo-fow
Ali Marpet	Alley Mar-PET

Eric Nzeocha	en-ZAH-chuh
Kevin Pamphile	PAM-feel
Jacquizz Rodgers	JAH-quiz
Jhajuan Seales	juh-WAHN
Sealver Siliga	silver suh-LING-uh
Jacquies Smith	jah-KWEESE
Justin Trattou	trah-TOE
Stevie Tu'ikolovatu	TOO-ee-koe-loe-VAH-too

## COACHES

Mike Bajakian	buh-JAKE-ian
Dave Borgonzi	bore-GON-zee
Danny Breyer	BRY-er
Nate Kaczor	Kat-sir
Dirk Koetter	Cutter
Todd Monken	Munk-in
Andrew Weidinger	why-ding-er

OWNERSHIP

ROSTER

2016 IN REVIEW

HISTORY

RECORDS

SIDELINES



TAMPA BAY BUCCANEERS

# 2016 IN REVIEW

LB | KWON ALEXANDER



2016 REGULAR SEASON STATISTICS

2016 RECORD:		WON: 9		LOST: 7		ATT
DATE	W/L	SCORE	OPPONENT			
9/11	W	31-24	at Atlanta	69,382		
9/18	L	7-40	at Arizona	64,230		
9/25	L	32-37	LOS ANGELES	55,009		
10/2	L	7-27	DENVER	60,375		
10/10	W	17-14	at Carolina	73,425		
10/23	W	34-17	at San Francisco	70,178		
10/30	L	24-30 (OT)	OAKLAND	61,068		
11/3	L	28-43	ATLANTA	57,797		
11/13	W	36-10	CHICAGO	62,898		
11/20	W	19-17	at Kansas City	72,277		
11/27	W	14-5	SEATTLE	63,674		
12/4	W	28-21	at San Diego	53,832		
12/11	W	16-11	NEW ORLEANS	62,140		
12/18	L	20-26	at Dallas	93,101		
12/24	L	24-31	at New Orleans	73,177		
1/1	W	17-16	CAROLINA	62,037		

		BUCCANEERS		OPP	
TOTAL FIRST DOWNS		340		326	
Rushing		80		102	
Passing		220		203	
Penalty		40		21	
3rd Down: Made/Att.		94/212		67/195	
3rd Down Pct.		43.9%		34.4%	
4th Down: Made/Att.		4/9		8/10	
4th Down Pct.		44.4%		80.0%	
POSSESSION AVG.		30:32		29:28	
TOTAL NET YARDS		5,542		5,887	
Avg. Per Game		346.4		367.9	
Total Plays		1,066		1,013	
Avg. Per Play		5.2		5.8	
NET YARDS RUSHING		1,616		1,875	
Avg. Per Game		101.1		117.2	
Total Rushes		453		427	
NET YARDS PASSING		3,926		4,201	
Avg. Per Game		245.4		250.8	
Sacked/Yards Lost		35/239		38/234	
Gross Yards		4,165		4,246	
Att./Completions		578/355		548/347	
Completion Pct.		61.4		63.3	
Had Intercepted		18		17	
PUNTS/AVERAGE		70/45.9		70/44.4	
NET PUNTING AVERAGE		42.7		40.3	
PENALTIES/YARDS		109/926		121/1,061	
FUMBLES/FUMBLES LOST		19/9		21/12	
TOUCHDOWNS		41		41	
Rushing		8		15	
Passing		29		24	
Returns		4		2	

SCORE BY QUARTERS	1	2	3	4	OT	TOTAL
BUCCANEERS	66	101	99	88	0	354
OPPONENTS	78	114	96	75	0	369

SCORING	TD	R	P	Rt	PAT	2-PT.	FG	S	PTS
R. Aguayo	0	0	0	0	32-34	0	22-31	0	98
M. Evans	12	0	12	0	0-0	2	0-0	0	76
C. Brate	8	0	8	0	0-0	0	0-0	0	48
D. Martin	3	3	0	0	0-0	0	0-0	0	18
A. Humphries	2	0	2	0	0-0	1	0-0	0	14
J. Rodgers	2	2	0	0	0-0	0	0-0	0	12
R. Shepard	2	0	2	0	0-0	0	0-0	0	12
C. Sims	2	1	1	0	0-0	0	0-0	0	12
B. Myers	1	0	1	0	0-0	1	0-0	0	8
K. Alexander	1	0	0	1	0-0	0	0-0	0	6
P. Barber	1	1	0	0	0-0	0	0-0	0	6
C. Conte	1	0	0	1	0-0	0	0-0	0	6
A. Cross	1	0	1	0	0-0	1	0-0	0	6
L. David	1	0	0	1	0-0	0	0-0	0	6
B. Grimes	1	0	0	1	0-0	0	0-0	0	6
F. Martino	1	0	1	0	0-0	1	0-0	0	6
A. Seferian-Jenkins	1	0	1	0	0-0	0	0-0	0	6
J. Winston	1	1	0	0	0-0	0	0-0	0	6
Team	0	0	0	0	0-0	0	0-0	1	2
BUCCANEERS	41	8	29	4	32-34	4-7	22-31	1	354
OPPONENTS	41	15	24	2	34-35	2-5	27-36	2	369

PASSING	ATT.	CMP.	YDS.	CMP%	YDS/ATT
Winston	567	345	4090	60.8	7.21
Glennon	11	10	75	90.9	6.82
BUCCANEERS	578	355	4165	61.4	7.21
OPPONENTS	548	347	4246	63.3	7.75

RUSHING	NO	YDS	AVG	LG	TD
J. Rodgers	129	560	4.3	45	2
D. Martin	144	421	2.9	17	3
P. Barber	55	223	4.1	44t	1
J. Winston	53	165	3.1	14	1
C. Sims	51	149	2.9	23	1
A. Smith	10	47	4.7	8	0
M. James	4	19	4.8	9	0
A. Humphries	5	18	3.6	8	0
R. Shepard	1	9	9.0	9	0
J. Huff	1	5	5.0	5	0

BUCCANEERS	453	1,616	3.6	45	8
OPPONENTS	427	1,875	4.4	42	15

RECEIVING	NO	YDS	AVG	LG	TD
M. Evans	96	1,321	13.8	45t	12
C. Brate	57	660	11.6	38	8
A. Humphries	55	622	11.3	42t	2
C. Sims	24	190	7.9	33	1
R. Shepard	23	341	14.8	24	2
V. Jackson	15	173	11.5	18	0
D. Martin	14	134	9.6	27	0
J. Rodgers	13	98	7.5	21	0
C. Shorts	11	152	13.8	22	0
F. Martino	8	142	17.8	43t	1
B. Myers	7	59	8.4	12	1
A. Smith	6	77	12.8	30	0
A. Cross	6	38	6.3	10	1
P. Barber	5	28	5.6	11	0
L. Stocker	5	23	4.6	11	0
M. James	4	22	5.5	6	1
A. Seferian-Jenkins	3	44	14.7	30t	0
J. Huff	3	41	13.7	17	0

BUCCANEERS	355	4,165	11.7	45t	29
OPPONENTS	347	4,246	12.2	68	24

INTERCEPTIONS	NO	YDS	AVG	LG	TD
B. Grimes	4	37	9.3	31t	1
K. Tandy	4	28	7.0	28	0
C. Conte	2	73	36.5	53	1
B. McDougald	2	32	16.0	32	0
K. Alexander	1	38	38.0	38t	1
A. Verner	1	16	16.0	16	0
L. David	1	15	15.0	15t	1
V. Hargreaves	1	0	0.0	0	0
D. Smith	1	-5	-5.0	-5	0
BUCCANEERS	17	234	13.8	53	4
OPPONENTS	18	253	14.1	60t	1

PUNTING	NO	YDS	AVG	NET	TB	IN20	LG	BK
B. Anger	70	3215	45.9	42.7	5	37	59	0
BUCCANEERS	70	3215	45.9	42.7	5	37	59	0
OPPONENTS	70	3109	44.4	40.3	1	31	67	0

PUNT RETURNS	RET	FC	YDS	AVG	LONG	TD
A. Humphries	24	22	237	9.9	25	0
V. Hargreaves	5	0	29	5.8	12	0

BUCCANEERS	29	22	266	9.2	25	0
OPPONENTS	24	29	128	5.3	20	0

KICKOFF RETURNS	RET	YDS	AVG	LONG	TD
R. Smith	10	169	16.9	24	0
J. Huff	6	72	12.0	26	0
A. Humphries	4	47	11.8	17	0
C. Shorts	1	19	19.0	19	0

BUCCANEERS	21	307	14.6	26	0
OPPONENTS	25	583	23.3	44	0

FIELD GOALS	1-19	20-29	30-39	40-49	50+	L	G
R. Aguayo	0-0	5-5	13-15	4-10	0-1	43	

BUCCANEERS	0-0	5-5	13-15	4-10	0-1	43	
OPPONENTS	0-0	9-9	8-9	6-8	4-10	54	

Aguayo: (43G) (45WR) (41WL) ( ) (35G, 33RU, 35G, 46WL, 38G) (38G, 37G, 50WR) (41G) ( ) (30G, 27G) (31G, 22G, 41G, 36G) (48WR) (31WR, 27G, 35G) (41G, 39G, 26G) (25G, 34G) (35G) (33G, 46WL, 48B)

SACKS: McCoy 7.0, Ayers 6.5, N. Spence 5.5, David 5.0, McDonald 3.5, Alexander 3.0, Gholston 3.0, Adjei-Barimah 2.0, Russell 1.0, Siliga 1.0, A. Spence 0.5.

BUCCANEERS 38.0, OPPONENTS 35.0

FUM/LOST: Winston 10/6, Humphries 3/0, A. Smith 2/1, Brate 1/0, Hawley 1/0, Martin 1/0, Sims 1/0.

OWNERSHIP

PLAYERS

2016 IN REVIEW

HISTORY

RECORDS

SIDELINES

## 2016 DEFENSIVE STATISTICS

Player	Solo Tackles	Assists	Total Tackles	TFL	Sacks/ Yards	QBH	Ints/ Yards	Passes Def.	For. Fum.	Fum. Rec.
Kwon Alexander	108	37	145	12	3.0/8.0	7	1/38	7	1	1
Bradley McDougald	79	13	92	3	-	-	2/32	10	-	1
Lavonte David	67	20	87	17	5.0/39.0	8	1/15	4	4	2
Vernon Hargreaves	68	8	76	3	-	-	1/0	9	1	-
Chris Conte	54	10	64	1	-	-	2/73	5	-	1
Brent Grimes	51	6	57	-	-	-	4/37	24	1	-
Keith Tandy	41	11	52	2	-	-	4/28	9	-	-
William Gholston	37	12	49	9	3.0/24.0	7	-	-	1	1
Clinton McDonald	25	11	36	6	3.5/14.5	5	-	-	-	-
Daryl Smith	28	7	35	3	-	-	1/-5	1	-	1
Gerald McCoy	26	8	34	5	7.0/51.0	14	-	5	2	2
Robert Ayers	21	8	29	7	6.5/38.5	19	-	1	1	-
Jude Adjei-Barimah	22	0	22	1	2.0/16.0	2	-	2	1	-
Noah Spence	16	6	22	2	5.5/33.5	12	-	2	3	-
Akeem Spence	10	9	19	2	0.5/0.5	3	-	-	-	-
DaVonte Lambert	9	5	14	-	-	-	-	-	1	-
Alterraun Verner	11	1	12	-	-	-	1/16	7	-	-
Javien Elliott	8	2	10	1	-	-	-	1	-	-
Adarius Glanton	8	1	9	-	-	-	-	-	-	-
John Hughes	5	1	6	-	-	-	-	-	-	-
Sealver Siliga	3	2	5	1	1.0/3.0	1	-	-	-	-
Channing Ward	1	4	5	-	-	-	-	-	-	-
Ryan Russell	4	0	4	1	1.0/6.0	4	-	-	-	-
Howard Jones	1	0	1	-	-	1	-	-	-	1
Cameron Lynch	0	1	1	-	-	-	-	-	-	-

## 2016 SPECIAL TEAMS STATISTICS

Player	Solo Tackles	Assists	Total Tackles	Fumbles For./Rec.
Josh Robinson	12	0	12	-
Keith Tandy	6	0	6	-/1
Chris Conte	5	0	5	-
Adarius Glanton	4	1	5	-
Alterraun Verner	4	0	4	-
Josh Keyes	3	0	3	-
Bryan Anger	2	0	2	-
Alan Cross	2	0	2	-
Howard Jones	2	0	2	-
Cameron Lynch	2	0	2	-
Russell Shepard	2	0	2	-/1
Peyton Barber	1	1	2	-
Cameron Brate	1	1	2	-
Roberto Aguayo	1	0	1	-
Brandon Myers	1	0	1	-
Ryan Smith	1	0	1	-
Jacquizz Rodgers	1	0	1	-

### Defensive/Special Teams Touchdowns

Kwon Alexander 38-yard interception return vs. L.A. Rams (9/25)  
 Chris Conte 20-yard interception return vs. Chicago (11/13)  
 Lavonte David 15-yard interception return at San Diego, (12/4)  
 Brent Grimes 31-yard interception return vs. Carolina (1/1/17)

### Miscellaneous Tackles

C. Sims 5, J. Hawley 3, A. Marpet 3, K. Pamphile 3, P. Barber 1,  
 C. Brate 1, M. Evans 1, J. Rodgers 1, C. Shorts 1, L. Stocker, 1

### Miscellaneous Fumble Recoveries

J. Winston 3, D. Martin 1, A. Smith 1, L. Wester 1

### Blocked Punts

J. George 1

### Blocked PATs

None

### Blocked Field Goals

None

### Deflected Punts

None

### Safeties

Team (fumble out of end zone) vs. Chicago (11/13)

### Inside Kickoff Recovery

None



# 2016 PRESEASON STATISTICS

2016 RECORD: DATE	W/L	WON: 2 SCORE	LOSS: 2 OPPONENT	ATT
Aug 11	L	9-17	at Philadelphia	69,596
Aug 20	W	27-21	at Jacksonville	59,782
Aug 26	W	30-13	CLEVELAND	46,848
Sept 1	L	13-20	WASHINGTON	42,996

	BUCCANEERS	OPP
TOTAL FIRST DOWNS	82	49
Rushing	16	20
Passing	53	43
Penalty	13	6
3rd Down: Made/Att	19/62	18/60
3rd Down Pct.	30.6%	30.0%
4th Down: Made/Att	4/5	1/4
4th Down Pct.	80.0%	0.0%
POSSESSION AVG.	30:30	29:30
TOTAL NET YARDS	1,280	951
Avg. Per Game	320.0	237.8
Total Plays	288	241
Avg. Per Play	4.4	3.9
NET YARDS RUSHING	311	497
Avg. Per Game	77.8	124.3
Total Rushes	118	108
NET YARDS PASSING	969	424
Avg. Per Game	242.3	124.3
Sacked/Yards Lost	7/59	16/81
Gross Yards	1,028	535
Attempts/Completions	163/90	117/58
Completion Pct.	55.2%	49.6%
Had Intercepted	6	5
PUNTS/AVERAGE	23/45.7	30/48.0
NET PUNTING AVG.	42.8	37.7
PENALTIES/YARDS	26/210	38/294
FUMBLES/BALL LOST	14/3	3/0
TOUCHDOWNS	8	8
Rushing	1	3
Passing	6	4
Returns	1	1

SCORE BY QUARTERS	1	2	3	4	OT	TOTAL
BUCCANEERS	23	27	3	26	0	79
OPPONENTS	27	24	10	10	0	71

SCORING	TD	R	P	Rt	PAT	2-Pl.	FG	S	PTS
R. Aguayo	0	0	0	0	7-8	0	8-10	0	31
M. Evans	2	0	2	0	0-0	0	0-0	0	12
A. Humphries	1	0	0	1	0-0	0	0-0	0	6
M. James	1	0	1	0	0-0	0	0-0	0	6
S. Johnson	1	1	0	0	0-0	0	0-0	0	6
B. Reedy	1	0	1	0	0-0	0	0-0	0	6
R. Shepard	1	0	1	0	0-0	0	0-0	0	6
C. Sims	1	0	1	0	0-0	0	0-0	0	6

BUCCANEERS	8	1	6	1	7-8	0-0	8-10	0	79
OPPONENTS	8	2	4	1	8-8	0-0	5-5	0	71

SACKS: J. Smith 4.0, H. Jones 2.0, Alexander 1.0, Brown 1.0, Gholston 1.0, Keyes 1.0, McDonald 1.0, McFadden 1.0, Rhodes 1.0, A. Spence 1.0, N. Spence 1.0, Ayers 0.5, McCoy 0.5

SACKS: BUCCANEERS 16.0, OPPONENTS 7.0

FIELD GOALS	1-19	20-29	30-39	40-49	50+
Aguayo	0/0	4/4	2/3	1/2	1/1
BUCCANEERS	0/0	4/4	2/3	1/2	1/1
OPPONENTS	0/0	2/2	1/1	2/2	0/0

Murray: (38G) (32WR, 28G, 49WR, 34G) (48G, 21G, 27G) (50G, 22G)

BUCCANEERS: (38G) (32WR, 28G, 49WR, 34G) (48G, 21G, 27G) (50G, 22G)

OPPONENTS: (42G) (1) (35G, 26G) (47G, 23G)

PASSING	ATT	COMP	YDS	COMP%	YDS/ATT
R. Griffin	74	43	429	58.1	5.80
M. Glennon	45	21	215	46.7	4.78
J. Winston	44	26	384	59.1	8.73
BUCCANEERS	163	90	1028	55.2	6.31
OPPONENTS	117	58	535	49.6	4.57

RUSHING	NO	YDS	AVG	LG	TD
P. Barber	39	99	2.5	9	0
R. Hansbrough	22	50	2.3	18	0
C. Sims	9	33	3.7	12	0
D. Martin	9	31	3.4	14	0
S. Johnson	13	30	2.3	17	1
J. Winston	4	24	6.0	10	0
M. James	13	20	1.5	5	0
B. Reedy	2	18	9.0	20	0
R. Shepard	1	6	6.0	6	0
M. Glennon	1	4	4.0	4	0
R. Griffin	5	-4	-0.8	0	0

BUCCANEERS	118	311	2.6	20	1
OPPONENTS	108	497	4.6	60t	3

RECEIVING	NO	YDS	AVG	LG	TD
M. Evans	8	143	17.9	47	2
F. Martino	8	95	11.9	25	0
A. Seferian-Jenkins	8	73	9.1	18	0
P. Barber	7	55	7.9	14	0
R. Hansbrough	7	32	4.6	16	0
B. Reedy	6	63	10.5	24	1
V. Jackson	5	95	19.0	31	0
E. Spencer	5	54	10.8	18	0
J. Krause	4	73	18.3	41	0
S. Johnson	4	59	14.8	24	0
R. Shepard	3	62	20.7	30	1
A. Humphries	3	41	13.7	23	0
M. James	3	37	12.3	26	1
A. Cross	3	27	9.0	12	0
C. Sims	3	16	5.3	12	1
D. Vitale	3	11	3.7	8	0
A. Davis	2	27	13.5	14	0
K. Bell	2	22	11.0	13	0
D. Dye	1	20	20.0	20	0
D. Martin	1	11	11.0	11	0
C. Brate	1	5	5.0	5	0
K. Cartwright	1	4	4.0	4	0
T. Westbrook	1	4	4.0	4	0
B. Myers	1	-1	-1.0	-1	0

BUCCANEERS	90	1028	11.4	47	6
OPPONENTS	58	535	9.2	44	4

INTERCEPTIONS	NO.	YDS	AVG	LG	TD
V. Hargreaves	2	28	14.0	28	0
I. Johnson	1	35	35.0	35	0
J. Banks	1	19	19.0	19	0
R. Smith	1	8	8.0	8	0

BUCCANEERS	5	90	18.0	35	0
OPPONENTS	6	104	17.3	79t	1

PUNTING	NO	YDS	AVG	NET	TB	IN20	LG	BK
B. Anger	15	722	48.1	44.6	0	3	55	0
J. Schum	8	328	41.0	39.5	0	4	52	0

BUCCANEERS	23	1050	45.7	42.8	0	7	55	0
OPPONENTS	30	1440	48.0	37.7	3	10	64	0

PUNT RETURNS	RET	FC	YDS	AVG	LG	TD
A. Humphries	6	1	129	21.5	73t	1
B. Reedy	6	6	79	13.2	43	0
J. Krause	3	3	41	13.7	21	0

BUCCANEERS	15	10	249	16.6	73t	1
OPPONENTS	15	6	65	4.3	13	0

KICKOFF RETURNS	NO	YDS	AVG	LG	TD
D. Dye	4	103	25.8	33	0
B. Reedy	3	61	20.3	22	0
R. Smith	2	44	22.0	25	0
K. Bell	1	16	16.0	16	0

BUCCANEERS	10	224	22.4	33	0
OPPONENTS	6	163	27.2	47	0

PASSING	TD	TD%	INT	INT%	LG	SACK/LOST	RATING
R. Griffin	1	1.4	4	5.4	41	4/24	56.6
M. Glennon	1	2.2	1	2.2	30	2/22	59.0
J. Winston	4	9.1	1	2.3	47	1/13	108.5
BUCCANEERS	6	3.7	6	3.7	47	7/59	71.3
OPPONENTS	4	3.4	5	4.3	44	16/81	56.0

## DEFENSE AND SPECIAL TEAMS LEADERS

PLAYER	TACKLES	PLAYER	SACKS	PLAYER	INTS	PLAYER	SPECIAL TEAMS TACKLES
L. Rhodes	18	J. Smith	4.0	V. Hargreaves	2	I. Johnson	3
A. Glanton	12	H. Jones	2.0	J. Banks	1	H. Jones	3
K. Alexander	11	8 tied	1.0	I. Johnson	1	D. Vitale	3
L. David	10	R. Ayers	0.5	R. Smith	1	Three tied	2
N. Spence	9	G. McCoy	0.5				
W. Gholston	9						



# 2016 GAME-BY-GAME STARTING LINEUPS

DATE	OPP	WR	LT	LG	C	RG	RT	TE	WR	QB	RB	TE	OTHER
9/11	@ATL	Jackson	D. Smith	Pamphile	Hawley	Marpet	Dotson	Stocker	Evans	Winston	Martin	--	Humphries (WR) Humphries (WR)
9/18	@AZ	Jackson	D. Smith	Pamphile	Hawley	Marpet	Dotson	Stocker	Evans	Winston	Martin	--	
9/25	LA	Jackson	D. Smith	Pamphile	Hawley	Marpet	Dotson	Myers	Evans	Winston	Sims	Brate	
10/2	DEN	Jackson	D. Smith	Pamphile	Hawley	Marpet	Dotson	Myers	Evans	Winston	Sims	Brate	
10/10	@CAR	Jackson	D. Smith	Pamphile	Hawley	Marpet	Dotson	Myers	Evans	Winston	Rodgers	Brate	
10/23	@SF	Shorts	D. Smith	Pamphile	Hawley	Marpet	Dotson	Stocker	Evans	Winston	Rodgers	Brate	
10/30	OAK	Humphries	D. Smith	Pamphile	Hawley	Marpet	Dotson	Stocker	Evans	Winston	Rodgers	Myers	
11/3	ATL	Shorts	D. Smith	Pamphile	Hawley	Marpet	Dotson	Stocker	Evans	Winston	Barber	--	Humphries (WR)
11/13	CHI	Shorts	D. Smith	Berrench	E. Smith	Marpet	Dotson	Myers	Evans	Winston	Martin	Cherilus	
11/20	@KC	Shorts	D. Smith	Gottschalk	Hawley	Marpet	Dotson	Myers	Evans	Winston	Martin	Brate	
11/27	SEA	--	D. Smith	Pamphile	Hawley	Marpet	Dotson	Stocker	Evans	Winston	Martin	Brate	Myers (TE)
12/4	@SD	Shorts	D. Smith	Pamphile	Hawley	Marpet	Dotson	Stocker	Evans	Winston	Martin	Brate	
12/11	NO	Shepard	D. Smith	Pamphile	Hawley	Marpet	Cherilus	Myers	Evans	Winston	Martin	Brate	
12/18	@DAL	Shepard	D. Smith	Pamphile	Hawley	Marpet	Cherilus	Stocker	Evans	Winston	Martin	Brate	
12/24	@NO	Shepard	D. Smith	E. Smith	Hawley	Marpet	Pamphile	Stocker	Evans	Winston	Rodgers	Brate	
1/1	CAR	Shepard	D. Smith	Pamphile	Hawley	Marpet	Dotson	Stocker	Evans	Winston	Rodgers	Myers	

DATE	OPP	DE	DT	DT	DE	OLB	MLB	OLB	LCB	RCB	SS	FS	OTHER
9/11	@ATL	Ajers	McCoy	McDonald	Gholston	--	Alexander	David	Grimes	Hargreaves	Conte	McDougald	Verner (CB) Verner (CB)
9/18	@AZ	Ajers	McCoy	McDonald	Gholston	--	Alexander	David	Grimes	Hargreaves	Conte	McDougald	
10/2	DEN	N. Spence	McCoy	McDonald	Gholston	--	Alexander	David	Grimes	Hargreaves	Conte	McDougald	Adjei-Barimah (CB)
10/10	@CAR	Lambert	Ward	A. Spence	Gholston	D. Smith	Alexander	David	Grimes	Hargreaves	Conte	McDougald	
10/23	@SF	Lambert	McCoy	A. Spence	Gholston	D. Smith	Alexander	David	Grimes	Hargreaves	Conte	McDougald	
10/30	OAK	Ajers	McCoy	A. Spence	Gholston	D. Smith	Alexander	David	Grimes	Hargreaves	Conte	McDougald	
11/3	ATL	Ajers	McCoy	A. Spence	Gholston	D. Smith	Alexander	David	Grimes	Hargreaves	Conte	McDougald	
11/13	CHI	Ajers	McCoy	McDonald	Gholston	D. Smith	Alexander	David	Grimes	Hargreaves	Conte	McDougald	
11/20	@KC	Ajers	McCoy	McDonald	Gholston	D. Smith	Alexander	David	Grimes	Hargreaves	Conte	McDougald	
11/27	SEA	Ajers	McCoy	McDonald	Gholston	D. Smith	Alexander	David	Grimes	Hargreaves	Conte	McDougald	
12/4	@SD	N. Spence	McCoy	McDonald	Gholston	--	Alexander	David	Grimes	Hargreaves	Conte	McDougald	Verner (CB)
12/11	NO	Ajers	McCoy	McDonald	Gholston	D. Smith	Alexander	David	Grimes	Hargreaves	Tandy	McDougald	
12/18	@DAL	Ajers	McCoy	McDonald	Gholston	D. Smith	Alexander	David	Grimes	Hargreaves	Tandy	McDougald	
12/24	@NO	Ajers	McCoy	McDonald	Lambert	D. Smith	Alexander	David	Grimes	Hargreaves	Tandy	McDougald	
1/1	CAR	N. Spence	McCoy	McDonald	Lambert	--	Alexander	David	Grimes	Hargreaves	Tandy	McDougald	Elliott (CB)

# 2016 PARTICIPATION CHART

## Legend:

Position Abbreviation Indicates Start (e.g. RCB indicates started at right cornerback)  
 P = Played DNP = Did Not Play IA = Inactive IR = Injured Reserve N = Not on Roster PS = Practice Squad  
 PUP = Phys. Unable to Perform NFI = Res./Non-Football-Injury or Illness RES = Reserve

PLAYER	GP	GS	DNP	IA	TEN	1	2	3	4	5	6	7	8	9	10	11	12	13	14	15	16
Adje-Barmah, Jude	10	1	0	0	0	P	P	P	P	P	P	P	P	P	P	RES	RES	RES	RES	RES	IR
Aguiy, Roberto	16	0	0	0	0	P	P	P	P	P	P	P	P	P	P	P	P	P	P	P	P
Alexander, Kwon	16	16	0	0	0	MLB	PS	PS	MLB	PS	PS	MLB	MLB	PS	PS	MLB	MLB	MLB	MLB	MLB	PS
Allen, Josh	16	0	0	2	0	PS	P	P	P	P	P	P	P	P	P	P	P	P	P	P	P
Anger, Bryan	16	0	0	0	4	DE	DE	IA	IA	IA	IA	DE	DE	DE	DE	DE	DE	DE	DE	DE	P
Banks, Johnathan	5	0	0	2	0	P	P	P	P	P	P	P	P	P	P	P	P	P	P	P	P
Barber, Peyton	14	1	1	1	1	P	IA	IA	IA	IA	IA	IA	IA	IA	IA	IA	IA	IA	IA	IA	P
Benench, Caleb	5	1	0	11	IA	IA	IA	IA	IA	IA	IA	IA	IA	IA	IA	IA	IA	IA	IA	IA	IA
Bond, Devante	0	0	0	2	IA	IA	IA	IA	IA	IA	IA	IA	IA	IA	IA	IA	IA	IA	IA	IA	IR
Brae, Cameron	15	10	0	0	0	P	P	TE	TE	TE	TE	P	P	P	P	TE	TE	TE	TE	TE	IR
Brown, Kourtnei	0	0	0	0	0	N	N	N	N	N	N	N	N	N	N	PS	PS	N	N	N	N
Butler, Jeremy	0	0	0	0	0	PS	PS	PS	PS	PS	PS	P	P	P	P	P	P	P	P	P	P
Butler, Jeremy	14	3	1	1	DNP	P	P	P	P	P	P	P	P	P	P	P	P	P	P	P	P
Cherilus, Gosder	14	0	0	0	0	N	N	N	N	N	N	PS	PS	PS	PS	PS	PS	PS	PS	PS	N
Coe, Rodney	14	11	0	2	S	S	S	S	S	S	S	S	S	S	S	S	S	S	S	S	P
Corte, Chris	14	0	0	0	0	N	N	N	N	N	N	P	P	P	P	P	P	P	P	P	P
Cross, Alan	14	0	0	0	0	N	N	N	N	N	N	WLB	WLB	WLB	WLB	WLB	WLB	WLB	WLB	WLB	P
David, Lavonte	16	16	0	0	0	P	P	P	P	P	P	P	P	P	P	P	P	P	P	P	P
DePaola, Andrew	13	13	0	0	3	RT	RT	RT	RT	RT	RT	RT	RT	RT	RT	RT	RT	RT	RT	RT	IR
Dodson, Demar	0	0	0	0	0	N	N	N	N	N	N	PS	PS	PS	PS	PS	PS	PS	PS	PS	CB
Elliott, Javien	6	1	0	0	1	PS	PS	PS	PS	PS	PS	PS	PS	PS	PS	PS	PS	PS	PS	PS	N
Elston, Tave	16	16	0	0	0	N	N	N	N	N	N	WR	WR	WR	WR	WR	WR	WR	WR	WR	N
Evans, Mike	14	14	0	2	DE	DE	DE	DE	DE	DE	DE	DE	DE	DE	DE	DE	DE	DE	DE	DE	WR
Gholston, William	0	0	0	0	0	N	N	N	N	N	N	N	N	N	N	N	N	N	N	N	N
Gibson, Dontle	0	0	0	0	0	N	N	N	N	N	N	N	N	N	N	N	N	N	N	N	PS
Gibson, Adarius	16	0	0	0	0	P	P	P	P	P	P	P	P	P	P	P	P	P	P	P	P
Genton, Mike	2	0	14	0	0	DNP	DNP	DNP	DNP	DNP	DNP	DNP	DNP	DNP	DNP	DNP	DNP	DNP	DNP	DNP	DNP
Gotschall, Ben	2	1	0	0	0	PS	PS	PS	PS	PS	PS	PS	PS	PS	PS	PS	PS	PS	PS	PS	PS
Griffin, Ryan	0	0	1	15	IA	IA	IA	IA	IA	IA	IA	IA	IA	IA	IA	IA	IA	IA	IA	IA	IR
Grimes, Brent	16	16	0	0	0	CB	CB	CB	CB	CB	CB	CB	CB	CB	CB	CB	CB	CB	CB	CB	CB
Hansbrough, Russell	2	0	0	0	0	PS	N	N	N	N	N	N	N	N	N	N	N	N	N	N	P
Hargreaves III, Vernon	16	16	0	0	0	CB	CB	CB	CB	CB	CB	CB	CB	CB	CB	CB	CB	CB	CB	CB	CB
Hawley, Joe	15	15	0	1	C	C	C	C	C	C	C	C	C	C	C	C	C	C	C	C	C
Huff, Josh	3	0	1	0	0	N	N	N	N	N	N	N	N	N	N	N	N	N	N	N	DNP
Hughes, John	5	0	0	6	N	N	N	N	N	N	N	N	N	N	N	N	N	N	N	N	IA
Humphries, Adam	15	4	0	0	1	WR	N	N	N	N	N	WR	WR	WR	WR	WR	WR	WR	WR	WR	P
Ings, Kendrick	0	0	0	0	0	WR	N	N	N	N	N	N	N	N	N	N	N	N	N	N	PS
Jackson, Vincent	5	5	0	0	0	WR	N	N	N	N	N	N	N	N	N	N	N	N	N	N	IR
James, Mike	4	0	0	0	0	WR	N	N	N	N	N	N	N	N	N	N	N	N	N	N	PS
Johnson, Austin	1	0	0	0	0	N	N	N	N	N	N	N	N	N	N	N	N	N	N	N	PS
Johnson, George	0	0	0	0	0	IR	IR	IR	IR	IR	IR	IR	IR	IR	IR	IR	IR	IR	IR	IR	PS
Johnson, Isaiah	0	0	0	0	0	PS	PS	PS	PS	PS	PS	PS	PS	PS	PS	PS	PS	PS	PS	PS	PS
Jones, Howard	8	0	0	0	0	P	P	P	P	P	P	P	P	P	P	P	P	P	P	P	IR
Kerbyson, Kyler	0	0	0	0	0	N	N	N	N	N	N	N	N	N	N	N	N	N	N	N	PS
Kewes, Josh	4	0	0	0	0	P	P	P	P	P	P	P	P	P	P	P	P	P	P	P	N

OWNERSHIP

PLAYERS

2016 IN REVIEW

HISTORY

RECORDS

SIDELINES

## 2016 PARTICIPATION CHART

## Legend:

Position Abbreviation Indicates Start (e.g. RCB indicates started at right cornerback)

DNP = Did Not Play    IA = Inactive    IR = Injured Reserve    N = Not on Roster    PS = Practice Squad

PUP = Phys. Unable to Perform    NFI = Res./Non-Football-Injury or Illness    RES = Reserve

PLAYER	1	2	3	4	5	6	7	8	9	10	11	12	13	14	15	16
Krause, Jonathan																
Lambert, Davonte																
Liedtke, Michael																
Lynch, Cameron																
Marpel, Ali																
Martin, Doug																
Martino, Freddie																
McCoy, Gerald																
McDonald, Clinton																
McDougald, Bradley																
Murphy, Louis																
Myers, Brandon																
Pamphile, Kevin																
Reedy, Bernard																
Riggs, Cory																
Robinson, Josh																
Rodgers, Jacquizz																
Russell, Ryan																
Seferian-Jenkins, Austin																
Shepard, Russell																
Shorts, Cecil																
Silaga, Seavler																
Sims II, Charles																
Sims, Blake																
Smith, Antonio																
Smith, Daryl																
Smith, Donovan																
Smith, Evan																
Smith, Jacques																
Smith, Ryan																
Spence, Akeem																
Spence, Noah																
Stocker, Luke																
Sweazy, J.R.																
Tandy, Keith																
Vener, Alterraun																
Vitale, Danny																
Ward, Channing																
Westbrook, Terin																
Weston, Leonard																
White, Myles																
Winston, James																
Wright, Major																

# PERSONNEL LOG - 2016 SEASON

January 1	Placed S <b>Chris Conte</b> on Injured Reserve. Promoted LB Devin Eubanks to the active roster from the practice squad.
January 5	Signed C <b>Josh Allen</b> , WR <b>Andre Davis</b> , G <b>Antoine Everett</b> , C <b>Ben Gottschalk</b> , S <b>Gerod Holliman</b> , DE <b>Martin Ifedi</b> , DT <b>Derrick Lott</b> , CB <b>C.J. Roberts</b> , CB <b>Joel Ross</b> .
January 6	Relieved Head Coach <b>Lovie Smith</b> of duties.
January 11	Contract expired for cornerbacks coach <b>Gill Byrd</b> , defensive line coach <b>Joe Cullen</b> , defensive coordinator <b>Leslie Frazier</b> , wide receivers coach <b>Andrew Hayes-Stoker</b> , senior defensive assistant <b>Larry Marmie</b> , linebackers coach <b>Hardy Nickerson</b> , special teams coordinator <b>Kevin O'Dea</b> , safeties coach <b>Mikal Smith</b> and defensive quality control <b>Miles Smith</b> .
January 15	Named <b>Dirk Koetter</b> as head coach. Named <b>Mike Smith</b> as defensive coordinator.
January 19	Named <b>Mark Duffner</b> as linebackers coach, <b>Jay Hayes</b> as defensive line coach, <b>Jon Hoke</b> as secondary coach and <b>Nate Kaczor</b> as special teams coordinator.
January 24	Named <b>Todd Monken</b> as offensive coordinator/wide receivers coach.
January 25	Named <b>Zack Grossi</b> as assistant to the head coach, <b>Brett Maxie</b> as defensive backs coach and <b>Andrew Weidinger</b> as assistant wide receivers/game management
February 5	Signed DT <b>Davon Coleman</b> , DT <b>Cliff Matthews</b> , DE <b>Jermauria Rasco</b> and WR <b>Bernard Reedy</b> . Promoted <b>Brian McLaughlin</b> from team operations assistant to scouting assistant.
February 16	Named <b>John Spytek</b> director of player personnel.
March 7	G <b>Logan Mankins</b> announced retirement.
March 8	Re-signed S <b>Keith Tandy</b> . Released LB <b>Bruce Carter</b> .
March 9	Extended qualifying offers to S <b>Bradley McDougald</b> and WR <b>Russell Shepard</b> . Tendered LS <b>Andrew DePaola</b> , LB <b>Jeremiah George</b> and DE <b>Jacques Smith</b> .
March 11	Signed G <b>J.R. Sweezy</b> .
March 14	Signed DE <b>Robert Ayers Jr.</b> , CB <b>Brent Grimes</b> and CB <b>Josh Robinson</b> . Re-signed S <b>Chris Conte</b> .
March 18	Signed LB <b>Daryl Smith</b> .
March 23	Signed P <b>Bryan Anger</b> .
April 5	LS <b>Andrew DePaola</b> signed exclusive rights contract. S <b>Bradley McDougald</b> signed restricted free agent tender.
April 6	LB <b>Jeremiah George</b> signed exclusive rights contract.
April 11	DE <b>Jacques Smith</b> signed exclusive rights contract. WR <b>Russell Shepard</b> signed restricted free agent tender.
April 19	Signed QB <b>Dan LeFevour</b> .
April 25	Signed RB <b>Storm Johnson</b> .
April 29	Waived WR <b>Andre Davis</b> , LB <b>Darius Eubanks</b> , G <b>Antoine Everett</b> , S <b>Gerod Holliman</b> , DT <b>Derrick Lott</b> , S <b>Kimario McFadden</b> , LB <b>Jermauria Rasco</b> and CB <b>C.J. Roberts</b> .
May 2	Released K <b>Connor Barth</b> . Waived DE <b>Martin Ifedi</b> . Signed RB <b>Peyton Barber</b> , FB <b>Tim Brown</b> , TE <b>Kivon Cartwright</b> , LB <b>Tyson Coleman</b> , FB <b>Alan Cross</b> , T <b>Taylor Fallin</b> , RB <b>Russell Hansbrough</b> , S <b>Traveon Henry</b> , S <b>Isaiah Johnson</b> , DT <b>DaVonte Lambert</b> , LB <b>Cassanova McKinzy</b> , DT <b>Jontavious Morris</b> , LB <b>Luke Rhodes</b> , OL <b>Dominique Robertson</b> , S <b>Elijah Shumate</b> , WR <b>Dez Stewart</b> , DL <b>Channing Ward</b> and T <b>Leonard Wester</b> .
May 5	Signed OL <b>Caleb Benenoch</b> and DB <b>Ryan Smith</b> .
May 6	Signed LB <b>Devante Bond</b> and CB <b>Vernon Hargreaves III</b> .

May 7	Signed TE <b>Danny Vitale</b> .
May 9	Signed LB <b>Micah Awe</b> , DT <b>Travis Britz</b> , WR <b>Andre Davis</b> and T <b>Kelby Johnson</b> . Waived TE <b>Tim Brown</b> , LB <b>Tyson Coleman</b> and DT <b>Jontavious Morris</b> .
May 12	Awarded S <b>John Lowdermilk</b> off of waivers from Minnesota. Signed WR <b>Freddie Martino</b> and DE <b>Noah Spence</b> . Waived S <b>Traveon Henry</b> and WR <b>Dez Stewart</b> .
May 17	Signed DT <b>A.J. Francis</b> . Waived DT <b>Davon Coleman</b> .
May 19	Waived K <b>Patrick Murray</b> .
May 24	Placed S <b>John Lowdermilk</b> on the Reserve/Retired list.
May 26	Signed CB <b>Javien Elliott</b> and S <b>Kimario McFadden</b> .
June 7	Signed K <b>Roberto Aguayo</b> .
July 21	Waived S <b>John Lowdermilk</b> from the Reserve/Retired list
July 23	Awarded WR <b>Jonathan Krause</b> off of waivers from the Philadelphia Eagles. Waived (non-football injury) OL <b>Dominique Robertson</b> .
July 26	Signed OL <b>Joel Hale</b> . Placed WR <b>Louis Murphy</b> and G <b>J.R. Sweezy</b> on Active/Physically Unable to Perform list. Placed S <b>Elijah Shumate</b> on Active/Non-Football Injury list. Waived OL <b>Garrett Gikkey</b> with a failed physical.
July 28	Awarded CB <b>Daniel Davie</b> off of waivers from the Indianapolis Colts. Waived CB <b>Joel Ross</b> .
August 3	Signed OL <b>Caylin Hauptmann</b> . Waived QB <b>Dan LeFevour</b> .
August 4	Activated S <b>Elijah Shumate</b> from the Active/Non-Football Injury list.
August 5	Signed DE <b>Martin Ifedi</b> . Placed DE <b>George Johnson</b> on Injured Reserve
August 6	Waived OL <b>Caylin Hauptmann</b> .
August 8	Signed OL <b>Kelvin Palmer</b> .
August 15	Signed DT <b>Ishmaa'ily Kitchen</b> . Waived (injured) S <b>Elijah Shumate</b> .
August 20	Released S <b>Elijah Shumate</b> with injury settlement.
August 22	Signed T <b>Kyler Kerbyson</b> . Waived LB <b>Cassanova McKinzy</b> . Waived (injured) <b>Kelby Johnson</b> .
August 28	Waived DT <b>Travis Britz</b> , CB <b>Daniel Davie</b> , WR <b>Andre Davis</b> , OL <b>Taylor Fallin</b> , LB <b>Jeremiah George</b> , DE <b>Martin Ifedi</b> , RB <b>Storm Johnson</b> , DT <b>Ishmaa'ily Kitchen</b> , S <b>Kimario McFadden</b> , P <b>Jacob Schum</b> and TE <b>Tevin Westbrook</b> . Released S <b>Major Wright</b> .
August 30	Signed LB <b>Jeremiah George</b> and S <b>Kimario McFadden</b> . Placed WR <b>Louis Murphy</b> and G <b>J.R. Sweezy</b> on Reserve/Physically Unable to Perform list. Waived (injured) WR <b>Dontee Dye</b> . Waived OL <b>Joel Hale</b> .
September 3	Waived C <b>Josh Allen</b> , LB <b>Micah Awe</b> , RB <b>Peyton Barber</b> , DE <b>Kourtnei Brown</b> , CB <b>Javien Elliot</b> , DT <b>A.J. Francis</b> , LB <b>Jeremiah George</b> , C <b>Ben Gottschalk</b> , RB <b>Russell Hansbrough</b> , S <b>Isaiah Johnson</b> , T <b>Kyler Kerbyson</b> , LB <b>Josh Keyes</b> , WR <b>Jonathan Krause</b> , WR <b>Freddie Martino</b> , S <b>Kimario McFadden</b> , OL <b>Kelvin Palmer</b> , LB <b>Luke Rhodes</b> and TE <b>Danny Vitale</b> . Released DT <b>Cliff Matthews</b> . Waived (injured) WR <b>Kenny Bell</b> , TE <b>Kivon Cartwright</b> and WR <b>Bernard Reedy</b> .
September 4	Signed OL <b>Josh Allen</b> , LB <b>Micah Awe</b> , RB <b>Peyton Barber</b> , WR <b>Jeremy Butler</b> , CB <b>Javien Elliot</b> , C <b>Ben Gottschalk</b> , RB <b>Russell Hansbrough</b> , S <b>Isaiah Johnson</b> , LB <b>Josh Keyes</b> and WR <b>Freddie Martino</b> to practice squad.
September 6	Signed WR <b>Cecil Shorts III</b> . Waived WR <b>Evan Spencer</b> .
September 7	Waived (injured) RB <b>Mike James</b> .

- September 8 Promoted RB **Peyton Barber** from the practice squad to the active roster. Signed WR **Evan Spencer** to the practice squad.
- September 9 Released WR **Evan Spencer** from the practice squad.
- September 10 Promoted LB **Josh Keyes** from the practice squad to the active roster. Waived TE **Alan Cross**. Signed TE **Danny Vitale** to the practice squad. Released LB **Micah Awe** from the practice squad.
- September 12 Placed DE **Jacques Smith** on Injured Reserve.
- September 13 Signed RB **Jacquizz Rodgers**. Signed TE **Alan Cross** and LB **Cameron Lynch** to practice squad.
- September 14 Signed DT **Rodney Coe** to the practice squad. Released RB **Russell Hansbrough** from the practice squad.
- September 21 Promoted WR **Freddie Martino** from the practice squad to the active roster. Waived LB **Josh Keyes**. Signed DE **Ryan Russell** to the practice squad.
- September 23 Signed LB **Josh Keyes**. Promoted TE **Alan Cross** from the practice squad to the active roster. Waived TE **Austin Seferian-Jenkins**. Placed LB **Devante Bond** on Injured Reserve.
- September 28 Signed WR **Jonathan Krause** to the practice squad.
- October 3 Signed DT **John Hughes III**. Waived LB **Josh Keyes** and WR **Freddie Martino**.
- October 4 Promoted WR **Jeremy Butler** from the practice squad to the active roster.
- October 5 Signed RB **Russell Hansbrough** and LB **Josh Keyes** to the practice squad. Released WR **Jonathan Krause** from the practice squad.
- October 9 Promoted LB **Cameron Lynch** from the practice squad to the active roster. Waived WR **Jeremy Butler**.
- October 10 Promoted RB **Russell Hansbrough** from the practice squad to the active roster. Placed RB **Charles Sims III** on Injured Reserve.
- October 11 Released LB **Josh Keyes** from the practice squad.
- October 17 Signed RB **Antone Smith**. Waived RB **Russell Hansbrough**. Signed WR **Donteea Dye**, S **Trae Elston**, WR **Freddie Martino** and TE **Tevin Westbrook** to the practice squad.
- October 10 Promoted WR **Donteea Dye** from the practice squad to the active roster. Placed WR **Vincent Jackson** on Injured Reserve. Signed RB **Russell Hansbrough** to the practice squad.
- October 22 Promoted WR **Freddie Martino** from the practice squad to the active roster. Waived WR **Donteea Dye**.
- October 25 Signed WR **Donteea Dye** to the practice squad.
- November 1 Signed RB **Mike James**. Waived CB **Johnthan Banks**.
- November 7 Promoted RB **Russell Hansbrough** from the practice squad to the active roster. Placed DE **Howard Jones** and RB **Antone Smith** on Injured Reserve. Signed WR **Josh Huff** to the practice squad.
- November 12 Promoted C **Ben Gottschalk** and DE **Ryan Russell** from the practice squad to the active roster. Waived RB **Russell Hansbrough**.
- November 15 Signed DE **Kourtnei Brown**, RB **Russell Hansbrough** and OL **Kyler Kerbyson** to the practice squad. Released S **Trae Elston** from the practice squad.
- November 16 Awarded DT **Sealver Siliga** off of waivers from Seattle. Waived DL **Channing Ward**.
- November 18 Signed DL **Channing Ward** to the practice squad. Released DT **Rodney Coe** from practice squad.
- November 22 Promoted OL **Josh Allen** and CB **Javien Elliott** from the practice squad. Placed OL **Ben Gottschalk** on Injured Reserve. Placed CB **Jude Adjei-Barimah** on Reserve/Suspended list. Signed OL **Mike Liedtke**, CB **Cody Riggs** and WR **Myles White** to the practice squad. Released RB **Russell Hansbrough** from practice squad.
- November 28 Released DE **Kourtnei Brown** from the practice squad.
- November 29 Waived RB **Mike James** and waived WR **Louis Murphy** from Reserve/Physically Unable to Perform list. Signed DT **Rodney Coe** to the practice squad.
- November 30 Signed S **Major Wright** from the practice squad.
- December 6 Promoted WR **Josh Huff** from the practice squad to the active roster. Placed WR **Cecil Shorts** on Injured Reserve. Signed WR **Bernard Reedy** to the practice squad.
- December 10 Activated RB **Charles Sims III** from Injured Reserve and promoted WR **Donteea Dye** from the practice squad to the active roster. Waived OL **Josh Allen** and DT **John Hughes III**.
- December 13 Signed DT **John Hughes III**. Released S **Major Wright**.
- December 14 Signed FB **Austin Johnson** to the practice squad.
- December 19 Placed CB **Jude Adjei-Barimah** on Reserve/Commissioner's Exempt list.
- December 21 Promoted WR **Bernard Reedy** from the practice squad to the active roster. Placed WR **Donteea Dye** on Injured Reserve. Signed WR **Kendrick Ings** to the practice squad.
- December 26 Placed CB **Jude Adjei-Barimah** on Injured Reserve. Signed OL **Josh Allen** to the practice squad. Released DT **Rodney Coe** from practice squad.
- December 27 Placed TE **Cameron Brate** on Injured Reserve. Signed RB **Russell Hansbrough** from New York Giants practice squad.
- December 28 Promoted FB **Austin Johnson** from the practice squad to the active roster. Placed RB **Doug Martin** on Reserve/Suspended list. Placed RB **Charles Sims** on Injured Reserve. Signed DE **Deonte Gibson** and RB **Blake Sims** to the practice squad. Released T **Kyler Kerbyson** from the practice squad.
- December 29 Promoted DE **Channing Ward** from the practice squad to the active roster. Signed T **Kyler Kerbyson** to the practice squad.
- December 31 Signed P **Bryan Anger** to a contract extension.

2016 TEAM  
GAME-BY-GAME OFFENSIVE STATISTICS

OFFENSE	@ATL 9/11	@AZ 9/18	LA 9/25	DEN 10/2	@CAR 10/10	@SF 10/23	OAK 10/30	ATL 11/3	CHI 11/13	@KC 11/20	SEA 11/27	@SD 12/4	NO 12/11	@DAL 12/18	@NO 12/24	CAR 1/1
FIRST DOWNS	20	21	30	15	20	27	18	23	22	27	19	20	21	16	23	18
BY RUSHING	5	5	6	3	8	8	3	3	2	5	7	5	5	3	5	7
BY PASSING	12	14	21	9	10	17	9	18	17	19	11	14	11	12	15	11
BY PENALTY	3	2	3	3	2	2	6	2	3	3	1	1	5	1	3	0
3RD DOWN CONVERSIONS	3	5	8	5	6	6	4	8	8	11	4	5	6	4	7	4
3RD DOWN ATTEMPTS	9	13	16	16	15	14	13	14	15	16	11	13	13	12	12	12
4TH DOWN CONVERSIONS	0	0	2	0	0	0	0	1	0	0	0	1	0	0	0	0
4TH DOWN ATTEMPTS	0	1	2	1	0	1	0	2	0	0	0	1	0	1	0	0
TOTAL NET YARDS	371	306	472	215	315	513	270	396	360	442	338	349	270	276	349	300
TOTAL OFFENSIVE PLAYS	60	76	82	66	69	73	61	70	68	74	63	61	63	59	58	63
AVG. GAIN PER PLAY	6.2	4.0	5.8	3.3	4.6	7.0	4.4	5.7	5.3	6.0	5.4	5.7	4.3	4.7	6.0	4.8
NET YARDS RUSHING	90	85	83	72	113	249	102	70	80	116	118	81	104	52	89	112
TOTAL RUSHING PLAYS	28	21	22	26	37	41	27	20	31	34	35	30	35	20	21	25
AVG. GAIN PER RUSH	3.2	4.0	3.8	2.8	3.1	6.1	3.8	3.5	2.6	3.4	3.4	2.7	3.0	2.6	4.2	4.5
NET YARDS PASSING	281	221	389	143	202	264	168	326	280	326	220	268	166	224	260	188
SACKED	0	3	2	5	2	2	2	2	4	1	0	1	2	4	2	3
YARDS LOST ON SACKS	0	22	16	36	17	5	12	10	32	5	0	12	18	23	17	14
GROSS YARDS PASSING	281	243	405	179	219	269	180	336	312	331	220	280	184	247	277	202
PASS COMPLETIONS	23	27	36	17	18	21	16	33	23	24	21	20	16	17	23	20
PASS ATTEMPTS	32	52	58	35	30	30	32	48	33	39	28	30	26	35	35	35

SIDELINES	RECORDS				HISTORY				2016 IN REVIEW				PLAYERS				OWNERSHIP			
	@ATL	@AZ	LA	DEN	@CAR	@SF	OAK	ATL	CHI	@KC	SEA	@SD	NO	@DAL	@NO	CAR				
OFFENSE	9/11	9/18	9/25	10/2	10/10	10/23	10/30	11/3	11/13	11/20	11/27	12/4	12/11	12/18	12/24	1/1				
PERCENTAGE	71.9	51.9	62.1	48.6	60.0	70.0	50.0	68.8	69.7	61.5	75.0	66.7	61.5	48.6	65.7	57.1				
INTERCEPTIONS	1	4	1	2	0	1	0	0	1	0	1	1	0	3	2	1				
FUMBLES	0	1	2	2	1	2	2	2	0	2	2	0	0	2	0	1				
FUMBLES LOST	0	1	1	1	0	0	0	2	0	1	1	0	0	1	0	1				
TURNOVERS	1	5	2	3	0	1	0	2	1	1	2	1	0	4	2	2				
PENALTIES	6	5	9	9	5	7	6	11	9	7	7	6	7	3	7	5				
PENALTY YARDS	48	39	80	69	40	78	64	85	85	42	68	35	65	35	63	30				
PUNTS	5	6	4	7	5	3	8	3	5	2	4	2	4	4	3	5				
GROSS PUNTING AVG.	49.4	47.0	47.8	46.6	45.0	39.0	48.0	47.7	42.8	40.0	40.0	54.0	46.3	42.8	51.0	45.8				
NET PUNTING AVG.	45.0	42.5	44.8	42.0	43.8	39.0	41.4	47.3	43.4	20.0	40.0	48.0	39.8	42.8	51.0	45.8				
TD RUSHING	0	0	1	1	0	1	1	0	1	0	0	1	1	0	1	0				
TD PASSING	4	1	3	0	1	3	2	4	2	1	2	1	0	2	2	1				
TD RETURNS	0	0	1	0	0	0	0	0	1	0	0	1	0	0	0	1				
2-PT. CONVERSIONS MADE	0	0	0	0	1	0	1	1	0	0	0	1	0	0	0	0				
2-PT. CONVERSIONS ATT.	0	0	2	0	1	0	1	2	0	0	0	1	0	0	0	0				
FIELD GOALS MADE	1	0	0	0	3	2	1	0	2	4	0	2	3	2	1	1				
FIELD GOAL ATTEMPTS	1	1	1	0	5	3	1	0	2	4	1	3	3	2	1	3				
SAFETIES	0	0	0	0	0	0	0	0	1	0	0	0	0	0	0	0				
TOTAL POINTS	31	7	32	7	17	34	24	28	36	19	14	28	16	20	24	17				
TIME OF POSSESSION	27:37	30:57	33:36	28:36	34:09	33:49	29:03	26:32	37:09	35:18	33:39	31:41	33:15	23:56	28:24	27:36				

2016 TEAM  
GAME-BY-GAME DEFENSIVE STATISTICS

DEFENSE	@ATL 9/11	@AZ 9/18	LA 9/25	DEN 10/2	@CAR 10/10	@SF 10/23	OAK 10/30	ATL 11/3	CHI 11/13	@KC 11/20	SEA 11/27	@SD 12/4	NO 12/11	@DAL 12/18	@NO 12/24	CAR 1/1
FIRST DOWNS	19	20	18	22	20	20	27	31	15	19	16	18	14	24	25	18
BY RUSHING	2	4	8	4	5	11	6	9	6	6	6	8	2	10	9	6
BY PASSING	16	15	8	14	14	8	19	20	8	12	9	9	10	14	15	12
BY PENALTY	1	1	2	4	1	1	2	2	1	1	1	1	2	0	1	0
THIRD DOWN CONVERSIONS	3	6	6	3	1	6	7	6	2	4	1	4	4	5	5	4
THIRD DOWN ATTEMPTS	13	14	13	13	8	15	18	10	11	8	11	8	13	13	12	15
FOURTH DOWN CONVERSIONS	1	0	0	0	1	1	1	0	0	0	1	0	1	0	0	2
FOURTH DOWN ATTEMPTS	2	0	0	0	1	1	1	0	0	0	1	0	2	0	0	2
TOTAL NET YARDS	374	416	320	307	414	273	626	461	283	343	245	330	294	449	417	335
TOTAL OFFENSIVE PLAYS	64	65	60	67	53	66	85	70	54	52	61	53	58	71	67	67
AVG. GAIN PER PLAY	5.8	6.4	5.3	4.6	7.8	4.1	7.4	6.6	5.2	6.6	4.0	6.2	5.1	6.3	6.2	5.0
NET YARDS RUSHING	52	105	137	89	136	160	128	136	122	82	127	119	46	185	123	128
TOTAL RUSHING PLAYS	22	30	33	32	25	28	24	34	20	21	22	25	16	32	31	32
AVG. GAIN PER RUSH	2.4	3.5	4.2	2.8	5.4	5.7	5.3	4.0	6.1	3.9	5.8	4.8	2.9	5.8	4.0	4.0
NET YARDS PASSING	322	311	183	218	278	113	498	325	161	261	118	211	248	264	294	207
SACKED	3	1	1	4	0	4	2	2	4	0	6	2	1	3	2	3
YARDS LOST ON SACKS	12	4	7	20	0	30	15	19	21	0	33	14	9	15	5	30
GROSS YARDS PASSING	334	315	190	238	278	143	513	344	182	261	151	225	257	279	299	237
PASS COMPLETIONS	27	18	14	19	18	16	40	25	16	24	17	15	25	32	23	18
PASS ATTEMPTS	39	34	26	31	28	34	59	34	30	31	33	26	41	36	34	32



SIDELINES	RECORDS				HISTORY				2016 IN REVIEW				PLAYERS				OWNERSHIP			
	@ATL	@AZ	LA	DEN	@CAR	@SF	OAK	ATL	CHI	@KC	SEA	@SD	NO	@DAL	@NO	CAR				
DEFENSE	9/11	9/18	9/25	10/2	10/10	10/23	10/30	11/3	11/13	11/20	11/27	12/4	12/11	12/18	12/24	1/1				
PERCENTAGE	69.2	52.9	53.8	61.3	64.3	47.1	67.8	73.5	53.3	77.4	51.5	57.7	61.0	88.9	67.6	56.3				
INTERCEPTIONS	0	0	1	0	2	1	0	0	2	1	2	2	3	0	0	3				
FUMBLES	0	0	1	0	2	4	1	3	3	2	2	0	0	2	1	0				
FUMBLES LOST	0	0	1	0	2	2	1	1	2	1	1	0	0	1	0	0				
TURNOVERS	0	0	2	0	4	3	1	1	4	2	3	2	3	1	0	3				
PENALTIES	7	3	8	9	7	4	23	6	9	5	2	6	13	8	7	4				
PENALTY YARDS	74	30	69	88	60	31	200	34	74	30	27	45	104	91	59	45				
PUNTS	5	6	5	7	4	6	6	0	5	3	7	3	4	2	3	4				
GROSS PUNTING AVG.	38.6	46.5	51.2	47.1	44.3	42.3	40.0	--	43.6	43.3	47.1	42.3	51.3	41.0	41.3	41.0				
NET PUNTING AVG.	38.6	39.3	46.0	41.9	36.3	39.8	40.0	--	42.6	39.0	40.3	35.3	47.5	41.0	33.3	39.3				
TD RUSHING	0	1	2	1	2	1	0	1	0	1	0	1	0	2	2	1				
TD PASSING	2	3	2	2	0	1	4	4	1	1	0	2	0	0	1	1				
TD RETURNS	0	1	1	0	0	0	0	0	0	0	0	0	0	0	0	0				
2-PT. CONVERSIONS MADE	1	0	0	0	0	0	0	0	0	0	0	0	0	0	1	0				
2-PT. CONVERSIONS ATT.	1	0	1	0	0	0	0	1	0	0	0	0	0	0	1	1				
FIELD GOALS MADE	3	2	1	2	0	1	1	3	1	1	1	0	3	4	3	1				
FIELD GOAL ATTEMPTS	3	2	1	2	1	1	3	3	1	1	1	1	3	6	3	4				
SAFETIES	0	0	0	0	0	0	0	0	0	0	1	0	1	0	0	0				
TOTAL POINTS	24	40	37	27	14	17	30	43	10	17	5	21	11	26	31	16				
TIME OF POSSESSION	32:23	29:03	26:24	31:24	25:51	26:11	44:12	29:03	22:51	24:42	26:21	28:19	26:45	36:04	31:36	32:24				

# 2016 INDIVIDUAL GAME-BY-GAME STATISTICS

## 2016 Game-By-Game Rushing

	PETYON BARBER					DOUG MARTIN					JACQUIZZ RODGERS					CHARLES SIMS					JAMEIS WINSTON				
	NO	YDS	AVG	LG	TDS	NO	YDS	AVG	LG	TDS	NO	YDS	AVG	LG	TDS	NO	YDS	AVG	LG	TDS	NO	YDS	AVG	LG	TDS
9/11	0	0	0.0	0	0	18	62	3.4	17	0	2	29	14.5	24	0	9	23	2.3	5	0	4	3	0.8	4	0
9/18	0	0	--	Inactive --	0	7	23	3.3	12	0	5	15	3.0	4	0	9	24	2.7	9	0	3	9	3.0	8	0
9/25	0	0	0.0	0	0	0	--	Inactive --	--	0	6	25	4.2	12	0	13	55	4.2	23	1	4	13	3.3	10	0
10/2	0	0	0.0	0	0	0	--	Inactive --	--	0	6	25	4.2	12	0	15	28	1.9	6	0	5	19	3.8	8	1
10/10	3	6	2.0	3	0	0	--	Inactive --	--	0	30	101	3.4	13	0	--	Injured Reserve --	--	--	--	4	6	1.5	6	0
10/23	12	84	7.0	44	1	0	--	Inactive --	--	0	26	154	5.9	45	0	--	Injured Reserve --	--	--	--	1	-1	-1.0	-1	0
10/30	1	1	1.0	1	0	0	--	Inactive --	--	0	19	69	3.6	12	1	--	Injured Reserve --	--	--	--	3	16	5.3	9	0
11/3	11	31	2.8	8	0	0	--	Inactive --	--	0	--	--	--	--	0	--	Injured Reserve --	--	--	--	3	11	3.7	14	0
11/13	12	38	3.2	7	0	16	33	2.1	10	1	--	--	--	--	0	--	Injured Reserve --	--	--	--	0	0	0.0	0	0
11/20	4	22	5.5	7	0	24	63	2.6	12	0	--	--	--	--	0	--	Injured Reserve --	--	--	--	5	22	4.4	12	0
11/27	5	16	3.2	7	0	23	87	3.8	11	0	--	--	--	--	0	--	Injured Reserve --	--	--	--	5	12	2.4	8	0
12/4	2	6	3.0	4	0	17	45	2.6	15	1	7	29	4.1	14	0	4	17	4.3	12	0	4	1	0.3	5	0
12/11	0	0	0.0	0	0	23	66	2.9	8	1	2	0	0.0	1	0	3	4	1.3	8	0	1	6	6.0	6	0
12/18	0	0	0.0	0	0	16	42	2.6	8	0	15	63	4.2	13	1	3	12	4.0	12	0	3	14	4.7	8	0
12/24	0	0	0.0	0	0	--	--	Inactive --	--	0	17	75	4.4	26	0	--	Injured Reserve --	--	--	--	3	18	6.0	10	0
1/1	5	19	3.8	6	0	--	Reserve/Suspended --	--	--	3	129	560	4.3	45	2	51	149	2.9	23	1	53	165	3.1	14	1
Totals	65	223	4.1	44	1	144	421	2.9	17	3	129	560	4.3	45	2	51	149	2.9	23	1	53	165	3.1	14	1

## 2016 Game-By-Game Passing

MIKE GLENNON																JAMEIS WINSTON															
	ATT	CMP	YDS	PCT	TDS	INTS	SKD	YDS	ATT	CMP	YDS	PCT	TDS	INTS	SKD	YDS															
9/11				--	Did Not Play	--			32	23	281	71.9	4	1	0	0															
9/18				--	Did Not Play	--			52	27	243	51.9	1	4	3	22															
9/25				--	Did Not Play	--			58	36	405	62.1	3	1	2	16															
10/2				--	Did Not Play	--			35	17	179	48.6	0	2	5	36															
10/10				--	Did Not Play	--			30	18	219	60.0	1	0	2	17															
10/23				--	Did Not Play	--			30	21	269	70.0	3	1	2	5															
10/30				--	Did Not Play	--			32	16	180	50.0	2	0	2	12															
11/3	11	10	75	90.9	1	0	0	0	37	23	261	62.2	3	0	2	10															
11/13				0.0	0	0	0	0	33	23	312	69.7	2	1	4	32															
11/20				--	Did Not Play	--			39	24	331	61.5	1	0	1	5															
11/27				--	Did Not Play	--			28	21	220	75.0	2	1	0	0															
12/4				--	Did Not Play	--			30	20	280	66.7	1	1	1	12															
12/11				--	Did Not Play	--			26	16	184	61.5	0	0	2	18															
12/18				--	Did Not Play	--			35	17	247	48.6	2	3	4	23															
12/24				--	Did Not Play	--			35	23	277	65.7	2	2	2	17															
1/1	11	10	75	90.9	1	0	0	0	35	20	202	57.1	1	1	3	14															
Totals	11	10	75	90.9	1	0	0	0	567	345	4090	60.8	28	18	35	239															

## 2016 Game-By-Game Receiving

2016 INDIVIDUAL  
GAME-BY-GAME STATISTICS

	CAM BRATE					ALAN CROSS					MIKE EVANS					ADAM HUMPHRIES					VINCENT JACKSON					DOUG MARTIN				
	NO	YDS	AVG	LG	TDS	NO	YDS	AVG	LG	TDS	NO	YDS	AVG	LG	TDS	NO	YDS	AVG	LG	TDS	NO	YDS	AVG	LG	TDS					
9/11	3	30	10.0	17	0	--	Not On team	--	5	99	19.8	45	1	3	34	11.3	26	0	2	18	9.0	11	0	5	34	6.8	14	0		
9/18	3	16	5.3	15	0	0	0	0	6	70	11.7	19	1	6	67	11.2	24	0	4	44	11.0	15	0	0	0	0.0	0	0		
9/25	5	46	9.2	20	2	0	0	0	0	132	13.2	19	1	9	100	11.1	31	0	3	37	12.3	16	0	--	Inactive---	--	--	Inactive---		
10/2	5	67	13.4	19	0	0	0	0	0	5	59	11.8	25	0	1	4	4.0	4	0	3	38	12.7	18	0	--	Inactive---	--	--	Inactive---	
10/10	1	38	38.0	38	0	1	5	5.0	5	89	14.8	26	1	1	11	11.0	11	0	3	36	12.0	17	0	--	Inactive---	--	--	Inactive---		
10/23 @San Francisco	3	29	9.7	17	0	0	0	0	0	8	96	12.0	31	2	2	17	8.5	11	0	--	Injured Reserve---	--	--	--	Inactive---	--	--	Inactive---		
10/30 OAKLAND	3	22	7.3	17	1	0	0	0	0	4	50	12.5	18	0	3	58	19.3	42	0	--	Injured Reserve---	--	--	--	Inactive---	--	--	Inactive---		
11/3 ATLANTA	5	43	8.6	17	1	0	0	0	0	11	150	13.6	28	2	5	46	9.2	12	1	1	--	Injured Reserve---	--	1	13	13.0	13	0		
11/13 CHICAGO	7	84	12.0	16	1	0	0	0	0	4	66	16.5	39	0	5	46	9.2	14	0	--	Injured Reserve---	--	3	42	14.0	27	0			
11/20 @Kansas City	2	18	9.0	10	1	0	3	3.0	3	1	6	105	17.5	31	0	4	47	11.8	18	0	--	Injured Reserve---	--	2	3	1.5	5	0		
11/27 SEATTLE	4	49	12.3	27	0	1	10	10.0	10	0	8	104	13.0	26	2	1	18	18.0	18	0	--	Injured Reserve---	--	2	3	1.5	5	0		
12/4 @San Diego	6	86	14.3	38	1	1	8	8.0	8	0	3	38	12.7	22	0	2	19	9.5	12	0	--	Injured Reserve---	--	1	23	23.0	23	0		
12/11 NEW ORLEANS	4	47	11.8	18	0	0	0	0	0	4	42	10.5	13	0	1	--	Inactive---	--	--	--	Injured Reserve---	--	2	19	9.5	11	0			
12/18 @Dallas	5	73	14.6	22	1	1	7	7.0	7	0	4	59	14.8	38	0	2	49	24.5	42	1	--	Injured Reserve---	--	0	0	0.0	0	0		
12/24 @New Orleans	1	12	12.0	12	1	1	5	5.0	5	0	7	97	13.9	34	1	1	12	12.0	12	0	--	Injured Reserve---	--	0	0	0.0	0	0		
1/1 CAROLINA	--	Injured Reserve---	--	--	--	0	0	0	0	5	65	13.0	22	1	10	94	9.4	28	0	--	Injured Reserve---	--	--	--	Inactive---	--	--	Inactive---		
Totals	57	660	11.6	38	8	6	38	6.3	10	1	96	1321	13.8	45	12	55	622	11.3	42	2	15	173	11.5	18	0	14	134	9.6	27	0

	FREDDIE MARTINO					BRANDON MYERS					JACQUIZZ RODGERS					RUSSELL SHEPARD					CECIL SHORTS					CHARLES SIMS						
	NO	YDS	AVG	LG	TDS	NO	YDS	AVG	LG	TDS	NO	YDS	AVG	LG	TDS	NO	YDS	AVG	LG	TDS	NO	YDS	AVG	LG	TDS	NO	YDS	AVG	LG	TDS		
9/11		--	Not on Team	--	--	1	4	4.0	4	1																						
9/18		--	Not on Team	--	--	0	0	0	0	0																						
9/25		0	0	0.0	0	1	7	7.0	7	0	1	8	8.0	8	0	1	8	8.0	8	0	1	2	16	8.0	10	0	1	12	12.0	12	0	
10/2		0	0	0.0	0	0	0	0	0	0	1	4	4.0	4	0	0	0	0	0	0	0	0	6	6.0	6	0	0	4	4.0	4	0	
10/10		--	Not on Team	--	--	1	12	12.0	12	0	5	28	5.6	11	0	0	0	0	0	0	0	0	0	0	0	0	0	2	7	3.5	9	0
10/23		0	0	0.0	0	0	0	0	0	1	9	9.0	9	0	5	77	15.4	20	1	0	0	0	0	0	0	0	0	0	0	0	0	0
10/30		0	0	0.0	0	0	0	0	0	0	1	9	9.0	9	0	24	12.0	19	1	0	0	0	0	0	0	0	0	0	0	0	0	0
11/3		1	9	9.0	9	0	0	0	0	0		--	Inactive	--	--	Inactive	--	1	20	20.0	20	0	38	19.0	22	0	--	Injured Reserve	--	--	Injured Reserve	--
11/13		1	43	43.0	43	1	1	6	6.0	6	0		--	Inactive	--	3	54	18.0	19	0	5	62	12.4	19	0	--	Injured Reserve	--	--	Injured Reserve	--	
11/20		0	0	0.0	0	0	0	0	0	0		--	Inactive	--	2	23	11.5	18	0	1	6	6.0	6	0	0	--	Injured Reserve	--	--	Injured Reserve	--	
11/27		0	0	0.0	0	0	0	0	0	0	1	21	21.0	21	0	1	15	15.0	15	0	1	14	14.0	14	0	--	Injured Reserve	--	--	Injured Reserve	--	
12/4		4	56	14.0	17	0	0	0	0	0	0		0	0	0	1	17	17.0	17	0	0	--	Injured Reserve	--	3	33	11.0	13	0	0	0	
12/11		0	0	0.0	0	0	0	0	0	0	0		--	Inactive	--	1	19	19.0	19	0	0	--	Injured Reserve	--	3	15	5.0	7	0	0	0	
12/18		0	25	25.0	25	0	0	0	0	0	0		--	Inactive	--	3	61	20.3	24	0	0	--	Injured Reserve	--	4	30	7.5	13	0	0	0	
12/24		0	0	0.0	0	0	21	10.5	12	0	2	15	7.5	12	0	3	61	20.3	24	0	0	--	Injured Reserve	--	4	30	7.5	13	0	0	0	
1/1		8	9	9.0	9	0	0	0	0	1	4	4.0	4	0	2	29	14.5	20	0	0	--	Injured Reserve	--	--	--	Inactive	--	--	Injured Reserve	--		
Totals		8	142	17.8	43	1	7	59	8.4	12	1	13	98	7.5	21	0	23	341	14.8	24	2	11	152	13.8	22	0	24	190	7.9	33	1	1

## 2016 Game-By-Game Defense

	JUDE ADJEI-BARIAMAH							KWON ALEXANDER							ROBERT AYERS							CHRIS CONTE							LAVONTE DAVID												
	Solo	Asst.	Tack.	Sack	INT	PD	FF	FR	Solo	Asst.	Tack.	Sack	INT	PD	FF	FR	Solo	Asst.	Tack.	Sack	INT	PD	FF	FR	Solo	Asst.	Tack.	Sack	INT	PD	FF	FR	Solo	Asst.	Tack.	Sack	INT	PD	FF	FR	
9/11	1	0	1	0.0	0	1	0	0	15	2	17	1.0	0	0	0	0	2	0	2	1.0	0	0	0	0	6	4	10	0.0	0	0	0	0	6	2	8	0.0	0	0	0	0	
9/18	0	0	0	0.0	0	0	0	0	6	1	7	0.0	0	0	0	0	2	0	7	0	0	0	0	0	7	0	7	0.0	0	0	0	0	0	0	0	0	0	0	0	0	
9/25	0	0	0	0.0	0	0	0	0	6	1	7	0.0	1	1	0	0	-- Inactive --	0	0	-- Inactive --	0	0	0	0	6	2	8	0.0	0	0	0	1	7	1	8	1.0	0	1	0	0	
10/2	1	0	1	0.0	0	1	0	0	3	2	5	0.0	1	0	0	0	-- Inactive --	0	0	-- Inactive --	0	0	0	0	4	0	4	0.0	0	0	0	4	1	5	0.0	0	1	0	0		
10/10	3	0	3	0.0	0	0	0	0	3	2	5	0.0	1	0	0	0	-- Inactive --	0	0	-- Inactive --	0	0	0	0	3	1	4	0.0	0	0	0	4	1	5	0.0	0	1	0	0		
10/23	6	0	6	1.0	0	1	0	7	7	2	9	0.0	0	0	0	0	-- Inactive --	1	0	-- Inactive --	0	0	0	0	1	1	2	0.0	0	0	0	7	1	8	0.0	0	1	1	0		
10/30	6	0	6	1.0	0	0	0	0	14	0	14	0.0	1	0	0	0	1	0	1	0.0	0	0	0	0	4	0	4	0.0	0	1	0	6	0	6	0.0	0	0	0	0		
11/3	4	0	4	0.0	0	0	0	0	3	3	6	0.0	0	0	0	0	0	2	2	0.0	0	0	0	0	4	0	4	0.0	0	1	0	4	0	4	0.0	0	0	0	0		
11/13	1	0	1	0.0	0	0	0	0	4	1	5	0.0	0	0	0	0	5	1	6	1.5	0	1	0	0	5	2	7	0.0	1	1	0	1	1	2	0.0	0	0	0	0		
11/20	0	0	0	0.0	0	0	0	0	6	1	7	0.0	0	0	0	0	1	1	2	1.0	0	0	0	0	6	0	6	0.0	1	1	0	3	1	4	0.0	0	1	1	0		
11/27	-- Reserve/Suspended --	-- Reserve/Suspended --	-- Reserve/Suspended --	-- Reserve/Suspended --	-- Reserve/Suspended --	-- Reserve/Suspended --	-- Reserve/Suspended --	-- Reserve/Suspended --	5	2	7	0.0	0	0	0	0	2	1	3	1.0	0	0	0	0	7	0	7	0.0	0	0	0	0	5	2	7	0.0	0	1	1	0	
12/4	-- Reserve/Suspended --	-- Reserve/Suspended --	-- Reserve/Suspended --	-- Reserve/Suspended --	-- Reserve/Suspended --	-- Reserve/Suspended --	-- Reserve/Suspended --	-- Reserve/Suspended --	6	1	7	0.0	0	1	0	0	3	0	3	1.0	0	0	0	0	0	0	-- Inactive --	-- Inactive --	-- Inactive --	-- Inactive --	-- Inactive --	-- Inactive --	-- Inactive --	2	1	3	0.0	1	2	0	0
NEW ORLEANS	12/11	-- Reserve/Suspended --	-- Reserve/Suspended --	-- Reserve/Suspended --	-- Reserve/Suspended --	-- Reserve/Suspended --	-- Reserve/Suspended --	-- Reserve/Suspended --	11	10	21	0.0	0	1	0	0	0	0	0	3	0.0	0	0	0	0	0	0	0	0	0	0	0	5	4	9	1.0	0	0	0	1	
12/18	-- Reserve/Suspended --	-- Reserve/Suspended --	-- Reserve/Suspended --	-- Reserve/Suspended --	-- Reserve/Suspended --	-- Reserve/Suspended --	-- Reserve/Suspended --	-- Reserve/Suspended --	5	5	10	0.0	0	2	0	0	1	0	1	0.0	0	0	0	0	1	0	1	0.0	0	0	0	6	1	7	1.0	0	0	0	0	0	
12/24	-- Reserve/Suspended --	-- Reserve/Suspended --	-- Reserve/Suspended --	-- Reserve/Suspended --	-- Reserve/Suspended --	-- Reserve/Suspended --	-- Reserve/Suspended --	-- Reserve/Suspended --	6	4	10	0.0	0	1	0	0	2	1	3	1.0	0	1	0	0	0	0	0	0	0	0	0	0	5	1	6	2.0	0	0	0	0	
1/1	22	0	22	2.0	0	2	1	0	108	37	145	3.0	1	7	1	1	21	8	29	6.5	0	1	0	0	54	10	64	0.0	2	5	0	1	67	20	87	5.0	1	4	2	2	
Totals																																									

	JAVEN ELLIOTT							WILL GHOLSTON							BRENT GRIMES							VERNON HARGREAVES III							DAVONTE LAMBERT															
	Solo	Asst.	Tack.	Sack	INT	PD	FF	FR	Solo	Asst.	Tack.	Sack	INT	PD	FF	FR	Solo	Asst.	Tack.	Sack	INT	PD	FF	FR	Solo	Asst.	Tack.	Sack	INT	PD	FF	FR	Solo	Asst.	Tack.	Sack	INT	PD	FF	FR				
9/11	@Atlanta				-- Not on Team --				0	0	0	0.0	0	0	0	0	0	0	0	0	0.0	0	0	0	1	1	2	0.0	-- Inactive --	-- Inactive --	-- Inactive --													
9/18	@Arizona				-- Not on Team --				2	1	3	0.0	0	0	0	0	7	0	7	0.0	0	0	0	0	5	0	5	0.0	0	0	0	0	0	0	0	0	0	0	0	0	0	0	0	0
9/25	LOS ANGELES				-- Not on Team --				6	0	6	0.0	0	0	0	0	1	0	1	0.0	0	0	0	0	6	1	7	0.0	0	0	0	1	0	1	0.0	0	0	0	0	0	0	0	0	0
10/2	DENVER				-- Not on Team --				2	0	2	0.0	0	0	0	0	4	1	5	0.0	0	3	0	0	6	1	7	0.0	0	0	0	2	0	2	0.0	0	0	0	0	0	0	0	0	0
10/10	@Carolina				-- Not on Team --				2	3	5	0.0	0	0	0	0	1	2	4	0.0	1	2	0	0	2	2	4	0.0	0	1	0	1	3	4	0.0	0	0	0	1	0	1	0	0	0
10/23	@San Francisco				-- Not on Team --				5	2	7	1.0	0	0	0	0	4	0	4	0.0	0	2	0	0	4	0	4	0.0	0	0	0	0	0	0	0	0	0	0	0	0	0	0	0	0
10/30	OAKLAND				-- Not on Team --				3	1	4	0.0	0	0	0	0	3	0	3	0.0	0	1	0	0	8	0	8	0.0	0	0	0	2	0	0	0	0	0	0	0	0	0	0	0	0
11/3	ATLANTA				-- Not on Team --				4	0	4	0.0	0	0	0	0	2	0	2	0.0	1	2	0	0	1	0	1	0.0	0	0	0	0	3	0	3	0.0	0	0	0	0	0	0	0	0
11/13	CHICAGO				-- Not on Team --				2	0	2	0.0	0	0	0	0	2	0	2	0.0	1	2	0	0	1	0	1	0.0	0	0	0	0	0	0	0	0	0	0	0	0	0	0	0	0
11/20	@Kansas City				-- Not on Team --				0	0	0	0.0	0	0	0	0	5	0	5	0.0	0	1	0	0	4	1	5	0.0	0	0	0	0	0	0	0	0	0	0	0	0	0	0	0	0
11/27	SEATTLE				-- Not on Team --				0	0	0	0.0	0	0	0	0	1	0	1	0.0	0	0	0	0	6	1	7	0.0	-- Inactive --	-- Inactive --	-- Inactive --													
12/4	@San Diego				-- Not on Team --				0	0	0	0.0	0	0	0	0	1	1	2	0.0	0	1	0	0	3	0	3	0.0	-- Inactive --	-- Inactive --	-- Inactive --													
12/11	NEW ORLEANS				-- Not on Team --				0	1	1	0.0	0	0	0	0	2	0	2	0.0	1	1	0	0	3	0	3	0.0	0	1	0	0	0	0	0	0	0	0	0	0	0	0	0	
12/18	@Dallas				-- Not on Team --				2	4	1.0	0	0	0	0	0	5	1	6	0.0	0	2	0	0	3	0	3	0.0	-- Inactive --	-- Inactive --	-- Inactive --													
12/24	@New Orleans				-- Not on Team --				1	0	1	0.0	0	0	0	0	9	0	9	0.0	0	1	0	0	6	0	6	0.0	0	0	0	2	1	0	0	1	1	0.0	0	0	0	0	0	
1/1	CAROLINA				-- Not on Team --				8	2	10	0.0	0	1	0	0	37	12	49	3.0	0	1	1	1	51	6	57	0.0	-- Inactive --	-- Inactive --	-- Inactive --													
Totals																																												

## 2016 INDIVIDUAL GAME-BY-GAME STATISTICS

## 2016 Game-By-Game Defense (cont.)

	GERALD MCCOY								CLINTON McDONALD								BRADLEY McDONALD								RYAN RUSSELL								SEALVER SILAGA																																																																																																																																																																																																																																																																																																																																																																																																																																																																																																																																																																																																																																																																																																																																																																																																																																		
	Solo	Asst.	Tack.	Sack	INT	PD	FF	FR	Solo	Asst.	Tack.	Sack	INT	PD	FF	FR	Solo	Asst.	Tack.	Sack	INT	PD	FF	FR	Solo	Asst.	Tack.	Sack	INT	PD	FF	FR	Solo	Asst.	Tack.	Sack	INT	PD	FF	FR																																																																																																																																																																																																																																																																																																																																																																																																																																																																																																																																																																																																																																																																																																																																																																																																																											
9/11	3	0	3	1.0	0	2	0	0		1	0	1	0.0	0	0	0	0		5	0	5	0.0	0	1	0	0		--	Not on Team	--	--	Not on Team	--	--	Not on Team	--	--	Not on Team	--	--	Not on Team	--	--	Not on Team	--	--	Not on Team	--	--	Not on Team	--	--	Not on Team	--	--	Not on Team	--	--	Not on Team	--	--	Not on Team	--	--	Not on Team	--	--	Not on Team	--	--	Not on Team	--	--	Not on Team	--	--	Not on Team	--	--	Not on Team	--	--	Not on Team	--	--	Not on Team	--	--	Not on Team	--	--	Not on Team	--	--	Not on Team	--	--	Not on Team	--	--	Not on Team	--	--	Not on Team	--	--	Not on Team	--	--	Not on Team	--	--	Not on Team	--	--	Not on Team	--	--	Not on Team	--	--	Not on Team	--	--	Not on Team	--	--	Not on Team	--	--	Not on Team	--	--	Not on Team	--	--	Not on Team	--	--	Not on Team	--	--	Not on Team	--	--	Not on Team	--	--	Not on Team	--	--	Not on Team	--	--	Not on Team	--	--	Not on Team	--	--	Not on Team	--	--	Not on Team	--	--	Not on Team	--	--	Not on Team	--	--	Not on Team	--	--	Not on Team	--	--	Not on Team	--	--	Not on Team	--	--	Not on Team	--	--	Not on Team	--	--	Not on Team	--	--	Not on Team	--	--	Not on Team	--	--	Not on Team	--	--	Not on Team	--	--	Not on Team	--	--	Not on Team	--	--	Not on Team	--	--	Not on Team	--	--	Not on Team	--	--	Not on Team	--	--	Not on Team	--	--	Not on Team	--	--	Not on Team	--	--	Not on Team	--	--	Not on Team	--	--	Not on Team	--	--	Not on Team	--	--	Not on Team	--	--	Not on Team	--	--	Not on Team	--	--	Not on Team	--	--	Not on Team	--	--	Not on Team	--	--	Not on Team	--	--	Not on Team	--	--	Not on Team	--	--	Not on Team	--	--	Not on Team	--	--	Not on Team	--	--	Not on Team	--	--	Not on Team	--	--	Not on Team	--	--	Not on Team	--	--	Not on Team	--	--	Not on Team	--	--	Not on Team	--	--	Not on Team	--	--	Not on Team	--	--	Not on Team	--	--	Not on Team	--	--	Not on Team	--	--	Not on Team	--	--	Not on Team	--	--	Not on Team	--	--	Not on Team	--	--	Not on Team	--	--	Not on Team	--	--	Not on Team	--	--	Not on Team	--	--	Not on Team	--	--	Not on Team	--	--	Not on Team	--	--	Not on Team	--	--	Not on Team	--	--	Not on Team	--	--	Not on Team	--	--	Not on Team	--	--	Not on Team	--	--	Not on Team	--	--	Not on Team	--	--	Not on Team	--	--	Not on Team	--	--	Not on Team	--	--	Not on Team	--	--	Not on Team	--	--	Not on Team	--	--	Not on Team	--	--	Not on Team	--	--	Not on Team	--	--	Not on Team	--	--	Not on Team	--	--	Not on Team	--	--	Not on Team	--	--	Not on Team	--	--	Not on Team	--	--	Not on Team	--	--	Not on Team	--	--	Not on Team	--	--	Not on Team	--	--	Not on Team	--	--	Not on Team	--	--	Not on Team	--	--	Not on Team	--	--	Not on Team	--	--	Not on Team	--	--	Not on Team	--	--	Not on Team	--	--	Not on Team	--	--	Not on Team	--	--	Not on Team	--	--	Not on Team	--	--	Not on Team	--	--	Not on Team	--	--	Not on Team	--	--	Not on Team	--	--	Not on Team	--	--	Not on Team	--	--	Not on Team	--	--	Not on Team	--	--	Not on Team	--	--	Not on Team	--	--	Not on Team	--	--	Not on Team	--	--	Not on Team	--	--	Not on Team	--	--	Not on Team	--	--	Not on Team	--	--	Not on Team	--	--	Not on Team	--	--	Not on Team	--	--	Not on Team	--	--	Not on Team	--	--	Not on Team	--	--	Not on Team	--	--	Not on Team	--	--	Not on Team	--	--	Not on Team	--	--	Not on Team	--	--	Not on Team	--	--	Not on Team	--	--	Not on Team	--	--	Not on Team	--	--	Not on Team	--	--	Not on Team	--	--	Not on Team	--	--	Not on Team	--	--	Not on Team	--	--	Not on Team	--	--	Not on Team	--	--	Not on Team	--	--	Not on Team	--	--	Not on Team	--	--	Not on Team	--	--	Not on Team	--	--	Not on Team	--	--	Not on Team	--	--	Not on Team	--	--	Not on Team	--	--	Not on Team	--	--	Not on Team	--	--	Not on Team	--	--	Not on Team	--	--	Not on Team	--	--	Not on Team	--	--	Not on Team	--	--	Not on Team	--	--	Not on Team	--	--	Not on Team	--	--	Not on Team	--	--	Not on Team	--	--	Not on Team	--	--	Not on Team	--	--	Not on Team	--	--	Not on Team	--	--	Not on Team	--	--	Not on Team	--	--	Not on Team	--	--	Not on Team	--	--	Not on Team	--	--	Not on Team	--	--	Not on Team	--	--	Not on Team	--	--	Not on Team	--	--	Not on Team	--	--	Not on Team	--	--	Not on Team	--	--	Not on Team	--	--	Not on Team	--	--	Not on Team	--	--	Not on Team	--	--	Not on Team	--	--	Not on Team	--	--	Not on Team	--	--	Not on Team	--	--	Not on Team	--	--	Not on Team	--	--	Not on Team	--	--	Not on Team	--	--	Not on Team	--	--	Not on Team	--	--	Not on Team	--	--	Not on Team	--	--	Not on Team	--	--	Not on Team	--	--	Not on Team	--	--	Not on Team	--	--	Not on Team	--	--	Not on Team	--	--	Not on Team	--	--	Not on Team	--	--	Not on Team	--	--	Not on Team	--	--	Not on Team	--	--	Not on Team	--	--	Not on Team	--	--	Not on Team	--	--	Not on Team	--	--	Not on Team	--	--	Not on Team	--	--	Not on Team	--	--	Not on Team	--	--	Not on Team	--	--	Not on Team	--	--	Not on Team	--	--	Not on Team	--	--	Not on Team	--	--	Not on Team	--	--	Not on Team	--	--	Not on Team	--	--	Not on Team	--	--	Not on Team	--	--	Not on Team	--	--	Not on Team	--	--	Not on Team	--	--

	DARYL SMITH								AKEEM SPENCE								NOAH SPENCE								KEITH TANDY								ALTERRAUN VERNER							
	Solo	Asst.	Tack.	Sack	INT	PD	FF	FR	Solo	Asst.	Tack.	Sack	INT	PD	FF	FR	Solo	Asst.	Tack.	Sack	INT	PD	FF	FR	Solo	Asst.	Tack.	Sack	INT	PD	FF	FR								
9/11	3	0	3	0.0	0	0	0	0	0	0	0	0.0	0	0	0	0	2	0	2	0.0	0	0	0	0	0	1	1	0.0	0	0	0	0								
9/18	1	0	1	0.0	0	0	0	0	1	0	1	0.0	0	0	0	0	1	0	1	0.0	0	0	0	0	1	0	1	0.0	0	2	0	0								
9/25	1	0	1	0.0	0	0	0	0	0	0	0	0.0	0	0	0	0	0	0	0	0.0	0	0	0	0	1	0	1	0.0	1	0	0	0								
10/2	2	0	2	0.0	0	0	0	0	1	4	5	0.5	0	0	0	0	0	0	0	0.0	0	0	0	0	0	0	0	0.0	0	0	0	0								
10/10	2	2	4	0.0	1	1	0	0	0	2	2	0.0	0	0	0	0	1	0	1	0.0	0	0	0	0	1	0	1	0.0	0	0	0	0								
10/23	3	0	3	0.0	0	0	0	0	0	0	0	0.0	0	0	0	0	1	0	1	0.0	1	1	0	0	0	0	0	0.0	0	0	0	0								
10/30	3	0	3	0.0	0	0	0	0	0	0	0	0.0	0	0	0	0	3	0	3	0.0	0	1	0	1	0	1	0	0.0	0	0	0	0								
11/3	4	2	6	0.0	0	0	0	1	3	1	4	0.0	0	0	0	0	0	0	0	0.0	0	0	0	0	1	0	1	0.0	0	0	0	0								
11/13	0	0	0	0.0	0	0	0	0	1	0	1	0.0	0	0	0	0	2	1	4	0.0	0	0	0	0	0	0	0	0.0	0	0	0	0								
11/20	0	0	0	0.0	0	0	0	0	1	0	1	0.0	0	0	0	0	0	0	0	0.0	0	0	0	0	0	1	0	1	0.0	0	0	0								
11/27	1	0	1	0.0	0	0	0	0	1	1	2	0.0	0	0	0	0	2	3	5	0	1	0	0	0	0	0	0	0.0	0	0	0	0								
12/4	1	0	1	0.0	0	0	0	0	2	0	2	0.0	0	0	0	0	0	0	0	0.0	0	0	0	0	4	1	5	0.0	1	0	0	0								
12/11	2	0	2	0.0	0	0	0	0	0	1	1	0.0	0	0	0	0	1	0	0	0.0	1	0	0	0	8	1	9	0.0	1	3	0	0								
12/18	1	0	1	0.0	0	0	0	0	0	0	0	0.0	0	0	0	0	0	0	0	0.0	0	0	0	0	9	5	14	0.0	0	0	0	0								
12/24	2	2	4	0.0	0	0	0	0	0	0	0	0.0	0	0	0	0	1	1	2	0.0	0	0	0	0	3	2	5	0.0	0	1	0	0								
1/1	2	1	3	0.0	0	0	0	0	0	0	0	0.0	0	0	0	0	2	1	2	0.0	2	2	0	0	10	12	12	0.0	2	2	0	0								
Totals	28	7	35	0.0	1	1	0	1	10	9	19	0.5	0	0	0	0	16	6	22	5.5	0	2	3	0	41	11	52	0.0	4	9	0	0	0							

## AMERICAN FOOTBALL CONFERENCE

	Total	OFFENSE Rush	Pass	Total	DEFENSE Rush	Pass
Baltimore	9	16	5	4	3	5
Buffalo	8	*1	16	10	14	4
Cincinnati	6	8	7	9	9	6
Cleveland	16	11	14	16	16	13
Denver	14	15	10	2	13	*1
Houston	15	5	15	*1	6	2
Indianapolis	4	13	2T	15	11	15
Jacksonville	11	12	9	3	8	3
Kansas City	10	10	8	12	12	11
Miami	12	6	12	14	15	8
New England	1	4	1	5	2	7
N.Y. Jets	13	7	13	6	5	10
Oakland	2	3	6	13	10	14
Pittsburgh	3	9	2T	7	7	9
San Diego	7	14	4	8	4	12
Tennessee	5	2	11	11	1	16

## NATIONAL FOOTBALL CONFERENCE

	Total	OFFENSE Rush	Pass	Total	DEFENSE Rush	Pass
Arizona	6	8	5	1	6	2
Atlanta	2	3	3	13	10	13
Carolina	10	4	12	10	3	14
Chicago	8	7	8	8	15	3
Dallas	4	1	13	7	*1	12
Detroit	10	16	5	10	7	8
Green Bay	5	9	4	11	5	15
Los Angeles	16	15	15	4	9	5
Minnesota	14	16	11	2	12	1
New Orleans	*1	6	*1	14	7	16
N.Y. Giants	13	13	10	5	2	10
Philadelphia	12	5	14	6	8	6
San Francisco	15	2	16	16	16	7
Seattle	7	12	6	3	4	4
Tampa Bay	9	11	6	12	13	9
Washington	3	10	2	15	14	11

## NATIONAL FOOTBALL LEAGUE

	Total	OFFENSE Rush	Pass	Total	DEFENSE Rush	Pass
Arizona	9	18	9	2	9	4
Atlanta	2	5	3	25	17	28
Baltimore	17	28	12	7	5	9
Buffalo	16	*1	30	19	29	6
Carolina	19	10	21T	21	6	29
Chicago	15	17	14	15	27	7
Cincinnati	13	13	15	17	21	11
Cleveland	30	19	28	31	31	21
Dallas	5	2	23	14	*1	26
Denver	27	27	21T	4	28	*1
Detroit	21	30	11	18	18	19
Green Bay	8	20	7	22	8	31
Houston	29	8	29	*1	12	2
Indianapolis	10	23	5T	30	25	27
Jacksonville	23	22	20	6	19	5
Kansas City	20	15	19	24	26	18
Los Angeles	32	31	31	9	16	10
Miami	24	9	26	29	30	15
Minnesota	28	32	18	3	20	3
New England	4	7	4	8	3T	12
New Orleans	*1	16	*1	27	14	32
N.Y. Giants	25	29	17	10	3T	23
N.Y. Jets	26	12	27	11	11	17
Oakland	6	6	13	26	23	24
Philadelphia	22	11	24	13	15	13
Pittsburgh	7	14	5T	12	13	16
San Diego	14	26	8	16	10	20
San Francisco	31	4	32	32	32	14
Seattle	12	25	10	5	7	8
Tampa Bay	18	24	16	23	22	22
Tennessee	11	3	25	20	2	30
Washington	3	21	2	28	24	25

T = Tied for position

\* = League Leader

# 2016 NFL STANDINGS

## AMERICAN FOOTBALL CONFERENCE

### EAST DIVISION

Team	W	L	T	PCT	PF	PA
New England	14	2	0	0.875	441	250
x - Miami	10	6	0	0.625	363	380
Buffalo	7	9	0	0.438	399	378
New York Jets	5	11	0	0.313	275	409

### NORTH DIVISION

Team	W	L	T	PCT	PF	PA
Pittsburgh	11	5	0	0.688	399	327
Baltimore	8	8	0	0.500	343	321
Cincinnati	6	9	1	0.406	325	315
Cleveland	1	15	0	0.063	264	452

### SOUTH DIVISION

Team	W	L	T	PCT	PF	PA
Houston	9	7	0	0.563	279	328
Tennessee	9	7	0	0.563	381	378
Indianapolis	8	8	0	0.500	411	392
Jacksonville	3	13	0	0.188	318	400

### WEST DIVISION

Team	W	L	T	PCT	PF	PA
Kansas City	12	4	0	0.750	389	311
x - Oakland	12	4	0	0.750	416	385
Denver	9	7	0	0.563	333	297
San Diego	5	11	0	0.313	410	423

## NATIONAL FOOTBALL CONFERENCE

### EAST DIVISION

Team	W	L	T	PCT	PF	PA
Dallas	13	3	0	0.813	421	306
x - New York Giants	11	5	0	0.688	310	284
Washington	8	7	1	0.531	396	383
Philadelphia	7	9	0	0.438	367	331

### NORTH DIVISION

Team	W	L	T	PCT	PF	PA
Green Bay	10	6	0	0.625	432	388
x - Detroit	9	7	0	0.563	346	358
Minnesota	8	8	0	0.500	327	307
Chicago	3	13	0	0.188	279	399

### SOUTH DIVISION

Team	W	L	T	PCT	PF	PA
Atlanta	11	5	0	0.688	540	406
Tampa Bay	9	7	0	0.563	354	369
New Orleans	7	9	0	0.438	469	454
Carolina	6	10	0	0.375	369	402

### WEST DIVISION

Team	W	L	T	PCT	PF	PA
Seattle	10	5	1	0.656	354	292
Arizona	7	8	1	0.469	418	362
Los Angeles	4	12	0	0.250	224	394
San Francisco	2	14	0	0.125	309	480

x- Wild Card qualifier for playoffs

## 2016 NFL PLAYOFFS AT A GLANCE

(Home team in CAPS)

### AFC Wild Card Playoff Games

Saturday, January 7  
HOUSTON 27, Oakland 14

Sunday, January 8  
PITTSBURGH 30, Miami 12

### NFC Wild Card Playoff Games

Saturday, January 7  
SEATTLE 26, Detroit 6

Sunday, January 8  
GREEN BAY 38, N.Y. Giants 13

### AFC Divisional Playoff Games

Saturday, January 14  
NEW ENGLAND 34, Houston 16

Sunday, January 15  
Pittsburgh 16, KANSAS CITY 16

### NFC Divisional Playoff Games

Saturday, January 14  
ATLANTA 36, Seattle 20

Sunday, January 17  
Green Bay 34, DALLAS 31

### AFC Championship Game

Sunday, January 22  
NEW ENGLAND 36, Pittsburgh 17

### NFC Championship Game

Sunday, January 22  
ATLANTA 44, Green Bay 21

### SUPER BOWL LI (Houston, TX)

Sunday, February 5  
New England 34, Carolina 28 (OT)

### AFC-NFC PRO BOWL (Orlando, FL)

Sunday, January 29  
AFC 20, NFC 13



TAMPA BAY BUCCANEERS

# HISTORY



RING OF HONOR





# HISTORICAL HIGHLIGHTS

## PRE-1974

**TAMPA STADIUM DEDICATED (11/4/67)** – Tennessee defeats the University of Tampa, 38-0 in the first contest played in the facility. The 46,700-seat stadium costs \$4.1 million to build.

**FIRST PRESEASON GAME (8/10/68)** – Washington defeats Atlanta 16-14 before a crowd of 42,000 in first NFL action at new stadium.

**EXPANSION COMMITTEE FORMED (11/68)** – Suncoast Pro Football Committee is formed with the purpose of securing an NFL franchise for Tampa Bay. The group functions until 1972 when the Tampa Chamber of Commerce formally appoints the West Coast NFL Task Force headed by Tampa businessman J. Leonard Levy.

## 1974

**TAMPA BAY AWARDED FRANCHISE (4/24)** – Tampa Bay is awarded the league's 27th franchise. As part of the award, Tampa Stadium will be enlarged to 72,000 seats.

**MCCLOSKEY SELECTED AS OWNER (10/30)** – Philadelphia construction executive Tom McCloskey is awarded the new Tampa Bay franchise, but soon declines ownership.

**CULVERHOUSE AWARDED OWNERSHIP (12/5)** – Hugh F. Culverhouse, a Jacksonville attorney and real estate investor who had previously declined ownership of the Seattle franchise due to geographic reasons, is awarded the Tampa Bay franchise.

## 1975

**TEAM NICKNAME ANNOUNCED (2/15)** – After reviewing over 400 name possibilities, an advisory board announces the team's new nickname will be the Buccaneers.

**BUCCANEERS UNVEIL LOGO AND COLORS (4/15)** – The team unveils a logo designed by Tampa Tribune artist Lamar Sparkman consisting of Florida orange, white and red.

**STADIUM LEASE APPROVED (4/21)** – The Tampa Sports Authority unanimously approves a 30-year lease agreement with the Buccaneers for use of Tampa Stadium. Three days later, the Tampa City Council votes 6-1 to approve the lease and expansion to 72,000 seats.

**STADIUM EXPANSION BEGINS (7/9)** – Ground is broken for the expansion of Tampa Stadium, financed by the sale of \$13 million in bonds by the Tampa Sports Authority.

**MCKAY NAMED COACH (10/31)** – John McKay leaves the University of Southern California where he had coached four national championship teams, signing a five-year contract to coach the Buccaneers.

**BUCS PLACED IN DIVISION (11/4)** – Tampa Bay is placed in the AFC West with the understanding that it will switch to the NFC Central the following season.

**BUCS WIN FIRST OVERALL SELECTION (12/27)** – In a drawing held prior to the Pittsburgh vs. Baltimore playoff game, Bucs owner Hugh Culverhouse is awarded the first pick in the following year's NFL college draft while Seattle receives the initial pick in the veteran allocation draft.

## 1976

**WARNER BUYS LARGE SHARE OF TEAM (2/15)** – Cincinnati businessman Marvin L. Warner, president of Warner National Corp. and a longtime friend of Hugh Culverhouse, buys a large share of the team.

**VETERAN ALLOCATION DRAFT (3/30)** – The Buccaneers stock their roster by adding 39 players through the NFL's veteran allocation draft.

**FIRST TRADE ANNOUNCED (4/2)** – The Bucs make the first trade in franchise history, acquiring former Heisman Trophy winner QB Steve Spurrier from the San Francisco 49ers for two players and a second-round draft choice.

**SELMON DRAFTED (4/8)** – Tampa Bay takes Lee Roy Selmon with the first selection in the NFL college draft.

**INAUGURAL SEASON BEGINS (7/31)** – In the team's first-ever preseason action, the Bucs lose 26-3 at the hands of the Los Angeles Rams at the L.A. Coliseum. PK Paul Rajecki's 18-yard FG goes down as the first points in team history.

**FIRST PRESEASON VICTORY (8/14)** – The Buccaneers win their first preseason game, defeating the Atlanta Falcons 17-3 at the Jacksonville Gator Bowl.

**REGULAR SEASON OPENER (9/12)** – Tampa Bay loses its first regular season game 20-0 at Houston.

**GREEN SCORES FIRST REGULAR SEASON POINTS (9/26)** – In a 14-9 loss to the Buffalo Bills, K Dave Green connects on a 39-yard FG, posting the franchise's first regular season points.

## 1977

**FIRST REGULAR SEASON VICTORY (12/11)** – The Bucs tie an NFL record with three interceptions returned for TDs and end 26 games of frustration with their first regular season victory, a 33-14 win at New Orleans. Over 8,000 fans greet the team when it returns to One Buccaneer Place.

**BACK-TO-BACK WINS (12/18)** – Tampa Bay wins its second game in a row and first at home, beating the St. Louis Cardinals 17-7.

## 1978

**TAMPA HOSTS PRO BOWL (1/23)** – Tampa Stadium is the site of the 1978 Pro Bowl.

**DUBOSE RUNS FOR 100 YARDS (10/15)** – RB Jimmy DuBose becomes the first Buc to rush for 100 yards in a game (109 yards on 24 carries) as the Bucs lose on the road to the Giants 17-14.

**BUCS REACH .500 (10/22)** – Tampa Bay defeats Chicago 33-19 to up its record to 4-4, but injuries ultimately cripple the team during the second half of the season.

## 1979

**CULVERHOUSE BUYS CONTROLLING INTEREST (1/3)** – Hugh Culverhouse purchases Marvin Warner's minority interest, thereby gaining control of the team.

**PEAR BECOMES FIRST PRO BOWL BUC (1/29)** – DT Dave Pear becomes the first Buccaneer to play and start in the Pro Bowl.

**BUCS JUMP OUT TO HOTTEST START OF SEASON (9/30)** – The Buccaneers lay claim to the best record in the league by beating the Bears 17-13 at Chicago and running their record to 5-0, the best start in team history and a franchise record for consecutive victories that would not be matched until 1997.

**BELL REACHES 1,000-YARD MARK (11/25)** – RB Ricky Bell becomes the first rusher in team history to reach 1,000 yards after compiling 101 yards on the ground in a 23-22 loss to the Minnesota Vikings. Bell eventually finishes the season with 1,263 rushing yards.

**BUCS CLINCH FIRST-EVER NFC CENTRAL TITLE (12/16)** – The Bucs defeat the Kansas City Chiefs 3-0 in a torrential downpour in Tampa to win the NFC Central Division and earn the first-ever playoff berth in team history. Neil O'Donoghue drills a 19-yard field goal for the game's only points as RB Ricky Bell gains 137 yards on the ground.

**SELMON NAMED NFL DEFENSIVE PLAYER OF THE YEAR (12/20)** — DE Lee Roy Selmon becomes first player in team history to be named NFL Defensive Player of the Year. Selmon recorded 117 tackles, two fumble recoveries, three forced fumbles and 11 sacks during the 1979 regular season.

**TAMPA BAY WINS FIRST PLAYOFF GAME (12/29)** — Led by RB Ricky Bell's 142-yard, two-touchdown performance, the Bucs defeat the Philadelphia Eagles 24-17 in their first-ever playoff appearance.

## 1980

**BUCS FINISH ONE GAME SHORT OF THE SUPER BOWL (1/6)** — The team's first playoff season comes to an end as the Bucs lose 9-0 to the Los Angeles Rams in the NFC Championship Game played in Tampa Stadium.

**MCKAY GIVEN CONTRACT EXTENSION (1/7)** — Head Coach John McKay is given a five-year contract extension. It is also announced that he will become the team's president upon his retirement from coaching.

**SELMON BECOMES SECOND PRO BOWLER (1/29)** — DE Lee Roy Selmon becomes the team's second player to see Pro Bowl action.

**TAMPA BAY MAKES PRIME TIME DEBUT (9/11)** — The Buccaneers avenge the previous January's NFC Championship Game defeat (9-0) with a 10-9 victory over the Los Angeles Rams in Tampa Bay's first-ever appearance on ABC's prime time football series (Thursday night game).

**BUCS RUN WILD IN WIN OVER GIANTS (11/2)** — Tampa Bay running backs account for a team record 244 rushing yards (later surpassed) en route to a 30-13 victory over the N.Y. Giants.

## 1981

**TAMPA BAY DEFEATS ATLANTA, MOVES INTO FIRST PLACE (12/6)** — The Buccaneers, led by QB Doug Williams' season-best 336 passing yards, pull out a 24-23 victory over the Atlanta Falcons. The win is Tampa Bay's third in a row and places the team in sole possession of first place in the NFC Central.

**BUCS CLINCH SECOND NFC TITLE IN THREE YEARS (12/20)** — Tampa Bay wins an exciting showdown in Detroit, besting the Lions 20-17 and securing the NFC Central Division title. WR Kevin House reels in an 84-yard touchdown strike from QB Doug Williams and DT David Logan returns a fumble recovery 21 yards for another Buc score.

## 1982

**BUCS ELIMINATED FROM PLAYOFFS (1/2)** — Dallas Cowboys defeat the Bucs 38-0 at Texas Stadium.

**PLAYERS STRIKE ANNOUNCED (9/20)** — The NFL Players Association announces the beginning of the union's strike.

**LABOR PEACE REACHED (11/16)** — After a 57-day strike, the NFL Management Council and the NFL Players Association announce a settlement.

**TAMPA BAY WINS FIRST MONDAY NIGHT GAME AT HOME (11/29)** — After starting off 0-3, Tampa Bay defeats the cross-state rival Miami Dolphins 23-17, marking the first Monday Night victory at Tampa Stadium.

## 1983

**BUCS REACH PLAYOFFS FOR THIRD TIME IN FOUR YEARS (1/2)** — QB Doug Williams leads a fierce rally from a 17-point halftime deficit as K Bill Capece's 33-yard field goal in overtime secures the Buccaneer victory. The team wins five of its last six games, securing each victory in the final minute.

**DALLAS ENDS TAMPA BAY'S PLAYOFF HOPES (1/9)** — The Dallas Cowboys defeat Tampa Bay 30-17 in the first round of playoffs.

**WILDER SETS SINGLE-GAME RECORDS (11/6)** — RB James Wilder sets team marks for combined yards (239) and rushing yards (219) in a game, helping the Bucs break into the win column for the first time.

## 1984

**TAMPA HOSTS SUPER BOWL XVIII (1/22)** — The Los Angeles Raiders defeat the Washington Redskins 38-9 in front of a crowd of 72,920 as Tampa hosts its first Super Bowl.

**WILDER RUNS FOR 172 YARDS IN WIN OVER PACKERS (9/30)** — RB James Wilder carries the ball a record 43 times for 172 yards in leading Tampa Bay to a 30-27 overtime victory over the Green Bay Packers. Wilder eventually goes on to record the best rushing season in Bucs history, compiling 1,544 yards and 13 touchdowns on an NFL record 407 carries.

**MCKAY ANNOUNCES RESIGNATION (11/5)** — Head Coach John McKay announces his resignation, effective at the end of the season. The announcement comes one day after a 27-24 loss at Minnesota with the Bucs owning a 4-6 record.

**MCKAY'S FINAL GAME (12/16)** — Tampa Bay defeats the N.Y. Jets 41-21 in John McKay's final game as a head coach. He finishes an overall 171-128-9, including a 44-88-1 mark as the Bucs' head coach.

## 1985

**BENNETT NAMED HEAD COACH (1/23)** — Hugh Culverhouse names former Atlanta Falcons head coach Leeman Bennett as John McKay's replacement.

**SELMON PLAYS IN FINAL PRO BOWL (1/27)** — DE Lee Roy Selmon plays in his sixth and final Pro Bowl. A herniated disk, which eventually required surgery, is discovered in his back at the game. The injury later forces Selmon to retire after missing the entire 1985 season.

**BUCS RECORD FIRST SHUTOUT SINCE '79 (11/10)** — Tampa Bay defeats the St. Louis Cardinals 16-0, marking the team's first shutout since 1979 (vs. Kansas City), and snapping a nine-game losing streak.

## 1986

**SELMON'S JERSEY RETIRED (9/7)** — In halftime ceremonies at the season-opener versus San Francisco, six-time Pro Bowler DE Lee Roy Selmon's jersey is retired. Selmon's number 63 becomes the first and only jersey in team history to be retired.

**BENNETT FIRED (12/29)** — Leeman Bennett is relieved of his position after compiling a 4-28 record as the Bucs' head coach.

**PERKINS NAMED HEAD COACH (12/31)** — Former Alabama Head Coach Ray Perkins is hired as the Bucs' Head Coach and Vice-President/Football Operations.

## 1987

**TAMPA BAY AWARDED SUPER BOWL XXV (5/20)** — Tampa is awarded the Silver Anniversary Super Bowl to be played on January 27, 1991.

**BUCS OPEN SEASON WITH ROUT OF ATLANTA (9/13)** — QB Steve DeBerg establishes a franchise record with five touchdown passes and the Bucs set marks for most points (48) and largest margin of victory (38) in a 48-10 besting of Atlanta.

**STRIKE INTERRUPTS SEASON (10/1)** — The NFL Players Association calls for its second work stoppage in six seasons. After a 24-day strike in which replacement players were used in three games, the NFL and Players Union come to an agreement.

**1988**

**TESTAVERDE PASSES FOR 469 YARDS (10/16)** – QB Vinny Testaverde passes for the second-highest single-game yardage in franchise history (469) at Indianapolis.

**BUCS DEFEAT EVENTUAL AFC CHAMPION BUFFALO (12/4)** – Tampa Bay's win over the eventual AFC Champion Buffalo Bills is the first 10-5 score in NFL history.

**1989**

**TAMPA BAY DEFEATS CHICAGO FOR FIRST TIME IN 13 TRIES (10/8)** – The Bucs score 28 first half points (second most in team history) to end 12 games of frustration against the Bears before the largest crowd ever at a Bucs game (72,077).

**BUCS COMPLETE SEASON SWEEP OF BEARS (11/19)** – K Donald Iwebuike's last-second 28-yard field goal completes the first-ever season sweep of Chicago. The win marks the Bucs' first at Soldier Field in 10 years (9/30/79).

**WR MARK CARRIER FINISHES PRO BOWL SEASON (12/24)** – With six catches for 101 yards versus Pittsburgh, WR Mark Carrier caps off a Pro Bowl season in which he set club records of 86 receptions and 1,422 receiving yards.

**1990**

**TAMPA BAY JUMPS OUT TO BEST START SINCE '79 (9/30)** – After beating the Minnesota Vikings 23-20 in overtime, the Bucs run their record to 3-1.

**PERKINS FIRED (12/3)** – Head Coach Ray Perkins is relieved of his position after Tampa Bay drops to 5-8. Assistant Head Coach/Receivers Richard Williamson is named interim head coach.

**1991**

**GIANTS WIN SUPER BOWL XXV (1/23)** – The N.Y. Giants win Super Bowl XXV in thrilling fashion, beating the Buffalo Bills 21-19 at Tampa Stadium.

**WILLIAMSON NAMED HEAD COACH (2/4)** – Gay Culverhouse is announced as the team's new president, Phil Krueger is named general manager and Richard Williamson becomes the full-time head coach.

**COBB SETS TEAM RECORD FOR RUSHING TDS IN A GAME (11/20)** – RB Reggie Cobb establishes a team mark with three rushing scores in a 30-21 Buccaneer triumph over the Detroit Lions.

**SELMON, BELL AND MCKAY HONORED (12/8)** – DE Lee Roy Selmon, RB Ricky Bell and Head Coach John McKay are inducted into the team's Krewé of Honor.

**WILLIAMSON FIRED (12/27)** – Richard Williamson is relieved as head coach after compiling a 4-15 record.

**1992**

**WYCHE NAMED HEAD COACH (1/10)** – Former Cincinnati Bengals Head Coach Sam Wyche is named as Richard Williamson's replacement. Wyche becomes the fifth head coach in Tampa Bay history.

**WILLIAMS INDUCTED INTO KREWE OF HONOR (9/6)** – QB Doug Williams becomes the third player inducted into the team's Krewé of Honor.

**COBB RECORDS FIFTH-BEST RUSHING SEASON (12/27)** – The Bucs defeat the Phoenix Cardinals 7-3 as RB Reggie Cobb caps off the fifth-best rushing performance in team history (1,171 yards).

**1993**

**BUCS SIGN NICKERSON AS AN UNRESTRICTED FREE AGENT (3/18)** – Former Pittsburgh Steelers LB Hardy Nickerson signs a three-year contract to become the Buccaneers' first free agent acquisition under the NFL's new Collective Bargaining Agreement.

**NICKERSON EARNS PRO BOWL SELECTION (12/29)** – After compiling a team record 214 tackles, Nickerson is voted as the NFC's starting linebacker in the Pro Bowl and later becomes only the second Buccaneer to be named AP All-Pro.

**1994**

**CULVERHOUSE DIES (8/25)** – Hugh Culverhouse dies of lung cancer at the age of 75. The team is placed under control of a three-man trust headed by Culverhouse's law partner Steven Story, along with Jack Donlan and Fred Cone.

**MCKAY NAMED GENERAL MANAGER (11/8)** – Vice-President/Football Operations Rich McKay is promoted to General Manager.

**RHETT RUSHES FOR 192 YARDS (12/4)** – RB Errict Rhett records the second-best single-game rushing total in team history when he rambles for 192 yards on 40 carries (third-most in team annals) in a 26-21 victory over the Washington Redskins. Rhett eventually becomes the first Buc rookie to rush for over 1,000 yards (1,011).

**BUCS SELL OUT SEASON FINALE (12/24)** – The Buccaneers are defeated by the Packers 34-19 in front of the first sellout at Tampa Stadium in two years (11/15/92).

**1995**

**BUCCAANEERS SOLD TO MALCOLM GLAZER (1/16)** – Steven Story announces that, pending NFL approval, the Buccaneers have been sold to Palm Beach investor Malcolm Glazer for the highest price ever paid for a sports franchise.

**NFL APPROVES SALE OF TEAM (3/13)** – NFL owners unanimously approve Malcolm Glazer's purchase of the Buccaneers one day after the NFL Finance Committee gave its unanimous approval at the Owner's Meetings in Phoenix, AZ.

**BUCS SIGN DRAFT PICKS IN RECORD FASHION (5/10)** – With the signing of second-round selection S Melvin Johnson, Tampa Bay becomes the quickest team in NFL history to sign all its draft picks.

**SALE OF THE TEAM IS FINALIZED (6/30)** – Malcolm Glazer officially becomes the team's new owner after the sale of the team is finalized in Charlotte, NC. Bryan and Joel Glazer are named executive vice-presidents.

**SELMON INDUCTED INTO HALL OF FAME (7/29)** – DE Lee Roy Selmon becomes the first Buccaneer inducted into the NFL Hall of Fame. Selmon is introduced by his brother and former Buc teammate Dewey.

**BUCS MOVE INTO SOLE POSSESSION OF FIRST PLACE (10/15)** – K Michael Husted's 51-yard game-winning FG propels Tampa Bay past Minnesota and into sole possession of first place in the NFC Central Division. The victory marks the first time since the final day of the 1981 season that the team has been alone in first place.

**GRUBER MARKS RECORD START (11/26)** – LT Paul Gruber makes his 118th career start, thus surpassing DE Lee Roy Selmon's team record of 117.

**RHETT SURPASSES 1,000-YARD MARK (12/3)** – RB Errict Rhett goes over 1,000 yards for the second consecutive year to become only the 12th player in NFL history to accomplish the feat in his first two league seasons.

**WYCHE IS FIRED (12/27)** – The team announces that Sam Wyche will not return as head coach in 1996. Wyche leaves his post with a 23-41 record.

**1996**

**DUNGY NAMED HEAD COACH (1/22)** – Minnesota Defensive Coordinator Tony Dungy is named as the Buccaneers' sixth head coach.

**NICKERSON RE-SIGNS WITH TEAM (2/22)** – LB Hardy Nickerson, the Buccaneers' Most Valuable Player in 1993 and '95, agrees to a four-year deal to remain with the team.

**COMMUNITY INVESTMENT TAX PASSES (9/3)** – Hillsborough County voters pass the Community Investment Tax by a 53-47% margin. The tax will fund the construction of a new stadium and practice facility as well as various other community projects.

**DUNGY WINS FIRST GAME (10/8)** – Tony Dungy earns his first victory as Buccaneer head coach with a 24-13 victory over his former team, the Minnesota Vikings.

**BUCS DEFEAT CHARGERS FOR FIRST CALIFORNIA WIN SINCE '80 (11/17)** – Tampa Bay edges the San Diego Chargers 25-17 to earn its first victory in California since 1980 (24-23 vs. San Francisco).

**1997**

**GRUBER RE-SIGNS (2/13)** – LT Paul Gruber, the team's designated franchise player and cornerstone of the Buc offensive line for the past eight years, signs a three-year deal to remain in Tampa.

**BUCCANEERS UNVEIL NEW LOGO AND COLORS (4/9)** – The team unveils its eagerly anticipated new logo and color scheme at a noon downtown ceremony. The new logo, consisting of a red pirate flag with a skull and crossed swords, draws instant rave reviews. The team colors are Buccaneer red, pewter, black and orange.

**STATE SUPREME COURT RULES IN FAVOR OF COUNTY, BUCS (5/22)** – The Florida State Supreme Court refuses former Tampa Mayor Bill Poe's opposition to the stadium. In a 7-0 decision, the Court rules all aspects of the tax are constitutional.

**BUCS START SEASON WITH FIVE CONSECUTIVE WINS (9/28)** – The Buccaneers match the franchise record for most consecutive wins at the start of a season with five. After a 13-6 season-opening defeat of the San Francisco 49ers, the team rolls on to road victories at Detroit (9/7) and Minnesota (9/14) and home defeats of Miami (9/21) and Arizona (9/28).

**MAYBERRY ATTAINS CONSECUTIVE STARTS RECORD (10/26)** – C Tony Mayberry achieves one of the more remarkable achievements in team history by surpassing Dave Logan's streak of 103 consecutive games started in the team's 10/26 contest versus Minnesota.

**CULPEPPER BECOMES FIRST TO BAG TRIFECTA TWICE IN SAME SEASON (11/9)** – DT Brad Culpepper enters the team's sack race with a three-sack performance against Arizona (9/28) in a week-five contest, becoming just the fifth player in team history to do so. Little more than a month later, he becomes the first player in team annals to accomplish the feat twice in the same season with a trio of sacks at Atlanta.

**BUCS SET SINGLE-GAME ATTENDANCE MARK (12/7)** – After setting a new single-game attendance record earlier in the season on 9/21 against Miami (73,314), the Bucs eclipse that mark when 73,523 are in attendance for the team's 6-17 loss to the Green Bay Packers.

**BUCS TIE FRANCHISE RECORD FOR WINS (12/21)** – By virtue of their season-ending 31-15 downing of the Chicago Bears, the Bucs match the club record for most regular season victories in a season with 10, assuring themselves an NFC Wild Card berth.

**FIRST PLAYOFF GAME PLAYED IN TAMPA IN 15 YEARS (12/28)** – The Buccaneers defeat the Detroit Lions 20-10 in front of a sellout crowd of 73,361 in the final game played at Houlihan's Stadium. The game is marked by outstanding individual performances, including FB Mike Alstott's team playoff-record 31-yard touchdown run in which he barrels through a variety of Lions defenders.

**1998**

**NFL-HIGH EIGHT BUCS PLAY IN PRO BOWL (2/1)** – As further recognition of the team's dramatic rise in league prominence, a team-record and NFL-most eight Buc players are selected to play in the Pro Bowl. Joining third-time selection LB Hardy Nickerson are first timers FB Mike Alstott, LB Derrick Brooks, QB Trent Dilfer, RB Warrick Dunn, S John Lynch, C Tony Mayberry and DT Warren Sapp.

**DUNGY RECEIVES NEW CONTRACT (3/11)** – After tying the franchise record for victories in a season with 10, Head Coach Tony Dungy is rewarded by Owner Malcolm Glazer with a new five-year contract that essentially voids out his original contract.

**SAPP SIGNS EXTENSION TO BECOME TEAM'S HIGHEST-PAID PLAYER (3/18)** – Pro Bowl DT Warren Sapp agrees to a six-year contract that makes him the wealthiest player in team history and one of the highest paid defensive tackles in the league.

**MCKAY RECEIVES CONTRACT EXTENSION (4/30)** – Owner Malcolm Glazer rewards General Manager Rich McKay with a new five-year contract extension for his efforts in assembling one of the league's most talent-rich rosters. McKay's new deal guarantees that he will be with the team through the 2002 season.

**BUCS SELL OUT INAUGURAL RAYMOND JAMES STADIUM SEASON (8/2, 8/15)** – For the first time in team history, the Buccaneers entire home schedule is sold out before the season begins. Though the Bucs will play seven straight road games (including pre-season) to open 1998, the entire sum of single-game tickets for the eight home games in Raymond James Stadium sells out on the first day of availability.

**BUCS OPEN NEW ERA IN RAYMOND JAMES STADIUM WITH DRAMATIC VICTORY (9/20)** – Raymond James Stadium, already known as 'The Crown Jewel of the NFL', officially opens as the Buccaneers take on arch-rival Chicago. TE Dave Moore's acrobatic one-handed touchdown catch sparks a 27-point rally as Tampa Bay wins its Raymond James Stadium debut, 27-15.

**TAMPA BAY OUTGUNS UNDEFEATED MINNESOTA IN RAYMOND JAMES SHOOTOUT (11/1)** – The Buccaneers ruin their Raymond James Stadium record to 4-0 with an eye-opening, 27-24 upset of the previously undefeated Minnesota Vikings. The Vikings' only regular-season loss of 1998 is powered by a Buccaneer-record 246 rushing yards, including the first dual-100-yard performance in team history by FB Mike Alstott (128 yards) and RB Warrick Dunn (115).

**FIRST MONDAY NIGHT FOOTBALL VICTORY IN 16 YEARS COMES AT EXPENSE OF PACKERS (12/7)** – Having ended a 15-year hiatus from ABC's Monday Night Football earlier in the year at Detroit, Tampa Bay records its first MNF victory since 1982 with a 24-22 dismissal of Green Bay. QB Trent Dilfer completes 64 and 62-yard TD passes to WR Jacquez Green and WR Reidel Anthony and the Buccaneer defense records eight sacks and a team-record eight forced fumbles.

**BUCS BLANK CINCY FOR FIRST ROAD SHUTOUT (12/27)** – Tampa Bay records the third shutout in team history, the first since 1985 and the first on the road with a 35-0 dismantling of Cincinnati in the season finale. FB Mike Alstott ties a team-record with three touchdown runs as the Bucs open a 28-0 lead by halftime.

**1999**

**FIVE BUCS MAKE REPEAT PRO BOWL VISIT (2/7)** – A five-some of Bucs, the second-largest contingent in team history, represents the NFC in the Pro Bowl; all five are repeat honorees from the team's NFL-high group of eight Pro Bowlers in 1998. LB Hardy Nickerson makes his fourth visit, tying TE Jimmie Giles for the second-most in team history, and DT Warren Sapp, LB Derrick Brooks, C Tony Mayberry and FB Mike Alstott all make their second trips.

**BUCS COMPLETE UNDEFEATED PRESEASON (9/3)** — Rookie QB Shaun King hits rookie WR Darnell McDonald on a three-yard TD pass with seven seconds left, lifting the Bucs to a 16-13 win over host Washington. The victory caps a 4-0 preseason campaign, the franchise's first in 16 years.

**SACK ATTACK SMOTHERS EAGLES (9/19)** — Tampa Bay's swarming defensive line racks up nine sacks in a 19-5 win at Philadelphia. DT Warren Sapp and DE Chidi Ahanotu each collect three sacks, while DE Marcus Jones bags two and DT Brad Culppepper adds one. The nine-sack effort falls one sack short of the team record of 10, set in 1979 at Baltimore.

**GRAMATICA BOOTS ATLANTA (11/21)** — Rookie K Martin Gramatica kicks four FGs, including a game-winning 53-yarder with 58 seconds remaining, to rally Tampa Bay to a 19-10 win over Atlanta at Raymond James Stadium. Gramatica had earlier nailed attempts from 24, 26 and 50 yards. He became the first Buccaneer kicker to boot two 50-plus-yard FGs in one game. The last time a rookie K booted a game-winning FG of that length was San Francisco's Steve Mike-Meyer, who nailed a 54-yarder against the Rams (11/9/75).

**KING SHINES IN RELIEF ROLE (11/28)** — Rookie QB Shaun King replaces an injured Trent Dilfer (clavicle) and escorts Tampa Bay to a 16-3 win at Seattle. The win marks the club's first in the Kingdom. King hits WR Jacquez Green for his first career completion, then later lofts a scoring toss to TE Patrick Hape, sealing Tampa Bay's fourth consecutive victory.

**RECORD CROWD LIFTS BUCS TO MONDAY NIGHT WIN (12/6)** — Tampa Bay beats Minnesota 24-17 before a then-record crowd of 65,741 at Raymond James Stadium. The game marks the starting debut of rookie QB Shaun King, who throws two second-half TD passes. Tampa Bay's swarming defense forces four Viking turnovers, including a 55-yard INT return by CB Donnie Abraham on the third play of the game.

**BUCS WIN SIXTH CONSECUTIVE GAME (12/12)** — Tampa Bay rallies for two fourth-quarter TDs to defeat Detroit 23-16 at Raymond James Stadium. The win is the Bucs' sixth consecutive triumph, breaking the team mark of five consecutive victories (1979, 1997). In the process, Tampa Bay assumes sole possession of first place in the NFC Central Division.

**BUCS SET HOME WIN MARK AGAINST PACKERS (12/26)** — Tampa Bay completes its 1999 home slate with a club-record 7-1 mark after a 29-10 triumph over Green Bay. FB Mike Alstott runs for two TDs in the fourth quarter to seal the win. The Bucs' previous best home record was a 6-2 mark, set in 1984 and 1998. Tampa Bay also clinches its fifth-ever playoff appearance.

## 2000

**BUCS CLAIM FIRST NFC CENTRAL TITLE IN 18 YEARS (1/2)** — The Bucs beat Chicago 20-6 at Soldier Field to claim their first NFC Central Division title since 1981. Tampa Bay also concludes the regular season with a franchise-record 11 wins. The Bucs rush for 143 yards and hold the potent Bears offense to two FGs. An estimated crowd of 5,000 greets the champs upon their arrival at One Buccaneer Place Sunday night.

**FOUR BUCS EARN FIRST-TEAM-ALL-PRO HONORS (1/8)** — Four Buccaneers — FB Mike Alstott, LB Derrick Brooks, S John Lynch and DT Warren Sapp — earn first-team All-Pro honors from the Associated Press. Tampa Bay could claim five first team AP All-Pro selections in the franchise's first 23 seasons of existence. The Bucs tied the eventual Super Bowl champion Rams for most players on the 1999 squad.

**SAPP NAMED AP NFL DEFENSIVE PLAYER OF THE YEAR (1/13)** — DT Warren Sapp earns NFL Defensive Player of the Year honors from the Associated Press. In a poll of 50 media members, Sapp receives 19 votes, edging out Tennessee DE Jevon Kearse. Sapp is the first Buccaneer to win the award since Hall of Famer Lee Roy

Selmon won the trophy in 1979. Sapp finished the regular season with 54 tackles and a career-best 12.5 sacks.

**BUCS RALLY PAST REDSKINS IN DIVISIONAL PLAYOFF (1/15)** — Tampa Bay rallies from a 13-0 deficit to defeat the Washington Redskins 14-13 in an NFC divisional playoff game before a record crowd of 65,835 at Raymond James Stadium. QB Shaun King hits TE John Davis on a one-yard TD toss midway through the fourth quarter to give the Bucs their first and only lead. Tampa Bay's defense holds Washington's second-ranked offense to 157 total yards and no offensive TDs. The win propels the Bucs to their first NFC Championship Game in 20 years.

**TAMPA BAY FALLS ONE WIN SHY OF SUPER BOWL (1/23)** — Tampa Bay's valiant defensive effort falls short as the St. Louis Rams rally late for an 11-6 win in the NFC Championship Game at the Trans World Dome. The Bucs hold the high-powered Rams offense 22 points below their season average. St. Louis would capture Super Bowl XXXIV the following Sunday in Atlanta.

**SIX BUCS HELP COACHING STAFF DEFEAT AFC IN PRO BOWL (2/6)** — The NFC, led by Tony Dungy and the rest of the Buccaneers coaching staff, whips the AFC 51-31 in the highest-scoring Pro Bowl ever. Tampa Bay is represented by six players — FB Mike Alstott, LB Derrick Brooks, S John Lynch, C Tony Mayberry, LB Hardy Nickerson and DT Warren Sapp. Alstott scores three TDs and Brooks returns a QB Mark Brunell INT for a score.

**BUCS INK 11-TIME PRO BOWLER MCDANIEL (3/1)** — The Bucs snag another former Vikings offensive lineman, signing perennial Pro Bowl G Randall McDaniel to a three-year contract. McDaniel, who spent his previous 12 seasons in Minnesota, owns the NFL record for consecutive Pro Bowl starts with 11. He enters the 2000 season with 170 consecutive starts, second only to Tennessee's Bruce Matthews (197) among active players.

**BUCS TRADE FOR JETS WR JOHNSON (4/12)** — The Bucs trade their two first-round picks (13th, 27th overall) in the 1999 NFL Draft to the New York Jets for two-time Pro Bowl WR Keyshawn Johnson. Tampa Bay then signs Johnson to an eight-year contract. Johnson's 305 catches over his first four NFL seasons trail only WR Marvin Harrison (Colts, 311, 1996-98) and WR Andre Rison (Falcons, 308, 1989-92) in league annals. The fifth-year pro can also boast 31 career scoring grabs.

**BUCS RECORD LARGEST MARGIN OF VICTORY IN HOME OPENER (9/10)** — Tampa Bay records the largest margin of victory in team history with a 41-0 win over Chicago in its home opener at Raymond James Stadium. The Bucs defense extends their streak to 14 quarters against Chicago without allowing a touchdown, and limits the Bears to just 165 total yards, including 49 passing, while forcing four turnovers.

**BUCS KNOCK OFF UNDEFEATED VIKINGS (10/29)** — The Bucs offense scores on each of its first four possessions as Tampa Bay snaps a four-game skid and ends Minnesota's 7-0 start at Raymond James Stadium. Tampa Bay's 31 first-half points ties the club record for points in a half. For the first time in club history, Tampa Bay scores 40-plus points in a game twice in the same season.

**SAPP SETS SINGLE-SEASON SACK RECORD (11/26)** — DT Warren Sapp breaks DE Lee Roy Selmon's franchise record for sacks in a season with two — giving him 13.5 for the year — as Tampa Bay downs Buffalo 31-17 at Raymond James Stadium. The Bucs' defense notches six sacks overall to surpass the club's single-season record of 44 in 1997.

**DUNN LEADS CLUB-RECORD DAY ON THE GROUND (12/3)** — Tampa Bay sets a club record with 250 yards rushing, including a career-high 210 by RB Warrick Dunn, on the way to a 27-7 victory over Dallas at Raymond James Stadium. Dunn's performance marks the second-best single-game effort in Bucs' history. K Martin Gramatica adds a 25-yard FG prior to halftime, tying the franchise record for consecutive field goals made with his 16th straight.



**BUCS SET FRANCHISE MARK FOR POINTS SCORED (12/10)** – S Damien Robinson intercepts Miami QB Jay Fiedler at the Bucs nine-yard line with 14 seconds remaining as Tampa Bay holds on for a 16-13 victory at rainy Pro Player Stadium. With the 16 points, Tampa Bay sets a club record for points in a season with 336, eclipsing the previous mark of 335 points in 1984. In addition, K Martin Gramatica breaks his own record for points in a season.

**TAMPA BAY CLINCHES SECOND STRAIGHT PLAYOFF BERTH (12/18)** – RB Warrick Dunn scores his third rushing touchdown of the game with 48 seconds remaining as Tampa Bay rallies for a 38-35 win over St. Louis before a national television audience on Monday Night Football. With the win at Raymond James Stadium, the Bucs clinch their second straight playoff berth and third in the last four seasons. Head coach Tony Dungy also becomes the winningest coach in franchise history with his 45th coaching victory.

## 2001

**CHRISTENSEN PROMOTED TO OFFENSIVE COORDINATOR (1/26)** – Quarterbacks coach Clyde Christensen is promoted to offensive coordinator. Christensen coached Tampa Bay's quarterbacks in 1999 and 2000 after tutoring the tight ends for his first three years from 1996-98.

**BUCS HOST THIRD SUPER BOWL (1/28)** – Baltimore defeats the N.Y. Giants, 34-7 as Tampa Bay plays host to Super Bowl XXXV at Raymond James Stadium.

**LEAGUE-HIGH AND TEAM-RECORD NINE BUCS PLAY IN PRO BOWL (2/4)** – Tampa Bay boasts a league-high and team-record nine players in the 2001 Pro Bowl in Hawaii. The Bucs' contingent includes a club-record six starters, but the AFC posts a 38-17 victory.

**BUCS GRAB BRAD JOHNSON IN FREE AGENCY (3/6)** – Tampa Bay ventures into free agency and returns with the biggest name on the market in Washington Redskins QB Brad Johnson. Johnson, who ranks third all-time in completion percentage, signs a five-year contract.

**RICE JOINS THREE OTHER FIRST-ROUNDERS ON DEFENSIVE LINE (3/23)** – Arizona Cardinals Pro Bowl DE Simeon Rice signs a five-year contract with Tampa Bay, joining a defensive line that features three other former first-round draft picks. Rice, who established an Arizona franchise mark with 16.5 quarterback sacks in 1999, notched 51.5 career sacks with the Cardinals.

**JOHN MCKAY DIES (6/10)** – John McKay, the first coach in Buccaneers history, dies of kidney failure due to complications from diabetes at the age of 77. McKay coached Tampa Bay from 1976-1984, leading the team to three playoff appearances, including a trip to the 1979 NFC Championship Game.

**BUCS SECOND GAME POSTPONED DUE TO TERRORIST ATTACKS (9/16)** – Due to the terrorist attacks on America on September 11, the NFL postpones all of its games on September 16 and 17, including the Bucs' home contest against Philadelphia. The games are rescheduled for the first weekend in January, with the rest of the playoff schedule, including the Super Bowl, moving back one week. Due to an already-scheduled bye in Week Three, the Bucs have a bizarre, 21-day layoff between the first and second games of the season.

**ALSTOTT LEADS ANOTHER HOME POUNDING OF THE VIKINGS (10/28)** – Almost exactly one year after demolishing Minnesota, 41-13, in Raymond James Stadium on 10/29/00, the Bucs prove it was no fluke with a 41-14 decision over the Vikings on 10/28/01. FB Mike Alstott leads the runaway victory with 129 rushing yards, tying a team and personal record with three rushing touchdowns.

**FIRST MNF ROAD VICTORY GIVES BUCS ANOTHER PRIME-TIME WIN OVER RAMS (11/26)** – For the second time in two years, the Buccaneers defeat the St. Louis Rams on Monday Night Football, following up a 38-35 thriller in Tampa in 2000 with a 24-17 victory at St. Louis in 2001. The win, which stands as the first road

win for the Bucs on Monday Night Football in team history, gives the Bucs a measure of revenge in the stadium that saw their run to the 1999 Super Bowl come to an end.

**BUCS RECORD THIRD STRAIGHT ROAD WIN (12/2)** – During yet another December surge, the Buccaneers defeat the Cincinnati Bengals, 16-13 in overtime, when S John Lynch forces and recovers a fumble at the Bengals' three-yard line early in the extra period, setting up K Martin Gramatica's game-winning field goal. Following wins at Detroit and St. Louis, the victory over Cincinnati gives Tampa Bay three consecutive road wins for the first time in franchise history.

**BUCS TIE SINGLE-GAME SCORING RECORD IN CRUCIAL WIN OVER NEW ORLEANS (12/23)** – In a contest that would basically eliminate the loser from playoff contention and nearly guarantee the winner a postseason spot, the Buccaneers explode for 48 points in a blowout win over New Orleans. Taking a 30-0 halftime lead, the Bucs cruise to the 48-21 win, tying the team record for points scored in a single game (also against Atlanta, 9/13/97).

## 2002

**DUNGY DISMISSED (1/14)** – The team announces that Head Coach Tony Dungy has been relieved of his coaching duties after six seasons. Dungy posted a 54-42 record at the helm and led the Buccaneers to the playoffs in four of his six campaigns.

**GRUDEN INTRODUCED (2/20)** – New Head Coach Jon Gruden is introduced at a press conference at a downtown hotel after becoming the seventh head coach in franchise history. Gruden, 38, spent four seasons (1998-2001) as head coach of the Oakland Raiders.

**TAMPA BAY STARTS TRAINING CAMP AT DISNEY (7/29)** – The Buccaneers begin their first season under new Head Coach Jon Gruden at Disney's Wide World of Sports Complex at Walt Disney World Resort. For the first time, Tampa Bay will conduct training camp at Disney after training at the University of Tampa since 1987. The Buccaneers are the first NFL team to conduct training camp at Disney's sports complex.

**GRUDEN MAKES BUCCANEERS DEBUT (9/8)** – Jon Gruden, the Buccaneers seventh head coach, makes his regular season debut at Raymond James Stadium in a 26-20 overtime loss to the New Orleans Saints. Tampa Bay trails 20-10 late in the fourth quarter when they post a frantic 10-point comeback to send the game into overtime. The Bucs are forced to punt deep in their own territory on their third possession of overtime. P Tom Tupa lines up to punt, but senses pressure and is forced to pull the ball down and attempt a pass. Saints LB James Allen intercepts the pass in the end zone, giving New Orleans the victory.

**TAMPA BAY DEFENSE STIFLES ANOTHER ROAD OPPONENT (10/6)** – For the third straight road contest, the Bucs defense does not allow a touchdown and posts an interception return for a score in a club-record fourth straight game en route to a 20-6 win over the Atlanta Falcons at the Georgia Dome. The defense ties a then season-high with four interceptions—all in the second half—and adds four sacks against the Falcons. LB Derrick Brooks becomes the first linebacker in NFL history with three interception returns for touchdowns in a single season.

**RICE SETS NFL RECORD (12/1)** – In a Week 13 contest at New Orleans, DE Simeon Rice sets an NFL single-season record by recording his fifth consecutive multi-sack game. His three-sack performance against the Saints highlights a five-game streak that began at Carolina on October 27, during which he totaled 11 sacks, 29 tackles, four forced fumbles and one pass defended.

**BUCCANEERS CLAIM FIRST NFC SOUTH TITLE (12/22)** – Tampa Bay and New Orleans enter their Week 16 contests with the Bucs holding a one-game advantage in the NFC South. New Orleans suffers a 20-13 loss at Cincinnati on Sunday, thereby giving the first NFC South Division title to Tampa Bay before the Buccaneers

take the field the following night against Pittsburgh. The division title is the fourth in Buccaneers history.

**GRAMATICA LEADS BUCS TO FRANCHISE-BEST 12TH VICTORY (12/29)** – Tampa Bay closes out the first regular season under Jon Gruden with its club record 12th win against the Chicago Bears in Champaign, IL. K Martin Gramatica kicks a career-high and team-record five field goals and the Bucs defense registers four interceptions in a 15-0 shutout. The win also marks the second road shutout of the season for the Buccaneers and is the first Tampa Bay victory in 22 tries when the thermometer reads below 40 degrees. With the victory, Tampa Bay finishes 6-2 on the road; the most wins away from home in franchise history, and secures the No. 2 seed in the NFC playoffs.

## 2003

**BROOKS NAMED NFL DEFENSIVE PLAYER OF THE YEAR (1/8)** – LB Derrick Brooks, the Bucs all-time leader in tackles, garners NFL Defensive Player of the Year honors. As part of the league's top-ranked defense in 2002, Brooks led the team with 170 tackles and tied for fourth in the NFC with five interceptions. Brooks was also selected to a club-record sixth-consecutive Pro Bowl in 2002 (as was DT Warren Sapp). His four touchdowns on turnovers in 2002 tied for the second-most in a single season in NFL history. He later adds another touchdown on an interception return in Super Bowl XXXVII.

**BUCS ADVANCE TO NFC CHAMPIONSHIP GAME (1/12)** – Tampa Bay qualifies for the NFC Championship Game for the third time in club history by defeating San Francisco 31-6 at Raymond James Stadium in an NFC Divisional Playoff contest. Tampa Bay races to a 28-6 halftime lead, scoring touchdowns on three consecutive possessions in the first half. The Bucs force five 49er turnovers and keep San Francisco out of the end zone for the first time in 50 games (including postseason).

**BUCS CLAIM NFC TITLE (1/19)** – Tampa Bay clinches its first NFC crown and Super Bowl berth with a 27-10 victory over the Philadelphia Eagles in the final game at Veterans Stadium. The Bucs defense forces three Eagle turnovers en route to securing the club's first postseason road win in franchise history. CB Ronde Barber paces an outstanding defensive effort and secures the victory with a club-record 92-yard interception return for a touchdown late in the fourth quarter.

**BUCS WIN SUPER BOWL XXXVII (1/26)** – The Bucs defeat the Oakland Raiders, 48-21, in Super Bowl XXXVII in San Diego behind a suffocating defense, setting Super Bowl records with five interceptions and three interception returns for touchdowns. It is the first NFL Championship in club history. At the age of 39, Jon Gruden becomes the youngest head coach to win a Super Bowl. S Dexter Jackson is named the game's MVP as the Bucs' top-ranked defense stifles the Raiders and the league's number one ranked offense. Tampa Bay limits Oakland to just 62 total yards in the first half, the second-fewest in Super Bowl history, and finishes the game surrendering just 269 total yards and 11 first downs. RB Michael Pittman runs for a season-high 125 yards and WR Keenan McCardell scores two touchdowns. LB Derrick Brooks seals the victory with a late fourth quarter interception return for a touchdown and CB Dwight Smith sets a Super Bowl record by returning a pair of second-half interceptions for touchdowns.

**WORLD CHAMPIONS PARADE THROUGH TAMPA (1/28)** – Following their 48-21 victory over Oakland in Super Bowl XXXVII, the World Champion Tampa Bay Buccaneers parade through downtown Tampa where more than 150,000 fans line the streets and crowd office buildings to celebrate the city's first major professional sports championship.

**BUCS SIGN DEFENSIVE COORDINATOR MONTE KIFFIN TO A NEW CONTRACT (1/30)** – Tampa Bay signs Monte Kiffin, architect of the NFL's top-ranked defense, to a new, three-year contract. Kiffin, a head coaching candidate, is rewarded for designing the first defense since the 1985 Chicago Bears to lead the league in total

defense, fewest points allowed and total interceptions. Tampa Bay's defense allowed just 196 points in 2002, the fifth-fewest in a single season in NFL history during a 16-game schedule.

**SEVEN BUCS APPEAR ON PRO BOWL ROSTER (2/2)** – Tampa Bay has seven players on the roster for the 2003 Pro Bowl in Hawaii; FB Mike Altstott, LB Derrick Brooks, QB Brad Johnson, S John Lynch, LB Shelton Quarles, DE Simeon Rice and DT Warren Sapp. A total of six Buccaneers, all but Sapp due to an injury, see game action in the 45-20 AFC victory.

**BUCS DEFEAT THE JETS IN THE 2003 AMERICAN BOWL IN TOKYO, JAPAN (8/2)** – The defending Super Bowl champion Tampa Bay Buccaneers opened the preseason with a 30-14 victory over the N.Y. Jets in the 2003 American Bowl in their first-ever international appearance at the Tokyo Dome. Tampa Bay, which played in the final game of the 2002 season in its victory over the Oakland Raiders in Super Bowl XXXVII, joined the Jets in the first game of the 2003 preseason in Tokyo, Japan. Tampa Bay also conducted a pair of practices at the Tokyo Dome in preparation for the exhibition contest.

**BUCS DEFEAT EAGLES IN 2003 REGULAR SEASON OPENER (9/8)** – The defending Super Bowl champion Tampa Bay Buccaneers open up the regular season with a convincing 17-0 victory over Philadelphia in the Eagles' first regular season game at Lincoln Financial Field. WR Joe Jurevicius caught a pair of second half touchdowns, including a spectacular fourth quarter scoring reception in which he deflected the ball over an Eagles defender, spun to his left and dove to haul in the improbable touchdown catch. Tampa Bay's defense limited the Eagles to just 245 total yards as Philadelphia suffered a home shutout for the first time since 1998.

**BUCS POST SECOND SHUTOUT OF THE SEASON (10/26)** – Tampa Bay forces three turnovers and limits Dallas to 178 total yards of offense as the Bucs post their second shutout of the season, defeating the Dallas Cowboys 16-0 at Raymond James Stadium. The shutout marks the eighth in club history, including four over the past two seasons (2002 and 2003).

**BUCS RECORD-SETTING SACK STREAK ENDS AT 69 (11/16)** – Tampa Bay, which had recorded at least one sack in an NFL-record 69 consecutive games, is held sackless by the Green Bay Packers. It was the first time the Bucs defense had failed to register at least one sack since October 3, 1999 at Minnesota. During that 69-game streak, the Bucs defense also became the first unit to register at least one sack and one takeaway in 50 consecutive games since 1963.

**ATLANTA FALCONS NAME RICH MCKAY PRESIDENT AND GENERAL MANAGER (12/15)** – The Atlanta Falcons name Rich McKay President and General Manager. McKay spent the previous 12 seasons with Tampa Bay (1992-2003), including the past nine years (1995-2003) as the club's general manager. Under McKay, the Bucs made five playoff appearances, won two division titles and captured the club's first Super Bowl championship in 27 seasons with a 48-21 victory over the Oakland Raiders in Super Bowl XXXVII.

**FOUR BUCS SELECTED TO THE PRO BOWL (12/18)** – Tampa Bay has four players selected to the 2004 Pro Bowl: LB Derrick Brooks, WR Keenan McCardell, DE Simeon Rice and DT Warren Sapp. Brooks and Sapp are named to the Pro Bowl for the seventh consecutive time, eclipsing Hall of Famer Lee Roy Selmon's club record of six total appearances and consecutive appearances at the annual All-Star game.

## 2004

**ALLEN NAMED THIRD GENERAL MANAGER IN CLUB HISTORY (1/9)** – The Bucs name Bruce Allen the third general manager in club history. Allen joins Tampa Bay after spending the previous nine seasons (1995-2003) with the Oakland Raiders, helping the team to three division titles, two AFC Championship Game appearances and a berth in Super Bowl XXXVII.

**BUCS NAME DOUG WILLIAMS PERSONNEL EXECUTIVE (2/12)** – The Bucs reclaim one of the greatest players in club history by naming Doug Williams personnel executive for the team. Williams, who spent the last six seasons (1998-2003) as head coach of his alma mater at Grambling State University, compiled a 52-18 record and led the Tigers to three consecutive Southwestern Athletic Conference titles (2000-2002). A former first-round draft pick by Tampa Bay in the 1978 NFL Draft (17th overall), Williams led the Bucs to the first three playoff appearances in team history (1979, 1981 and 1982), including an appearance in the 1979 NFC Championship Game in just the club's fourth year of existence.

**BUCS UNVEIL PLANS FOR NEW TRAINING FACILITY (3/17)** – The Bucs unveil plans for their new, 136,320 square foot state-of-the-art training facility, promising a "world class facility" that will be the finest in the National Football League. The spectacular and innovative facility will be built on the Tampa Bay Center mall site across the street from Raymond James Stadium. The signature of the new facility will be its breathtaking entrance, which features the world's largest football towering nearly five stories tall. Since the team's inception in 1976, Tampa Bay has been based at One Buccaneer Place, a training facility located near the Tampa International Airport. The new facility will be ready prior to the 2006 season.

**BUCS ACQUIRE WR JOEY GALLOWAY (3/19)** – The Bucs acquire WR Joey Galloway from the Dallas Cowboys for WR Keyshawn Johnson.

**HURRICANE CHARLEY FORCES BUCS TO RESCHEDULE PRESEASON GAME (8/14)** – Because of the threat of Hurricane Charley, the Buccaneers reschedule their August 14 preseason contest against the Cincinnati Bengals for Monday, August 16. The Bucs organize a program to collect monetary donations at the contest that will be directed to appropriate Hurricane Charley relief efforts.

**DERRICK BROOKS AND THE BUCS COLLABORATE TO HELP HURRICANE IVAN VICTIMS (9/18)** – Derrick Brooks Charities and the Tampa Bay Buccaneers organize a program to collect monetary donations prior to the game between Tampa Bay and Seattle at Raymond James Stadium on September 19. In addition, Derrick Brooks Charities donates \$1000 for each tackle Derrick makes against the Seahawks. All funds collected are directed to appropriate Hurricane Ivan relief efforts in Brooks' hometown of Pensacola, Florida.

**BROWN RECORDS 100TH CAREER TOUCHDOWN RECEPTION AGAINST FORMER TEAM (9/26)** – In a rematch of Super Bowl XXXVII, Buccaneers WR Tim Brown returns to Oakland to haul in his 100th career touchdown reception, becoming just the fourth player in NFL history to accomplish the feat, with a 16-yard score in the fourth quarter.

**BUCS EARN LARGEST MARGIN OF VICTORY SINCE 2000 SEASON (11/21)** – Tampa Bay defeats the San Francisco 49ers 35-3 at Raymond James Stadium to post its largest margin of victory since the 2000 season. The Bucs defense limits the 49ers to 26 total yards and two first downs in the first half and finishes the contest surrendering just 197 total yards, while forcing five sacks and two turnovers. The offense is equally impressive, racking up 352 yards as RB Michael Pittman rushes for 106 yards on 21 carries with two touchdowns.

**CLAYTON SETS BUCS ROOKIE RECEIVING RECORD (11/28)** – Bucs rookie WR Michael Clayton hauls in eight receptions for 77 yards in the Week 11 contest at Carolina to move into first place all-time in team history for most receiving yards by a rookie in a season. Through 11 contests in 2004, Clayton posts 60 receptions for 828 yards, surpassing WR Lawrence Dawsey's 818 yards as a rookie in 1991.

**RICE RECORDS 100TH CAREER SACK AS BUCS POST NINTH SHUTOUT IN FRANCHISE HISTORY (12/5)** – Tampa Bay records the ninth shutout in franchise history with a 27-0 victory over the Atlanta Falcons at Raymond James Stadium. Buccaneers DE Simeon Rice records the 100th and 101st sacks of his career, becoming just the 22nd player in league history and only the second active player to reach the 100-sack plateau. The

Buccaneers defense records five sacks and forces five turnovers, intercepting QB Michael Vick twice and forcing two fumbles by the Falcons signal caller.

**TWO BUCS EARN PRO BOWL HONORS (12/22)** – The NFL announces that two Buccaneers, LB Derrick Brooks and CB Ronde Barber, have been selected to the 2005 AFC-NFC Pro Bowl. Brooks, who was selected for the eighth time to the Pro Bowl, becomes the franchise's all-time leader in Pro Bowl appearances, breaking a tie with former teammate DT Warren Sapp. Brooks' eight consecutive Pro Bowl appearances (1997-04) also establish a new team record. Barber is named to his second career Pro Bowl after making his first appearance in 2001.

**BUCS CLAYTON SETS ROOKIE TOUCHDOWN RECORD (12/26)** – Bucs rookie WR Michael Clayton catches a career-high two touchdowns against the Carolina Panthers at Raymond James Stadium, moving him into first place for most touchdown receptions by a rookie in franchise history. His six touchdown receptions on the season surpass the previous rookie record of five touchdown catches by WR Kevin House in 1980.

## 2005

**BUCS SELECT CARNELL "CADILLAC" WILLIAMS WITH FIFTH PICK IN NFL DRAFT (4/23)** – The Buccaneers draft Auburn RB Carnell "Cadillac" Williams with their first selection (fifth overall) in the 2005 NFL Draft. The selection of Williams marks the fourth time in team history that Tampa Bay has drafted a running back in the first round and the first time since 1997 (Warrick Dunn – 12th overall).

**WILLIAMS SETS NFL RECORD FOR MOST RUSHING YARDS IN FIRST THREE GAMES (9/25)** – In his first three games, Bucs rookie RB Carnell "Cadillac" Williams totals an NFL-record 434 rushing yards, becoming the first running back to begin his career with three consecutive 100-yard performances. Following his record-breaking performance, Williams' shoes and gloves are displayed at the Pro Football Hall of Fame.

**BARBER MATCHES OWN CLUB RECORD WITH THREE INTERCEPTIONS (12/4)** – CB Ronde Barber records a career-high tying three interceptions against the New Orleans Saints in Baton Rouge, LA to tie his own club record. His previous three interception performance also came against the Saints in 2001. Barber goes on to finish the season with five picks to lead the Buccaneers and tie for seventh in the NFC.

**BARBER BECOMES MEMBER OF EXCLUSIVE 20/20 CLUB (12/11)** – CB Ronde Barber records the 20th sack of his career at Carolina to join the 20 sack/20 interception club. He becomes the first cornerback in NFL history and just the seventh player all time to accomplish the feat.

**THREE BUCS NAMED TO PRO BOWL (12/21)** – The NFL announces that three Buccaneers, CB Ronde Barber, P Josh Bidwell and LB Derrick Brooks, have been selected to the 2006 AFC-NFC Pro Bowl. It marks Brooks' ninth consecutive selection to the all-star game, a team record for total and most consecutive appearances. Barber will make his third career appearance and second consecutive while Bidwell will play in his first career Pro Bowl.

**BUCCANEERS NOTCH 100TH OVERALL WIN UNDER GLAZER LEADERSHIP (12/24)** – In one of the most thrilling games in team history, the Buccaneers notch their 100th overall win since being purchased by Malcolm Glazer on January 16, 1995. The contest, against the division rival Atlanta Falcons, features four separate occasions in which the score is tied and five lead changes. The epic battle is prolonged when Bucs running back Cadillac Williams scores from six yards out on a fourth down run with 31 seconds remaining in regulation that forces overtime. In the extra period, the Buccaneers block a potential game-winning Atlanta field goal before successfully connecting on a 41-yard attempt of their own with only 54 seconds remaining in overtime. The milestone win emphasizes a reversal of fortunes for the Buccaneers, who prior to being purchased by Mr. Glazer, won just 87 games in 19 seasons.



## 2006

### BUCS CLAIM SECOND NFC SOUTH CROWN IN FOUR YEARS (1/1)

— Tampa Bay defeats the New Orleans Saints 27-13 in the final game of the regular season to earn its second NFC South division title in four seasons. Tampa Bay and the rival Carolina Panthers finish the regular season with identical 11-5 records, but the Buccaneers claim the NFC South by virtue of a better divisional record. The division title is the fifth in Buccaneers history.

### GALLOWAY SETS NEW FRANCHISE MARK FOR TOUCHDOWN RECEPTIONS (1/1)

— WR Joey Galloway records two touchdown receptions in the season finale against the New Orleans Saints, giving him 10 on the season to establish a new franchise record. Galloway's 10 touchdown receptions best the previous high of nine, held by WR Kevin House (1981), WR Bruce Hill (1988) and WR Mark Carrier (1989).

### WILLIAMS SETS BUCS ROOKIE RECORD FOR RUSHING YARDS IN A SEASON (1/1)

— RB Carnell "Cadillac" Williams finishes the season with 1,178 rushing yards to set a Buccaneers rookie record. His impressive rookie performance includes a team-record six 100-yard rushing games and three of the top 10 single-game rushing performances in team history.

### BUCANEERS DEFENSE FINISHES THE SEASON AS THE TOP-RANKED UNIT IN THE NFL (1/1)

— Tampa Bay's defense finishes the season ranked No. 1 in total defense for the third time (1979, 2002 and 2005) in team history. The 2005 season also marks the ninth consecutive year (1997-2005) the Buccaneers ranked in the Top 10 in total defense, the longest active streak in the league and tied for the second-longest streak since 1970.

### WILLIAMS NAMED NFL ROOKIE OF THE YEAR (2/2)

— RB Carnell "Cadillac" Williams beats out LB Shawne Merriman of the San Diego Chargers, LB Lofa Tatupu of the Seattle Seahawks, LB Odell Thurman of the Cincinnati Bengals and LB Demarcus Ware of the Dallas Cowboys for Diet Pepsi Rookie of the Year honors. Williams is selected by fans on NFL.com with more than one million votes cast during the regular season and playoffs for NFL Rookie of the Week and Rookie of the Year honors.

### BROOKS NAMED 2006 PRO BOWL PLAYER OF THE GAME (2/12)

— Making his ninth consecutive Pro Bowl appearance, LB Derrick Brooks earns Player of the Game honors after returning an interception 59 yards for a touchdown to catapult the NFC to a 23-17 victory over the AFC in the 2006 Pro Bowl.

### BUCANEERS PLAYERS AND COACHES BEGIN WORK AT NEW HEADQUARTERS (8/21)

— Arriving immediately after the conclusion of training camp in Central Florida, Buccaneers players and coaches move into the team's new 136,320-square-foot headquarters. Unmatched in grandeur by any other professional sports headquarters, the new base of operations spans more than 33 acres and provides the team with unparalleled resources of the highest quality. Some of those include a 7,900-square-foot weight room, technically advanced meeting rooms, three practice fields, a grand auditorium, high-tech coaches' studios with instant access to game film, a video-editing suite and a state-of-the-art training and rehabilitation area.

### BARBER RETURNS TWO INTERCEPTIONS FOR TOUCHDOWNS IN SAME GAME (10/22)

— Facing a Philadelphia Eagles team he had tormented in the past, CB Ronde Barber propels the Tampa Bay Buccaneers to a 23-21 victory by twice picking off QB Donovan McNabb, returning each interception for a touchdown. Barber's two TD returns mark the first time in franchise history that a player accomplishes such a feat in a regular season game. His two scores also make Barber the first player in team history to score two touchdown touchdowns of any kind in a regular season game.

### BRYANT KICKS HIS WAY INTO RECORD BOOKS (10/22)

— With the Buccaneers trailing the Philadelphia Eagles 21-20 with only four seconds remaining in the game, K Matt Bryant produces a last-second miracle, kicking a 62-yard field goal to give the

Bucs a 23-21 victory. Bryant's kick is the second-longest walk-off field goal in NFL history and the third-longest overall field goal in league annals. The previous long for the Buccaneers franchise was 57 yards by Michael Husted (12/19/93).

### BROOKS MOVES INTO FIRST PLACE IN TEAM HISTORY FOR GAMES PLAYED (11/5)

— In front of a home crowd and against the New Orleans Saints, perennial Pro Bowl LB Derrick Brooks plays in his 184th career game, moving into first place in Buccaneers' history for games played. The veteran defender shows no signs of slowing down as he finishes the contest with a team-leading and season-high 15 tackles, including two for a loss. Brooks finishes the season with 192 consecutive games played and 176 straight starts to lead all active Bucs players in both categories. He also ranks first in team history with 189 total starts.

### ROOKIE QB GRADKOWSKI MAKES HISTORY WITH INTERCEPTION-FREE STREAK (11/5)

— After a game against the New Orleans Saints in which he completes 18 of 31 passes for 185 yards and two touchdowns, Tampa Bay Buccaneers rookie QB Bruce Gradkowski runs his mark of pass attempts to 186 with only one interception. That number stands as a record for most attempts in NFL history by a quarterback before throwing a second interception. A week prior, against the New York Giants, Gradkowski became just the third quarterback in league history to throw only one interception in his first 150 pass attempts.

### BARBER MOVES INTO TIE FOR MOST INTERCEPTIONS IN TEAM HISTORY (11/13)

— With his third interception of the season, this time against Carolina Panthers QB Jake Delhomme, CB Ronde Barber notches his 31st career interception. That total places him in a tie for most interceptions by a Buccaneers player in team history with CB Donnie Abraham, who played for Tampa Bay from 1996-2001. Barber's historic pick comes in front of a Monday Night Football audience with 1:09 remaining in the second quarter of the contest.

### BUCANEERS PLAY IN THANKSGIVING GAME FOR FIRST TIME IN FRANCHISE HISTORY (11/23)

— For the first time in Tampa Bay's 31-year history, the Buccaneers participate in one of the NFL's nationally televised Thanksgiving Day games, squaring off against the Dallas Cowboys. The contest is the third game in an 11-day stretch for the Buccaneers, marking only the fourth time since 1978 that a team has played three games in 11 days, with two of the contests on the road.

### BUCANEERS WELCOME BACK PAST PLAYERS FOR TEAM'S FIRST ALUMNI WEEKEND (12/8)

— Approximately 120 former players representing a little over three decades of Buccaneers football are honored when the franchise holds its first Alumni Weekend. During the three-day celebration, former Bucs players who have given the franchise at least one full season of service watch practice, tour the team's new facility, participate in a golf event and attend a dinner party and gala at Raymond James Stadium. The weekend's activities culminate in a halftime tribute during a game against Atlanta in which the players take the field and are recognized by Buccaneers fans.

### THREE BUCS NAMED TO PRO BOWL (12/19)

— For the third consecutive season and fourth overall, CB Ronde Barber earns Pro Bowl honors after leading the Buccaneers with three interceptions and 20 passes defended to go along with his 108 tackles. Barber is later joined by Bucs TE/LS Dave Moore, who is selected as a "need player" by the NFC, and LB Derrick Brooks, who initially was chosen as first alternate at the outside linebacker position. For Moore, the selection represents the first of his career and first for a Bucs tight end since Jimmie Giles was selected in 1985. Moore is the first Buccaneers player to be chosen to the Pro Bowl as a long-snapper and just the third special teams performer to earn the invitation. Brooks is added to the NFC's roster when Chicago LB Lance Briggs pulls out of the game. His selection marks his 10th consecutive and 10th overall Pro Bowl selection — both team records.

**GLAZER FAMILY REACHES 100TH REGULAR SEASON WIN (12/24)**

— A 22-7 victory over the Cleveland Browns in the penultimate game of the season marks the 100th regular season victory for the Tampa Bay Buccaneers since it was purchased by Malcolm Glazer on January 16, 1995. Under the ownership of Mr. Glazer and his family, the club has posted a .521 winning percentage and captured its first Super Bowl championship. Prior to the Glazer family's ownership, the Buccaneers won just 87 games in 19 seasons, posting a .300 winning percentage.

**GALLOWAY REACHES 1,000 YARDS FOR SECOND STRAIGHT SEASON (12/31)**

— For only the second time in Tampa Bay's 31-year history, a Buccaneers receiver gains at least 1,000 receiving yards in two straight seasons when Joey Galloway reaches that mark against the Seattle Seahawks. Galloway finishes the season with a team-high 1,057 yards after logging 1,287 yards in 2005, also a club-high. Prior to Galloway's two consecutive 1,000-yard seasons, only Keyshawn Johnson achieved that feat, posting 1,266 yards in 2001 and 1,088 yards the following year.

**2007****BUCS SELECT GAINES ADAMS WITH FOURTH PICK IN NFL DRAFT (4/28)**

— The Buccaneers draft Clemson DE Gaines Adams with their first selection (fourth overall) in the 2007 NFL Draft. The selection of Adams marks the first time since 1999 that the Buccaneers use their first-round selection on a defensive player. It is also the highest pick Tampa Bay has used on a defensive player since 1990.

**BUCS UNVEIL THE LARGEST FLYING NON-US FLAG IN THE NATION (9/6)**

— The Buccaneers raise their new team flag, which measures over 4,000 square feet, at One Buccaneer Place following the afternoon practice. Buccaneers players and staff watch the flag ascend the 147.5-ft. pole on the west side of the team's headquarters as the team readies for its season-opening game in Seattle. At 80'x50' the flag is the largest flying non-US flag in the nation.

**GALLOWAY SURPASSES 10,000 RECEIVING YARDS (10/21)**

— With his 46-yard receiving performance at Detroit, WR Joey Galloway surpasses 10,000 career receiving yards. He becomes the eighth active player and just the 28th player in NFL history to reach the 10,000-yard plateau.

**GARCIA SETS CONSECUTIVE COMPLETIONS RECORD (10/21)**

— Facing his former team, QB Jeff Garcia completes a single-game team-record 18 consecutive completions against the Detroit Lions. Garcia has one of his best outings of the season, completing 37-of-45 passes for 316 yards and two touchdowns against the Lions.

**GARCIA'S CONSECUTIVE ATTEMPTS WITHOUT AN INTERCEPTION STREAK ENDS AT 197 (10/28)**

— QB Jeff Garcia begins his career as a Buccaneer by attempting 197 consecutive passes without throwing an interception, besting the previous team record by Brad Johnson, who went 187 consecutive attempts without a pick from 2001-2002. Dating back to the 2006 season, Garcia went 217 attempts without an interception in the regular season, the sixth-longest streak since 2001.

**BARBER BECOMES BUCCANEERS ALL-TIME INTERCEPTION LEADER (11/25)**

— CB Ronde Barber intercepts his 32nd career pass to move into first place on the team's career interception list. Barber's record-setting pick comes off QB Jason Campbell late in the fourth quarter to help Tampa Bay preserve a 19-13 victory over the Washington Redskins.

**CARTER RECORDS 100TH CAREER SACK (11/25)**

— In his first season with the Buccaneers, DE Kevin Carter posts the 100th sack of his career, dropping QB Jason Campbell in a win against the Redskins. Carter becomes the 24th player in NFL history to reach the 100-sack plateau.

**BUCS EARN THIRD NFC SOUTH TITLE IN SIX SEASONS (12/16)**

— Tampa Bay defeats the Atlanta Falcons 37-3 in Week 15 to earn its third NFC South division title in six seasons. Tampa Bay moves to 5-0 in its division for the first time since 1979 while clinching the sixth division title in team history and fourth since the Glazer family took over in 1995.

**BUCS POST FIRST-EVER KICKOFF RETURN FOR A TOUCHDOWN (12/16)**

— It took 1,865 kickoff returns, but WR Micheal Spurlock records the first kickoff return for a touchdown in team history on his 90-yard return against the Atlanta Falcons. He is one of 140 players to have returned a kickoff for the Buccaneers. The historic return helps propel the Buccaneers to the NFC South division title.

**GRAHAM SETS TEAM RECORD WITH SCORE IN SIXTH CONSECUTIVE GAME (12/16)**

— RB Earnest Graham, who began the year as a backup running back, scores a touchdown in his sixth consecutive game to set a new team record for most consecutive games with a touchdown. Graham's touchdown is his team-leading 10th of the year as he finishes the game against Atlanta with 22 carries for 79 yards and one touchdown.

**GALLOWAY POSTS THIRD CONSECUTIVE 1,000-YARD SEASON (12/23)**

— With a 29-yard reception in the second quarter at San Francisco, WR Joey Galloway becomes the first player in team history to record three consecutive and three overall 1,000-yard receiving seasons while also marking the first time in his 13-year career Galloway accomplished the feat. It goes down as the sixth 1,000-yard campaign of his career.

**2008****BROOKS BECOMES TEAM'S ALL-TIME LEADER IN PLAYOFF APPEARANCES, STARTS (1/6)**

— With his start in the NFC Wild Card matchup against the New York Giants, LB Derrick Brooks becomes the Bucs all-time leader in playoff games played (11) and started (11). Brooks, who already holds the franchise record for most career regular season games and starts, surpasses former teammates FB Mike Alstott and LB Shelton Quarles, who each played in 10 career postseason contests.

**ALSTOTT ANNOUNCES RETIREMENT (1/24)**

— Arguably the most popular player in team history, FB Mike Alstott retires after a 12-year career. A second-round selection (35th overall) in the 1996 draft, Alstott ends his career as the club record holder in touchdowns (71), rushing touchdowns (58) and Pro Bowl appearances by an offensive player (six). His 432 points ranks third in Buccaneer history and he is the only non-kicker in club annals to surpass the 400-point plateau. During his career, Alstott amassed 1,359 rushing attempts for 5,088 yards (both second in team history) and caught 305 passes (third in team history) for 2,284 yards. Alstott played in 158 career regular season games as a Buccaneer, seventh-most in team history, with 137 starts, fifth-most in team history, and 10 playoff games (tied for second in team history) with seven starts, including starting at fullback in the Buccaneers' 48-21 victory over the Oakland Raiders in Super Bowl XXXVII.

**GARCIA EARNS PRO BOWL SELECTION (1/24)**

— QB Jeff Garcia is added to the NFC squad for the 2008 AFC-NFC Pro Bowl, becoming the lone selection in the annual all-star event for the Buccaneers. Garcia, the NFC's first alternate at quarterback, replaces Green Bay Packers QB Brett Favre. His appearance is the fourth of his career and first as a Buccaneer. It marks just the third time in Buccaneers history that a quarterback has been named to the Pro Bowl, joining Trent Dilfer (1997) and Brad Johnson (2002). Garcia finished the season as the NFL's seventh-rated passer (94.6) and ranked second in the league with a team-record 1.2 interception percentage.

**BUCS SELECT AQIB TALIB IN NFL DRAFT (4/26)**

— The Buccaneers select Kansas CB Aqib Talib with their first selection (20th overall) in the 2008 NFL Draft. Talib becomes the highest cornerback ever selected by Tampa Bay and just the second defensive back the Buccaneers have ever drafted in the first round.

**ROOKIE SMITH SETS TEAM RETURN RECORD (11/2)**

— Buccaneers rookie RB/KR Clifton Smith sets a franchise record for the most return yards by an individual in a single game. Smith racks up 259 total return yards at Kansas City, including a 97-yard kickoff return for a touchdown. He becomes only the second player in team history to return a kickoff for a touchdown and the only player in team history to return a kickoff and punt for a touchdown as a Buccaneer.

**GRUDEN BECOMES BUCCANEERS ALL-TIME WINNINGEST COACH (11/2)** – With the Buccaneers 30-27 overtime victory at Kansas City, Jon Gruden becomes the all-time winningest coach in Buccaneers history. The victory is his 57th career win as Buccaneers head coach, surpassing Tony Dungy for the most wins ever in franchise history.

**FOUR BUCCANEERS EARN PRO BOWL HONORS (12/16)** – LB Derrick Brooks and rookie RB/KR Clifton Smith are selected to the NFL's annual all-star game in Hawaii. It marks Brooks' 11th selection, tops in team history and tied for second in NFL history for most Pro Bowl selections by a linebacker. Despite serving on the Buccaneers practice squad until Week 8 of the season, the undrafted Smith becomes the first kick returner in franchise history to be selected to the Pro Bowl and just the second rookie in team history, joining RB Warrick Dunn in 1997. In addition, Smith is only the third undrafted rookie free agent since 1970 to make the Pro Bowl. Named first alternates, CB Ronde Barber and G Davin Joseph, are later added to the Pro Bowl roster to round out the Buccaneers selections. It marks Barber's fifth career selection, moving him into a tie for fifth place in team history. Joseph's selection is the first of his career and marks the first time a Buccaneers offensive lineman is selected since 2000.

## 2009

**ANTONIO BRYANT NAMED COMEBACK PLAYER OF THE YEAR (1/15)** – In his first season with the Buccaneers, WR Antonio Bryant is named the 2008 Comeback Player of the Year by The Sporting News. Bryant finishes the season setting career highs and leading the team with 83 receptions for 1,248 yards and seven touchdowns.

**BUCCANEERS DISMISS GRUDEN, ALLEN (1/16)** – The Buccaneers dismiss head coach Jon Gruden and general manager Bruce Allen. Gruden coached the Buccaneers for seven seasons, compiling a 57-55 record during the regular season and 3-2 in the playoffs. Gruden led the Buccaneers to a victory in Super Bowl XXXVII and three NFC South Division titles. He leaves as the Buccaneers all-time winningest coach.

**MORRIS AND DOMINIK INTRODUCED AS HEAD COACH AND GENERAL MANAGER (1/17)** – The Buccaneers announce Raheem Morris as head coach and Mark Dominik as general manager in a press conference at One Buccaneer Place. Morris, who spent six of the previous seven seasons as a defensive assistant with the Buccaneers, is the youngest head coach in the NFL at the time of his hiring and the eighth head coach in team history. Dominik is the fourth general manager in club history after spending the previous 14 seasons in the Buccaneers personnel department in various capacities.

**QB JOSH FREEMAN DRAFTED IN THE FIRST ROUND (4/25)** – The Buccaneers select Kansas State QB Josh Freeman with their first selection (17th overall) in the 2009 NFL Draft. Freeman becomes the highest quarterback selected by Tampa Bay in the first round since Trent Dilfer was drafted sixth overall in the 1994 NFL Draft.

**TALIB TIES FRANCHISE RECORD WITH THREE INTERCEPTIONS (10/4)** – CB Aqib Talib picks off QB Jason Campbell three times at Washington to tie CB Ronde Barber's club record, which he accomplished twice. Talib finishes the season with five interceptions to tie for the team lead and establish a career high.

**BUCS PARTICIPATE IN NFL INTERNATIONAL SERIES (10/25)** – In just their second international appearance, and first during the regular season, Tampa Bay falls to the New England Patriots by a score of 35-7 as part of the NFL's International Series in London. A raucous crowd of 84,254, the largest to watch the Bucs all season, fill historic Wembley Stadium to take in the game.

**BUCCANEERS WEAR THROWBACK UNIFORMS, SELMON ENTERS RING OF HONOR (11/8)** – For the first time, Tampa Bay wears its 1976 Florida orange throwback uniforms in a comeback victory over the Packers. At halftime, Buccaneers legend and Pro Football Hall of Fame DE Lee Roy Selmon becomes the first inductee into the team's Ring of Honor as the organization also recognizes the Buccaneers 1979 playoff team, with several members of the team in attendance.

**MORRIS, FREEMAN EARN FIRST VICTORY IN COMEBACK WIN OVER GREEN BAY (11/8)** – Making his first career start, QB Josh Freeman rallies the Buccaneers from an 11-point, fourth-quarter deficit against the Packers to give Head Coach Raheem Morris his first career victory. Freeman becomes the second youngest quarterback to win his first career start since 1970. Defensively, Tampa Bay records six sacks and three interceptions in a game for the first time since 1990.

**WINSLOW SETS NEW SINGLE-SEASON CATCH MARK BY A TIGHT END (12/20)** – TE Kellen Winslow records six receptions for 93 yards in a comeback win at Seattle to surpass TE Jackie Harris for most receptions in a single season by a tight end in team history. Harris registered 62 receptions in 1995 before Winslow established the new record, finishing the 2009 season with 77 catches.

**BUCS SHOCK SAINTS IN NEW ORLEANS (12/27)** – Trailing 17-0 in the second quarter at New Orleans, Tampa Bay scores 20 unanswered points against the eventual Super Bowl champions to win in overtime on K Connor Barth's 47-yard field goal. The 17-point comeback ties for the second-largest comeback in team history and it also marks the first time in NFL history that a team that was 10 or more games below .500 defeated a team that was 10 or more games above .500. The defense limits New Orleans to 17 points, tied for the fewest by the Saints in a single game on the season.

**WINSLOW SURPASSES GILES FOR MOST RECEIVING YARDS BY A TIGHT END (12/27)** – With his team-high 76 receiving yards at New Orleans, TE Kellen Winslow moves past TE Jimmie Giles (786 in 1981) for the most receiving yards for a tight end in a single season in team history. Winslow finishes the season with 884 receiving yards.

**FREEMAN ESTABLISHES NEW ROOKIE RECORD FOR SINGLE SEASON PASSING YARDS (12/27)** – Rookie QB Josh Freeman throws for 271 yards in the comeback win against the Saints, moving him past QB Bruce Gradkowski (1,661 passing yards in 2006) for most passing yards in a single season by a rookie in team history. Freeman goes on to throw for 1,855 yards on the season.

## 2010

**FREEMAN SETS ROOKIE MARK FOR TOUCHDOWN PASSES IN A SEASON (1/3)** – QB Josh Freeman throws his 10th touchdown pass of the season in the season finale against Atlanta to establish a new rookie record for most touchdown passes in a single season, surpassing QB Bruce Gradkowski, who had nine touchdown passes in 2006.

**BARBER STARTS IN RECORD 172ND CONSECUTIVE GAME (10/17)** – CB Ronde Barber makes his 172nd consecutive start against New Orleans, surpassing Hall of Fame CB Dick LeBeau for the most consecutive starts by a cornerback in NFL history.

**BARBER RECORDS 40TH CAREER INTERCEPTION (11/21)** – CB Ronde Barber picks off QB Troy Smith for his 40th career interception in a shutout victory at San Francisco to become the first player in NFL history to record 25+ sacks and 40+ interceptions in their career. Barber's 40 career interceptions are also tops in franchise history.

**BUCCANEERS POST SHUTOUT IN SAN FRANCISCO (11/21)** – Tampa Bay defeats the 49ers 21-0 to become the first team to shut out the 49ers in San Francisco since 1977. It also marks the Buccaneers' first shutout since December 5, 2004 against the Atlanta Falcons.

**MCKAY ENTERS RING OF HONOR (12/5)** – At halftime against the Atlanta Falcons, John McKay became the second inductee into the team's Ring of Honor. McKay was the first head coach in Buccaneers history and coached the team for nine seasons, including three playoff berths and an appearance in the 1979 NFC Championship Game.

**FREEMAN THROWS FIVE TOUCHDOWN PASSES (12/26)** – In a 38-15 win against Seattle, QB Josh Freeman throws a career-high five touchdowns with no interceptions to become the youngest quarterback (22) to accomplish the feat since Dan Marino (22) on September 2, 1984.

## 2011

**BLOUNT SURPASSES 1,000-YARDS RUSHING (1/2)** – RB LeGarrette Blount rushes for 66 yards in the season finale to finish his rookie campaign with 1,007 rushing yards, becoming just the second undrafted rookie running back in NFL history to finish with over 1,000 yards in a single season, despite just starting in seven games on the season. He also becomes just the third rookie running back in team history to finish with over 1,000 rushing yards in a single season.

**FREEMAN RANKS IN THE TOP 10 ALL TIME IN TD/INT RATIO (1/2)** – QB Josh Freeman finishes the season with a 25/6 touchdown-interception ratio to rank as the ninth-best ratio in NFL history among quarterbacks with at least 20 touchdown passes in a season. He also becomes just the second quarterback in NFL history under the age of 23 to throw six-or-fewer interceptions in a season with 200+ attempts (Dan Marino – 1983).

**BLOUNT AND WILLIAMS LEAD ALL ROOKIES IN RUSHING AND RECEIVING (1/2)** – Tampa Bay becomes the first team in NFL history to have two different players, RB LeGarrette Blount and WR Mike Williams, lead all rookies in rushing and receiving yards since 1968 (Cincinnati). Blount's 1,007 rushing yards and Williams' 964 receiving yards also lead the Buccaneers on the season.

**WILLIAMS SETS NEW TEAM RECORD FOR TOUCHDOWN RECEPTIONS (1/2)** – With his 18-yard touchdown reception in the season finale, rookie WR Mike Williams finishes the season with 11 receiving touchdowns to set a new franchise record for most receiving touchdowns in a season. His 11 touchdown receptions also lead all NFL rookies.

**BUCS FINISH WITH 10 WINS, DESPITE STARTING 10 ROOKIES (1/2)** – With a 10-6 final record, the Buccaneers become the first team since the merger (1970) to start 10+ different rookies in a single season and finish with a winning record.

**10 WINS MARKS BEST SINGLE-SEASON TURNAROUND (1/2)** – The Buccaneers' 10th win in the season finale against New Orleans, preceded by a 3-13 season in 2009, represents the best single-season turnaround in team history with a seven-game improvement. It also marks the biggest turnaround in the NFL in 2010.

**BUCS MATCH FRANCHISE-BEST ROAD RECORD (1/2)** – The Buccaneers finish the 2010 season with a 6-2 road record, matching the franchise's all-time best road record established during the Buccaneers championship season in 2002.

**PENN ADDED TO PRO BOWL ROSTER (1/24)** – T Donald Penn is added to the NFC squad for the 2011 AFC-NFC Pro Bowl, becoming the lone selection for the Buccaneers in the annual all-star event. Penn, the NFC's second alternate at tackle, replaces Green Bay Packers T Chad Clifton. His appearance is the first of his career and it marks the first time in Buccaneers history that an offensive tackle has been named to the Pro Bowl.

**FREEMAN'S STREAK SNAPPED (9/25)** – Against Atlanta, QB Josh Freeman fails to throw a touchdown pass for the first time in 15 contests. His 15 consecutive games with a touchdown pass set a new team mark.

**BARTH TIES NFL RECORD (1/24)** – Against Carolina, K Connor Barth became just the third player in NFL history to make four or more field goals of 40 or more yards in one half (50, 47, 46, 44). The four field goals also tied a Buccaneers record for most in a half.

**GILES ENTERS RING OF HONOR (1/24)** – At halftime against the Carolina Panthers, Jimmie Giles entered the Buccaneers Ring of Honor, becoming the third selection and first on offense. Giles earned honorable mention All-Pro honors from Sports Illustrated (1979) and the Associate Press (1985), while earning four Pro Bowl appearances – the second-most by an offensive player in team history.

**JOSEPH SELECTED TO SECOND PRO BOWL (12/27)** – G Davin Joseph was selected to play for the NFC squad in the 2012 AFC-NFC Pro Bowl. It was the second time in Joseph's six seasons, all with the Buccaneers, that he was honored.

## 2012

**BARBER PLAYS MOST GAMES IN FRANCHISE HISTORY (1/1)** – CB Ronde Barber plays in his 225th career game, all with the Buccaneers, surpassing former LB Derrick Brooks (224) for the most in team history.

**BARTH COMPLETES MOST ACCURATE SEASON IN TEAM HISTORY (1/1)** – K Connor Barth converts 26-of-28 field goals on the season, for a franchise-record 92.9 percent. That rate ranked second in the NFL. In addition, Barth was successful on all 23 of his PATs.

**KOENEN MAKES MAJOR IMPACT IN FIRST YEAR (1/1)** – After signing with the Buccaneers as an unrestricted free agent, P Michael Koenen compiled arguably the best punting season in franchise history. Koenen set the club record for net average (40.3) by 2.5 yards over the previous mark, while his 45.1-gross average was the second-highest total in club annals. Koenen also set team single-game record for highest gross average (52.2, min. 4) in his first contest as Buccaneer on September 11, against Detroit.

**FOSTER LEADS ALL NFL ROOKIES IN TACKLES (1/1)** – LB Mason Foster leads all NFL rookies in tackles. His 126 stops also led the team and were the second-most in franchise history for a rookie. Foster, who started the final 15 games at middle linebacker, also recorded four tackles for loss, two sacks, one interception, one forced fumble and one fumble recovery.

**MORRIS DISMISSED (1/2)** – The Buccaneers announce the dismissal of head coach Raheem Morris. Morris coached the team for three seasons, tallying a 17-31 record.

**SCHIANO HIRED AS HEAD COACH (1/26)** – The Buccaneers announce former Rutgers head coach Greg Schiano as the ninth coach in franchise history. In 12 years at Rutgers, Schiano compiled a 68-67 record, leading the team to six bowl game appearances.

**BARBER MAKES 200TH CONSECUTIVE START (9/9)** – CB Ronde Barber made his 200th consecutive start at cornerback in the season opener against the Carolina Panthers, extending his streak for the most consecutive games started by a cornerback.

**BARBER SCORES AGAIN (10/14)** – DB Ronde Barber returned an interception 78 yards in a 38-10 win over the Kansas City Chiefs, the 45th interception of his career and the eighth he has returned for a score. He has 14 career return touchdowns (eight from interceptions, four from fumble recoveries, one from punt return, one from punt block), the fourth-most return touchdowns in NFL history.

**GRUBER ENTERS RING OF HONOR (12/4)** – At halftime against the Kansas City Chiefs, Paul Gruber was inducted into the Buccaneers Ring of Honor. Gruber earned numerous awards during his 12-year career with the Buccaneers, including several All-Pro selections and distinction as a Pro Bowl alternate in 1997.

**BARBER SETS BUCCANEERS RECORD FOR GAMES STARTED (10/21)** – DB Ronde Barber recorded his 222nd career start against New Orleans, passing former Buccaneers LB Derrick Brooks (221 starts from 1995-08) for the most starts in team history.

**JACKSON SETS FRANCHISE RECORD FOR RECEIVING YARDS (10/21)** – WR Vincent Jackson set a team record and career-high with 216 receiving yards, including a career long 95-yard reception.

**MARTIN'S RECORD-BREAKING DAY (11/4)** – RB Doug Martin had the best game a Buccaneers running back has ever had in a 42-32 victory at Oakland, recording 251 rushing yards on only 25 carries (10.1 avg.) and four rushing touchdowns. His 251 rushing yards were the tenth-most in NFL history, and he became only the second player in league history to record 250+ rushing yards and four touchdowns in the same game.

**BARBER PASSES OTTO (12/2)** – DB Ronde Barber passed Hall of Fame C Jim Otto for the seventh-most consecutive starts in NFL history, with his 210th consecutive start.

**MCCOY SELECTED TO FIRST PRO BOWL (12/26)** – DT Gerald McCoy was selected to play for the NFC squad in the 2013 AFC-NFC Pro Bowl. It was the first time in McCoy's career that he has been honored.

**BARBER TIES PAGE (12/30)** – DB Ronde Barber ties Hall of Fame DE Alan Page for the sixth-most consecutive starts in NFL history, with his 215th consecutive start.

**FREEMAN SETS RECORDS (12/30)** – Having set the franchise record for passing yards in a single season against the Rams (12/23), QB Josh Freeman became the first Buccaneer to throw for 4,000 yards in a season against Atlanta. He also set the single-season Buccaneer mark for touchdown passes in a season (27) and career touchdown passes (78).

**MARTIN'S ROOKIE MARKS (12/30)** – RB Doug Martin capped off a brilliant rookie season, recording the second-most scrimmage yards (1,926), rushing yards (1,454) touchdowns (12), and rushing touchdowns (11) in franchise history, all of which were rookie records.

## 2013

**JACKSON SELECTED TO THIRD PRO BOWL (1/15)** – WR Vincent Jackson was selected to play for the NFC squad in the 2013 AFC-NFC Pro Bowl. It was the third time that Jackson was selected to the all-star game, and his first with the Buccaneers.

**MARTIN SELECTED TO FIRST PRO BOWL (12/26)** – RB Doug Martin was selected to play for the NFC squad in the 2013 AFC-NFC Pro Bowl. Martin became the first Buccaneers rookie to go to the event since Clifton Smith in 2008.

**BUCS TRADE FOR JETS CB REVIS (4/21)** – The Bucs traded a first round pick (13th overall) in the 2013 NFL Draft and a conditional draft pick in the 2014 NFL Draft to the New York Jets for three-time All-Pro CB Darrelle Revis. A four-time Pro Bowl selection and the 2009 AFC Defensive Player of the Year, Revis is widely considered one of the best cornerbacks in the NFL.

**SAPP INDUCTED INTO HALL OF FAME (8/4)** – DT Warren Sapp joins DE Lee Roy Selmon as the only Buccaneers in the NFL Hall of Fame. Sapp is inducted by his daughter, Mercedes.

**SAPP ENTERS RING OF HONOR; HAS NUMBER RETIRED (12/4)** – After his Hall of Fame induction in August, Sapp was chosen for the Buccaneers Ring of Honor at halftime of a Monday Night Football contest against Miami. Sapp's No. 99 was also officially retired by the team.

**MCCOY & REVIS SELECTED TO PRO BOWL (12/26)** – DT Gerald McCoy and CB Darrelle Revis were selected to play in the 2014 Pro Bowl. McCoy earns the honors for the second time in his career, becoming only the fourth Buccaneers defensive lineman to earn multiple Pro Bowl berths. It is Revis' fifth career Pro Bowl selection and his first with the Buccaneers.

**SCHIANO, DOMINIK DISMISSED (12/30)** – The Buccaneers announce the dismissal of head coach Greg Schiano and general manager Mark Dominik. Schiano coached the team for two seasons, tallying a 11-21 record.

## 2014

**SMITH NAMED HEAD COACH (1/2)** – Former Chicago Bears head coach Lovie Smith is named as the 10th head coach in Buccaneers history. Smith spent nine seasons as the head coach of the Bears (2004-12). The 2005 Associated Press Coach of the Year, Smith amassed a record of 81-63 with Chicago, earning three division titles, two NFC Championship game appearances and a berth in Super Bowl XLII.

**MCCOY AND DAVID NAMED FIRST-TEAM ALL-PRO (1/3)** – Defensive tackle Gerald McCoy and linebacker Lavonte David each earn first-team Associated Press All-Pro honors, becoming the first Buccaneers teammates to earn the distinction since 2005. David joins Hardy Nickerson and Derrick Brooks as the only linebackers in team history to be selected, while McCoy is the team's fourth defensive lineman to be honored (Simeon Rice, Warren Sapp and Lee Roy Selmon).

**LIGHT NAMED GENERAL MANAGER (1/21)** – The Buccaneers hire Jason Licht as the fifth general manager in franchise history. In his career, the clubs that Licht has worked for have amassed nine playoff appearances, eight division championships, four conference championships and one Super Bowl title.

**BUCCANEERS AND NIKE UNVEIL NEW LOGO AND UNIFORM DESIGN (3/3)** – As part of a unique and innovative social media rollout, the Buccaneers debut their new NFL Nike Elite 51 Uniform designs, incorporating many of the unique historical aspects of the Tampa Bay area and featuring a refreshed color scheme honoring the franchise's past and present, while confidently positioning the team for the future.

**CONCESSIONS RENOVATIONS AT RAYMOND JAMES (5/5)** – The Buccaneers and Aramark, the team's food and beverage and retail services partner, announce plans for a comprehensive overhaul of the 14 main concourse concession locations and the construction of four additional beverage stands at Raymond James Stadium.

**FIRST-EVER 'ALL-OFFENSE' DRAFT BY THE BUCCANEERS (5/10)** – Beginning with their selection of wide receiver Mike Evans with the seventh overall pick, the Buccaneers had their first-ever draft of exclusively offensive players. Tampa Bay used all six of its picks in the 2014 NFL Draft to select players on the offensive side of the ball: wide receiver Mike Evans (first round, seventh overall), tight end Austin Seferian-Jenkins (second round, 38th overall), running back Charles Sims (third round, 69th overall), guard Kadeem Edwards (fifth round, 143rd overall), tackle Kevin Pamphile (fifth round, 149th overall) and wide receiver Robert Herron (sixth round, 185th overall).

**BUCCANEERS OWNER MALCOLM GLAZER PASSES AWAY (5/28)** – Tampa Bay Buccaneers owner Malcolm Glazer passes away at age 85. A dynamic business leader, Glazer helped mold the Buccaneers into a model franchise and one respected league-wide. Since being purchased by Glazer in 1995, the Buccaneers franchise has earned seven playoff berths, five playoff wins, and captured its first Super Bowl championship in 2002.

**BROOKS INDUCTED INTO HALL OF FAME (8/2)** – LB Derrick Brooks joins former teammate DT Warren Sapp and DE Lee Roy Selmon as the only Buccaneers in the NFL Hall of Fame. Brooks, the franchise's all-time leading tackler, is inducted by his son, Decalon.

**BROOKS ENTERS RING OF HONOR; HAS NUMBER RETIRED (9/14)** – Just as they did in the 1995, Derrick Brooks followed his teammate Warren Sapp, earning first-ballot Hall of Fame selection, Buccaneers Ring of Honor induction and the retirement of his number - for Brooks, the iconic "double nickel," No. 55.

**GERALD MCCOY SIGNS CONTRACT EXTENSION (10/25)** – Defensive tackle Gerald McCoy signs a seven-year contract extension, which makes him the highest-paid defensive tackle in the NFL.

**EVANS IS YOUNGEST PLAYER IN NFL HISTORY WITH 200 RECEIVING YARDS (11/16)** – Bucs rookie wide receiver Mike Evans had a banner day against the Washington Redskins, catching seven passes for 209 yards and two touchdowns, en route to a 27-7 Buccaneers victory. Evans' 209 receiving yards rank as the third-most in team history and, at 21 years old, he is the youngest player in NFL history with 200 receiving yards in a game.

**MCCOY SELECTED TO THIRD CONSECUTIVE PRO BOWL (12/23)** – Defensive tackle Gerald McCoy was named to the 2015 Pro Bowl, his third consecutive season being honored. He is the first Buccaneers player to earn nominations in three consecutive seasons since Ronde Barber (2004-06) and Derrick Brooks (1997-2006). He joins Pro Football Hall of Famers Warren Sapp (seven) and Lee Roy Selmon (six) as the only Buccaneers defensive linemen to earn at least three Pro Bowl Selections.

**EVANS SETS FRANCHISE RECORD FOR RECEIVING TOUCHDOWNS (12/28)** – Capping off one of the best rookie seasons in Buccaneers history, Mike Evans catches his 12th touchdown of the year in the season finale against the New Orleans Saints, establishing a new franchise record for receiving touchdowns in a season. Evans finishes the year with 68 catches for 1,051 yards and 12 touchdowns.

## 2015

**MCCOY NAMED SECOND-TEAM ALL-PRO (1/2)** – Defensive tackle Gerald McCoy is named second-team All-Pro by the Associated Press, becoming the first Buccaneer to be distinguished in consecutive seasons since Ronde Barber (first-team 2004-05, second-team 2006).



**KOETTER NAMED OFFENSIVE COORDINATOR (1/8)** – Dirk Koetter is named offensive coordinator, following three seasons with the Atlanta Falcons, during which time he helped lead the team to a top 10 offense and a top five passing offense.

**TEAM SELECTS JAMEIS WINSTON WITH THE FIRST OVERALL PICK IN THE 2015 NFL DRAFT (4/30)** – With the first pick in the 2015 NFL Draft, the Buccaneers select quarterback Jameis Winston. Winston becomes the fifth player ever selected by Tampa Bay with the No. 1 overall pick, joining Vinny Testaverde (1987), Bo Jackson (1986), Ricky Bell (1977) and Hall of Famer Lee Roy Selmon (1976). The 2013 Heisman winner played in 27 career games at Florida State, posting a 26-1 record and helping lead his team to a BCS National Championship.

**BUCCANEERS INTRODUCE RED (8/6)** – The Buccaneers introduce their RED movement, designed to change the way female fans connect with their home team and own their individual football experience.

**LAVONTE DAVID SIGNS CONTRACT EXTENSION (8/10)** – Linebacker Lavonte David signs a contract extension, which is scheduled to last through 2020 and makes him the highest-paid 4-3 outside linebacker in the NFL.

**ALSTOTT ENTERS RING OF HONOR (10/4)** – Mike Alstott is the first of two Buccaneers Ring of Honor inductees for 2015, along with former Buccaneers QB Doug Williams. Alstott – selected during halftime against the Carolina Panthers – is the franchise's all-time leader in total touchdowns (71), and rushing touchdowns (58). His six Pro Bowl selections are a franchise record for an offensive player.

**COMPREHENSIVE RENOVATIONS PLANNED FOR RAYMOND JAMES STADIUM (12/2)** – The Buccaneers and Tampa Sports Authority reached an agreement that would result in a comprehensive renovation of Raymond James Stadium. Phase 1 included the installation of new, state-of-the-art HD video boards in each end zone, four HD tower displays in each corner of the lower bowl and HD ribbon boards in the center ring of the suite level. The project also included a new, state-of-the-art sound system and concession upgrades, in addition to the renovation of all luxury suites. The second phase of the renovations will include an extensive renovation of the east and west club lounges, expansions of the general concourse, construction of a team store and other general fan enhancements.

**WILLIAMS ENTERS RING OF HONOR (12/6)** – Doug Williams joins Mike Alstott as the second of the Buccaneers 2015 inductions into the Ring of Honor, being inducted at halftime against the Atlanta Falcons. During his five years with the Buccaneers, Williams helped lead the team to three playoff berths and an appearance in the 1979 NFC Championship game.

## 2016

**WINSTON FINISHES RECORD-SETTING ROOKIE SEASON (1/3)** – Jameis Winston finishes his rookie season throwing for 325 yards at Carolina, bringing his season total to 4,042, a Buccaneers rookie record and the third-most by a rookie quarterback in NFL history. Winston also accounted for 28 total touchdowns during his rookie campaign, the most ever by a Buccaneers quarterback and tied for the third-most by a rookie in NFL history.

**LOVIE SMITH DISMISSED (1/6)** – The Buccaneers announce the dismissal of head coach Lovie Smith. Smith coached the team for two seasons, tallying an 8-24 record.

**DIRK KOETTER NAMED HEAD COACH (1/15)** – After spending the 2015 season as Tampa Bay's offensive coordinator, Dirk Koetter is named the 11th coach in Buccaneers history. In his only year with the Buccaneers, Koetter helped guide an offense that set a franchise record for total yards and finished in the top five in total offense in the NFL – the first time doing so in team history.

**FOUR PLAYERS NAMED TO PFWA ALL-ROOKIE TEAM (1/19)** – The Buccaneers lead the NFL and set a team record after having four players selected to the Pro Football Writers of America's All-Rookie team, with QB Jameis Winston, T Donovan Smith, G Ali Marpet and LB Kwon Alexander earning spots.

**FIVE BUCCANEERS SELECTED TO PRO BOWL (1/25)** – With Jameis Winston's addition to the Pro Bowl roster, he joins linebacker Lavonte David, guard Logan Mankins, running back Doug Martin and defensive tackle Gerald McCoy as one of five Buccaneers to be selected. Tampa Bay's five selections are the most for the team since 2002, when seven were chosen.

**WINSTON NAMED PEPSI ROOKIE OF THE YEAR (2/5)** – After earning three Pepsi Rookie of the Week awards during the course of the 2015 season, Winston is chosen as the 2015 Pepsi Rookie of the Year.

**JACKSON SELECTED AS SALUTE TO SERVICE AWARD WINNER (2/5)** – The NFL and USAA award Vincent Jackson the 2015 *Salute to Service Award* presented by USAA, the league's Official Military Appreciation Sponsor.

**DUNGY INDUCTED INTO HALL OF FAME (8/2)** – Former Buccaneers HC Tony Dungy is inducted into the Hall of Fame, joining LB Derrick Brooks, DT Warren Sapp and DE Lee Roy Selmon as the only Buccaneers in the NFL Hall of Fame. Dungy, whose .563 winning percentage is the highest in franchise history, is inducted by former teammate, Donnie Shell.

**BUCCANEERS UNVEIL NEW RAYMOND JAMES STADIUM EXPERIENCE (8/26)** – In the Buccaneers' first preseason homecoming game of the 2016 schedule, fans get their first chance to see the team's all-new video boards and sound system, as well as the team's premium seating Hall of Fame Club. The new main video displays, tower displays and ribbon boards measure a total display area of 28,416 square feet – the third-largest mark in the NFL.

**LYNCH ENTERS RING OF HONOR (11/6)** – On a primetime Thursday Night Football matchup against the Atlanta Falcons, former Buccaneers safety John Lynch is inducted into the team's Ring of Honor. Lynch was part of the Super Bowl XXXVII championship team and earned five Pro Bowl selections during his time with Tampa Bay, along with four All-Pro choices.

**EVANS & MCCOY SELECTED TO PRO BOWL (12/20)** – WR Mike Evans is selected to his first career Pro Bowl, while DT Gerald McCoy earns his fifth career and fifth consecutive trip.

## 2017

**EVANS TIES OWN FRANCHISE RECORD FOR RECEIVING TOUCHDOWNS (1/1)** – After setting the franchise record for receiving touchdowns during his rookie season, WR Mike Evans matches it with his 12th touchdown catch of the year in the season finale against the Carolina Panthers, establishing a new franchise record for receiving touchdowns in a season. Evans finishes the year with 96 catches for 1,321 yards and 12 touchdowns.

**WINSTON THROWS 50TH TOUCHDOWN PASS (1/1)** – In the season finale against the Carolina Panthers, QB Jameis Winston throws his 50th career touchdown pass, becoming the youngest player in NFL history to reach 50 career touchdown passes at 22 years old.

**BUCCANEERS POST WINNING RECORD (1/1)** – With a 17-16 win over the Carolina Panthers in their final regular season game, the Buccaneers posted a 9-7 record on the year, the team's first winning record since 2010. Dirk Koetter's nine wins in his first year as the head coach are the second-most by any Buccaneers coach in their first season.

**THREE BUCCANEERS SELECTED TO AP ALL-PRO TEAM (1/6)** – In addition to their Pro Bowl berths, WR Mike Evans and DT Gerald McCoy also earned second-team All-Pro honors, alongside LB Lavonte David.

# BUCCANEERS ALL-TIME HONORS

## NFL HALL OF FAME

1995	DE	Lee Roy Selmon
2012	DT	Warren Sapp
2013	LB	Derrick Brooks
2015	HC	Tony Dungy

## NFL PRO BOWL

1978	DT	Dave Pear*
1979	DE	Lee Roy Selmon*
1980	TE	Jimmie Giles*
	LB	David Lewis
	DE	Lee Roy Selmon*
1981	TE	Jimmie Giles*
	DE	Lee Roy Selmon*
1982	TE	Jimmie Giles*
	LB	Hugh Green*
	DE	Lee Roy Selmon*
1983	LB	Hugh Green*
	DE	Lee Roy Selmon*
1984	DE	Lee Roy Selmon*
	RB	James Wilder
1985	TE	Jimmie Giles
1989	WR	Mark Carrier
1990	CB	Wayne Haddix
1993	LB	Hardy Nickerson*
1996	LB	Hardy Nickerson
1997	FB	Mike Alstott
	LB	Derrick Brooks
	QB	Trent Dilfer
	RB	Warrick Dunn
	SS	John Lynch
	C	Tony Mayberry
	LB	Hardy Nickerson*
	DT	Warren Sapp
1998	FB	Mike Alstott
	LB	Derrick Brooks*
	C	Tony Mayberry
	LB	Hardy Nickerson
	DT	Warren Sapp*
1999	FB	Mike Alstott
	LB	Derrick Brooks*
	SS	John Lynch*
	C	Tony Mayberry
	LB	Hardy Nickerson*
	DT	Warren Sapp*
2000	CB	Donnie Abraham
	FB	Mike Alstott*
	LB	Derrick Brooks*
	C	Jeff Christy*
	RB	Warrick Dunn
	K	Martin Gramatica
	SS	John Lynch*
	G	Randall McDaniel*
	DT	Warren Sapp*
2001	FB	Mike Alstott*
	CB	Ronde Barber*
	LB	Derrick Brooks*
	WR	Keyshawn Johnson
	SS	John Lynch
	DT	Warren Sapp*
2002	FB	Mike Alstott*
	LB	Derrick Brooks*
	QB	Brad Johnson
	S	John Lynch*
	LB	Shelton Quarles
	DE	Simeon Rice*
	DT	Warren Sapp*

2003	LB	Derrick Brooks*
	WR	Keenan McCardell
	DE	Simeon Rice*
	DT	Warren Sapp
2004	CB	Ronde Barber*
	LB	Derrick Brooks*
2005	CB	Ronde Barber*
	P	Josh Bidwell
	LB	Derrick Brooks*
2006	CB	Ronde Barber*
	LB	Derrick Brooks
	LS	Dave Moore
2007	QB	Jeff Garcia
2008	CB	Ronde Barber*
	LB	Derrick Brooks
	G	Davin Joseph
	KR	Clifton Smith
2010	T	Donald Penn
2011	G	Davin Joseph
2012	WR	Vincent Jackson
	RB	Doug Martin
	DT	Gerald McCoy
2013	DT	Gerald McCoy
	CB	Darrelle Revis
2014	DT	Gerald McCoy
2015	LB	Lavonte David
	G	Logan Mankins
	RB	Doug Martin
	DT	Gerald McCoy
	QB	Jameis Winston
2016	WR	Mike Evans
	DT	Gerald McCoy

\* Denotes player voted as a starter

## ALL-NFC (FIRST TEAM UNLESS OTHERWISE NOTED)

1977	DE	Lee Roy Selmon	SN
1978	DE	Lee Roy Selmon	SN*
1979	TE	Jimmie Giles	UPI (honorable mention)
	LB	David Lewis	UPI
	DE	Lee Roy Selmon	PFW, UPI, SN*
1980	TE	Jimmie Giles	UPI (second team)
	LB	David Lewis	UPI (honorable mention)
	DE	Lee Roy Selmon	UPI
1981	TE	Jimmie Giles	UPI (second team)
	LB	Cecil Johnson	UPI (honorable mention)
	G	Greg Roberts	UPI (second team)
	CB	Mike Washington	UPI (honorable mention)
1982	TE	Jimmie Giles	UPI
	LB	Hugh Green	UPI
	DE	Lee Roy Selmon	UPI
1983	LB	Hugh Green	PFW
	DT	David Logan	PFW
1984	DE	Lee Roy Selmon	PFW
	RB	James Wilder	UPI
1987	LB	Ervin Randle	UPI (second team)
1989	WR	Mark Carrier	UPI (second team)
	T	Paul Gruber	UPI
1990	PK	Steve Christie	FN, PFW, UPI
	T	Paul Gruber	FN
	CB	Wayne Haddix	PFW
1992	CB	Ricky Reynolds	PFW
1996	LB	Hardy Nickerson	UPI (second team)
1997	LB	Derrick Brooks	FN, PFW
	LB	Hardy Nickerson	FN, PFW
	PR	Karl Williams	FN
1998	LB	Derrick Brooks	FN, PFW
	DT	Warren Sapp	PFW

**ALL-NFC - CONT.** (FIRST TEAM UNLESS OTHERWISE NOTED)

1999	LB	Derrick Brooks	FN, PFW
	S	John Lynch	FN, PFW
	LB	Hardy Nickerson	PFW
	DT	Warren Sapp	FN, PFW
2000	LB	Derrick Brooks	FN, PFW
	K	Martin Gramatica	PFW
	S	John Lynch	FN, PFW
	DT	Warren Sapp	FN, PFW
2001	LB	Derrick Brooks	FN, PFW
	S	John Lynch	PFW
	DT	Warren Sapp	PFW
2002	LB	Derrick Brooks	PFW
	DE	Simeon Rice	PFW
	DT	Warren Sapp	PFW
2004	LB	Derrick Brooks	PFW
2005	CB	Ronde Barber	PFW
	P	Josh Bidwell	PFW
	LB	Derrick Brooks	PFW
2007	S	Jermaine Phillips	PFW/PFWA
2008	PR	Clifton Smith	PFW/PFWA
2013	LB	Lavonte David	PFWA
	DT	Gerald McCoy	PFWA
2014	DT	Gerald McCoy	PFWA
2015	LB	Lavonte David	PFWA

\*SN changed title of award to NFC All-Star

**ALL-PRO** (FIRST TEAM UNLESS OTHERWISE NOTED)

1978	LB	David Lewis	CPFN
	DE	Lee Roy Selmon	AP, CPFN
1979	TE	Jimmie Giles	SI (honorable mention)
	LB	Dewey Selmon	AP (second team)
	DE	Lee Roy Selmon	FN, PFWA, SI
1980	DE	Lee Roy Selmon	AP (second team), CPFN, FD, NEA, PFWA
1982	CB	Neal Colzie	AP (second team)
	LB	Hugh Green	AP (second team), CPFN, FD, NEA (second team), PFWA, SI
	DE	Lee Roy Selmon	AP (second team), CPFN, FD, PFWA, NEA, SI
1983	LB	Hugh Green	AP (second team), CPFN, FD, SI, SN
1984	G	Sean Farrell	SN
	DE	Lee Roy Selmon	CPFN (second team), SI
	RB	James Wilder	AP (second team), CPFN, SI
1985	TE	Jimmie Giles	AP (honorable mention)
1988	T	Paul Gruber	AP (honorable mention)
1989	WR	Mark Carrier	CPFN (second team)
	S	Harry Hamilton	SN
1990	T	Paul Gruber	CPFN (second team)
	TE	Ron Hall	SI
1991	LB	Broderick Thomas	CPFN (second team)
1992	T	Paul Gruber	AP (second team), NEA
1993	LB	Hardy Nickerson	AP, PFWA, SN
1996	FB	Mike Alstott	AP (second team), FD (second team)
	T	Paul Gruber	USAT
	LB	Hardy Nickerson	AP (second team)
1997	FB	Mike Alstott	AP, CPFN (second team), SI
	LB	Derrick Brooks	CPFN
	LB	Hardy Nickerson	AP, CPFN (second team)
	DT	Warren Sapp	CPFN (second team)
1998	FB	Mike Alstott	AP
	LB	Derrick Brooks	AP (second team), SI, USAT, CPFN (second team), FD
	DT	Warren Sapp	AP (second team), FD (second team)

1999	CB	Donnie Abraham	FD (second team)
	FB	Mike Alstott	AP, CPFN, FD
	LB	Derrick Brooks	AP, CPFN, FD, PFW, SI, SN
	S	John Lynch	AP, PFW, SI, SN, USAT
	LB	Hardy Nickerson	AP (second team), FD, USAT
	DT	Warren Sapp	AP, CPFN, FD, PFW, SN, USAT
2000	LB	Derrick Brooks	AP, CPFN, FD, PFW, SI, SN
	K	Martin Gramatica	AP (second team), FD (second team)
	DE	Marcus Jones	CPFN (second team)
	S	John Lynch	AP, CPFN, FD, PFW, SN, USAT
	G	Randall McDaniel	CPFN
	DT	Warren Sapp	AP, CPFN, FD, PFW, SI, SN, USAT
2001	CB	Ronde Barber	AP, CPFN, FD, PFW
	LB	Derrick Brooks	AP (second team)
	WR	Keyshawn Johnson	SI
	S	John Lynch	AP (second team), CPFN, PFW
	DT	Warren Sapp	AP, CPFN, PFW, SN
2002	FB	Mike Alstott	CPFN
	CB	Ronde Barber	AP (second team), SI
	LB	Derrick Brooks	AP, CPFN, FD, SI, SN
	CB	Brian Kelly	FD (second team)
	S	John Lynch	AP (second team), FD (second team)
	DE	Simeon Rice	AP, CPFN, FD (second team), SI, SN
	DT	Warren Sapp	AP, CPFN, FD, SN
2003	LB	Derrick Brooks	AP (second team), SN
	DE	Simeon Rice	AP (second team), FD (second team) SN
2004	CB	Ronde Barber	AP, CPFN, FD
	LB	Derrick Brooks	AP, CPFN (second team), FD
	DE	Simeon Rice	FD (second team)
2005	CB	Ronde Barber	AP
	P	Josh Bidwell	AP (second team)
	LB	Derrick Brooks	AP
2006	CB	Ronde Barber	AP (second team)
2008	KR	Clifton Smith	AP (second team)
2013	LB	Lavonte David	AP
	DT	Gerald McCoy	AP, SN
2014	DT	Gerald McCoy	AP (second team)
2015	RB	Doug Martin	AP, SN
2016	LB	Lavonte David	AP (second team)
	WR	Mike Evans	AP (second team)
	DT	Gerald McCoy	AP (second team)

**ALL-NFL** (FIRST TEAM UNLESS OTHERWISE NOTED)

1979	DE	Lee Roy Selmon	AP, PFW
1982	LB	Hugh Green	PFW
1997	FB	Mike Alstott	FD (second team)
	LB	Derrick Brooks	FD (second team)
	C	Tony Mayberry	FD (second team)
	LB	Hardy Nickerson	FD
	DT	Warren Sapp	FD (second team)
2002	LB	Derrick Brooks	PFW
	DE	Simeon Rice	PFW
	DT	Warren Sapp	PFW
2004	LB	Derrick Brooks	PFW
2005	CB	Ronde Barber	AP
	LB	Derrick Brooks	AP
2013	LB	Lavonte David	PFWA
	DT	Gerald McCoy	PFWA
2015	RB	Doug Martin	PFWA

**NFL DEFENSIVE MVP**

1979	DE	Lee Roy Selmon	NEA, PFW, SN
2002	LB	Derrick Brooks	PFW/PFWA



**NFL DEFENSIVE PLAYER OF THE YEAR**

1979	DE	Lee Roy Selmon	AP
1999	DT	Warren Sapp	AP, CPFN, FD, PFWA
2002	LB	Derrick Brooks	AP, FD, CPFN

**NFL DEFENSIVE LINEMAN OF THE YEAR**

1979	DE	Lee Roy Selmon	FD
2002	DE	Simeon Rice	NFL Alumni

**NFL LINEBACKER OF THE YEAR**

2002	LB	Derrick Brooks	NFL Alumni
------	----	----------------	------------

**NFC DEFENSIVE PLAYER OF THE YEAR**

1979	DE	Lee Roy Selmon	UPI
------	----	----------------	-----

**NFC DEFENSIVE LINEMAN OF THE YEAR**

1979	DE	Lee Roy Selmon	FD
1980	DE	Lee Roy Selmon	NFLPA
1982	DE	Lee Roy Selmon	NFLPA
1983	DE	Lee Roy Selmon	NFLPA

**NFC DEFENSIVE BACK OF THE YEAR**

2001	CB	Ronde Barber	NFL Alumni
2010	CB	Aqib Talib	NFL Alumni

**COMEBACK PLAYER OF THE YEAR**

2008	WR	Antonio Bryant	SN
------	----	----------------	----

**WALTER PAYTON/NFL MAN OF THE YEAR**

2000	LB	Derrick Brooks (co-recipient)	
------	----	-------------------------------	--

**SUPER BOWL XXXVII MVP**

2002	S	Dexter Jackson	
------	---	----------------	--

**AFC-NFC PRO BOWL MVP**

2005	LB	Derrick Brooks	
------	----	----------------	--

**PEPSI ROOKIE OF THE YEAR**

2005	RB	Carnell Williams	
2015	QB	Jameis Winston	

**ROOKIE OF THE YEAR**

1991	WR	Lawrence Dawsey	SI
1992	DT	Santana Dotson	SN
1997	RB	Warrick Dunn	FN, NEA, PFW, PFWA, SI, SN
2005	RB	Carnell Williams	SI

**NFL DEFENSIVE ROOKIE OF THE YEAR**

1992	DT	Santana Dotson	CPFN, FD
------	----	----------------	----------

**NFL OFFENSIVE ROOKIE OF THE YEAR**

1997	RB	Warrick Dunn	AP, FD, CPFW
2005	RB	Carnell Williams	AP, PFW/PFWA

**NFC ROOKIE OF THE YEAR**

1991	WR	Lawrence Dawsey	UPI
1992	DT	Santana Dotson	NFLPA (Defensive)
1997	RB	Warrick Dunn	NFLPA (Offensive)

**ALL-ROOKIE**

1977	S	Cedric Brown	FD
	LB	David Lewis	PFW
1978	QB	Doug Williams	PFW
1979	G	Greg Roberts	AP, FD
1980	G	Ray Snell	CPFN, PFW, PFWA, UPI
1981	LB	Hugh Green	FD, PFW, PFWA, UPI
1982	G	Sean Farrell	CPFN, FD, PFW, PFWA
1984	LB	Keith Browner	FD, PFW, PFWA
	T	Ron Heller	PFW, PFWA
1986	T	J.D. Maarleveld	FD, PFW, PFWA
1987	WR	Mark Carrier	PFWA, UPI
	QB	Vinny Testaverde	FD, PFW, PFWA, UPI

1988	LB	Sidney Coleman	CPFN
	T	Paul Gruber	PFW
1990	PK	Steve Christie	CPFN, FD, FN, UPI
	P	Mark Royals	FD
1991	S	Tony Covington	FN
	WR	Lawrence Dawsey	PFW
1992	TE	Tiji Armstrong	CPFN, FN
	DT	Santana Dotson	FN, PFW
1993	WR	Horace Copeland	FD
	DE	Eric Curry	PFWA
	PK	Michael Husted	FD
1994	RB	Errict Rhett	CPFN, FN, PFW, PFWA
1995	LB	Derrick Brooks	CPFN, FN, PFW, PFWA
	DT	Warren Sapp	CPFN, FN, PFW, PFWA
1996	CB	Donnie Abraham	CPFN, PFWA
	DT	Marcus Jones	CPFN
1997	WR	Reidel Anthony	CPFW, FN, PFW
	RB	Warrick Dunn	CPFW, FN, PFW
	G	Frank Middleton	CPFW, PFW
1998	PR	Jacquez Green	PFW, FN
1999	K	Martin Gramatica	FD, CPFN, PFW
	DE	John McLaughlin	PFW
2001	T	Kenyatta Walker	PFW
2004	WR	Michael Clayton	PFW
2005	G	Dan Buenning	PFW/PFWA
	RB	Carnell Williams	PFW/PFWA
2007	DE	Gaines Adams	PFW/PFWA
	G	Arron Sears	PFW/PFWA
2008	PR	Clifton Smith	PFW/PFWA
2010	RB	LeGarrette Blount	PFW/PFWA, SN
	WR	Mike Williams	PFW/PFWA, SN
2012	S	Mark Barron	PFW/PFWA
	LB	Lavonte David	PFW/PFWA
	RB	Doug Martin	PFW/PFWA
2013	QB	Mike Glennon	PFWA
2014	WR	Mike Evans	PFWA
2015	LB	Kwon Alexander	PFWA
	G	Ali Marpet	PFWA
	T	Donovan Smith	PFWA
	QB	Jameis Winston	PFWA
2016	CB	Vernon Hargreaves III	PFWA

**MAXWELL CLUB COACH OF THE YEAR**

1997	Tony Dungy	
------	------------	--

**HORRIGAN AWARD**

1997	Tony Dungy	
------	------------	--

**ASSISTANT COACH OF THE YEAR**

2002	Monte Kiffin	FD, PFW/PFWA
------	--------------	--------------

**LEGEND**

AP – Associated Press	PFWA – Pro Football Writers Association
CPFN – College and Pro Football Newsweekly	SI – Sports Illustrated
FD – Football Digest	SN – The Sporting News
FN – Football News	UPI – United Press International
NEA – Newspaper Enterprise Association	USAT – USA Today
NFLPA – NFL Players Association	
PFW – Pro Football Weekly	

# PRO BOWL BUCCANEERS

## 1978

NT Dave Pear

## 1979

DE Lee Roy Selmon\*

## 1980

TE Jimmie Giles

LB David Lewis

DE Lee Roy Selmon (2)

## 1981

TE Jimmie Giles (2)

DE Lee Roy Selmon (3)

## 1982

TE Jimmie Giles (3)

LB Hugh Green

DE Lee Roy Selmon (4)

## 1983

LB Hugh Green (2)

DE Lee Roy Selmon (5)

## 1984

DE Lee Roy Selmon (6)

RB James Wilder

## 1985

TE Jimmie Giles (4)

## 1989

WR Mark Carrier

## 1990

CB Wayne Haddix

## 1993

LB Hardy Nickerson

## 1996

LB Hardy Nickerson (2)

## 1997

FB Mike Alstott

LB Derrick Brooks

QB Trent Dillfer

RB Warrick Dunn

S John Lynch

C Tony Mayberry

LB Hardy Nickerson (3)

DT Warren Sapp

## 1998

FB Mike Alstott (2)

LB Derrick Brooks (2)

C Tony Mayberry (2)

LB Hardy Nickerson (4)

DT Warren Sapp (2)

## 1999

FB Mike Alstott (3)

LB Derrick Brooks (3)

S John Lynch (2)

C Tony Mayberry (3)

LB Hardy Nickerson (5)

DT Warren Sapp (3)

## 2000

CB Donnie Abraham

FB Mike Alstott (4)

LB Derrick Brooks (4)

C Jeff Christy+

RB Warrick Dunn (2)

K Martin Gramatica

S John Lynch (3)

G Randall McDaniel^

DT Warren Sapp (4)

## 2001

FB Mike Alstott (5)

CB Ronde Barber

LB Derrick Brooks (5)\*

WR Keyshawn Johnson&

S John Lynch (4)

DT Warren Sapp (5)\*

## 2002

FB Mike Alstott (6)

LB Derrick Brooks (6)

QB Brad Johnson•

S John Lynch (5)

LB Shelton Quarles

DE Simeon Rice••

DT Warren Sapp (6)\*

## 2003

LB Derrick Brooks (7)\*

WR Keenan McCardell\$

DE Simeon Rice (2)••\*

DT Warren Sapp (7)\*

## 2004

CB Ronde Barber (2)

LB Derrick Brooks (8)\*

## 2005

CB Ronde Barber (3)

P Josh Bidwell

LB Derrick Brooks (9)

## 2006

CB Ronde Barber (4)

LB Derrick Brooks (10)

LS Dave Moore

## 2007

QB Jeff Garcia (4)™

## 2008

CB Ronde Barber (5)

LB Derrick Brooks (11)\*

G Davin Joseph

KR Clifton Smith

## 2010

T Donald Penn

## 2011

G Davin Joseph (2)

## 2012

WR Vincent Jackson (3)©

RB Doug Martin

DT Gerald McCoy

## 2013

DT Gerald McCoy (2)

CB Darrelle Revis@

## 2014

DT Gerald McCoy (3)

## 2015

LB Lavonte David

RB Doug Martin (2)

G Logan Mankins (7)#

DT Gerald McCoy (4)

QB Jameis Winston

## 2016

WR Mike Evans

DT Gerald McCoy (5)

Players in bold voted in as a starter

\* Did not play in game

+ Made his first Pro Bowl appearance as a Buccaneer

in 2000, but made two Pro Bowl showings (1998 and 1999) with Minnesota.

^ Made his first Pro Bowl appearance as a Buccaneer in 2000, but made NFL-record 11 consecutive showings (1989-99) with Minnesota.

& Made his first Pro Bowl appearance as a Buccaneer in 2001, but made two Pro Bowl showings with the New York Jets (1998-99).

• Made his first Pro Bowl appearance as a Buccaneer in 2002, but made first Pro Bowl showing with the Washington Redskins (1999).

•• Made two consecutive Pro Bowl appearances as a Buccaneer in 2002 and 2003, but made first Pro Bowl showing with the Arizona Cardinals (1999).

\$ Made his first Pro Bowl appearance as a Buccaneer in 2003, but made his first Pro Bowl showing with the Jacksonville Jaguars (1996).

™ Made his first Pro Bowl as a Buccaneer in 2007, but made three consecutive Pro Bowls (2000-02) with the San Francisco 49ers.

© Made his first Pro Bowl as a Buccaneer in 2012, but made two Pro Bowls (2007, 2011) with the San Diego Chargers.

@ Made his first Pro Bowl as a Buccaneer in 2013, but made four Pro Bowls (2008-11) with the New York Jets.

# Made his first Pro Bowl as a Buccaneer in 2015, but made six Pro Bowls (2007, 2009-13) with the New England Patriots.

# PRO BOWL NOTES

## MOST APPEARANCES

- |    |                                    |
|----|------------------------------------|
| 11 | Derrick Brooks (1997-06, 2008)     |
| 7  | Warren Sapp (1997-03)              |
| 6  | Mike Alstott (1997-02)             |
|    | Lee Roy Selmon (1979-84)           |
| 5  | Ronde Barber (2001, 2004-06, 2008) |
|    | John Lynch (1997, 1999-02)         |
|    | Gerald McCoy (2012-16)             |
|    | Hardy Nickerson (1993, 1996-99)    |
| 4  | Jimmie Giles (1980-82, 1985)       |

## MOST CONSECUTIVE APPEARANCES

- |    |                          |
|----|--------------------------|
| 10 | Derrick Brooks (1997-06) |
| 7  | Warren Sapp (1997-03)    |
| 6  | Mike Alstott (1997-02)   |
|    | Lee Roy Selmon (1979-84) |

## MOST APPEARANCES BY AN OFFENSIVE PLAYER

- |   |                              |
|---|------------------------------|
| 6 | Mike Alstott (1997-02)       |
| 4 | Jimmie Giles (1980-82, 1985) |
| 3 | Tony Mayberry (1997-99)      |

## MOST APPEARANCES BY A DEFENSIVE PLAYER

- |    |                                    |
|----|------------------------------------|
| 11 | Derrick Brooks (1997-06)           |
| 7  | Warren Sapp (1997-03)              |
| 6  | Lee Roy Selmon (1979-84)           |
| 5  | Ronde Barber (2001, 2004-06, 2008) |
|    | John Lynch (1997, 1999-02)         |
|    | Gerald McCoy (2012-16)             |
|    | Hardy Nickerson (1993, 1996-99)    |

# NFC PLAYERS OF THE WEEK

Offensive, Defensive Awards started in 1984, Special Teams Award in 1993

	OFFENSIVE	DEFENSIVE	SPECIAL TEAMS
1984	QB Steve DeBerg (Week 3)		
1985	TE Jimmie Giles (Week 10)		
1987	QB Steve DeBerg (Week 1)	S Paul Tripoli (Week 4) CB Kevin Walker (Week 6)	
1989	QB Vinny Testaverde (Week 1) The Buccaneer Offense (Week 5)		
1990		S Mark Robinson (Week 4)	
1991		LB Broderick Thomas (Week 11)	
1992	QB Vinny Testaverde (Week 2)	DT Santana Dotson (Week 4)	
1993		LB Hardy Nickerson (Week 9)	CB Roger Jones (Week 17)
1994		LB Hardy Nickerson (Weeks 2 & 13)	
1995	RB Errict Rhett (Week 15)		K Michael Husted (Week 7)
1996		S John Lynch (Week 13)	WR Karl Williams (Week 17)
1997	RB Warrick Dunn (Week 2) QB Trent Duffer (Week 4)		WR Karl Williams (Weeks 10 & 17) LB Shelton Quarles (Week 11)
1998			WR Jacquez Green (Week 2) CB Ronde Barber (Week 13)
1999		DT Warren Sapp (Week 2) LB Derrick Brooks (Week 7) CB Donnie Abraham (Weeks 11 & 13) DE Steve White (Div. Playoffs)	DE John McLaughlin (Week 3) K Martin Gramatica (Week 11)
2000	QB Shaun King (Week 9) RB Warrick Dunn (Week 14)	LB Derrick Brooks (Week 1) CB Ronde Barber (Week 2) DT Warren Sapp (Week 3)	WR Karl Williams (Week 13) K Martin Gramatica (Week 15)
2001		CB Ronde Barber (Weeks 9 & 15) DT Warren Sapp (Week 11) LB Derrick Brooks (Week 16)	K Martin Gramatica (Week 12) TE Todd Yoder (Week 16)
2002	QB Brad Johnson (Weeks 9 & 14)	LB Derrick Brooks (Week 5) CB Ronde Barber (NFC Championship)	K Martin Gramatica (Weeks 8 & 17)
2003	QB Brad Johnson (Week 6)	DE Simeon Rice (Week 6)	P Tom Tupa (Week 3)
2004	RB Michael Pittman (Week 9)	LB Derrick Brooks (Week 13)	
2005		LB Shelton Quarles (Week 2) CB Ronde Barber (Week 14) DE Simeon Rice (Week 17)	P Josh Bidwell (Weeks 3 & 6) DE Dewayne White (Week 16)
2006		CB Ronde Barber (Week 7)	K Matt Bryant (Week 7)
2007		LB Barrett Ruud (Week 2)	WR Micheal Spurlock (Week 15)
2008		LB Derrick Brooks (Week 4) CB Ronde Barber (Week 12)	K Matt Bryant (Week 4) RB/KR Clifton Smith (Week 9)
2009			WR Sammie Stroughter (Week 6) RB/KR Clifton Smith (Week 9) WR Micheal Spurlock (Week 16)
2010	QB Josh Freeman (Weeks 5 & 9)	CB Aqib Talib (Week 8)	
2011		CB Ronde Barber (Week 3)	
2012	RB Doug Martin (Week 9)	CB Ronde Barber (Week 1)	
2013	RB Bobby Rainey (Week 11)	LB Lavonte David (Week 12)	
2015		LB Kwon Alexander (Week 8) LB Lavonte David (Week 11)	PR Bobby Rainey (Week 5)
2016	QB Jameis Winston (Week 1)		K Roberto Aguayo (Week 11) P Bryan Anger (Week 17)

## NFC PLAYER OF THE MONTH

OFFENSIVE	DEFENSIVE	SPECIAL TEAMS
1996		KR/PR Karl Williams (December)
1997	DT Warren Sapp (September)	
1999	DT Warren Sapp (September)	K Martin Gramatica (November)
2000	LB Derrick Brooks (November)	K Martin Gramatica (October)
2001	DE Simeon Rice (December)	
2002	LB Derrick Brooks (October) DE Simeon Rice (November)	K Martin Gramatica (December)
2005		P Josh Bidwell (November)
2007	LB Barrett Ruud (September)	K Matt Bryant (December)
2008		KR Clifton Smith (November)
2012		LB Dekoda Watson (November)

## NFC ROOKIE OF THE MONTH

OFFENSIVE	DEFENSIVE	SPECIAL TEAMS
1996	FB Mike Alstott (November)	KR/PR Karl Williams (December)
1997	RB Warrick Dunn (September)	
1999	QB Shaun King (December)	
2005	RB Carnell Williams (September) RB Carnell Williams (December)	
2010	RB LeGarrette Blount (December)	
2012	RB Doug Martin (October)	LB Lavonte David (November)
2013	QB Mike Glennon (November)	
2015	QB Jameis Winston (November)	
2016	DE Noah Spence (November)	

## PEPSI NFL ROOKIE OF THE WEEK

OFFENSIVE	DEFENSIVE	SPECIAL TEAMS
2004	WR Michael Clayton (Week 14)	
2005	RB Carnell Williams (Week 1) RB Carnell Williams (Week 2) RB Carnell Williams (Week 3)	
2012	RB Doug Martin (Week 9)	
2015	QB Jameis Winston (Week 2) QB Jameis Winston (Week 5) QB Jameis Winston (Week 11)	LB Kwon Alexander (Week 3) LB Kwon Alexander (Week 8)
2016	DE Noah Spence (Week 12)	

## FEDEX AIR & GROUND NFL PLAYER OF THE WEEK

	AIR	GROUND
2005	QB Chris Simms (Week 10)	
2010	QB Josh Freeman (Week 16) QB Josh Freeman (Week 17)	RB LeGarrette Blount (Week 16)
2012		RB Doug Martin (Week 8) RB Doug Martin (Week 9) RB Doug Martin (Week 11)
2013		RB Bobby Rainey (Week 11)
2015	QB Jameis Winston (Week 11)	RB Doug Martin (Week 5) RB Doug Martin (Week 11)
2016	QB Jameis Winston (Week 1)	

## ED BLOCK COURAGE AWARD

Each year, the Ed Block Courage Award is given to a player on each NFL team who best exemplifies commitment to the principles of sportsmanship and courage. The recipient symbolizes professionalism, dedication and performance as a community role model. This national award is named after the former Baltimore Colts' trainer who was a tireless worker for victims of abuse, violence, neglect and families in crisis.

1984	Theo Bell	2001	Jerry Wunsch
1985	Steve Courson	2002	John Lynch
1986	J.D. Maarleveld	2003	Joe Jurevicius
1987	Nathan Wonsley	2004	Mike Alstott
1988	Don Smith	2005	John Wade
1989	John Cannon	2006	Shelton Quarles
1990	Ron Hall	2007	Jeff Garcia
1991	Harry Hamilton	2008	Matt Bryant
1992	Ricky Reynolds	2009	Carnell Williams
1993	Rob Taylor	2010	Earnest Graham
1994	Tony Covington	2011	Ronde Barber
1995	Paul Gruber	2012	Davin Joseph
1996	Charles Dimry	2013	Darrelle Revis
1997	Horace Copeland	2014	Vincent Jackson
1998	Warrick Dunn	2015	Clinton McDonald
1999	Hardy Nickerson	2016	Kevin Pamphile
2000	Derrick Brooks		

## YEAR-BY-YEAR SCORES

### 1976

**Head Coach: John McKay**  
**Preseason (1-5)**

DATE	OPPONENT	W/L	SCORE	STADIUM	CITY	ATTEND.	STARTING QB
July 31	at L.A. Rams	L	3-26	L.A. Coliseum	Los Angeles, CA	54,787	Spurrier
Aug. 7	at Green Bay	L	6-10	Milwaukee County Stadium	Milwaukee, WI	53,421	Spurrier
Aug. 14	vs. Atlanta	W	17-3	Gator Bowl	Jacksonville, FL	11,342	Spurrier
Aug. 21	MIAMI	L	21-28	Tampa Stadium	Tampa, FL	67,466	Spurrier
Aug. 28	CHICAGO	L	7-10	Tampa Stadium	Tampa, FL	47,592	Spurrier
Sept. 4	CINCINNATI	L	13-24	Tampa Stadium	Tampa, FL	46,775	Spurrier

### Won 0, Lost 14

Sept. 12	at Houston	L	0-20	Astrodome	Houston, TX	42,228	Spurrier
Sept. 19	SAN DIEGO	L	0-23	Tampa Stadium	Tampa, FL	39,558	Spurrier
Sept. 26	BUFFALO	L	9-14	Tampa Stadium	Tampa, FL	44,505	Spurrier
Oct. 3	at Baltimore	L	17-42	Memorial Stadium	Baltimore, MD	40,053	Spurrier
Oct. 10	at Cincinnati	L	0-21	Riverfront Stadium	Cincinnati, OH	40,700	Spurrier
Oct. 17	SEATTLE	L	10-13	Tampa Stadium	Tampa, FL	43,458	Spurrier
Oct. 24	MIAMI	L	20-23	Tampa Stadium	Tampa, FL	61,437	Dickinson
Oct. 31	KANSAS CITY	L	19-28	Tampa Stadium	Tampa, FL	41,779	Spurrier
Nov. 7	at Denver	L	13-48	Mile High Stadium	Denver, CO	61,703	Spurrier
Nov. 14	at N.Y. Jets	L	0-34	Shea Stadium	Flushing, NY	46,427	Spurrier
Nov. 21	CLEVELAND	L	7-24	Tampa Stadium	Tampa, FL	36,930	Spurrier
Nov. 28	at Oakland	L	16-49	Oakland-Alameda County Coliseum	Oakland, CA	49,590	Spurrier
Dec. 5	at Pittsburgh	L	0-42	Three Rivers Stadium	Pittsburgh, PA	43,385	Hanratty
Dec. 12	NEW ENGLAND	L	14-31	Tampa Stadium	Tampa, FL	41,517	Spurrier

### Fifth — AFC West

## 1977

Head Coach: John McKay  
Preseason (2-4)

DATE	OPPONENT	W/L	SCORE	STADIUM	CITY	ATTEND.	STARTING QB
Aug. 6	MIAMI	L	7-13	Tampa Stadium	Tampa, FL	66,056	Huff
Aug. 13	at Cincinnati	L	0-45	Riverfront Stadium	Cincinnati, OH	50,316	Boryla
Aug. 20	GREEN BAY	W	10-7	Tampa Stadium	Tampa, FL	49,045	Boryla
Aug. 27	vs. Atlanta	L	21-30	Tangerine Bowl	Orlando, FL	31,123	Huff
Sept. 3	at Buffalo	L	6-17	Rich Stadium	Orchard Park, NY	28,126	Dickinson
Sept. 10	BALTIMORE	W	14-0	Tampa Stadium	Tampa, FL	47,032	Hedberg

## Won 2, Lost 12

Sept. 18	at Philadelphia	L	3-13	Veterans Stadium	Philadelphia, PA	61,549	Hedberg
Sept. 24	MINNESOTA	L	3-9	Tampa Stadium	Tampa, FL	66,272	Hedberg
Oct. 2	at Dallas	L	7-23	Texas Stadium	Irving, TX	55,316	Huff
Oct. 9	WASHINGTON	L	0-10	Tampa Stadium	Tampa, FL	58,571	Hedberg
Oct. 16	at Seattle	L	23-30	Kingdome	Seattle, WA	54,783	Huff
Oct. 23	GREEN BAY	L	0-13	Tampa Stadium	Tampa, FL	47,635	Huff
Oct. 30	at San Francisco	L	10-20	Candlestick Park	San Francisco, CA	34,750	Blount
Nov. 6	at L.A. Rams	L	0-31	L.A. Coliseum	Los Angeles, CA	45,493	Blount
Nov. 13	N.Y. GIANTS	L	0-10	Tampa Stadium	Tampa, FL	46,518	Blount
Nov. 20	at Detroit	L	7-16	Pontiac Silverdome	Pontiac, MI	49,751	Blount
Nov. 27	ATLANTA	L	0-17	Tampa Stadium	Tampa, FL	43,592	Huff
Dec. 4	CHICAGO	L	0-10	Tampa Stadium	Tampa, FL	48,948	Hedberg
Dec. 11	at New Orleans	W	33-14	Louisiana Superdome	New Orleans, LA	40,124	Huff
Dec. 18	ST. LOUIS	W	17-7	Tampa Stadium	Tampa, FL	56,922	Huff

## Fifth – NFC Central

## 1978

Head Coach: John McKay  
Preseason (3-1)

DATE	OPPONENT	W/L	SCORE	STADIUM	CITY	ATTEND.	STARTING QB
Aug. 5	CINCINNATI	W	17-0	Tampa Stadium	Tampa, FL	60,106	Huff
Aug. 12	BALTIMORE	W	23-12	Tampa Stadium	Tampa, FL	61,112	Huff
Aug. 19	at New Orleans	W	14-3	Louisiana Superdome	New Orleans, LA	46,282	Boryla
Aug. 25	MIAMI	L	20-24	Tampa Stadium	Tampa, FL	68,132	Huff

## Won 5, Lost 11

Sept. 2•	N.Y. GIANTS	L	13-19	Tampa Stadium	Tampa, FL	67,456	Williams
Sept. 9	DETROIT	L	7-15	Tampa Stadium	Tampa, FL	64,445	Boryla
Sept. 17	at Minnesota	W	16-10	Metropolitan Stadium	Bloomington, MN	46,152	Williams
Sept. 24	ATLANTA	W	14-9	Tampa Stadium	Tampa, FL	58,073	Williams
Oct. 1••	MINNESOTA	L	7-24	Tampa Stadium	Tampa, FL	65,972	Williams
Oct. 8	at Kansas City	W	30-13	Arrowhead Stadium	Kansas City, MO	38,201	Williams
Oct. 15	at N.Y. Giants	L	14-17	Giants Stadium	East Rutherford, NJ	68,025	Williams
Oct. 22•	CHICAGO	W	33-19	Tampa Stadium	Tampa, FL	68,146	Williams
Oct. 29	at Green Bay	L	7-9	Lambeau Field	Green Bay, WI	55,108	Williams
Nov. 5	at L.A. Rams	L	23-26	L.A. Coliseum	Los Angeles, CA	55,182	Williams
Nov. 12	at Detroit	L	23-34	Pontiac Silverdome	Pontiac, MI	60,320	Rae
Nov. 19	BUFFALO	W	31-10	Tampa Stadium	Tampa, FL	61,383	Rae
Nov. 26	at Chicago	L	3-14	Soldier Field	Chicago, IL	42,373	Rae
Dec. 3••	GREEN BAY	L	7-17	Tampa Stadium	Tampa, FL	67,754	Rae
Dec. 10	at San Francisco	L	3-6	Candlestick Park	San Francisco, CA	30,931	Rae
Dec. 17	NEW ORLEANS	L	10-17	Tampa Stadium	Tampa, FL	51,207	Williams

## Fifth – NFC Central

1979

## Head Coach: John McKay

### Preseason (2-2)

DATE	OPPONENT	W/L	SCORE	STADIUM	CITY	ATTEND.	STARTING QB
Aug. 4	WASHINGTON	L	7-9	Tampa Stadium	Tampa, FL	64,493	Williams
Aug. 11	MIAMI	L	7-13	Tampa Stadium	Tampa, FL	64,481	Williams
Aug. 18	NEW ORLEANS	W	14-7	Tampa Stadium	Tampa, FL	49,042	Williams
Aug. 25	at Cincinnati	W	24-13	Riverfront Stadium	Cincinnati, OH	44,120	Williams

### Won 10, Lost 6

Sept. 1●	DETROIT	W	31-16	Tampa Stadium	Tampa, FL	68,225	Williams
Sept. 9	at Baltimore	W	29-26 (OT)	Memorial Stadium	Baltimore, MD	36,374	Williams
Sept. 16	at Green Bay	W	21-10	Lambeau Field	Green Bay, WI	55,498	Williams
Sept. 23●●	L.A. RAMS	W	21-6	Tampa Stadium	Tampa, FL	69,497	Williams
Sept. 30	at Chicago	W	17-13	Soldier Field	Chicago, IL	55,258	Williams
Oct. 7	at N.Y. Giants	L	14-17	Giants Stadium	East Rutherford, NJ	72,841	Williams
Oct. 14●●	NEW ORLEANS	L	14-42	Tampa Stadium	Tampa, FL	67,640	Williams
Oct. 21●●	GREEN BAY	W	21-3	Tampa Stadium	Tampa, FL	67,186	Williams
Oct. 28	at Minnesota	W	12-10	Metropolitan Stadium	Bloomington, MN	46,906	Williams
Nov. 4	at Atlanta	L	14-17	Fulton County Stadium	Atlanta, GA	55,150	Williams
Nov. 11	at Detroit	W	16-14	Pontiac Silverdome	Pontiac, MI	70,461	Williams
Nov. 18●	N.Y. GIANTS	W	31-3	Tampa Stadium	Tampa, FL	70,261	Williams
Nov. 25●●	MINNESOTA	L	22-23	Tampa Stadium	Tampa, FL	70,039	Williams
Dec. 2●●	CHICAGO	L	0-14	Tampa Stadium	Tampa, FL	69,508	Williams
Dec. 9	at San Francisco	L	7-23	Candlestick Park	San Francisco, CA	44,506	Williams
Dec. 16●	KANSAS CITY	W	3-0	Tampa Stadium	Tampa, FL	63,624	Williams

### NFC DIVISIONAL PLAYOFF GAME

Dec. 29●●	PHILADELPHIA	W	24-17	Tampa Stadium	Tampa, FL	71,402	Williams
-----------	--------------	---	-------	---------------	-----------	--------	----------

### NFC CHAMPIONSHIP GAME

Jan. 6●●	L.A. RAMS	L	0-9	Tampa Stadium	Tampa, FL	72,033	Williams
----------	-----------	---	-----	---------------	-----------	--------	----------

1980

## Head Coach: John McKay

### Preseason (3-1)

DATE	OPPONENT	W/L	SCORE	STADIUM	CITY	ATTEND.	STARTING QB
Aug. 11	at Houston	W	21-7	Astrodome	Houston, TX	48,827	Fusina
Aug. 16	ST. LOUIS	L	14-21	Tampa Stadium	Tampa, FL	68,384	Williams
Aug. 23	CINCINNATI	W	20-14 (OT)	Tampa Stadium	Tampa, FL	59,113	Williams
Aug. 29	WASHINGTON	W	11-6	Tampa Stadium	Tampa, FL	62,555	Rae

### Won 5, Lost 10, Tied 1

Sept. 7	at Cincinnati	W	17-12	Riverfront Stadium	Cincinnati, OH	35,551	Williams
Sept. 11●●	L.A. RAMS	W	10-9	Tampa Stadium	Tampa, FL	66,576	Williams
Sept. 21	at Dallas	L	17-28	Texas Stadium	Irving, TX	62,750	Williams
Sept. 28●●	CLEVELAND	L	27-34	Tampa Stadium	Tampa, FL	65,540	Williams
Oct. 6	at Chicago	L	0-23	Soldier Field	Chicago, IL	61,350	Williams
Oct. 12●●	GREEN BAY	T	14-14 (OT)	Tampa Stadium	Tampa, FL	64,854	Williams
Oct. 19	at Houston	L	14-20	Astrodome	Houston, TX	48,167	Williams
Oct. 26	at San Francisco	W	24-23	Candlestick Park	San Francisco, CA	51,925	Williams
Nov. 2●	N.Y. GIANTS	W	30-13	Tampa Stadium	Tampa, FL	68,256	Williams
Nov. 9●●	PITTSBURGH	L	21-24	Tampa Stadium	Tampa, FL	71,636	Williams
Nov. 16	at Minnesota	L	30-38	Metropolitan Stadium	Bloomington, MN	46,032	Williams
Nov. 23●●	DETROIT	L	10-24	Tampa Stadium	Tampa, FL	64,976	Williams
Nov. 30	at Green Bay	W	20-17	Milwaukee County Stadium	Milwaukee, WI	54,225	Williams
Dec. 7●●	MINNESOTA	L	10-21	Tampa Stadium	Tampa, FL	65,649	Williams
Dec. 14	at Detroit	L	14-27	Pontiac Silverdome	Pontiac, MI	77,098	Williams
Dec. 20●●	CHICAGO	L	13-14	Tampa Stadium	Tampa, FL	55,298	Williams

### Tied Fourth – NFC Central

## 1981

Head Coach: John McKay  
Preseason (1-3)

DATE	OPPONENT	W/L	SCORE	STADIUM	CITY	ATTEND.	STARTING QB
Aug. 8	CINCINNATI	L	17-24	Tampa Stadium	Tampa, FL	67,554	Williams
Aug. 15	NEW ENGLAND	L	16-17	Tampa Stadium	Tampa, FL	62,785	Williams
Aug. 22	HOUSTON	W	27-17	Tampa Stadium	Tampa, FL	64,734	Williams
Aug. 28	at Atlanta	L	7-27	Fulton County Stadium	Atlanta, GA	53,668	Fusina

## Won 9, Lost 7

## First – NFC Central

Sept. 5●●	MINNESOTA	W	21-13	Tampa Stadium	Tampa, FL	66,287	Williams
Sept. 13	at Kansas City	L	10-19	Arrowhead Stadium	Kansas City, MO	50,555	Williams
Sept. 20	at Chicago	L	17-28	Soldier Field	Chicago, IL	60,130	Williams
Sept. 27●	ST. LOUIS	W	20-10	Tampa Stadium	Tampa, FL	65,850	Williams
Oct. 4●	DETROIT	W	28-10	Tampa Stadium	Tampa, FL	71,733	Williams
Oct. 11	at Green Bay	W	21-10	Lambeau Field	Green Bay, WI	52,264	Williams
Oct. 18	at Oakland	L	16-18	Oakland-Alameda County Coliseum	Oakland, CA	42,288	Williams
Oct. 25	at Philadelphia	L	10-20	Veterans Stadium	Philadelphia, PA	70,174	Williams
Nov. 1●●	CHICAGO	W	20-10	Tampa Stadium	Tampa, FL	68,688	Williams
Nov. 8	at Minnesota	L	10-25	Metropolitan Stadium	Bloomington, MN	47,038	Williams
Nov. 15●●	DENVER	L	7-24	Tampa Stadium	Tampa, FL	64,518	Williams
Nov. 22●	GREEN BAY	W	37-3	Tampa Stadium	Tampa, FL	63,251	Williams
Nov. 29	at New Orleans	W	31-14	Louisiana Superdome	New Orleans, LA	62,209	Williams
Dec. 6●●	ATLANTA	W	24-23	Tampa Stadium	Tampa, FL	69,221	Williams
Dec. 13●●	SAN DIEGO	L	23-24	Tampa Stadium	Tampa, FL	67,388	Williams
Dec. 20	at Detroit	W	20-17	Pontiac Silverdome	Pontiac, MI	80,444	Williams

## NFC DIVISIONAL PLAYOFF GAME

Jan. 2	at Dallas	L	0-38	Texas Stadium	Irving, TX	64,848	Williams
--------	-----------	---	------	---------------	------------	--------	----------

## 1982

Head Coach: John McKay  
Preseason (3-1)

DATE	OPPONENT	W/L	SCORE	STADIUM	CITY	ATTEND.	STARTING QB
Aug. 14	PHILADELPHIA	W	35-7	Tampa Stadium	Tampa, FL	65,659	Williams
Aug. 21	WASHINGTON	W	28-13	Tampa Stadium	Tampa, FL	63,896	Williams
Aug. 28	at Houston	L	6-21	Astrodome	Houston, TX	41,007	Golsteyn
Sept. 3	ATLANTA	W	34-0	Tampa Stadium	Tampa, FL	62,933	Williams

## Won 5, Lost 4

## Tied Fourth – NFC Central

Sept. 12	at Minnesota	L	10-17	HHH Metrodome	Minneapolis, MN	58,440	Williams
Sept. 19●	WASHINGTON	L	13-21	Tampa Stadium	Tampa, FL	66,187	Williams
Nov. 21	at Dallas	L	9-14	Texas Stadium	Irving, TX	49,578	Williams
Nov. 29●●	MIAMI	W	23-17	Tampa Stadium	Tampa, FL	65,854	Williams
Dec. 5	at New Orleans	W	13-10	Louisiana Superdome	New Orleans, LA	61,709	Williams
Dec. 12	at N.Y. Jets	L	17-32	Shea Stadium	Flushing, NY	28,147	Williams
Dec. 19●	BUFFALO	W	24-23	Tampa Stadium	Tampa, FL	62,510	Williams
Dec. 26●	DETROIT	W	23-21	Tampa Stadium	Tampa, FL	65,997	Williams
Jan. 2●●	CHICAGO	W	26-23 (OT)	Tampa Stadium	Tampa, FL	68,112	Williams

## NFC FIRST ROUND PLAYOFF GAME

Jan. 9	at Dallas	L	17-30	Texas Stadium	Irving, TX	65,042	Williams
--------	-----------	---	-------	---------------	------------	--------	----------



## 1983

Head Coach: John McKay  
Preseason (4-0)

DATE	OPPONENT	W/L	SCORE	STADIUM	CITY	ATTEND.	STARTING QB
Aug. 6	NEW ORLEANS	W	20-17	Tampa Stadium	Tampa, FL	53,111	Thompson
Aug. 13	at Houston	W	23-17	Astrodome	Houston, TX	41,107	Thompson
Aug. 20	ATLANTA	W	17-6	Tampa Stadium	Tampa, FL	57,237	Thompson
Aug. 26	NEW ENGLAND	W	41-21	Tampa Stadium	Tampa, FL	52,108	Golsteyn

## Won 2, Lost 14

Sept. 4	DETROIT	L	0-11	Tampa Stadium	Tampa, FL	62,154	Golsteyn
Sept. 11	at Chicago	L	10-17	Soldier Field	Chicago, IL	58,186	Golsteyn
Sept. 18	MINNESOTA	L	16-19 (OT)	Tampa Stadium	Tampa, FL	57,567	Thompson
Sept. 25	CINCINNATI	L	17-23	Tampa Stadium	Tampa, FL	56,023	Thompson
Oct. 2	at Green Bay	L	14-55	Lambeau Field	Green Bay, WI	54,272	Thompson
Oct. 9	at Dallas	L	24-27 (OT)	Texas Stadium	Irving, TX	63,308	Thompson
Oct. 16	ST. LOUIS	L	27-34	Tampa Stadium	Tampa, FL	48,224	Thompson
Oct. 23	NEW ORLEANS	L	21-24	Tampa Stadium	Tampa, FL	48,242	Thompson
Oct. 30	at Pittsburgh	L	12-17	Three Rivers Stadium	Pittsburgh, PA	57,648	Thompson
Nov. 6	at Minnesota	W	17-12	HHH Metrodome	Minneapolis, MN	59,239	Thompson
Nov. 13	at Cleveland	L	0-20	Cleveland Municipal Stadium	Cleveland, OH	56,091	Thompson
Nov. 20	CHICAGO	L	0-27	Tampa Stadium	Tampa, FL	36,816	Golsteyn
Nov. 27	HOUSTON	W	33-24	Tampa Stadium	Tampa, FL	38,625	Thompson
Dec. 4	at San Francisco	L	21-35	Candlestick Park	San Francisco, CA	49,773	Thompson
Dec. 12	GREEN BAY	L	9-12 (OT)	Tampa Stadium	Tampa, FL	50,763	Thompson
Dec. 18	at Detroit	L	20-23	Pontiac Silverdome	Pontiac, MI	78,392	Thompson

## Fifth – NFC Central

## 1984

Head Coach: John McKay  
Preseason (3-2)

DATE	OPPONENT	W/L	SCORE	STADIUM	CITY	ATTEND.	STARTING QB
July 28	vs. Seattle	L	0-38	Fawcett Stadium	Canton, OH	22,250	Thompson
Aug. 4	HOUSTON	W	30-17	Tampa Stadium	Tampa, FL	32,774	Thompson
Aug. 11	CINCINNATI	W	21-13	Tampa Stadium	Tampa, FL	33,588	Thompson
Aug. 18	at Atlanta	L	21-52	Fulton County Stadium	Atlanta, GA	29,610	DeBerg
Aug. 24	MIAMI	W	14-13	Tampa Stadium	Tampa, FL	53,023	Thompson

## Won 6, Lost 10

Sept. 2	at Chicago	L	14-34	Soldier Field	Chicago, IL	58,789	Thompson
Sept. 9	at New Orleans	L	13-17	Louisiana Superdome	New Orleans, LA	54,686	Thompson
Sept. 16	DETROIT	W	21-17	Tampa Stadium	Tampa, FL	44,560	Thompson
Sept. 23	at N.Y. Giants	L	14-17	Giants Stadium	East Rutherford, NJ	72,650	DeBerg
Sept. 30	GREEN BAY	W	30-27 (OT)	Tampa Stadium	Tampa, FL	44,487	DeBerg
Oct. 7	MINNESOTA	W	35-31	Tampa Stadium	Tampa, FL	47,405	DeBerg
Oct. 14	at Detroit	L	7-13 (OT)	Pontiac Silverdome	Pontiac, MI	44,308	DeBerg
Oct. 21	CHICAGO	L	9-44	Tampa Stadium	Tampa, FL	60,003	DeBerg
Oct. 28	at Kansas City	L	20-24	Arrowhead Stadium	Kansas City, MO	41,710	DeBerg
Nov. 4	at Minnesota	L	24-27	HHH Metrodome	Minneapolis, MN	54,949	DeBerg
Nov. 11	N.Y. GIANTS	W	20-17	Tampa Stadium	Tampa, FL	46,534	DeBerg
Nov. 18	at San Francisco	L	17-24	Candlestick Park	San Francisco, CA	57,704	DeBerg
Nov. 25	L.A. RAMS	L	33-34	Tampa Stadium	Tampa, FL	42,242	DeBerg
Dec. 2	at Green Bay	L	14-27	Lambeau Field	Green Bay, WI	46,800	DeBerg
Dec. 9	ATLANTA	W	23-6	Tampa Stadium	Tampa, FL	33,808	DeBerg
Dec. 16	N.Y. JETS	W	41-21	Tampa Stadium	Tampa, FL	43,817	DeBerg

## Third – NFC Central

## 1985

Head Coach: Leeman Bennett  
Preseason (1-3)

DATE	OPPONENT	W/L	SCORE	STADIUM	CITY	ATTEND.	STARTING QB
Aug. 10	PITTSBURGH	L	27-42	Tampa Stadium	Tampa, FL	47,447	DeBerg
Aug. 17	ATLANTA	L	17-23	Tampa Stadium	Tampa, FL	34,040	Thompson
Aug. 24	at New Orleans	W	14-10	Louisiana Superdome	New Orleans, LA	49,337	DeBerg
Aug. 30	WASHINGTON	L	7-20	Tampa Stadium	Tampa, FL	33,640	DeBerg

## Won 2, Lost 14

Sept. 8	at Chicago	L	28-38	Soldier Field	Chicago, IL	57,828	DeBerg
Sept. 15	MINNESOTA	L	16-31	Tampa Stadium	Tampa, FL	46,188	DeBerg
Sept. 22	at New Orleans	L	13-20	Louisiana Superdome	New Orleans, LA	45,320	DeBerg
Sept. 29	at Detroit	L	9-30	Pontiac Silverdome	Pontiac, MI	45,023	DeBerg
Oct. 6	CHICAGO	L	19-27	Tampa Stadium	Tampa, FL	51,795	DeBerg
Oct. 13	L.A. RAMS	L	27-31	Tampa Stadium	Tampa, FL	39,607	DeBerg
Oct. 20	at Miami	L	38-41	Orange Bowl	Miami, FL	62,335	DeBerg
Oct. 27	NEW ENGLAND	L	14-32	Tampa Stadium	Tampa, FL	34,661	DeBerg
Nov. 3	at N.Y. Giants	L	20-22	Giants Stadium	East Rutherford, NJ	72,031	DeBerg
Nov. 10	ST. LOUIS	W	16-0	Tampa Stadium	Tampa, FL	34,736	DeBerg
Nov. 17	at N.Y. Jets	L	28-62	Giants Stadium	East Rutherford, NJ	65,344	DeBerg
Nov. 24	DETROIT	W	19-16 (OT)	Tampa Stadium	Tampa, FL	43,471	Young
Dec. 1	at Green Bay	L	0-21	Lambeau Field	Green Bay, WI	19,856	Young
Dec. 8	at Minnesota	L	7-26	HHH Metrodome	Minneapolis, MN	51,593	Young
Dec. 15	INDIANAPOLIS	L	23-31	Tampa Stadium	Tampa, FL	25,577	Young
Dec. 22	GREEN BAY	L	17-20	Tampa Stadium	Tampa, FL	33,992	Young

## Fifth – NFC Central

## 1986

Head Coach: Leeman Bennett  
Preseason (0-4)

DATE	OPPONENT	W/L	SCORE	STADIUM	CITY	ATTEND.	STARTING QB
Aug. 9	ST. LOUIS	L	10-26	Tampa Stadium	Tampa, FL	31,550	Young
Aug. 16	ATLANTA	L	17-20	Tampa Stadium	Tampa, FL	28,797	DeBerg
Aug. 23	WASHINGTON	L	13-21	Tampa Stadium	Tampa, FL	45,136	DeBerg
Aug. 29	at Miami	L	3-21	Orange Bowl	Miami, FL	45,766	DeBerg

## Won 2, Lost 14

Sept. 7	SAN FRANCISCO	L	7-31	Tampa Stadium	Tampa, FL	50,780	DeBerg
Sept. 14	MINNESOTA	L	10-23	Tampa Stadium	Tampa, FL	34,579	DeBerg
Sept. 21	at Detroit	W	24-20	Pontiac Silverdome	Pontiac, MI	38,453	Young
Sept. 28	ATLANTA	L	20-23 (OT)	Tampa Stadium	Tampa, FL	38,950	Young
Oct. 5	at L.A. Rams	L	20-26 (OT)	Anaheim Stadium	Anaheim, CA	50,585	Young
Oct. 12	ST. LOUIS	L	19-30	Tampa Stadium	Tampa, FL	33,307	Young
Oct. 19	at New Orleans	L	7-38	Louisiana Superdome	New Orleans, LA	43,355	Young
Oct. 26	at Kansas City	L	20-27	Arrowhead Stadium	Kansas City, MO	36,230	Young
Nov. 2	BUFFALO	W	34-28	Tampa Stadium	Tampa, FL	32,806	Young
Nov. 9	CHICAGO	L	3-23	Tampa Stadium	Tampa, FL	70,097	Young
Nov. 16	at Green Bay	L	7-31	Milwaukee County Stadium	Milwaukee, WI	48,271	Young
Nov. 23	DETROIT	L	17-38	Tampa Stadium	Tampa, FL	30,029	Young
Nov. 30	at Minnesota	L	13-45	HHH Metrodome	Minneapolis, MN	56,235	Young
Dec. 7	at Chicago	L	14-48	Soldier Field	Chicago, IL	52,746	Young
Dec. 14	GREEN BAY	L	7-21	Tampa Stadium	Tampa, FL	30,099	Young
Dec. 21	at St. Louis	L	17-21	Busch Stadium	St. Louis, MO	23,957	Young

## Fifth – NFC Central

1987

## Head Coach: Ray Perkins

### Preseason (2-2)

DATE	OPPONENT	W/L	SCORE	STADIUM	CITY	ATTEND.	STARTING QB
Aug. 15	CINCINNATI	L	30-31	Tampa Stadium	Tampa, FL	52,747	DeBerg
Aug. 22	N.Y. JETS	W	29-27	Tampa Stadium	Tampa, FL	56,598	DeBerg
Aug. 29	WASHINGTON	W	17-10	Tampa Stadium	Tampa, FL	63,845	DeBerg
Sept. 5	at Indianapolis	L	16-23	Hoosier Dome	Indianapolis, IN	50,111	DeBerg

### Won 4, Lost 11

DATE	OPPONENT	W/L	SCORE	STADIUM	CITY	ATTEND.	STARTING QB
Sept. 13	ATLANTA	W	48-10	Tampa Stadium	Tampa, FL	51,250	DeBerg
Sept. 20	at Chicago	L	3-20	Soldier Field	Chicago, IL	63,551	DeBerg
Oct. 4	at Detroit	W	31-27	Pontiac Silverdome	Pontiac, MI	4,919	Reaves
Oct. 11	SAN DIEGO	L	13-17	Tampa Stadium	Tampa, FL	23,873	Reaves
Oct. 18	MINNESOTA	W	20-10	Tampa Stadium	Tampa, FL	20,850	Zorn
Oct. 25●●	CHICAGO	L	26-27	Tampa Stadium	Tampa, FL	70,747	DeBerg
Nov. 1	at Green Bay	W	23-17	Milwaukee County Stadium	Milwaukee, WI	50,308	DeBerg
Nov. 8	at St. Louis	L	28-31	Busch Stadium	St. Louis, MO	22,449	DeBerg
Nov. 15	at Minnesota	L	17-23	HHH Metrodome	Minneapolis, MN	48,605	DeBerg
Nov. 22	SAN FRANCISCO	L	10-24	Tampa Stadium	Tampa, FL	63,211	DeBerg
Nov. 29	at L.A. Rams	L	3-35	Anaheim Stadium	Anaheim, CA	45,188	DeBerg
Dec. 6	at New Orleans	L	34-44	Louisiana Superdome	New Orleans, LA	66,471	Testaverde
Dec. 13	DETROIT	L	10-20	Tampa Stadium	Tampa, FL	41,699	Testaverde
Dec. 20	ST. LOUIS	L	14-31	Tampa Stadium	Tampa, FL	32,046	Testaverde
Dec. 27	at Indianapolis	L	6-24	Hoosier Dome	Indianapolis, IN	60,468	Testaverde

### Tied Fourth – NFC Central

1988

## Head Coach: Ray Perkins

### Preseason (0-4)

DATE	OPPONENT	W/L	SCORE	STADIUM	CITY	ATTEND.	STARTING QB
Aug. 6	INDIANAPOLIS	L	7-20	Tampa Stadium	Tampa, FL	44,258	Testaverde
Aug. 13	CLEVELAND	L	3-23	Tampa Stadium	Tampa, FL	50,074	Testaverde
Aug. 20	at Atlanta	L	14-19	Fulton County Stadium	Atlanta, GA	18,141	Testaverde
Aug. 25	vs. Buffalo	L	7-14	Vanderbilt Stadium	Nashville, TN	20,600	Testaverde
DATE	OPPONENT	W/L	SCORE	STADIUM	CITY	ATTEND.	STARTING QB
Sept. 4	PHILADELPHIA	L	14-41	Tampa Stadium	Tampa, FL	43,502	Testaverde
Sept. 11	at Green Bay	W	13-10	Lambeau Field	Green Bay, WI	52,584	Testaverde
Sept. 18	PHOENIX	L	24-30	Tampa Stadium	Tampa, FL	35,034	Testaverde
Sept. 25	at New Orleans	L	9-13	Louisiana Superdome	New Orleans, LA	66,671	Testaverde
Oct. 2	GREEN BAY	W	27-24	Tampa Stadium	Tampa, FL	40,003	Testaverde
Oct. 9	at Minnesota	L	13-14	HHH Metrodome	Minneapolis, MN	55,274	Testaverde
Oct. 16	at Indianapolis	L	31-35	Hoosier Dome	Indianapolis, IN	53,135	Testaverde
Oct. 23	MINNESOTA	L	20-49	Tampa Stadium	Tampa, FL	48,020	Testaverde
Oct. 30●●	MIAMI	L	14-17	Tampa Stadium	Tampa, FL	67,352	Ferguson
Nov. 6	at Chicago	L	10-28	Soldier Field	Chicago, IL	56,892	Testaverde
Nov. 13	at Detroit	W	23-20	Pontiac Silverdome	Pontiac, MI	25,956	Testaverde
Nov. 20●●	CHICAGO	L	15-27	Tampa Stadium	Tampa, FL	67,070	Testaverde
Nov. 27	at Atlanta	L	10-17	Fulton County Stadium	Atlanta, GA	14,020	Testaverde
Dec. 4	BUFFALO	W	10-5	Tampa Stadium	Tampa, FL	49,498	Testaverde
Dec. 11	at New England	L	7-10 (OT)	Sullivan Stadium	Foxboro, MA	39,889	Testaverde
Dec. 18	DETROIT	W	21-10	Tampa Stadium	Tampa, FL	37,778	Testaverde

### Third – NFC Central

1989

## Head Coach: Ray Perkins Preseason (3-1)

DATE	OPPONENT	W/L	SCORE	STADIUM	CITY	ATTEND.	STARTING QB
Aug. 12	HOUSTON	W	41-23	Tampa Stadium	Tampa, FL	37,830	Testaverde
Aug. 19	ATLANTA	W	27-0	Tampa Stadium	Tampa, FL	28,330	Testaverde
Aug. 26	at Indianapolis	L	0-30	Hoosier Dome	Indianapolis, IN	54,750	Testaverde
Sept. 2	at Cleveland	W	27-10	Cleveland Municipal Stadium	Cleveland, OH	62,486	Testaverde

### Won 5, Lost 11

Sept. 10	at Green Bay	W	23-21	Lambeau Field	Green Bay, WI	55,650	Testaverde
Sept. 17	SAN FRANCISCO	L	16-20	Tampa Stadium	Tampa, FL	64,087	Testaverde
Sept. 24	NEW ORLEANS	W	20-10	Tampa Stadium	Tampa, FL	44,053	Testaverde
Oct. 1	at Minnesota	L	3-17	HHH Metrodome	Minneapolis, MN	54,817	Testaverde
Oct. 8••	CHICAGO	W	42-35	Tampa Stadium	Tampa, FL	72,077	Testaverde
Oct. 15	DETROIT	L	16-17	Tampa Stadium	Tampa, FL	46,225	Ferguson
Oct. 22	at Washington	L	28-32	RFK Stadium	Washington, D.C.	52,862	Testaverde
Oct. 29	at Cincinnati	L	23-56	Riverfront Stadium	Cincinnati, OH	57,225	Testaverde
Nov. 5	CLEVELAND	L	31-42	Tampa Stadium	Tampa, FL	69,162	Testaverde
Nov. 12	MINNESOTA	L	10-24	Tampa Stadium	Tampa, FL	56,271	Testaverde
Nov. 19	at Chicago	W	32-31	Soldier Field	Chicago, IL	63,826	Testaverde
Nov. 26	at Phoenix	W	14-13	Sun Devil Stadium	Tempe, AZ	33,297	Testaverde
Dec. 3	GREEN BAY	L	16-17	Tampa Stadium	Tampa, FL	58,120	Testaverde
Dec. 10	at Houston	L	17-20	Astrodome	Houston, TX	54,532	Testaverde
Dec. 17	at Detroit	L	7-33	Pontiac Silverdome	Pontiac, MI	40,362	Testaverde
Dec. 24	PITTSBURGH	L	22-31	Tampa Stadium	Tampa, FL	29,690	Ferguson

### Fifth – NFC Central

1990

## Head Coach: Ray Perkins (13 Games), Richard Williamson (3 Games) Preseason (3-1)

DATE	OPPONENT	W/L	SCORE	STADIUM	CITY	ATTEND.	STARTING QB
Aug. 11	CINCINNATI	W	30-17	Tampa Stadium	Tampa, FL	51,014	Testaverde
Aug. 18	vs. New England	W	44-10	Gator Bowl	Jacksonville, FL	51,066	Testaverde
Aug. 24	at Seattle	L	3-10	Kingdome	Seattle, WA	52,301	Testaverde
Aug. 30	N.Y. JETS	W	23-14	Tampa Stadium	Tampa, FL	40,118	Testaverde

### Won 6, Lost 10

Sept. 9	at Detroit	W	38-21	Pontiac Silverdome	Pontiac, MI	54,728	Testaverde
Sept. 16	L.A. RAMS	L	14-35	Tampa Stadium	Tampa, FL	59,705	Testaverde
Sept. 23	DETROIT	W	23-20	Tampa Stadium	Tampa, FL	55,075	Testaverde
Sept. 30	at Minnesota	W	23-20 (OT)	HHH Metrodome	Minneapolis, MN	54,462	Testaverde
Oct. 7	at Dallas	L	10-14	Texas Stadium	Irving, TX	60,076	Testaverde
Oct. 14	GREEN BAY	W	26-14	Tampa Stadium	Tampa, FL	67,472	Testaverde
Oct. 21•	DALLAS	L	13-17	Tampa Stadium	Tampa, FL	68,315	Testaverde
Oct. 28	at San Diego	L	10-41	Jack Murphy Stadium	San Diego, CA	40,653	Chandler
Nov. 4••	CHICAGO	L	6-26	Tampa Stadium	Tampa, FL	68,555	Testaverde
Nov. 11	at New Orleans	L	7-35	Louisiana Superdome	New Orleans, LA	67,865	Chandler
Nov. 18	at San Francisco	L	7-31	Candlestick Park	San Francisco, CA	62,221	Chandler
Nov. 25	at Green Bay (Milwaukee)	L	10-20	Milwaukee County Stadium	Milwaukee, WI	53,677	Testaverde
Dec. 2	ATLANTA	W	23-17	Tampa Stadium	Tampa, FL	42,839	Testaverde
Dec. 16	MINNESOTA	W	26-13	Tampa Stadium	Tampa, FL	47,272	Testaverde
Dec. 23	at Chicago	L	14-27	Soldier Field	Chicago, IL	46,456	Testaverde
Dec. 30	N.Y. JETS	L	14-16	Tampa Stadium	Tampa, FL	46,543	Testaverde

### Tied Second – NFC Central

## 1991

Head Coach: Richard Williamson  
Preseason (3-1)

DATE	OPPONENT	W/L	SCORE	STADIUM	CITY	ATTEND.	STARTING QB
Aug. 5	at Cleveland	W	23-10	Cleveland Municipal Stadium	Cleveland, OH	64,753	Testaverde
Aug. 10	MIAMI	L	13-29	Tampa Stadium	Tampa, FL	51,387	Testaverde
Aug. 17	at Atlanta	W	12-7	Fulton County Stadium	Atlanta, GA	41,983	Testaverde
Aug. 23	KANSAS CITY	W	20-7	Tampa Stadium	Tampa, FL	33,996	Testaverde
<b>Won 3, Lost 13</b>				<b>Fifth — NFC Central</b>			
Sept. 1	at N.Y. Jets	L	13-16	Giants Stadium	East Rutherford, NJ	61,204	Testaverde
Sept. 8	CHICAGO	L	20-21	Tampa Stadium	Tampa, FL	65,625	Testaverde
Sept. 15	at Green Bay	L	13-15	Lambeau Field	Green Bay, WI	58,114	Testaverde
Sept. 22	BUFFALO	L	10-17	Tampa Stadium	Tampa, FL	57,323	Testaverde
Sept. 29	at Detroit	L	3-31	Pontiac Silverdome	Pontiac, MI	48,784	Chandler
Oct. 6	PHILADELPHIA	W	14-13	Tampa Stadium	Tampa, FL	41,219	Testaverde
Oct. 20	at New Orleans	L	7-23	Louisiana Superdome	New Orleans, LA	68,591	Chandler
Oct. 27	GREEN BAY	L	0-27	Tampa Stadium	Tampa, FL	40,275	Chandler
Nov. 3	at Minnesota	L	13-28	HHH Metrodome	Minneapolis, MN	35,737	Testaverde
Nov. 10	DETROIT	W	30-21	Tampa Stadium	Tampa, FL	37,742	Testaverde
Nov. 17	at Atlanta	L	7-43	Fulton County Stadium	Atlanta, GA	41,274	Testaverde
Nov. 24●●	N.Y. GIANTS	L	14-21	Tampa Stadium	Tampa, FL	63,698	Testaverde
Dec. 1	at Miami	L	14-33	Joe Robbie Stadium	Miami, FL	51,036	Testaverde
Dec. 8	MINNESOTA	L	24-26	Tampa Stadium	Tampa, FL	41,091	Testaverde
Dec. 14	at Chicago	L	0-27	Soldier Field	Chicago, IL	54,719	Carlson
Dec. 22	INDIANAPOLIS	W	17-3	Tampa Stadium	Tampa, FL	28,043	Testaverde

## 1992

Head Coach: Sam Wyche  
Preseason (1-3)

DATE	OPPONENT	W/L	SCORE	STADIUM	CITY	ATTEND.	STARTING QB
Aug. 8	at Denver	L	10-31	Mile High Stadium	Denver, CO	66,521	Testaverde
Aug. 15	ATLANTA	W	40-28	Tampa Stadium	Tampa, FL	37,881	Erickson
Aug. 22	at Miami	L	7-22	Joe Robbie Stadium	Miami, FL	42,136	DeBerg
Aug. 28	CLEVELAND	L	3-24	Tampa Stadium	Tampa, FL	40,883	Testaverde
<b>Won 5, Lost 11</b>				<b>Tied Third — NFC Central</b>			
Sept. 6	PHOENIX	W	23-7	Tampa Stadium	Tampa, FL	41,315	Testaverde
Sept. 13	GREEN BAY	W	31-3	Tampa Stadium	Tampa, FL	50,051	Testaverde
Sept. 20	at Minnesota	L	20-26	HHH Metrodome	Minneapolis, MN	48,113	Testaverde
Sept. 27	at Detroit	W	27-23	Pontiac Silverdome	Pontiac, MI	51,374	Testaverde
Oct. 4	INDIANAPOLIS	L	14-24	Tampa Stadium	Tampa, FL	56,585	Testaverde
Oct. 18	at Chicago	L	14-31	Soldier Field	Chicago, IL	61,412	Testaverde
Oct. 25	DETROIT	L	7-38	Tampa Stadium	Tampa, FL	53,995	Testaverde
Nov. 1	at New Orleans	L	21-23	Louisiana Superdome	New Orleans, LA	68,591	DeBerg
Nov. 8	MINNESOTA	L	7-35	Tampa Stadium	Tampa, FL	49,095	DeBerg
Nov. 15●●	CHICAGO	W	20-17	Tampa Stadium	Tampa, FL	69,102	Testaverde
Nov. 22	at San Diego	L	14-29	Jack Murphy Stadium	San Diego, CA	43,197	Testaverde
Nov. 29	at Green Bay	L	14-19	Milwaukee County Stadium	Milwaukee, WI	52,347	Testaverde
Dec. 6	L.A. RAMS	L	27-31	Tampa Stadium	Tampa, FL	38,387	Testaverde
Dec. 13	ATLANTA	L	7-35	Tampa Stadium	Tampa, FL	39,056	Testaverde
Dec. 19	at San Francisco	L	14-21	Candlestick Park	San Francisco, CA	60,519	Testaverde
Dec. 27	at Phoenix	W	7-3	Sun Devil Stadium	Tempe, AZ	29,645	Testaverde

## 1993

Head Coach: Sam Wyche  
Preseason (2-2)

DATE	OPPONENT	W/L	SCORE	STADIUM	CITY	ATTEND.	STARTING QB
Aug. 7	DENVER	L	7-23	Tampa Stadium	Tampa, FL	38,020	Erickson
Aug. 14	at Atlanta	L	10-20	Georgia Dome	Atlanta, GA	49,108	DeBerg
Aug. 21	vs. Buffalo	W	32-12	Florida Citrus Bowl	Orlando, FL	37,125	DeBerg
Aug. 27	CLEVELAND	W	23-20	Tampa Stadium	Tampa, FL	41,769	DeBerg

## Won 5, Lost 11

Sept. 5	KANSAS CITY	L	3-27	Tampa Stadium	Tampa, FL	63,378	DeBerg
Sept. 12	at N.Y. Giants	L	7-23	Giants Stadium	East Rutherford, NJ	75,891	Erickson
Sept. 26	at Chicago	L	17-47	Soldier Field	Chicago, IL	58,329	Erickson
Oct. 3	DETROIT	W	27-10	Tampa Stadium	Tampa, FL	40,794	Erickson
Oct. 10	at Minnesota	L	0-15	HHH Metrodome	Minneapolis, MN	53,562	Erickson
Oct. 24	GREEN BAY	L	14-37	Tampa Stadium	Tampa, FL	47,354	Erickson
Oct. 31	at Atlanta	W	31-24	Georgia Dome	Atlanta, GA	50,647	Erickson
Nov. 7	at Detroit	L	0-23	Pontiac Silverdome	Pontiac, MI	65,295	Erickson
Nov. 14	SAN FRANCISCO	L	21-45	Tampa Stadium	Tampa, FL	43,835	Erickson
Nov. 21	MINNESOTA	W	23-10	Tampa Stadium	Tampa, FL	40,848	Erickson
Nov. 28	at Green Bay	L	10-13	Lambeau Field	Green Bay, WI	56,995	Erickson
Dec. 5	WASHINGTON	L	17-23	Tampa Stadium	Tampa, FL	49,035	Erickson
Dec. 12	CHICAGO	W	13-10	Tampa Stadium	Tampa, FL	56,667	Erickson
Dec. 19	at L.A. Raiders	L	20-27	L.A. Coliseum	Los Angeles, CA	40,532	Erickson
Dec. 26	at Denver	W	17-10	Mile High Stadium	Denver, CO	73,434	Erickson
Jan. 2	SAN DIEGO	L	17-32	Tampa Stadium	Tampa, FL	35,587	Erickson

## Fifth – NFC Central

## 1994

Head Coach: Sam Wyche  
Preseason (2-2)

DATE	OPPONENT	W/L	SCORE	STADIUM	CITY	ATTEND.	STARTING QB
Aug. 6	CINCINNATI	W	17-16	Tampa Stadium	Tampa, FL	34,106	Erickson
Aug. 13	at Seattle	L	6-29	Husky Stadium	Seattle, WA	43,633	Erickson
Aug. 20	at Miami	W	29-14	Joe Robbie Stadium	Miami, FL	51,242	Erickson
Aug. 26	N.Y. JETS	L	9-10	Tampa Stadium	Tampa, FL	36,488	Erickson

## Won 6, Lost 10

Sept. 4	at Chicago	L	9-21	Soldier Field	Chicago, IL	61,844	Erickson
Sept. 11	INDIANAPOLIS	W	24-10	Tampa Stadium	Tampa, FL	36,631	Erickson
Sept. 18	NEW ORLEANS	L	7-9	Tampa Stadium	Tampa, FL	45,522	Erickson
Sept. 25	at Green Bay	L	3-30	Lambeau Field	Green Bay, WI	58,551	Erickson
Oct. 2	DETROIT	W	24-14	Tampa Stadium	Tampa, FL	38,012	Erickson
Oct. 9	at Atlanta	L	13-34	Georgia Dome	Atlanta, GA	52,633	Erickson
Oct. 23	at San Francisco	L	16-41	Candlestick Park	San Francisco, CA	62,741	Differ
Oct. 30	MINNESOTA	L	13-36	Tampa Stadium	Tampa, FL	42,110	Erickson
Nov. 6	CHICAGO	L	6-20	Tampa Stadium	Tampa, FL	60,821	Differ
Nov. 13	at Detroit	L	9-14	Pontiac Silverdome	Pontiac, MI	50,814	Erickson
Nov. 20	at Seattle	L	21-22	Kingdome	Seattle, WA	37,466	Erickson
Nov. 27	at Minnesota	W	20-17 (OT)	HHH Metrodome	Minneapolis, MN	47,259	Erickson
Dec. 4	WASHINGTON	W	26-21	Tampa Stadium	Tampa, FL	45,121	Erickson
Dec. 11	L.A. RAMS	W	24-14	Tampa Stadium	Tampa, FL	34,150	Erickson
Dec. 18	at Washington	W	17-14	RFK Stadium	Washington, DC	47,315	Erickson
Dec. 24	GREEN BAY	L	19-34	Tampa Stadium	Tampa, FL	65,076	Erickson

## Fifth – NFC Central

## 1995

Head Coach: Sam Wyche  
Preseason (3-1)

DATE	OPPONENT	W/L	SCORE	STADIUM	CITY	ATTEND.	STARTING QB
Aug. 5	N.Y. JETS	L	3-9	Tampa Stadium	Tampa, FL	47,311	Diifer
Aug. 11	at Cincinnati	W	31-7	Riverfront Stadium	Cincinnati, OH	46,374	Diifer
Aug. 19	PITTSBURGH	W	20-7	Tampa Stadium	Tampa, FL	52,783	Diifer
Aug. 25	vs. Miami (Orlando)	W	24-17	Florida Citrus Bowl	Orlando, FL	58,595	Diifer

## Won 7, Lost 9

Sept. 3	at Philadelphia	W	21-6	Veterans Stadium	Philadelphia, PA	66,266	Diifer
Sept. 10	at Cleveland	L	6-22	Cleveland Municipal Stadium	Cleveland, OH	61,083	Diifer
Sept. 17	CHICAGO	L	6-25	Tampa Stadium	Tampa, FL	71,507	Diifer
Sept. 24	WASHINGTON	W	14-6	Tampa Stadium	Tampa, FL	49,234	Diifer
Oct. 1	at Carolina	W	20-13	Memorial Stadium	Clemson, SC	50,076	Diifer
Oct. 8	CINCINNATI	W	19-16	Tampa Stadium	Tampa, FL	41,732	Diifer
Oct. 15	MINNESOTA	W	20-17 (OT)	Tampa Stadium	Tampa, FL	55,703	Diifer
Oct. 22	ATLANTA	L	21-24	Tampa Stadium	Tampa, FL	66,135	Diifer
Oct. 29	at Houston	L	7-19	Astrodome	Houston, TX	31,489	Diifer
Nov. 12	at Detroit	L	24-27	Pontiac Silverdome	Pontiac, MI	60,644	Diifer
Nov. 19	JACKSONVILLE	W	17-16	Tampa Stadium	Tampa, FL	71,629	Diifer
Nov. 26	at Green Bay	L	13-35	Lambeau Field	Green Bay, WI	59,218	Diifer
Dec. 3	at Minnesota	L	17-31	HHH Metrodome	Minneapolis, MN	52,879	Diifer
Dec. 10	GREEN BAY	W	13-10 (OT)	Tampa Stadium	Tampa, FL	67,557	Diifer
Dec. 17	at Chicago	L	10-31	Soldier Field	Chicago, IL	49,475	Diifer
Dec. 23	DETROIT	L	10-37	Tampa Stadium	Tampa, FL	50,049	Diifer

## Fifth – NFC Central

## 1996

Head Coach: Tony Dungy  
Preseason (1-3)

DATE	OPPONENT	W/L	SCORE	STADIUM	CITY	ATTEND.	STARTING QB
Aug. 3	at Miami	L	10-13	Joe Robbie Stadium	Miami, FL	51,141	Diifer
Aug. 10	ATLANTA	W	16-0	Houlihan's Stadium	Tampa, FL	32,855	Diifer
Aug. 17	at Pittsburgh	L	3-13	Three Rivers Stadium	Pittsburgh, PA	50,522	Diifer
Aug. 23	MIAMI	L	7-19	Houlihan's Stadium	Tampa, FL	40,137	Diifer

## Won 6, Lost 10

Sept. 1	GREEN BAY	L	3-34	Houlihan's Stadium	Tampa, FL	54,102	Diifer
Sept. 8	at Detroit	L	6-21	Pontiac Silverdome	Pontiac, MI	54,229	Diifer
Sept. 15	at Denver	L	23-27	Mile High Stadium	Denver, CO	71,535	Diifer
Sept. 22	SEATTLE	L	13-17	Houlihan's Stadium	Tampa, FL	30,212	Diifer
Sept. 29	DETROIT	L	0-27	Houlihan's Stadium	Tampa, FL	34,961	Diifer
Oct. 13	MINNESOTA	W	24-13	Houlihan's Stadium	Tampa, FL	32,175	Diifer
Oct. 20	at Arizona	L	9-13	Sun Devil Stadium	Tempe, AZ	27,738	Diifer
Oct. 27	at Green Bay	L	7-13	Lambeau Field	Green Bay, WI	60,627	Diifer
Nov. 3	at Chicago	L	10-13	Soldier Field	Chicago, IL	58,727	Diifer
Nov. 10	OAKLAND	W	20-17 (OT)	Houlihan's Stadium	Tampa, FL	45,392	Diifer
Nov. 17	at San Diego	W	25-17	Jack Murphy Stadium	San Diego, CA	57,526	Diifer
Nov. 24	NEW ORLEANS	W	13-7	Houlihan's Stadium	Tampa, FL	40,203	Diifer
Dec. 1	at Carolina	L	0-24	Ericsson Stadium	Charlotte, NC	57,623	Diifer
Dec. 8	WASHINGTON	W	24-10	Houlihan's Stadium	Tampa, FL	44,733	Diifer
Dec. 15	at Minnesota	L	10-21	HHH Metrodome	Minneapolis, MN	49,302	Diifer
Dec. 22	CHICAGO	W	34-19	Houlihan's Stadium	Tampa, FL	51,572	Diifer

## Fourth – NFC Central

## 1997

Head Coach: Tony Dungy  
Preseason (1-3)

DATE	OPPONENT	W/L	SCORE	STADIUM	CITY	ATTEND.	STARTING QB
Aug. 2	WASHINGTON	L	8-20	Houlihan's Stadium	Tampa, FL	41,360	Diifer
Aug. 9	at Atlanta	L	12-17	Georgia Dome	Atlanta, GA	34,219	Diifer
Aug. 16	MIAMI	W	24-10	Houlihan's Stadium	Tampa, FL	35,024	Diifer
Aug. 22	vs. N.Y. Jets	L	9-15 (OT)	Florida Citrus Bowl	Orlando, FL	21,342	Diifer

## Won 10, Lost 6

Second – NFC Central							
Aug. 31	SAN FRANCISCO	W	13-6	Houlihan's Stadium	Tampa, FL	62,554	Diifer
Sept. 7	at Detroit	W	24-17	Pontiac Silverdome	Pontiac, MI	58,234	Diifer
Sept. 14	at Minnesota	W	28-14	HHH Metrodome	Minneapolis, MN	63,697	Diifer
Sept. 21●●	MIAMI	W	31-21	Houlihan's Stadium	Tampa, FL	73,314	Diifer
Sept. 28	ARIZONA	W	19-18	Houlihan's Stadium	Tampa, FL	53,804	Diifer
Oct. 5	at Green Bay	L	16-21	Lambeau Field	Green Bay, WI	60,100	Diifer
Oct. 12	DETROIT	L	9-27	Houlihan's Stadium	Tampa, FL	72,095	Diifer
Oct. 26	MINNESOTA	L	6-10	Houlihan's Stadium	Tampa, FL	66,815	Diifer
Nov. 2	at Indianapolis	W	31-28	RCA Dome	Indianapolis, IN	58,512	Diifer
Nov. 9	at Atlanta	W	31-10	Georgia Dome	Atlanta, GA	46,018	Diifer
Nov. 16●●	NEW ENGLAND	W	27-7	Houlihan's Stadium	Tampa, FL	70,479	Diifer
Nov. 23	at Chicago	L	7-13	Soldier Field	Chicago, IL	43,955	Diifer
Nov. 30	at N.Y. Giants	W	20-8	Giants Stadium	East Rutherford, NJ	68,678	Diifer
Dec. 7●●	GREEN BAY	L	6-17	Houlihan's Stadium	Tampa, FL	73,523	Diifer
Dec. 14	at N.Y. Jets	L	0-31	Giants Stadium	East Rutherford, NJ	60,122	Diifer
Dec. 21●●	CHICAGO	W	31-15	Houlihan's Stadium	Tampa, FL	70,930	Diifer

## NFC WILD CARD PLAYOFF GAME

Dec. 28●●	DETROIT	W	20-10	Houlihan's Stadium	Tampa, FL	73,361	Diifer
-----------	---------	---	-------	--------------------	-----------	--------	--------

## NFC DIVISIONAL PLAYOFF GAME

Jan. 4	at Green Bay	L	7-21	Lambeau Field	Green Bay, WI	60,327	Diifer
--------	--------------	---	------	---------------	---------------	--------	--------

## 1998

Head Coach: Tony Dungy  
Preseason (2-3)

DATE	OPPONENT	W/L	SCORE	STADIUM	CITY	ATTEND.	STARTING QB
Aug. 1	vs. Pittsburgh	W	30-6	Fawcett Stadium	Canton, OH	23,875	Diifer
Aug. 8	vs. Kansas City	L	13-17	Owens Field	Norman, OK	43,657	Diifer
Aug. 13	at Miami	L	13-14	Pro Player Stadium	Miami, FL	59,184	Diifer
Aug. 24	at Oakland	W	41-7	Oakland-Alameda County Stadium	Oakland, CA	32,017	Diifer
Aug. 28	at New Orleans	L	6-10	Louisiana Superdome	New Orleans, LA	43,774	Walsh

## Won 8, Lost 8

Third – NFC Central							
Sept. 6	at Minnesota	L	7-31	HHH Metrodome	Minneapolis, MN	62,538	Diifer
Sept. 13	at Green Bay	L	15-23	Lambeau Field	Green Bay, WI	60,124	Diifer
Sept. 20●●	CHICAGO	W	27-15	Raymond James Stadium	Tampa, FL	64,328	Diifer
Sept. 28	at Detroit	L	6-27	Pontiac Silverdome	Pontiac, MI	74,724	Diifer
Oct. 4●●	N.Y. GIANTS	W	20-3	Raymond James Stadium	Tampa, FL	64,989	Diifer
Oct. 18●●	CAROLINA	W	16-13	Raymond James Stadium	Tampa, FL	63,600	Diifer
Oct. 25	at New Orleans	L	3-9	Louisiana Superdome	New Orleans, LA	62,695	Diifer
Nov. 1●●	MINNESOTA	W	27-24	Raymond James Stadium	Tampa, FL	64,979	Diifer
Nov. 8●●	TENNESSEE	L	22-31	Raymond James Stadium	Tampa, FL	65,054	Diifer
Nov. 15	at Jacksonville	L	24-29	ALLTEL Stadium	Jacksonville, FL	72,974	Diifer
Nov. 22●●	DETROIT	L	25-28	Raymond James Stadium	Tampa, FL	64,265	Diifer
Nov. 29	at Chicago	W	31-17	Soldier Field	Chicago, IL	51,938	Diifer
Dec. 7●●	GREEN BAY	W	24-22	Raymond James Stadium	Tampa, FL	65,497	Diifer
Dec. 13●●	PITTSBURGH	W	16-3	Raymond James Stadium	Tampa, FL	65,335	Diifer
Dec. 19	at Washington	L	16-20	Jack Kent Cooke Stadium	Landover, MD	66,309	Diifer
Dec. 27	at Cincinnati	W	35-0	Cinergy Field	Cincinnati, OH	49,826	Diifer



1999

## Head Coach: Tony Dungy

### Preseason (4-0)

DATE	OPPONENT	W/L	SCORE	STADIUM	CITY	ATTEND.	STARTING QB
Aug. 14	CLEVELAND	W	30-3	Raymond James Stadium	Tampa, FL	63,963	Diifer
Aug. 21	at Kansas City	W	17-7	Arrowhead Stadium	Kansas City, MO	76,292	Diifer
Aug. 28	NEW ENGLAND	W	45-14	Raymond James Stadium	Tampa, FL	64,092	Diifer
Sept. 3	at Washington	W	16-13	Redskins Stadium	Landover, MD	63,722	Diifer

### Won 11, Lost 5

Sept. 12●●	N.Y. GIANTS	L	13-17	Raymond James Stadium	Tampa, FL	65,026	Diifer
Sept. 19	at Philadelphia	W	19-5	Veterans Stadium	Philadelphia, PA	64,285	Diifer
Sept. 26●●	DENVER	W	13-10	Raymond James Stadium	Tampa, FL	65,297	Diifer
Oct. 3	at Minnesota	L	14-21	HHH Metrodome	Minneapolis, MN	64,106	Diifer
Oct. 10	at Green Bay	L	23-26	Lambeau Field	Green Bay, WI	59,868	Diifer
Oct. 24●●	CHICAGO	W	6-3	Raymond James Stadium	Tampa, FL	65,283	Diifer
Oct. 31	at Detroit	L	3-20	Pontiac Silverdome	Pontiac, MI	63,135	Zeier
Nov. 7	at New Orleans	W	31-16	Louisiana Superdome	New Orleans, LA	47,129	Diifer
Nov. 14●●	KANSAS CITY	W	17-10	Raymond James Stadium	Tampa, FL	64,927	Diifer
Nov. 21●●	ATLANTA	W	19-10	Raymond James Stadium	Tampa, FL	65,158	Diifer
Nov. 28	at Seattle	W	16-3	Kingdome	Seattle, WA	66,314	Diifer
Dec. 6●●	MINNESOTA	W	24-17	Raymond James Stadium	Tampa, FL	65,741	King
Dec. 12●●	DETROIT	W	23-16	Raymond James Stadium	Tampa, FL	65,536	King
Dec. 19	at Oakland	L	0-45	Network Associates Coliseum	Oakland, CA	46,395	King
Dec. 26●●	GREEN BAY	W	29-10	Raymond James Stadium	Tampa, FL	65,723	King
Jan. 2	at Chicago	W	20-6	Soldier Field	Chicago, IL	66,944	King

### NFC DIVISIONAL PLAYOFF GAME

Jan. 15●●	WASHINGTON	W	14-13	Raymond James Stadium	Tampa, FL	65,835	King
-----------	------------	---	-------	-----------------------	-----------	--------	------

### NFC CHAMPIONSHIP GAME

Jan. 23	at St. Louis	L	6-11	Trans World Dome	St. Louis, MO	66,496	King
---------	--------------	---	------	------------------	---------------	--------	------

2000

## Head Coach: Tony Dungy

### Preseason (3-1)

DATE	OPPONENT	W/L	SCORE	STADIUM	CITY	ATTEND.	STARTING QB
Aug. 4	WASHINGTON	W	13-12	Raymond James Stadium	Tampa, FL	65,003	King
Aug. 10	at Miami	L	13-15	Pro Player Stadium	Miami, FL	58,703	King
Aug. 20	at New England	W	31-21	Foxboro Stadium	Foxboro, MA	60,292	King
Aug. 25	KANSAS CITY	W	37-14	Raymond James Stadium	Tampa, FL	64,267	King

### Won 10, Lost 6

Sept. 3	at New England	W	21-16	Foxboro Stadium	Foxboro, MA	60,292	King
Sept. 10●●	CHICAGO	W	41-0	Raymond James Stadium	Tampa, FL	65,569	King
Sept. 17	at Detroit	W	31-10	Pontiac Silverdome	Pontiac, MI	76,928	King
Sept. 24●●	N.Y. JETS	L	17-21	Raymond James Stadium	Tampa, FL	65,619	King
Oct. 1	at Washington	L	17-20 (OT)	FedEx Field	Landover, MD	83,532	King
Oct. 9	at Minnesota	L	23-30	HHH Metrodome	Minneapolis, MN	64,162	King
Oct. 19●●	DETROIT	L	14-28	Raymond James Stadium	Tampa, FL	65,557	King
Oct. 29●●	MINNESOTA	W	41-13	Raymond James Stadium	Tampa, FL	65,589	King
Nov. 5	at Atlanta	W	27-14	Georgia Dome	Atlanta, GA	70,097	King
Nov. 12●●	GREEN BAY	W	20-15	Raymond James Stadium	Tampa, FL	65,621	King
Nov. 19	at Chicago	L	10-13	Soldier Field	Chicago, IL	66,944	King
Nov. 26●●	BUFFALO	W	31-17	Raymond James Stadium	Tampa, FL	65,546	King
Dec. 3●●	DALLAS	W	27-7	Raymond James Stadium	Tampa, FL	65,621	King
Dec. 10	at Miami	W	16-13	Pro Player Stadium	Miami, FL	74,307	King
Dec. 18●●	ST. LOUIS	W	38-35	Raymond James Stadium	Tampa, FL	65,653	King
Dec. 24	at Green Bay	L	14-17 (OT)	Lambeau Field	Green Bay, WI	59,692	King

### NFC WILD CARD PLAYOFF GAME

Dec. 31	at Philadelphia	L	3-21	Veterans Stadium	Philadelphia, PA	65,813	King
---------	-----------------	---	------	------------------	------------------	--------	------

### First – NFC Central

### Second – NFC Central

## 2001

Head Coach: Tony Dungy  
Preseason (1-3)

DATE	OPPONENT	W/L	SCORE	STADIUM	CITY	ATTEND.	STARTING QB
Aug. 13	MIAMI	L	14-17	Raymond James Stadium	Tampa, FL	65,308	B. Johnson
Aug. 18	at Cleveland	L	6-7	Cleveland Browns Stadium	Cleveland, OH	72,018	B. Johnson
Aug. 25	NEW ENGLAND	W	20-3	Raymond James Stadium	Tampa, FL	65,444	B. Johnson
Aug. 31	at Atlanta	L	7-36	Georgia Dome	Atlanta, GA	44,162	B. Johnson

## Won 9, Lost 7

Sept. 9	at Dallas	W	10-6	Texas Stadium	Irving, TX	61,521	B. Johnson
Sept. 30	at Minnesota	L	16-20	HHH Metrodome	Minneapolis, MN	64,105	B. Johnson
Oct. 7••	GREEN BAY	W	14-10	Raymond James Stadium	Tampa, FL	65,510	B. Johnson
Oct. 14	at Tennessee	L	28-31 (OT)	Adelphia Coliseum	Nashville, TN	68,798	B. Johnson
Oct. 21••	PITTSBURGH	L	10-17	Raymond James Stadium	Tampa, FL	65,588	B. Johnson
Oct. 28••	MINNESOTA	W	41-14	Raymond James Stadium	Tampa, FL	65,558	B. Johnson
Nov. 4	at Green Bay	L	20-21	Lambeau Field	Green Bay, WI	59,861	B. Johnson
Nov. 11	at Detroit	W	20-17	Pontiac Silverdome	Pontiac, MI	74,268	B. Johnson
Nov. 18••	CHICAGO	L	24-27	Raymond James Stadium	Tampa, FL	65,612	B. Johnson
Nov. 26	at St. Louis	W	24-17	Dome at America's Center	St. Louis, MO	66,198	B. Johnson
Dec. 2	at Cincinnati	W	16-13 (OT)	Paul Brown Stadium	Cincinnati, OH	52,135	B. Johnson
Dec. 9••	DETROIT	W	15-12	Raymond James Stadium	Tampa, FL	65,514	B. Johnson
Dec. 16	at Chicago	L	3-27	Soldier Field	Chicago, IL	66,944	B. Johnson
Dec. 23••	NEW ORLEANS	W	48-21	Raymond James Stadium	Tampa, FL	65,526	B. Johnson
Dec. 29••	BALTIMORE	W	22-10	Raymond James Stadium	Tampa, FL	65,619	B. Johnson
Jan. 6••	PHILADELPHIA	L	13-17	Raymond James Stadium	Tampa, FL	65,541	B. Johnson

## Third – NFC Central

## NFC WILD CARD PLAYOFF GAME

Jan. 12	at Philadelphia	L	9-31	Veterans Stadium	Philadelphia, PA	65,847	B. Johnson
---------	-----------------	---	------	------------------	------------------	--------	------------

## 2002

Head Coach: Jon Gruden  
Preseason (3-1)

DATE	OPPONENT	W/L	SCORE	STADIUM	CITY	ATTEND.	STARTING QB
Aug. 12	MIAMI	W	14-10	Raymond James Stadium	Tampa, FL	65,008	B. Johnson
Aug. 16	at Jacksonville	W	20-0	ALLTEL Stadium	Jacksonville, FL	47,036	B. Johnson
Aug. 24	WASHINGTON	L	10-40	Raymond James Stadium	Tampa, FL	65,598	B. Johnson
Aug. 30	at Houston	W	17-13	Reliant Stadium	Houston, TX	68,371	B. Johnson

## Won 12, Lost 4

Sept. 8••	NEW ORLEANS	L	20-26 (OT)	Raymond James Stadium	Tampa, FL	65,554	B. Johnson
Sept. 15	at Baltimore	W	25-0	Ravens Stadium	Baltimore, MD	69,304	B. Johnson
Sept. 23••	ST. LOUIS	W	26-14	Raymond James Stadium	Tampa, FL	65,652	B. Johnson
Sept. 29	at Cincinnati	W	35-7	Paul Brown Stadium	Cincinnati, OH	57,234	B. Johnson
Oct. 6	at Atlanta	W	20-6	Georgia Dome	Atlanta, GA	68,936	B. Johnson
Oct. 13••	CLEVELAND	W	17-3	Raymond James Stadium	Tampa, FL	65,625	B. Johnson
Oct. 20	at Philadelphia	L	10-20	Veterans Stadium	Philadelphia, PA	65,523	B. Johnson
Oct. 27	at Carolina	W	12-9	Ericsson Stadium	Charlotte, NC	72,892	R. Johnson
Nov. 3••	MINNESOTA	W	38-24	Raymond James Stadium	Tampa, FL	65,667	B. Johnson
Nov. 17••	CAROLINA	W	23-10	Raymond James Stadium	Tampa, FL	65,527	B. Johnson
Nov. 24••	GREEN BAY	W	21-7	Raymond James Stadium	Tampa, FL	65,672	B. Johnson
Dec. 1	at New Orleans	L	20-23	Louisiana Superdome	New Orleans, LA	68,226	B. Johnson
Dec. 8••	ATLANTA	W	34-10	Raymond James Stadium	Tampa, FL	65,648	B. Johnson
Dec. 15	at Detroit	W	23-20	Ford Field	Detroit, MI	61,942	B. Johnson
Dec. 23••	PITTSBURGH	L	7-17	Raymond James Stadium	Tampa, FL	65,684	King
Dec. 29	at Chicago	W	15-0	Memorial Stadium	Champaign, IL	55,832	R. Johnson

## First – NFC South

## NFC DIVISIONAL PLAYOFF GAME

Jan. 12••	SAN FRANCISCO	W	31-6	Raymond James Stadium	Tampa, FL	65,559	B. Johnson
-----------	---------------	---	------	-----------------------	-----------	--------	------------

## NFC CHAMPIONSHIP GAME

Jan. 19	at Philadelphia	W	27-10	Veterans Stadium	Philadelphia, PA	66,713	B. Johnson
---------	-----------------	---	-------	------------------	------------------	--------	------------

## SUPER BOWL XXXVII

Jan. 26	Oakland	W	48-21	Qualcomm Stadium	San Diego, CA	67,603	B. Johnson
---------	---------	---	-------	------------------	---------------	--------	------------

## 2003

Head Coach: Jon Gruden  
Preseason (4-1)

DATE	OPPONENT	W/L	SCORE	STADIUM	CITY	ATTEND.	STARTING QB
Aug. 2	vs. N.Y. Jets	W	30-14	Tokyo Dome	Tokyo, Japan	43,601	B. Johnson
Aug. 8	at Miami	W	20-19	Pro Player Stadium	Miami, FL	62,261	B. Johnson
Aug. 18	at St. Louis	L	16-26	Edward Jones Dome	St. Louis, MO	65,368	B. Johnson
Aug. 23	JACKSONVILLE	W	10-6	Raymond James Stadium	Tampa, FL	65,266	B. Johnson
Aug. 28	HOUSTON	W	34-3	Raymond James Stadium	Tampa, FL	64,808	B. Johnson

## Won 7, Lost 9

Sept. 8	at Philadelphia	W	17-0	Lincoln Financial Field	Philadelphia, PA	67,772	B. Johnson
Sept. 14●●	CAROLINA	L	9-12 (OT)	Raymond James Stadium	Tampa, FL	65,621	B. Johnson
Sept. 21	at Atlanta	W	31-10	Georgia Dome	Atlanta, GA	70,871	B. Johnson
Oct. 6●●	INDIANAPOLIS	L	35-38 (OT)	Raymond James Stadium	Tampa, FL	65,647	B. Johnson
Oct. 12	at Washington	W	35-13	FedEx Field	Landover, MD	85,490	B. Johnson
Oct. 19	at San Francisco	L	7-24	3COM Park	San Francisco, CA	67,809	B. Johnson
Oct. 26●●	DALLAS	W	16-0	Raymond James Stadium	Tampa, FL	65,602	B. Johnson
Nov. 2●●	NEW ORLEANS	L	14-17	Raymond James Stadium	Tampa, FL	65,524	B. Johnson
Nov. 9	at Carolina	L	24-27	Ericsson Stadium	Charlotte, NC	73,345	B. Johnson
Nov. 16●●	GREEN BAY	L	13-20	Raymond James Stadium	Tampa, FL	65,614	B. Johnson
Nov. 24●●	N.Y. GIANTS	W	19-13	Raymond James Stadium	Tampa, FL	65,648	B. Johnson
Nov. 30	at Jacksonville	L	10-17	ALLTEL Stadium	Jacksonville, FL	60,543	B. Johnson
Dec. 7	at New Orleans	W	14-7	Louisiana Superdome	New Orleans, LA	68,442	B. Johnson
Dec. 14●●	HOUSTON	W	16-3	Raymond James Stadium	Tampa, FL	65,124	B. Johnson
Dec. 20●●	ATLANTA	L	28-30	Raymond James Stadium	Tampa, FL	65,572	B. Johnson
Dec. 28	at Tennessee	L	13-33	The Coliseum	Nashville, TN	68,809	B. Johnson

## Third – NFC South

## 2004

Head Coach: Jon Gruden  
Preseason (3-1)

DATE	OPPONENT	W/L	SCORE	STADIUM	CITY	ATTEND.	STARTING QB
Aug. 16	CINCINNATI	W	20-6	Raymond James Stadium	Tampa, FL	56,184	B. Johnson
Aug. 20	at Jacksonville	L	6-14	ALLTEL Stadium	Jacksonville, FL	50,021	B. Johnson
Aug. 28	MIAMI	W	17-10	Raymond James Stadium	Tampa, FL	64,992	B. Johnson
Sept. 2	at Houston	W	17-9	Reliant Stadium	Houston, TX	70,224	B. Johnson

## Won 5, Lost 11

Sept. 12	at Washington	L	10-16	FedEx Field	Landover, MD	90,098	B. Johnson
Sept. 19●●	SEATTLE	L	6-10	Raymond James Stadium	Tampa, FL	65,089	B. Johnson
Sept. 26	at Oakland	L	20-30	Network Associates Coliseum	Oakland, CA	60,874	B. Johnson
Oct. 3●●	DENVER	L	13-16	Raymond James Stadium	Tampa, FL	65,341	B. Johnson
Oct. 10	at New Orleans	W	20-17	Louisiana Superdome	New Orleans, LA	64,900	Simms
Oct. 18	at St. Louis	L	21-28	Edward Jones Dome	St. Louis, MO	66,040	Griese
Oct. 24●●	CHICAGO	W	19-7	Raymond James Stadium	Tampa, FL	65,550	Griese
Nov. 7●●	KANSAS CITY	W	34-31	Raymond James Stadium	Tampa, FL	65,495	Griese
Nov. 14	at Atlanta	L	14-24	Georgia Dome	Atlanta, GA	70,810	Griese
Nov. 21●●	SAN FRANCISCO	W	35-3	Raymond James Stadium	Tampa, FL	65,234	Griese
Nov. 28	at Carolina	L	14-21	Bank of America Stadium	Charlotte, NC	73,124	Griese
Dec. 5●●	ATLANTA	W	27-0	Raymond James Stadium	Tampa, FL	65,556	Griese
Dec. 12	at San Diego	L	24-31	Qualcomm Stadium	San Diego, CA	65,858	Griese
Dec. 19●●	NEW ORLEANS	L	17-21	Raymond James Stadium	Tampa, FL	65,075	Griese
Dec. 26●●	CAROLINA	L	20-37	Raymond James Stadium	Tampa, FL	65,380	Griese
Jan. 2	at Arizona	L	7-12	Sun Devil Stadium	Tempe, AZ	31,650	Simms

## Fourth – NFC South

## 2005

Head Coach: Jon Gruden  
Preseason (2-2)

DATE	OPPONENT	W/L	SCORE	STADIUM	CITY	ATTEND.	STARTING QB
Aug. 12	at Tennessee	W	20-17 (OT)	The Coliseum	Nashville, TN	69,010	Griese
Aug. 20	JACKSONVILLE	L	17-20	Raymond James Stadium	Tampa, FL	64,089	Griese
Aug. 27	at Miami	L	14-17	Dolphin Stadium	Miami, FL	67,892	Griese
Sept. 1	HOUSTON	W	38-14	Raymond James Stadium	Tampa, FL	63,591	Griese

## Won 11, Lost 5

Sept. 11	at Minnesota	W	24-13	HHH Metrodome	Minneapolis, MN	63,939	Griese
Sept. 18••	BUFFALO	W	19-3	Raymond James Stadium	Tampa, FL	64,777	Griese
Sept. 25	at Green Bay	W	17-16	Lambeau Field	Green Bay, WI	70,518	Griese
Oct. 2••	DETROIT	W	17-13	Raymond James Stadium	Tampa, FL	64,994	Griese
Oct. 9	at N.Y. Jets	L	12-14	Giants Stadium	East Rutherford, NJ	77,852	Griese
Oct. 16••	MIAMI	W	27-13	Raymond James Stadium	Tampa, FL	65,168	Griese
Oct. 30	at San Francisco	L	10-15	Monster Park	San Francisco, CA	63,358	Simms
Nov. 6••	CAROLINA	L	14-34	Raymond James Stadium	Tampa, FL	65,014	Simms
Nov. 13••	WASHINGTON	W	36-35	Raymond James Stadium	Tampa, FL	65,421	Simms
Nov. 20	at Atlanta	W	30-27	Georgia Dome	Atlanta, GA	70,794	Simms
Nov. 27••	CHICAGO	L	10-13	Raymond James Stadium	Tampa, FL	65,506	Simms
Dec. 4	at New Orleans	W	10-3	Tiger Stadium	Baton Rouge, LA	34,411	Simms
Dec. 11	at Carolina	W	20-10	Bank of America Stadium	Charlotte, NC	73,467	Simms
Dec. 17	at New England	L	0-28	Gillette Stadium	Foxboro, MA	68,756	Simms
Dec. 24••	ATLANTA	W	27-24 (OT)	Raymond James Stadium	Tampa, FL	65,482	Simms
Jan. 1••	NEW ORLEANS	W	27-13	Raymond James Stadium	Tampa, FL	65,379	Simms

## NFC WILD CARD PLAYOFF GAME

Jan. 7••	WASHINGTON	L	10-17	Raymond James Stadium	Tampa, FL	65,514	Simms
----------	------------	---	-------	-----------------------	-----------	--------	-------

## 2006

Head Coach: Jon Gruden  
Preseason (1-3)

DATE	OPPONENT	W/L	SCORE	STADIUM	CITY	ATTEND.	STARTING QB
Aug. 11	N.Y. JETS	W	16-3	Raymond James Stadium	Tampa, FL	65,015	Simms
Aug. 19	MIAMI	L	10-13	Raymond James Stadium	Tampa, FL	65,140	Simms
Aug. 26	at Jacksonville	L	18-29	Alltel Stadium	Jacksonville, FL	63,161	Simms
Aug. 31	at Houston	L	13-16	Reliant Stadium	Houston, TX	70,037	Simms

## Won 4, Lost 12

Sept. 10••	BALTIMORE	L	0-27	Raymond James Stadium	Tampa, FL	65,087	Simms
Sept. 17	at Atlanta	L	3-14	Georgia Dome	Atlanta, GA	70,828	Simms
Sept. 24••	CAROLINA	L	24-26	Raymond James Stadium	Tampa, FL	65,423	Simms
Oct. 8	at New Orleans	L	21-24	Louisiana Superdome	New Orleans, LA	68,183	Gradkowski
Oct. 15••	CINCINNATI	W	14-13	Raymond James Stadium	Tampa, FL	65,732	Gradkowski
Oct. 22••	PHILADELPHIA	W	23-21	Raymond James Stadium	Tampa, FL	65,808	Gradkowski
Oct. 29	at N.Y. Giants	L	3-17	Giants Stadium	East Rutherford, NJ	78,647	Gradkowski
Nov. 5••	NEW ORLEANS	L	14-31	Raymond James Stadium	Tampa, FL	65,561	Gradkowski
Nov. 13	at Carolina	L	10-24	Bank of America Stadium	Charlotte, NC	73,573	Gradkowski
Nov. 19••	WASHINGTON	W	20-17	Raymond James Stadium	Tampa, FL	65,699	Gradkowski
Nov. 23	at Dallas	L	10-38	Texas Stadium	Irving, TX	63,183	Gradkowski
Dec. 3	at Pittsburgh	L	3-20	Heinz Field	Pittsburgh, PA	59,843	Gradkowski
Dec. 10••	ATLANTA	L	6-17	Raymond James Stadium	Tampa, FL	65,691	Gradkowski
Dec. 17	at Chicago	L	31-34 (OT)	Soldier Field	Chicago, IL	62,260	Gradkowski
Dec. 24	at Cleveland	W	22-7	Cleveland Browns Stadium	Cleveland, OH	69,603	Rattay
Dec. 31••	SEATTLE	L	7-23	Raymond James Stadium	Tampa, FL	65,660	Rattay

## Fourth – NFC South

## 2007

Head Coach: Jon Gruden  
Preseason (3-1)

DATE	OPPONENT	W/L	SCORE	STADIUM	CITY	ATTEND.	STARTING QB
Aug. 10	NEW ENGLAND	W	13-10	Raymond James Stadium	Tampa, FL	65,130	Garcia
Aug. 18	at Jacksonville	L	19-31	Jacksonville Municipal Stadium	Jacksonville, FL	66,944	Garcia
Aug. 25	at Miami	W	31-28	Dolphin Stadium	Miami, FL	65,660	Garcia
Aug. 30	HOUSTON	W	31-24	Raymond James Stadium	Tampa, FL	64,321	McCown

## Won 9, Lost 7

Sept. 9	at Seattle	L	6-20	Qwest Field	Seattle, WA	68,044	Garcia
Sept. 16●●	NEW ORLEANS	W	31-14	Raymond James Stadium	Tampa, FL	65,178	Garcia
Sept. 23●●	ST. LOUIS	W	24-3	Raymond James Stadium	Tampa, FL	65,267	Garcia
Sept. 30	at Carolina	W	20-7	Bank of America Stadium	Charlotte, NC	73,707	Garcia
Oct. 7	at Indianapolis	L	14-33	RCA Dome	Indianapolis, IN	57,202	Garcia
Oct. 14●●	TENNESSEE	W	13-10	Raymond James Stadium	Tampa, FL	65,347	Garcia
Oct. 21	at Detroit	L	16-23	Ford Field	Detroit, MI	60,442	Garcia
Oct. 28●●	JACKSONVILLE	L	23-24	Raymond James Stadium	Tampa, FL	65,133	Garcia
Nov. 4●●	ARIZONA	W	17-10	Raymond James Stadium	Tampa, FL	65,267	Garcia
Nov. 18	at Atlanta	W	31-7	Georgia Dome	Atlanta, GA	69,480	Garcia
Nov. 25●●	WASHINGTON	W	19-13	Raymond James Stadium	Tampa, FL	65,596	Garcia
Dec. 2	at New Orleans	W	27-23	Louisiana Superdome	New Orleans, LA	70,009	McCown
Dec. 9	at Houston	L	14-28	Reliant Stadium	Houston, TX	70,237	McCown
Dec. 16●●	ATLANTA	W	37-3	Raymond James Stadium	Tampa, FL	65,133	Garcia
Dec. 23	at San Francisco	L	19-21	Monster Park	San Francisco, CA	68,193	Garcia
Dec. 30●●	CAROLINA	L	23-31	Raymond James Stadium	Tampa, FL	65,609	McCown

## First – NFC South

## NFC WILD CARD PLAYOFF GAME

Jan. 6●●	N.Y. GIANTS	L	14-24	Raymond James Stadium	Tampa, FL	65,621	Garcia
----------	-------------	---	-------	-----------------------	-----------	--------	--------

## 2008

Head Coach: Jon Gruden  
Preseason (3-1)

DATE	OPPONENT	W/L	SCORE	STADIUM	CITY	ATTEND.	STARTING QB
Aug. 9	at Miami	W	17-6	Dolphin Stadium	Miami, FL	64,087	McCown
Aug. 17	NEW ENGLAND	W	27-10	Raymond James Stadium	Tampa, FL	63,365	Griese
Aug. 23	JACKSONVILLE	L	17-23	Raymond James Stadium	Tampa, FL	62,696	Garcia
Aug. 28	at Houston	W	16-6	Reliant Stadium	Houston, TX	70,011	McCown

## Won 9, Lost 7

Sept. 7	at New Orleans	L	20-24	Louisiana Superdome	New Orleans, LA	69,881	Garcia
Sept. 14●●	ATLANTA	W	24-9	Raymond James Stadium	Tampa, FL	63,611	Griese
Sept. 21	at Chicago	W	27-24 (OT)	Soldier Field	Chicago, IL	62,051	Griese
Sept. 28●●	GREEN BAY	W	30-21	Raymond James Stadium	Tampa, FL	64,122	Griese
Oct. 5	at Denver	L	13-16	INVESCO Field at Mile High	Denver, CO	75,480	Griese
Oct. 12●●	CAROLINA	W	27-3	Raymond James Stadium	Tampa, FL	64,211	Garcia
Oct. 19●●	SEATTLE	W	20-10	Raymond James Stadium	Tampa, FL	64,811	Garcia
Oct. 26	at Dallas	L	9-13	Texas Stadium	Dallas, TX	63,254	Garcia
Nov. 2	at Kansas City	W	30-27 (OT)	Arrowhead Stadium	Kansas City, MO	74,045	Garcia
Nov. 16●●	MINNESOTA	W	19-13	Raymond James Stadium	Tampa, FL	65,278	Garcia
Nov. 23	at Detroit	W	38-20	Ford Field	Detroit, MI	49,096	Garcia
Nov. 30●●	NEW ORLEANS	W	23-20	Raymond James Stadium	Tampa, FL	64,430	Garcia
Dec. 8	at Carolina	L	23-38	Bank of America Stadium	Charlotte, NC	74,113	Garcia
Dec. 14	at Atlanta	L	10-13 (OT)	Georgia Dome	Atlanta, GA	65,045	Griese
Dec. 21●●	SAN DIEGO	L	24-41	Raymond James Stadium	Tampa, FL	64,778	Garcia
Dec. 28●●	OAKLAND	L	24-31	Raymond James Stadium	Tampa, FL	64,847	Garcia

## Third – NFC South

## 2009

Head Coach: Raheem Morris  
Preseason (1-3)

DATE	OPPONENT	W/L	SCORE	STADIUM	CITY	ATTEND.	STARTING QB
Aug. 15	at Tennessee	L	20-27	LP Field	Nashville, TN	69,143	McCown
Aug. 22	at Jacksonville	W	24-23	Jacksonville Municipal Stadium	Jacksonville, FL	42,177	Leftwich
Aug. 27	MIAMI	L	6-10	Raymond James Stadium	Tampa, FL	63,386	Leftwich
Sept. 4	HOUSTON	L	20-27	Raymond James Stadium	Tampa, FL	63,831	Freeman

## Won 3, Lost 13

Sept. 13●●	DALLAS	L	21-34	Raymond James Stadium	Tampa, FL	63,806	Leftwich
Sept. 20	at Buffalo	L	20-33	Ralph Wilson Stadium	Orchard Park, NY	70,318	Leftwich
Sept. 27●●	N.Y. GIANTS	L	0-24	Raymond James Stadium	Tampa, FL	63,689	Leftwich
Oct. 4	at Washington	L	13-16	FedEx Field	Landover, MD	86,412	J. Johnson
Oct. 11	at Philadelphia	L	14-33	Lincoln Financial Field	Philadelphia, PA	69,144	J. Johnson
Oct. 18●●	CAROLINA	L	21-28	Raymond James Stadium	Tampa, FL	62,422	J. Johnson
Oct. 25●●	NEW ENGLAND	L	7-35	Wembley Stadium	London, England	84,254	J. Johnson
Nov. 8●●	GREEN BAY	W	38-28	Raymond James Stadium	Tampa, FL	62,994	Freeman
Nov. 15	at Miami	L	23-25	Land Shark Stadium	Miami Gardens, FL	66,085	Freeman
Nov. 22●●	NEW ORLEANS	L	7-38	Raymond James Stadium	Tampa, FL	62,720	Freeman
Nov. 29	at Atlanta	L	17-20	Georgia Dome	Atlanta, GA	67,029	Freeman
Dec. 6	at Carolina	L	6-16	Bank of America Stadium	Charlotte, NC	72,455	Freeman
Dec. 13●●	N.Y. JETS	L	3-26	Raymond James Stadium	Tampa, FL	62,731	Freeman
Dec. 20	at Seattle	W	24-7	Qwest Field	Seattle, WA	67,011	Freeman
Dec. 27	at New Orleans	W	20-17 (OT)	Louisiana Superdome	New Orleans, LA	70,021	Freeman
Jan. 3●●	ATLANTA	L	10-20	Raymond James Stadium	Tampa, FL	62,578	Freeman

## Fourth – NFC South

## 2010

Head Coach: Raheem Morris  
Preseason (2-2)

DATE	OPPONENT	W/L	SCORE	STADIUM	CITY	ATTEND.	STARTING QB
Aug. 14	at Miami	L	7-10	Sun Life Stadium	Miami, FL	59,108	Freeman
Aug. 21	KANSAS CITY	W	20-15	Raymond James Stadium	Tampa, FL	41,386	Freeman
Aug. 28	JACKSONVILLE	L	13-19	Raymond James Stadium	Tampa, FL	42,640	J. Johnson
Sept. 2	at Houston	W	24-17	Reliant Stadium	Houston, TX	70,035	Carpenter

## Won 10, Lost 6

Sept. 12	CLEVELAND	W	17-14	Raymond James Stadium	Tampa, FL	47,211	Freeman
Sept. 19	at Carolina	W	20-7	Bank of America Stadium	Charlotte, NC	72,577	Freeman
Sept. 26	PITTSBURGH	L	13-38	Raymond James Stadium	Tampa, FL	61,036	Freeman
Oct. 10	at Cincinnati	W	24-21	Paul Brown Stadium	Cincinnati, OH	63,888	Freeman
Oct. 17	NEW ORLEANS	L	6-31	Raymond James Stadium	Tampa, FL	51,759	Freeman
Oct. 24	ST. LOUIS	W	18-17	Raymond James Stadium	Tampa, FL	42,020	Freeman
Oct. 31	at Arizona	W	38-35	University of Phoenix Stadium	Glendale, AZ	61,857	Freeman
Nov. 7	at Atlanta	L	21-27	Georgia Dome	Atlanta, GA	67,266	Freeman
Nov. 14	CAROLINA	W	31-16	Raymond James Stadium	Tampa, FL	44,264	Freeman
Nov. 21	at San Francisco	W	21-0	Candlestick Park	San Francisco, CA	69,732	Freeman
Nov. 28	at Baltimore	L	10-17	M&T Bank Stadium	Baltimore, MD	70,989	Freeman
Dec. 5	ATLANTA	L	24-28	Raymond James Stadium	Tampa, FL	53,955	Freeman
Dec. 12	at Washington	W	17-16	FedEx Field	Landover, MD	66,124	Freeman
Dec. 19	DETROIT	L	20-23	Raymond James Stadium	Tampa, FL	47,692	Freeman
Dec. 26	SEATTLE	W	38-15	Raymond James Stadium	Tampa, FL	46,576	Freeman
Jan. 2	at New Orleans	W	23-13	Louisiana Superdome	New Orleans, LA	70,068	Freeman

## Third – NFC South

## 2011

Head Coach: Raheem Morris  
Preseason (2-2)

DATE	OPPONENT	W/L	SCORE	STADIUM	CITY	ATTEND.	STARTING QB
Aug. 12	at Kansas City	W	25-0	Arrowhead Stadium	Kansas City, MO	67,537	Freeman
Aug. 18	NEW ENGLAND	L	14-31	Raymond James Stadium	Tampa, FL	49,313	Freeman
Aug. 27	MIAMI	W	17-13	Raymond James Stadium	Tampa, FL	44,732	Freeman
Sept. 1	at Washington	L	24-29	FedExField	Landover, MD	58,937	Carpenter

## Won 4, Lost 12

Sept. 11	DETROIT	L	20-27	Raymond James Stadium	Tampa, FL	51,274	Freeman
Sept. 18	at Minnesota	W	24-20	HHH Metrodome	Minneapolis, MN	62,461	Freeman
Sept. 25	ATLANTA	W	16-13	Raymond James Stadium	Tampa, FL	46,995	Freeman
Oct. 3●●	INDIANAPOLIS	W	24-17	Raymond James Stadium	Tampa, FL	63,972	Freeman
Oct. 9	at San Francisco	L	3-48	Candlestick Park	San Francisco, CA	69,732	Freeman
Oct. 16	NEW ORLEANS	W	26-20	Raymond James Stadium	Tampa, FL	56,590	Freeman
Oct. 23	CHICAGO	L	18-24	Wembley Stadium	London, UK	76,981	Freeman
Nov. 6	at New Orleans	L	16-27	Mercedes-Benz Superdome	New Orleans, LA	73,043	Freeman
Nov. 13	HOUSTON	L	9-37	Raymond James Stadium	Tampa, FL	56,037	Freeman
Nov. 20	at Green Bay	L	26-35	Lambeau Field	Green Bay, WI	70,498	Freeman
Nov. 27	at Tennessee	L	17-23	LP Field	Nashville, TN	69,143	Freeman
Dec. 4	CAROLINA	L	19-38	Raymond James Stadium	Tampa, FL	56,270	J. Johnson
Dec. 11	at Jacksonville	L	14-41	Everbank Field	Jacksonville, FL	62,562	Freeman
Dec. 17●●	DALLAS	L	15-31	Raymond James Stadium	Tampa, FL	65,162	Freeman
Dec. 24	at Carolina	L	16-48	Bank of America Stadium	Charlotte, NC	70,363	Freeman
Jan. 1	at Atlanta	L	24-45	Georgia Dome	Atlanta, GA	68,167	Freeman

## Fourth – NFC South

## 2012

Head Coach: Greg Schiano  
Preseason (2-2)

DATE	OPPONENT	W/L	SCORE	STADIUM	CITY	ATTEND.	STARTING QB
Aug. 10	at Miami	W	20-7	Sun Life Stadium	Miami, FL	46,330	Freeman
Aug. 17	TENNESSEE	L	7-30	Raymond James Stadium	Tampa, FL	45,633	Freeman
Aug. 24	NEW ENGLAND	W	30-28	Raymond James Stadium	Tampa, FL	47,440	Freeman
Aug. 29	at Washington	L	3-30	FedExField	Landover, MD	56,555	Ratliff

## Won 7, Lost 9

Sept. 9	CAROLINA	W	16-10	Raymond James Stadium	Tampa, FL	51,533	Freeman
Sept. 16	at N.Y. Giants	L	34-41	MetLife Stadium	East Rutherford, NJ	76,964	Freeman
Sept. 23	at Dallas	L	10-16	Cowboys Stadium	Arlington, TX	81,984	Freeman
Sept. 30	WASHINGTON	L	22-24	Raymond James Stadium	Tampa, FL	58,191	Freeman
Oct. 14	KANSAS CITY	W	38-10	Raymond James Stadium	Tampa, FL	46,500	Freeman
Oct. 21●●	NEW ORLEANS	L	28-35	Raymond James Stadium	Tampa, FL	58,906	Freeman
Oct. 25	at Minnesota	W	36-17	HHH Metrodome	Minneapolis, MN	60,860	Freeman
Nov. 4	at Oakland	W	42-32	O.co Coliseum	Oakland, CA	52,055	Freeman
Nov. 11	SAN DIEGO	W	34-24	Raymond James Stadium	Tampa, FL	54,813	Freeman
Nov. 18	at Carolina	W	27-21 (OT)	Bank of America Stadium	Charlotte, NC	72,603	Freeman
Nov. 25	ATLANTA	L	23-24	Raymond James Stadium	Tampa, FL	54,400	Freeman
Dec. 2	at Denver	L	23-31	Sports Authority Field	Denver, CO	76,432	Freeman
Dec. 9●●	PHILADELPHIA	L	23-21	Raymond James Stadium	Tampa, FL	64,941	Freeman
Dec. 16	at New Orleans	L	0-41	Mercedes-Benz Superdome	New Orleans, LA	73,096	Freeman
Dec. 23	ST. LOUIS	L	13-28	Raymond James Stadium	Tampa, FL	51,535	Freeman
Dec. 30	at Atlanta	W	22-17	Georgia Dome	Atlanta, GA	69,644	Freeman

## Fourth – NFC South

## 2013

Head Coach: Greg Schiano  
Preseason (1-3)

DATE	OPPONENT	W/L	SCORE	STADIUM	CITY	ATTEND.	STARTING QB
Aug. 8	BALTIMORE	L	16-41	Raymond James Stadium	Tampa, FL	47,599	Freeman
Aug. 16	at New England	L	21-25	Gillette Stadium	Foxborough, MA	68,756	Freeman
Aug. 24	at Miami	W	17-16	Sun Life Stadium	Miami, FL	52,789	Freeman
Aug. 29	WASHINGTON	L	12-30	Raymond James Stadium	Tampa, FL	46,264	Glennon
<b>Won 4, Lost 12</b>						<b>Fourth – NFC South</b>	
Sept. 8	at N.Y. Jets	L	17-18	MetLife Stadium	East Rutherford, NJ	76,957	Freeman
Sept. 15 ••	NEW ORLEANS	L	14-16	Raymond James Stadium	Tampa, FL	60,870	Freeman
Sept 22	at New England	L	3-23	Gillette Stadium	Foxborough, MA	68,756	Freeman
Sept 29 ••	ARIZONA	L	10-13	Raymond James Stadium	Tampa, FL	44,956	Glennon
-- bye week --							
Oct 13 ••	PHILADELPHIA	L	20-31	Raymond James Stadium	Tampa, FL	62,505	Glennon
Oct 20	at Atlanta	L	23-31	Georgia Dome	Atlanta, GA	69,522	Glennon
Oct 24 ••	CAROLINA	L	13-31	Raymond James Stadium	Tampa, FL	59,073	Glennon
Nov 3	at Seattle	L	24-27(OT)	CenturyLink Field	Seattle, WA	67,873	Glennon
Nov 11 ••	MIAMI	W	22-19	Sun Life Stadium	Miami, FL	64,448	Glennon
Nov 17 ••	ATLANTA	W	41-28	Raymond James Stadium	Tampa, FL	55,360	Glennon
Nov 24	at Detroit	W	24-21	Ford Field	Detroit, MI	62,098	Glennon
Dec 1	at Carolina	L	6-27	Bank of America Stadium	Charlotte, NC	72,795	Glennon
Dec 8 ••	BUFFALO	W	27-6	Raymond James Stadium	Tampa, FL	59,194	Glennon
Dec 15 ••	SAN FRANCISCO	L	14-33	Raymond James Stadium	Tampa, FL	64,142	Glennon
Dec 22	at St. Louis	L	13-23	Edward Jones Dome	St. Louis, MO	54,423	Glennon
Dec 29	at New Orleans	L	17-42	Mercedes-Benz Superdome	New Orleans, LA	73,150	Glennon

## 2014

Head Coach: Lovie Smith  
Preseason (1-3)

DATE	OPPONENT	W/L	SCORE	STADIUM	CITY	ATTEND.	STARTING QB
Aug. 8	at Jacksonville	L	10-16	EverBank Field	Jacksonville, FL	59,100	McCown
Aug. 16	MIAMI	L	14-20	Raymond James Stadium	Tampa, FL	50,555	McCown
Aug. 23	at Buffalo	W	27-14	Ralph Wilson Stadium	Orchard Park, NY	66,764	McCown
Aug. 28	WASHINGTON	L	10-24	Raymond James Stadium	Tampa, FL	50,239	Glennon
<b>Won 2, Lost 14</b>						<b>Fourth – NFC South</b>	
Sept. 7	CAROLINA	L	14-20	Raymond James Stadium	Tampa, FL	62,442	McCown
Sept. 14	ST. LOUIS	L	17-19	Raymond James Stadium	Tampa, FL	59,923	McCown
Sept. 18	at Atlanta	L	14-56	Georgia Dome	Atlanta, GA	70,318	McCown
Sept. 28	at Pittsburgh	W	27-24	Heinz Field	Pittsburgh, PA	62,910	Glennon
Oct. 5	at New Orleans	L	31-37 (OT)	Mercedes-Benz Superdome	New Orleans, LA	73,004	Glennon
Oct. 12	BALTIMORE	L	17-48	Raymond James Stadium	Tampa, FL	60,041	Glennon
-- bye week --							
Oct. 26	MINNESOTA	L	13-19 (OT)	Raymond James Stadium	Tampa, FL	56,577	Glennon
Nov. 2	at Cleveland	L	17-22	FirstEnergy Stadium	Cleveland, OH	67,431	Glennon
Nov. 9	ATLANTA	L	17-27	Raymond James Stadium	Tampa, FL	57,751	McCown
Nov. 16	at Washington	W	27-7	FedEx Field	Landover, MD	77,442	McCown
Nov. 23	at Chicago	L	13-21	Soldier Field	Chicago, IL	61,109	McCown
Nov. 30	CINCINNATI	L	13-14	Raymond James Stadium	Tampa, FL	56,340	McCown
Dec. 7	at Detroit	L	17-34	Ford Field	Detroit, MI	61,489	McCown
Dec. 14	at Carolina	L	17-19	Bank of America Stadium	Charlotte, NC	72,842	McCown
Dec. 21 •	GREEN BAY	L	3-20	Raymond James Stadium	Tampa, FL	64,247	McCown
Dec. 28	NEW ORLEANS	L	20-23	Raymond James Stadium	Tampa, FL	58,952	McCown



2015

## Head Coach: Lovie Smith

### Preseason (2-2)

DATE	OPPONENT	W/L	SCORE	STADIUM	CITY	ATTEND.	STARTING QB
Aug. 15	at Minnesota	L	16-26	TCF Bank Stadium	Minneapolis, MN	50,610	Winston
Aug. 24	CINCINNATI	W	25-11	Raymond James Stadium	Tampa, FL	47,728	Winston
Aug. 29	CLEVELAND	L	7-31	Raymond James Stadium	Tampa, FL	51,521	Winston
Sept. 3	at Miami	W	22-17	Sun Life Stadium	Miami, FL	49,675	Glennon

### Won 6, Lost 10

Sept. 13 •	TENNESSEE	L	14-42	Raymond James Stadium	Tampa, FL	63,945	Winston
Sept. 20	at New Orleans	W	26-19	Mercedes-Benz Superdome	New Orleans, LA	73,006	Winston
Sept. 27	at Houston	L	9-19	Reliant Stadium	Houston, TX	71,718	Winston
Oct. 4	CAROLINA	L	23-37	Raymond James Stadium	Tampa, FL	57,468	Winston
Oct. 11	JACKSONVILLE	W	38-31	Raymond James Stadium	Tampa, FL	58,490	Winston
-- bye week --							
Oct. 25	at Washington	L	30-31	FedEx Field	Landover, MD	72,912	Winston
Nov. 1	at Atlanta	W	23-20 (OT)	Georgia Dome	Atlanta, GA	70,524	Winston
Nov. 8 •	N.Y. GIANTS	L	18-32	Raymond James Stadium	Tampa, FL	64,351	Winston
Nov. 15 •	DALLAS	W	10-6	Raymond James Stadium	Tampa, FL	64,133	Winston
Nov. 22	at Philadelphia	W	45-17	Lincoln Financial Field	Philadelphia, PA	69,596	Winston
Nov. 29	at Indianapolis	L	12-25	Lucas Oil Stadium	Indianapolis, IN	65,696	Winston
Dec. 6	ATLANTA	W	23-19	Raymond James Stadium	Tampa, FL	58,221	Winston
Dec. 13	NEW ORLEANS	L	17-24	Raymond James Stadium	Tampa, FL	62,138	Winston
Dec. 17	at St. Louis	L	23-31	Edward Jones Dome	St. Louis, MO	51,295	Winston
Dec. 27 •	CHICAGO	L	21-26	Raymond James Stadium	Tampa, FL	63,734	Winston
Jan. 3	at Carolina	L	10-38	Bank of America Stadium	Charlotte, NC	74,169	Winston

### Fourth – NFC South

2016

## Head Coach: Dirk Koetter

### Preseason (2-2)

DATE	OPPONENT	W/L	SCORE	STADIUM	CITY	ATTEND.	STARTING QB
Aug. 11	at Philadelphia	L	9-17	Lincoln Financial Field	Philadelphia, PA	69,596	Winston
Aug. 20	at Jacksonville	W	27-21	EverBank Field	Jacksonville, FL	59,782	Winston
Aug. 26	CLEVELAND	W	30-13	Raymond James Stadium	Tampa, FL	46,848	Winston
Aug. 31	WASHINGTON	L	13-20	Raymond James Stadium	Tampa, FL	42,996	Glennon

### Won 9, Lost 7

Sept. 11	at Atlanta	W	31-24	Georgia Dome	Atlanta, GA	69,382	Winston
Sept. 18	at Arizona	L	7-40	University of Phoenix Stadium	Glendale, AZ	64,230	Winston
Sept. 25	L.A. RAMS	L	32-37	Raymond James Stadium	Tampa, FL	55,009	Winston
Oct. 2	DENVER	L	7-27	Raymond James Stadium	Tampa, FL	60,375	Winston
Oct. 10	at Carolina	W	17-14	Bank of America Stadium	Charlotte, NC	73,425	Winston
-- bye week --							
Oct. 23	at San Francisco	W	34-17	Levi's Stadium	Santa Clara, CA	70,178	Winston
Oct. 30	OAKLAND	L	24-30 (OT)	Raymond James Stadium	Tampa, FL	61,068	Winston
Nov. 3	ATLANTA	L	28-43	Raymond James Stadium	Tampa, FL	57,797	Winston
Nov. 13	CHICAGO	W	36-10	Raymond James Stadium	Tampa, FL	62,898	Winston
Nov. 20	at Kansas City	W	19-17	Arrowhead Stadium	Kansas City, MO	72,277	Winston
Nov. 27	SEATTLE	W	14-5	Raymond James Stadium	Tampa, FL	63,674	Winston
Dec. 4	at San Diego	W	28-21	Qualcomm Stadium	San Diego, CA	53,832	Winston
Dec. 11	NEW ORLEANS	W	16-11	Raymond James Stadium	Tampa, FL	62,140	Winston
Dec. 18	at Dallas	L	20-26	AT&T Stadium	Arlington, TX	93,101	Winston
Dec. 24	at New Orleans	L	24-31	Mercedes-Benz Superdome	New Orleans, LA	73,177	Winston
Jan. 1	CAROLINA	W	17-16	Raymond James Stadium	Tampa, FL	62,037	Winston

### Second – NFC South

- Sellout
- Sellout 72 hours prior to kickoff (1976-2013)

# PRESEASON WIN-LOSS SUMMARY

OPPONENT	W	L	T	PCT.	PF	PA	HOME	ROAD	NEUTRAL
Arizona*	0	2	0	.000	24	47	1-1	0-0	0-0
Atlanta	7	9	0	.438	289	288	5-2	1-6	1-1
Baltimore	0	1	0	.000	16	41	0-1	0-0	0-0
Buffalo	2	2	0	.500	72	57	0-0	1-1	1-1
Chicago	0	1	0	.000	7	10	0-1	0-0	0-0
Cincinnati	9	4	0	.692	266	221	7-3	2-1	0-0
Cleveland	5	4	0	.556	152	141	3-3	2-1	0-0
Denver	0	2	0	.000	17	54	0-1	0-1	0-0
Green Bay	1	1	0	.500	16	17	1-0	0-1	0-0
Houston	7	2	0	.778	210	128	3-1	4-1	0-0
Indianapolis**	2	3	0	.400	60	85	2-1	0-2	0-0
Jacksonville	4	7	0	.364	181	202	1-3	3-4	0-0
Kansas City	5	1	0	.833	132	60	3-0	2-0	0-1
Los Angeles****	0	2	0	.000	19	52	0-0	0-2	0-0
Miami	13	17	0	.433	460	478	5-10	7-7	1-0
Minnesota	0	1	0	.000	16	26	0-0	0-1	0-0
New England	8	3	0	.727	302	190	6-2	1-1	1-0
New Orleans	4	1	0	.800	68	47	2-0	2-1	0-0
N.Y. Jets	4	3	0	.571	119	92	3-2	0-0	1-1
Oakland***	1	0	0	1.000	41	7	0-0	1-0	0-0
Philadelphia	1	1	0	.500	44	24	1-0	0-1	0-0
Pittsburgh	2	2	0	.500	80	68	1-1	0-1	1-0
Seattle	0	3	0	.000	9	77	0-0	0-2	0-1
Tennessee*****	6	3	0	.666	195	176	3-1	3-2	0-0
Washington	5	10	0	.333	196	197	4-8	1-2	0-0

\* Franchise known as Phoenix Cardinals 1988-93; located in St. Louis prior to 1988

\*\* Franchise located in Baltimore prior to 1984

\*\*\* Franchise located in Los Angeles from 1982-94

\*\*\*\* Franchise located in St. Louis from 1995-2015

\*\*\*\*\* Franchise located in Houston prior to 1997

OWNERSHIP

PLAYERS

2016 IN REVIEW

HISTORY

RECORDS

SIDELINES

REGULAR SEASON WIN-LOSS SUMMARY

OPPONENT	W	L	T	PCT	PF	PA	HOME	ROAD	LONG WIN STRK	LONG LOSS STRK	CURRENT STRK
Arizona*	9	10	0	.474	333	358	6-5	3-5	3	5	L2
Atlanta	24	23	0	.511	1,011	969	14-11	10-12	6	5	L1
Baltimore	2	3	0	.400	74	102	1-2	1-1	2	3	L3
Buffalo	7	3	0	.700	215	173	7-2	0-1	4	1	W1
Carolina	13	20	0	.394	572	725	6-10	7-10	3	6	W2
Chicago	19	38	0	.333	923	1,227	13-17	6-21	6	12	W1
Cincinnati	7	4	0	.636	213	196	2-2	5-2	6	2	L1
Cleveland	3	6	0	.333	144	188	2-3	1-3	3	5	L1
Dallas	4	12	0	.250	228	300	3-3	1-9	3	6	L1
Denver	2	7	0	.222	128	202	1-3	1-4	1	3	L4
Detroit	26	30	0	.464	977	1,199	13-15	13-15	4	5	L1
Green Bay	21	31	1	.406	853	1,032	14-13-1	7-18	4	6	L2
Houston	1	3	0	.250	48	87	1-1	0-2	1	3	L3
Indianapolis**	5	8	0	.385	277	336	3-3	2-5	2	3	L1
Jacksonville	2	4	0	.333	126	158	2-1	0-3	1	4	W1
Kansas City	7	5	0	.583	243	233	4-2	3-3	5	4	W5
Los Angeles****	8	14	0	.364	451	533	7-7	1-7	4	6	L5
Miami	5	5	0	.500	228	222	4-2	1-3	3	3	W1
Minnesota	22	32	0	.407	983	1,149	13-14	9-18	6	5	L1
New England	2	6	0	.333	93	182	1-3	1-3	2	3	L3
New Orleans	19	31	0	.380	924	1,094	8-14	11-17	2	7	L1
N.Y. Giants	6	13	0	.316	304	334	5-6	1-7	2	4	L4
N.Y. Jets	1	10	0	.091	162	291	1-3	0-7	1	8	L8
Oakland***	2	7	0	.222	182	279	1-2	1-5	1	3	L1
Philadelphia	6	8	0	.429	244	260	2-4	4-4	3	3	W1
Pittsburgh	2	8	0	.200	131	233	1-5	1-3	1	4	W1
San Diego	3	8	0	.273	212	300	1-5	2-3	2	6	W2
San Francisco	5	17	0	.227	329	511	2-5	3-12	1	9	W1
Seattle	5	8	0	.385	222	202	3-4	2-4	3	4	W1
Tennessee*****	2	9	0	.182	178	273	2-2	0-7	1	5	L2
Washington	10	10	0	.500	401	365	6-4	4-6	4	4	L1

\* Franchise known as Phoenix Cardinals 1988-93; located in St. Louis prior to 1988  
\*\* Franchise located in Baltimore prior to 1984

\*\*\* Franchise located in Los Angeles from 1982-94  
\*\*\*\* Franchise located in St. Louis from 1995-2015  
\*\*\*\*\* Franchise located in Houston prior to 1997

POSTSEASON WIN-LOSS SUMMARY

OPPONENT	W	L	T	PCT.	PF	PA	HOME REC.	ROAD REC.	LONG WIN STR.	LONG LOSS STR.
Dallas	0	2	0	.000	17	68	0-0	0-2	—	2
Detroit	1	0	0	1.000	20	10	1-0	0-0	1	—
Green Bay	0	1	0	.000	7	21	0-0	0-1	—	1
N.Y. Giants	0	1	0	.000	14	24	0-1	0-0	—	1
Oakland*	1	0	0	1.000	48	21	0-0	0-0	1	—
Philadelphia	2	2	0	.500	63	79	1-0	1-2	1	2
Los Angeles **	0	2	0	.000	6	20	0-1	0-1	—	2
San Francisco	1	0	0	1.000	31	6	1-0	0-0	1	—
Washington	1	1	0	.500	24	30	1-1	0-0	1	1

\* Super Bowl XXXVII played in San Diego at Qualcomm Stadium  
\*\* Franchise located in St. Louis from 1995-2015

# TEAM-BY-TEAM RESULTS

## ARIZONA<sup>^</sup>

1977	Buccaneers, 17-7 (TB)
1981	Buccaneers, 20-10 (TB)
1983	Cardinals, 34-27 (TB)
1985	Buccaneers, 16-0 (TB)
1986	Cardinals, 30-19 (TB)
	Cardinals, 21-17 (STL)
1987	Cardinals, 31-28 (STL)
	Cardinals, 31-14 (TB)
1988	Cardinals, 30-24 (TB)
1989	Buccaneers, 14-13 (P)
1992	Buccaneers, 23-7 (TB)
	Buccaneers, 7-3 (P)
1996	Cardinals, 13-9 (A)
1997	Buccaneers, 19-18 (TB)
2004	Cardinals, 12-7 (A)
2007	Buccaneers, 17-10 (TB)
2010	Buccaneers, 38-35 (A)
2013	Cardinals, 13-10 (TB)
2016	Cardinals, 40-7 (A)

<sup>^</sup> Franchise known as Phoenix Cardinals 1988-93; located in St. Louis prior to 1988

## ATLANTA

1977	Falcons, 17-0 (TB)
1978	Buccaneers, 14-9 (TB)
1979	Falcons, 17-14 (A)
1981	Buccaneers, 24-23 (TB)
1984	Buccaneers, 23-6 (TB)
1986	Falcons, 23-20 (TB) *
1987	Buccaneers, 48-10 (TB)
1988	Falcons, 17-10 (A)
1990	Buccaneers, 23-17 (TB)
1991	Falcons, 43-7 (A)
1992	Falcons, 35-7 (TB)
1993	Buccaneers, 31-24 (A)
1994	Falcons, 34-13 (A)
1995	Falcons, 24-21 (TB)
1997	Buccaneers, 31-10 (A)
1999	Buccaneers, 19-10 (TB)
2000	Buccaneers, 27-14 (A)
2002	Buccaneers, 20-6 (A)
	Buccaneers, 34-10 (TB)
2003	Buccaneers, 31-10 (A)
	Falcons, 30-28 (TB)
2004	Falcons, 24-14 (A)
	Buccaneers, 27-0 (TB)
2005	Buccaneers, 30-27 (A)
	Buccaneers, 27-24 (TB) *
2006	Falcons, 14-3 (A)
	Falcons, 17-6 (TB)
2007	Buccaneers, 31-7 (A)
	Buccaneers, 37-3 (TB)
2008	Buccaneers, 24-9 (TB)
	Falcons, 13-10 (A) *
2009	Falcons, 20-17 (A)
	Falcons, 20-10 (TB)
2010	Falcons, 27-21 (A)
	Falcons, 28-24 (TB)
2011	Buccaneers, 16-13 (TB)
	Falcons, 45-24 (A)
2012	Falcons, 24-23 (TB)
	Buccaneers, 22-17 (A)
2013	Falcons, 31-23 (A)
	Buccaneers, 41-28 (TB)
2014	Falcons, 56-14 (A)
	Falcons, 27-17 (TB)
2015	Buccaneers, 23-20 (A) *
	Buccaneers, 23-19 (TB)

2016	Buccaneers, 31-24 (A)
	Falcons, 43-28 (TB)

\* Overtime

## BALTIMORE

2001	Buccaneers, 22-10 (TB)
2002	Buccaneers, 25-0 (B)
2006	Ravens, 27-0 (TB)
2010	Ravens, 17-10 (B)
2014	Ravens, 48-17 (TB)

## BUFFALO

1976	Bills, 14-9 (TB)
1978	Buccaneers, 31-10 (TB)
1982	Buccaneers, 24-23 (TB)
1986	Buccaneers, 34-28 (TB)
1988	Buccaneers, 10-5 (TB)
1991	Bills, 17-10 (TB)
2000	Buccaneers, 31-17 (TB)
2005	Buccaneers, 19-3 (TB)
2009	Bills, 33-20 (B)
2013	Buccaneers, 27-6 (TB)

## CAROLINA

1995	Buccaneers, 20-13 (C)
1996	Panthers, 24-0 (C)
1998	Buccaneers, 16-13 (TB)
2002	Buccaneers, 12-9 (C)
	Buccaneers, 23-10 (TB)
2003	Panthers, 12-9 (TB) *
	Panthers, 27-24 (C)
2004	Panthers, 21-14 (C)
	Panthers, 37-20 (TB)
2005	Panthers, 34-14 (TB)
	Buccaneers, 20-10 (C)
2006	Panthers, 26-24 (TB)
	Panthers, 24-10 (C)
2007	Buccaneers, 20-7 (C)
	Panthers, 31-23 (TB)
2008	Buccaneers, 27-3 (TB)
	Panthers, 38-23 (C)
2009	Panthers, 28-21 (TB)
	Panthers, 16-6 (A)
2010	Buccaneers, 20-7 (C)
	Buccaneers, 31-16 (TB)
2011	Panthers, 38-19 (TB)
	Panthers, 48-16 (C)
2012	Buccaneers, 16-10 (TB)
	Buccaneers, 27-21 (C) *
2013	Panthers, 31-13 (TB)
	Panthers, 27-6 (C)
2014	Panthers, 20-14 (TB)
	Panthers, 19-17 (C)
2015	Panthers, 37-23 (TB)
	Panthers, 38-10 (C)
2016	Buccaneers, 17-14 (C)
	Buccaneers, 17-16 (TB)

\* Overtime

## CHICAGO

1977	Bears, 10-0 (TB)
1978	Buccaneers, 33-19 (TB)
	Bears, 14-3 (C)
1979	Buccaneers, 17-13 (C)
	Bears, 14-0 (TB)
1980	Bears, 23-0 (C)
	Bears, 14-13 (TB)
1981	Bears, 28-17 (C)
	Buccaneers, 20-10 (TB)
1982	Buccaneers, 26-23 (TB) *
1983	Bears, 17-10 (C)
	Bears, 27-0 (TB)
1984	Bears, 34-14 (C)
	Bears, 44-9 (TB)
1985	Bears, 38-28 (C)
	Bears, 27-19 (TB)
1986	Bears, 23-3 (TB)
	Bears, 48-14 (C)
1987	Bears, 20-3 (C)
	Bears, 27-26 (TB)
1988	Bears, 28-10 (C)
	Bears, 27-15 (TB)
1989	Buccaneers, 42-35 (TB)
	Buccaneers, 32-31 (C)
1990	Bears, 26-6 (TB)
	Bears, 27-14 (C)
1991	Bears, 21-20 (TB)
	Bears, 27-0 (C)
1992	Bears, 31-14 (C)
	Buccaneers, 20-17 (TB)
1993	Bears, 47-17 (C)
	Buccaneers, 13-10 (TB)
1994	Bears, 21-9 (C)
	Bears, 20-6 (TB)
1995	Bears, 25-6 (TB)
	Bears, 31-10 (C)
1996	Bears, 13-10 (C)
	Buccaneers, 34-19 (TB)
1997	Bears, 13-7 (C)
	Buccaneers, 31-15 (TB)
1998	Buccaneers, 27-15 (TB)
	Buccaneers, 31-17 (C)
1999	Buccaneers, 6-3 (TB)
	Buccaneers, 20-6 (C)
2000	Buccaneers, 41-0 (TB)
	Bears, 13-10 (C)
2001	Bears, 27-24 (TB)
	Bears, 27-3 (C)
2002	Buccaneers, 15-0 (C)
2004	Buccaneers, 19-7 (TB)
2005	Bears, 13-10 (TB)
2006	Bears, 34-31 (C) *
2008	Buccaneers, 27-24 (C) *
2011	Bears, 24-18 (LDN) **
2014	Bears, 21-13 (C)
2015	Bears, 26-21 (TB)
2016	Buccaneers, 36-10 (TB)

\* Overtime

\*\* Game played in London, NFL International Series

**CINCINNATI**

1976	Bengals, 21-0 (C)
1980	Buccaneers, 17-12 (C)
1983	Bengals, 23-17 (TB)
1989	Bengals, 56-23 (C)
1995	Buccaneers, 19-16 (TB)
1998	Buccaneers, 35-0 (C)
2001	Buccaneers, 16-13 (C)*
2002	Buccaneers, 35-7 (C)
2006	Buccaneers, 14-13 (TB)
2010	Buccaneers, 24-21 (C)
2014	Bengals, 14-13 (TB)

\* Overtime

**CLEVELAND**

1976	Browns, 24-7 (TB)
1980	Browns, 34-27 (TB)
1983	Browns, 20-0 (C)
1989	Browns, 42-31 (TB)
1995	Browns, 22-6 (C)
2002	Buccaneers, 17-3 (TB)
2006	Buccaneers, 22-7 (C)
2010	Buccaneers, 17-14 (TB)
2014	Browns, 22-17 (C)

**DALLAS**

1977	Cowboys, 23-7 (D)
1980	Cowboys, 28-17 (D)
1981	Cowboys, 38-0 (D)**
1982	Cowboys, 14-9 (D)
1983	Cowboys, 30-17 (D)**
1990	Cowboys, 27-24 (D)*
1990	Cowboys, 14-10 (D)
	Cowboys, 17-13 (TB)
2000	Buccaneers, 27-7 (TB)
2001	Buccaneers, 10-6 (D)
2003	Buccaneers, 16-0 (TB)
2006	Cowboys, 38-10 (D)
2008	Cowboys, 13-9 (D)
2009	Cowboys, 34-21 (TB)
2011	Cowboys, 31-15 (TB)
2012	Cowboys, 16-10 (D)
2015	Buccaneers, 10-6 (TB)
2016	Cowboys, 26-20 (D)

\*Overtime

\*\* NFC Playoff Game

**DENVER**

1976	Broncos, 48-13 (D)
1981	Broncos, 24-7 (TB)
1993	Buccaneers, 17-10 (D)
1996	Broncos, 27-23 (D)
1999	Buccaneers, 13-10 (TB)
2004	Broncos, 16-13 (TB)
2008	Broncos, 16-13 (D)
2012	Broncos, 31-23 (D)
2016	Broncos, 27-7 (TB)

**DETROIT**

1977	Lions, 16-7 (D)
1978	Lions, 15-7 (TB)
	Lions, 34-23 (D)
1979	Buccaneers, 31-16 (TB)
	Buccaneers, 16-14 (D)
1980	Lions, 24-10 (TB)
	Lions, 27-14 (D)
1981	Buccaneers, 28-10 (TB)
	Buccaneers, 20-17 (D)
1982	Buccaneers, 23-21 (TB)
1983	Lions, 11-0 (TB)
	Lions, 23-20 (D)
1984	Buccaneers, 21-17 (TB)
	Lions, 13-7 (D)*
1985	Lions, 30-9 (D)
	Buccaneers, 19-16 (TB)*

1986	Buccaneers, 24-20 (D)
	Lions, 38-17 (TB)
1987	Buccaneers, 31-27 (D)
	Lions, 20-10 (TB)
1988	Buccaneers, 23-20 (D)
	Buccaneers, 21-10 (TB)
1989	Lions, 17-16 (TB)
	Lions, 33-7 (D)
1990	Buccaneers, 38-21 (D)
	Buccaneers, 23-20 (TB)
1991	Lions, 31-3 (D)
	Buccaneers, 30-21 (TB)
1992	Buccaneers, 27-23 (D)
	Lions, 38-7 (TB)
1993	Buccaneers, 27-10 (TB)
	Lions, 23-0 (D)
1994	Buccaneers, 24-14 (TB)
	Lions, 14-9 (D)
1995	Lions, 27-24 (D)
	Lions, 37-10 (TB)
1996	Lions, 21-6 (D)
	Lions, 27-0 (TB)
1997	Buccaneers, 24-17 (D)
	Lions, 27-9 (TB)
	Buccaneers, 20-10 (TB)**
1998	Lions, 27-6 (D)
	Lions, 28-25 (TB)
1999	Lions, 20-3 (D)
	Buccaneers, 23-16 (TB)
2000	Buccaneers, 31-10 (D)
	Lions, 28-14 (TB)
2001	Buccaneers, 20-17 (D)
	Buccaneers, 15-12 (TB)
2002	Buccaneers, 23-20 (D)
2005	Buccaneers, 17-13 (TB)
2007	Lions, 23-16 (D)
2008	Buccaneers, 38-20 (D)
2010	Lions, 23-20 (TB)
2011	Lions, 27-20 (TB)
2013	Buccaneers, 24-21 (D)
2014	Lions, 34-17 (D)

\* Overtime

\*\* NFC Wild Card Playoff Game

**GREEN BAY**

1977	Packers, 13-0 (TB)
1978	Packers, 9-7 (GB)
	Packers, 17-7 (TB)
1979	Buccaneers, 21-10 (GB)
	Buccaneers, 21-3 (TB)
1980	Tie, 14-14 (TB)*
	Buccaneers, 20-17 (MIL)
1981	Buccaneers, 21-10 (GB)
	Buccaneers, 37-3 (TB)
1983	Packers, 55-14 (GB)
	Packers, 12-9 (TB)*
1984	Buccaneers, 30-27 (TB)*
	Packers, 27-14 (GB)
1985	Packers, 21-0 (GB)
	Packers, 20-17 (TB)
1986	Packers, 31-7 (MIL)
	Packers, 21-7 (TB)
1987	Buccaneers, 23-17 (MIL)
1988	Buccaneers, 13-10 (TB)
	Buccaneers, 27-24 (GB)
1989	Buccaneers, 23-21 (GB)
	Packers, 17-16 (TB)
1990	Buccaneers, 26-14 (TB)
	Packers, 20-10 (MIL)
1991	Packers, 15-13 (GB)
	Packers, 27-0 (TB)
1992	Buccaneers, 31-3 (TB)
	Packers, 19-14 (MIL)

1993	Packers, 37-14 (TB)
	Packers, 13-10 (GB)
1994	Packers, 30-3 (GB)
	Packers, 34-19 (TB)
1995	Packers, 35-13 (GB)
	Buccaneers, 13-10 (TB)*
1996	Packers, 34-3 (TB)
	Packers, 13-7 (GB)
1997	Packers, 21-16 (GB)
	Packers, 17-6 (TB)
	Packers, 21-7 (GB)**
1998	Packers, 23-15 (GB)
	Buccaneers, 24-22 (TB)
1999	Packers, 26-23 (GB)
	Buccaneers, 29-10 (TB)
2000	Buccaneers, 20-15 (TB)
	Packers, 17-14 (GB)*
2001	Buccaneers, 14-10 (TB)
	Packers, 21-20 (GB)
2002	Buccaneers, 21-7 (TB)
2003	Packers, 20-13 (TB)
2005	Buccaneers, 17-16 (GB)
2008	Buccaneers, 30-21 (TB)
2009	Buccaneers, 38-28 (TB)
2011	Packers, 35-26 (GB)
2014	Packers, 20-3 (TB)

\* Overtime

\*\* NFC Divisional Playoff Game

**HOUSTON**

2003	Buccaneers, 16-3 (TB)
2007	Texans, 28-14 (H)
2011	Texans, 37-9 (TB)
2015	Texans, 19-9 (H)

**INDIANAPOLIS^**

1976	Colts, 42-17 (B)
1979	Buccaneers, 29-26 (B)*
1985	Colts, 31-23 (TB)
1987	Colts, 24-6 (I)
1988	Colts, 35-31 (I)
1991	Buccaneers, 17-3 (TB)
1992	Colts, 24-14 (TB)
1994	Buccaneers, 24-10 (TB)
1997	Buccaneers, 31-28 (I)
2003	Colts, 38-35 (TB)*
2007	Colts, 33-14 (I)
2011	Buccaneers, 24-17 (TB)
2015	Colts, 25-12 (I)

\* Overtime

^Franchise located in Baltimore prior to 1984

**JACKSONVILLE**

1995	Buccaneers, 17-16 (TB)
1998	Jaguars, 29-24 (J)
2003	Jaguars, 17-10 (J)
2007	Jaguars, 24-23 (TB)
2011	Jaguars, 41-14 (J)
2015	Buccaneers, 38-31 (TB)

**KANSAS CITY**

1976	Chiefs, 28-19 (TB)
1978	Buccaneers, 30-13 (KC)
1979	Buccaneers, 3-0 (TB)
1981	Chiefs, 19-10 (KC)
1984	Chiefs, 24-20 (KC)
1986	Chiefs, 27-20 (KC)
1993	Chiefs, 27-3 (TB)
1999	Buccaneers, 17-10 (TB)
2004	Buccaneers, 34-31 (TB)
2008	Buccaneers, 30-27 (KC)*
2012	Buccaneers, 38-10 (TB)
2016	Buccaneers, 19-17 (KC)

\* Overtime

**LOS ANGELES<sup>^</sup>**

1977	Rams, 31-0 (LA)
1978	Rams, 26-23 (LA)
1979	Buccaneers, 21-6 (TB) Rams, 9-0 (TB) **
1980	Buccaneers, 10-9 (TB)
1984	Rams, 34-33 (TB)
1985	Rams, 31-27 (TB)
1986	Rams, 26-20 (LA) *
1987	Rams, 35-3 (LA)
1990	Rams, 35-14 (TB)
1992	Rams, 31-27 (TB)
1994	Buccaneers, 24-14 (TB)
1999	Rams, 11-6 (STL) **
2000	Buccaneers, 38-35 (TB)
2001	Buccaneers, 24-17 (STL)
2002	Buccaneers, 26-14 (TB)
2004	Rams, 28-21 (STL)
2007	Buccaneers, 24-3 (TB)
2010	Buccaneers, 18-17 (TB)
2012	Rams, 28-13 (TB)
2013	Rams, 23-13 (STL)
2014	Rams, 19-17 (TB)
2015	Rams, 31-23 (STL)
2016	Rams, 37-32 (TB)

\* Overtime

\*\* NFC Championship Game

<sup>^</sup> Franchise located in St. Louis from 1995-2015**MIAMI**

1976	Dolphins, 23-20 (TB)
1982	Buccaneers, 23-17 (TB)
1985	Dolphins, 41-38 (M)
1988	Dolphins, 17-14 (TB)
1991	Dolphins, 33-14 (M)
1997	Buccaneers, 31-21 (TB)
2000	Buccaneers, 16-13 (M)
2005	Buccaneers, 27-13 (TB)
2009	Dolphins, 25-23 (M)
2013	Buccaneers, 22-19 (TB)

**MINNESOTA**

1977	Vikings, 9-3 (TB)
1978	Buccaneers, 16-10 (M) Vikings, 24-7 (TB)
1979	Buccaneers, 12-10 (M) Vikings, 23-22 (TB)
1980	Vikings, 38-30 (M) Vikings, 21-10 (TB)
1981	Buccaneers, 21-13 (TB) Vikings, 25-10 (M)
1982	Vikings, 17-10 (M)
1983	Vikings, 19-16 (TB) * Buccaneers, 17-12 (M)
1984	Buccaneers, 35-31 (TB) Vikings, 27-24 (M)
1985	Vikings, 31-16 (TB) Vikings, 26-7 (M)
1986	Vikings, 23-10 (TB) Vikings, 45-13 (M)
1987	Buccaneers, 20-10 (TB) Vikings, 23-17 (M)
1988	Vikings, 14-13 (M) Vikings, 49-20 (TB)
1989	Vikings, 17-13 (M) Vikings, 24-10 (TB)
1990	Buccaneers, 23-20 (M) * Buccaneers, 26-13 (TB)
1991	Vikings, 28-13 (M) Vikings, 26-24 (TB)
1992	Vikings, 26-20 (M) Vikings, 35-7 (TB)
1993	Vikings, 15-0 (M) Buccaneers, 23-10 (TB)

1994	Vikings, 36-13 (TB) Buccaneers, 20-17 (M) *
1995	Buccaneers, 20-17 (TB) * Vikings, 31-17 (M)
1996	Buccaneers, 24-13 (TB) Vikings, 21-10 (M)
1997	Buccaneers, 28-14 (M) Vikings, 10-6 (TB)
1998	Vikings, 31-7 (M) Buccaneers, 27-24 (TB)
1999	Vikings, 21-14 (M) Buccaneers, 24-17 (TB)
2000	Vikings, 30-23 (M) Buccaneers, 41-13 (TB)
2001	Vikings, 20-16 (M) Buccaneers, 41-14 (TB)
2002	Buccaneers, 38-24 (TB)
2005	Buccaneers, 24-13 (M)
2008	Buccaneers, 19-13 (TB)
2011	Buccaneers, 24-20 (M)
2012	Buccaneers, 36-17 (M)
2014	Vikings, 19-13 (TB) *

\* Overtime

**NEW ENGLAND**

1976	Patriots, 31-14 (TB)
1985	Patriots, 32-14 (TB)
1988	Patriots, 10-7 (NE) *
1997	Buccaneers, 27-7 (TB)
2000	Buccaneers, 21-16 (NE)
2005	Patriots, 28-0 (NE)
2009	Patriots, 35-7 (LDN) **
2013	Patriots, 23-3 (NE)

\* Overtime

\*\* Game played in London, NFL International Series

**NEW ORLEANS**

1977	Buccaneers, 33-14 (NO)
1978	Saints, 17-10 (TB)
1979	Saints, 42-14 (TB)
1981	Buccaneers, 31-14 (NO)
1982	Buccaneers, 13-10 (NO)
1983	Saints, 24-21 (TB)
1984	Saints, 17-13 (NO)
1985	Saints, 20-13 (NO)
1986	Saints, 38-7 (NO)
1987	Saints, 44-34 (NO)
1988	Saints, 13-9 (NO)
1989	Buccaneers, 20-10 (TB)
1990	Saints, 35-7 (NO)
1991	Saints, 23-7 (NO)
1992	Saints, 23-21 (NO)
1994	Saints, 9-7 (TB)
1996	Buccaneers, 13-7 (TB)
1998	Saints, 9-3 (NO)
1999	Buccaneers, 31-16 (NO)
2001	Buccaneers, 48-21 (TB)
2002	Saints, 26-20 (TB) * Saints, 23-20 (NO)
2003	Saints, 17-14 (TB) Buccaneers, 14-7 (NO)
2004	Buccaneers, 20-17 (NO) Saints, 21-17 (TB)
2005	Buccaneers, 10-3 (NO) # Buccaneers, 27-13 (TB)
2006	Saints, 24-21 (NO) Saints, 31-14 (TB)
2007	Buccaneers, 31-14 (TB) Buccaneers, 27-23 (NO)
2008	Saints, 24-20 (NO) Buccaneers, 23-20 (TB)

2009	Saints, 38-7 (TB) Buccaneers 20-17, (NO) *
2010	Saints, 31-6 (TB) Buccaneers, 23-13 (NO)
2011	Buccaneers, 26-20 (TB) Saints, 27-16 (NO)
2012	Saints, 35-28 (TB) Saints, 41-0 (NO)
2013	Saints, 16-14 (TB) Saints, 41-17 (NO)
2014	Saints, 37-31 (NO) * Saints, 23-20 (TB)
2015	Buccaneers, 26-19 (NO) Saints, 24-17 (TB)
2016	Buccaneers, 16-11 (TB) Saints, 31-24 (NO)

\* Overtime

# Game Played in Baton Rouge, LA

**NEW YORK GIANTS**

1977	Giants, 10-0 (TB)
1978	Giants, 19-13 (TB)
	Giants, 17-14 (NY)
1979	Giants, 17-14 (NY) Buccaneers, 31-3 (TB)
1980	Buccaneers, 30-13 (TB)
1984	Giants, 17-14 (NY) Buccaneers, 20-17 (TB)
1985	Giants, 22-20 (NY)
1991	Giants, 21-14 (TB)
1993	Giants, 23-7 (NY)
1997	Buccaneers, 20-8 (NY)
1998	Buccaneers, 20-3 (TB)
1999	Giants, 17-13 (TB)
2003	Buccaneers, 19-13 (TB)
2006	Giants, 17-3 (NY)
2007	Giants, 24-14 (TB) **
2009	Giants, 24-0 (TB)
2012	Giants, 41-34 (NY)
2015	Giants, 32-18 (TB)

\*\* NFC Wild Card Playoff Game

**NEW YORK JETS**

1976	Jets, 34-0 (NY)
1982	Jets, 32-17 (NY)
1984	Buccaneers, 41-21 (TB)
1985	Jets, 62-28 (NY)
1990	Jets, 16-14 (TB)
1991	Jets, 16-13 (NY)
1997	Jets, 31-0 (NY)
2000	Jets, 21-17 (TB)
2005	Jets, 14-12 (NY)
2009	Jets, 26-3 (TB)
2013	Jets, 18-17 (NY)

**OAKLAND<sup>^</sup>**

1976	Raiders, 49-16 (O)
1981	Raiders, 18-16 (O)
1993	Raiders, 27-20 (LA)
1996	Buccaneers, 20-17 (TB) *
1999	Raiders, 45-0 (O)
2002	Buccaneers, 48-21 (SD) **
2004	Raiders, 30-20 (O)
2008	Raiders, 31-24 (TB)
2012	Buccaneers, 42-32 (O)
2016	Raiders, 30-24 (TB) *

<sup>^</sup> Franchise located in Los Angeles from 1982-94

\* Overtime

\*\* Super Bowl XXXVII in San Diego

## PHILADELPHIA

1977	Eagles, 13-3 (P)
1979	Buccaneers, 24-17 (TB) **
1981	Eagles, 20-10 (P)
1988	Eagles, 41-14 (TB)
1991	Buccaneers, 14-13 (TB)
1995	Buccaneers, 21-6 (P)
1999	Buccaneers, 19-5 (P)
2000	Eagles, 21-3 (P)***
2001	Eagles, 17-13 (TB)
	Eagles, 31-9 (P)***
2002	Eagles, 20-10 (P)
	Buccaneers, 27-10 (P)****
2003	Buccaneers, 17-0 (P)
2006	Buccaneers, 23-21 (TB)
2009	Eagles, 33-14 (P)
2012	Eagles, 23-21 (TB)
2013	Eagles, 31-20 (TB)
2015	Buccaneers, 45-17 (P)

\*\* NFC Divisional Playoff Game

\*\*\* NFC Wild Card Playoff Game

\*\*\*\* NFC Championship Game

## PITTSBURGH

1976	Steelers, 42-0 (P)
1980	Steelers, 24-21 (TB)
1983	Steelers, 17-12 (P)
1989	Steelers, 31-22 (TB)
1998	Buccaneers, 16-3 (TB)
2001	Steelers, 17-10 (TB)
2002	Steelers, 17-7 (TB)
2006	Steelers, 20-3 (P)
2010	Steelers, 38-13 (TB)
2014	Buccaneers, 27-24 (P)

## SAN DIEGO

1976	Chargers, 23-0 (TB)
1981	Chargers, 24-23 (TB)
1987	Chargers, 17-13 (TB)
1990	Chargers, 41-10 (SD)
1992	Chargers, 29-14 (SD)
1993	Chargers, 32-17 (TB)
1996	Buccaneers, 25-17 (SD)
2004	Chargers, 31-24 (SD)
2008	Chargers, 41-24 (TB)
2012	Buccaneers, 34-24 (TB)
2016	Buccaneers, 28-21 (SD)

## SAN FRANCISCO

1977	49ers, 20-10 (SF)
1978	49ers, 6-3 (SF)
1979	49ers, 23-7 (SF)
1980	Buccaneers, 24-23 (SF)
1983	49ers, 35-21 (SF)
1984	49ers, 24-17 (SF)
1986	49ers, 31-7 (TB)
1987	49ers, 24-10 (TB)
1989	49ers, 20-16 (TB)
1990	49ers, 31-7 (SF)
1992	49ers, 21-14 (SF)
1993	49ers, 45-21 (TB)
1994	49ers, 41-16 (SF)
1997	Buccaneers, 13-6 (TB)
2002	Buccaneers, 31-6 (TB)**
2003	49ers, 24-7 (SF)
2004	Buccaneers, 35-3 (TB)
2005	49ers, 15-10 (SF)
2007	49ers, 21-19 (SF)
2010	Buccaneers, 21-0 (SF)
2011	49ers, 48-3 (SF)
2013	49ers, 33-14 (TB)
2016	Buccaneers, 34-17 (SF)

\*\* NFC Divisional Playoff Game

## SEATTLE

1976	Seahawks, 13-10 (TB)
1977	Seahawks, 30-23 (S)
1994	Seahawks, 22-21 (S)
1996	Seahawks, 17-13 (TB)
1999	Buccaneers, 16-3 (S)
2004	Seahawks, 10-6 (TB)
2006	Seahawks, 23-7 (TB)
2007	Seahawks, 20-6 (S)
2008	Buccaneers, 20-10 (TB)
2009	Buccaneers, 24-7 (S)
2010	Buccaneers, 38-15 (TB)
2013	Seahawks, 27-24 (S)*
2016	Buccaneers, 14-5 (TB)

\* Overtime

## TENNESSEE^

1976	Oilers, 20-0 (H)
1980	Oilers, 20-14 (H)
1983	Buccaneers, 33-24 (TB)
1989	Oilers, 20-17 (H)
1995	Oilers, 19-7 (H)
1998	Oilers, 31-22 (TB)
2001	Titans, 31-28 (T)*
2003	Titans, 33-13 (T)
2007	Buccaneers, 13-10 (TB)
2011	Titans, 23-17 (T)

^ Franchise located in Houston prior to 1997

\* Overtime

## WASHINGTON

1977	Redskins, 10-0 (TB)
1982	Redskins, 21-13 (TB)
1989	Redskins, 32-28 (W)
1993	Redskins, 23-17 (TB)
1994	Buccaneers, 26-21 (TB)
	Buccaneers, 17-14 (W)
1995	Buccaneers, 14-6 (TB)
1996	Buccaneers, 24-10 (TB)
1998	Redskins, 20-16 (W)
1999	Buccaneers, 14-13 (TB) **
2000	Redskins, 20-17 (W)*
2003	Buccaneers, 35-13 (W)
2004	Redskins, 16-10 (W)
2005	Buccaneers, 36-35 (TB)
	Redskins, 17-10 (TB)***
2006	Buccaneers, 20-17 (TB)
2007	Buccaneers, 19-13 (TB)
2009	Redskins, 16-13 (W)
2010	Buccaneers, 17-16 (W)
2012	Redskins, 24-22 (TB)
2014	Buccaneers, 27-7 (W)

\* Overtime

\*\* NFC Divisional Playoff Game

\*\*\* NFC Wild Card Playoff Game

# ALL-TIME DIVISIONAL STANDINGS

2002-Pres. Bucs compete in NFC South • 1977-2001 Bucs competed in NFC Central • 1976 Bucs competed in AFC West

## 2016

	Overall	Division
• Atlanta	11-5	5-5
Tampa Bay	9-7	4-2
New Orleans	7-9	2-4
Carolina	6-10	1-5

## 2015

	Overall	Division
• Carolina	15-1	5-1
Atlanta	8-8	1-5
New Orleans	7-9	3-3
Tampa Bay	6-10	3-3

## 2014

	Overall	Division
• Carolina	7-8-1	4-2
• New Orleans	7-9	3-3
Atlanta	6-10	5-1
Tampa Bay	2-14	0-6

## 2013

	Overall	Division
• Carolina	12-4	5-1
• New Orleans	11-5	5-1
Atlanta	4-12	1-5
Tampa Bay	4-12	1-5

## 2012

	Overall	Division
• Atlanta	13-3	3-3
Carolina	7-9	3-3
New Orleans	7-9	3-3
Tampa Bay	7-9	3-3

## 2011

	Overall	Division
• New Orleans	13-3	5-1
• Atlanta	10-6	3-3
Carolina	6-10	2-4
Tampa Bay	4-12	2-4

## 2010

	Overall	Division
• Atlanta	13-3	5-1
• New Orleans	11-5	4-2
Tampa Bay	10-6	3-3
Carolina	2-14	0-6

## 2009

	Overall	Division
• New Orleans	13-3	4-2
Atlanta	9-7	3-3
Carolina	8-8	4-2
Tampa Bay	3-13	1-5

## 2008

	Overall	Division
• Carolina	12-4	4-2
• Atlanta	11-5	3-3
Tampa Bay	9-7	3-3
New Orleans	8-8	2-4

## 2007

	Overall	Division
• Tampa Bay	9-7	5-1
Carolina	7-9	3-3
New Orleans	7-9	3-3
Atlanta	4-12	1-5

## 2006

	Overall	Division
• New Orleans	10-6	4-2
Carolina	8-8	5-1
Atlanta	7-9	3-3
Tampa Bay	4-12	0-6

## 2005

	Overall	Division
• Tampa Bay	11-5	5-1
• Carolina	11-5	4-2
Atlanta	8-8	2-4
New Orleans	3-13	1-5

## 2004

	Overall	Division
• Atlanta	11-5	4-2
New Orleans	8-8	3-3
Carolina	7-9	3-3
Tampa Bay	5-11	2-4

## 2003

	Overall	Division
• Carolina	11-5	5-1
New Orleans	8-8	3-3
Tampa Bay	7-9	2-4
Atlanta	5-11	2-4

## 2002

	Overall	Division
• Tampa Bay	12-4	4-2
• Atlanta	9-6-1	4-2
New Orleans	9-7	3-3
Carolina	7-9	1-5

## 2001

	Overall	Division
• Chicago	13-3	6-2
• Green Bay	12-4	6-2
• Tampa Bay	9-7	4-4
Minnesota	5-11	3-5
Detroit	2-14	1-7

## 2000

	Overall	Division
• Minnesota	11-5	5-3
• Tampa Bay	10-6	4-4
Green Bay	9-7	5-3
Detroit	9-7	3-5
Chicago	5-11	3-5

## 1999

	Overall	Division
• Tampa Bay	11-5	5-3
• Minnesota	10-6	4-4
• Detroit	8-8	4-4
Green Bay	8-8	4-4
Chicago	6-10	3-5

## 1998

	Overall	Division
• Minnesota	15-1	7-1
• Green Bay	11-5	4-4
Tampa Bay	8-8	4-4
Detroit	5-11	4-4
Chicago	4-12	1-7

## 1997

	Overall	Division
• Green Bay	13-3	7-1
• Tampa Bay	10-6	3-5
• Minnesota	9-7	6-2
• Detroit	9-7	3-5
Chicago	4-12	1-7

## 1996

	Overall	Division
• Green Bay	13-3	7-1
Minnesota	9-7	5-3
Chicago	7-9	3-5
Tampa Bay	6-10	2-6
Detroit	5-11	3-5

## 1995

	Overall	Division
• Green Bay	11-5	5-3
• Detroit	10-6	6-2
Chicago	9-7	4-4
Minnesota	8-8	3-5
Tampa Bay	7-9	2-6

## 1994

	Overall	Division
• Minnesota	10-6	5-3
• Detroit	9-7	6-2
• Chicago	9-7	4-4
• Green Bay	9-7	3-5
Tampa Bay	6-10	2-6

## 1993

	Overall	Division
• Detroit	10-6	4-4
• Minnesota	9-7	6-2
• Green Bay	9-7	4-4
Chicago	7-9	3-5
Tampa Bay	5-11	3-5

## 1992

	Overall	Division
• Minnesota	11-5	7-1
Green Bay	9-7	4-4
Tampa Bay	5-11	3-5
Chicago	5-11	3-5
Detroit	5-11	3-5

## 1991

	Overall	Division
• Detroit	12-4	6-2
• Chicago	11-5	7-1
Minnesota	8-8	3-5
Green Bay	4-12	3-5
Tampa Bay	3-13	1-7

## 1990

	Overall	Division
• Chicago	11-5	6-2
Tampa Bay	6-10	5-3
Detroit	6-10	3-5
Green Bay	6-10	3-5
Minnesota	6-10	3-5

## 1989

	Overall	Division
• Minnesota	10-6	6-2
Green Bay	10-6	5-3
Detroit	7-9	4-4
Chicago	6-10	2-6
Tampa Bay	5-11	3-5

## 1988

	Overall	Division
• Chicago	12-4	6-2
• Minnesota	11-5	6-2
Tampa Bay	5-11	4-4
Detroit	4-12	2-6
Green Bay	4-12	2-6

## 1987

	Overall	Division
• Chicago	11-4	7-0
• Minnesota	8-7	3-5
Green Bay	5-9-1	3-4
Tampa Bay	4-11	3-4
Detroit	4-11	2-5

• Qualified for playoffs

OWNERSHIP

PLAYERS

2016 IN REVIEW

HISTORY

RECORDS

SIDELINES



# ALL-TIME DIVISIONAL STANDINGS

2002-Pres. Bucs compete in NFC South • 1977-2001 Bucs competed in NFC Central • 1976 Bucs competed in AFC West

## 1986

	Overall	Division
• Chicago	14-2	7-1
Minnesota	8-8	6-2
Detroit	5-11	3-5
Green Bay	4-12	3-5
Tampa Bay	2-14	1-7

## 1985

	Overall	Division
• Chicago	15-1	8-0
Green Bay	8-8	6-2
Minnesota	7-9	3-5
Detroit	7-9	2-6
Tampa Bay	2-14	1-7

## 1984

	Overall	Division
• Chicago	10-6	7-1
Green Bay	8-8	5-3
Tampa Bay	6-10	3-5
Detroit	4-11-1	3-5
Minnesota	3-13	2-6

## 1983

	Overall	Division
• Detroit	9-7	7-1
Green Bay	8-8	4-4
Chicago	8-8	4-4
Minnesota	8-8	4-4
Tampa Bay	2-14	1-7

## 1982

(No official champion due to strike)

	Overall	Division
• Green Bay	5-3-1	1-2
• Minnesota	5-4	3-1
• Tampa Bay	5-4	2-1
• Detroit	4-5	3-3
Chicago	4-5	1-3

## 1981

	Overall	Division
• Tampa Bay	9-7	6-2
Detroit	8-8	4-4
Green Bay	8-8	4-4
Minnesota	7-9	4-4
Chicago	6-10	2-6

## 1980

	Overall	Division
• Minnesota	9-7	5-3
Detroit	9-7	5-3
Chicago	7-9	5-3
Tampa Bay	5-10-1	1-6-1
Green Bay	5-10-1	3-4-1

## 1979

	Overall	Division
• Tampa Bay	10-6	6-2
• Chicago	10-6	5-3
Minnesota	7-9	5-3
Green Bay	5-11	3-5
Detroit	2-14	1-7

## 1978

	Overall	Division
• Minnesota	8-7-1	5-2-1
Green Bay	8-7-1	5-2-1
Detroit	7-9	4-4
Chicago	7-9	3-5
Tampa Bay	5-11	2-6

## 1977

	Overall	Division
• Minnesota	9-5	6-1
• Chicago	9-5	6-1
Detroit	6-8	2-5
Green Bay	4-10	2-5
Tampa Bay	2-12	0-4

## 1976

	Overall	Division
• Oakland	13-1	7-0
Denver	9-5	5-2
San Diego	6-8	2-5
Kansas City	5-9	2-5
Tampa Bay	0-14	0-4

• Qualified for playoffs

# ALL-TIME ATTENDANCE

(Regular Season Only)

YEAR	HOME GAMES	ATTENDANCE	AVG	YEAR	ROAD GAMES	ATTENDANCE	AVG
1976	7	309,184	44,169	1976	7	324,086	46,298
1977	7	368,458	52,637	1977	7	341,766	48,824
1978	8	504,436	63,054	1978	8	396,292	49,537
1979	8	545,980	68,248	1979	8	436,994	54,624
1980	8	522,785	65,348	1980	8	437,098	54,637
1981	8	536,936	67,117	1981	8	465,102	58,138
1982	5	328,660	65,732	1982	4	197,874	49,469
1983	8	398,414	49,802	1983	8	476,909	59,614
1984	8	362,856	45,357	1984	8	431,596	53,950
1985	8	310,027	38,753	1985	8	374,307	46,788
1986	8	320,647	40,081	1986	8	349,832	43,729
1987	7	303,676	43,382	1987	8	361,959	45,245
1988	8	388,257	48,532	1988	8	364,421	45,553
1989	8	439,685	54,961	1989	8	412,571	51,571
1990	8	455,776	56,972	1990	8	440,138	55,017
1991	8	375,016	46,877	1991	8	419,459	52,432
1992	8	397,586	49,698	1992	8	415,198	51,900
1993	8	377,498	47,187	1993	8	474,685	59,336
1994	8	367,443	45,930	1994	8	418,623	52,328
1995	8	473,546	59,193	1995	8	431,130	53,891
1996	8	333,350	41,669	1996	8	437,307	54,663
1997	8	543,514	67,939	1997	8	459,316	57,415
1998	8	518,047	64,756	1998	8	491,128	61,391
1999	8	522,691	65,336	1999	8	478,176	59,772
2000	8	524,775	65,597	2000	8	555,954	69,494
2001	8	524,498	65,562	2001	8	513,830	64,229
2002	8	525,009	65,626	2002	8	519,889	64,986
2003	8	524,352	65,544	2003	8	562,981	70,373
2004	8	522,720	65,340	2004	8	523,354	65,419
2005	8	521,741	65,218	2005	8	523,095	65,387
2006	8	524,661	65,583	2006	8	546,120	68,265
2007	8	522,530	65,316	2007	8	537,314	67,164
2008	8	516,088	64,511	2008	8	532,965	66,621
2009	8*	525,194	65,649	2009	8	568,475	71,059
2010	8	394,513	49,314	2010	8	542,501	67,812
2011	8**	473,281	59,160	2011	8	545,969	68,246
2012	8	440,819	55,102	2012	8	563,638	70,455
2013	8	470,548	58,819	2013	8	545,574	68,197
2014	8	476,273	59,534	2014	8	546,545	68,318
2015	8	492,480	61,560	2015	8	548,916	68,615
2016	8	484,998	60,625	2016	8	569,602	71,200
<b>TOTALS</b>	<b>322</b>	<b>18,028,129</b>	<b>55,988</b>	<b>TOTALS</b>	<b>322</b>	<b>19,077,689</b>	<b>59,247</b>

\*Home game vs. New England (10/25/09) was played as part of the NFL's International Series at Wembley Stadium, London, England (84,254). \*\*Home game vs. Chicago (10/23/11) was played as part of the NFL's International Series at Wembley Stadium, London, England (76,981).

# TOP TEN ATTENDANCE

DATE	OPPONENT	SCORE	RESULT	CROWD
Raymond James Stadium – Top 10 Attendance				
1.	1/15/00	* Washington	14-13	W 65,835
2.	10/22/06	Philadelphia	23-21	W 65,808
3.	12/6/99	Minnesota	24-17	W 65,741
4.	10/15/06	Cincinnati	14-13	W 65,732
5.	12/26/99	Green Bay	29-10	W 65,723
6.	11/19/06	Washington	20-17	W 65,699
7.	12/10/06	Atlanta	17-6	L 65,691
8.	12/23/02	Pittsburgh	17-7	L 65,684
9.	11/24/02	Green Bay	21-7	W 65,672
10.	11/3/02	Minnesota	38-24	W 65,667

\* Playoff Game



Barron, Mark	S	24, 23	Alabama	3	2012-14	37	37
Bartalo, Steve	RB	42	Colorado State	1	1987	9	0
Barth, Connor	K	10	North Carolina	6	2009-13*, 2015	68	0
Battaglia, Marco	TE	81	Rutgers	1	2002	2	0
Bax, Carl	G	75	Missouri	2	1989-90	15	10
Becht, Anthony	TE	88	West Virginia	3	2005-07	48	34
Beckles, Ian	G	62	Indiana	7	1990-96	101	97
Bell, Jerry	TE	82	Arizona State	5	1982-86	60	30
Bell, Kerwin	QB	11	Florida	1	1989	0	0
Bell, Ricky	RB	42	Southern California	5	1977-81	60	50
Bell, Theo	WR	83	Arizona	5	1981-85	70	13
Bellisari, Greg	LB	52	Ohio State	2	1997-98	16	0
<b>Benenoch, Caleb</b>	<b>OL</b>	<b>77</b>	<b>UCLA</b>	<b>1</b>	<b>2016</b>	<b>5</b>	<b>1</b>
Benjamin, Ryan	LS	66	South Florida	2	2002-03	26	0
Benn, Arrelious	WR	17	Illinois	3	2010-12	37	23
Bennett, Charles	DE	93, 92	Clemson	2	2006-07*	3	0
Bennett, Michael A.	RB	29	Wisconsin	2	2007-08	13	1
Bennett, Michael	DL	71	Texas A&M	4	2009-12	50	27
Berns, Rick	RB	36	Nebraska	2	1979-80	32	3
Bidwell, Josh	P	9	Oregon	6	2004-09*	80	0
Biggers, E.J.	CB	31	Western Michigan	4	2009-12*	45	24
Bishop, Harold	TE	89	Louisiana State	1	1994	6	0
Black, Ahmad	S	43	Florida	3	2011-13	24	3
Black, Quincy	LB	58	New Mexico	6	2007-12	81	40
Blackman, Ken	G	66	Illinois	1	1999	0	0
Blados, Brian	G	69	South Carolina	1	1992	2	0
Blahak, Joe	CB	21	Nebraska	1	1976	2	1
Blanchard, Tom	P	16	Oregon	3	1979-81	35	0
Bligen, Dennis	RB	38	St. John's	1	1986	2	0
Blount, Jeb	QB	17	Tulsa	1	1977	5	4
Blount, LeGarrette	RB	27	Oregon	3	2010-12	40	21
Boatner, Mack	RB	34	Southeast Louisiana	1	1986	7	0
Bolden, Juran	CB	21	Mississippi Delta	2	2005-06	32	13
<b>Bond, Devante</b>	<b>LB</b>	<b>59</b>	<b>Oklahoma</b>	<b>1</b>	<b>2016</b>	<b>0</b>	<b>0</b>
Bonness, Rik	LB	53	Nebraska	3	1977-79	45	2
Booty, John	S	44	TCU	1	1995	7	2
Boryla, Mike	QB	10	Stanford	2	1977-78*	1	1
Boston, David	WR	89	Ohio State	1	2007	0	0
Bouie, Tony	S	23	Arizona	4	1995-98	57	4
Bowers, Da'Quan	DE	91	Clemson	5	2011-15	53	10
Boyett, Lon	TE	84	Cal State-Northridge	1	1977	0	0
Bradford, Allen	RB	21	Southern California	1	2011	1	0
Bradley, Jon	DT	73, 91	Arkansas State	3	2004-06	26	3
Bradley, Mark	WR	16	Oklahoma	1	2009	0	0
Brady, Ed	LB	53	Illinois	4	1992-95	64	0
Brady, Jeff	LB	57	Kentucky	1	1994	16	0
Brady, Ricky	TE	49	Oklahoma	1	1997^	0	0
Braggs, Byron	DE	71	Alabama	1	1984	14	0
Brantley, Scot	LB	52	Florida	8	1980-87	114	71
Branton, Gene	TE/WR	80	Texas Southern	2	1983, 85	3	0
<b>Brate, Cameron</b>	<b>TE</b>	<b>84</b>	<b>Harvard</b>	<b>3</b>	<b>2014-16</b>	<b>34</b>	<b>15</b>
Brien, Doug	K	4	California	1	2001	2	0
Bright, Leon	RB/KR	29	Florida State	2	1984-85	21	0
Brindza, Kyle	K	2	Notre Dame	1	2015	4	0
Briscoe, Dezmon	WR	89	Kansas	2	2010-2011	18	2
Brooks, Derrick	LB	55	Florida State	14	1995-08	224	221
Brooks, James	RB	20	Auburn	1	1992	2	0
Brooks, Reggie	RB	41	Notre Dame	1	1996	11	4
Brown, Aaron	LB	55	Ohio State	3	1978-80	44	2
Brown, Cedric	S	34	Kent	9	1976-84	100	95
Brown, Kourtnei	DE	91	Clemson	1	2015	4	0
Brown, Lomas	T	75	Florida	1	2002	11	0
Brown, Selwyn	S	28	Miami (FL)	1	1988	4	0
Brown, Tim	WR	81	Notre Dame	1	2004	15	4
Browner, Joey	S	47	Southern California	1	1992	7	2
Browner, Keith	LB	57	Southern California	3	1984-86	47	28
Brownlow, Darrick	LB	55	Illinois	2	1992-93	31	4
Bruhlin, John	G	69	Tennessee	4	1988-91	49	21
Bryan, Chris	P	9	None	1	2010	4	0



Collins, Shawn	WR	89	Northern Arizona	1	1993	0	0
Colmer, Chris	T	61	North Carolina State	2	2005-06	0	0
Colzie, Neal	S	20	Ohio State	4	1980-83	46	29
Comella, Greg	FB	34	Stanford	1	2004	7	0
Compas, Jonathan	C	61	California-Davis	1	2009	2	0
<b>Conte, Chris</b>	<b>S</b>	<b>23</b>	<b>California</b>	<b>2</b>	<b>2015-16</b>	<b>28</b>	<b>24</b>
Cook, Jameel	FB	43, 33	Illinois	6	2001-05; 08	82	18
Cooper, Bert	LB	56	Florida State	1	1976	12	3
Cooper, Mark	T/G	71	Miami (FL)	3	1987-89	25	7
Cooper, Marquis	LB	58	Washington	2	2004-05	26	0
Copeland, Horace	WR	88,89	Miami (FL)	6	1993-98*	58	28
Cotney, Mark	S	33	Cameron State	9	1976-84*	113	92
Courson, Steve	G	72	South Carolina	2	1984-85	30	25
Cousins, Oniel	OL	75	UTEP	1	2014	16	7
Covington, Tony	S	25	Virginia	4	1991-94*	31	15
Cox, Torrie	CB	27, 24	Pittsburgh	7	2003-09*	56	4
Crabtree, Tom	TE	84	Miami (OH)	1	2013	7	5
Crawford, Casey	TE	89	Virginia	1	2002	4	0
Crisman, Joel	G	68	Southern California	1	1996	9	0
Criswell, Ray	P	13	Florida	2	1987-88	19	0
Crockett, Zack	FB	30	Florida State	1	2007	1	0
<b>Cross, Alan</b>	<b>TE</b>	<b>45</b>	<b>Memphis</b>	<b>1</b>	<b>2016</b>	<b>14</b>	<b>0</b>
Crowder, Randy	DE/DT	71	Penn State	3	1978-80	32	10
Crowder, Tim	DE	96	Texas	3	2009-11	41	13
Crowell, Angelo	LB	59	Virginia	1	2009*	0	0
Culpepper, Brad	DT	73, 77	Florida	6	1994-99	93	80
Culpepper, Willie	WR	81	Southwest Louisiana	1	1992	3	0
Current, Mike	T	74	Ohio State	1	1976	14	14
Curry, Craig	S	31	Texas	3	1984-86	37	16
Curry, DeMarcus	T	76	Auburn	2	2000-01	3	0
Curry, Eric	DE	75	Alabama	5	1993-97	59	44
Cutrerera, Jacob	LB	51	LSU	3	2011-13*	16	0

# D

Darby, Alvis	TE	82	Florida	1	1978	6	1
Darby, Chartric	DT	91	South Carolina State	4	2001-04	61	23
Darby, Kenneth	RB	33	Alabama	1	2007	1	0
Darns, Phil	DE	75	Mississippi Valley State	1	1984	2	0
<b>David, Lavonte</b>	<b>LB</b>	<b>54</b>	<b>Nebraska</b>	<b>5</b>	<b>2012-16</b>	<b>78</b>	<b>78</b>
Davis, Anthony	RB	28	Southern California	1	1977	11	6
Davis, Anthony	T	69	Virginia Tech	6	2003-08	47	32
Davis, Charlie	RB	26	Colorado	1	1976	7	4
Davis, Don	LB	58	Kansas	3	1998-00	35	0
Davis, Gary	RB	28	Cal Poly SLO	2	1980-81	22	2
Davis, Greg	PK	8	The Citadel	1	1987	0	0
Davis, Jeff	LB	58	Clemson	6	1982-87	83	72
Davis, John	TE	80, 87	Emporia State	3	1997-99	40	2
Davis, Johnny	FB	38	Alabama	3	1978-80	46	20
Davis, Reuben	DE	79	North Carolina	5	1988-92	65	55
Davis, Ricky	DB	27	Alabama	1	1976	11	0
Davis, Sammy	CB	22	Texas A&M	1	2007	14	1
Davis, Tony	RB	27	Nebraska	3	1979-81	47	2
Davis, Tyree	WR	82	Central Arkansas	2	1994-95	1	0
Dawsey, Lawrence	WR	80	Florida State	5	1991-95	57	41
Dawson, Skye	WR	18	Texas Christian	1	2013	7	0
DeBerg, Steve	QB	17	San Jose State	6	1984-87; 92-93	64	37
Deese, Derrick	T	70	Southern California	1	2004	16	16
Delaney, Jeff	S	24	Pittsburgh	1	1981	2	0
Demps, Jeff	RB	28	Florida	1	2013	2	0
Denman, Chris	T	74	Fresno State	1	2007*	0	0
DePaola, Andrew	LS	48	Rutgers	3	2014-16	48	0
Diaz, Jorge	G	64	Texas A&M-Kingsville	4	1996-99	52	45
Dickinson, Parnell	QB	18	Mississippi Valley State	1	1976	8	1
Dierking, Scott	FB/RB	25	Purdue	1	1984	8	2
Dile, Marc	OL	62	South Florida	1	2009	0	0
Diles, Zac	LB	53	Kansas State	1	2011	7	0
Differ, Trent	QB	12	Fresno State	6	1994-99	79	76
Dilger, Ken	TE	85	Illinois	3	2002-04	47	44
Dill, Scott	G/T	76	Memphis	6	1990-95	59	46

## SIDELINES

Dimry, Charles	CB	39	UNLV	3	1994-96	48	39
Dixon, Brandon	CB	39	Northwest Missouri State	1	2014	14	0
Dixon, Dwayne	WR	81	Florida	2	1984; 87	12	0
Dogins, Kevin	C	65	Texas A&M-Kingsville	5	1996-00	18	9
Dombrowski, Paul	S	47	Linfield (OR)	1	1985	6	0
<b>Dotson, Demar</b>	<b>T</b>	<b>69</b>	<b>Southern Mississippi</b>	<b>7</b>	<b>2009-16*</b>	<b>89</b>	<b>65</b>
Dotson, Santana	DT/DE	71	Baylor	4	1992-95	64	46
Douglas, Derrick	RB	37	Louisiana Tech	1	1990	0	0
Douglas, David	WR	89	Arizona	1	2012	1	0
Douglas, Freddie	WR	84	Arkansas	1	1976	7	1
Drewrey, Willie	WR/PR	87	West Virginia	4	1989-92	57	3
DuBose, Demetrius	LB	93	Notre Dame	4	1993-96	60	5
DuBose, Jimmy	RB	35	Florida	3	1976-78	33	15
Duckens, Mark	DE/DT	95	Arizona State	1	1992	5	3
Dudley, Rickey	TE	88	Ohio State	3	2002-04	24	5
Duncan, Jamie	LB	59	Vanderbilt	4	1998-01	59	36
Dunn, K.D.	TE	80, 85	Clemson	2	1985-86	14	0
Dunn, Warrick	RB	28	Florida State	6	1997-01; 08	91	71
<b>Dye, Donteea</b>	<b>WR</b>	<b>17</b>	<b>Heidelberg</b>	<b>2</b>	<b>2015-16</b>	<b>11</b>	<b>6</b>
E							
Easmon, Ricky	CB	26	Florida	2	1985-86	15	2
Eckwood, Jerry	RB	43	Arkansas	3	1979-81	47	30
Economos, Andrew	LS	48	Georgia Tech	7	2006-13	108	0
Edmonds, Bobby Joe	RB/KR	41	Arkansas	1	1995	16	0
Edwards, Kadeem	G	71, 73	Tennessee State	1	2014	0	0
Edwards, Mario	CB	27	Florida State	1	2004	15	3
Elder, Donnie	S/CB	40	Memphis	2	1988-89	32	0
<b>Elliott, Javien</b>	<b>CB</b>	<b>35</b>	<b>Florida State</b>	<b>1</b>	<b>2016</b>	<b>6</b>	<b>1</b>
Ellison, Jerry	RB	37	Tenn.-Chattanooga	4	1995-98	64	5
English, Larry	DE	57	Northern Illinois	2	2014-15*	12	1
Emanuel, Bert	WR	87	Rice	2	1998-99	22	21
Erickson, Craig	QB	7	Miami (FL)	3	1992-94	37	30
Eubanks, Darius	LB	49	Georgia Southern	1	2015	0	0
Evans, James	FB	38	Southern	1	1987	1	0
Evans, Maurice	DE	96	Penn State	1	2009	0	0
<b>Evans, Mike</b>	<b>WR</b>	<b>13</b>	<b>Texas A&amp;M</b>	<b>3</b>	<b>2014-16</b>	<b>46</b>	<b>45</b>
Everett, Eric	CB/S	42	Texas Tech	1	1990	16	0
Everett, Thomas	S	22	Baylor	2	1994-95	28	25
F							
Faine, Jeff	C	52	Notre Dame	4	2008-2011	51	51
Farmer, Dave	FB	41	Southern California	1	1978	3	0
Farmer, Karl	WR	84	Pittsburgh	1	1978	2	0
Farquhar, John	TE	89	Duke	1	1996	1	0
Farrell, Sean	G/T	62	Penn State	5	1982-86	64	59
Fatinikun, Olatunji	DE	96	Toledo	2	2014-15	12	0
Ferguson, Joe	QB	12	Arkansas	2	1988-89	7	3
Fest, Howard	G-T	72	Texas	2	1976-77	15	14
Fielder, Don	DE	65	Kentucky	1	1985	11	0
Figurs, Yamon	WR	16	Kansas State	1	2009	3	0
Fletcher, Dane	LB	50	Montana State	1	2014	16	4
Ford, Chris	WR	81	Lamar	1	1990	1	0
Ford, Mike	QB	10	SMU	2	1981-82	0	0
Foster, Mason	LB	59	Washington	4	2011-	57	54
Fragel, Reid	T	79	Ohio State	1	2015	1	0
France, Todd	K	4	Toledo	1	2005	1	0
Franklin, Collin	TE	85	Iowa State	1	2011	2	0
Franklin, Larry	WR	80	Jackson State	1	1978	2	0
Franklin, Pat	RB	35	Southwest Texas State	1	1986	8	1
Freeman, Josh	QB	5	Kansas State	5	2009-13	60	57
Freeman, Phil	WR	81	Arizona	3	1985-87	37	11
Freitas, Rockne	T	74	Oregon State	1	1978	13	2
Frey, Isaiah	CB	32, 28	Nevada	1	2014	8	0
Frizzell, William	S	33	N. Carolina Central	1	1991	16	4
Frost, Scott	S	21	Nebraska	1	2003	4	0
Fullington, Darrell	S	27	Miami (FL)	2	1991-92	27	13
Fulton, Xavier	T	68	Illinois	1	2009*	0	0
Fusina, Chuck	QB	14	Penn State	3	1979-81	7	0
Futrell, Bobby	CB/S	36	Elizabeth City State	5	1986-90	61	17

G							
Gaitor, Anthony	CB	26	Florida International	3	2011-2013*	12	2
Galloway, Joey	WR	84	Ohio State	5	2004-08	66	56
Gant, Brian	LB	91	Illinois State	1	1987	11	3
Gant, Kenneth	S	29	Albany (GA) State	3	1995-97	41	3
Garcia, Frank	P	5	Arizona	5	1983-87	76	0
Garcia, Jeff	QB	7	San Jose State	2	2007-08	25	24
Garner, Charlie	RB	30	Tennessee	1	2004	3	3
Garrett, Jason	QB	17	Princeton	1	2004	0	0
Gates, Lionel	RB	28	Louisville	2	2006-07	1	0
Gay, Everett	WR	89	Texas	1	1989	0	0
George, Jeremiah	LB	52	Iowa State	1	2015	15	0
Gessner, Chas	WR	83	Brown	1	2007	1	0
<b>Gholston, William</b>	<b>DE</b>	<b>92</b>	<b>Michigan State</b>	<b>4</b>	<b>2013-16</b>	<b>57</b>	<b>36</b>
Gibson, David	S	46, 34, 22	Southern California	4	2000-03	34	0
Gibson, Gary	DT	95	Rutgers	2	2012-13	29	2
Gilbeaux, Brandon	DE	72	Delaware	1	2010*	0	0
Gilberry, Wallace	DL	92	Alabama	1	2012	0	0
Giles, Jimmie	TE	88	Alcorn State	9	1978-86	121	112
Gilkey, Garrett	OL	72	Chadron State	1	2014	16	1
Gill, Randy	LB	49	San Jose State	1	1978	1	0
Gillespie, Willie	WR	83	Tenn.-Chattanooga	1	1986	2	0
Gilmore, John	TE	88	Penn State	3	2008-10	45	23
Gilreath, David	WR	84	Wisconsin	1	2012	0	0
Gladman, Charles	RB	37	Pittsburgh	1	1987	2	0
<b>Glanton, Adarius</b>	<b>LB</b>	<b>53</b>	<b>Florida Atlantic</b>	<b>2</b>	<b>2015-16</b>	<b>21</b>	<b>0</b>
Glaud, Ka'lial	LB	58	Rutgers	1	2013	7	0
Glennon, Mike	QB	8	North Carolina State	4	2013-16	21	18
Goff, Robert	DE	94	Auburn	2	1988-89	28	18
Gold, Ian	LB	52	Michigan	1	2004	16	13
Golden, Jack	LB	58	Oklahoma State	2	2002-03	17	0
Goldson, Dashon	S	38	Washington	2	2013-14	27	27
Golsteyn, Jerry	QB	11	Northern Illinois	2	1982-83	6	3
Gooch, Jeff	LB	50	Austin Peay	8	1996-01, 04-05*	105	22
Goode, Conrad	G	79	Missouri	1	1987	11	2
Goode, Kerry	RB	27	Alabama	1	1988	14	5
Goode, Najee	LB	53	West Virginia	1	2012	2	0
Goodspeed, Dan	T	64	Kent State	1	2002	0	0
Gordon, Sonny	S	31	Ohio State	1	1987	7	0
Gorrer, Danny	CB	36	Texas A&M	2	2012-13	13	1
Gottschalk, Ben	C	72	SMU	1	2016	2	1
Gradkowski, Bruce	QB	7, 5	Toledo	2	2006-07	17	11
Graham, Dan	C	65	Northern Illinois	1	1989	0	0
Graham, Don	LB	53	Penn State	1	1987	2	0
Graham, Earnest	RB	34, 33	Florida	8	2004-11	98	35
Gramatica, Martin	K	7, 10	Kansas State	6	1999-04	89	0
Grant, Darryl	DT	97	Rice	1	1991	2	0
Grant, David	DT	99	West Virginia	1	1992	2	0
Grant, Frank	WR	83	South Colorado State	1	1978	10	4
Gray, Jerry	S	20	Texas	1	1993	14	5
Green, Cornell	T/G	74	Central Florida	3	2002-03, 06	37	8
Green, Dave	P/K	4	Ohio	3	1976-78	44	0
Green, Hugh	LB	53	Pittsburgh	5	1981-85	54	53
Green, Jacques	WR	81	Florida	4	1998-01	56	37
Green, Rogerick	CB	26	Kansas State	3	1992-94*	12	1
Green, Willie	WR	82	Mississippi	1	1994	5	0
Greenwood, David	S	30	Wisconsin	1	1985	16	10
Gregory, Damian	DT	66	Illinois State	1	2004	6	0
Grice, Shane	G	68	Mississippi	1	2001	1	0
Griese, Brian	QB	8	Michigan	3	2004-05; 08	22	21
<b>Griffin, Ryan</b>	<b>QB</b>	<b>4</b>	<b>Tulane</b>	<b>2</b>	<b>2015-16</b>	<b>0</b>	<b>0</b>
<b>Grimes, Brent</b>	<b>CB</b>	<b>24</b>	<b>Shippensburg</b>	<b>1</b>	<b>2016</b>	<b>16</b>	<b>16</b>
Grimes, Randy	G/C	60	Baylor	10	1983-92*	118	104
Grimm, Cody	S	35	Virginia Tech	3	2010-12	23	12
Gruber, Paul	T	74	Wisconsin	12	1988-99	183	183
Gunn, Jimmy	LB	30	Southern California	1	1976	13	11
Gurley, Buck	DT	90	Florida	1	2002	8	0



	H							
OWNERSHIP	Haddix, Wayne	CB/S	45	Liberty	2	1990-91	22	20
	Hagins, Isaac	WR	81, 1	Southern	5	1976-80	50	32
	Hall, De'Von	S	43	Utah State	1	2009	0	0
	Hall, Rhett	DT	91, 66	California	3	1991-93	21	0
	Hall, Ron	TE	82	Hawaii	7	1987-93	101	90
	Hamilton, Harry	S	39	Penn State	4	1988-91	52	50
	Hamilton, Joe	QB	14, 1	Georgia Tech	3	2000-02*	1	0
	Hamilton, Marcus	CB	32	Virginia	2	2008-09	2	0
	Hampton, Alonzo	CB	22	Pittsburgh	1	1991	15	3
	Hankton, Cortez	WR	14	Texas Southern	1	2008*	0	0
	Hannah, Charley	T/DE	73	Alabama	6	1977-82	77	61
	Hanratty, Terry	QB	5	Notre Dame	1	1976	4	1
	<b>Hansbrough, Russell</b>	<b>RB</b>	<b>44</b>	<b>Missouri</b>	<b>1</b>	<b>2016</b>	<b>2</b>	<b>0</b>
	Hape, Patrick	TE	82	Alabama	4	1997-00	61	8
	Hardman, Derek	G/T	73	Eastern Kentucky	3	2010	15	4
	Hardy, Robert	RB	36	Carson-Newman	1	1991	16	0
	<b>Hargreaves III, Vernon</b>	<b>CB</b>	<b>28</b>	<b>Florida</b>	<b>1</b>	<b>2016</b>	<b>16</b>	<b>16</b>
	Harper, Alvin	WR	82, 80	Tennessee	2	1995-96	25	19
	Harris, Dominique	S	21	Temple	1	2010	1	0
	Harris, Jackie	TE	81, 80	Northeast Louisiana	4	1994-97	50	48
	Harris, Leonard	WR	84	Texas Tech	1	1986	5	1
	Harris, Odie	S	20	Sam Houston	3	1988-90	48	9
	Harris, Paul	LB	52	Alabama	2	1977-78	19	2
	Harris, Rudy	FB	43	Clemson	2	1993-94	18	2
	Harris, William	TE	86	Texas	1	1989	16	2
	Harrison, Todd	TE	89	North Carolina State	1	1992	1	0
	Harvey, John	RB	26	UTEP	1	1990	16	1
	Harvey, Maurice	CB	24	Ball State	1	1984	15	0
	Hastings, Andre	WR	88	Georgia	1	2000	3	0
	Hawkins, Andy	LB	59	Texas A&I	4	1980-83	47	27
	Hawkins, Courtney	WR	85, 5	Michigan State	5	1992-96	77	48
	<b>Hawley, Joe</b>	<b>C</b>	<b>68</b>	<b>UNLV</b>	<b>2</b>	<b>2015-16</b>	<b>30</b>	<b>29</b>
	Haye, Jovan	DT	71	Vanderbilt	3	2006-08, 11	41	30
	Hayes, Eric	DT	95	Florida State	1	1993	2	0
	Hayes, Geno	LB	54	Florida State	4	2008-11	56	42
	Haynesworth, Albert	DT	95	Tennessee	1	2011	7	6
	Hayward, Adam	LB	57	Portland State	7	2007-13	107	13
	Hedberg, Randy	QB	14	Minot State	1	1977	7	4
	Heflin, Vince	WR	89	Central (OH) State	1	1986	6	3
	Hegamin, George	T	79	North Carolina State	2	1999-00	17	1
	Heinrich, Keith	TE	87	Sam Houston State	1	2007	4	0
	Heller, Ron	T	73	Penn State	4	1984-87	58	56
	Heller, Will	TE	89, 85	Georgia Tech	3	2003-05	19	3
	Herron, Noah	RB	29	Northwestern	1	2008	0	0
	Herron, Robert	WR	10	Wyoming	1	2014	8	0
	Hewko, Bob	QB	8	Florida	1	1983	3	0
	Highsmith, Alonzo	FB	32	Miami (FL)	2	1991-92	16	2
	Hill, Bruce	WR	84	Arizona State	5	1987-91	57	50
	Hill, Michael	RB	44	Missouri Western State	1	2013	6	0
	Hilliard, Ike	WR	19	Florida	4	2005-08	63	14
	Hillis, Peyton	RB	33	Arkansas	1	2013	0	0
	Hires, Leon	C	70	Florida	1	2001	0	0
	Hochstein, Russ	G	65	Nebraska	2	2001-02	1	0
	Holland, Devin	S	30	McNeese State	1	2011	4	0
	Holliday, Trindon	WR/KR	11	LSU	1	2014	1	0
	Holloway, Derek	WR	83	Arkansas	1	1987	1	0
	Holloway, Steve	TE	80	Tennessee State	1	1987	6	4
	Holmes, Ron	DE	90	Washington	4	1985-88	50	44
	Holt, John	CB	21	West Texas State	5	1981-85	72	53
	Horton, Greg	G	64	Colorado	2	1978-79	30	28
	House, Kevin	WR	89	Southern Illinois	7	1980-86	94	81
	Hovan, Chris	DT	95	Boston College	5	2005-09	79	79
	Howard, Bobby	RB	25	Indiana	3	1986-88	20	2
	Howard, Carl	CB	25	Rutgers	1	1985	4	0
	Howard, William	FB	43	Tennessee	2	1988-89	31	21
	Howell, John	S	38	Colorado State	4	2001-04	54	8
	Huff, Gary	QB	19	Florida State	2	1977-78	14	6
PLAYERS								
2016 IN REVIEW								
HISTORY								
RECORDS								
SIDELINES								
326   HISTORY								

<b>Huff, Josh</b>	<b>WR</b>	<b>15</b>	<b>Oregon</b>	<b>1</b>	<b>2016</b>	<b>3</b>	<b>0</b>
Huggins, Kareem	RB	32	Hofstra	2	2009-10	6	0
Hughes III, John	DT	67	Cincinnati	1	2016	5	0
<b>Humphries, Adam</b>	<b>WR</b>	<b>11</b>	<b>Clemson</b>	<b>2</b>	<b>2015-16</b>	<b>28</b>	<b>4</b>
Hunt, Charles	LB	55	Florida State	1	1976	5	0
Hunter, Brice	WR	88, 19	Georgia	2	1997-98	13	0
Hunter, Eddie	RB	37	Virginia Tech	1	1987	3	0
Hunter, Jeff	DE	97	Albany (GA) State	1	1994	1	0
Husted, Michael	K	5	Virginia	6	1993-98	96	0
Hutchinson, Scott	DE	70	Florida	1	1981	16	0

Igwebuike, Donald	PK	1	Clemson	5	1985-89	72	0
Ingram, Byron	T/G	61	Eastern Kentucky	1	1989	0	0
Ingram, Stephen	T/G	65, 67	Maryland	3	1995-97*	2	0
Inmon, Earl	LB	59	Bethune-Cookman	1	1978	2	0
Irvin, Corvey	DT	96	Georgia	1	2012	12	0
Irwin, Tim	T	78	Tennessee	1	1994	8	6
Isom, Ray	S	28	Penn State	2	1987-88	8	6
Ivy, Corey	CB	35	Oklahoma	4	2001-04	49	2

Jackson, Dexter L.	S	34, 28	Florida State	6	1999-02; 04-05	73	42
Jackson, Dexter M.	WR	10	Appalachian State	1	2008	7	0
Jackson, Noah	G	65	Tampa	1	1984	6	3
Jackson, Scott	C	74	Brigham Young	2	2005-06	0	0
Jackson, Tanard	S	36, 28	Syracuse	5	2007-11	56	56
Jackson, Tyoka	DT/DE	97	Penn State	5	1996-00	63	16
Jackson, Vincent	WR	83	Northern Colorado	5	2012-16	63	62
James, Mike	RB	25	Miami (FL)	4	2013-16	23	3
Jameson, Larry	DT	69	Indiana	1	1976	1	0
Jarvis, Curt	DT	95	Alabama	4	1987-90	38	36
Jeffers, Lemont	LB	55	Tennessee	1	1982	0	0
Jenkins, Julian	DT/DE	91	Stanford	1	2006	12	0
Jenkins, Kerry	G	71	Troy State	2	2002-03	31	26
Jenkins, Mike	CB	24	USF	2	2014-15	15	5
Jennings, Tim	CB	28	Georgia	1	2015	6	3
Jennings, Rick	WR	81	Maryland	1	1976	0	0
Jennings, Stanford	RB	28	Furman	1	1992	11	0
<b>Johnson, Austin</b>	<b>FB</b>	<b>46</b>	<b>Tennessee</b>	<b>1</b>	<b>2016</b>	<b>1</b>	<b>0</b>
Johnson, Brad	QB	14	Florida State	4	2001-04	49	49
Johnson, Cecil	LB	56	Pittsburgh	9	1977-85	111	90
Johnson, D.J.	CB	29	Jackson State	1	2010	0	0
Johnson, Dennis	LB	55	Southern California	1	1985	8	0
Johnson, Dirk	P	8	Northern Colorado	1	2009	11	0
Johnson, Essex	RB	19	Grambling	1	1976	14	1
<b>Johnson, George</b>	<b>DE</b>	<b>67, 94</b>	<b>Rutgers</b>	<b>5</b>	<b>2010-12, 2015-16*</b>	<b>20</b>	<b>5</b>
Johnson, Greg	DE	72	Florida State	1	1977	5	0
Johnson, James-Michael	LB	53	Nevada	1	2015	1	0
Johnson, Josh	QB	11	San Diego	4	2008-11	26	5
Johnson, Keyshawn	WR	19	Southern California	4	2000-03	57	57
Johnson, Leonard	CB	29	Iowa State	3	2012-14	48	17
Johnson, Marcus	G	72	Mississippi	1	2009	6	0
Johnson, Melvin	S	25	Kentucky	3	1995-97	43	26
Johnson, Michael	DE	90	Georgia Tech	1	2014	14	13
Johnson, Randy	C/G	65	Georgia	2	1977-78	22	1
Johnson, Rishaw	CB	65	California (PA)	1	2014	0	0
Johnson, Rob	QB	11	Southern California	1	2002	6	2
Johnson, Tracy	FB	43	Clemson	1	1996	10	0
Jolley, Doug	TE	86	Brigham Young	1	2006	11	0
Jones, Chris	DT	98	Bowling Green	1	2013	0	0
Jones, Gordon	WR	84	Pittsburgh	4	1979-82	49	26
Jones, Howard	DE	95	Shepherd	2	2015-16	20	5
Jones, LaCurtis	LB	57	Baylor	1	1996	10	0
Jones, Marcus	DT/DE	78	North Carolina	6	1996-01	84	39
Jones, Mark	WR	89, 11	Tennessee	3	2005-07	29	0
Jones, Milton	DE	90	Central (OH) State	1	1994	0	0
Jones, Rod	CB	22	SMU	4	1986-89	57	44
Jones, Roger	CB	24	Tennessee State	3	1991-93	31	6
Jones, Sean	S	26	Georgia	2	2010-11	32	32

## SIDELINES

328 | HISTORY

Lindell, Rian	K	4	Washington State	1	2013	16	0
Lindstrom, Chris	DE	75, 71	Boston	1	1985	13	2
Little, Everett	G/T	77	Houston	1	1976	10	1
Logan, David	DT	76	Pittsburgh	8	1979-86	110	103
Lorig, Erik	FB/TE/DE	44, 97	Stanford	4	2010-13	56	25
Love, Sean	G	79	Penn State	2	1993-94	8	0
Lowry, Quentin	LB	64	Youngstown State	1	1986	6	0
Lucas, Chad	WR	15	Alabama State	1	2007	2	1
Lumpkin, Kregg	RB	28	Georgia	2	2010-11	27	0
<b>Lynch, Cameron</b>	<b>LB</b>	<b>52</b>	<b>Syracuse</b>	<b>1</b>	<b>2016</b>	<b>12</b>	<b>0</b>
Lynch, Corey	S	41	Appalachian State	3	2009-11	45	8
Lynch, John	S	47	Stanford	11	1993-03	164	132

M							
Maarleveld, J.D.	T	77	Maryland	2	1986-87	25	3
Mack, Elbert	CB	33, 43	Troy	4	2008-11	58	4
Mack, Milton	CB	21	Alcorn State	2	1992-93	28	19
Madise, Adrian	WR	12	Texas Christian	1	2004	0	0
Madison, Anthony	CB	37	Alabama	1	2007	0	0
Madu, Mossis	RB	32	Oklahoma	1	2011	9	0
Magee, Alex	DE	97	Purdue	1	2010	8	0
Magee, Brandon	LB	53	Arizona State	1	2014	9	0
Magee, Calvin	TE	86	Southern	4	1985-88	56	34
Mahan, Sean	G	79	Notre Dame	6	2003-06; 08-09	78	40
Mallard, Wesly	LB	54	Oregon	1	2005-06	22	0
Mallory, Rick	G	68	Washington	5	1984-88*	57	37
Malone, Robert	P	1	Fresno State	1	2010	12	0
Maniecki, Jason	DT	90	Wisconsin	3	1996-98	18	0
Mankins, Logan	G	70	Fresno State	2	2014-15	31	31
Manley, Dexter	DE	92	Oklahoma State	1	1991	14	7
Manor, Brisson	DE	75	Arkansas	1	1984	6	0
<b>Marpet, Ali</b>	<b>G</b>	<b>74</b>	<b>Hobart</b>	<b>2</b>	<b>2015-16</b>	<b>29</b>	<b>29</b>
Marshall, Marvin	WR	89, 1	South Carolina State	3	1995-97*	5	0
Martin, Cecil	FB	37	Wisconsin	1	2003	1	0
Martin, Don	DB	21	Yale	1	1976	1	0
<b>Martin, Doug</b>	<b>RB</b>	<b>22</b>	<b>Boise State</b>	<b>5</b>	<b>2012-16</b>	<b>57</b>	<b>57</b>
Martin, Josh	DE	59	Columbia	1	2015	2	0
<b>Martino, Freddie</b>	<b>WR</b>	<b>16</b>	<b>North Greenville</b>	<b>1</b>	<b>2016</b>	<b>13</b>	<b>0</b>
Marts, Lonnie	LB	51, 55	Tulane	3	1994-96	47	40
Marve, Eugene	LB	99	Saginaw Valley State	4	1988-91	64	52
Masifilo, Matthew	DT/OL	97, 65	Stanford	4	2012-15	3	0
Maxson, Alvin	RB	28	SMU	1	1978	1	0
Mayberry, Tony	C	61	Wake Forest	10	1990-99	160	145
Mayfield, Corey	DT	78	Oklahoma	1	1992	11	0
Mayhew, Martin	CB	35	Florida State	4	1993-96	60	59
McAfee, Fred	RB	35	Mississippi College	1	1999	1	0
McAleney, Ed	DE	69	Massachusetts	1	1976	2	0
McAdoo, Derrick	RB	33	Baylor	1	1988	5	0
McCants, Keith	DE/LB	52	Alabama	3	1990-92	47	35
McCardell, Keenan	WR	87	UNLV	2	2002-03	30	30
McCargo, John	DT	79	North Carolina State	1	2011	4	0
McCauley, Marcus	CB	30	Fresno State	1	2009	0	0
McCown, Josh	QB	12	Sam Houston State	1	2014	11	11
McCown, Luke	QB	12	Louisiana Tech	4	2005-08	7	3
<b>McCoy, Gerald</b>	<b>DT</b>	<b>93</b>	<b>Oklahoma</b>	<b>7</b>	<b>2010-16</b>	<b>94</b>	<b>94</b>
McCoy, Matt	LB	50	San Diego State	2	2008-09	17	2
McCray, Kelcie	S	35	Arkansas State	1	2013	11	0
McDaniel, Randall	G	64	Arizona State	2	2000-01	32	32
McDaniel, Tony	DT	77	Tennessee	1	2015	14	3
McDermott, Sean	TE/LS	84	Kansas	1	2001	16	0
McDonald, Brandon	CB	33	Memphis	1	2012	11	0
<b>McDonald, Clinton</b>	<b>DT</b>	<b>98</b>	<b>Memphis</b>	<b>3</b>	<b>2014-16</b>	<b>31</b>	<b>31</b>
McDonald, Darnell	WR	84	Kansas State	1	1999	9	0
McDougald, Bradley	S	30	Kansas	4	2013-16	50	36
McDowell, Anthony	FB	37, 33	Texas Tech	3	1992-94	30	22
McFadden, Kimario	S	33	South Carolina State	1	2015	3	0
McFarland, Anthony	DT	92	LSU	8	1999-06	98	84
McGriff, Lee	WR	83	Florida	1	1976	6	3
McGruder, Mike	CB	21, 38	Kent	2	1994-95	31	5

## SIDELINES

330 | HISTORY

O							
Oben, Roman	T	72	Louisville	2	2002-03	31	29
Obradovich, Jim	TE	86	Southern California	6	1978-83	89	23
Odom, Jason	T	70	Florida	5	1996-00*	46	41
O'Donoghue, Neil	PK	6	Auburn	2	1978-79	31	0
O'Dwyer, Matt	G	72	Northwestern	1	2004	4	0
Ogletree, Kevin	WR	85	Virginia	1	2013	4	1
O'Hara, Pat	QB	4	Southern California	1	1991	0	0
Okam, Frank	DT	98	Texas	2	2010-11	12	6
Olajubutu, Sam	LB	43	Arkansas	1	2007*	0	0
Oliver, Frank	DB	42	Kentucky State	1	1976	4	0
Oliver, Maurice	LB	55	Southern Mississippi	1	1991	3	0
O'mameh, Patrick	G	66	Michigan	2	2013-14	16	16
Orlovsky, Dan	QB	6	Connecticut	2	2012-13	3	0
O'Steen, Dwayne	CB	44	San Jose State	2	1982-83	3	0
Overbay, Nathan	TE	84	Eastern Washington	1	2010	0	0
Owens, James	RB	26	UCLA	4	1981-84	40	12
Owens, Morris	WR	85	Arizona State	4	1976-79	58	47
Owusu, Chris	WR	80	Stanford	3	2012-14	17	4
P							
Packer, Walter	RB	30	Mississippi State	1	1977	1	0
Pagac, Fred	TE	82	Ohio State	1	1976	14	3
Page, Eric	WR	17	Toledo	1	2013	16	1
Palmer, Mitch	LB/LS	54, 57	Colorado State	2	1998	20	0
<b>Pamphile, Kevin</b>	<b>G</b>	<b>64</b>	<b>Purdue</b>	<b>3</b>	<b>2014-16</b>	<b>37</b>	<b>18</b>
Parker, Anthony	CB	27	Arizona State	2	1997-98	26	21
Parker, Jeff	WR	83	Bethune-Cookman	1	1992	3	0
Parker, Preston	WR	87	North Alabama	3	2010-12	27	0
Parks, Jeff	TE	85	Auburn	1	1988	3	1
Parrish, Roscoe	PR/WR	12	Miami	1	2012	13	0
Patton, Solomon	WR	11	Florida	1	2014	7	0
Paul, Markus	S	36	Syracuse	1	1993	1	0
Paulescu, Sam	P	2	Oregon State	1	2009	5	0
Pawlowski, Mike	QB	9	California	1	1992	0	0
Pear, Dave	DT	76	Washington	3	1976-78	43	43
Pearson, Kalvin	S	39	Grambling	3	2005-07	46	2
Peebles, Danny	WR	83	North Carolina State	2	1989-90	23	1
Penn, Donald	T	70	Utah State	8	2006-13	112	112
Peoples, George	RB	38	Auburn	2	1984-85	8	0
Perkins, Bruce	RB	32	Arizona State	1	1990	16	3
Peterson, Calvin	LB	58	UCLA	1	1976	4	4
Peterson, Greg	DT	96	North Carolina Central	2	2007-08	12	0
Peterson, Jim	LB	57	San Diego State	1	1976	3	2
Petitgout, Luke	T	77	Notre Dame	1	2007	4	4
Philcox, Todd	QB	15	Syracuse	1	1995	0	0
Phillips, Jermaine	S	23	Georgia	8	2002-09	96	74
Pianalto, Zack	TE	80	North Carolina	1	2011	13	0
Pierson, Pete	T	69	Washington	8	1994-01	100	21
Pierson, Reggie	CB	20	Oklahoma State	1	1976	5	1
Pillow, Frank	WR	80	Tennessee State	3	1988-90	34	2
Pinkney, Cleveland	DT	61	South Carolina	1	2003	4	0
Piscitelli, Sabby	S	21	Oregon State	4	2007-10	45	20
Pittman, Michael	RB	32	Fresno State	6	2002-07	87	51
Pollard, Darryl	CB	31	Weber State	2	1992-93*	16	2
Porter, Rufus	LB	59	Southern	1	1997	11	10
Poteat, Hank	CB	21	Pittsburgh	1	2003	1	0
Powe, Keith	DE	95	UTEP	2	1994	8	0
Powell, Marvin	T	74	Southern California	2	1986-87	9	7
Pressley, Chris	FB	45	Wisconsin	2	2009-10	10	3
Price, Brian	DT	92	UCLA	2	2010-11	20	14
Price, Shawn	DE	92	Pacific	2	1993-94	15	6
Prior, Mike	S	24	Illinois State	1	1985	16	0
Pryor, Lonnie	FB/RB	45	Florida State	1	2013	0	0
Puetz, Gary	G/T	72	Valparaiso	1	1978	10	8
Purvis, Ryan	TE	80, 46	Boston College	2	2009-10	10	2
Pyne, Jim	G	60	Virginia Tech	4	1994-97	42	38

## SIDELINES

## SIDELINES

332 | HISTORY

Schum, Jacob	P	5	Buffalo	1	2015	16	0
Schumacher, Kurt	G	78	Ohio State	1	1978	4	4
Scott, Todd	S	38	Southwest Louisiana	2	1995-96	3	2
Scott, Trevor	DE	71	Buffalo	1	2013	4	0
Seals, Ray	DE	98	None	5	1989-93	47	28
Sears, Arron	G	78	Tennessee	3	2007-09*	31	31
Seferian-Jenkins, Austin	TE	87	Washington	3	2014-16	18	12
Selmon, Dewey	DT/LB	61, 58	Oklahoma	5	1976-80	72	65
Selmon, Lee Roy	DE	63	Oklahoma	10	1976-85*	121	117
Shearin, Joe	G/C	64	Texas	1	1985	10	0
Shepard, Russell	WR	89	LSU	4	2013-16	57	6
Shepherd, Edell	WR	86, 3	San Jose State	2	2003-05*	19	0
Shipley, Jordan	WR	12	Texas	1	2012	1	0
Shirley, Josh	DE	91	UNLV	1	2015	5	0
Short, Laval	DT	64	Colorado	1	1981	4	0
Shorts III, Cecil	WR	10	Mount Union	1	2016	9	5
Shula, Mike	QB	11	Alabama	1	1987	0	0
Shumann, Mike	WR	82	Florida State	1	1980	6	0
Sidbury, Lawrence	DE	77, 91, 59	Richmond	2	2014-15	2	0
Sileo, Dan	DT	93	Miami (FL)	1	1987	10	0
<b>Siliga, Sealver</b>	<b>DT</b>	<b>70</b>	<b>Utah</b>	<b>1</b>	<b>2016</b>	<b>6</b>	<b>0</b>
Silvan, Nilo	WR	87	Tennessee	1	1996	7	0
Simmonds, Mike	G	62	Indiana State	3	1987-89*	5	5
Simms, Chris	QB	2	Texas	5	2003-07	19	15
<b>Sims, Charles</b>	<b>RB</b>	<b>34</b>	<b>West Virginia</b>	<b>3</b>	<b>2014-16</b>	<b>31</b>	<b>2</b>
Sims, Jimmie	LB	55	Southern California	1	1976	2	1
Sims, Ryan	DT	98	North Carolina	4	2007-10	46	19
Singleton, Alshermund	LB	51	Temple	6	1997-02	87	15
Skow, Jim	DE	71	Nebraska	1	1990	12	10
Smart, Ian	RB	36	C.W. Post	1	2004	4	0
Smith, Alex	TE	81	Stanford	4	2005-08	58	43
Smith, Antone	RB	36	Florida State	1	2016	3	0
Smith, Barry	WR	88	Florida State	1	1976	13	1
Smith, Clifton	RB	22	Fresno State	2	2008-09	20	0
Smith, Corey	DE	98	North Carolina State	3	2002-04	11	0
Smith, Daryl	LB	51	Georgia Tech	1	2016	16	11
Smith, Don	RB/WR	47	Mississippi State	3	1987-89*	21	3
<b>Smith, Donovan</b>	<b>T</b>	<b>78</b>	<b>Penn State</b>	<b>2</b>	<b>2015-16</b>	<b>32</b>	<b>32</b>
Smith, Dwight	CB/S	26	Akron	4	2001-04	63	34
<b>Smith, Evan</b>	<b>C</b>	<b>62</b>	<b>Idaho State</b>	<b>3</b>	<b>2014-16</b>	<b>36</b>	<b>22</b>
Smith, Herman	DE	91	Portland State	2	1995-96	8	0
<b>Smith, Jacquies</b>	<b>DE</b>	<b>56</b>	<b>Missouri</b>	<b>3</b>	<b>2014-16</b>	<b>28</b>	<b>18</b>
Smith, Jeff	RB	35	Nebraska	2	1987-88	28	11
Smith, Johnny Ray	CB	22	Lamar	3	1981-83*	25	2
Smith, Justin	LB	59	Indiana	1	2003	2	0
Smith, Michael	RB	34	Utah State	2	2012-13*	1	0
<b>Smith, Ryan</b>	<b>DB</b>	<b>29</b>	<b>North Carolina Central</b>	<b>1</b>	<b>2016</b>	<b>14</b>	<b>0</b>
Smith, Sean	DE	92	Grambling	1	1989	3	1
Smith, Shevin	S	29, 30	Florida State	2	1998-99	19	0
Snell, Ray	G	72	Wisconsin	4	1980-83	45	35
Solomon, Jesse	LB	55, 54	Florida State	1	1991	13	12
Solomon, Scott	DE	60	Rice	2	2013-14	6	0
Solwold, Mike	LS	45	Wisconsin	1	2002	4	0
Sowell, Jerald	FB	33	Tulane	1	2006	11	0
Spek, Jeff	TE	88	San Diego State	1	1986	2	0
Spence, Akeem	DT	97	Illinois	4	2013-16	56	30
Spence, Blake	TE	84	Oregon	1	2000	3	0
<b>Spence, Noah</b>	<b>DE</b>	<b>57</b>	<b>Eastern Kentucky</b>	<b>1</b>	<b>2016</b>	<b>16</b>	<b>3</b>
Spencer, Evan	WR	85	Ohio State	1	2015	1	0
Spires, Greg	DE	94	Florida State	6	2002-07	89	87
Spradlin, Danny	LB	55	Tennessee	2	1983-84	31	2
Springs, Ron	RB	20	Ohio State	2	1985-86	24	8
Spurlock, Micheal	WR	81, 17	Mississippi	4	2007; 09-11	37	1
Spurrier, Steve	QB	11	Florida	1	1976	14	12
Stalls, Dave	DE	65	Northern Colorado	4	1980-83	46	19
Stamps, Sylvester	RB/KR	24	Jackson State	1	1989	10	1
Stargell, Tony	CB	45	Tennessee State	2	1994-95	24	8
Starring, Stephen	WR	81	McNeese State	1	1988	6	0



## SIDELINES

334 | HISTORY

			V			
Vance, Eric	S	33	Vanderbilt	4	1998-01	33 1
Verner, Alterraun	CB	21	UCLA	3	2014-16	46 23
Verser, David	WR	84	Kansas	1	1985	1 0
Vincent, Keydrick	G	66	Mississippi	1	2010	5 5
Vlasic, Mark	QB	13	Iowa	1	1993	0 0
			W			
Waddell, Charles	TE	82	North Carolina	1	1977	0 0
Wade, John	C	76	Marshall	5	2003-07	72 72
Walker, Jackie	LB/TE	56, 85	Jackson State	4	1986-89	57 9
Walker, Kenyatta	T	67	Florida	6	2001-06	75 73
Walker, Kevin	CB	37	East Carolina	2	1986-87	7 3
Walker, Marquise	WR	82	Michigan	1	2002	0 0
Wallace, Cody	C/G	74	Texas A&M	1	2012	8 0
Walsh, Steve	QB	4	Miami (FL)	2	1997-98	17 0
Wansley, Tim	CB	31	Georgia	2	2002-03	13 6
<b>Ward, Channing</b>	<b>DL</b>	<b>71</b>	<b>Ole Miss</b>	<b>1</b>	<b>2016</b>	<b>5 1</b>
Ward, Derrick	RB	28	Ottawa (KS)	1	2009	14 1
Ward, John	G-C	73	Oklahoma State	1	1976	4 3
Ware, D.J.	RB	28	Georgia	1	2012	16 1
Warnke, Dave	PK	2	Augsburg	1	1983	1 0
Warner, Ron	DE	95	Kansas	2	2002-03	8 0
Warren, Jeremiah	OL	60	USF	1	2015	3 0
Warren, Paris	WR	82	Utah	3	2005-06*	8 0
Washington, Chris	LB	51	Iowa State	5	1984-88	76 52
Washington, Mike	CB	40	Alabama	9	1976-84	100 97
Washington, Todd	C/G	75, 77	Virginia Tech	5	1998-02	51 3
Watson, Dekoda	LB	56	Florida State	4	2010-13	60 6
Watson, Derek	RB	22	South Carolina State	1	2005	0 0
Weatherspoon, Chuck	RB	37	Houston	1	1991	4 0
Webber, Raymond	WR	86	Arkansas-Pine Bluff	1	2011*	0 0
Webster, Nate	LB	52	Miami (FL)	4	2000-03	63 6
Weldon, Casey	QB	11	Florida State	4	1993-96	24 0
Wender, Jack	RB	38	Fresno State	1	1977	2 0
Westbrook, Tevin	TE	81	Florida	1	2015	0 0
<b>Wester, Leonard</b>	<b>T</b>	<b>66</b>	<b>Missouri Western State</b>	<b>1</b>	<b>2016</b>	<b>3 0</b>
Weston, Rhondy	DE	77	Florida	1	1989	12 2
Wheeler, Mark	DT	77	Texas A&M	4	1992-95	55 46
Whitaker, Ronyell	CB	29	Virginia Tech	1	2003	4 1
White, Brad	DT	90	Tennessee	3	1981-83	41 0
White, Charlie	RB	28	Bethune-Cookman	1	1978	7 1
White, Dewayne	DE	90	Louisville	4	2003-06	60 13
White, Stylez G.	DE	91	Minnesota	4	2007-10	63 23
White, Jamel	RB	22	South Dakota	1	2004	7 0
White, Jeris	CB	45	Hawaii	3	1977-79	46 46
White, Markus	DE	92	Florida State	1	2012	3 0
White, Robb	DE/DT	91	South Dakota	1	1990	7 1
White, Steve	DE	94	Tennessee	6	1996-01	79 15
Whittle, Jason	G	65	Southwest Missouri State	1	2003	16 5
Wilcox, Daniel	TE	41	Appalachian State	2	2002-03	2 0
Wilder, James	RB	32	Missouri	9	1981-89	113 102
Wilkerson, Jimmy	DE/DT	97	Oklahoma	2	2008-09	31 16
Williams, Carnell	RB	24	Auburn	6	2005-10	70 57
Williams, David	WR	80	Illinois	1	1986	15 0
Williams, D.J.	TE	85	Arkansas	1	2014	0 0
Williams, Doug	QB	12	Grambling	5	1978-82	67 67
Williams, Ed	FB	43	Langston	2	1976-77	26 15
Williams, Jason	LB	52	Western Illinois	1	2014	3 0
Williams, Jimmy	LB	54	Nebraska	2	1992-93	27 24
Williams, Karl	WR	86	Texas A&M-Kingsville	8	1996-03	115 22
Williams, Mark	LB	58	Ohio State	1	1996	0 0
Williams, Mike	WR	19	Syracuse	1	2010-13	54 52
Williams, Roland	TE	81	Syracuse	1	2003	1 0
Williams, T.J.	TE	45	North Carolina State	1	2006*	0 0
Willis, Ken	PK	1	Kentucky	1	1992	9 0
Wilson, Bernard	DT	96	Tennessee State	2	1993-94	14 2
Wilson, Charles	WR	84	Memphis	3	1992-94	31 8
Wilson, C.J.	CB	41	North Carolina State	1	2014-	2 0

OWNERSHIP	Wilson, E.J.	DE	78	North Carolina	1	2011-*	0	0
	Wilson, Jerry	CB	24	Southern	1	1995*	0	0
	Wilson, Karl	DE	91	LSU	1	1994	14	2
	Wilson, Reinard	DE	95	Florida State	1	2003	0	0
	Wilson, Robert	FB	20	Texas A&M	1	1991	16	15
	Wilson, Rod	LB	56	South Carolina	2	2008-09	8	0
	Wilson, Steve	C/T/G	50, 79	Georgia	10	1976-85	126	104
	Winans, Jeff	T/G	62	Southern California	2	1977-78	12	12
	Winborn, Jamie	LB	50	Vanderbilt	1	2006	14	0
	Winfrey, Stan	RB	36	Arkansas State	1	1977	2	0
PLAYERS	Winslow, Kellen	TE	82	Miami (FL)	3	2009-11	48	40
	Winston, Jameis	QB	3	Florida State	2	2015-16	32	23
	Witte, Mark	TE	85, 93	North Texas State	3	1983-85	48	2
	Wonsley, Nathan	RB	46	Mississippi	1	1986	10	2
	Wood, Richard	LB	54	Southern California	9	1976-84	132	89
	Woods, Al	DT	95	LSU	1	2010	9	0
	Woods, Rick	S	20	Boise State	1	1987	5	5
	Word, Roscoe	CB	24	Jackson State	1	1976	3	2
	Workman, Vince	RB	46	Ohio State	2	1993-94	31	19
	Worthington, Doug	DT	79	Ohio State	1	2010	0	0
2016 IN REVIEW	Wright, Charles	CB	21	Tulsa	1	1988	2	0
	Wright, Eric	CB	21	UNLV	1	2012	10	10
	Wright, Keith	DT	68	Missouri	2	2004-05	0	0
	Wright, Major	S	31	Florida	3	2014-16	23	9
	Wright, Tim	TE	81	Rutgers	1	2013	16	8
	Wunsch, Jerry	T	71	Wisconsin	5	1997-02	80	46
	Wyatt, Willie	DT	66	Alabama	1	1990	7	3
	Wyms, Ellis	DT/DE	96	Mississippi State	6	2001-06	66	9
	Wynn, Milton	WR	88	Washington State	1	2001	1	0
	Y							
HISTORY	Yarno, George	G/C/T	68,69,66	Washington State	8	1979-83; 85-87	109	65
	Yepremian, Garo	PK	1	None	2	1980-81	19	0
	Yoder, Todd	TE	80	Vanderbilt	4	2000-03	57	2
	Young, Floyd	CB	31	Texas A&M-Kingsville	4	1997-00	36	1
	Young, Randy	T	70	Iowa State	1	1976	9	0
	Young, Steve	T	71	Colorado	1	1976	11	11
	Young, Steve	QB	8	Brigham Young	2	1985-86	19	19
	Yount, Christian	LS	46	UCLA	1	2011	7	0
	Z							
	Zeier, Eric	QB	15	Georgia	2	1999-00	5	1
RECORDS	Zemaitis, Alan	CB	29	Penn State	1	2006	0	0
	Zuttah, Jeremy	OL	76	Rutgers	7	2008-13	90	76
SIDELINES								

\* Spent one full season on injured reserve or similar reserve list. Seasons on injured reserve are included in total number of seasons.

@ All the numbers worn by a player during a game played are listed. The first number listed is the primary or most often worn number. Where no number is primary, the first number worn is listed.

^ Was not on active roster during the regular season, but was on the active roster for at least one playoff game

The following were members of the 1987 replacement team fielded during the NFLPA players strike. Games played and started are listed in parentheses. The totals of Ray Criswell, Brian Gant, Charles Gladman, Steve Holloway, Paul Tripoli and Kevin Walker, who were on the roster subsequent to the strike, and Dwayne Dixon, who previously played with the Bucs in 1984, are listed on the main roster: RB Greg Boone (2,0); OG Rufus Brown (2,0); WR Steve Carter (3,1); DE Walter Carter (2,1); DE Mike Clark (3,3); DB Torin Clark (2,0); DB Ivory Curry (3,2); DB Jeff George (2,1); DE Roy Harris (3,2); OT Dave Heffernan (2,0); QB Mike Hold (2,0); OG Jim Huddleston (1,1); OG John Hunt (1,0); WR David Jackson (1,0); LB Cam Jacobs (3,0); T David Johnson (0,0); OG David Jordan (3,3); DB Tim King (3,0); RB Dan Land (3,2); LB Fred McCallister (3,3); TE Jeff Modesitt (1,0); LB Sankar Montoute (3,3); NT Fred Nordgren (3,3); OG Paul O'Connor (2,2); DB Lee Paige (3,0); LB Leon Pennington (3,0); C Chuck Pitcock (2,2); OG Donald Pumphrey (3,3); DB Marcus Quinn (3,3); DE James Ramey (3,0); QB John Reaves (2,2); RB Harold Ricks (3,1); DE Charles Riggins (3,0); WR Stanley Shakespeare (1,0); OT Reggie Smith (3,3); WR Eric Streater (3,3); PK Van Tiffin (3,0); LB Pat Teague (1,1); RB Derrick Thomas (1,0); DE Calvin Turner (3,0); LB Miles Turpin (3,2); WR Herkie Walls (2,2); TE Arthur Wells (2,0); FB Adrian Wright (3,3); QB Jim Zorn (1,1).

336 | HISTORY

# ALL-TIME DRAFT

## Buccaneers in the First Round (overall pick)

1976	DE Lee Roy Selmon, Oklahoma (1)
1977	RB Ricky Bell, USC (1)
1978	QB Doug Williams, Grambling (17)
1979	None
1980	G Ray Snell, Wisconsin (22)
1981	LB Hugh Green, Pittsburgh (7)
1982	G Sean Farrell, Penn State (17)
1983	None
1984	None
1985	DE Ron Holmes, Washington (8)
1986	RB Bo Jackson, Auburn (1)
	CB Rod Jones, SMU (25)
1987	QB Vinny Testaverde, Miami (1)
1988	T Paul Gruber, Wisconsin (4)
1989	LB Broderick Thomas, Nebraska (6)
1990	LB Keith McCants, Alabama (4)
1991	T Charles McRae, Tennessee (7)
1992	None
1993	DE Eric Curry, Alabama (6)
1994	QB Trent Dilfer, Fresno State (6)
1995	DT Warren Sapp, Miami (12)
	LB Derrick Brooks, Florida State (28)
1996	DE Regan Upshaw, California (12)
	DT Marcus Jones, North Carolina (22)
1997	RB Warrick Dunn, Florida State (12)
	WR Reidel Anthony, Florida (16)
1998	None
1999	DT Anthony McFarland, LSU (15)

2000	None
2001	T Kenyatta Walker, Florida (14)
2002	None
2003	None
2004	WR Michael Clayton, LSU (15)
2005	RB Carnell Williams, Auburn (5)
2006	G/T Davin Joseph, Oklahoma (23)
2007	DE Gaines Adams, Clemson (4)
2008	CB Aqib Talib, Kansas (20)
2009	QB Josh Freeman, Kansas State (17)
2010	DT Gerald McCoy, Oklahoma (3)
2011	DE Adrian Clayborn, Iowa (20)
2012	S Mark Barron, Alabama (7)
	RB Doug Martin, Boise State (31)
2013	None
2014	WR Mike Evans, Texas A&M (7)
2015	QB Jameis Winston, Florida State (1)
2016	CB Vernon Hargreaves III, Florida (11)
2017	TE O.J. Howard, Alabama (19)

## First Round Draftees by Position

Position	No.
Defensive Linemen	10
Offensive Linemen	6
Quarterbacks	5
Running Backs	5
Defensive Backs	4
Linebackers	4
Wide Receivers	3
Tight End	1

**FIRST-ROUND TRADE NOTES...****1978:** Tampa Bay traded first overall pick to Houston for TE Jimmie Giles, Houston's first (17th overall) and second-round picks in '78 and third and fifth-round picks in '79. Tampa Bay selected QB Doug Williams; **1979:** Tampa Bay traded first-round pick (4th overall) to Chicago for DE Wally Chambers; **1983:** Tampa Bay traded 1983 first-round pick (18th overall) in 1982 to Chicago for 1982 second-round pick, used to select DE Booker Reese; **1984:** Tampa Bay traded 1984 first-round pick (1st overall) to Cincinnati in 1983 for QB Jack Thompson; **1986:** Tampa Bay acquired Miami's first-round pick (25th overall) for LB Hugh Green and selected CB Rod Jones; **1992:** Tampa Bay traded 1992 first-round pick (2nd overall) to Indianapolis in 1991 for QB Chris Chandler; **1995:** Tampa Bay traded first (7th overall) and third-round picks to Philadelphia for first (12th overall) and two second-round picks. Tampa Bay then traded two second-round picks to Dallas for first-round pick (28th overall). Tampa Bay selected DT Warren Sapp and LB Derrick Brooks; **1996:** Tampa Bay traded QB Craig Erickson to Indianapolis for first-round pick (22nd overall). Tampa Bay selected DT Marcus Jones; **1997:** Tampa Bay traded 1996 second-round pick to San Diego for 1997 first-round pick (16th overall). Tampa Bay traded first (8th overall) and fourth-round picks to N.Y. Jets for first-round pick (sixth overall), then traded that pick to Seattle for first (12th overall) and third-round picks. Tampa Bay selected RB Warrick Dunn and WR Reidel Anthony; **1998:** Tampa Bay traded first-round pick (23rd overall) to Oakland for two second-round picks. Tampa Bay traded 1998 second-round pick to San Diego for first-round pick in 2000; **2000:** Tampa Bay traded two first-round picks (13th, 27th overall) to N.Y. Jets for WR Keyshawn Johnson; **2001:** Tampa Bay traded its first-round (21st overall) and second-round (51st overall) picks to Buffalo for first-round pick (14th overall). Tampa Bay selected T Kenyatta Walker; **2002:** Tampa Bay traded its first-round picks in 2002 (21st overall) and 2003, and its second-round pick in 2002 (53rd overall) and its second-round pick in 2004, to Oakland to obtain rights to head coach Jon Gruden; **2009:** Tampa Bay traded its first-round pick (19th overall) and sixth-round pick (191st overall) to Cleveland for first-round pick (17th overall). Tampa Bay selected QB Josh Freeman; **2012:** Tampa Bay traded its first-round pick (5th overall) to Jacksonville for the Jaguars' first- (7th overall) and fourth-round (101st overall). Tampa Bay selected S Mark Barron. Tampa later traded that fourth-round pick (101st overall) and its second-round pick (36th overall) to Denver for first-round (31st overall) and fourth-round (126th overall) selections. The Buccaneers used the No. 31 pick on RB Doug Martin. **2013:** Tampa Bay traded its first-round pick (13th overall) to N.Y. Jets for CB Darrelle Revis. **2016:** Tampa Bay traded first-round pick (9th overall) to Chicago for first-round pick (11th overall) and fourth-round pick (106th overall).

# YEAR-BY-YEAR NFL DRAFT SELECTIONS

## 1976 (DRAFTED #1)

- 1 DE Lee Roy Selmon, Oklahoma
- 2a RB Jimmy DuBoise, Florida
- 2b traded to San Francisco for QB Steve Spurrier
- 2c DT/LB Dewey Selmon, Oklahoma
- 3a T Steve Young, Colorado
- 3b traded to Baltimore for CB Mike Washington
- 3c LB Steve Maughan, Utah St.
- 4a traded to L.A. Rams for LB Jim Petersen
- 4b WR Richard Appleby, Georgia
- 4c G Everett Little, Houston
- 5a DB Mishaal Kelson, W. Texas St.
- 5b T Steve Wilson, Georgia
- 5c traded to L.A. Rams (see pick 4a)
- 6 DB Curtis Jordan, Texas Tech
- 7 QB Parnell Dickinson, Mississippi Valley St.
- 8 traded to N.Y. Jets for LB Steve Reese
- 9 G Bruce Welch, Texas A&M
- 10 LB Sid Smith, BYU
- 11 DB Melvin Washington, Colorado St.
- 12 RB George Ragsdale, North Carolina A&T
- 13 TE Brad Jenkins, Nebraska
- 14 KR/WR Carl Roaches, Texas A&M
- 15 DT Bob Dzierzak, Utah St.
- 16 LB Tom West, Tennessee
- 17 QB Jack Berry, Washington & Lee

## 1977 (DRAFTED #1)

- 1 RB Ricky Bell, USC
- 2 LB David Lewis, USC
- 3 DE Charley Hannah, Alabama
- 4 traded to Cincinnati in 1976 for RB Charlie Davis
- 5 traded to Miami for LB Ray Nettles
- 6a traded to Chicago for QB Gary Huff
- 6b traded to Chicago (see pick 6a)
- 7 traded to N.Y. Jets in 1976 for LB Richard Wood
- 8 QB Randy Hedberg, Minot St.
- 9a LB Byron Hemingway, Boston College
- 9b WR Larry Mucker, Arizona St.
- 10a FB Robert Morgan, Florida
- 10b LB Aaron Ball, Cal St.-Fullerton
- 11 DB Chuck Rodgers, North Dakota St.
- 12 WR Chip Sheffield, Lenoir Rhyne

## 1978 (DRAFTED #1)

- 1 QB Doug Williams, Grambling
- 2a RB Johnny Davis, Alabama
- 2b G Brett Moritz, Nebraska
- 3 traded to Oakland in 1977 for G Dan Medlin
- 4 traded to Oakland in 1977 for T Jeff Winans
- 5 traded to Miami in 1977 for CB Jeris White
- 6a traded to Oakland in 1977 for LB Rik Bonness
- 6b WR Elijah Marshall, North Carolina St.
- 7 traded to Atlanta in 1977 for PK Allan Leavitt
- 8 LB John McGriff, Miami
- 9 WR Willie Taylor, Pittsburgh
- 10a LB Aaron Brown, Ohio St.
- 10b traded to Pittsburgh for DT Ernie Holmes
- 11 traded to Pittsburgh (see pick 10b)
- 12 RB Kevin McLee, Georgia

## 1979 (DRAFTED #4)

- 1 traded to Chicago in 1978 for DE Wally Chambers
- 2a G Greg Roberts, Oklahoma
- 2b WR Gordon Jones, Pittsburgh
- 3a RB Jerry Eckwood, Arkansas
- 3b awarded to Miami as compensation for DL Randy Crowder
- 3c DE Reggie Lewis, N. Texas St.
- 3d RB Rick Berns, Nebraska
- 4 traded to Detroit in 1978 for T Rockne Freitas
- 5a traded to Seattle
- 5b QB Chuck Fusina, Penn St.
- 6 traded to Oakland in 1977 for LB Rik Bonness
- 7 traded to Washington for WR Frank Grant
- 8a traded to N.Y. Jets for for C/G Darrell Austin
- 8b DT Eugene Sanders, Texas A&M
- 9 WR Henry Vereen, UNLV
- 10 traded to San Francisco in 1978 for TE Jim Obradovich
- 11 TE Bob Rippentrop, Fresno St.
- 12 DT David Logan, Pittsburgh

## 1980 (DRAFTED ALTERNATELY

#22-21-20-19-18)

- 1 G Ray Snell, Wisconsin
- 2 WR Kevin House, Southern Illinois
- 3 LB Scot Brantley, Florida
- 4a traded to San Diego in 1978 for G Booker Brown
- 4b CB Larry Flowers, Texas Tech
- 5 traded to Oakland in 1978 for QB Mike Rae
- 6 traded to Cincinnati in 1979 for RB Anthony Davis
- 7 C Jim Leonard, Santa Clara
- 8 S Derrick Goddard, Drake
- 9 WR Gerald Carter, Texas A&M
- 10a LB Andy Hawkins, Texas A&I
- 10b RB Brett Davis, UNLV
- 11 DT Terry Jones, Central St. (OK)
- 12 CB Gene Coleman, Miami

## 1981 (DRAFTED ALTERNATELY #7-6)

- 1 LB Hugh Green, Pittsburgh
- 2 RB James Wilder, Missouri
- 3 traded to L.A. Rams in 1978 for G Greg Horton
- 4 CB John Holt, West Texas St.
- 5 traded to Oakland in 1978 for QB Mike Rae
- 6 traded to New Orleans in 1979 for P Tom Blanchard
- 7 traded to Dallas in 1980 for DE Dave Stalls
- 8 T Denver Johnson, Tulsa
- 9 QB Mike Ford, SMU
- 10 DE Ken McCune, Texas
- 11 CB Johnny Ray Smith, Lamar
- 12 DT Brad White, Tennessee

## 1982 (DRAFTED ALTERNATELY #17-16-18)

- 1 G Sean Farrell, Penn St.
- 2a DE Booker Reese, Bethune-Cookman
- 2b traded to Miami in 1980 for RB Gary Davis and DB Norris Thomas
- 3a TE Jerry Bell, Arizona St.
- 3b DE John Cannon, William & Mary
- 4a traded to Dallas in 1980 for DE Dave Stalls
- 4b RB Dave Barrett, Houston
- 5 LB Jeff Davis, Clemson
- 6 WR Andre Tyler, Stanford
- 7 S Tom Morris, Michigan St.
- 8 LB Kal Atkins, Illinois
- 9 QB Robert Lane, NE Louisiana
- 10 traded to San Francisco in 1981 for DT Ted Vincent
- 11 traded to Dallas in 1981 for CB Aaron Mitchell
- 12 RB/KR Michael Morton, UNLV

**1983 (DRAFTED ALTERNATELY #18-17-16-15-19)**

- 1 traded to Chicago in 1982 for 1982 second-round pick
- 2 C Randy Grimes, Baylor
- 3 CB Jeremiah Castille, Alabama
- 4 T Kelly Thomas, USC
- 5 NT Tony Chickillo, Miami
- 6a TE Gene Branton, Texas Southern
- 6b T Ken Kaplan, New Hampshire
- 7 RB Weldon Ledbetter, Oklahoma
- 8 LB John Samuelson, Azusa Pacific
- 9 DE Hasson Arbubakrr, Texas Tech
- 10 WR Darius Durham, San Diego St.
- 11 TE Mark Witte, North Texas St.
- 12 NT John Higginbotham, NE Oklahoma

**1984 (DRAFTED #1)**

- 1 traded to Cincinnati in 1983 for QB Jack Thompson
- 2 LB Keith Browner, USC
- 3 CB Fred Acorn, Texas
- 4a traded to San Francisco in 1983 for 1983 sixth round pick
- 4b traded to Denver in for QB Steve DeBerg
- 4c RB Michael Gunter, Tulsa
- 4d T Ron Heller, Penn St.
- 5 traded to Dallas in 1983 for LB Danny Spradlin
- 6 LB Chris Washington, Iowa St.
- 7 TE Jay Carroll, Minnesota
- 8 DE Fred Robinson, Miami
- 9 G Rick Mallory, Washington
- 10 PK Jim Gallery, Minnesota
- 11 QB Blair Kiel, Notre Dame
- 12 WR Thad Jemison, Ohio St.

**1985 (DRAFTED #8)**

- 1 DE Ron Holmes, Washington
- 2 traded to Denver in 1984 for QB Steve DeBerg
- 3 LB Ervin Randle, Baylor
- 4 S Mike Heaven, Illinois
- 5 traded to N.Y. Jets in 1984 for RB Scott Dierking
- 6 traded to Cincinnati in 1984 for T Don Swafford
- 7 S Mike Prior, Illinois St.
- 8 WR Phil Freeman, Arizona
- 9 QB Steve Calabria, Colgate
- 10 PK Donald Igwebiuke, Clemson
- 11 RB Punkin Williams, Memphis
- 12a S Jim Rockford, Oklahoma
- 12b LB Jim Melka, Wisconsin

**1986 (DRAFTED ALTERNATELY #2-1)\***

- 1a RB Bo Jackson, Auburn
- 1b CB Rod Jones, SMU
- 2a LB Jackie Walker, Jackson St.
- 2b LB Kevin Murphy, Oklahoma
- 3 traded to New Orleans in 1985 for DB Dave Greenwood
- 4 S Craig Swoope, Illinois
- 5 T J.D. Maarleveld, Maryland
- 6a traded to Denver in 1984 for DE Brison Manor
- 6b S Kevin Walker, East Carolina
- 7 traded to Buffalo in 1984 for WR Perry Tuttle
- 8 traded to L.A. Rams in 1985 for CB Ivory Sully
- 9 P Tommy Barnhardt, North Carolina
- 10 DE Ben Reed, Mississippi
- 11 G Mark Drenth, Purdue
- 12a G Clay Miller, Michigan
- 12b RB Mike Crawford, Arizona St.

\* First-round pick was first overall because Buffalo's pick was traded to Cleveland and utilized in the 1985 supplemental draft.

**1987 (DRAFTED #1)**

- 1 QB Vinny Testaverde, Miami
- 2a CB Ricky Reynolds, Wash. St.
- 2b LB Winston Moss, Miami
- 2c RB Don Smith, Mississippi St.
- 3 WR Mark Carrier, Nicholls St.
- 4a LB Don Graham, Penn St.
- 4b TE Ron Hall, Hawaii
- 4c WR Bruce Hill, Arizona St.
- 5a traded to New England in 1986 for 1986 fifth round pick
- 5b LB Henry Rolling, Nevada-Reno
- 5c S Tony Mayes, Kentucky
- 6a traded to Pittsburgh for C Dan Turk
- 6b RB Steve Bartalo, Colorado St.
- 7a NT Curt Jarvis, Alabama
- 7b DE Harry Swayne, Rutgers
- 8a traded to N.Y. Jets in in 1986 for T Marvin Powell
- 8b NT Stan Mataele, Arizona
- 9a RB Joe Armentrout, Wisconsin
- 9b P Greg Davis, Citadel
- 10 G Mike Simmonds, Indiana St.
- 11 RB Reggie Taylor, Cincinnati
- 12a DE Scott Cooper, Kearney St.
- 12b QB Mike Shula, Alabama

**1988 (DRAFTED ALTERNATELY #4-3-2-5)**

- 1 T Paul Gruber, Wisconsin
- 2 RB Lars Tate, Georgia
- 3 exercised in 1987 supplemental draft for NT Dan Sileo, Miami
- 4a DT Robert Goff, Auburn
- 4b G John Bruhin, Tennessee
- 4c traded to New England in 1987 for 1987 fifth round pick
- 4d P Monte Robbins, Michigan
- 5 RB William Howard, Tennessee
- 6a traded to Atlanta for RB Cliff Austin
- 6b DT Shawn Lee, North Alabama
- 7 RB Kerry Goode, Alabama
- 8 RB Anthony Simpson, East Carolina
- 9 DT Reuben Davis, North Carolina
- 10 traded to Pittsburgh in 1987 for S Rick Woods
- 11 WR Frank Pillow, Tennessee St.
- 12 LB Victor Jones, Virginia Tech

**1989 (DRAFTED ALTERNATELY #6-5-7)**

- 1 LB Broderick Thomas, Nebraska
- 2 WR Danny Peebles, North Carolina St.
- 3 traded to New England in 1988 for WR Stephen Starring
- 4 CB Anthony Florence, Bethune Cookman
- 5 RB Jamie Lawson, Nicholls St.
- 6a P Chris Mohr, Alabama
- 6b LB Derrick Little, So. Carolina
- 7 traded to Buffalo in 1988 for LB Eugene Marve
- 8 G Carl Bax, Missouri
- 9 RB Patrick Egu, Nevada-Reno
- 10 T Ty Granger, Clemson
- 11a G Rod Mounts, Texas A&I
- 11b DE Willie Griffin, Nebraska
- 11c WR Herb Duncan, N. Arizona
- 12a traded to Indianapolis in 1988 for QB Joe Ferguson
- 12b CB Terry Young, Georgia Southern

**1990 (DRAFTED ALTERNATELY #4-6-5)**

- 1 LB Keith McCants, Alabama
- 2 RB Reggie Cobb, Tennessee
- 3 traded to San Diego for RB Gary Anderson
- 4a TE Jesse Anderson, Miss. St.
- 4b C Tony Mayberry, Wake Forest
- 5 G Ian Beckles, Indiana
- 6 RB Derrick Douglas, Louisiana Tech
- 7 DE Donnie Gardner, Kentucky
- 8 traded to L.A. Rams in 1989 for two 1989 11th round picks and a 1989 12th round pick
- 9 DE Terry Cook, Fresno St.
- 10 TE Mike Busch, Iowa St.
- 11 WR Terry Anthony, Florida St.
- 12 QB Todd Hammel, Stephen F. Austin

**1991 (DRAFTED ALTERNATELY #7-11-10-9-8)**

- 1 T Charles McRae, Tennessee
- 2 traded to San Diego in 1990 for RB Gary Anderson
- 3a WR Lawrence Dawsey, Florida St.
- 3b FB Robert Wilson, Texas A&M
- 4 S Tony Covington, Virginia
- 5a LB Terry Bagsby, East Texas St.
- 5b G Tim Ryan, Notre Dame
- 6 DT Rhett Hall, California
- 7 LB Calvin Tiggie, Georgia Tech
- 8 S Marty Carter, Middle Tenn. St.
- 9 WR/KR Treamelle Taylor, Nevada-Reno
- 10a QB Pat O'Hara, USC
- 10b RB Hyland Hickson, Mich. St.
- 11 DT Mike Snvold, Minnesota
- 12 LB Al Chamblee, Virginia Tech

**1992 (DRAFTED ALTERNATELY #2-4-3)**

- 1 traded to Indianapolis in 1990 for QB Chris Chandler
- 2 WR Courtney Hawkins, Michigan St.
- 3a DT Mark Wheeler, Texas A&M
- 3b TE Tyji Armstrong, Mississippi
- 4 QB Craig Erickson, Miami
- 5a CB Rogerick Green, Kansas St.
- 5b DT Santana Dotson, Baylor
- 6 LB James Malone, UCLA
- 7 S Ken Swilling, Georgia Tech
- 8a FB Anthony McDowell, Texas Tech
- 8b QB Mike Pawlawski, California
- 9 traded to Minnesota for LB Jimmy Williams
- 10 LB Elijah Alexander, Kansas St.
- 11 RB Mazio Royster, USC
- 12 P Klaus Wilmsmeyer, Louisville

**1993 (DRAFTED ALTERNATELY #6-5-8-7)**

- 1 DE Eric Curry, Alabama
- 2 LB Demetrius DuBose, Notre Dame
- 3a WR Lamar Thomas, Miami
- 3b S John Lynch, Stanford
- 4a FB Rudy Harris, Clemson
- 4b WR Horace Copeland, Miami
- 5 awarded to Green Bay as compensation for RB Vince Workman
- 6 DE Chidi Ahanotu, California
- 7 WR Tyree Davis, Central Ark.
- 8a WR Darrick Branch, Hawaii
- 8b PK Daron Alcorn, Akron

**1994 (DRAFTED ALTERNATELY #6-5-4)**

- 1 QB Trent Dillfer, Fresno St.
- 2 RB Errict Rhett, Florida
- 3 TE Harold Bishop, LSU
- 4 traded to Dallas for S Thomas Everett
- 5 T Pete Pierson, Washington
- 6 LB Bernard Carter, East Carolina
- 7 C Jim Pyne, Virginia Tech

**1995 (DRAFTED ALTERNATELY #7-6-5)**

- 1a DT Warren Sapp, Miami
- 1b LB Derrick Brooks, Florida St.
- 2 S Melvin Johnson, Kentucky
- 3 traded to Philadelphia
- 4 CB Jerry Wilson, Southern
- 5 CB Clifton Abraham, Florida St.
- 6 LB Wardell Rouse, Clemson
- 7a G/T Stephen Ingram, Maryland
- 7b DE Jeffrey Rodgers, Texas A&M-Kingsville

**1996 (DRAFTED ALTERNATELY #12-11-10-9-8-13)**

- 1a DE Regan Upshaw, California
- 1b DT Marcus Jones, North Carolina
- 2a FB Mike Alstott, Purdue
- 2b traded to San Diego for 1997 first round pick
- 3 CB Donnie Abraham, East Tennessee St.
- 4a T Jason Odum, Florida
- 4b S Eric Austin, Jackson St.
- 5 DT Jason Maniecki, Wisconsin
- 6 WR Nilo Silvan, Tennessee
- 7 CB Reggie Rusk, Kentucky

**1997 (DRAFTED ALTERNATELY #8-7-6)**

- 1a RB Warrick Dunn, Florida St.
- 1b WR Reidel Anthony, Florida
- 2 T Jerry Wunsch, Wisconsin
- 3a G Frank Middleton, Arizona
- 3b CB Ronde Barber, Virginia
- 4a traded to N.Y. Jets
- 4b LB Alshermond Singleton, Temple
- 5 TE Patrick Hape, Alabama
- 6a CB Al Harris, Texas A&M-Kingsville
- 6b WR Nigee Carter, Michigan St.
- 7 DT Anthony DeGrate, Stephen F. Austin

**1998 (DRAFTED ALTERNATELY #23-22)**

- 1 traded to Oakland for two 1998 second round picks
- 2a WR Jacquez Green, Florida
- 2b CB Brian Kelly, USC
- 2c traded to San Diego for 2000 first round pick
- 3 LB Jamie Duncan, Vanderbilt
- 4a C/G Todd Washington, Virginia Tech
- 4b traded to Atlanta
- 5 traded to N.Y. Jets for FB Lorenzo Neal
- 6a DT James Cannida, Nevada-Reno
- 6b S Shevin Smith, Florida St.
- 7 DE Chance McCarthy, Texas Christian

**1999 (DRAFTED ALTERNATELY #15-19-18-17-16)**

- 1 DT Anthony McFarland, LSU
- 2 QB Shaun King, Tulane
- 3 K Martin Gramatica, Kansas St.
- 4 S Dexter Jackson, Florida St.
- 5 DE John McLaughlin, California
- 6 traded to Baltimore for QB Eric Zeier
- 6b FB Lamarr Glenn, Florida St.
- 7a G/T Robert Hunt, Virginia
- 7b RB Autry Denson, Notre Dame
- 7c WR Darnell McDonald, Kansas St.

**2000 (DRAFTED ALTERNATELY #27-26)**

- 1a traded to N.Y. Jets for WR Keyshawn Johnson
- 1b traded to N.Y. Jets (see pick 1a)
- 2 G Cosey Coleman, Tennessee
- 3 LB Nate Webster, Miami
- 4 traded to Carolina
- 5 TE James Whalen, Kentucky
- 6 S David Gibson, USC
- 7 QB Joe Hamilton, Georgia Tech

**2001 (DRAFTED ALTERNATELY #21-20-23-22)**

- 1 T Kenyatta Walker, Florida
- 2 traded to Buffalo
- 3 CB Dwight Smith, Akron
- 4 S John Howell, Colorado St.
- 5 G Russ Hochstein, Nebraska
- 6a FB Jameel Cook, Illinois
- 6b DE Ellis Wymms, Mississippi St.
- 7a TE Dauntae Finger, North Carolina
- 7b S Than Merrill, Yale
- 7c DE Joe Tafoya, Arizona

**2002 (DRAFTED #21)**

- 1 traded to Oakland for head coach Jon Gruden
- 2 traded to Oakland (see pick 1)
- 3 WR Marquise Walker, Michigan
- 4 RB Travis Stephens, Tennessee
- 5 S Jermaine Phillips, Georgia
- 6 DE John Stamper, South Carolina
- 7a CB Tim Wansley, Georgia
- 7b TE Tracey Wistrom, Nebraska
- 7c WR Aaron Lockett, Kansas St.
- 7d C Zack Quaccia, Stanford

**2003 (DRAFTED #32)**

- 1 traded to Oakland in 2002 for head coach Jon Gruden
- 2 DE Dewayne White, Louisville
- 3 QB Chris Simms, Texas
- 4a T Lance Nimmo, West Virginia
- 4b C Austin King, Northwestern
- 5 G Sean Mahan, Notre Dame
- 6 CB Torrie Cox, Pittsburgh
- 7 traded to Miami in 2002 for T Cornell Green

**2004 (DRAFTED #15)**

- 1 WR Michael Clayton, LSU
- 2 traded to Oakland in 2002 for head coach Jon Gruden
- 3 LB Marquis Cooper, Washington
- 4 S Will Allen, Ohio St.
- 5 G Jeb Terry, North Carolina
- 6 TE Nate Lawrie, Yale
- 7a WR Mark Jones, Tennessee
- 7b FB Casey Cramer, Dartmouth
- 7c CB Lenny Williams, Southern



**2005 (DRAFTED ALTERNATELY #5-4-7-6)**

- 1 RB Carnell Williams, Auburn
- 2 LB Barrett Ruud, Nebraska
- 3a TE Alex Smith, Stanford
- 3b T Chris Colmer, North Carolina St.
- 4 G Dan Buening, Wisconsin
- 5a S Donte Nicholson, Oklahoma
- 5b WR Larry Brackins, Pearl River CC
- 6a DT Anthony Bryant, Alabama
- 6b traded to Cleveland for QB Luke McCown
- 7a FB Rick Razzano, Mississippi
- 7b WR Paris Warren, Utah
- 7c S Hamza Abdullah, Washington St.
- 7d WR J.R. Russell, Louisville

**2006 (DRAFTED ALTERNATELY #23-27-26-25-24)**

- 1 G/T Davin Joseph, Oklahoma
- 2 T Jeremy Trueblood, Boston College
- 3 WR Maurice Stovall, Notre Dame
- 4 CB Alan Zemaitis, Penn St.
- 5 DT/DE Julian Jenkins, Stanford
- 6a traded to San Francisco for QB Tim Rattay
- 6b QB Bruce Gradkowski, Toledo
- 6c TE T.J. Williams, North Carolina St.
- 7a CB Justin Phinisee, Oregon
- 7b DE Charles Bennett, Clemson
- 7c TE Tim Massaquoi, Michigan

**2007 (DRAFTED ALTERNATELY #4-3)**

- 1 DE Gaines Adams, Clemson
- 2a G Arron Sears, Tennessee
- 2b S Sabby Piscitelli, Oregon St.
- 3 LB Quincy Black, New Mexico
- 4 S Tanard Jackson, Syracuse
- 5 DT Greg Peterson, North Carolina Central
- 6a traded to N.Y. Jets in 2006 for TE Doug Jolley
- 6b LB Adam Hayward, Portland St.
- 7a T Chris Denman, Fresno St.
- 7b CB Marcus Hamilton, Virginia
- 7c RB Kenneth Darby, Alabama

**2008 (DRAFTED ALTERNATELY #20-21)**

- 1 CB Aqib Talib, Kansas
- 2 WR Dexter Jackson, Appalachian St.
- 3 OG Jeremy Zuttah, Rutgers
- 4 DT Dre Moore, Maryland
- 5 QB Josh Johnson, San Diego
- 6a LB Geno Hayes, Florida St.
- 6b traded to Kansas City in 2007 for RB Michael Bennett
- 7a traded to Denver in 2007 for QB Jake Plummer
- 7b RB Cory Boyd, South Carolina

**2009 (DRAFTED ALTERNATELY #19-18-17-20)**

- 1 QB Josh Freeman, Kansas State
- 2 traded to Cleveland for TE Kellen Winslow
- 3 DT Roy Miller, Texas
- 4 DE Kyle Moore, USC
- 5 T Xavier Fulton, Illinois
- 6 traded to Cleveland
- 7a CB E.J. Biggers, Western Michigan
- 7b traded to Pittsburgh for C/G Sean Mahan
- 7c traded to Dallas
- 7d WR Sammie Stroughter, Oregon State

**2010 (DRAFTED #3)**

- 1 DT Gerald McCoy, Oklahoma
- 2a DT Brian Price, UCLA
- 2b WR Arrelious Benn, Illinois
- 3 CB Myron Lewis, Vanderbilt
- 4 WR Mike Williams, Syracuse
- 5a traded to Cleveland in 2009 for TE Kellen Winslow
- 5b traded to Oakland
- 6 P Brent Bowden, Virginia Tech
- 7a S Cody Grimm, Virginia Tech
- 7b LB Dekoda Watson, Florida State
- 7c DE Erik Lorig, Stanford

**2011 (DRAFTED ALTERNATELY #20-19)**

- 1 DE Adrian Clayborn, Iowa
- 2 DE Da'Quan Bowers, Clemson
- 3 LB Mason Foster, Washington
- 4 TE Luke Stocker, Tennessee
- 5 S Ahmad Black, Florida
- 6a traded to Philadelphia in 2010 for WR Reggie Brown
- 6b RB Allen Bradford, USC
- 7a CB Anthony Gaitor, Florida International
- 7b LB Daniel Hardy, Idaho

**2012 (DRAFTED ALTERNATELY #5-4)**

- 1a S Mark Barron, Alabama,
- 1b RB Doug Martin, Boise State
- 2 LB Lavonte David, Nebraska
- 5 LB Najee Goode, West Virginia
- 6 DB Keith Tandy, West Virginia
- 7a RB Michael Smith, Utah State
- 7b TE Drake Dunsmore, Northwestern

**2013 (DRAFTED ALTERNATELY #13-11, 15-14)**

- 1 traded to New York Jets for CB Darrelle Revis
- 2 CB Johnthan Banks, Mississippi State
- 3 QB Mike Glennon, North Carolina State
- 4a DT Akeem Spence, Illinois
- 4b DE William Gholston, Michigan State
- 5 DE Steven Means, Buffalo
- 6 RB Mike James, Miami (FL)
- 7 traded to Philadelphia

**2014 (DRAFTED ALTERNATELY #7-3)**

- 1 WR Mike Evans, Texas A&M,
- 2 TE Austin Seferian-Jenkins, Washington
- 3 RB Charles Sims, West Virginia
- 4 traded in 2013 to New York Jets for CB Darrelle Revis,
- 5a G Kadeem Edwards, Tennessee State
- 5b T Kevin Pamphile, Purdue
- 6 traded to Chicago for G/T Gabe Carimi
- 6 WR Robert Herron, Wyoming
- 7 traded to Buffalo

**2015 (DRAFTED ALTERNATELY #1-2)**

- 1 QB Jameis Winston, Florida State
- 2a T Donovan Smith, Penn State
- 2b G Ali Marpet, Hobart
- 3 traded to Indianapolis
- 4a traded to New England for G Logan Mankins
- 4b LB Kwon Alexander, LSU
- 5a traded to Buffalo
- 5b WR Kenny Bell, Nebraska
- 6a traded to New England
- 6b WR Kaelin Clay, Utah
- 7a traded to Oakland
- 7b FB Joey Iosefa

**2016 (DRAFTED ALTERNATELY #9-8-11-10)**

- 1 CB Vernon Hargreaves III, Florida
- 2a DE Noah Spence, Eastern Kentucky
- 2b K Roberto Aguayo, Florida State
- 3 Traded to Kansas City
- 4 DB Ryan Smith, North Carolina Central
- 5 OL Caleb Benenoch, UCLA
- 6a LB Devante Bond, Oklahoma
- 6b TE Danny Vitale, Northwestern

**2017 (DRAFTED ALTERNATELY #19-18-20)**

- 1 TE O.J. Howard, Alabama
- 2 S Justin Evans, Texas A&M
- 3a WR Chris Godwin, Penn State
- 3b LB Kendell Beckwith, LSU
- 4 Traded to L.A. Rams through N.Y. Jets
- 5 RB Jeremy McNichols, Boise State
- 6 Traded to N.Y. Jets
- 7a DT Stevie Tu'ikolovatu, USC
- 7b Traded to Miami



# BUCCANEERS IN FREE AGENCY

Includes only unrestricted and restricted free agents

## FREE AGENTS SIGNED

PLAYER TEAM

### 1989 (6)

LB	Sam Anno	Minnesota
QB	Kerwin Bell	Atlanta
CB	Sherman Cocroft	Buffalo
WR	Willie Drewrey	Houston
RB	Sylvester Stamps	Atlanta
CB	Sidney Johnson	Kansas City

### 1990 (5)

LB	Adam Bob	N.Y. Jets
CB	Evan Cooper	Atlanta
T	Scott Dill	Phoenix
CB	Eric Everett	Philadelphia
CB	Rodney Rice	New England

### 1991 (4)

CB	William Frizzell	Philadelphia
DE	Marlon Jones	Cleveland
RB	Jamie Lawson	New England
DE	Derrell Robertson	Detroit

### 1992 (10)

LB	Ed Brady	Cincinnati
LB	Reggie Burnette	Green Bay
QB	Steve DeBerg	Kansas City
T	John Hunter	Atlanta
S	Joe King	Cleveland
CB	Sammy Lilly	L.A. Rams
CB	Milton Mack	New Orleans
G	Bruce Reimers	Cincinnati
P	Dan Stryzinski	Pittsburgh
PK	Ken Willis	Dallas

### 1993 (8)

S	Barney Bussey	Cincinnati
S	Jerry Gray	Houston
CB	Martin Mayhew	Washington
T	Anthony Munoz	Cincinnati
LB	Hardy Nickerson	Pittsburgh
QB	Mark Vlasic	Kansas City
LB	Van Waiters	Minnesota
RB	Vince Workman*	Green Bay

### 1994 (7)

CB	Charles Dimry	Denver
TE	Jackie Harris*	Green Bay
DE	Jeff Hunter	Miami
T	Tim Irwin	Minnesota
LB	Lonnie Marts	Kansas City
CB	Mike McGruder	San Francisco
CB	Tony Stargell	Indianapolis

## FREE AGENTS LOST

PLAYER TEAM

### 1989 (8)

RB	Kerry Goode	Denver
RB	Bobby Howard	Green Bay
LB	Victor Jones	Detroit
TE	Calvin Magee	Houston
RB	Jeff Smith	Green Bay
C	Kevin Thomas	Seattle
LB	Jackie Walker	N.Y. Jets
LB	Chris Washington	San Francisco

### 1990 (7)

CB	Sherman Cocroft	Detroit
CB	Donnie Elder	Miami
TE	William Harris	Green Bay
G	Mike Simmonds	San Diego
RB	Don Smith	Buffalo
DE	Rhondy Weston	Cleveland
RB	James Wilder	Washington

### 1991 (7)

LB	Sidney Coleman	Phoenix
RB	Derrick Douglas	Green Bay
CB	Odie Harris	Dallas
WR	Frank Pillow	Detroit
DT	Benji Roland	Atlanta
T	Harry Swayne	San Diego
DT	Willie Wyatt	Pittsburgh

### 1992 (10)

LB	Sam Anno	San Diego
G	John Bruhin	Philadelphia
QB	Jeff Carlson	N.Y. Giants
PK	Steve Christie	Buffalo
CB	Alonzo Hampton	Cleveland
LB	Eugene Marve	San Diego
NT	Gerald Nichols	Miami
QB	Pat O'Hara	San Diego
P	Mark Royals	Pittsburgh
TE	Ed Thomas	Buffalo

### 1993 (2)

QB	Vinny Testaverde	Cleveland
WR	Mark Carrier	Cleveland

### 1994 (6)

RB	Reggie Cobb	Green Bay
LB	Darrick Brownlow	Dallas
DT	Rhett Hall	San Francisco
TE	Ron Hall	Detroit
CB	Ricky Reynolds	New England
DT	Ray Seals	Pittsburgh

## FREE AGENTS SIGNED

PLAYER	TEAM
<b>1995 (6)</b>	
S John Booty	N.Y. Giants
S Kenneth Gant	Dallas
WR Alvin Harper	Dallas
P Reggie Roby	Washington
DT Marc Spindler	Detroit
KR Clarence Verdin	Atlanta
<b>1996 (4)</b>	
T Scott Adams	Chicago
CB Tyrone Legette	New Orleans
CB Jay Taylor	Kansas City
RB LeRoy Thompson	Kansas City
<b>1997 (1)</b>	
QB Steve Walsh	St. Louis
<b>1998 (2)</b>	
WR Bert Emanuel*	Atlanta
T Jason Mathews	Indianapolis
<b>1999 (0)</b>	
None	
<b>2000 (2)</b>	
C Jeff Christy	Minnesota
RB Jerry Ellison	New England
<b>2001 (2)</b>	
QB Brad Johnson	Washington
DE Simeon Rice	Arizona
<b>2002 (5)</b>	
TE Marco Battaglia	Washington
G Kerry Jenkins	N.Y. Jets
WR Joe Jurevicius	N.Y. Giants
RB Michael Pittman	Arizona
DE Greg Spires	Cleveland
<b>2003 (2)</b>	
C John Wade	Jacksonville
G Jason Whittle	N.Y. Giants

## FREE AGENTS LOST

PLAYER	TEAM
<b>1995 (5)</b>	
LB Jeff Brady	Minnesota
S Marty Carter	Chicago
S Tony Covington	Seattle
P Dan Stryzinski	Atlanta
KR Vernon Turner	Carolina
<b>1996 (7)</b>	
DT Santana Dotson	Green Bay
CB Mike McGruder	New England
G Charles McRae	Oakland
QB Todd Philcox	Jacksonville
G Mike Sullivan	Chicago
DT Mark Wheeler	New England
S Curtis Buckley*	San Francisco
<b>1997 (4)</b>	
G Ian Beckles	Philadelphia
LB Demetrius DuBose	N.Y. Jets
LB Lonnie Marts	Houston
WR Courtney Hawkins	Pittsburgh
<b>1998 (4)</b>	
DE Eric Curry	Green Bay
TE Jackie Harris	Tennessee
P Sean Landeta	Green Bay
LG Jim Pyne	Detroit
<b>1999 (0)</b>	
None	
<b>2000 (2)</b>	
QB Trent Dilfer	Baltimore
LB Hardy Nickerson	Jacksonville
<b>2001 (5)</b>	
LB Don Davis	St. Louis
TE Patrick Hape	Denver
DT Tyoka Jackson	St. Louis
G Frank Middleton	Oakland
S Damien Robinson	N.Y. Jets
<b>2002 (9)</b>	
RB Rabihi Abdullah	Chicago
WR Reidel Anthony	Washington
K Doug Brien	Minnesota
DT James Cannida	Indianapolis
LB Jamie Duncan	St. Louis
RB Warrick Dunn	Atlanta
WR Jacquez Green	Washington
T Pete Pierson	Indianapolis
DE Steve White	N.Y. Jets
<b>2003 (3)</b>	
S Dexter Jackson	Arizona
QB Rob Johnson	Washington
LB Alshermund Singleton	Dallas

## FREE AGENTS SIGNED

PLAYER TEAM

## 2004 (14)

RB	Brandon Bennett	Cincinnati
P	Josh Bidwell	Green Bay
LB	Keith Burns	Denver
FB	Greg Comella	Houston
CB	Mario Edwards	Dallas
RB	Charlie Garner	Oakland
QB	Jason Garrett	N.Y. Giants
LB	Ian Gold	Denver
LB	Jeff Gooch	Detroit
DE	Lamar King	Seattle
CB	Tommy Knight	Baltimore
G	Matt O'Dwyer	Cincinnati
DT	Darrell Russell	Washington
G	Matt Stinchcomb	Oakland

## 2005 (2)

TE	Anthony Becht	N.Y. Jets
DT	Chris Hovan	Minnesota

## 2006 (4)

WR	David Boston	Miami
G	Toniui Fonoti	Minnesota
T	Torin Tucker*	Dallas
LB	Jamie Winborn	Jacksonville

## 2007 (5)

FB	B.J. Askew	N.Y. Jets
DE/LB	Patrick Chukwurah	Denver
QB	Jeff Garcia	Philadelphia
LB	Cato June	Indianapolis
TE	Jerramy Stevens	Seattle

## 2008 (9)

DE	Marques Douglas	San Francisco
C	Jeff Faine	New Orleans
TE	John Gilmore	Chicago
LB	Leon Joe	Buffalo
LB	Teddy Lehman	Detroit
LB	Matt McCoy	New Orleans
TE	Ben Troupe	Tennessee
DE	Jimmy Wilkerson	Kansas City
DB	Eugene Wilson	New England

## 2009 (4)

LB	Angelo Crowell	Buffalo
QB	Byron Leftwich	Pittsburgh
K	Mike Nugent	N.Y. Jets
RB	Derrick Ward	N.Y. Giants

## 2010 (1)

S	Sean Jones	Philadelphia
---	------------	--------------

## FREE AGENTS LOST

PLAYER TEAM

## 2004 (8)

T	Cornell Green	Denver
RB	Thomas Jones	Chicago
QB	Shaun King	Arizona
DT	Warren Sapp	Oakland
RB	Aaron Stecker	New Orleans
P	Tom Tupa	Washington
LB	Nate Webster	Cincinnati
TE	Todd Yoder	Jacksonville

## 2005 (6)

LB	Keith Burns	Denver
G	Cosey Coleman	Cleveland
DT	Chartric Darby	Seattle
WR	Charles Lee	Arizona
G	Matt O'Dwyer	Green Bay
S	Dwight Smith	New Orleans

## 2006 (3)

FB	Jameel Cook	Houston
S	Dexter Jackson	Cincinnati
T	Todd Steussie	St. Louis

## 2007 (3)

T	Cornell Green	Oakland
G/C	Sean Mahan	Pittsburgh
DE	Dewayne White	Detroit

## 2008 (7)

TE	Anthony Becht	St. Louis
WR	Mark Jones	San Diego
CB	Brian Kelly	Detroit
C	Matt Lehr	New Orleans
S	Kalvin Pearson*	Detroit
RB	Michael Pittman	Denver
C	John Wade	Oakland

## 2009 (2)

DT	Jovan Haye	Tennessee
CB	Phillip Buchanan	Detroit

## 2010 (3)

S	Will Allen	Pittsburgh
WR	Antonio Bryant	Cincinnati
DE	Jimmy Wilkerson	New Orleans

## 2011 (6)

TE	John Gilmore	Pittsburgh
LB	Niko Koutouvides	New England
LB	Barrett Ruud	Tennessee
WR	Maurice Stovall	Detroit
DE	Stylez G. White	Minnesota
RB	Carnell Williams	St. Louis

## FREE AGENTS SIGNED

PLAYER	TEAM
<b>2011 (3)</b>	
P Michael Koenen	Atlanta
DT John McCargo	Buffalo
CB Ashton Youboty	Buffalo
<b>2012 (8)</b>	
DT Gary Gibson	St. Louis
DL Wallace Gilberry	Kansas City
WR Vincent Jackson	San Diego
T Jamon Meredith	Pittsburgh
G Carl Nicks	New Orleans
DT Amobi Okoye	Chicago
QB Dan Orlovsky	Indianapolis
CB Eric Wright	Detroit
<b>2013 (5)</b>	
LB Jonathan Casillas	New Orleans
TE Tom Crabtree	Green Bay
S Dashon Goldson	San Francisco
DT Derek Landri	Philadelphia
WR Kevin Ogletree	Dallas
<b>2014 (13)</b>	
T Anthony Collins	Cincinnati
G Oniel Cousins	Cleveland
C Evan Dietrich-Smith	Green Bay
LB Dane Fletcher	New England
WR Lavelle Hawkins	San Diego
CB Mike Jenkins	Oakland
DE Michael Johnson	Cincinnati
QB Josh McCown	Chicago
DT Clinton McDonald	Seattle
WR Louis Murphy Jr.	N.Y. Giants
TE Brandon Myers	N.Y. Giants
CB Alterraun Verner	Tennessee
S Major Wright	Chicago
<b>2015 (5)</b>	
LB Bruce Carter	Dallas
S Chris Conte	Chicago
LB Larry Dean	Buffalo
DT Henry Melton	Dallas
CB Sterling Moore	Dallas
<b>2016 (4)</b>	
P Bryan Anger	Jacksonville
DE Robert Ayers Jr.	New York Giants
CB Josh Robinson	Minnesota
G J.R. Sweezy	Seattle
<b>2017 (4)</b>	
DT Chris Baker	Washington
WR DeSean Jackson	Washington
CB Robert McClain	L.A. Chargers
S J.J. Wilcox	Dallas

\*denotes restricted free agents

## FREE AGENTS LOST

PLAYER	TEAM
<b>2012 (7)</b>	
LB Geno Hayes	Chicago
QB Josh Johnson	San Francisco
S Sean Jones	Detroit
T James Lee	Washington
S Corey Lynch	San Diego
CB Elbert Mack	New Orleans
WR Micheal Spurlock	San Diego
<b>2013 (4)</b>	
DE Michael Bennett	Seattle
CB E.J. Biggers	Washington
DT Roy Miller	Jacksonville
T Jeremy Trueblood	Washington
<b>2014 (6)</b>	
LB Adam Hayward	Washington
G/C Ted Larsen	Arizona
FB Erik Lorig	New Orleans
QB Dan Orlovsky	Detroit
WR Tiquan Underwood	Carolina
LB Dekoda Watson	Jacksonville
<b>2015 (3)</b>	
DE Adrian Clayborn	Atlanta
LB Dane Fletcher	New England
LB Mason Foster	Chicago
<b>2016 (2)</b>	
CB Sterling Moore	Buffalo
RB Bobby Rainey	N.Y. Giants
<b>2017 (4)</b>	
QB Mike Glennon	Chicago
S Bradley McDougald	Seattle
WR Russell Shepard	Carolina
DT Akeem Spence	Detroit

\*denotes restricted free agent

\*denotes restricted free agents

# YEAR-BY-YEAR LEADERS

## RUSHING (Yards)

YEAR	PLAYER	ATT.	YDS.	AVG.	LG	TD
1976	Louis Carter	171	521	3.0	26	1
1977	Ricky Bell	148	436	2.9	20	1
1978	Ricky Bell	185	679	3.7	56	6
1979	Ricky Bell	283	1,263	4.5	49	7
1980	Ricky Bell	174	599	3.4	40	2
1981	Jerry Eckwood	172	651	3.8	59	2
1982	James Wilder	83	324	3.9	47	3
1983	James Wilder	61	640	4.0	75t	4
1984	James Wilder	407	1,544	3.8	37	13
1985	James Wilder	365	1,300	3.6	28	10
1986	James Wilder	190	704	3.7	45t	2
1987	James Wilder	106	488	4.6	21	0
1988	Lars Tate	122	467	3.8	47t	7
1989	Lars Tate	167	589	3.5	48	8
1990	Gary Anderson	166	646	3.9	22	3
1991	Reggie Cobb	196	752	3.8	59t	7
1992	Reggie Cobb	310	1,171	3.8	25	9
1993	Reggie Cobb	221	658	3.0	16	3
1994	Errict Rhett	284	1,011	3.6	27	7
1995	Errict Rhett	332	1,207	3.6	21	11
1996	Errict Rhett	176	539	3.1	35	3
1997	Warrick Dunn	224	978	4.4	76	4
1998	Warrick Dunn	245	1,026	4.2	50	2
1999	Mike Alstott	242	949	3.9	30	7
2000	Warrick Dunn	248	1,133	4.6	70t	8
2001	Mike Alstott	165	680	4.1	39t	10
2002	Michael Pittman	204	718	3.5	21	1
2003	Michael Pittman	187	751	4.0	17	0
2004	Michael Pittman	219	926	4.2	78t	7
2005	Carnell Williams	290	1,178	4.1	71t	6
2006	Carnell Williams	225	798	3.5	38	1
2007	Earnest Graham	222	898	4.0	28t	10
2008	Warrick Dunn	186	786	4.2	40	2
2009	Carnell Williams	211	823	3.9	35	4
2010	LeGarrette Blount	201	1,007	5.0	53	6
2011	LeGarrette Blount	184	781	4.2	54t	5
2012	Doug Martin	319	1,454	4.6	70t	11
2013	Bobby Rainey	137	532	3.9	80t	5
2014	Doug Martin	134	494	3.7	63	2
2015	Doug Martin	288	1,402	4.9	84	6
2016	Jacquizz Rodgers	129	560	4.3	45	2

YEAR	PLAYER	ATT.	PASSING			TD	INT.	RATING
			COMP.	YDS.	PCT.			
1976	Steve Spurrier	311	156	1,628	50.2	7	12	57.1
1977	Gary Huff	138	67	889	48.6	3	13	37.0
1978	Doug Williams	194	73	1,170	37.6	7	8	53.5
1979	Doug Williams	387	166	2,448	41.8	18	24	52.6
1980	Doug Williams	521	254	3,396	48.8	20	16	69.7
1981	Doug Williams	471	238	3,563	50.5	19	14	76.5
1982	Doug Williams	307	164	2,071	53.4	9	11	69.4
1983	Jack Thompson	423	249	2,906	58.9	18	21	73.3
1984	Steve DeBerg	509	308	3,554	60.5	19	18	79.3
1985	Steve DeBerg	370	197	2,488	53.2	19	18	71.3
1986	Steve Young	363	195	2,382	53.7	8	13	65.5
1987	Steve DeBerg	275	159	1,891	57.8	14	7	85.3
1988	Vinny Testaverde	466	222	3,240	47.6	13	35	48.8
1989	Vinny Testaverde	480	258	3,133	53.8	20	22	68.9
1990	Vinny Testaverde	365	203	2,818	55.6	17	18	75.6
1991	Vinny Testaverde	326	166	1,994	50.9	8	15	59.0
1992	Vinny Testaverde	358	206	2,554	57.5	14	16	74.2
1993	Craig Erickson	457	233	3,054	51.0	18	21	66.4
1994	Craig Erickson	399	225	2,919	56.4	16	10	82.5
1995	Trent Dilfer	415	224	2,774	54.0	4	18	60.1
1996	Trent Dilfer	482	267	2,859	55.4	12	19	64.8
1997	Trent Dilfer	386	217	2,555	56.2	21	11	82.8
1998	Trent Dilfer	429	225	2,729	52.4	21	15	74.0
1999	Trent Dilfer	244	146	1,619	59.8	11	11	75.8
2000	Shaun King	428	233	2,769	54.4	18	13	75.8
2001	Brad Johnson	559	340	3,406	60.8	13	11	77.7
2002	Brad Johnson	451	281	3,049	62.3	22	6	92.9
2003	Brad Johnson	570	354	3,811	62.1	26	21	81.5
2004	Brian Griese	336	233	2,632	69.3	20	12	97.5
2005	Chris Simms	313	191	2,035	61.0	10	7	81.4
2006	Bruce Gradkowski	328	177	1,661	54.0	9	9	65.9
2007	Jeff Garcia	327	209	2,440	63.9	13	4	94.6
2008	Jeff Garcia	376	244	2,712	64.9	12	6	90.2
2009	Josh Freeman	290	158	1,855	54.5	10	18	59.8
2010	Josh Freeman	474	291	3,451	61.4	25	6	95.9
2011	Josh Freeman	551	346	3,592	62.8	16	22	74.6
2012	Josh Freeman	558	306	4,065	54.8	27	17	81.6
2013	Mike Glennon	416	247	2,608	59.4	19	9	83.9
2014	Josh McCown	327	184	2,206	56.3	11	14	70.5
2015	Jameis Winston	535	312	4,042	58.3	22	15	84.2
2016	Jameis Winston	567	345	4,090	60.8	28	18	86.1

OWNERSHIP

PLAYERS

2016 IN REVIEW

HISTORY

RECORDS

SIDELINES



## SCORING

YEAR	PLAYER	TD	PAT	FG	TP
1976	Morris Owens	6	0	0	36
1977	Allan Leavitt	0	5	5	20
1978	Neil O'Donoghue	0	25	13	64
1979	Neil O'Donoghue	0	30	11	63
1980	Garo Yepremian	0	31	16	79
1981	Bill Capece	0	30	15	75
1982	Bill Capece	0	14	18	68
1983	Bill Capece	0	23	10	53
1984	Obed Ariri	0	38	19	95
1985	Donald Igwebuike	0	30	22	96
1986	Donald Igwebuike	0	26	17	77
1987	Donald Igwebuike	0	24	14	66
1988	Donald Igwebuike	0	21	19	78
1989	Donald Igwebuike	0	33	22	99
1990	Steve Christie	0	27	23	96
1991	Steve Christie	0	22	15	67
1992	Reggie Cobb	9	0	0	54
1993	Michael Husted	0	27	16	75
1994	Michael Husted	0	20	23	89
1995	Michael Husted	0	25	19	82
1996	Michael Husted	0	18	25	93
1997	Michael Husted	0	32	13	71
1998	Michael Husted	0	29	21	92
1999	Martin Gramatica	0	25	27	106
2000	Martin Gramatica	0	42	28	126
2001	Martin Gramatica	0	28	23	97
2002	Martin Gramatica	0	32	32	128
2003	Martin Gramatica	0	33	16	81
2004	Michael Pittman	10	0	0	60
2005	Matt Bryant	0	31	21	94
2006	Matt Bryant	0	22	17	73
2007	Matt Bryant	0	34	28	118
2008	Matt Bryant	0	35	32	131
2009	Connor Barth	0	12	14	54
2010	Connor Barth	0	36	23	105
2011	Connor Barth	0	23	26	101
2012	Connor Barth	0	39	28	123
2013	Rian Lindell	0	31	23	100
2014	Patrick Murray	0	31	20	91
2015	Connor Barth	0	25	23	94
2016	Roberto Aguayo	0	32	22	98

OWNERSHIP

PLAYERS

2016 IN REVIEW

HISTORY

RECORDS

SIDELINES





# PUNT RETURNS (Yards)

YEAR	PLAYER	NO.	YDS.	AVG.	LG	TD
1976	Danny Reece	20	143	7.2	30	0
1977	Danny Reece	31	276	8.9	36	0
1978	Danny Reece	44	393	8.9	50	0
1979	Danny Reece	70	431	6.2	17	0
1980	Danny Reece	57	313	5.5	19	0
1981	Theo Bell	27	132	4.9	13	0
1982	John Holt	16	81	5.1	22	0
1983	Andre Tyler	27	208	7.7	16	0
1984	Leon Bright	23	173	7.5	21	0
1985	Leon Bright	12	124	10.3	29	0
1986	Bobby Futrell	14	67	4.8	12	0
1987	Bobby Futrell	24	213	8.9	22	0
1988	Bobby Futrell	27	283	10.5	40	0
1989	Willie Drewrey	20	220	11.0	55	0
1990	Willie Drewrey	23	184	8.0	16	0
1991	Willie Drewrey	38	360	9.5	33	0
1992	Courtney Hawkins	13	53	4.1	17	0
1993	Courtney Hawkins	15	166	11.1	35	0
1994	Vernon Turner	21	218	10.4	80t	1
1995	Bobby Joe Edmonds	29	293	10.1	45	0
1996	Karl Williams	13	274	21.1	88t	1
1997	Karl Williams	46	597	13.0	63	1
1998	Jacquez Green	30	453	15.1	95t	1
1999	Jacquez Green	23	204	8.9	31	0
2000	Karl Williams	31	286	9.2	73t	1
2001	Karl Williams	35	366	10.5	84t	1
2002	Karl Williams	43	410	9.5	56t	1
2003	Karl Williams	15	110	7.3	19	0
2004	Joey Galloway	20	142	7.1	59t	1
2005	Mark Jones	51	492	9.6	31	0
2006	Ike Hilliard	24	163	6.8	16	0
2007	Mark Jones	12	143	11.9	35	0
2008	Clifton Smith	23	324	14.1	70t	1
2009	Clifton Smith	23	232	10.1	21	0
2010	Micheal Spurlock	28	193	6.9	23	0
2011	Preston Parker	23	210	9.1	34	0
2012	Roscoe Parrish	30	298	9.9	39	0
2013	Eric Page	23	251	10.9	52	0
2014	Solomon Patton	10	112	11.2	33	0
2015	Bobby Rainey	29	288	9.9	58	0
2016	Adam Humphries	24	237	9.9	25	0

OWNERSHIP

PLAYERS

2016 IN REVIEW

HISTORY

RECORDS

SIDELINES



1981	Tackles:	LB Cecil Johnson 174, LB Hugh Green 151, LB Richard Wood 140
	Sacks:	DE Lee Roy Selmon 6.5
1982	Tackles:	LB Hugh Green 71, LB Cecil Johnson 70, LB Scot Brantley 62
	Sacks:	DE Dave Stalls 6.5
1983	Tackles:	LB Hugh Green 138, LB Jeff Davis 137, LB Scot Brantley 134
	Sacks:	DE Lee Roy Selmon 11
1984	Tackles:	LB Jeff Davis 165, DT David Logan 106, LB Scot Brantley 105
	Sacks:	DE Lee Roy Selmon 8
1985	Tackles:	LB Jeff Davis 132, LB Chris Washington 102, S Ivory Sully 98
	Sacks:	DT David Logan 6.5
1986	Tackles:	LB Jeff Davis 136, LB Scot Brantley 127, LB Chris Washington 94
	Sacks:	LB Keith Browner, LB Chris Washington 4
1987	Tackles:	LB Ervin Randle 108, LB Jeff Davis 70, CB Ricky Reynolds 70
	Sacks:	DE Ron Holmes 8
1988	Tackles:	LB Eugene Marve 121, S Harry Hamilton 107, LB Kevin Murphy 75
	Sacks:	DE Ron Holmes 4
1989	Tackles:	LB Ervin Randle 114, LB Eugene Marve 106, S Mark Robinson 104
	Sacks:	LB Kevin Murphy 6
1990	Tackles:	S Harry Hamilton 119, S Mark Robinson 115, LB Eugene Marve 111
	Sacks:	LB Broderick Thomas 7.5
1991	Tackles:	LB Broderick Thomas 174, LB Jesse Solomon 128, S Tony Covington 84
	Sacks:	LB Broderick Thomas 11
1992	Tackles:	S Marty Carter 118, LB Jimmy Williams 115, LB Broderick Thomas 113
	Sacks:	DT Santana Dotson 10
1993	Tackles:	LB Hardy Nickerson 214, S Marty Carter 130, CB Martin Mayhew 76
	Sacks:	DE Ray Seals 8.5
1994	Tackles:	LB Hardy Nickerson 122, S Marty Carter 93, S Barney Bussey 72
	Sacks:	DT Brad Culpepper 4
1995	Tackles:	LB Hardy Nickerson 143, LB Derrick Brooks 79, CB Charles Dimry 77
	Sacks:	DT Santana Dotson 5
1996	Tackles:	LB Derrick Brooks 133, LB Hardy Nickerson 120, S John Lynch 103
	Sacks:	DT Warren Sapp 9
1997	Tackles:	LB Hardy Nickerson 194, LB Derrick Brooks 182, S John Lynch 154
	Sacks:	DT Warren Sapp 10.5
1998	Tackles:	LB Derrick Brooks 189, S John Lynch 107, S Charles Mincy 95
	Sacks:	DT Brad Culpepper 9
1999	Tackles:	LB Derrick Brooks 180, LB Hardy Nickerson 141, S John Lynch 128
	Sacks:	DT Warren Sapp 12.5
2000	Tackles:	LB Derrick Brooks 179, S John Lynch 110, S Damien Robinson 104
	Sacks:	DT Warren Sapp 16.5
2001	Tackles:	LB Derrick Brooks 165, LB Jamie Duncan 130, S John Lynch 105
	Sacks:	DE Simeon Rice 11
2002	Tackles:	LB Derrick Brooks 170, LB Shelton Quarles 159, S John Lynch 96
	Sacks:	DE Simeon Rice 15.5
2003	Tackles:	LB Derrick Brooks 151, CB Ronde Barber 111, LB Shelton Quarles 110
	Sacks:	DE Simeon Rice 15.0
2004	Tackles:	LB Derrick Brooks 172, LB Shelton Quarles 163, LB Ian Gold 120
	Sacks:	DE Simeon Rice 12.0
2005	Tackles:	LB Shelton Quarles 196, LB Derrick Brooks 174, CB Ronde Barber 120
	Sacks:	DE Simeon Rice 14.0
2006	Tackles:	LB Derrick Brooks 150, LB Shelton Quarles 136, Jermaine Phillips 124
	Sacks:	DE Greg Spires 5.0, DE Dewayne White 5.0, DT Ellis Wymys 5.0
2007	Tackles:	LB Barrett Ruud 169, LB Derrick Brooks 162, LB Cato June 120, S Jermaine Phillips 120
	Sacks:	DE Greg White 8
2008	Tackles:	LB Barrett Ruud 178, LB Derrick Brooks 111, LB Cato June 104, FS Tanard Jackson 102
	Sacks:	DE Gaines Adams 6.5
2009	Tackles:	LB Barrett Ruud 205, LB Geno Hayes 136, CB Ronde Barber 93, LB Quincy Black 93
	Sacks:	DE Stylez G. White 6.5
2010	Tackles:	LB Barrett Ruud 161, LB Geno Hayes 104, CB Ronde Barber 102, S Sean Jones 89
	Sacks:	DE Stylez G. White 4.5

2011	Tackles:	LB Mason Foster 126, S Sean Jones 92, LB Geno Hayes 86, CB Ronde Barber 77
	Sacks:	DE Adrian Clayborn 7.5
2012	Tackles:	LB Lavonte David 139, LB Mason Foster 104, S Ronde Barber 92, S Mark Barron 88
	Sacks:	DE Michael Bennett 9.0
2013	Tackles:	LB Lavonte David 144, LB Mason Foster 92, S Mark Barron 88, S Dashon Goldson 71
	Sacks:	DT Gerald McCoy 9.5
2014	Tackles:	LB Lavonte David 146, S Dashon Goldson 80, LB Danny Lannan 79, CB Alterraun Verner 76
	Sacks:	DT Gerald McCoy 8.5
2015	Tackles:	LB Lavonte David 147, LB Kwon Alexander 93, S Bradley McDougald 87, S Chris Conte 78
	Sacks:	DT Gerald McCoy 8.5
2016	Tackles:	LB Kwon Alexander 145, S Bradley McDougald 91, LB Lavonte David 87, CB Vernon Hargreaves III 76
	Sacks:	DT Gerald McCoy 7.0

## YEAR-BY-YEAR RECORDS

YEAR	REGULAR SEASON				DIV. RANK	POSTSEASON			HEAD COACH	CUM. REC. W/BUCS	
	W	L	T	PCT.		W	L	T		REG.	POST.
1976	0	14	0	.000	#5th	—	—	—	John McKay	(0-14)	
1977	2	12	0	.143	5th	—	—	—	John McKay	(2-26)	
1978	5	11	0	.313	5th	—	—	—	John McKay	(7-37)	
1979	10	6	0	.625	1st	1	1	0	John McKay	(17-43)	(1-1)
1980	5	10	1	.344	t-4th	—	—	—	John McKay	(22-53)	
1981	9	7	0	.563	1st	0	1	0	John McKay	(31-60)	(1-2)
1982	5	4	0	.556	t-2nd	0	1	0	John McKay	(35-64)	(1-3)
1983	2	14	0	.125	5th	—	—	—	John McKay	(37-78)	
1984	6	10	0	.375	3rd	—	—	—	John McKay	(44-88-1)	
1985	2	14	0	.125	5th	—	—	—	Leeman Bennett	(2-14)	
1986	2	14	0	.125	5th	—	—	—	Leeman Bennett	(4-28)	
1987	4	11	0	.267	t-4th	—	—	—	Ray Perkins	(4-11)	
1988	5	11	0	.313	3rd	—	—	—	Ray Perkins	(9-22)	
1989	5	11	0	.313	5th	—	—	—	Ray Perkins	(14-33)	
1990	6	10	0	.375	t-2nd	—	—	—	Ray Perkins *	(19-41)	
									Richard Williamson *	(1-2)	
1991	3	13	0	.188	5th	—	—	—	Richard Williamson	(4-15)	
1992	5	11	0	.313	t-3rd	—	—	—	Sam Wyche	(5-11)	
1993	5	11	0	.313	5th	—	—	—	Sam Wyche	(10-22)	
1994	6	10	0	.375	5th	—	—	—	Sam Wyche	(16-32)	
1995	7	9	0	.438	5th	—	—	—	Sam Wyche	(23-41)	
1996	6	10	0	.375	4th	—	—	—	Tony Dungy	(6-10)	
1997	10	6	0	.625	2nd	1	1	0	Tony Dungy	(16-16)	(1-1)
1998	8	8	0	.500	3rd	—	—	—	Tony Dungy	(24-24)	
1999	11	5	0	.688	1st	1	1	0	Tony Dungy	(35-29)	(2-2)
2000	10	6	0	.625	2nd	0	1	0	Tony Dungy	(45-35)	(2-3)
2001	9	7	0	.563	3rd	0	1	0	Tony Dungy	(54-42)	(2-4)
2002	12	4	0	.750	1st	3	0	0	Jon Gruden	(12-4)	(3-0)
2003	7	9	0	.438	3rd	—	—	—	Jon Gruden	(19-13)	
2004	5	11	0	.313	4th	—	—	—	Jon Gruden	(24-24)	
2005	11	5	0	.688	1st	0	1	0	Jon Gruden	(35-29)	(3-1)
2006	4	12	0	.250	4th	—	—	—	Jon Gruden	(39-41)	
2007	9	7	0	.563	1st	0	1	0	Jon Gruden	(48-48)	(3-2)
2008	9	7	0	.563	3rd	—	—	—	Jon Gruden	(57-55)	
2009	3	13	0	.231	4th	—	—	—	Raheem Morris	(3-13)	
2010	10	6	0	.625	3rd	—	—	—	Raheem Morris	(13-19)	
2011	4	12	0	.250	4th	—	—	—	Raheem Morris	(17-31)	
2012	7	9	0	.438	4th	—	—	—	Greg Schiano	(7-9)	
2013	4	12	0	.250	4th	—	—	—	Greg Schiano	(11-21)	
2014	2	14	0	.125	4th	—	—	—	Lovie Smith	(2-14)	
2015	6	10	0	.375	4th	—	—	—	Lovie Smith	(8-24)	
2016	9	7	0	.563	2nd	—	—	—	Dirk Koetter	(9-7)	
<b>Totals</b>	<b>250</b>	<b>393</b>	<b>1</b>	<b>.389</b>		<b>6</b>	<b>9</b>	<b>0</b>			

# Tampa Bay was in the AFC West in 1976 only.

\* Ray Perkins coached the first 13 games of 1990, Richard Williamson coached the last three games of 1990.

# BUCCANEER ALL-TIME COACHES RECORDS

(REGULAR SEASON ONLY)

YEAR	HEAD COACH	W-L-T
1976-84	John McKay	44-88-1
1985-86	Leeman Bennett	4-28-0
1987-90	Ray Perkins*	19-41-0
1990-91	Richard Williamson#	4-15-0
1992-95	Sam Wyche	23-41-0
1996-01	Tony Dungy	54-42-0
2002-08	Jon Gruden	57-55-0
2009-11	Raheem Morris	17-31-0
2012-13	Greg Schiano	11-21-0
2014-15	Lovie Smith	8-24-0
2016-	Dirk Koetter	9-7-0

\* first 13 games of 1990

# last three games of 1990

## HOME/AWAY RECORDS

HOME RECORD					ROAD RECORD				
YEAR	W	L	T	PCT.	YEAR	W	L	T	PCT.
1976	0	7	0	.000	1976	0	7	0	.000
1977	1	6	0	.143	1977	1	6	0	.143
1978	3	5	0	.375	1978	2	6	0	.250
1979	5	3	0	.625	1979	5	3	0	.625
1980	2	5	1	.313	1980	3	5	0	.375
1981	6	2	0	.750	1981	3	5	0	.375
1982	4	1	0	.800	1982	1	3	0	.250
1983	1	7	0	.125	1983	1	7	0	.125
1984	6	2	0	.750	1984	0	8	0	.000
1985	2	6	0	.250	1985	0	8	0	.000
1986	1	7	0	.125	1986	1	7	0	.125
1987	2	5	0	.286	1987	2	6	0	.250
1988	3	5	0	.375	1988	2	6	0	.250
1989	2	6	0	.250	1989	3	5	0	.375
1990	4	4	0	.500	1990	2	6	0	.250
1991	3	5	0	.375	1991	0	8	0	.000
1992	3	5	0	.375	1992	2	6	0	.250
1993	3	5	0	.375	1993	2	6	0	.250
1994	4	4	0	.500	1994	2	6	0	.250
1995	5	3	0	.625	1995	2	6	0	.250
1996	5	3	0	.625	1996	1	7	0	.125
1997	5	3	0	.625	1997	5	3	0	.625
1998	6	2	0	.750	1998	2	6	0	.250
1999	7	1	0	.875	1999	4	4	0	.500
2000	6	2	0	.750	2000	4	4	0	.500
2001	5	3	0	.600	2001	4	4	0	.500
2002	6	2	0	.750	2002	6	2	0	.750
2003	3	5	0	.375	2003	4	4	0	.500
2004	4	4	0	.500	2004	1	7	0	.125
2005	6	2	0	.750	2005	5	3	0	.625
2006	3	5	0	.375	2006	1	7	0	.125
2007	6	2	0	.750	2007	3	5	0	.375
2008	6	2	0	.750	2008	3	5	0	.375
2009	1	7	0	.125	2009	2	6	0	.250
2010	4	4	0	.500	2010	6	2	0	.750
2011	3	5	0	.375	2011	1	7	0	.125
2012	3	5	0	.375	2012	4	4	0	.500
2013	3	5	0	.375	2013	1	7	0	.125
2014	0	8	0	.000	2014	2	6	0	.250
2015	3	5	0	.375	2015	3	5	0	.375
2016	4	4	0	.500	2016	5	3	0	.625
<b>Totals</b>	<b>149</b>	<b>172</b>	<b>1</b>	<b>.464</b>	<b>Totals</b>	<b>101</b>	<b>221</b>	<b>0</b>	<b>.314</b>

## STARTING QUARTERBACKS BY YEAR

YEAR	QUARTERBACKS
1976	Steve Spurrier (0-12), Parnell Dickinson (0-1), Terry Hanratty (0-1)
1977	Gary Huff (2-4), Jeb Blount (0-4), Randy Hedberg (0-4)
1978	Doug Williams (4-6), Mike Rae (1-4), Mike Boryla (0-1)
1979	Doug Williams (10-6, 1-1 playoffs)
1980	Doug Williams (5-10-1)
1981	Doug Williams (9-7, 0-1 playoffs)
1982	Doug Williams (5-4, 0-1 playoffs)
1983	Jack Thompson (2-11), Jerry Golsteyn (0-3)
1984	Steve DeBerg (5-8), Jack Thompson (1-2)
1985	Steve DeBerg (1-10), Steve Young (1-4)
1986	Steve Young (2-12), Steve DeBerg (0-2)
1987	Steve DeBerg (2-6), Vinny Testaverde (0-4), John Reaves (1-1), Jim Zorn (1-0)
1988	Vinny Testaverde (5-10), Joe Ferguson (0-1)
1989	Vinny Testaverde (5-9), Joe Ferguson (0-2)
1990	Vinny Testaverde (6-7), Chris Chandler (0-3)
1991	Vinny Testaverde (3-9), Chris Chandler (0-3), Jeff Carlson (0-1)
1992	Vinny Testaverde (5-9), Steve DeBerg (0-2)
1993	Craig Erickson (5-10), Steve DeBerg (0-1)
1994	Craig Erickson (6-8), Trent Dilfer (0-2)
1995	Trent Dilfer (7-9)
1996	Trent Dilfer (6-10)
1997	Trent Dilfer (10-6, 1-1 playoffs)
1998	Trent Dilfer (8-8)
1999	Trent Dilfer (7-3), Shaun King (4-1, 1-1 playoffs), Eric Zeier (0-1)
2000	Shaun King (10-6, 0-1 playoffs)
2001	Brad Johnson (9-7, 0-1 playoffs)
2002	Brad Johnson (10-3, 3-0 playoffs), Rob Johnson (2-0), Shaun King (0-1)
2003	Brad Johnson (7-9)
2004	Brian Griese (4-6), Brad Johnson (0-4), Chris Simms (1-1)
2005	Brian Griese (5-1), Chris Simms (6-4, 0-1 playoffs)
2006	Bruce Gradkowski (3-8), Tim Rattay (1-1), Chris Simms (0-3)
2007	Jeff Garcia (8-5, 0-1 playoffs), Luke McCown (1-2)
2008	Jeff Garcia (6-5), Brian Griese (3-2)
2009	Byron Leftwich (0-3), Josh Johnson (0-4), Josh Freeman (3-6)
2010	Josh Freeman (10-6)
2011	Josh Freeman (4-11), Josh Johnson (0-1)
2012	Josh Freeman (7-9)
2013	Josh Freeman (0-3), Mike Glennon (4-9)
2014	Josh McCown (1-10), Mike Glennon (1-4)
2015	Jameis Winston (6-10)
2016	Jameis Winston (9-7)

HIGHEST WINNING PERCENTAGE BY STARTING QUARTERBACK  
(REGULAR SEASON)

QUARTERBACK	RECORD	PERCENTAGE
Shaun King	14-8	.636
Jeff Garcia	14-10	.583
Brian Griese	12-9	.571
Brad Johnson	26-23	.531
Trent Dilfer	38-38	.500
Doug Williams	33-33-1	.500
Chris Simms	7-8	.467
Josh Freeman	24-32	.429
Craig Erickson	11-18	.379
<b>Jameis Winston</b>	<b>15-17</b>	<b>.469</b>
Vinny Testaverde	24-48	.333
Mike Glennon	5-13	.278
Bruce Gradkowski	3-8	.273
Steve DeBerg	8-29	.216
Jack Thompson	3-13	.188
Steve Young	3-16	.158
Josh McCown	1-10	.091

\* minimum 10 starts

## MOST WINS BY STARTING QUARTERBACK

### (REGULAR SEASON)

PLAYER	RECORD	PCT.
Trent Dilfer	38-38	.500
Doug Williams	33-33-1	.500
Brad Johnson	26-23	.531
Josh Freeman	24-32	.425
Vinny Testaverde	24-48	.333
Jameis Winston	15-17	.469

### (PLAYOFFS)

PLAYER	RECORD	PCT.
Brad Johnson	3-1	.750
Trent Dilfer	1-1	.500
Shaun King	1-2	.333
Doug Williams	1-3	.250

## QUARTERBACKS' RECORDS AS STARTERS

PLAYER	RECORD
Jeb Blount	0-4
Mike Boryla	0-1
Jeff Carlson	0-1
Chris Chandler	0-6
Steve DeBerg	8-29
Parnell Dickinson	0-1
Trent Dilfer	38-38 (1-1 playoffs)
Craig Erickson	11-18
Joe Ferguson	0-3
Josh Freeman	24-32
Jeff Garcia	14-10 (0-1 playoffs)
Mike Glennon	5-13
Jerry Golsteyn	0-3
Bruce Gradkowski	3-8
Brian Griese	12-9
Terry Hanratty	0-1
Randy Hedberg	0-4
Gary Huff	2-4
Brad Johnson	26-23 (3-1 playoffs)

PLAYER	RECORD
Josh Johnson	0-5
Rob Johnson	2-0
Shaun King	14-8 (1-2 playoffs)
Byron Leftwich	0-3
Josh McCown	1-10
Luke McCown	1-2
Mike Rae	1-4
Tim Rattay	1-1
John Reaves	1-1
Chris Simms	7-8 (0-1 playoffs)
Steve Spurrier	0-12
Vinny Testaverde	24-48
Jack Thompson	3-13
Doug Williams	33-33-1 (1-3 playoffs)
<b>Jameis Winston</b>	<b>15-17</b>
Steve Young	3-16
Eric Zeier	0-1
Jim Zorn	1-0



## YEAR-BY-YEAR OFFENSE (REGULAR SEASON)

YEAR	TOTAL PLAYS	FIRST DOWNS	RUSH YARDS	NET PASS YARDS	TOTAL YARDS	TOTAL POINTS
1976	859	191	1,503	1,503	3,006	125
1977	834	168	1,424	1,269	2,693	103
1978	962	238	2,098	1,703	3,800	241
1979	1,055	267	<b>2,437</b>	2,612	5,049	273
1980	1,031	281	1,839	3,220	5,059	271
1981	950	269	1,731	3,429	5,160	315
1982	587	163	952	1,943	2,895	158
1983	1,005	248	1,353	3,124	4,477	241
1984	<b>1,091</b>	<b>344</b>	1,776	3,545	5,321	335
1985	982	291	1,644	3,122	4,766	294
1986	970	273	1,863	2,498	4,361	239
1987	954	263	1,365	3,016	4,381	286
1988	998	295	1,753	3,308	5,061	261
1989	1,025	288	1,570	3,335	4,842	320
1990	911	238	1,626	2,849	4,475	264
1991	922	249	1,429	2,572	4,001	199
1992	994	281	1,706	3,065	4,771	267
1993	949	241	1,290	3,021	4,311	237
1994	951	276	1,489	3,265	4,754	251
1995	961	283	1,587	2,955	4,542	238
1996	996	260	1,589	2,727	4,316	221
1997	915	249	1,934	2,442	4,376	299
1998	1,000	262	2,148	2,606	4,754	314
1999	991	245	1,776	2,478	4,254	270
2000	961	275	2,066	2,583	4,649	388
2001	1,046	298	1,371	3,323	4,694	324
2002	1,022	287	1,557	3,445	5,002	346
2003	1,036	307	1,648	3,805	5,453	301
2004	949	271	1,489	3,474	4,963	301
2005	985	268	1,826	2,890	4,716	300
2006	972	237	1,523	2,798	4,321	211
2007	975	281	1,872	3,357	5,229	334
2008	1,045	298	1,837	3,619	5,456	361
2009	961	246	1,627	2,973	4,600	244
2010	955	288	2,001	3,361	5,362	341
2011	966	277	1,458	3,650	5,108	287
2012	1,008	301	1,837	<b>3,983</b>	5,820	<b>389</b>
2013	981	269	1,612	2,820	4,432	288
2014	936	263	1,375	3,297	4,672	277
2015	1,017	336	2,162	3,852	<b>6,014</b>	342
2016	1,066	340	1,616	3,926	5,542	354

**Bold**=Club Record; 1976-77-14 games; 1978-81-16 games; 1982-9 games; 1983-86-16 games; 1987-15 games; 1988-12-16 games

# YEAR-BY-YEAR DEFENSE (REGULAR SEASON)

YEAR	TOTAL PLAYS	FIRST DOWNS	RUSH YARDS	NET PASS YARDS	TOTAL YARDS	TOTAL POINTS
1976	933	283	2,560	2,241	4,801	412
1977	948	241	2,031	1,895	3,926	223
1978	1,047	256	2,049	2,279	4,328	259
1979	1,015	247	1,873	2,076	3,949	237
1980	1,088	313	2,101	3,304	5,405	341
1981	1,115	320	2,172	3,140	5,312	268
1982	<b>564</b>	<b>159</b>	<b>1,058</b>	<b>1,384</b>	<b>2,442</b>	<b>178</b>
1983	1,093	320	2,082	3,315	5,397	380
1984	1,033	311	2,233	3,241	5,474	380
1985	1,087	351	2,430	3,678	6,108	448
1986	1,061	362	2,648	3,685	6,333	473
1987	996	314	2,038	2,949	4,987	360
1988	1,025	293	1,551	3,604	5,155	350
1989	1,027	317	2,023	3,437	5,460	419
1990	1,001	313	2,223	3,256	5,479	367
1991	989	295	2,107	2,872	4,979	365
1992	985	296	1,675	3,510	5,185	365
1993	1,011	280	1,994	3,252	5,246	376
1994	986	298	1,964	3,372	5,336	351
1995	1,031	336	1,754	3,958	5,712	335
1996	976	296	1,889	2,925	4,814	293
1997	981	265	1,617	3,011	4,628	263
1998	925	244	1,583	2,762	4,345	295
1999	977	228	1,407	2,873	4,280	235
2000	1,047	283	1,648	3,152	4,800	269
2001	950	262	1,702	2,951	4,653	280
2002	963	236	1,554	2,490	4,044	196
2003	962	249	1,756	2,710	4,466	264
2004	961	258	1,973	2,579	4,552	304
2005	950	254	1,515	2,929	4,444	274
2006	1,015	300	1,917	3,354	5,271	353
2007	977	258	1,726	2,728	4,454	270
2008	945	259	1,901	2,997	4,898	323
2009	1,039	324	2,531	3,318	5,849	400
2010	991	307	2,107	3,216	5,323	318
2011	1,002	356	2,497	3,814	6,311	494
2012	1,031	329	1,320	4,758	6,078	394
2013	1,020	324	1,762	3,806	5,568	389
2014	1,067	353	1,819	4,084	5,903	410
2015	1,044	351	1,606	3,840	5,446	417
2016	1,013	326	1,875	4,012	5,887	369

**Bold**=Club Record; 1976-77–14 games; 1978-81–16 games; 1982–9 games; 1983-86–16 games; 1987–15 games; 1988-12–16 games

OWNERSHIP

PLAYERS

2016 IN REVIEW

HISTORY

RECORDS

SIDELINES

YEAR-BY-YEAR NFL YARDAGE RANKINGS (REGULAR SEASON)

YEAR	OVERALL	OFFENSE		PASS	OVERALL	DEFENSE	
		RUSH	RUSH			RUSH	PASS
1976	28 (214.7)	26 (107.4)	25 (107.4)	24 (342.9)	24 (182.9)	19 (160.1)	
1977	28 (192.4)	28 (101.7)	28 (90.6)	13 (280.4)	17 (145.1)	11 (135.3)	
1978	28 (237.5)	19 (131.1)	28 (106.4)	4 (270.5)	7 (128.1)	4 (142.4)	
1979	14 (315.6)	8 (152.3)	18 (163.3)	1 (246.8)	7 (117.1)	1 (129.8)	
1980	15 (316.2)	21 (114.9)	10 (201.3)	20 (337.8)	19 (131.3)	18 (206.5)	
1981	18 (322.5)	24 (108.2)	11 (214.3)	13 (332.0)	22 (135.8)	12 (196.3)	
1982	13 (321.7)	19 (105.8)	6 (215.9)	3 (271.3)	18 (117.6)	4 (153.8)	
1983	28 (279.8)	27 (84.6)	15 (195.3)	16 (337.3)	15 (130.1)	19 (207.2)	
1984	10 (332.6)	19 (111.0)	8 (221.6)	20 (342.1)	25 (139.6)	13 (202.6)	
1985	23 (297.9)	121 (102.8)	17 (195.1)	26 (381.8)	25 (151.9)	25 (229.9)	
1986	27 (272.6)	12 (116.4)	27 (156.1)	28 (395.8)	28 (165.5)	24 (230.3)	
1987	27 (292.1)	26 (91.0)	15 (201.1)	16 (332.5)	21 (135.9)	11 (196.6)	
1988	17 (316.3)	21 (109.6)	12 (206.8)	13 (322.2)	2 (96.9)	26 (225.3)	
1989	22 (302.6)	23 (94.2)	14 (208.4)	17 (341.3)	21 (126.4)	14 (214.8)	
1990	24 (279.7)	19 (101.6)	17 (178.1)	24 (342.4)	25 (138.9)	18 (203.5)	
1991	26 (250.1)	19 (89.3)	28 (160.8)	11 (311.2)	25 (131.7)	5 (179.5)	
1992	16 (298.2)	14 (106.6)	15 (191.6)	25 (324.1)	11 (104.7)	28 (219.4)	
1993	25 (269.4)	27 (80.6)	20 (188.8)	22 (327.9)	23 (124.6)	18 (203.3)	
1994	20 (297.1)	22 (93.1)	17 (204.1)	21 (333.5)	26 (122.8)	11 (210.8)	
1995	27 (283.9)	19 (99.2)	26 (184.7)	27 (357.0)	15 (109.6)	26 (247.4)	
1996	28 (269.8)	22 (99.3)	29 (170.4)	11 (300.9)	22 (118.1)	4 (182.8)	
1997	29 (273.5)	11 (120.9)	30 (152.6)	3 (289.1)	6 (101.1)	10 (188.0)	
1998	22 (297.1)	4 (134.3)	27 (162.9)	2 (271.6)	8 (98.9)	2 (172.6)	
1999	28 (265.9)	15 (111.0)	30 (154.9)	3 (267.5)	5 (87.9)	2 (179.6)	
2000	21 (290.6)	9 (129.1)	26 (161.4)	9 (300.0)	9 (103.0)	13 (197.0)	
2001	126 (293.4)	30 (85.7)	15 (207.7)	6 (290.8)	12 (106.4)	5 (184.4)	
2002	24 (312.6)	27 (97.3)	15 (215.3)	1 (252.8)	15 (97.1)	1 (155.6)	
2003	10 (340.8)	24 (103.0)	6 (237.8)	5 (279.1)	13 (109.8)	3 (169.4)	
2004	22 (310.2)	29 (93.1)	14 (217.1)	5 (284.5)	19 (123.3)	1 (161.2)	
2005	23 (294.8)	14 (114.1)	25 (180.6)	1 (277.8)	6 (94.7)	6 (183.1)	
2006	29 (270.1)	28 (95.2)	26 (174.9)	17 (329.4)	17 (119.8)	19 (209.6)	
2007	18 (326.8)	11 (117.0)	16 (209.8)	2 (278.4)	17 (107.9)	1 (170.5)	
2008	14 (341.0)	15 (114.8)	11 (226.2)	9 (306.1)	19 (118.1)	4 (187.3)	
2009	28 (287.5)	23 (101.7)	24 (185.8)	27 (365.6)	32 (158.2)	10 (207.4)	
2010	19 (335.1)	8 (125.1)	17 (210.1)	17 (332.7)	28 (131.7)	7 (201.0)	
2011	21 (319.3)	30 (91.1)	16 (228.1)	30 (394.4)	32 (156.1)	21 (238.4)	
2012	9 (363.8)	15 (114.8)	10 (248.9)	29 (379.9)	1 (82.5)	32 (297.4)	
2013	32 (277.0)	22 (100.8)	32 (176.3)	17 (348.0)	15 (110.1)	17 (237.9)	
2014	30 (292.0)	29 (85.9)	25 (206.1)	25 (368.9)	19 (113.7)	28 (255.3)	
2015	5 (375.9)	5 (135.1)	17 (255.9)	10 (340.4)	11 (100.4)	16 (258.0)	
2016	18 (346.4)	24 (101.0)	16 (245.4)	23 (367.9)	22 (117.2)	22 (250.8)	

# YEAR-BY-YEAR NFL 3RD & 4TH DOWN PERCENTAGES (REGULAR SEASON)

YEAR	BUCCANEERS						OPPONENTS					
	THIRD DOWN			FOURTH DOWN*			THIRD DOWN			FOURTH DOWN*		
	MADE	ATT.	PCT.	MADE	ATT.	PCT.	MADE	ATT.	PCT.	MADE	ATT.	PCT.
1976	51	206	24.8	--	--	--	88	206	42.7	--	--	--
1977	56	229	24.5	--	--	--	87	232	37.5	--	--	--
1978	72	233	30.9	--	--	--	90	264	34.1	--	--	--
1979	92	264	34.8	--	--	--	79	247	32.0	--	--	--
1980	99	241	41.1	--	--	--	110	250	44.0	--	--	--
1981	63	195	32.3	--	--	--	93	238	39.1	--	--	--
1982	48	126	38.1	8	9	88.9	47	122	38.5	7	9	77.8
1983	73	225	32.4	11	20	55.0	89	229	38.9	9	14	64.3
1984	94	219	42.9	7	17	41.2	93	212	43.9	7	16	43.8
1985	76	209	36.4	11	18	61.1	88	212	41.5	4	7	57.1
1986	59	193	30.6	8	19	42.1	90	193	46.6	6	10	60.0
1987	83	215	38.6	3	6	50.0	90	200	45.0	6	9	66.7
1988	72	202	35.6	2	11	18.2	101	227	44.5	6	9	66.7
1989	95	230	41.3	7	13	53.8	87	208	41.8	10	17	58.8
1990	76	204	37.3	9	19	47.4	93	205	45.4	7	13	53.8
1991	60	190	31.6	7	14	50.0	79	209	37.8	6	13	46.2
1992	78	210	37.1	8	21	38.1	92	212	43.4	7	12	58.3
1993	74	213	34.7	3	12	25.0	85	224	37.9	5	16	31.3
1994	73	199	36.7	6	15	40.0	94	214	43.9	4	12	33.3
1995	68	195	34.9	7	13	53.8	93	211	44.1	4	7	57.1
1996	89	225	39.6	9	24	37.5	87	214	40.7	10	13	76.9
1997	79	204	38.7	5	14	35.7	75	220	34.1	11	17	64.7
1998	93	230	40.4	6	14	42.9	64	202	31.7	3	14	21.4
1999	81	230	35.2	7	15	46.7	75	232	32.3	4	13	30.8
2000	66	198	33.3	5	12	41.7	74	225	32.9	12	20	60.0
2001	80	228	35.1	11	17	64.7	78	216	36.1	4	13	30.8
2002	79	222	35.6	6	9	66.7	75	223	33.6	8	13	61.5
2003	78	220	35.5	8	15	53.3	68	214	31.8	7	18	38.9
2004	75	199	37.7	4	6	66.7	77	218	35.3	3	8	37.5
2005	87	221	39.4	4	7	57.1	75	214	35.0	7	18	38.9
2006	82	222	36.9	4	16	25.0	82	217	37.8	5	12	41.7
2007	82	213	38.5	5	13	38.5	92	224	41.1	9	16	56.3
2008	88	229	38.4	10	18	55.6	81	214	37.9	5	13	38.5
2009	71	218	32.6	9	22	40.9	86	214	40.2	9	15	60.0
2010	89	211	42.2	10	14	71.4	92	213	43.2	9	17	52.9
2011	76	206	36.9	8	21	38.1	73	185	39.5	9	13	69.2
2012	76	212	35.8	7	17	41.2	88	219	40.2	6	14	42.9
2013	69	221	31.2	8	22	36.4	80	204	39.2	8	14	57.1
2014	76	203	37.4	4	12	33.3	93	213	43.7	5	9	55.6
2015	84	202	41.6	7	13	53.8	97	211	46.0	4	6	66.7
2016	94	214	43.9	4	9	44.4	67	195	34.4	8	10	80.0
<b>Total</b>	<b>3,086</b>	<b>8,298</b>	<b>37.19</b>	<b>230</b>	<b>495</b>	<b>46.46</b>	<b>3,367</b>	<b>8,598</b>	<b>39.16</b>	<b>233</b>	<b>436</b>	<b>53.44</b>

\* Fourth down statistics were not compiled by the NFL until 1982 season.

OWNERSHIP

PLAYERS

2016 IN REVIEW

HISTORY

RECORDS

SIDELINES

# YEAR-BY-YEAR SCORING (REGULAR SEASON)

YEAR	TD	TDR	TDP	BUCCANEERS		PAT	2-PT. *	FG	S	PTS.
				TDRT						
1976	15	5	9	1		11-15	—	8-18	0	125
1977	11	4	3	4		10-11	—	9-17	0	103
1978	29	16	12	1		25-29	—	14-24	0	241
1979	35	13	19	3		30-35	—	11-19	0	273
1980	32	9	20	3		31-32	—	16-23	0	271
1981	38	13	20	5		36-38	—	17-28	0	315
1982	15	6	9	0		14-15	—	18-23	0	158
1983	31	9	18	4		25-31	—	10-24	0	241
1984	40	17	22	1		38-40	—	19-26	0	335
1985	33	11	22	0		30-33	—	22-32	0	294
1986	27	12	13	2		26-27	—	17-24	0	239
1987	33	7	22	4		31-33	—	19-24	0	286
1988	28	11	16	1		28-28	—	21-30	1	261
1989	36	10	23	3		34-36	—	22-28	2	320
1990	28	7	18	3		27-28	—	23-27	0	264
1991	22	9	13	0		22-22	—	15-20	0	199
1992	33	12	17	4		33-33	—	12-22	0	267
1993	27	6	19	2		27-27	—	16-22	0	237
1994	26	8	17	1		20-20	3-6	23-35	0	251
1995	26	19	5	2		25-25	0-1	19-26	0	238
1996	21	8	12	1		18-19	1-2	25-32	0	221
1997	38	15	21	2		32-35	0-3	13-17	0	299
1998	36	12	21	3		29-30	3-6	21-28	0	314
1999	27	7	18	2		25-25	0-2	27-32	1	270
2000	43	18	18	7		42-42	1-1	28-34	1	388
2001	34	17	13	4		30-30	3-4	28-35	0	324
2002	35	6	23	6		32-32	2-3	32-39	2	346
2003	36	5	27	4		33-34	1-2	16-26	1	301
2004	37	9	24	4		32-33	1-4	15-24	0	301
2005	33	13	17	3		32-32	1-1	22-27	1	300
2006	23	6	14	3		22-23	0-0	17-22	0	211
2007	36	15	18	3		34-34	0-0	28-33	0	334
2008	38	13	18	7		35-36	1-2	32-38	0	361
2009	28	5	18	5		24-24	2-4	16-26	0	244
2010	39	9	26	4		36-36	1-3	23-28	0	341
2011	30	9	17	4		23-23	2-7	26-28	1	287
2012	44	13	27	4		37-37	1-4	28-33	0	389
2013	31	6	22	3		31-31	0-0	23-29	1	288
2014	31	7	21	3		31-31	0-0	20-24	0	277
2015	37	12	22	3		31-34	1-3	29-40	0	342
2016	41	8	29	4		32-34	4-7	22-31	1	354
Totals	1,283	417	743	123		1,164-1,213	28-64	822-1,118	12	12,021

# YEAR-BY-YEAR SCORING (REGULAR SEASON)

YEAR	TD	TDR	TDP	OPPONENTS		2-PT. *	FG	S	PTS.
				TDRT	PAT				
1976	50	23	19	8	48-50	---	20-32	2	412
1977	26	13	10	3	23-26	---	14-25	1	223
1978	27	12	13	2	23-27	---	24-31	1	259
1979	28	13	14	1	25-28	---	14-24	1	237
1980	40	20	17	3	39-40	---	20-33	1	341
1981	27	16	10	1	27-27	---	25-33	2	268
1982	21	9	10	2	16-21	---	12-17	0	178
1983	42	19	15	8	40-42	---	28-34	2	380
1984	47	27	20	0	44-46	---	18-27	0	380
1985	50	28	18	4	50-50	---	32-42	1	448
1986	59	31	23	5	56-58	---	21-30	0	473
1987	44	18	23	3	42-44	---	18-30	0	360
1988	42	21	19	2	42-42	---	18-30	1	350
1989	51	18	29	4	51-51	---	20-24	1	419
1990	45	20	22	3	43-45	---	18-27	0	367
1991	41	21	15	5	40-41	---	25-35	2	365
1992	43	15	25	3	43-43	---	20-30	2	365
1993	40	15	22	3	38-40	---	32-35	1	376
1994	40	13	25	2	38-38	2-2	23-26	0	351
1995	35	14	19	2	30-31	1-4	31-40	0	335
1996	34	13	17	4	32-32	0-2	19-27	0	293
1997	29	10	13	6	25-25	4-4	18-29	1	263
1998	31	12	15	4	29-29	0-2	26-30	1	295
1999	23	8	11	4	23-23	0-0	24-31	1	235
2000	29	12	15	2	25-25	2-4	22-32	0	269
2001	29	8	20	1	25-25	3-4	25-29	0	280
2002	21	8	10	3	19-19	0-1	17-23	0	196
2003	27	6	16	5	27-27	0-0	25-34	0	264
2004	35	8	21	6	34-35	0-0	20-31	0	304
2005	28	10	15	3	26-27	1-1	26-33	0	274
2006	41	11	26	4	41-41	0-0	22-30	0	353
2007	32	11	18	3	31-32	0-0	15-18	1	270
2008	34	8	23	3	33-33	1-1	28-30	0	323
2009	46	16	28	2	44-46	0-0	26-32	1	400
2010	38	12	23	3	35-35	2-3	17-21	0	318
2011	61	26	30	5	59-60	0-1	23-29	0	494
2012	48	13	30	5	45-45	2-3	19-28	1	394
2013	42	10	30	2	40-40	1-2	31-32	1	389
2014	46	15	28	3	41-41	1-3	29-39	2	410
2015	47	12	31	4	42-45	0-2	31-34	0	417
2016	41	15	24	4	34-35	2-5	27-36	2	369
<b>Totals</b>	<b>1,560</b>	<b>610</b>	<b>816</b>	<b>140</b>	<b>1,468-1,523</b>	<b>22-44</b>	<b>923-1,233</b>	<b>29</b>	<b>13,697</b>

\* Two-point conversion introduced in 1994.

OWNERSHIP

PLAYERS

2016 IN REVIEW

HISTORY

RECORDS

SIDELINES

	YEAR-BY-YEAR TURNOVER DIFFERENTIAL (REGULAR SEASON)									
	TAKEAWAYS				GIVEAWAYS					
OWNERSHIP	YEAR	INT	FUM	FUM LOST	TOTAL TO	INT	FUM	FUM LOST	TOTAL TO	TO DIFF
PLAYERS	1976	9	33	19	28	20	30	17	37	-9
	1977	23	34	18	41	30	30	16	46	-5
	1978	29	32	14	43	18	35	20	38	+5
	1979	14	45	24	38	26	25	15	41	-3
	1980	15	32	13	28	17	28	21	38	-10
	1981	32	32	14	46	14	27	14	28	+18
	1982	11	15	10	21	11	28	12	23	-2
	1983	23	43	18	41	24	39	13	37	+4
	1984	18	27	14	32	23	36	20	43	-11
	1985	18	37	22	40	26	37	22	48	-8
2016 IN REVIEW	1986	13	39	19	32	25	36	17	42	-10
	1987	16	42	20	36	17	35	14	31	+5
	1988	21	29	12	33	36	27	16	52	-19
	1989	21	30	18	39	28	21	9	37	+2
	1990	25	33	17	42	24	38	19	43	-1
	1991	11	27	16	27	29	30	18	47	-20
	1992	20	19	12	32	20	19	9	29	+3
	1993	9	27	13	22	25	28	11	36	-14
	1994	9	21	12	21	16	18	7	23	-2
	1995	14	26	16	30	20	25	14	34	-4
HISTORY	1996	17	31	12	29	20	28	14	34	-5
	1997	13	21	12	25	12	31	11	23	+2
	1998	12	28	14	26	18	23	13	31	-5
	1999	21	23	10	31	16	25	19	35	-4
	2000	25	26	16	41	13	16	11	24	+17
	2001	28	22	11	39	12	20	10	22	+17
	2002	31	21	7	38	10	24	11	21	+17
	2003	20	29	13	33	22	23	9	31	+2
	2004	16	21	11	27	18	32	18	36	-9
	2005	17	25	13	30	14	16	9	23	+7
RECORDS	2006	11	25	9	20	18	27	14	32	-12
	2007	16	31	19	35	8	18	12	20	+15
	2008	22	16	8	30	13	21	13	26	+4
	2009	19	18	10	29	29	25	5	34	-5
	2010	19	17	9	28	6	24	13	19	+9
	2011	14	21	10	24	24	30	16	40	-16
	2012	18	16	8	26	17	16	6	23	+3
	2013	21	18	10	31	12	18	9	21	+10
	2014	14	25	11	25	20	29	13	33	-8
	2015	11	24	12	23	15	26	13	28	-5
SIDELINES	2016	17	21	12	29	18	19	9	27	+2
	Totals	708	1,049	535	1,243	749	993	526	1,275	-32

# FRANCHISE MILESTONES

## TEAM

First Game	July 31, 1976	L.A. RAMS 26, Tampa Bay 3
First Regular Season Game	September 12, 1976	HOUSTON 20, Tampa Bay 0
First Victory	August 14, 1976	Tampa Bay 17, Atlanta 3 (at Jacksonville)
First Regular Season Victory	December 11, 1977	Tampa Bay 33, NEW ORLEANS 14
First Regular Season Home Victory	December 18, 1977	TAMPA BAY 17, St. Louis 7
50th Regular Season Game	October 7, 1979	N.Y. GIANTS 17, Tampa Bay 14
50th Regular Season Victory	October 4, 1987	TAMPA BAY 31, Detroit 27
100th Regular Season Game	December 26, 1982	TAMPA BAY 23, Detroit 21
100th Regular Season Victory	December 22, 1996	TAMPA BAY 34, Chicago 19
150th Regular Season Game	September 7, 1986	San Francisco 31, TAMPA BAY 7
150th Regular Season Victory	September 23, 2002	TAMPA BAY 35, St. Louis 7
200th Regular Season Game	October 1, 1989	MINNESOTA 17, Tampa Bay 3
200th Regular Season Victory	October 12, 2008	TAMPA BAY 27, Carolina 3
250th Regular Season Game	October 18, 1992	CHICAGO 31, Tampa Bay 14
300th Regular Season Game	October 22, 1995	Atlanta 24, TAMPA BAY 21
350th Regular Season Game	November 15, 1998	JACKSONVILLE 29, Tampa Bay 24
400th Regular Season Game	December 9, 2001	TAMPA BAY 15, Detroit 12
450th Regular Season Game	December 19, 2004	New Orleans 21, TAMPA BAY 17
500th Regular Season Game	December 30, 2007	Carolina 31, TAMPA BAY 23
550th Regular Season Game	September 18, 2011	Tampa Bay 24, MINNESOTA 20
600th Regular Season Game	September 28, 2014	Tampa Bay 27, PITTSBURGH 24

## INDIVIDUAL

First Points	July 31, 1976	Pete Rajecki, 51-yard FG at L.A. Rams
First Regular Season Points	September 26, 1976	Dave Green, 39-yard FG vs. Buffalo
First Touchdown	August 7, 1976	Vince Kendrick 1-yard run at Green Bay
First Regular Season Touchdown	October 3, 1976	Danny Reece 44-yard fumble return at Baltimore
First Regular Season Offensive TD	October 3, 1976	Charlie Davis 1-yard run at Baltimore
First Regular Season Punt Return TD	October 2, 1994	Vernon Turner 80-yard punt return vs. Detroit
100th Regular Season Touchdown	October 12, 1980	Doug Williams 5-yard run vs. Green Bay
200th Regular Season Touchdown	December 4, 1983	Theo Bell 9-yard reception at San Francisco
300th Regular Season Touchdown	November 23, 1986	Pat Franklin 2-yard reception vs. Detroit
400th Regular Season Touchdown	December 10, 1989	Ron Hall 24-yard pass at Houston
500th Regular Season Touchdown	November 14, 1993	Vince Workman 18-yard reception vs. San Francisco
600th Regular Season Touchdown	September 28, 1997	Reidel Anthony 8-yard reception vs. Arizona
700th Regular Season Touchdown	September 24, 2000	Dave Moore 3-yard reception vs. N.Y. Jets
800th Regular Season Touchdown	September 8, 2003	Joe Jurevicius 13-yard reception at Philadelphia
900th Regular Season Touchdown	December 24, 2005	Jameel Cook 9-yard reception vs. Atlanta
1,000th Regular Season Touchdown	December 28, 2008	Carnell Williams 9-yard run vs. Oakland
1,100th Regular Season Touchdown	September 16, 2012	Doug Martin 8-yard run at N.Y. Giants
1,200th Regular Season Touchdown	December 28, 2014	Mike Evans 6-yard reception vs. New Orleans

OWNERSHIP

PLAYERS

2016 IN REVIEW

HISTORY

RECORDS

SIDELINES



1976

DATE	W/L	SCORE	OPPONENT	ATT.
9/12	L	0-20	at Houston	42,228
9/19	L	0-23	SAN DIEGO	39,558
9/26	L	9-14	BUFFALO	44,505
10/3	L	17-42	at Baltimore	40,053
10/10	L	0-21	at Cincinnati	40,700
10/17	L	10-13	SEATTLE	43,458
10/24	L	20-23	MIAMI	61,437
10/31	L	19-28	KANSAS CITY	41,779
11/7	L	13-48	at Denver	61,703
11/14	L	0-34	at N.Y. Jets	46,427
11/21	L	7-24	CLEVELAND	36,930
11/28	L	16-49	at Oakland	49,590
12/5	L	0-42	at Pittsburgh	43,385
12/12	L	14-31	NEW ENGLAND	41,517

	BUCS	OPP
TOTAL FIRST DOWNS	191	283
Rushing	71	136
Passing	93	124
Penalty	27	23
3rd Down: Made/Att.	51/206	88/206
TOTAL NET YARDS	3,006	4,801
Avg. Per Game	214.7	342.9
Total Plays	859	933
Avg. Per Play	3.5	5.1
NET YARDS RUSHING	1,503	2,560
Avg. Per Game	107.4	182.9
Total Rushes	433	588
NET YARDS PASSING	1,503	2,241
Avg. Per Game	107.4	160.1
Sacked /Yards Lost	50/423	24/171
Gross Yards	1,926	2,412
Att./Completions	376/181	321/180
Completion Pct.	48.1	56.1
Had Intercepted	20	9
PUNTS/AVERAGE	92/39.3	65/39.3
NET PUNTING AVG.	28.4	30.8
PENALTIES / YARDS	109/875	109/935
FUMBLES / FUMBLES LOST	30/17	33/19
TOUCHDOWNS	15	50
Rushing	5	23
Passing	9	19
Returns	1	8

BY QUARTERS	1	2	3	4	OT	TOT
BUCCANEERS	23	37	16	49	0	125
OPPONENTS	61	130	106	115	0	412

SCORING	TD	R	P	RT	PAT	FG	S	PTS
Owens	6	0	6	0	0/0	0/0	0	36
Green	0	0	0	0	11/15	8/15	0	35
Johnson	2	1	1	0	0/0	0/0	0	12
Williams	2	2	0	0	0/0	0/0	0	12
C. Davis	1	1	0	0	0/0	0/0	0	6
BUCCANEERS	15	5	9	1	11/15	8/18	0	125
OPPONENTS	50	23	19	8	48/50	20/32	2	412

FIELD GOALS	1/19	20/29	30/39	40/49	50+	LONG
Green	1/1	2/3	3/6	2/5	0/0	45
Roder	0/0	0/0	0/2	0/1	0/0	0
BUCCANEERS	1/1	2/3	3/8	2/6	0/0	45
OPPONENTS	3/3	4/12	8/8	4/8	0/1	48

RUSHING	NO.	YDS.	AVG.	LONG	TD
Carter	171	521	3.0	26	1
Williams	87	324	3.7	17	2
Johnson	47	166	3.5	27	1
McNeill	27	135	5.0	17	0
C. Davis	41	107	2.6	13	1
BUCCANEERS	433	1,503	3.5	46	5
OPPONENTS	588	2,560	4.4	69	23

PASSING	ATT.	CMP.	YDS.	CMP%	YDS/ATT	TD	TD%	INT	INT%	LONG	SK/LOST	RTG
Spurrier	311	156	1,628	50.2	5.23	7	2.3	12	3.9	38	32/267	57.1
Dickinson	39	15	210	38.5	5.34	1	2.6	5	12.8	49	14/124	25.5
BUCCANEERS	376	181	1,926	48.1	5.12	9	2.4	20	5.3	49	50/423	49.4
OPPONENTS	321	180	2,412	56.1	7.51	19	5.9	9	2.8	71	24/171	87.6

RECORD: 0-14 HEAD COACH: JOHN MCKAY

RECEIVING	NO.	YDS.	AVG.	LONG	TD
Owens	30	390	13.0	27	6
B. Moore	26	310	11.9	31	0
E. Johnson	25	201	8.0	38	1
Williams	23	166	7.2	18	0
McKay	20	302	15.1	49	1
Carter	20	135	6.8	19	0
BUCCANEERS	181	1,926	10.6	49	9
OPPONENTS	180	2,412	13.4	71	19

INTERCEPTIONS	NO.	YDS.	AVG.	LONG	TD
Cotney	3	25	8.3	25	0
Stone	2	47	23.5	26	0
Jordan	2	10	5.0	10	0
C. Peterson	1	15	15.0	15	0
Ball	1	2	2.0	2	0
BUCCANEERS	9	99	11.0	26	0
OPPONENTS	20	490	24.5	68	4

TACKLES	SOLO	ASST.	TOTAL
Wood	75	21	96
Pear	73	18	91
Stone	53	19	72

SACKS	SPECIAL TEAM TACKLES
Rudolph	5.0
L.R. Selmon	5.0
Pear	3.0
Toomay	3.0
D. Selmon	2.0
BUCCANEERS	22.0
OPPONENTS	50.0

PUNTING	NO.	YDS.	AVG.	NET	TB	IN20	LG	BK
Green	92	3,619	39.3	30.3	3	12	56	0
BUCCANEERS	92	3,619	39.3	30.3	3	12	56	0
OPPONENTS	65	2,556	39.3	31.9	6	15	57	0

PUNT RETURNS	RET.	FC	YDS.	AVG.	LONG	TD
Reece	20	0	143	7.2	30	0
M. Moore	14	0	106	7.6	21	0
Douglas	4	0	78	19.5	32	0
Cotney	3	0	26	8.7	9	0
Stone	1	0	11	11.0	11	0
BUCCANEERS	43	0	366	8.5	32	1
OPPONENTS	71	4	774	10.9	60	1

KICKOFF RETURNS	NO.	YDS.	AVG.	LONG	TD
Douglas	7	167	23.9	29	0
McNeill	17	384	22.6	43	0
Johnson	13	287	22.1	32	0
Carter	15	300	20.0	27	0
M. Moore	7	134	19.1	27	0
BUCCANEERS	70	1,488	21.3	43	0
OPPONENTS	35	717	20.5	43	0

USUAL STARTING LINEUP				DEFENSE:			
WR	89	John McKay	LE	78	Council Rudolph		
LT	71	Steve Young	LT	76	Dave Pear		
LG	72	Howard Fest	RT	63	Lee Roy Selmon		
C	51	Dan Ryczek	RE	66	Pat Toomay		
RG	67	Tom Alward	LLB	30	Jimmy Gunn		
RT	74	Mike Current	MLB	52	Steve Reese		
TE	86	Bob Moore	RLB	54	Richard Wood		
WR	85	Morris Owens	LCB	25	Curtis Jordan		
QB	11	Steve Spurrier	RCB	46	Danny Reece		
FB	43	Ed Williams	SS	33	Mark Cotney		
RB	32	Louis Carter	FS	28	Ken Stone		

DATE	W/L	SCORE	OPPONENT	ATT.
9/18	L	3-13	at Philadelphia	61,549
9/24	L	3-9	MINNESOTA	66,272
10/2	L	7-23	at Dallas	55,316
10/9	L	0-10	WASHINGTON	58,571
10/16	L	23-30	at Seattle	54,783
10/23	L	0-13	GREEN BAY	47,635
10/30	L	10-20	at San Francisco	34,750
11/6	L	0-31	at L.A. Rams	45,493
11/13	L	0-10	N.Y. GIANTS	46,518
11/20	L	7-16	at Detroit	49,751
11/27	L	0-17	ATLANTA	43,592
12/4	L	0-10	CHICAGO	48,948
12/11	W	33-14	at New Orleans	40,124
12/18	W	17-7	ST. LOUIS	56,922

	BUCS	OPP
TOTAL FIRST DOWNS	168	241
Rushing	84	124
Passing	69	106
Penalty	15	11
3rd Down: Made/Att.	56/229	87/232
TOTAL NET YARDS	2,693	3,926
Avg. Per Game	192.4	280.4
Total Plays	834	948
Avg. Per Play	3.23	4.14
NET YARDS RUSHING	1,424	2,031
Avg. Per Game	101.7	145.1
Total Rushes	465	581
NET YARDS PASSING	1,269	1,895
Avg. Per Game	90.6	135.3
Sacked/Yards Lost	48/445	30/246
Gross Yards	1,714	2,141
Att./Completions	321/131	337/190
Completion Pct.	40.8	56.4
Had Intercepted	30	23
PUNTS/AVERAGE	99/39.9	89/37.6
NET PUNTING AVG.	35.1	33.6
PENALTIES/YARDS	88/717	97/716
FUMBLES / FUMBLES LOST	30/16	34/18
TOUCHDOWNS	11	26
Rushing	4	13
Passing	3	10
Returns	4	3

BY QUARTERS	1	2	3	4	OT	TOT
BUCCANEERS	16	41	19	27	0	103
OPPONENTS	61	59	46	57	0	223

SCORING	TD	R	P	RT	PAT	FG	S	PTS
Leavitt	0	0	0	0	5/5	5/10	0	20
Owens	3	0	3	0	0/0	0/0	0	18
Green	0	0	0	0	5/6	4/7	0	17
L. Carter	2	2	0	0	0/0	0/0	0	12
Wood	2	0	0	2	0/0	0/0	0	12
BUCCANEERS	11	4	3	4	10/11	9/17	0	103
OPPONENTS	26	13	10	3	23/26	14/25	1	223

FIELD GOALS	1/19	20/29	30/39	40/49	50+	LONG
Green	0/0	3/3	0/2	1/2	0/0	40
Leavitt	1/1	2/3	1/2	1/3	0/1	40
BUCCANEERS	1/1	5/6	1/4	2/5	0/1	40
OPPONENTS	1/1	2/4	4/7	7/10	0/3	47

RUSHING	NO.	YDS.	AVG.	LONG	TD
Bell	148	436	2.9	20	1
Davis	95	297	3.1	35	1
DuBose	71	284	4.0	13	0
Williams	63	198	3.1	14	0
L. Carter	59	117	2.0	20	2
BUCCANEERS	465	1,424	3.06	35	4
OPPONENTS	581	2,031	3.50	35	13

PASSING	ATT.	CMP.	YDS.	CMP%	YDS/ATT	TD	TD%	INT	INT%	LONG	SK/LOST	RTG
Huff	138	67	889	48.6	6.44	3	2.17	13	9.42	67	15/150	37.0
Hedberg	90	25	244	18.9	1.84	0	0.00	10	7.58	19	15/131	8.0
Blount	89	37	522	41.6	5.87	0	0.00	7	7.87	56	18/164	28.3
BUCCANEERS	321	131	1,714	40.8	5.34	3	0.93	30	9.34	67	48/445	22.6
OPPONENTS	337	190	2,141	56.4	6.35	10	2.96	23	6.82	51	30/246	57.2

RECEIVING	NO.	YDS.	AVG.	LONG	TD
Owens	34	655	19.3	67	3
Hagins	15	196	13.1	56	0
McKay	12	164	13.7	26	0
DuBose	11	89	8.1	17	0
Bell	11	88	8.0	23	0
BUCCANEERS	131	1,714	13.1	67	3
OPPONENTS	190	2,141	11.3	51	10

INTERCEPTIONS	NO.	YDS.	AVG.	LONG	TD
Washington	5	71	14.2	45	1
Wood	4	86	21.5	30	1
White	4	61	15.3	32	0
Brown	2	66	32.5	27	0
Lewis	2	55	27.5	42	0
BUCCANEERS	23	368	16.0	45	3
OPPONENTS	30	429	14.3	79	3

TACKLES	SOLO	ASST.	TOTAL
D. Selmon	N/A	N/A	167
Wood	N/A	N/A	141
Brown	N/A	N/A	116

SACKS	SPECIAL TEAM TACKLES
L.R. Selmon	13.0
Rudolph	6.5
Johnson	3.0
Pear	2.5
Lewis	2.0

PUNTING	NO.	YDS.	AVG.	NET	TB	IN20	LG	BK
Green	98	3,948	40.3	34.3	6	16	70	1
BUCCANEERS	99	3,948	39.9	33.9	6	16	70	1
OPPONENTS	89	3,351	37.6	32.0	7	19	54	0

PUNT RETURNS	RET.	FC	YDS.	AVG.	LONG	TD
Reece	31	2	276	8.9	36	0
Hagins	17	1	85	5.0	29	0
BUCCANEERS	48	3	361	7.5	36	0
OPPONENTS	71	6	469	6.6	38	0

KICKOFF RETURNS	NO.	YDS.	AVG.	LONG	TD
Reece	3	72	24.0	34	0
Hagins	21	493	23.5	41	0
Ragsdale	3	68	22.7	21	0
Davis	15	277	18.5	28	0
Nafziger	1	4	4.0	4	0
BUCCANEERS	43	914	21.2	41	0
OPPONENTS	33	699	21.2	35	0

USUAL STARTING LINEUP	DEFENSE:
WR 89 John McKay	LE 78 Council Rudolph
LT 75 Dave Reavis	DT 76 Dave Pear
LG 62 Jeff Winans	RE 63 Lee Roy Selmon
C 51 Dan Ryczek	OLB 57 David Lewis
RG 68 Dan Medlin	ILB 61 Dewey Selmon
RT 70 Darryl Carlton	ILB 54 Richard Wood
TE 83 Dana Nafziger	OLB 56 Cecil Johnson
WR 85 Morris Owens	LCB 45 Jeris White
QB 19 Gary Huff	RCB 40 Mike Washington
FB 35 Jimmy DuBose	SS 33 Mark Cotney
RB 42 Ricky Bell	FS 34 Cedric Brown

1978

DATE	W/L	SCORE	OPPONENT	ATT.
9/2	L	13-19	N.Y. GIANTS	67,456
9/9	L	7-15	DETROIT	64,445
9/17	W	16-10	at Minnesota	46,152
9/24	W	14-9	ATLANTA	58,073
10/1	L	7-24	MINNESOTA	65,972
10/8	W	30-13	at Kansas City	38,201
10/15	L	14-17	at N.Y. Giants	68,025
10/22	W	33-19	CHICAGO	68,146
10/29	L	7-9	at Green Bay	55,108
11/5	L	23-26	at L.A. Rams	55,182
11/12	L	23-34	at Detroit	60,320
11/19	W	31-10	BUFFALO	61,383
11/26	L	3-14	at Chicago	42,373
12/3	L	7-17	GREEN BAY	67,754
12/10	L	3-6	at San Francisco	30,931
12/17	L	10-17	NEW ORLEANS	51,207

	BUCS	OPP
TOTAL FIRST DOWNS	238	256
Rushing	111	109
Passing	101	131
Penalty	26	16
3rd Down: Made/Att.	72/233	90/264
TOTAL NET YARDS	3,800	4,328
Avg. Per Game	237.5	270.5
Total Plays	962	1047
Avg. Per Play	4.0	4.1
NET YARDS RUSHING	2,098	2,049
Avg. Per Game	131.1	128.1
Total Rushes	549	595
NET YARDS PASSING	1,703	2,279
Avg. Per Game	106.4	142.4
Sacked /Yards Lost	52/468	33/256
Gross Yards	2,171	2,535
Att./Completions	361/151	419/241
Completion Pct.	41.8	57.5
Had Intercepted	18	29
PUNTS/AVERAGE	102/40.1	97/40.4
NET PUNTING AVG.	33.0	32.2
PENALTIES / YARDS	100/860	101/963
FUMBLES / FUMBLES LOST	35/20	32/14
TOUCHDOWNS	29	27
Rushing	16	12
Passing	12	13
Returns	1	2

BY QUARTERS	1	2	3	4	OT	TOT
BUCCANEERS	40	82	30	89	0	241
OPPONENTS	67	64	46	82	0	259

SCORING	TD	R	P	RT	PAT	FG	S	PTS
O'Donoghue	0	0	0	0	25/29	13/23	0	64
Bell	6	6	0	0	0/0	0/0	0	36
Owens	5	0	5	0	0/0	0/0	0	30
DuBoise	4	4	0	0	0/0	0/0	0	24
Obradovich	3	0	3	0	0/0	0/0	0	18
BUCCANEERS	29	16	12	1	25/29	14/24	0	241
OPPONENTS	27	12	13	2	23/27	24/31	1	259

FIELD GOALS	1/19	20/29	30/39	40/49	50+	LONG
O'Donoghue	0/0	6/6	2/6	5/10	0/1	49
Green	0/0	0/0	1/1	0/0	0/0	35

BUCCANEERS	0/0	6/6	3/7	5/10	0/1	49
OPPONENTS	0/0	12/12	7/10	5/7	0/2	48

RUSHING	NO.	YDS.	AVG.	LONG	TD
Bell	185	679	3.7	56	6
Davis	97	370	3.8	18	3
DuBoise	93	358	3.8	12	4
Carter	81	275	3.4	17	1
Rae	20	186	9.3	42	0
BUCCANEERS	549	2,098	3.8	56	16
OPPONENTS	595	2,049	3.4	75t	12

PASSING	ATT.	CMP.	YDS.	CMP%	YDS/ATT	TD	TD%	INT	INT%	LONG	SK/LOST	RTG
Williams	194	73	1,170	37.6	6.03	7	3.6	8	4.1	56t	6/69	53.5
Rae	118	57	705	48.3	5.97	4	3.4	7	5.9	33t	37/288	54.0
Huff	36	15	169	41.7	4.69	1	2.8	3	8.3	31t	5/54	34.1
BUCCANEERS	361	151	2,171	41.8	6.01	12	3.3	18	5.0	66	52/468	52.1
OPPONENTS	419	241	2,535	57.5	6.05	13	3.1	29	6.9	68t	33/256	56.8

RECORD: 5-11 HEAD COACH: JOHN MCKAY

RECEIVING	NO.	YDS.	AVG.	LONG	TD
Owens	32	640	20.0	66	5
Giles	23	324	14.1	38	2
Carter	19	139	7.3	17	0
Bell	15	122	8.1	22	0
Obradovich	14	219	15.6	28t	3
BUCCANEERS	151	2,171	14.4	66	12
OPPONENTS	241	2,535	10.5	68t	13

INTERCEPTIONS	NO.	YDS.	AVG.	LONG	TD
C. Brown	6	110	18.3	29	0
J. White	5	56	11.2	31	0
Washington	5	43	8.6	24	0
Lewis	3	24	8.0	13	0
Jordan	3	23	7.7	22	0
BUCCANEERS	29	312	10.8	31	0
OPPONENTS	18	235	13.1	32t	1

TACKLES	SOLO	ASST.	TOTAL
Wood	N/A	N/A	168
D. Selmon	N/A	N/A	158
Pear	N/A	N/A	127
Lewis	N/A	N/A	118
J. White	N/A	N/A	103

SACKS		SPECIAL TEAM TACKLES	
L.R. Selmon	11.0	Kollar	18
Pear	9.0	Nafziger	15
Hannah	4.5	Bonness	14
Chambers	3.0	Mucker	13
Lewis	1.5	Obradovich	11

BUCCANEERS	33.0
OPPONENTS	52.0

PUNTING	NO.	YDS.	AVG.	NET	TB	IN20	LG	BK
Green	100	4,092	40.9	33.7	14	20	61	2
BUCCANEERS	102	4,092	40.1	33.0	14	20	61	2
OPPONENTS	97	3,919	40.4	32.2	14	14	60	0

PUNT RETURNS	ET.	FC	YDS.	AVG.	LONG	TD
Reece	44	3	393	8.9	50	0
Mucker	7	1	49	7.0	14	0
Cotney	5	1	38	7.6	10	0
Hagins	4	1	23	5.8	11	0
C. Brown	2	1	9	4.5	9	0
BUCCANEERS	62	7	512	8.3	50	0
OPPONENTS	62	4	447	7.2	31	0

KICKOFF RETURNS	NO.	YDS.	AVG.	LONG	TD
Ragsdale	24	555	23.1	46	0
Reece	11	240	21.8	32	0
Carter	6	97	16.2	21	0
Hagins	4	69	17.3	20	0
Giles	5	60	12.0	17	0
BUCCANEERS	57	1,095	19.2	46	0
OPPONENTS	49	1,146	23.4	66	0

USUAL STARTING LINEUP	DEFENSE:
WR 89 John McKay	LE 73 Charley Hannah
LT 75 Dave Reavis	DT 76 Dave Pear
LG 64 Greg Horton	RE 63 Lee Roy Selmon
C 79 Steve Wilson	OLB 57 David Lewis
RG 72 Garry Puetz	ILB 61 Dewey Selmon
RT 70 Darryl Carlton	ILB 54 Richard Wood
TE 88 Jimmie Giles	OLB 56 Cecil Johnson
WR 85 Morris Owens	LCB 45 Jeris White
QB 12 Doug Williams	RCB 40 Mike Washington
FB 38 Johnny Davis	SS 33 Mark Cotney
RB 42 Ricky Bell	FS 34 Cedric Brown

DATE	W/L	SCORE	OPPONENT	ATT.
9/1	W	31-16	DETROIT	68,225
9/9	W	29-26 (ot)	at Baltimore	36,374
9/16	W	21-10	at Green Bay	55,498
9/23	W	21-6	L.A. RAMS	69,497
9/30	W	17-13	at Chicago	55,258
10/7	L	14-17	at N.Y. Giants	72,841
10/14	L	14-42	NEW ORLEANS	67,640
10/21	W	21-3	GREEN BAY	67,186
10/28	W	12-10	at Minnesota	46,906
11/4	L	14-17	at Atlanta	55,150
11/11	W	16-14	at Detroit	70,461
11/18	W	31-3	N.Y. GIANTS	70,261
11/25	L	22-23	MINNESOTA	70,039
12/2	L	0-14	CHICAGO	69,508
12/9	L	7-23	at San Francisco	44,506
12/16	W	3-0	KANSAS CITY	63,624
<b>PLAYOFFS</b>				
12/29	W	24-17	PHILADELPHIA	71,402
1/6	L	0-9	L.A. RAMS	72,033

	BUCS	OPP
TOTAL FIRST DOWNS	267	247
Rushing	107	116
Passing	137	111
Penalty	23	20
3rd Down: Made/Att.	92/264	79/247
TOTAL NET YARDS	5,049	3,949
Avg. Per Game	315.6	246.8
Total Plays	1,055	1,015
Avg. Per Play	4.79	3.89
NET YARDS RUSHING	2,437	1,873
Avg. Per Game	152.3	117.1
Total Rushes	609	539
NET YARDS PASSING	2,612	2,076
Avg. Per Game	163.3	129.8
Sacked/Yards Lost	12/88	40/329
Gross Yards	2,700	2,405
Att./Completions	434/183	436/250
Completion Pct.	42.2	57.3
Had Intercepted	26	14
PUNTS/AVERAGE	95/38.7	104/41.1
NET PUNTING AVG.	30.6	35.4
PENALTIES / YARDS	102/905	100/870
FUMBLES / FUMBLES LOST	25/15	45/24
TOUCHDOWNS	35	28
Rushing	13	13
Passing	19	14
Returns	3	1

BY QUARTERS	1	2	3	4	OT	TOT
BUCCANEERS	33	106	44	87	3	273
OPPONENTS	50	61	46	80	0	237

SCORING	TD	R	P	RT	PAT	FG	S	PTS
O'Donoghue	0	0	0	0	30/35	11/19	0	63
Bell	9	7	2	0	0/0	0/0	0	54
Giles	7	0	7	0	0/0	0/0	0	42
Mucker	5	0	5	0	0/0	0/0	0	30
Hagins	3	0	3	0	0/0	0/0	0	18

BUCCANEERS	35	13	19	3	30/35	11/19	0	273
OPPONENTS	28	13	14	1	25/28	14/24	1	237

FIELD GOALS	1/19	20/29	30/39	40/49	50+	LONG
O'Donoghue	1/1	3/4	5/9	2/5	0/0	44
BUCCANEERS	1/1	3/4	5/9	2/5	0/0	44
OPPONENTS	0/0	4/4	5/9	5/11	0/0	47

RUSHING	NO.	YDS.	AVG.	LONG	TD
Bell	283	1,263	4.5	49	7
Eckwood	194	690	3.6	61t	2
J. Davis	59	221	3.7	18	2
Williams	35	119	3.4	16	2
Berns	23	102	4.4	16	0
BUCCANEERS	609	2,437	4.0	61t	13
OPPONENTS	539	1,873	3.5	60t	13

PASSING	ATT.	CMP.	YDS.	CMP%	YDS/ATT	TD	TD%	INT	INT%	LONG	SK/LOST	RTG
Williams	397	166	2,448	41.8	6.17	18	4.5	24	6.0	66t	7/57	52.6
Rae	36	17	252	47.2	7.00	1	2.8	2	5.6	29	5/31	56.7
BUCCANEERS	434	183	2,700	42.2	6.22	19	4.4	26	6.0	66t	12/88	52.8
OPPONENTS	436	250	2,405	57.3	5.52	14	3.2	14	3.2	67t	40/329	70.2

RECEIVING	NO.	YDS.	AVG.	LONG	TD
Giles	40	579	14.5	66t	7
Hagins	39	692	17.7	57	3
Bell	25	248	9.9	26	2
Eckwood	22	268	12.2	31	0
Owens	20	377	18.9	64	0
BUCCANEERS	183	2,700	14.8	66t	19
OPPONENTS	250	2,405	9.6	67t	14

INTERCEPTIONS	NO.	YDS.	AVG.	LONG	TD
C. Brown	3	79	26.3	72	0
Washington	3	64	21.3	49t	1
White	3	39	13.0	39	0
Wood	2	37	18.5	24	0
D. Lewis	2	19	9.5	11	0
BUCCANEERS	14	238	17.0	72	1
OPPONENTS	26	324	12.5	40	1

TACKLES	SOLO	ASST.	TOTAL
Wood	N/A	N/A	158
D. Selmon	N/A	N/A	125
L.R. Selmon	N/A	N/A	117
D. Lewis	N/A	N/A	111
C. Brown	N/A	N/A	90

SACKS		SPECIAL TEAM TACKLES	
L.R. Selmon	11.0	Cesare	18
Chambers	5.5	Reece	18
D. Lewis	5.5	Nafziger	17
Crowder	4.5	Obradovich	16
Three tied with	2.0	Bonness	14

BUCCANEERS	40.0
OPPONENTS	12.0

PUNTING	NO.	YDS.	AVG.	NET	TB	IN20	LG	BK
Blanchard	93	3,679	39.6	30.6	25	14	58	2
BUCCANEERS	95	3,679	38.7	30.6	25	14	58	2
OPPONENTS	104	4,275	41.1	35.4	8	19	65	0

PUNT RETURNS	RET.	FC	YDS.	AVG.	LONG	TD
Reece	70	1	431	6.2	17	0
T. Davis	1	1	7	7.0	6	0

BUCCANEERS	71	2	438	6.2	17	0
OPPONENTS	47	8	270	5.7	26	0

KICKOFF RETURNS	NO.	YDS.	AVG.	LONG	TD
Ragsdale	34	675	19.9	30	0
Hagins	9	196	21.8	31	0
Nafziger	2	36	18.0	19	0
T. Davis	4	33	8.3	16	0
Reece	1	13	13.0	13	0
BUCCANEERS	51	959	18.8	31	0
OPPONENTS	55	1,254	22.8	83	0

USUAL STARTING LINEUP				OFFENSE:				DEFENSE:			
WR	81	Isaac Hagins	LE	60	Wally Chambers						
LT	75	Dave Reavis	DT	71	Randy Crowder						
LG	64	Greg Horton	RE	63	Lee Roy Selmon						
C	50	Steve Wilson	OLB	57	David Lewis						
RG	61	Greg Roberts	ILB	58	Dewey Selmon						
RT	73	Charley Hannah	ILB	54	Richard Wood						
TE	88	Jimmie Giles	OLB	56	Cecil Johnson						
WR	85	Morris Owens	LCB	45	Jeris White						
QB	12	Doug Williams	RCB	40	Mike Washington						
RB	43	Jerry Eckwood	SS	33	Mark Cotney						
RB	42	Ricky Bell	FS	34	Cedric Brown						

1980

DATE	W/L	SCORE	OPPONENT	ATT.
9/7	W	17-12	at Cincinnati	35,551
9/11	W	10-9	L.A. RAMS	66,576
9/21	L	17-28	at Dallas	62,750
9/28	L	27-34	CLEVELAND	65,540
10/6	L	0-23	at Chicago	61,350
10/12	T	14-14 (ot)	GREEN BAY	64,854
10/19	L	14-20	at Houston	48,167
10/26	W	24-23	at San Francisco	51,925
11/2	W	30-13	N.Y. GIANTS	68,256
11/9	L	21-24	PITTSBURGH	71,636
11/16	L	30-38	at Minnesota	46,032
11/23	L	10-24	DETROIT	64,976
11/30	W	20-17	at Green Bay (Milw.)	54,225
12/7	L	10-21	MINNESOTA	65,649
12/14	L	14-27	at Detroit	77,098
12/20	L	13-14	CHICAGO	55,298

	BUCS	OPP
TOTAL FIRST DOWNS	281	313
Rushing	102	126
Passing	154	168
Penalty	25	19
3rd Down: Made/Att.	99/241	110/250
TOTAL NET YARDS	5,059	5,405
Avg. Per Game	316.2	337.3
Total Plays	1,031	1,088
Avg. Per Play	4.91	4.97
NET YARDS RUSHING	1,839	2,101
Avg. Per Game	114.9	131.3
Total Rushes	477	548
NET YARDS PASSING	3,220	3,304
Avg. Per Game	201.3	206.5
Sacked /Yards Lost	24/194	24/173
Gross Yards	3,414	3,477
Att./Completions	530/256	516/328
Completion Pct.	48.3	63.6
Had Intercepted	17	15
PUNTS/AVERAGE	89/41.8	89/42.0
NET PUNTING YARDS	33.2	34.9
PENALTIES / YARDS	90/840	117/1077
FUMBLES / FUMBLES LOST	28/21	32/13
TOUCHDOWNS	32	40
Rushing	9	20
Passing	20	17
Returns	3	3

BY QUARTERS	1	2	3	4	OT	TOT
BUCCANEERS	73	88	34	76	0	271
OPPONENTS	58	108	76	99	0	341

SCORING	TD	R	P	RT	PAT	FG	S	PTS
Yepremian	0	0	0	0	31/32	16/23	0	79
House	5	0	5	0	0/0	0/0	0	30
Jones	5	0	5	0	0/0	0/0	0	30
Williams	4	4	0	0	0/0	0/0	0	24
Giles	4	0	4	0	0/0	0/0	0	24

BUCCANEERS	32	9	20	3	31/32	16/23	0	271
OPPONENTS	40	20	17	3	39/40	20/33	1	341

FIELD GOALS	1/19	20/29	30/39	40/49	50+	LONG
Yepremian	1/1	7/8	7/9	1/5	0/0	43
BUCCANEERS	1/1	7/8	7/9	1/5	0/0	43
OPPONENTS	2/2	5/6	8/12	5/12	0/1	48

RUSHING	NO.	YDS.	AVG.	LONG	TD
Bell	174	599	3.4	40	2
Eckwood	149	504	3.4	35t	2
Williams	58	370	6.4	27	4
Berns	39	131	3.4	17	0
J. Davis	39	130	3.3	8	1
BUCCANEERS	477	1,839	3.9	40	9
OPPONENTS	548	2,101	3.8	56	20

PASSING	ATT.	CMP.	YDS.	CMP%	YDS/ATT	TD	TD%	INT	INT%	LONG	SK/LOST	RTG
Williams	521	254	3,396	48.8	6.52	20	3.8	16	3.1	61	23/194	69.7
BUCCANEERS	530	256	3,414	48.3	6.44	20	3.8	17	3.2	61	24/194	68.5
OPPONENTS	516	328	3,477	63.6	6.74	17	3.3	15	2.9	50	24/173	82.1

RECORD: 5-10-1 HEAD COACH: JOHN MCKAY

RECEIVING	NO.	YDS.	AVG.	LONG	TD
Jones	48	669	13.9	41t	5
Eckwood	47	475	10.1	40	1
Bell	38	292	7.7	22	1
Giles	33	602	18.2	51	4
House	24	531	22.1	61	5
BUCCANEERS	256	3,414	13.3	61	20
OPPONENTS	328	3,477	10.6	50	17

INTERCEPTIONS	NO.	YDS.	AVG.	LONG	TD
Washington	4	30	7.5	16	0
Wood	3	76	25.3	55t	1
Cotney	3	28	9.3	21	0
Colzie	1	39	39.0	39	0
Brantley	1	6	6.0	6	0
BUCCANEERS	15	179	11.9	55t	1
OPPONENTS	17	185	10.9	44	0

TACKLES	SOLO	ASST.	TOTAL
Wood	N/A	N/A	114
Cotney	N/A	N/A	105
D. Lewis	N/A	N/A	101
D. Selmon	N/A	N/A	99
L.R. Selmon	N/A	N/A	97

SACKS		SPECIAL TEAM TACKLES	
L.R. Selmon	9.0	Hawkins	23
Logan	4.0	Reece	22
Johnson	3.0	Colzie	17
Kollar	3.0	Obradovich	16
Stalls	3.0	A. Brown	15
		T. Davis	15

BUCCANEERS	24.0
OPPONENTS	24.0

PUNTING	NO.	YDS.	AVG.	NET	TB	IN20	LG	BK
Blanchard	88	3,722	42.3	33.2	12	18	62	1
BUCCANEERS	89	3,722	41.8	33.2	12	18	62	1
OPPONENTS	89	3,738	42.0	34.9	16	15	61	0

PUNT RETURNS	RET.	FC	YDS.	AVG.	LONG	TD
Reece	57	1	313	5.5	19	0
T. Davis	0	1	0	0.0	0	0

BUCCANEERS	57	2	313	5.5	19	0
OPPONENTS	54	4	529	9.8	53t	1

KICKOFF RETURNS	NO.	YDS.	AVG.	LONG	TD
G. Davis	44	951	21.6	54	0
Reece	7	128	18.3	23	0
Hagins	4	82	20.5	23	0
T. Davis	4	58	14.5	16	0
Obradovich	5	46	9.2	15	0

BUCCANEERS	67	1,294	19.3	54	0
OPPONENTS	62	1,417	22.9	91t	1

USUAL STARTING LINEUP					
OFFENSE:			DEFENSE:		
WR	84	Gordon Jones	LE	77	Bill Kollar
LT	75	Dave Reavis	NT	76	David Logan
LG	68	George Yarno	RE	63	Lee Roy Selmon
C	50	Steve Wilson	OLB	57	David Lewis
RG	72	Ray Snell	ILB	58	Dewey Selmon
RT	73	Charley Hannah	ILB	54	Richard Wood
TE	88	Jimmie Giles	OLB	56	Cecil Johnson
WR	81	Isaac Hagins	LCB	25	Curtis Jordan
QB	12	Doug Williams	RCB	40	Mike Washington
RB	42	Ricky Bell	SS	33	Mark Cotney
RB	43	Jerry Eckwood	FS	34	Cedric Brown

DATE	W/L	SCORE	OPPONENT	ATT.
9/5	W	21-13	MINNESOTA	66,287
9/13	L	10-19	at Kansas City	50,555
9/20	L	17-28	at Chicago	60,130
9/27	W	20-10	ST. LOUIS	65,850
10/4	W	28-10	DETROIT	71,733
10/11	W	21-10	at Green Bay	52,264
10/18	L	16-18	at Oakland	42,288
10/25	L	10-20	at Philadelphia	70,174
11/1	W	20-10	CHICAGO	68,688
11/8	L	10-25	at Minnesota	47,038
11/15	L	7-24	DENVER	64,518
11/22	W	37-3	GREEN BAY	63,251
11/29	W	31-14	at New Orleans	62,209
12/6	W	24-23	ATLANTA	69,221
12/13	L	23-24	SAN DIEGO	67,388
12/20	W	20-17	at Detroit	80,444
<b>PLAYOFFS</b>				
1/2	L	0-38	at Dallas	64,848

	BUCS	OPP
TOTAL FIRST DOWNS	269	320
Rushing	95	123
Passing	159	174
Penalty	15	23
3rd Down: Made/Att.	63/195	93/238
TOTAL NET YARDS	5,160	5,312
Avg. Per Game	322.5	332.0
Total Plays	950	1,115
Avg. Per Play	5.43	4.76
NET YARDS RUSHING	1,731	2,172
Avg. Per Game	108.2	135.8
Total Rushes	458	551
NET YARDS PASSING	3,429	3,140
Avg. Per Game	214.3	196.3
Sacked/Yards Lost	19/136	23/157
Gross Yards	3,565	3,297
Att./Completions	473/239	541/317
Completion Pct.	50.5	58.6
Had Intercepted	14	32
PUNTS/AVERAGE	82/41.2	73/41.2
NET PUNTING AVG.	31.5	34.0
PENALTIES/YARDS	89/779	79/650
FUMBLES/FUMBLES LOST	27/14	32/14
TOUCHDOWNS	38	27
Rushing	13	16
Passing	20	10
Returns	5	1

BY QUARTERS	1	2	3	4	OT	TOT
BUCCANEERS	54	82	58	121	0	315
OPPONENTS	66	70	47	85	0	268

SCORING	TD	R	P	RT	PAT	FG	S	PTS
Capece	0	0	0	0	30/32	15/24	0	75
House	9	0	9	0	0/0	0/0	0	54
Giles	6	0	6	0	0/0	0/0	0	36
Wilder	5	4	1	0	0/0	0/0	0	30
Williams	4	4	0	0	0/0	0/0	0	24
BUCCANEERS	38	13	20	5	36/38	17/28	0	315
OPPONENTS	27	16	10	1	27/27	25/33	2	268

FIELD GOALS	1/19	20/29	30/39	40/49	50+	LONG
Capece	0/0	5/7	3/5	5/10	2/2	51
Yepremian	0/0	0/0	1/1	1/3	0/0	44
BUCCANEERS	0/0	5/7	4/6	6/13	2/2	51
OPPONENTS	0/0	6/6	7/9	9/13	3/5	53

PASSING	ATT.	CMP.	YDS.	CMP%	YDS/ATT	TD	TD%	INT	INT%	LONG	SK/LOST	RTG
Williams	471	238	3,563	50.5	7.56	19	4.0	14	3.0	84t	18/135	76.5
BUCCANEERS	473	239	3,565	50.5	7.54	20	4.2	14	3.0	84t	19/136	77.1
OPPONENTS	541	317	3,297	58.6	6.09	10	1.8	32	5.9	59	23/157	57.7

RUSHING	NO.	YDS.	AVG.	LONG	TD
Eckwood	172	651	3.8	59	2
Owens	91	406	4.5	35t	3
Wilder	107	370	3.5	23t	4
Williams	48	209	4.4	29	4
R. Bell	30	80	2.7	8	0
BUCCANEERS	458	1,731	3.8	59	13
OPPONENTS	551	2,172	3.9	34	16

RECEIVING	NO.	YDS.	AVG.	LONG	TD
House	56	1176	21.0	84t	9
Giles	45	786	17.5	81t	6
Wilder	48	507	10.6	38	1
T. Bell	21	318	15.1	58t	2
Jones	20	276	13.8	44	1
BUCCANEERS	239	3,565	14.9	84t	20
OPPONENTS	317	3,297	10.4	59	10

INTERCEPTIONS	NO.	YDS.	AVG.	LONG	TD
Brown	9	215	23.9	81t	2
Washington	6	156	26.0	34	1
Colzie	6	110	18.3	82t	1
Johnson	5	84	16.8	36	0
Green	2	56	28.0	50	0

BUCCANEERS	32	648	20.3	82t	4
OPPONENTS	14	179	12.8	39	0

TACKLES	SOLO	ASST.	TOTAL
C. Johnson	N/A	N/A	174
Green	N/A	N/A	151
Wood	N/A	N/A	140
Logan	N/A	N/A	115
Thomas	N/A	N/A	81

SACKS		SPECIAL TEAM TACKLES	
L.R. Selmon	6.5	Nafziger	22
Logan	5.5	Obradovich	17
Green	3.0	Hawkins	16
Hawkins	2.0	Owens	12
Six tied with one		White	12

BUCCANEERS	23.0
OPPONENTS	19.0

PUNTING	NO.	YDS.	AVG.	NET	TB	IN20	LG	BK
Swider	58	2,476	42.7	34.3	4	13	62	2
Blanchard	22	899	40.9	27.3	2	4	58	0
BUCCANEERS	82	3,375	41.2	31.5	6	17	62	2
OPPONENTS	73	3,006	41.2	34.0	14	18	57	0

PUNT RETURNS	RET.	FC	YDS.	AVG.	LONG	TD
T. Bell	27	0	132	4.9	13	0
Holt	9	3	100	11.1	56	0

BUCCANEERS	38	3	244	6.4	56	0
OPPONENTS	52	6	668	12.8	88t	1

KICKOFF RETURNS	NO.	YDS.	AVG.	LONG	TD
Owens	24	473	19.7	34	0
Holt	11	274	24.9	40	0
G. Davis	5	81	16.2	21	0
T. Davis	3	51	17.0	21	0
Wilder	1	19	19.0	19	0

BUCCANEERS	46	912	19.8	40	0
OPPONENTS	64	1,332	20.8	43	0

USUAL STARTING LINEUP						DEFENSE:					
WR	83	Theo Bell	LE	77	Bill Kollar	LT	74	Gene Sanders	NT	76	David Logan
LG	72	Ray Snell	RE	63	Lee Roy Selmon	RG	61	Greg Roberts	ILB	56	Cecil Johnson
C	50	Steve Wilson	OLB	59	Andy Hawkins	RT	73	Charley Hannah	ILB	54	Richard Wood
TE	88	Jimmie Giles	OLB	53	Hugh Green	WR	89	Kevin House	LCB	41	Norris Thomas
QB	12	Doug Williams	RCB	40	Mike Washington	FB	32	James Wilder	SS	20	Neal Colzie
RB	43	Jerry Eckwood	FS	34	Cedric Brown		26	James Owens			

1982

RECORD: 5-4 HEAD COACH: JOHN MCKAY

DATE	W/L	SCORE	OPPONENT	ATT.
9/12	L	10-17	at Minnesota	58,440
9/19	L	13-21	WASHINGTON	66,187
11/21	L	9-14	at Dallas	49,578
11/29	W	23-17	MIAMI	65,854
12/5	W	13-10	at New Orleans	61,709
12/12	L	17-32	at N.Y. Jets	28,147
12/19	W	24-23	BUFFALO	62,510
12/26	W	23-21	DETROIT	65,997
1/2	W	26-23 (ot)	CHICAGO	68,112

PLAYOFFS				
1/9	L	17-30	at Dallas	65,042

	BUCS	OPP
TOTAL FIRST DOWNS	163	159
Rushing	52	72
Passing	105	76
Penalty	6	11
3rd Down: Made/Att.	48/126	47/122
4th Down: Made/Att.	8/9	7/9
POSSESSION AVG.	29:35	30:25
TOTAL NET YARDS	2,895	2,442
Avg. Per Game	321.7	271.3
Total Plays	587	564
Avg. Per Play	4.93	4.33
NET YARDS RUSHING	952	1,058
Avg. Per Game	105.8	117.6
Total Rushes	268	285
NET YARDS PASSING	1,943	1,384
Avg. Per Game	215.9	153.8
Sacked /Yards Lost	11/128	25/224
Gross Yards	2,071	1,608
Att./Completions	308/164	254/145
Completion Pct.	53.2	57.1
Had Intercepted	11	11
PUNTS/AVERAGE	40/40.5	42/43.4
NET PUNTING AVG.	32.7	37.2
PENALTIES/YARDS	38/297	38/425
FUMBLES/FUMBLES LOST	28/12	15/10
TOUCHDOWNS	15	21
Rushing	6	9
Passing	9	10
Returns	0	2

BY QUARTERS	1	2	3	4	OT	TOT
BUCCANEERS	9	40	51	55	3	158
OPPONENTS	46	53	43	36	0	178

SCORING	TD	R	P	RT	PAT	FG	S	PTS
Capece	0	0	0	0	14/14	18/23	0	68
Wilder	4	3	1	0	0/0	0/0	0	24
Giles	3	0	3	0	0/0	0/0	0	18
House	2	0	2	0	0/0	0/0	0	12
Carver	2	1	1	0	0/0	0/0	0	12
BUCCANEERS	15	6	9	0	14/15	18/23	0	158
OPPONENTS	21	9	10	2	16/21	12/17	0	178

FIELD GOALS	1/19	20/29	30/39	40/49	50+	LONG
Capece	0/0	10/11	5/6	1/3	2/3	51
BUCCANEERS	0/0	10/11	5/6	1/3	2/3	51
OPPONENTS	2/2	3/3	3/4	4/6	0/2	49

RUSHING	NO.	YDS.	AVG.	LONG	TD
Wilder	83	324	3.9	47	3
Owens	76	238	3.1	14	0
Carver	70	229	3.3	13t	1
Williams	35	158	4.5	14	2
Morton	2	3	1.5	2	0
BUCCANEERS	268	952	3.6	47	6
OPPONENTS	285	1,058	3.7	25	9

RECEIVING	NO.	YDS.	AVG.	LONG	TD
Wilder	53	466	8.8	32	1
Giles	28	499	17.8	48	3
House	28	438	15.6	62t	2
T. Bell	15	203	13.5	25	0
Jones	14	205	14.6	26	1
BUCCANEERS	164	2,071	12.6	62t	9
OPPONENTS	145	1,608	11.1	49	10

INTERCEPTIONS	NO.	YDS.	AVG.	LONG	TD
Colzie	3	64	21.3	51	0
C. Brown	3	31	10.3	24	0
Washington	3	13	4.3	13	0
Green	1	31	31.0	31	0
Thomas	1	0	0.0	0	0
BUCCANEERS	11	139	12.6	51	0
OPPONENTS	11	114	10.4	39t	1

TACKLES	SOLO	ASST.	TOTAL
Green	N/A	N/A	71
Johnson	N/A	N/A	70
Brantley	N/A	N/A	62
Logan	N/A	N/A	61
Selmon	N/A	N/A	58

SACKS	SPECIAL TEAM TACKLES			
Stalls	6.5	Davis		10
Logan	4.8	Cotney		10
Selmon	4.0	Morris		9
Green	2.3	Smith		8
Hawkins	2.3	Obadovich		7

BUCCANEERS	25.0
OPPONENTS	11.0

PUNTING	NO.	YDS.	AVG.	NET	TB	IN20	LG	BK
Swider	39	1,620	41.5	32.7	6	6	59	1
BUCCANEERS	40	1,620	40.5	32.7	6	6	59	1
OPPONENTS	42	1,824	43.4	37.2	6	9	59	0

PUNT RETURNS	RET.	FC	YDS.	AVG.	LONG	TD
Holt	16	0	81	5.1	22	0
T. Bell	9	1	62	6.9	14	0
BUCCANEERS	25	1	143	5.7	22	0
OPPONENTS	23	2	192	8.3	22	0

KICKOFF RETURNS	NO.	YDS.	AVG.	LONG	TD
Morton	21	361	17.2	26	0
Carver	3	62	20.7	25	0
Owens	3	52	17.3	27	0
J. R. Smith	3	47	15.7	24	0
Yarno	1	14	14.0	14	0
BUCCANEERS	33	548	16.6	27	0
OPPONENTS	40	870	21.8	50	0

USUAL STARTING LINEUP			DEFENSE:		
OFFENSE:					
WR	84	Gordon Jones	LE	65	Dave Stalls
LT	75	Dave Reavis	NT	76	David Logan
LG	72	Ray Snell	RE	63	Lee Roy Selmon
C	50	Steve Wilson	OLB	59	Andy Hawkins
RG	61	Greg Roberts	ILB	56	Cecil Johnson
RT	76	Charley Hannah	ILB	52	Scott Brantley
TE	88	Jimmie Giles	OLB	53	Hugh Green
WR	89	Kevin House	LCB	41	Norris Thomas
QB	12	Doug Williams	RCB	41	Mike Washington
FB	32	James Wilder	SS	20	Neal Colzie
RB	26	James Owens	FS	34	Cedric Brown

PASSING	ATT.	CMP.	YDS.	CMP%	YDS/ATT	TD	TD%	INT	INT%	LONG	SK/LOST	RTG
Williams	307	164	2,071	53.4	6.75	9	2.9	11	3.6	62t	11/128	69.4
BUCCANEERS	308	164	2,071	53.2	6.72	9	2.9	11	3.6	62t	11/128	69.1
OPPONENTS	244	145	1,608	57.1	6.33	10	3.9	11	4.3	49	25/224	71.1

DATE	W/L	SCORE	OPPONENT	ATT.
9/4	L	0-11	DETROIT	62,154
9/11	L	10-17	at Chicago	58,186
9/18	L	16-19 (ot)	MINNESOTA	57,567
9/25	L	17-23	CINCINNATI	56,023
10/2	L	14-55	at Green Bay	54,272
10/9	L	24-27 (ot)	at Dallas	63,308
10/16	L	27-34	ST. LOUIS	48,224
10/23	L	21-24	NEW ORLEANS	48,242
10/30	L	12-17	at Pittsburgh	57,648
11/6	W	17-12	at Minnesota	59,239
11/13	L	0-20	at Cleveland	56,091
11/20	L	0-27	CHICAGO	36,816
11/27	W	33-24	HOUSTON	38,625
12/4	L	21-35	at San Francisco	49,773
12/12	L	9-12 (ot)	GREEN BAY	50,763
12/18	L	20-23	at Detroit	78,392

	BUCS	OPP
TOTAL FIRST DOWNS	248	320
Rushing	72	124
Passing	156	172
Penalty	20	24
3rd Down: Made/Att.	73/225	89/229
4th Down: Made/Att.	11/20	9/14
POSSESSION AVG.	27.55	32.05
TOTAL NET YARDS	4,477	5,397
Avg. Per Game	279.8	337.3
Total Plays	1,005	1,093
Avg. Per Play	4.45	4.94
NET YARDS RUSHING	1,353	2,082
Avg. Per Game	84.6	130.1
Total Rushes	428	561
NET YARDS PASSING	3,124	3,315
Avg. Per Game	195.3	207.2
Sacked/Yards Lost	49/366	42/309
Gross Yards	3,490	3,624
Att./Completions	528/300	490/300
Completion Pct.	56.8	61.2
Had Intercepted	24	23
PUNTS/AVERAGE	96/41.8	79/40.7
NET PUNTING AVG.	33.0	33.9
PENALTIES/YARDS	94/832	105/799
FUMBLES/FUMBLES LOST	39/13	43/18
TOUCHDOWNS	31	42
Rushing	9	19
Passing	18	15
Returns	4	8

BY QUARTERS	1	2	3	4	OT	TOT
BUCCANEERS	43	68	65	65	0	241
OPPONENTS	67	130	67	107	9	380

SCORING	TD	R	P	RT	PAT	FG	S	PTS
Capece	0	0	0	0	23/26	10/23	0	53
Owens	6	5	1	0	0/0	0/0	0	36
Wilder	6	4	2	0	0/0	0/0	0	36
House	5	0	5	0	0/0	0/0	0	30
T. Bell	2	0	2	0	0/0	0/0	0	12
BUCCANEERS	31	9	18	4	25/31	10/24	0	241
OPPONENTS	42	19	15	8	40/42	28/34	2	380

FIELD GOALS	1/19	20/29	30/39	40/49	50+	LONG
Capece	0/0	7/8	0/4	3/8	0/3	49
Warnke	0/0	0/1	0/0	0/0	0/0	0

BUCCANEERS	0/0	7/9	0/4	3/8	0/3	49
OPPONENTS	1/1	8/8	8/10	7/10	4/5	52

PASSING	ATT.	CMP.	YDS.	CMP%	YDS/ATT
J. Thompson	423	249	2,906	58.9	6.87
Golsteyn	97	47	535	48.5	5.52
BUCCANEERS	520	300	3,490	56.8	6.61
OPPONENTS	490	300	3,624	61.2	7.40

RUSHING	NO.	YDS.	AVG.	LONG	TD
Wilder	161	640	4.0	75t	4
Carver	114	348	3.1	16	0
Owens	96	266	2.8	15	5
Armstrong	7	30	4.3	7	0
Morton	13	28	2.2	5	0
BUCCANEERS	428	1,353	3.2	75t	9
OPPONENTS	561	2,082	3.7	39	19

RECEIVING	NO.	YDS.	AVG.	LONG	TD
Wilder	57	380	6.7	31	2
Carter	48	694	14.5	56t	2
House	47	769	16.4	74t	5
T. Bell	25	410	16.4	52	2
Giles	25	349	14.0	80	1
BUCCANEERS	300	3,490	11.6	80	18
OPPONENTS	300	3,624	12.1	80t	15

INTERCEPTIONS	NO.	YDS.	AVG.	LONG	TD
B. Reece	6	70	11.7	29	0
C. Brown	4	78	19.5	36	0
Holt	3	43	14.3	25	0
Green	2	54	27.0	33t	2
Washington	2	41	20.5	25	0
BUCCANEERS	23	367	16.0	69t	3
OPPONENTS	24	316	13.2	70t	4

TACKLES	SOLD	ASST.	TOTAL
Green	N/A	N/A	138
J. Davis	N/A	N/A	137
Brantley	N/A	N/A	134
Logan	N/A	N/A	109
Holt	N/A	N/A	78

SACKS		SPECIAL TEAM TACKLES	
Selmon	11.0	Witte	19
Logan	9.5	Spradlin	14
Cannon	5.0	Obradovich	13
Green	3.5	Smith	12
Hawkins	3.0	Morris	12

BUCCANEERS	42.0
OPPONENTS	49.0

PUNTING	NO.	YDS.	AVG.	NET	TB	IN20	LG	BK
Garcia	95	4,008	42.2	33.0	12	16	64	1
BUCCANEERS	96	4,008	41.8	33.0	12	16	64	1
OPPONENTS	79	3,217	40.7	33.9	12	11	65	0

PUNT RETURNS	RET.	FC	YDS.	AVG.	LONG	TD
Tyler	27	5	208	7.7	16	0
T. Bell	10	2	48	4.8	11	0
Holt	5	0	43	8.6	17	0

BUCCANEERS	42	7	299	7.1	17	0
OPPONENTS	59	11	603	10.2	90t	1

KICKOFF RETURNS	NO.	YDS.	AVG.	LONG	TD
Morton	30	689	23.0	50	0
Owens	20	380	19.0	31	0
Smith	8	136	17.0	43	0
Spradlin	2	31	15.5	24	0
O'Steen	2	30	15.0	16	0

BUCCANEERS	67	1,310	19.5	50	0
OPPONENTS	50	1,039	20.8	81	0

USUAL STARTING LINEUP				DEFENSE:			
WR	87	Gerald Carter	LE	78	John Cannon		
LT	75	Dave Reavis	NT	76	David Logan		
LG	72	Ray Snell	RE	63	Lee Roy Selmon		
C	50	Steve Wilson	OLB	51	Ed Judie		
RG	62	Sean Farrell	ILB	58	Jeff Davis		
RT	70	Kelly Thomas	ILB	52	Scot Brantley		
TE	88	Jimmie Giles	OLB	53	Hugh Green		
WR	89	Kevin House	LCB	21	John Holt		
QB	14	Jack Thompson	RCB	40	Mike Washington		
FB	32	James Wilder	SS	33	Mark Cotney		
RB	28	Melvin Carver	FS	43	Beasley Reece		

TD	TD%	INT	INT%	LONG	SK/LOST	RTG
18	4.3	21	5.0	80	39/289	73.3
0	0.0	2	2.1	52	7/52	56.8
18	3.4	24	4.5	80	49/366	69.6
15	3.1	23	4.7	80t	42/309	74.7



1984

DATE	W/L	SCORE	OPPONENT	ATT.
9/2	L	14-34	at Chicago	58,789
9/9	L	13-17	at New Orleans	54,686
9/16	W	21-17	DETROIT	44,560
9/23	L	14-17	at N.Y. Giants	72,650
9/30	W	30-27 (ot)	GREEN BAY	44,487
10/7	W	35-31	MINNESOTA	47,405
10/14	L	7-13 (ot)	at Detroit	44,308
10/21	L	9-44	CHICAGO	60,003
10/28	L	20-24	at Kansas City	41,710
11/4	L	24-27	at Minnesota	54,949
11/11	W	20-17	N.Y. GIANTS	46,534
11/18	L	17-24	at San Francisco	57,704
11/25	L	33-34	L.A. RAMS	42,242
12/2	L	14-27	at Green Bay	46,800
12/9	W	23-6	ATLANTA	33,808
12/16	W	41-21	N.Y. JETS	43,817

	BUCS	OPP
TOTAL FIRST DOWNS	344	311
Rushing	114	139
Passing	209	157
Penalty	21	15
3rd Down: Made/Att.	94/219	93/212
4th Down: Made/Att.	7/17	7/16
POSSESSION AVG.	31.17	28.43
TOTAL NET YARDS	5,321	5,474
Avg. Per Game	332.6	342.1
Total Plays	1,091	1,033
Avg. Per Play	4.9	5.3
NET YARDS RUSHING	1,776	2,233
Avg. Per Game	111.0	139.6
Total Rushes	483	511
NET YARDS PASSING	3,545	3,241
Avg. Per Game	221.6	202.6
Sacked/Yards Lost	45/362	32/239
Gross Yards	3,907	3,480
Att./Completions	563/334	490/286
Completion Pct.	59.3	58.4
Had Intercepted	23	18
PUNTS/AVERAGE	68/41.9	68/41.0
NET PUNTING AVG.	34.7	35.3
PENALTIES/YARDS	118/875	136/1078
FUMBLES/FUMBLES LOST	36/20	27/14
TOUCHDOWNS	40	47
Rushing	17	27
Passing	22	20
Returns	1	0

BY QUARTERS	1	2	3	4	OT	TOT
BUCCANEERS	57	102	64	109	3	335
OPPONENTS	54	108	76	136	6	380

SCORING	TD	R	P	RT	PAT	FG	S	PTS
Ariri	0	0	0	0	38/40	19/26	0	95
Wilder	13	13	0	0	0/0	0/0	0	78
House	5	0	5	0	0/0	0/0	0	30
Carter	5	0	5	0	0/0	0/0	0	30
Armstrong	5	2	3	0	0/0	0/0	0	30
BUCCANEERS	40	17	22	1	38/40	19/26	0	335
OPPONENTS	47	27	20	0	44/46	18/27	0	380

FIELD GOALS	1/19	20/29	30/39	40/49	50+	LONG
Ariri	0/0	7/7	6/7	6/10	0/2	49
BUCCANEERS	0/0	7/7	6/7	6/10	0/2	49
OPPONENTS	0/0	5/6	6/10	5/7	2/4	53

RUSHING	NO.	YDS.	AVG.	LONG	TD
Wilder	407	1,544	3.8	37	13
DeBerg	28	59	2.1	14	2
Carver	11	44	4.0	12	0
Thompson	5	35	7.0	13	0
Armstrong	10	34	3.4	12	2
BUCCANEERS	483	1,776	3.7	37	17
OPPONENTS	511	2,233	4.4	51	27

PASSING	ATT.	CMP.	YDS.	CMP%	YDS/ATT	TD	TD%	INT	INT%	LONG	SK/LOST	RTG
DeBerg	509	308	3,554	60.5	6.98	19	3.7	18	3.5	55	35/308	79.3
Thompson	52	25	337	48.1	6.48	2	3.8	5	9.6	74t	10/54	42.3
BUCCANEERS	563	334	3,907	59.3	6.94	22	3.9	23	4.1	74t	45/362	76.4
OPPONENTS	490	286	3,480	58.4	7.10	20	4.1	18	3.7	77t	32/239	78.6

RECORD: 6-10 HEAD COACH: JOHN MCKAY

RECEIVING	NO.	YDS.	AVG.	LONG	TD
Wilder	85	685	8.1	50	0
House	76	1,005	13.2	55	5
Carter	60	816	13.6	74t	5
J. Bell	29	397	13.7	26	4
T. Bell	22	350	15.9	29	0
BUCCANEERS	334	3,907	11.7	74t	22
OPPONENTS	286	3,480	12.2	77t	20

INTERCEPTIONS	NO.	YDS.	AVG.	LONG	TD
Cotney	5	123	24.6	29	0
Brantley	3	55	18.3	38	0
Castille	3	38	12.7	30	0

Seven tied with one

BUCCANEERS	18	308	17.1	38	1
OPPONENTS	23	249	10.8	61	0

TACKLES	SOLO	ASST.	TOTAL
Davis	N/A	N/A	165
Logan	N/A	N/A	106
Brantley	N/A	N/A	105
Selmon	N/A	N/A	100
Browner	N/A	N/A	71

SACKS		SPECIAL TEAM TACKLES	
Selmon	8.0	Witte	25
Logan	5.5	Spradlin	15
C. Washington	5.0	Dixon	13
Green	4.0	Morton	12
Cannon	3.5	Harvey	11

BUCCANEERS	32.0
OPPONENTS	45.0

PUNTING	NO.	YDS.	AVG.	NET	TB	IN20	LG	BK
Garcia	68	2,849	41.9	34.7	9	12	60	0
BUCCANEERS	68	2,849	41.9	34.7	9	12	60	0
OPPONENTS	68	2,787	41.0	35.3	9	18	60	0

PUNT RETURNS	RET.	FC	YDS.	AVG.	LONG	TD
Bright	23	1	173	7.5	21	0
Z. Thomas	1	0	7	7.0	7	0
Holt	7	3	19	2.7	8	0
T. Bell	3	1	8	2.7	8	0

BUCCANEERS	34	5	207	6.1	21	0
OPPONENTS	36	10	310	8.6	31	0

KICKOFF RETURNS	NO.	YDS.	AVG.	LONG	TD
Morton	38	835	22.0	43	0
Owens	8	168	21.0	36	0
Bright	16	300	18.8	30	0
Wood	5	43	8.6	16	0
Spradlin	1	5	5.0	5	0

BUCCANEERS	68	1,351	19.9	43	0
OPPONENTS	67	1,336	19.9	47	0

## USUAL STARTING LINEUP

OFFENSE:	DEFENSE:
WR 89 Kevin House	LE 78 John Cannon
LT 74 Gene Sanders	NT 76 David Logan
LG 72 Steve Courson	RE 63 Lee Roy Selmon
C 50 Steve Wilson	OLB 57 Keith Browner
RG 62 Sean Farrell	ILB 58 Jeff Davis
RT 73 Ron Heller	ILB 52 Scot Brantley
TE 88 Jimmie Giles	OLB 53 Hugh Green
WR 87 Gerald Carter	LCB 23 Jeremiah Castille
QB 17 Steve DeBerg	RCB 21 John Holt
FB 46 Adger Armstrong	SS 43 Beasley Reece
RB 32 James Wilder	FS 34 Cedric Brown

DATE	W/L	SCORE	OPPONENT	ATT.
9/8	L	28-38	at Chicago	57,828
9/15	L	16-31	MINNESOTA	46,188
9/22	L	13-20	at New Orleans	45,320
9/29	L	9-30	at Detroit	45,023
10/6	L	19-27	CHICAGO	51,795
10/13	L	27-31	L.A. RAMS	39,607
10/20	L	38-41	at Miami	62,335
10/27	L	14-32	NEW ENGLAND	34,661
11/3	L	20-22	at N.Y. Giants	72,031
11/10	W	16-0	ST. LOUIS	34,736
11/17	L	28-62	at N.Y. Jets	65,344
11/24	W	19-16 (ot)	DETROIT	43,471
12/1	L	0-21	at Green Bay	19,856
12/8	L	7-26	at Minnesota	51,593
12/15	L	23-31	INDIANAPOLIS	25,577
12/22	L	17-20	GREEN BAY	33,992

	BUCS	OPP
TOTAL FIRST DOWNS	291	351
Rushing	95	146
Passing	162	185
Penalty	34	20
3rd Down: Made/Att.	76/209	88/212
4th Down: Made/Att.	11/18	4/7
POSSESSION AVG.	27.55	32.05
TOTAL NET YARDS	4,766	6,108
Avg. Per Game	297.9	381.8
Total Plays	982	1,087
Avg. Per Play	4.9	5.6
NET YARDS RUSHING	1,644	2,430
Avg. Per Game	102.8	151.9
Total Rushes	434	547
NET YARDS PASSING	3,122	3,678
Avg. Per Game	195.1	229.9
Sacked /Yards Lost	40/301	35/277
Gross Yards	3,423	3,955
Att./Completions	508/269	505/318
Completion Pct.	53.0	63.0
Had Intercepted	26	18
PUNTS/AVERAGE	79/40.9	59/44.2
NET PUNTING AVG.	32.6	37.6
PENALTIES/YARDS	103/733	114/945
FUMBLES/FUMBLES LOST	37/22	37/22
TOUCHDOWNS	33	50
Rushing	11	28
Passing	22	18
Returns	0	4

BY QUARTERS	1	2	3	4	OT	TOT
BUCCANEERS	71	109	31	80	3	294
OPPONENTS	75	144	110	119	0	448

SCORING	TD	R	P	RT	PAT	FG	S	PTS
Igwebuike	0	0	0	0	30/32	22/32	0	96
Wilder	10	10	0	0	0/0	0/0	0	60
Giles	8	0	8	0	0/0	0/0	0	48
House	5	0	5	0	0/0	0/0	0	30
Carter	3	0	3	0	0/0	0/0	0	18
BUCCANEERS	33	11	22	0	30/33	22/32	0	294
OPPONENTS	50	28	18	4	50/50	32/42	1	448

FIELD GOALS	1/19	20/29	30/39	40/49	50+	LONG
Igwebuike	1/1	5/5	8/10	5/10	3/6	53
BUCCANEERS	1/1	5/5	8/10	5/10	3/6	53
OPPONENTS	0/0	11/14	14/15	6/10	1/3	50

RUSHING	NO.	YDS.	AVG.	LONG	TD
Wilder	365	1,300	3.6	28	10
Young	40	233	5.8	20	1
Springs	16	54	3.4	11	0
DeBerg	9	28	3.1	13	0
Carter	1	13	13.0	13	0
BUCCANEERS	434	1,644	3.8	28	11
OPPONENTS	547	2,430	4.4	38	28

PASSING	ATT.	CMP.	YDS.	CMP%	YDS/ATT
DeBerg	370	197	2,488	53.2	6.72
Young	138	72	935	52.3	6.78
BUCCANEERS	508	269	3,423	53.0	6.74
OPPONENTS	505	318	3,955	63.0	7.83

RECEIVING	NO.	YDS.	AVG.	LONG	TD
Wilder	53	341	6.5	20	0
House	44	803	18.3	55	5
Giles	43	673	15.7	39t	8
J. Bell	43	496	12.3	27	2
Carter	40	557	13.9	29	3
BUCCANEERS	269	3,423	12.7	59	22
OPPONENTS	318	3,955	12.4	78t	18

INTERCEPTIONS	NO.	YDS.	AVG.	LONG	TD
Castille	7	49	7.0	20	0
Greenwood	5	15	3.0	7	0

Six tied with one

BUCCANEERS	18	146	8.1	25	0
OPPONENTS	26	373	14.3	46	4

TACKLES	SOLO	ASST.	TOTAL
Davis	N/A	N/A	132
Washington	N/A	N/A	102
Sully	N/A	N/A	98
Brantley	N/A	N/A	95
Logan	N/A	N/A	80

SACKS		SPECIAL TEAM TACKLES	
Logan	6.5	Witte	24
Cannon	4.5	Prior	22
Holmes	4.5	Randle	16
Morgan	4.0	Armstrong	13
Greenwood	3.0	Curry	10
Washington	3.0		

PUNTING	NO.	YDS.	AVG.	NET	TB	IN20	LG	BK
Garcia	77	3,233	42.0	33.4	7	12	61	2
BUCCANEERS	79	3,233	40.9	32.6	7	12	61	2
OPPONENTS	59	2,607	44.2	37.6	8	13	69	0

PUNT RETURNS	RET.	FC	YDS.	AVG.	LONG	TD
Bright	12	2	124	10.3	29	0
Prior	13	6	105	8.1	19	0
BUCCANEERS	25	8	229	9.2	29	0
OPPONENTS	47	7	519	11.0	28	0

KICKOFF RETURNS	NO.	YDS.	AVG.	LONG	TD
Freeman	48	1,085	22.6	58	0
Springs	5	112	22.4	34	0
Bright	11	213	19.4	47	0
Prior	10	131	13.1	29	0
Verser	4	61	15.3	18	0
Magee	2	20	10.0	15	0
BUCCANEERS	80	1,622	20.3	58	0
OPPONENTS	51	1,187	23.3	51	0

## USUAL STARTING LINEUP

OFFENSE:	DEFENSE:
WR 89 Kevin House	LE 78 John Cannon
LT 66 George Yarno	NT 76 David Logan
LG 72 Steve Courson	RE 90 Ron Holmes
C 60 Randy Grimes	OLB 54 Ervin Randle
RG 62 Sean Farrell	ILB 58 Jeff Davis
RT 73 Ron Heller	ILB 52 Scot Brantley
TE 88 Jimmie Giles	OLB 51 Chris Washington
WR 87 Gerald Carter	LCB 23 Jeremiah Castille
QB 17 Steve DeBerg	RCB 21 John Holt
FB 82 Jerry Bell	SS 30 David Greenwood
RB 32 James Wilder	FS 44 Ivory Sully

PASSING	ATT.	CMP.	YDS.	CMP%	YDS/ATT	TD	TD%	INT	INT%	LONG	SK/LOST	RTG
DeBerg	370	197	2,488	53.2	6.72	19	5.1	18	4.9	57	19/143	71.3
Young	138	72	935	52.3	6.78	3	2.2	8	5.8	59	21/158	57.1
BUCCANEERS	508	269	3,423	53.0	6.74	22	4.3	26	5.1	59	40/301	67.5
OPPONENTS	505	318	3,955	63.0	7.83	18	3.6	18	3.6	78t	35/277	84.2

## 1986

DATE	W/L	SCORE	OPPONENT	ATT.
9/7	L	7-31	SAN FRANCISCO	50,780
9/14	L	10-23	MINNESOTA	34,579
9/21	W	24-20	at DETROIT	38,453
9/28	L	20-23 (ot)	ATLANTA	38,950
10/5	L	20-26 (ot)	at L.A. Rams	50,585
10/12	L	19-30	ST. LOUIS	33,307
10/19	L	7-38	at New Orleans	43,355
10/26	L	20-27	at Kansas City	36,230
11/2	W	34-28	BUFFALO	32,806
11/9	L	3-23	CHICAGO	70,097
11/16	L	7-31	at Green Bay (Milw.)	48,271
11/23	L	17-38	DETROIT	30,029
11/30	L	13-45	at Minnesota	56,235
12/7	L	14-48	at Chicago	52,746
12/14	L	7-21	GREEN BAY	30,099
12/21	L	17-21	at St. Louis	23,957

	BUCS	OPP
TOTAL FIRST DOWNS	273	362
Rushing	100	162
Passing	142	177
Penalty	31	23
3rd Down: Made/Att.	59/193	90/193
4th Down: Made/Att.	8/19	6/10
POSSESSION AVG.	28.40	31.20
TOTAL NET YARDS	4,361	6,333
Avg. Per Game	272.6	395.8
Total Plays	970	1,061
Avg. Per Play	4.5	6.0
NET YARDS RUSHING	1,863	2,648
Avg. Per Game	116.4	165.5
Total Rushes	455	558
NET YARDS PASSING	2,498	3,685
Avg. Per Game	156.1	230.3
Sacked/Yards Lost	56/394	19/153
Gross Yards	2,892	3,838
Att./Completions	459/245	484/289
Completion Pct.	53.4	59.7
Had Intercepted	25	13
PUNTS/AVERAGE	78/40.2	59/41.3
NET PUNTING AVG.	32.8	37.4
PENALTIES/YARDS	83/661	116/941
FUMBLES/FUMBLES LOST	36/17	39/19
TOUCHDOWNS	27	59
Rushing	12	31
Passing	13	23
Returns	2	5

BY QUARTERS	1	2	3	4	OT	TOT
BUCCANEERS	39	74	41	85	0	239
OPPONENTS	111	105	103	145	0	473

SCORING	TD	R	P	RT	PAT	FG	S	PTS
Igwebuike	0	0	0	0	26/27	17/24	0	77
Young	5	5	0	0	0/0	0/0	0	30
Magee	5	0	5	0	0/0	0/0	0	30
Wonsley	3	3	0	0	0/0	0/0	0	18
Wilder	3	2	1	0	0/0	0/0	0	18

BUCCANEERS	27	12	13	2	26/27	17/24	0	239
OPPONENTS	59	31	23	5	56/58	21/30	0	473

FIELD GOALS	1/19	20/29	30/39	40/49	50+	LONG
Igwebuike	0/0	5/5	7/8	3/6	2/5	55
BUCCANEERS	0/0	5/5	7/8	3/6	2/5	55
OPPONENTS	0/0	8/9	8/9	3/6	2/6	51

RUSHING	NO.	YDS.	AVG.	LONG	TD
Wilder	190	704	3.7	45t	2
Young	74	425	5.7	31	5
Wonsley	73	339	4.6	59t	3
Springs	74	285	3.9	40	0
Howard	30	110	3.7	16	1
BUCCANEERS	455	1,863	4.1	59t	12
OPPONENTS	558	2,648	4.7	60	31

PASSING	ATT.	CMP.	YDS.	CMP%	YDS/ATT
Young	363	195	2,282	53.7	6.29
DeBerg	96	50	610	52.1	6.35
BUCCANEERS	459	245	2,892	53.4	6.30
OPPONENTS	484	289	3,838	59.7	7.93

## RECORD: 2-14 HEAD COACH: LEEMAN BENNETT

RECEIVING	NO.	YDS.	AVG.	LONG	TD
Magee	45	564	12.5	45	5
Wilder	43	326	7.6	25	1
Carter	42	640	15.2	46	2
Springs	24	187	7.8	46	0
Giles	18	178	9.9	20	1
BUCCANEERS	245	2,892	11.8	46	13
OPPONENTS	289	3,838	13.3	73	23

INTERCEPTIONS	NO.	YDS.	AVG.	LONG	TD
McKeever	3	12	4.0	10	0
Brantley	2	65	32.5	57	0
Curry	2	0	0.0	0	0

Five tied with one

BUCCANEERS	13	128	9.8	57	0
OPPONENTS	25	236	9.4	59t	1

TACKLES	SOLO	ASST.	TOTAL
Davis	N/A	N/A	136
Brantley	N/A	N/A	127
Washington	N/A	N/A	94
Jones	N/A	N/A	80
Holmes	N/A	N/A	68

SACKS		SPECIAL TEAM TACKLES	
Browner	4.0	Randle	21
Washington	4.0	Murphy	18
Holmes	2.5	McKeever	9
Cannon	2.0	Easmon	7
Kellin	2.0	Futrell	6
Logan	2.0		

BUCCANEERS	19.0		
OPPONENTS	56.0		

PUNTING	NO.	YDS.	AVG.	NET	TB	IN20	LG	BK
Garcia	77	3,089	40.1	32.7	8	19	60	0
Springs	1	43	43.0	39.0	0	0	43	0
BUCCANEERS	78	3,132	40.2	32.8	8	19	60	0
OPPONENTS	59	2,438	41.3	37.4	6	24	57	1

PUNT RETURNS	RET.	FC	YDS.	AVG.	LONG	TD
Futrell	14	5	67	4.8	12	0
Walker	9	0	27	3.0	10	0
Harris	3	0	16	5.3	8	0

BUCCANEERS	26	5	110	4.2	12	0
OPPONENTS	39	15	414	10.6	71t	3

KICKOFF RETURNS	NO.	YDS.	AVG.	LONG	TD
Freeman	31	582	18.8	33	0
Wonsley	10	208	20.8	29	0
K. Walker	8	146	18.3	26	0
Futrell	5	115	23.0	30	0
Howard	4	71	17.8	24	0
Harris	4	63	15.8	23	0

BUCCANEERS	75	1,302	17.4	33	0
OPPONENTS	46	1,009	21.9	85t	1

## USUAL STARTING LINEUP

OFFENSE:		DEFENSE:	
WR	89 Kevin House	LE	71 Bob Nelson
LT	72 Rob Taylor	NT	76 David Logan
LG	66 George Yarno	RE	90 Ron Holmes
C	60 Randy Grimes	OLB	57 Keith Browner
RG	62 Sean Farrell	ILB	58 Jeff Davis
RT	73 Ron Heller	ILB	52 Scott Brantley
TE	86 Calvin Magee	OLB	51 Chris Washington
WR	87 Gerald Carter	LCB	21 Vito McKeever
QB	8 Steve Young	RCB	22 Rod Jones
FB	20 Ron Springs	SS	41 Craigie Swoope
RB	32 James Wilder	FS	44 Ivory Sully

DATE	W/L	SCORE	OPPONENT	ATT.
9/13	W	48-10	ATLANTA	51,250
9/20	L	3-20	at Chicago	63,551
10/4	W	31-27	at Detroit	4,919
10/11	L	13-17	SAN DIEGO	23,873
10/18	W	20-10	MINNESOTA	20,850
10/25	L	26-27	CHICAGO	70,747
11/1	W	23-17	at Green Bay (Milw.)	50,308
11/8	L	28-31	at St. Louis	22,449
11/15	L	17-23	at Minnesota	48,605
11/22	L	10-24	SAN FRANCISCO	63,211
11/29	L	3-35	at LA Rams	45,188
12/6	L	34-44	at New Orleans	66,471
12/13	L	10-20	DETROIT	41,699
12/20	L	14-31	ST. LOUIS	32,046
12/27	L	6-24	at Indianapolis	60,468

	BUCS	OPP
TOTAL FIRST DOWNS	263	314
Rushing	62	124
Passing	168	163
Penalty	33	27
3rd Down: Made/Att.	83/215	90/200
4th Down: Made/Att.	3/6	6/9
POSSESSION AVG.	28:37	31:23
TOTAL NET YARDS	4,381	4,987
Avg. Per Game	292.1	332.5
Total Plays	954	996
Avg. Per Play	4.6	5.0
NET YARDS RUSHING	1,365	2,038
Avg. Per Game	91.0	135.9
Total Rushes	394	500
NET YARDS PASSING	3,016	2,949
Avg. Per Game	201.1	196.6
Sacked /Yards Lost	43/361	39/306
Gross Yards	3,777	3,255
Att./Completions	517/264	457/271
Completion Pct.	51.1	59.3
Had Intercepted	17	16
PUNTS/AVERAGE	88/39.3	64/41.2
NET PUNTING AVG.	29.9	35.0
PENALTIES/YARDS	115/894	123/926
FUMBLES/FUMBLES LOST	35/14	42/20
TOUCHDOWNS	33	44
Rushing	7	18
Passing	22	23
Returns	4	3

BY QUARTERS	1	2	3	4	OT	TOT
BUCCANEERS	78	66	81	61	0	286
OPPONENTS	69	98	67	126	0	360

SCORING	TD	R	P	RT	PAT	FG	S	PTS
Igwebiuke	0	0	0	0	24/26	14/18	0	66
Carter	5	0	5	0	0/0	0/0	0	30
Smith	4	2	2	0	0/0	0/0	0	24
Magee	3	0	3	0	0/0	0/0	0	18
Carrier	3	0	3	0	0/0	0/0	0	18
BUCCANEERS	33	7	22	4	31/33	19/24	0	286
OPPONENTS	44	18	23	3	42/44	18/30	0	360

FIELD GOALS	1/19	20/29	30/39	40/49	50+	LONG
Igwebiuke	0/0	2/2	6/6	6/9	0/1	48
BUCCANEERS	0/0	3/4	7/7	8/11	1/2	48
OPPONENTS	0/0	8/9	7/10	2/8	1/3	50

RUSHING	NO.	YDS.	AVG.	LONG	TD
Wilder	106	488	4.6	21	0
Smith	100	309	3.1	46	2
Wright	37	112	3.0	11	0
Howard	30	100	3.3	31	1
Testaverde	13	50	3.8	17	1
BUCCANEERS	394	1,365	3.5	46	7
OPPONENTS	500	2,038	4.1	38t	18

PASSING	ATT.	CMP.	YDS.	CMP%	YDS/ATT	TD	TD%	INT	INT%	LONG	SK/LOST	RTG
DeBerg	275	159	1,891	57.8	6.88	14	5.1	7	2.5	64t	20/185	85.3
Testaverde	165	71	1,081	43.0	6.55	5	3.0	6	3.6	40	18/140	60.2
BUCCANEERS	517	284	3,377	51.1	6.53	22	4.3	17	3.3	64t	43/361	72.0
OPPONENTS	457	271	3,255	59.3	7.12	23	5.0	16	3.5	67	39/306	85.3

RECEIVING	NO.	YDS.	AVG.	LONG	TD
Wilder	40	328	8.2	32	1
Carter	38	586	15.4	57	5
Magee	34	424	12.5	37	3
Carrier	26	423	16.3	38	3
Hill	23	403	17.5	40	2
BUCCANEERS	264	3,377	12.8	64t	22
OPPONENTS	271	3,255	12.0	67	23

INTERCEPTIONS	NO.	YDS.	AVG.	LONG	TD
Tripoli	3	17	5.7	15t	1
Isom	2	67	33.5	38	0
Woods	2	63	31.5	42	0
Futrell	2	46	23.0	23	0
Jones	2	9	4.5	9	0
BUCCANEERS	16	248	15.5	42	2
OPPONENTS	17	227	13.4	50	0

TACKLES	SOLD	ASST.	TOTAL
Randle	79	29	108
Davis	55	15	70
Reynolds	58	12	70
Kemp	53	15	68
Washington	41	11	52

SACKS		SPECIAL TEAM TACKLES	
Holmes	8.0	Tripoli	10
Washington	6.5	Brantley	7
Kellin	3.5	Miller	6
Jarvis	3.0	Gordon	5
Cannon	2.0	Moss	5
		Gant	5

BUCCANEERS	39.0
OPPONENTS	43.0

PUNTING	NO.	YDS.	AVG.	NET	TB	IN20	LG	BK
Garcia	62	2,409	38.9	28.3	5	12	58	0
Criswell	26	1,046	40.2	33.8	5	3	61	0
BUCCANEERS	88	3,455	39.3	29.9	10	15	61	0
OPPONENTS	64	2,634	41.2	35.0	7	15	60	0

PUNT RETURNS	RET.	FC	YDS.	AVG.	LONG	TD
Futrell	24	6	213	8.9	22	0
BUCCANEERS	31	8	257	8.3	22	0
OPPONENTS	50	10	621	12.4	80	1

KICKOFF RETURNS	NO.	YDS.	AVG.	LONG	TD
Futrell	31	609	19.6	40	0
Smith	5	84	16.8	21	0
Miller	3	68	22.7	25	0
BUCCANEERS	56	1,037	18.5	40	0
OPPONENTS	61	1,242	20.4	45	0

## USUAL STARTING LINEUP

OFFENSE:	DEFENSE:
WR 88 Mark Carrier	LE 78 John Cannon
LT 72 Rob Taylor	NT 94 Mike Stensrud
LG 66 George Yarno	RE 90 Ron Holmes
C 60 Randy Grimes	OLB 51 Chris Washington
RG 68 Rick Mallory	56 Jackie Walker
RT 73 Ron Heller	ILB 58 Jeff Davis
TE 86 Calvin Magee	ILB 54 Ervin Randle
WR 87 Gerald Carter	OLB 51 Chris Washington
QB 17 Steve DeBerg	57 Winston Moss
FB 32 James Wilder	29 Ricky Reynolds
RB 35 Jeff Smith	RCB 22 Rod Jones
	SS 33 Bobby Kemp
	FS 28 Ray Isom

1988

RECORD: 5-11 HEAD COACH: RAY PERKINS

DATE	W/L	SCORE	OPPONENT	ATT.
9/4	L	14-41	PHILADELPHIA	43,502
9/11	W	13-10	at Green Bay	52,584
9/18	L	24-30	PHOENIX	35,034
9/25	L	9-13	at New Orleans	66,671
10/2	W	27-24	GREEN BAY	40,003
10/9	L	13-14	at Minnesota	55,274
10/16	L	31-35	at Indianapolis	53,135
10/23	L	20-49	MINNESOTA	48,020
10/30	L	14-17	MIAMI	67,352
11/6	L	10-28	at Chicago	56,892
11/13	W	23-20	at Detroit	25,956
11/20	L	15-27	CHICAGO	67,070
11/27	L	10-17	at Atlanta	14,020
12/4	W	10-5	BUFFALO	49,498
12/11	L	7-10 (ot)	at New England	39,889
12/18	W	21-10	DETROIT	37,778

	BUCS	OPP
TOTAL FIRST DOWNS	295	293
Rushing	91	104
Passing	173	169
Penalty	31	20
3rd Down: Made/Att.	72/202	101/227
4th Down: Made/Att.	2/11	6/9
POSSESSION AVG.	29.00	31.00
TOTAL NET YARDS	5,061	5,155
Avg. Per Game	316.3	322.2
Total Plays	998	1,025
Avg. Per Play	5.1	5.0
NET YARDS RUSHING	1,753	1,551
Avg. Per Game	109.6	96.9
Total Rushes	452	478
NET YARDS PASSING	3,308	3,604
Avg. Per Game	206.8	225.3
Sacked/Yards Lost	34/300	20/140
Gross Yards	3,608	3,744
Att./Completions	512/253	527/304
Completion Pct.	49.4	57.7
Had Intercepted	36	21
PUNTS/AVERAGE	68/36.4	77/39.0
NET PUNTING AVG.	32.4	33.2
PENALTIES/YARDS	102/816	105/872
FUMBLES/FUMBLES LOST	27/16	29/12
TOUCHDOWNS	28	42
Rushing	11	21
Passing	16	19
Returns	1	2

BY QUARTERS	1	2	3	4	OT	TOT
BUCCANEERS	27	75	41	118	0	261
OPPONENTS	105	93	95	54	3	350

SCORING	TD	R	P	RT	PAT	FG	S	PTS
Igwebuike	0	0	0	0	21/21	19/25	0	78
Hill	9	0	9	0	0/0	0/0	0	54
Tate	8	7	1	0	0/0	0/0	0	48
Carrier	5	0	5	0	0/0	0/0	0	30
Carney	0	0	0	0	6/6	2/5	0	12
BUCCANEERS	28	11	16	1	28/28	21/30	1	261
OPPONENTS	42	21	19	2	42/42	18/30	1	350

FIELD GOALS	1/19	20/29	30/39	40/49	50+	LONG
Igwebuike	1/1	6/6	7/8	3/6	2/4	55
Carney	0/0	2/3	0/1	0/1	0/0	29
BUCCANEERS	1/1	8/9	7/9	3/7	2/4	55
OPPONENTS	0/0	6/6	6/11	5/9	1/4	50

RUSHING	NO.	YDS.	AVG.	LONG	TD
Tate	122	467	3.8	47t	7
W. Howard	115	452	3.9	29t	1
Wilder	86	343	4.0	19	1
Goode	63	231	3.7	22	0
Testaverde	28	138	4.9	24	1
BUCCANEERS	452	1,753	3.9	47t	11
OPPONENTS	478	1,551	3.2	48	21

PASSING	ATT.	CMP.	YDS.	CMP%	YDS/ATT	TD	TD%	INT	INT%	LONG	SK/LOST	RTG
Testaverde	466	222	3,240	47.6	6.95	13	2.8	35	7.5	59t	33/292	48.8
Ferguson	46	31	368	67.4	8.00	3	6.5	1	2.2	34	1/8	104.3
BUCCANEERS	512	253	3,608	49.4	7.05	16	3.1	36	7.0	59t	34/300	53.7
OPPONENTS	527	304	3,744	57.7	7.10	19	3.6	21	4.0	56	30/140	75.2

RECEIVING	NO.	YDS.	AVG.	LONG	TD
Hill	58	1040	17.9	42t	9
Carrier	57	970	17.0	59t	5
Hall	39	555	14.2	37	0
J. Smith	16	134	8.4	22	0
Pillow	15	206	13.7	34	1
BUCCANEERS	253	3,608	14.3	59t	16
OPPONENTS	304	3,744	12.3	56	19

INTERCEPTIONS	NO.	YDS.	AVG.	LONG	TD
Hamilton	6	123	20.5	58	0
Reynolds	4	7	2.3	7	0
Elder	3	9	3.0	9	0
Harris	2	26	13.0	24	0
Robinson	2	28	14.0	28	0
BUCCANEERS	21	283	13.5	58	1
OPPONENTS	36	480	13.3	46	2

TACKLES	SOLD	ASST.	TOTAL
Marve	88	33	121
Hamilton	82	25	107
Murphy	50	25	75
Reynolds	64	10	74
Futrell	60	12	72

SACKS	SPECIAL TEAM TACKLES			
Holmes	4.0	Elder		21
Cannon	3.0	Harris		20
Davis	3.0	Walker		19
Jarvis	2.5	Washington		10
Goff	2.0	Rolling		7
Lee	2.0	D. Smith		7
BUCCANEERS	20.0			
OPPONENTS	34.0			

PUNTING	NO.	YDS.	AVG.	NET	TB	IN20	LG	BK
Criswell	68	2,477	36.4	32.4	0	20	62	0
BUCCANEERS	68	2,477	36.4	32.4	0	20	62	0
OPPONENTS	77	3,004	39.0	33.2	6	24	60	0

PUNT RETURNS	RET.	FC	YDS.	AVG.	LONG	TD
Futrell	27	10	283	10.5	40	0
J. Smith	8	3	45	5.6	20	0
Elder	1	0	0	0.0	0	0
BUCCANEERS	36	13	328	9.1	40	0
OPPONENTS	38	13	273	7.2	25	0

KICKOFF RETURNS	NO.	YDS.	AVG.	LONG	TD
Elder	34	772	22.7	51	0
J. Smith	10	180	18.0	26	0
D. Smith	9	188	20.9	30	0
McAdoo	4	108	27.0	31	0
Pillow	3	38	12.7	17	0
BUCCANEERS	64	1,345	21.0	51	0
OPPONENTS	52	1,129	21.7	57	0

USUAL STARTING LINEUP				DEFENSE:			
WR	88	Mark Carrier	LE	79	Reuben Davis		
LT	74	Paul Gruber	NT	95	Curt Jarvis		
LG	68	Rick Mallory	RE	90	Ron Holmes		
C	60	Randy Grimes	OLB	59	Kevin Murphy		
RG	50	Dan Turk	ILB	99	Eugene Marve		
RT	72	Rob Taylor	ILB	53	Sidney Coleman		
TE	82	Ron Hall	OLB	57	Winston Moss		
WR	84	Bruce Hill	LCB	29	Ricky Reynolds		
QB	14	Vinny Testaverde	RCB	36	Bobby Futrell		
FB	43	William Howard	SS	30	Mark Robinson		
RB	34	Lars Tate	FS	39	Harry Hamilton		

DATE	W/L	SCORE	OPPONENT	ATT.
9/10	W	23-21	at Green Bay	55,650
9/17	L	16-20	SAN FRANCISCO	64,087
9/24	W	20-10	NEW ORLEANS	44,053
10/1	L	3-17	at Minnesota	54,817
10/8	W	42-35	CHICAGO	72,077
10/15	L	16-17	DETROIT	46,225
10/22	L	28-32	at Washington	52,862
10/29	L	23-56	at Cincinnati	57,225
11/5	L	31-42	CLEVELAND	69,162
11/12	L	10-24	MINNESOTA	56,271
11/19	W	32-31	at Chicago	63,826
11/26	W	14-13	at Phoenix	33,297
12/3	L	16-17	GREEN BAY	58,120
12/10	L	17-20	at Houston	54,532
12/17	L	7-33	at Detroit	40,362
12/24	L	22-31	PITTSBURGH	29,690

	BUCS	OPP
TOTAL FIRST DOWNS	288	317
Rushing	84	115
Passing	174	170
Penalty	30	32
3rd Down: Made/Att.	95/230	87/208
4th Down: Made/Att.	7/13	10/17
POSSESSION AVG.	29:55	30:05
TOTAL NET YARDS	4,842	5,460
Avg. Per Game	302.6	341.3
Total Plays	1,025	1,027
Avg. Per Play	4.7	5.3
NET YARDS RUSHING	1,570	2,023
Avg. Per Game	94.2	126.4
Total Rushes	412	479
NET YARDS PASSING	3,335	3,437
Avg. Per Game	208.4	214.8
Sacked /Yards Lost	43/331	33/222
Gross Yards	3,666	3,659
Att./Completions	570/302	515/301
Completion Pct.	53.0	58.4
Had Intercepted	28	21
PUNTS/AVERAGE	86/38.5	69/40.3
NET PUNTING AVG.	32.1	31.4
PENALTIES/YARDS	104/881	109/869
FUMBLES/FUMBLES LOST	21/9	30/18
TOUCHDOWNS	36	51
Rushing	10	18
Passing	23	29
Returns	3	4

BY QUARTERS	1	2	3	4	OT	TOT
BUCCANEERS	58	92	42	128	0	320
OPPONENTS	79	144	86	110	0	419

SCORING	TD	R	P	RT	PAT	FG	S	PTS
Igwebuike	0	0	0	0	33/35	22/28	0	99
Carrier	9	0	9	0	0/0	0/0	0	54
Tate	9	8	1	0	0/0	0/0	0	54
Hill	5	0	5	0	0/0	0/0	0	30
Wilder	3	0	3	0	0/0	0/0	0	18
BUCCANEERS	36	10	23	3	34/36	22/28	2	320
OPPONENTS	51	18	29	4	51/51	20/24	1	419

FIELD GOALS	1/19	20/29	30/39	40/49	50+	LONG
Igwebuike	0/0	9/9	6/6	5/10	2/3	53
BUCCANEERS	0/0	9/9	6/6	5/10	2/3	53
OPPONENTS	0/0	5/5	9/9	6/9	0/1	47

RUSHING	NO.	YDS.	AVG.	LONG	TD
Tate	167	589	3.5	48	8
Howard	108	357	3.3	15	1
Wilder	70	244	3.5	14	0
Stamps	29	141	4.9	21t	1
Testaverde	25	139	5.6	16	0
BUCCANEERS	412	1,507	3.7	48	10
OPPONENTS	479	2,023	4.2	59t	18

PASSING	ATT.	CMP.	YDS.	CMP%	YDS/ATT
Testaverde	480	258	3,133	53.8	6.53
Ferguson	90	44	533	48.9	5.92
BUCCANEERS	570	302	3,666	53.0	6.43
OPPONENTS	515	301	3,659	58.4	7.10

RECEIVING	NO.	YDS.	AVG.	LONG	TD
Carrier	86	1,422	16.5	78t	9
Hill	50	673	13.5	53	5
Wilder	36	335	9.3	27	3
Hall	30	331	11.0	32	2
Howard	30	188	6.3	18	1
BUCCANEERS	302	3,666	12.1	78t	23
OPPONENTS	301	3,659	12.2	79t	29

INTERCEPTIONS	NO.	YDS.	AVG.	LONG	TD
Hamilton	6	70	11.7	30	0
Robinson	6	44	7.3	16	0
Reynolds	5	87	17.4	68t	1
Four tied with one					
BUCCANEERS	21	234	11.1	68t	2
OPPONENTS	28	240	8.6	39	2

TACKLES	SOLO	ASST.	TOTAL
Randle	74	40	114
Marve	71	35	106
Robinson	72	32	104
Jones	75	17	92
Hamilton	66	24	90

SACKS	SPECIAL TEAM TACKLES			
Murphy	6.0	Anno		28
Moss	5.5	Elder		23
Goff	4.0	Najarian		14
Davis	3.0	O. Harris		13
Jarvis	3.0	Stamps		13
BUCCANEERS	33.0			
OPPONENTS	43.0			

PUNTING	NO.	YDS.	AVG.	NET	TB	IN20	LG	BK
Mohr	84	3,311	39.4	32.1	3	10	58	2
BUCCANEERS	86	3,311	38.5	32.1	3	10	58	2
OPPONENTS	69	2,781	40.3	31.4	16	14	60	2

PUNT RETURNS	RET.	FC	YDS.	AVG.	LONG	TD
Drewrey	20	2	220	11.0	55	0
Futrell	12	2	76	6.3	15	0
BUCCANEERS	32	4	296	9.3	55	0
OPPONENTS	54	12	492	9.1	65	0

KICKOFF RETURNS	NO.	YDS.	AVG.	LONG	TD
Elder	40	685	17.1	30	0
Stamps	9	145	16.1	36	0
Howard	5	82	16.4	19	0
Futrell	4	58	14.5	22	0
Wilder	2	42	21.0	23	0
BUCCANEERS	62	1,055	17.0	36	0
OPPONENTS	55	1,143	20.8	72	0

USUAL STARTING LINEUP					
OFFENSE:			DEFENSE:		
WR	88	Mark Carrier	LE	79	Reuben Davis
LT	74	Paul Gruber	NT	95	Curt Jarvis
LG	73	Tom McHale	RE	94	Robert Goff
C	60	Randy Grimes	OLB	59	Kevin Murphy
RG	69	John Bruhin	ILB	99	Eugene Marve
RT	72	Rob Taylor	ILB	54	Ervin Randle
TE	82	Ron Hall	OLB	58	Winston Moss
WR	84	Bruce Hill	LCB	29	Ricky Reynolds
QB	14	Vinny Testaverde	RCB	22	Rod Jones
FB	43	William Howard	SS	30	Mark Robinson
RB	34	Lars Tate	FS	39	Harry Hamilton

	TD	TD%	INT	INT%	LONG	SK/LOST	RTG
Testaverde	20	4.2	22	4.6	78t	38/294	68.9
Ferguson	3	3.3	6	6.7	69t	5/37	50.8
BUCCANEERS	23	4.0	48	4.9	78t	43/331	66.0
OPPONENTS	29	5.6	21	4.1	79t	33/222	82.2

1990

RECORD: 6-10 HEAD COACH: RAY PERKINS (13 GAMES)  
RICHARD WILLIAMSON (3 GAMES)

DATE	W/L	SCORE	OPPONENT	ATT.
9/9	W	38-21	at Detroit	54,728
9/16	L	14-35	L.A. RAMS	59,705
9/23	W	23-20	DETROIT	55,075
9/30	W	23-20 (ot)	at Minnesota	54,462
10/7	L	10-14	at Dallas	60,076
10/14	W	26-14	GREEN BAY	67,472
10/21	L	13-17	DALLAS	68,315
10/28	L	10-41	at San Diego	40,653
11/4	L	6-26	CHICAGO	68,555
11/11	L	7-35	at New Orleans	67,865
11/18	L	7-31	at San Francisco	62,221
11/25	L	10-20	at Green Bay (Milw.)	53,677
12/2	W	23-17	ATLANTA	42,839
12/16	W	26-13	MINNESOTA	47,272
12/23	L	14-27	at Chicago	46,456
12/30	L	14-16	N.Y. JETS	46,543

	BUCS	OPP
TOTAL FIRST DOWNS	238	313
Rushing	83	129
Passing	142	168
Penalty	13	16
3rd Down: Made/Att.	76/204	93/205
4th Down: Made/Att.	9/19	7/13
POSSESSION AVG.	28:11	31:49
TOTAL NET YARDS	4,475	5,479
Avg. Per Game	279.7	342.4
Total Plays	911	1,001
Avg. Per Play	4.9	5.5
NET YARDS RUSHING	1,626	2,223
Avg. Per Game	101.6	138.9
Total Rushes	410	496
NET YARDS PASSING	2,849	3,256
Avg. Per Game	178.1	203.5
Sacked /Yards Lost	53/433	34/204
Gross Yards	3,282	3,460
Att./Completions	448/245	471/263
Completion Pct.	54.7	55.8
Had Intercepted	24	25
PUNTS/AVERAGE	72/40.3	55/40.5
NET PUNTING AVG.	34.0	35.7
PENALTIES/YARDS	77/651	78/617
FUMBLES/FUMBLES LOST	38/19	33/17
TOUCHDOWNS	28	45
Rushing	7	20
Passing	18	22
Returns	3	3

BY QUARTERS	1	2	3	4	OT	TOT
BUCCANEERS	41	99	50	71	3	264
OPPONENTS	59	112	100	96	0	367

SCORING	TD	R	P	RT	PAT	FG	S	PTS
Christie	0	0	0	27/27	23/27	0	0	96
G. Anderson	5	3	2	0	0/0	0/0	0	30
Hill	5	0	5	0	0/0	0/0	0	30
Carrier	4	0	4	0	0/0	0/0	0	24
Haddix	3	0	0	3	0/0	0/0	0	18
BUCCANEERS	28	7	18	3	27/28	23/27	0	264
OPPONENTS	45	20	22	3	43/45	18/27	0	367

FIELD GOALS	1/19	20/29	30/39	40/49	50+	LONG
Christie	0/0	7/7	10/13	4/5	2/2	54
BUCCANEERS	0/0	7/7	10/13	4/5	2/2	54
OPPONENTS	0/0	11/11	4/5	3/8	0/3	46

RUSHING	NO.	YDS.	AVG.	LONG	TD
G. Anderson	166	646	3.9	22	3
Cobb	151	480	3.2	17	2
Testaverde	38	280	7.4	48t	1
Harvey	27	113	4.2	14	0
Chandler	13	71	5.5	18	1
BUCCANEERS	410	1,626	4.0	48t	7
OPPONENTS	496	2,223	4.5	47t	20

PASSING	ATT.	CMP.	YDS.	CMP%	YDS/ATT
Testaverde	365	203	2,818	55.6	7.72
Chandler	83	42	464	50.6	5.59
BUCCANEERS	448	245	3,282	54.7	7.33
OPPONENTS	471	263	3,460	55.8	7.35

RECEIVING	NO.	YDS.	AVG.	LONG	TD
Carrier	49	813	16.6	68t	4
Hill	42	641	15.3	48t	5
Cobb	39	299	7.7	17	0
G. Anderson	38	464	12.2	74	2
Hall	31	464	15.0	54t	2
BUCCANEERS	245	3,282	13.4	89t	18
OPPONENTS	263	3,460	13.2	75t	22

INTERCEPTIONS	NO.	YDS.	AVG.	LONG	TD
Haddix	7	231	33.0	65t	3
Hamilton	5	39	7.8	27	0
Robinson	4	81	20.3	27	0
Reynolds	3	70	23.3	46	0
Everett	3	28	9.3	23	0
BUCCANEERS	25	487	19.5	65t	3
OPPONENTS	24	346	14.4	64t	2

TACKLES	SOLO	ASST.	TOTAL
Hamilton	81	38	119
Robinson	86	29	115
Marve	75	36	111
Randle	46	32	78
Murphy	57	20	77

SACKS	SPECIAL TEAM TACKLES				
Thomas	7.5	Anno	25		
Randle	5.5	Harris	21		
Murphy	4.0	Perkins	18		
Moss	3.5	Coleman	14		
Newton	3.0	McCants	9		
BUCCANEERS	34.0				
OPPONENTS	53.0				

PUNTING	NO.	YDS.	AVG.	NET	TB	IN20	LG	BK
Royals	72	2,902	40.3	34.0	5	8	62	0
BUCCANEERS	72	2,902	40.3	34.0	5	8	62	0
OPPONENTS	55	2,230	40.5	35.7	4	16	54	0

PUNT RETURNS	RET.	FC	YDS.	AVG.	LONG	TD
Drewrey	23	15	184	8.0	16	0
BUCCANEERS	23	15	184	8.0	16	0
OPPONENTS	39	16	352	9.0	36	0

KICKOFF RETURNS	NO.	YDS.	AVG.	LONG	TD
Peebles	18	369	20.5	55	0
Drewrey	14	244	17.4	29	0
Harvey	12	207	17.3	27	0
Cobb	11	223	20.3	45	0
G. Anderson	6	123	20.5	37	0
BUCCANEERS	63	1,175	18.7	55	0
OPPONENTS	43	1,036	24.1	65	0

USUAL STARTING LINEUP				OFFENSE:				DEFENSE:			
WR	88	Mark Carrier	LE	79	Reuben Davis						
LT	74	Paul Gruber	NT	95	Curt Jarvis						
LG	73	Tom McHale	RE	71	Jim Skow						
C	60	Randy Grimes	OLB	51	Broderick Thomas						
RG	62	Ian Beckles	ILB	99	Eugene Marve						
RT	72	Rob Taylor	ILB	58	Winston Moss						
TE	82	Ron Hall	OLB	59	Kevin Murphy						
WR	84	Bruce Hill	LCB	29	Ricky Reynolds						
QB	14	Vinny Testaverde	RCB	45	Wayne Haddix						
FB	33	Reggie Cobb	SS	30	Mark Robinson						
RB	40	Gary Anderson	FS	39	Harry Hamilton						

PASSING	ATT.	CMP.	YDS.	CMP%	YDS/ATT	TD	TD%	INT	INT%	LONG	SK/LOST	RTG
Testaverde	365	203	2,818	55.6	7.72	17	4.7	18	4.9	89t	38/330	75.6
Chandler	83	42	464	50.6	5.59	1	1.2	6	7.2	68t	15/103	41.4
BUCCANEERS	448	245	3,282	54.7	7.33	18	4.0	24	5.4	89t	53/433	69.3
OPPONENTS	471	263	3,460	55.8	7.35	22	4.7	25	5.3	75t	34/204	72.7

DATE	W/L	SCORE	OPPONENT	ATT.
9/1	L	13-16	at N.Y. Jets	61,204
9/8	L	20-21	CHICAGO	65,625
9/15	L	13-15	at Green Bay	58,114
9/22	L	10-17	BUFFALO	57,323
9/29	L	3-31	at Detroit	48,784
10/6	W	14-13	PHILADELPHIA	41,219
10/20	L	7-23	at New Orleans	68,591
10/27	L	0-27	GREEN BAY	40,275
11/3	L	13-28	at Minnesota	35,737
11/10	W	30-21	DETROIT	37,742
11/17	L	7-43	at Atlanta	41,274
11/24	L	14-21	N.Y. GIANTS	63,698
12/1	L	14-33	at Miami	51,036
12/8	L	24-26	MINNESOTA	41,091
12/14	L	0-27	at Chicago	54,719
12/22	W	17-3	INDIANAPOLIS	28,043

	BUCS	OPP
TOTAL FIRST DOWNS	249	295
Rushing	79	120
Passing	147	147
Penalty	23	28
3rd Down: Made/Att.	60/190	79/209
4th Down: Made/Att.	7/14	6/13
POSSESSION AVG.	26:57	33:03
TOTAL NET YARDS	4,001	4,979
Avg. Per Game	250.1	311.2
Total Plays	922	989
Avg. Per Play	4.3	5.0
NET YARDS RUSHING	1,429	2,107
Avg. Per Game	89.3	131.7
Total Rushes	371	512
NET YARDS PASSING	2,572	2,872
Avg. Per Game	160.8	179.5
Sacked /Yards Lost	56/383	39/258
Gross Yards	2,955	3,130
Att./Completions	495/250	438/257
Completion Pct.	50.5	58.7
Had Intercepted	29	11
PUNTS/AVERAGE	84/40.3	71/42.9
NET PUNTING AVG.	32.3	36.5
PENALTIES/YARDS	88/780	110/925
FUMBLES/FUMBLES LOST	30/18	27/16
TOUCHDOWNS	22	41
Rushing	9	21
Passing	13	15
Returns	0	5

BY QUARTERS	1	2	3	4	OT	TOT
BUCCANEERS	30	49	41	79	0	199
OPPONENTS	82	111	77	95	0	365

SCORING	TD	R	P	RT	PAT	FG	S	PTS
Christie	0	0	0	0	22/22	15/20	0	67
Cobb	7	7	0	0	0/0	0/0	0	42
Dawsey	4	1	3	0	0/0	0/0	0	24
BUCCANEERS	22	9	13	0	22/22	15/20	0	199
OPPONENTS	41	21	15	5	40/41	25/35	2	365

FIELD GOALS	1/19	20/29	30/39	40/49	50+	LONG
Christie	1/1	4/4	7/11	3/4	0/0	49
BUCCANEERS	1/1	4/4	7/11	3/4	0/0	49
OPPONENTS	2/2	5/5	9/11	7/14	2/3	50

RUSHING	NO.	YDS.	AVG.	LONG	TD
Cobb	196	752	3.8	59t	7
G. Anderson	72	263	3.7	64t	1
Wilson	42	179	4.3	20	0
Testaverde	32	101	3.2	19	0
Chandler	18	79	4.4	12	0
BUCCANEERS	371	1,429	3.9	64t	9
OPPONENTS	512	2,107	4.1	71t	21

PASSING	ATT.	CMP.	YDS.	CMP%	YDS/ATT	TD	TD%	INT	INT%	LONG	SK/LOST	RTG
Testaverde	326	166	1,994	50.9	6.12	8	2.5	15	4.6	87t	35/234	59.0
Chandler	104	53	557	51.0	5.36	4	3.8	8	7.7	35	10/76	47.6
Carlson	65	31	404	47.7	6.22	1	1.5	6	9.2	36	11/73	34.4
BUCCANEERS	495	250	2,955	50.5	5.97	13	2.6	29	5.9	87t	56/383	53.4
OPPONENTS	438	257	3,130	58.7	7.15	15	3.4	11	2.5	51	39/258	81.7

RECEIVING	NO.	YDS.	AVG.	LONG	TD
Dawsey	55	818	14.9	65t	3
Carrier	47	698	14.9	35	2
Ron Hall	31	284	9.2	24	0
Drewrey	26	375	14.4	87t	2
G. Anderson	25	184	7.4	21	0
BUCCANEERS	250	2,955	11.8	87t	13
OPPONENTS	257	3,130	12.2	51	15

INTERCEPTIONS	NO.	YDS.	AVG.	LONG	TD
Covington	3	21	7.0	18	0
Fullington	2	13	6.5	10	0
Reynolds	2	7	3.5	7	0

Four tied with one

BUCCANEERS	11	62	5.7	18	0
OPPONENTS	29	349	12.0	32	1

TACKLES	SOLO	ASST.	TOTAL
Thomas	98	76	174
Solomon	91	37	128
Covington	64	20	84
M. Carter	41	21	62
Murphy	31	30	61

SACKS		SPECIAL TEAM TACKLES	
Thomas	11.0	Anno	9
Manley	7.0	Hardy	7
Newton	5.5	Tiggle	7
McCants	5.0	Four tied with six	
Davis	3.5		

PUNTING	NO.	YDS.	AVG.	NET	TB	IN20	LG	BK
Royals	84	3,389	40.3	32.3	6	22	56	0
BUCCANEERS	84	3,389	40.3	32.3	6	22	56	0
OPPONENTS	71	3,049	42.9	36.5	5	18	63	0

PUNT RETURNS	RET.	FC	YDS.	AVG.	LONG	TD
Drewrey	38	15	360	9.5	33	0
C. Carter	1	0	1	1.0	1	0
BUCCANEERS	39	15	361	9.3	33	0
OPPONENTS	49	11	559	11.4	70t	1

KICKOFF RETURNS	NO.	YDS.	AVG.	LONG	TD
G. Anderson	34	643	18.9	39	0
Drewrey	12	246	20.5	43	0
Hardy	8	119	14.9	26	0
Cobb	2	15	7.5	15	0
Wilson	2	19	9.5	11	0
BUCCANEERS	60	1,047	17.5	43	0
OPPONENTS	32	720	22.5	55	0

## USUAL STARTING LINEUP

OFFENSE:	DEFENSE:
WR 88 Mark Carrier	LE 98 Ray Seals
LT 74 Paul Gruber	NT 96 Tim Newton
LG 73 Tom McHale	UT 79 Rueben Davis
C 61 Tony Mayberry	RE 52 Keith McCants
RG 62 Ian Beckles	OLB 59 Kevin Murphy
RT 72 Rob Taylor	ILB 55 Jesse Solomon
TE 82 Ron Hall	OLB 51 Broderick Thomas
WR 80 Lawrence Dawsey	LCB 29 Ricky Reynolds
QB 14 Vinny Testaverde	RCB 44 Carl Carter
FB 20 Robert Wilson	SS 25 Tony Covington
RB 34 Reggie Cobb	FS 23 Marty Carter



1992

DATE	W/L	SCORE	OPPONENT	ATT.
9/6	W	23-7	Phoenix	41,315
9/13	W	31-3	GREEN BAY	50,051
9/20	L	20-26	at Minnesota	48,113
9/27	W	27-23	at Detroit	51,374
10/4	L	14-24	INDIANAPOLIS	56,585
10/18	L	14-31	at Chicago	61,412
10/25	L	7-38	DETROIT	53,995
11/1	L	21-23	at New Orleans	68,591
11/8	L	7-35	MINNESOTA	49,095
11/15	W	20-17	CHICAGO	69,102
11/22	L	14-29	at San Diego	43,197
11/29	L	14-19	at Green Bay (Milw.)	52,347
12/6	L	27-31	L.A. RAMS	38,387
12/13	L	7-35	ATLANTA	39,056
12/19	L	14-21	at San Francisco	60,519
12/27	W	7-3	at Phoenix	29,645

	BUCS	OPP
TOTAL FIRST DOWNS	281	296
Rushing	100	100
Passing	165	175
Penalty	16	21
3rd Down: Made/Att.	78/210	92/212
4th Down: Made/Att.	8/21	7/12
POSSESSION AVG.	29.15	30.45
TOTAL NET YARDS	4,771	5,185
Avg. Per Game	298.2	324.1
Total Plays	994	985
Avg. Per Play	4.8	5.3
NET YARDS RUSHING	1,706	1,675
Avg. Per Game	106.6	104.7
Total Rushes	438	441
NET YARDS PASSING	3,065	3,510
Avg. Per Game	191.6	219.4
Sacked /Yards Lost	45/334	36/230
Gross Yards	3,399	3,740
Att./Completions	511/299	508/293
Completion Pct.	58.5	57.7
Had Intercepted	20	20
PUNTS/AVERAGE	74/40.7	64/41.3
NET PUNTING AVG.	36.2	36.3
PENALTIES/YARDS	92/754	74/563
FUMBLES/FUMBLES LOST	19/9	19/12
TOUCHDOWNS	33	43
Rushing	12	15
Passing	17	25
Returns	4	3

BY QUARTERS	1	2	3	4	OT	TOT
BUCCANEERS	60	107	31	69	0	267
OPPONENTS	88	70	112	95	0	365

SCORING	TD	R	P	RT	PAT	FG	S	PTS
Cobb	9	9	0	0	0/0	0/0	0	54
Willis	0	0	0	0	20/20	8/14	0	44
Murray	0	0	0	0	13/13	4/8	0	25
Carrier	4	0	4	0	0/0	0/0	0	24
Hall	4	0	4	0	0/0	0/0	0	24
BUCCANEERS	33	12	17	4	33/33	12/22	0	267
OPPONENTS	43	15	25	3	43/43	20/30	2	365

FIELD GOALS	1/19	20/29	30/39	40/49	50+	LONG
Willis	0/0	3/3	1/4	4/7	0/0	45
Murray	0/0	0/0	2/4	2/4	0/0	47
BUCCANEERS	0/0	3/3	3/8	6/11	0/0	47
OPPONENTS	1/1	6/6	8/11	4/8	1/4	50

PASSING	ATT.	CMP.	YDS.	CMP%	YDS/ATT	TD	TD%	INT	INT%	LONG	SK/LOST	RTG
Testaverde	358	206	2,554	57.5	7.13	14	3.9	16	4.5	81t	35/259	74.2
DeBerg	125	76	710	60.8	5.68	3	2.4	4	3.2	28t	8/66	71.1
Erickson	26	15	121	57.7	4.65	0	0.0	0	0.0	24	2/9	69.6
BUCCANEERS	511	299	3,399	58.5	6.65	17	3.3	20	3.9	81t	45/334	73.3
OPPONENTS	508	293	3,740	57.7	7.36	25	4.9	20	3.9	83t	36/230	80.8

RECORD: 5-11 HEAD COACH: SAM WYCHE

RUSHING	NO.	YDS.	AVG.	LONG	TD
Cobb	310	1,171	3.8	25	9
Testaverde	36	197	5.5	18	2
G. Anderson	55	194	3.5	18	1
McDowell	14	81	5.8	23	0
Jennings	5	25	5.0	10	0
BUCCANEERS	438	1,706	3.9	25	12
OPPONENTS	441	1,675	3.8	55t	15

RECEIVING	NO.	YDS.	AVG.	LONG	TD
Dawsey	60	776	12.9	41	1
Carrier	56	692	12.4	40	4
Hall	39	351	9.0	32	4
G. Anderson	34	284	8.4	34	0
McDowell	27	258	9.6	51t	2
BUCCANEERS	299	3,399	11.4	81t	17
OPPONENTS	293	3,740	12.8	83t	25

INTERCEPTIONS	NO.	YDS.	AVG.	LONG	TD
Fullington	3	25	8.3	16	0
Carter	3	1	0.3	1	0
Mack	3	0	0.0	0	0
Five tied with two					
BUCCANEERS	20	234	11.7	75	1
OPPONENTS	20	211	10.6	46	1

TACKLES	SOLO	ASST.	TOTAL
Carter	78	40	118
Williams	76	39	115
Thomas	62	51	113
Fullington	59	35	94
Dotson	57	14	71

SACKS		SPECIAL TEAM TACKLES	
Dotson	10.0	Brownlow	9
Fullington	5.0	King	9
McCants	5.0	Fullington	8
Seals	5.0	Burnette	7
Wheeler	5.0	Alexander	5
BUCCANEERS	36.0		
OPPONENTS	45.0		

PUNTING	NO.	YDS.	AVG.	NET	TB	IN20	LG	BK
Stryzinski	74	3,015	40.7	36.2	11	15	57	0
BUCCANEERS	74	3,015	40.7	36.2	11	15	57	0
OPPONENTS	64	2,645	41.3	36.3	8	16	60	0

PUNT RETURNS	RET.	FC	YDS.	AVG.	LONG	TD
Hawkins	13	8	53	4.1	17	0
Drewrey	7	6	62	8.9	17	0
G. Anderson	6	1	45	7.5	13	0
BUCCANEERS	26	15	160	6.2	17	0
OPPONENTS	22	26	117	5.3	16	0

KICKOFF RETURNS	NO.	YDS.	AVG.	LONG	TD
G. Anderson	29	564	19.4	39	0
Hawkins	9	118	13.1	18	0
G. Thomas	3	72	24.0	37	0
Brooks	3	49	16.3	24	0
BUCCANEERS	50	881	17.6	39	0
OPPONENTS	49	1,236	25.2	89t	1

USUAL STARTING LINEUP					
OFFENSE:			DEFENSE:		
WR	88	Mark Carrier	LE	98	Ray Seals
LT	74	Paul Gruber	NT	77	Mark Wheeler
LG	66	Bruce Reimers	UT	71	Santana Dotson
C	61	Tony Mayberry	RE	52	Keith McCants
RG	62	Ian Beckles	OLB	54	Jimmy Williams
RT	70	Charles McRae	ILB	55	Derrick Brownlow
TE	82	Ron Hall	OLB	51	Broderick Thomas
WR	80	Lawrence Dawsey	LCB	29	Ricky Reynolds
QB	14	Vinny Testaverde	RCB	21	Milton Mack
FB	37	Anthony McDowell	SS	23	Marty Carter
RB	34	Reggie Cobb	FS	27	Darrell Fullington

DATE	W/L	SCORE	OPPONENT	ATT.
9/5	L	3-27	KANSAS CITY	63,378
9/12	L	7-23	at N.Y. Giants	75,891
9/26	L	17-47	at Chicago	58,329
10/3	W	27-10	DETROIT	40,794
10/10	L	0-15	at Minnesota	53,562
10/24	L	14-37	GREEN BAY	47,354
10/31	W	31-24	at Atlanta	50,647
11/7	L	0-23	at Detroit	65,295
11/14	L	21-45	SAN FRANCISCO	43,835
11/21	W	23-10	MINNESOTA	40,848
11/28	L	10-13	at Green Bay	56,995
12/5	L	17-23	WASHINGTON	49,035
12/12	W	13-10	CHICAGO	56,667
12/19	L	20-27	at L.A. Raiders	40,532
12/26	W	17-10	at Denver	73,434
1/2	L	17-32	SAN DIEGO	35,587

	BUCS	OPP
TOTAL FIRST DOWNS	241	280
Rushing	80	109
Passing	141	152
Penalty	20	19
3rd Down: Made/Att.	74/213	85/224
4th Down: Made/Att.	3/12	5/16
POSSESSION AVG.	28:38	31:22
TOTAL NET YARDS	4,311	5,246
Avg. Per Game	269.4	327.9
Total Plays	949	1,011
Avg. Per Play	4.5	5.2
NET YARDS RUSHING	1,290	1,994
Avg. Per Game	80.6	124.6
Total Rushes	402	479
NET YARDS PASSING	3,021	3,252
Avg. Per Game	188.8	203.3
Sacked/Yards Lost	39/274	29/132
Gross Yards	3,295	3,384
Att./Completions	508/262	503/300
Completion Pct.	51.6	59.6
Had Intercepted	25	9
PUNTS/AVERAGE	94/40.1	76/43.3
NET PUNTING AVG.	35.3	36.3
PENALTIES/YARDS	89/765	126/913
FUMBLES/FUMBLES LOST	28/11	27/13
TOUCHDOWNS	27	40
Rushing	6	15
Passing	19	22
Returns	2	3

BY QUARTERS	1	2	3	4	OT	TOT
BUCCANEERS	19	74	89	55	0	237
OPPONENTS	72	133	75	96	0	376

SCORING	TD	R	P	RT	PAT	FG	S	PTS
Husted	0	0	0	0	27/27	16/22	0	75
Hawkins	5	0	5	0	0/0	0/0	0	30
Cobb	4	3	1	0	0/0	0/0	0	24
Copeland	4	0	4	0	0/0	0/0	0	24
Workman	4	2	2	0	0/0	0/0	0	24
BUCCANEERS	27	6	19	2	27/27	16/22	0	237
OPPONENTS	40	15	22	3	38/40	32/35	1	376

FIELD GOALS	1/19	20/29	30/39	40/49	50+	LONG
Husted	0/0	5/5	5/6	3/6	3/5	57
BUCCANEERS	0/0	5/5	5/6	3/6	3/5	57
OPPONENTS	0/0	9/9	10/10	9/10	4/6	55

PASSING	ATT.	CMP.	YDS.	CMP%	YDS/ATT
Erickson	457	233	3,054	51.0	6.68
DeBerg	39	23	186	59.0	4.77
Weldon	11	6	55	54.5	5.00
BUCCANEERS	508	262	3,295	51.6	6.49
OPPONENTS	503	300	3,384	59.6	6.73

RUSHING	NO.	YDS.	AVG.	LONG	TD
Cobb	221	658	3.0	16	3
Workman	78	284	3.6	21	2
Royster	33	115	3.5	19	1
Erickson	26	96	3.7	15	0
G. Anderson	28	56	2.0	13	0
BUCCANEERS	402	1,290	3.2	22	6
OPPONENTS	479	1,994	4.2	78t	15

RECEIVING	NO.	YDS.	AVG.	LONG	TD
Hawkins	62	933	15.0	67	5
Workman	54	411	7.6	42t	2
Copeland	30	633	21.1	67t	4
Hall	23	268	11.7	37t	1
C. Wilson	15	225	15.0	24	0
BUCCANEERS	262	3,295	12.6	67t	19
OPPONENTS	300	3,384	11.3	53t	22

INTERCEPTIONS	NO.	YDS.	AVG.	LONG	TD
King	3	29	9.7	28	0
Six tied with one					
BUCCANEERS	9	71	7.9	28	2
OPPONENTS	25	280	11.2	59t	1

TACKLES	SOLO	ASST.	TOTAL
Nickerson	124	90	214
Carter	94	36	130
Mayhew	48	28	76
Thomas	43	32	75
Dotson	41	22	63

SACKS		SPECIAL TEAM TACKLES	
Seals	8.5	Brownlow	11
Curry	5.0	Jones	10
Dotson	5.0	Buckley	7
Price	3.0	Bussey	6
Wheeler	2.0	Gray	6
Lee	2.0	Lynch	6

BUCCANEERS	20.0
OPPONENTS	34.0

PUNTING	NO.	YDS.	AVG.	NET	TB	IN20	LG	BK
Stryzinski	93	3,772	40.6	35.3	3	24	57	1
BUCCANEERS	94	3,772	40.1	35.3	3	24	57	1
OPPONENTS	76	3,290	43.3	36.3	11	20	64	0

PUNT RETURNS	RET.	FC	YDS.	AVG.	LONG	TD
G. Anderson	17	1	113	6.6	15	0
Hawkins	15	8	166	11.1	35	0
Claiborne	6	6	32	5.3	13	0
BUCCANEERS	38	15	311	8.2	35	0
OPPONENTS	53	23	394	7.4	54	0

KICKOFF RETURNS	NO.	YDS.	AVG.	LONG	TD
C. Wilson	23	454	19.7	42	0
G. Anderson	12	181	15.1	24	0
Royster	8	102	12.8	26	0
Turner	6	61	10.2	19	0
Workman	5	67	13.4	19	0

BUCCANEERS	58	922	15.9	42	0
OPPONENTS	28	499	17.8	46	0

USUAL STARTING LINEUP			DEFENSE:		
OFFENSE:					
WR	85	Courtney Hawkins	LE	98	Ray Seals
LT	74	Paul Gruber	NT	77	Mark Wheeler
LG	66	Bruce Reimers	UT	71	Santana Dotson
C	61	Tony Mayberry	RE	75	Eric Curry
RG	62	Ian Beckles	OLB	54	Jimmy Williams
RT	76	Scott Dill	ILB	56	Hardy Nickerson
TE	82	Ron Hall	DB	27	Barney Bussey
WR	88	Horace Copeland	LCB	35	Martin Mayhew
QB	7	Craig Erickson	RCB	29	Ricky Reynolds
FB	46	Vince Workman	SS	23	Marty Carter
RB	34	Reggie Cobb	FS	41	Joe King

	TD	TD%	INT	INT%	LONG	SK/LOST	RTG
Erickson	18	3.9	21	4.6	67t	35/236	66.4
DeBerg	1	2.6	3	7.7	24	3/27	47.6
Weldon	0	0.0	1	9.1	20	1/11	30.5
BUCCANEERS	19	3.7	25	4.9	67t	39/274	64.1
OPPONENTS	22	4.4	9	1.8	53t	29/132	86.9

1994

DATE	W/L	SCORE	OPPONENT	ATT.
9/4	L	9-21	at Chicago	61,844
9/11	W	24-10	INDIANAPOLIS	36,631
9/18	L	7-9	NEW ORLEANS	45,522
9/25	L	3-30	at Green Bay	58,551
10/2	W	24-14	DETROIT	38,012
10/9	L	13-34	at Atlanta	52,633
10/23	L	16-41	at San Francisco	62,741
10/30	L	13-36	MINNESOTA	42,110
11/6	L	6-20	CHICAGO	60,821
11/13	L	9-14	at Detroit	50,814
11/20	L	21-22	at Seattle	37,466
11/27	W	20-17 (ot)	at Minnesota	47,259
12/4	W	26-21	WASHINGTON	45,121
12/11	W	24-14	L.A. RAMS	34,150
12/18	W	17-14	at Washington	47,315
12/24	L	19-34	GREEN BAY	65,076

	BUCS	OPP
TOTAL FIRST DOWNS	276	298
Rushing	104	100
Passing	149	179
Penalty	23	19
3rd Down: Made/Att.	73/199	94/214
4th Down: Made/Att.	6/15	4/12
POSSESSION AVG.	29:55	30:05
TOTAL NET YARDS	4,754	5,336
Avg. Per Game	297.1	333.5
Total Plays	951	986
Avg. Per Play	5.0	5.4
NET YARDS RUSHING	1,489	1,964
Avg. Per Game	93.1	122.8
Total Rushes	430	468
NET YARDS PASSING	3,265	3,372
Avg. Per Game	204.1	210.8
Sacked /Yards Lost	30/171	20/114
Gross Yards	3,436	3,486
Att./Completions	491/271	498/303
Completion Pct.	55.2	60.8
Had Intercepted	16	9
PUNTS/AVERAGE	74/38.6	68/42.7
NET PUNTING AVG.	35.5	34.6
PENALTIES/YARDS	93/805	94/690
FUMBLES/FUMBLES LOST	18/7	21/12
TOUCHDOWNS	26	40
Rushing	8	13
Passing	17	25
Returns	1	2

BY QUARTERS	1	2	3	4	OT	TOT
BUCCANEERS	30	94	35	89	3	251
OPPONENTS	75	142	74	60	0	351

SCORING	TD	R	P	RT	PAT	FG	S	PTS
Husted	0	0	0	0	20/20	23/35	0	89
Rhett	7	7	0	0	0/0	0/0	0	44
C. Wilson	6	0	6	0	0/0	0/0	0	36
Hawkins	5	0	5	0	0/0	0/0	0	30
J. Harris	3	0	3	0	0/0	0/0	0	20

BUCCANEERS	26	8	17	1	20/20	23/35	0	251
OPPONENTS	40	13	25	2	38/38	23/26	0	351

FIELD GOALS	1/19	20/29	30/39	40/49	50+	LONG
Husted	0/0	8/8	10/12	4/10	1/5	53

BUCCANEERS	0/0	8/8	10/12	4/10	1/5	53
OPPONENTS	2/2	10/11	7/7	3/5	1/1	51

RUSHING	NO.	YDS.	AVG.	LONG	TD
Rhett	284	1,011	3.6	27	7
Workman	79	291	3.7	18	0
Erickson	26	68	2.6	17	1
McDowell	21	58	2.8	8	0
Differ	2	27	13.5	15	0
BUCCANEERS	430	1,489	3.5	27	8
OPPONENTS	468	1,964	4.2	85	13

PASSING	ATT.	CMP.	YDS.	CMP%	YDS/ATT
Erickson	399	225	2,919	56.4	7.32
Differ	82	38	433	46.3	5.28
Weldon	9	7	63	77.8	7.00
Stryzinski	1	1	21	100.0	21.00
BUCCANEERS	491	271	3,436	55.2	7.00
OPPONENTS	498	303	3,486	60.8	7.00

RECORD: 6-10 HEAD COACH: SAM WYCHE

RECEIVING	NO.	YDS.	AVG.	LONG	TD
Dawsey	46	673	14.6	46	1
Hawkins	37	438	11.8	32	5
C. Wilson	31	652	21.0	71t	6
McDowell	29	193	6.7	19	1
J. Harris	26	337	13.0	48t	3
BUCCANEERS	271	3,436	12.7	71t	17
OPPONENTS	303	3,486	11.5	81t	25

INTERCEPTIONS	NO.	YDS.	AVG.	LONG	TD
Nickerson	2	9	4.5	10	0
Mayhew	2	4	2.0	4	0

Five tied with one

BUCCANEERS	9	77	8.6	38	0
OPPONENTS	16	323	20.2	92t	2

TACKLES	SOLO	ASST.	TOTAL
Nickerson	86	36	122
Carter	74	19	93
Bussey	53	19	72
Mayhew	58	11	69
Everett	53	12	65

SACKS		SPECIAL TEAM TACKLES	
Culpepper	4.0	Buckley	9
Curry	3.0	Lynch	8
Dotson	3.0	J. Brady	7
Wheeler	3.0	Bussey	7
K. Wilson	2.5	Marts	7

BUCCANEERS	20.0
OPPONENTS	30.0

PUNTING	NO.	YDS.	AVG.	NET	TB	IN20	LG	BK
Stryzinski	72	2,800	38.9	35.9	6	20	53	0
Husted	2	53	26.5	22.0	0	2	32	0
BUCCANEERS	74	2,853	38.6	35.5	6	22	53	0
OPPONENTS	68	2,902	42.7	34.6	15	18	65	1

PUNT RETURNS	RET.	FC	YDS.	AVG.	LONG	TD
Turner	21	4	218	10.4	80t	1
Hawkins	5	2	28	5.6	9	0
Everett	2	2	2	1.0	1	0

BUCCANEERS	28	8	248	8.9	80t	1
OPPONENTS	19	42	103	5.4	40	0

KICKOFF RETURNS	NO.	YDS.	AVG.	LONG	TD
Turner	43	886	20.6	77	0
C. Wilson	10	251	25.1	41	0
Buckley	8	177	22.1	35	0
R. Green	2	33	16.5	18	0
Culpepper	2	30	15.0	18	0
Moore	2	27	13.5	16	0
BUCCANEERS	70	1,422	20.3	77	0
OPPONENTS	44	941	21.4	57	0

## USUAL STARTING LINEUP

OFFENSE:	DEFENSE:
WR 85 Courtney Hawkins	LE 72 Chidi Ahanotu
LT 74 Paul Gruber	NT 73 Brad Culpepper
LG 70 Charles McRae	UT 71 Santana Dotson
C 61 Tony Mayberry	RE 75 Eric Curry
RG 62 Ian Beckles	OLB 55 Lonnie Marts
RT 76 Scott Dill	ILB 56 Hardy Nickerson
TE 81 Jackie Harris	OLB 27 Barney Bussey
86 Tyji Armstrong	LCB 35 Martin Mayhew
WR 84 Charles Wilson	RCB 39 Charles Dimmy
QB 7 Craig Erickson	SS 23 Marty Carter
FB 33 Anthony McDowell	FS 22 Thomas Everett
32 Erric Rhett	
46 Vince Workman	

PASSING	ATT.	CMP.	YDS.	CMP%	YDS/ATT	TD	TD%	INT	INT%	LONG	SK/LOST	RTG
Erickson	399	225	2,919	56.4	7.32	16	4.0	10	2.5	71t	22/129	82.5
Differ	82	38	433	46.3	5.28	1	1.2	6	7.3	42	8/42	36.3
Weldon	9	7	63	77.8	7.00	0	0.0	0	0.0	27	0/0	95.8
Stryzinski	1	1	21	100.0	21.00	0	0.0	0	0.0	21	0/0	118.8
BUCCANEERS	491	271	3,436	55.2	7.00	17	3.5	16	3.3	71t	30/171	75.2
OPPONENTS	498	303	3,486	60.8	7.00	25	5.0	9	1.8	81t	20/114	91.2

DATE	W/L	SCORE	OPPONENT	ATT.
9/3	W	21-6	at Philadelphia	66,266
9/10	L	6-22	at Cleveland	61,083
9/17	L	6-25	CHICAGO	71,507
9/24	W	14-6	WASHINGTON	49,234
10/1	W	20-13	at Carolina	50,076
10/8	W	19-16	CINCINNATI	41,732
10/15	W	20-17 (ot)	MINNESOTA	55,703
10/22	L	21-24	ATLANTA	66,135
10/29	L	7-19	at Houston	31,489
11/12	L	24-27	at Detroit	60,644
11/19	W	17-16	JACKSONVILLE	71,629
11/26	L	13-35	at Green Bay	59,218
12/3	L	17-31	at Minnesota	52,879
12/10	W	13-10 (ot)	GREEN BAY	67,557
12/17	L	10-31	at Chicago	49,475
12/23	L	10-37	DETROIT	50,049

	BUCS	OPP
TOTAL FIRST DOWNS	283	336
Rushing	101	104
Passing	159	202
Penalty	23	30
3rd Down: Made/Att.	68/195	93/211
4th Down: Made/Att.	7/13	4/7
POSSESSION AVG.	28:35	31:25
TOTAL NET YARDS	4,542	5,712
Avg. Per Game	283.9	357.0
Total Plays	961	1031
Avg. Per Play	4.7	5.5
NET YARDS RUSHING	1,587	1,754
Avg. Per Game	99.2	109.6
Total Rushes	398	449
NET YARDS PASSING	2,955	3,958
Avg. Per Game	184.7	247.4
Sacked /Yards Lost	56/386	25/140
Gross Yards	3,341	4,098
Att./Completions	507/267	557/346
Completion Pct.	52.7	62.1
Had Intercepted	20	14
PUNTS/AVERAGE	78/42.3	59/40.0
NET PUNTING AVG.	36.2	32.3
PENALTIES/YARDS	113/882	87/698
FUMBLES/FUMBLES LOST	25/14	26/16
TOUCHDOWNS	26	35
Rushing	19	14
Passing	5	19
Returns	2	2

BY QUARTERS	1	2	3	4	OT	TOT
BUCCANEERS	48	77	36	71	6	238
OPPONENTS	73	106	69	87	0	335

SCORING	TD	R	P	RT	PAT	2-PT.	FG	S	PTS
Husted	0	0	0	0	25/25	0	19/26	0	82
Rhett	11	11	0	0	0/0	0	0/0	0	66
Ellison	5	5	0	0	0/0	0	0/0	0	30
Differ	2	2	0	0	0/0	0	0/0	0	12
Copeland	2	0	2	0	0/0	0	0/0	0	12
Harper	2	0	2	0	0/0	0	0/0	0	12

BUCCANEERS	26	19	5	2	25/25	0/1	19/26	0	238
OPPONENTS	35	14	19	2	30/31	1/4	31/40	0	335

FIELD GOALS	1/19	20/29	30/39	40/49	50+	LONG
Husted	1/1	5/6	5/7	5/9	3/3	53
BUCCANEERS	1/1	5/6	5/7	5/9	3/3	53
OPPONENTS	2/2	12/13	7/8	8/12	2/5	51

PASSING	ATT.	CMP.	YDS.	CMP%	YDS/ATT	TD	TD%	INT	INT%	LONG	SK/LOST	RTG
Differ	415	224	2,774	54.0	6.68	4	1.0	18	4.3	64t	47/331	60.1
Weldon	91	42	519	46.2	5.70	1	1.1	2	2.2	40	9/55	58.8
Roby	1	1	48	100.0	48.00	0	0.0	0	0.0	48	0/0	118.8
BUCCANEERS	507	267	3,341	52.7	6.59	5	1.0	20	3.9	64t	56/386	60.3
OPPONENTS	557	346	4,098	62.1	7.36	19	3.4	14	2.5	91t	25/140	85.4

RUSHING	NO.	YDS.	AVG.	LONG	TD
Rhett	332	1,207	3.6	21	11
Ellison	26	218	8.4	75	5
Differ	23	115	5.0	21t	2
Edmonds	5	28	5.6	9	0
Hawkins	4	5	1.3	11	0

BUCCANEERS	398	1,587	4.0	75	19
OPPONENTS	449	1,754	3.9	66t	14

RECEIVING	NO.	YDS.	AVG.	LONG	TD
Harris	62	751	12.1	33	1
Harper	46	633	13.8	49	2
Hawkins	41	493	12.0	47	0
Copeland	35	605	17.3	64t	2
Dawsey	30	372	12.4	26	0

BUCCANEERS	267	3,341	12.5	64t	5
OPPONENTS	346	4,098	11.8	91t	19

INTERCEPTIONS	NO.	YDS.	AVG.	LONG	TD
Mayhew	5	81	16.2	40	0
Lynch	3	3	1.0	3	0
Six tied with one					
BUCCANEERS	14	137	9.8	40	1
OPPONENTS	20	204	10.2	32	0

TACKLES	SOLD	ASST.	TOTAL
Nickerson	89	54	143
Brooks	60	19	79
Dimry	63	14	77
Mayhew	58	17	75
Marts	48	21	69

SACKS		SPECIAL TEAM TACKLES	
Dotson	5.0	DuBose	12
Culpepper	4.0	Gant	11
Ahanotu	3.0	Rouse	9
Sapp	3.0	Johnson	8
Curry	2.0	Buckley	8
McIntosh	2.0		

PUNTING	NO.	YDS.	AVG.	NET	TB	IN20	LG	BK
Roby	77	3,296	42.8	36.2	7	23	61	1
BUCCANEERS	78	3,296	42.3	36.2	7	23	61	1
OPPONENTS	59	2,358	40.0	32.3	8	12	61	2

PUNT RETURNS	RET.	FC	YDS.	AVG.	LONG	TD
Edmonds	29	10	293	10.1	45	0
BUCCANEERS	29	10	293	10.1	45	0
OPPONENTS	41	11	335	8.2	38	0

KICKOFF RETURNS	NO.	YDS.	AVG.	LONG	TD
Edmonds	58	1,147	19.8	44	0
Ellison	15	261	17.4	33	0
Buckley	2	29	14.5	18	0
Armstrong	1	6	6.0	6	0
BUCCANEERS	76	1,443	19.0	44	0
OPPONENTS	46	856	18.6	37	0

USUAL STARTING LINEUP	DEFENSE:
WR 82 Alvin Harper	LE 72 Chidi Ahanotu
LT 74 Paul Gruber	NT 77 Mark Wheeler
LG 60 Jim Pyne	UT 71 Santana Dotson
C 61 Tony Mayberry	99 Warren Sapp
RG 62 Ian Beckles	RE 75 Eric Curry
RT 76 Scott Dill	LLB 51 Lonnie Marts
TE 81 Jackie Harris	ILB 56 Hardy Nickerson
WR 80 Lawrence Dawsey	RLB 55 Derrick Brooks
QB 12 Trent Differ	LCB 35 Martin Mayhew
FB 83 Dave Moore	RCB 39 Charles Dimry
RB 32 Errict Rhett	SS 47 John Lynch
	27 Barney Bussey
	FS 22 Thomas Everett

1996

DATE	W/L	SCORE	OPPONENT	ATT.
9/1	L	3-34	GREEN BAY	54,102
9/8	L	6-21	at Detroit	54,229
9/15	L	23-27	at Denver	71,535
9/22	L	13-17	SEATTLE	30,212
9/29	L	0-27	DETROIT	34,961
10/13	W	24-13	MINNESOTA	32,175
10/20	L	9-13	at Arizona	27,738
10/27	L	7-13	at Green Bay	60,627
11/3	L	10-13	at Chicago	58,727
11/10	W	20-17 (ot)	OAKLAND	45,392
11/17	W	25-17	at San Diego	57,526
11/24	W	13-7	NEW ORLEANS	40,203
12/1	L	0-24	at Carolina	57,623
12/8	W	24-10	WASHINGTON	44,733
12/15	L	10-21	at Minnesota	49,302
12/22	W	34-19	CHICAGO	51,572

	BUCS	OPP
TOTAL FIRST DOWNS	260	296
Rushing	90	114
Passing	152	156
Penalty	18	26
3rd Down: Made/Att.	89/225	87/214
4th Down: Made/Att.	9/24	10/13
POSSESSION AVG.	30:58	29:02
TOTAL NET YARDS	4,316	4,814
Avg. Per Game	269.8	300.9
Total Plays	996	976
Avg. Per Play	4.3	4.9
NET YARDS RUSHING	1,589	1,889
Avg. Per Game	99.3	118.1
Total Rushes	472	438
NET YARDS PASSING	2,727	2,925
Avg. Per Game	170.4	182.8
Sacked/Yards Lost	30/217	35/207
Gross Yards	2,944	3,132
Att./Completions	494/274	503/311
Completion Pct.	55.5	61.8
Had Intercepted	20	17
PUNTS/AVERAGE	71/42.5	74/43.4
NET PUNTING AVG.	37.8	33.1
PENALTIES/YARDS	95/787	101/810
FUMBLES/FUMBLES LOST	28/14	31/12
TOUCHDOWNS	21	34
Rushing	8	13
Passing	12	17
Returns	1	4

BY QUARTERS	1	2	3	4	OT	TOT
BUCCANEERS	46	76	38	58	3	221
OPPONENTS	64	91	71	67	0	293

SCORING	TD	R	P	RT	PAT	2-PT.	FG	S	PTS
Husted	0	0	0	0	18/19	0	25/32	0	93
Alstott	6	3	3	0	0/0	0	0/0	0	36
Rhett	4	3	1	0	0/0	0	0/0	0	24
Moore	3	0	3	0	0/0	0	0/0	0	18
R. Brooks	2	2	0	0	0/0	0	0/0	0	12
Thomas	2	0	2	0	0/0	0	0/0	0	12

BUCCANEERS	21	8	12	1	18/19	1/2	25/32	0	221
OPPONENTS	34	13	17	4	32/32	0/2	19/27	0	293

FIELD GOALS	1/19	20/29	30/39	40/49	50+	LONG
Husted	2/2	7/8	8/11	7/8	1/3	50

BUCCANEERS	2/2	7/8	8/11	7/8	1/3	50
OPPONENTS	0/0	9/10	4/5	6/11	0/1	48

RUSHING	NO.	YDS.	AVG.	LONG	TD
Rhett	176	539	3.1	35	3
Alstott	96	377	3.9	39	3
R. Brooks	112	368	3.3	56	2
Differ	32	124	3.9	19	0
Ellison	35	106	3.0	13	0
BUCCANEERS	472	1,589	3.4	56	8
OPPONENTS	438	1,889	4.3	57	13

PASSING	ATT.	CMP.	YDS.	CMP%	YDS/ATT
Differ	482	267	2,859	55.4	5.93
Weldon	9	5	76	55.6	8.44
Milanoovich	3	2	9	66.7	3.00
BUCCANEERS	494	274	2,944	55.5	5.96
OPPONENTS	503	311	3,132	61.8	6.23

RECORD: 6-10 HEAD COACH: TONY DUNGY

RECEIVING	NO.	YDS.	AVG.	LONG	TD
Alstott	65	557	8.6	29	3
Hawkins	46	544	11.8	45	1
Thomas	33	427	12.9	31t	2
Harris	30	349	11.6	36	1
Moore	27	237	8.8	23	3
BUCCANEERS	274	2,944	10.7	45	12
OPPONENTS	311	3,132	10.1	63t	17

INTERCEPTIONS	NO.	YDS.	AVG.	LONG	TD
Abraham	5	27	5.4	21	0
Lynch	3	26	8.7	25	0
Johnson	2	24	12.0	24	0
Nickerson	2	24	12.0	17	0
Dimry	2	1	0.5	1	0
BUCCANEERS	17	139	8.2	26	0
OPPONENTS	20	326	16.3	98t	3

TACKLES	SOLD	ASST.	TOTAL
D. Brooks	92	41	133
Nickerson	76	44	120
Lynch	74	29	103
Johnson	61	19	80
Mayhew	61	16	77

SACKS		SPECIAL TEAM TACKLES	
Sapp	9.0	Legette	19
Marts	7.0	Bouie	15
Ahanotu	5.5	Gant	11
Upshaw	4.0	Gooch	8
Nickerson	3.0	L. Jones	8

BUCCANEERS	35.0
OPPONENTS	30.0

PUNTING	NO.	YDS.	AVG.	NET	TB	IN20	LG	BK
Barnhardt	70	3,015	43.1	37.8	4	24	62	1
BUCCANEERS	70	3,015	42.5	37.8	4	24	62	1
OPPONENTS	74	3,210	43.4	33.1	14	14	63	0

PUNT RETURNS	RET.	FC	YDS.	AVG.	LONG	TD
Williams	13	2	274	21.1	88t	1
Silvan	14	5	113	8.1	17	0
Marshall	13	1	95	7.3	29	0
Hawkins	1	1	-1	-1.0	-1	0

BUCCANEERS	41	9	481	11.7	88t	1
OPPONENTS	38	22	248	6.5	22	0

KICKOFF RETURNS	NO.	YDS.	AVG.	LONG	TD
Silvan	28	626	22.4	54	0
Williams	14	383	27.4	63	0
Marshall	12	264	22.0	37	0
Alstott	1	14	14.0	14	0
Elison	0	0	0.0	0	0

BUCCANEERS	55	1,287	23.4	63	0
OPPONENTS	51	972	19.1	35	0

USUAL STARTING LINEUP	DEFENSE:
WR 84 Robb Thomas	LE 72 Chidi Ahanotu
LT 74 Paul Gruber	NT 77 Brad Culpepper
LG 60 Jim Pym	UT 99 Warren Sapp
C 61 Tony Mayberry	RE 91 Regan Upshaw
RG 62 Ian Beckles	LLB 51 Lonnie Marts
RT 79 Doug Riesenberrg	ILB 56 Hardy Nickerson
TE 81 Jackie Harris	RLB 55 Derrick Brooks
WR 85 Courtney Hawkins	LCB 35 Martin Mayhew
QB 12 Trent Difer	RCB 21 Donnie Abraham
FB 40 Mike Alstott	SS 47 John Lynch
RB 32 Errict Rhett	FS 25 Melvin Johnson

DATE	W/L	SCORE	OPPONENT	ATT.
8/31	W	13-6	SAN FRANCISCO	62,554
9/7	W	24-17	at Detroit	58,234
9/14	W	28-14	at Minnesota	63,697
9/21	W	31-21	MIAMI	73,314
9/28	W	19-18	ARIZONA	53,804
10/5	L	16-21	at Green Bay	60,100
10/12	L	9-27	DETROIT	72,095
10/26	L	6-10	MINNESOTA	66,815
11/2	W	31-28	at Indianapolis	58,512
11/9	W	31-10	at Atlanta	46,018
11/16	W	27-7	NEW ENGLAND	70,479
11/23	L	7-13	at Chicago	43,955
11/30	W	20-8	at New York Giants	68,678
12/7	L	6-17	GREEN BAY	73,523
12/14	L	0-31	at New York Jets	60,122
12/21	W	31-15	CHICAGO	70,930

## PLAYOFFS

12/28	W	20-10	DETROIT	(73,361)
1/4	L	7-21	at Green Bay	(60,327)

	BUCS	OPP
TOTAL FIRST DOWNS	249	265
Rushing	88	96
Passing	134	155
Penalty	27	14
3rd Down: Made/Att.	79/204	75/220
4th Down: Made/Att.	5/14	11/17
POSSESSION AVG.	29:22	30:38
TOTAL NET YARDS	4,376	4,628
Avg. Per Game	273.5	289.3
Total Plays	915	981
Avg. Per Play	4.8	4.7
NET YARDS RUSHING	1,934	1,617
Avg. Per Game	120.9	101.1
Total Rushes	479	420
NET YARDS PASSING	2,442	3,011
Avg. Per Game	152.6	188.2
Sacked/Yards Lost	32/196	44/331
Gross Yards	2,638	3,342
Att./Completions	404/224	518/325
Completion Pct.	55.4	62.7
Had Intercepted	12	13
PUNTS/AVERAGE	84/42.6	88/41.6
NET PUNTING AVG.	35.4	31.7
PENALTIES/YARDS	77/660	93/814
FUMBLES/FUMBLES LOST	31/11	21/12
TOUCHDOWNS	38	29
Rushing	15	10
Passing	21	13
Returns	2	6

BY QUARTERS	1	2	3	4	OT	TOT
BUCCANEERS	73	78	65	83	0	299
OPPONENTS	36	85	76	66	0	263

SCORING	TD	R	P	RT	PAT	2-PT.	FG	S	PTS
Husted	0	0	0	0	32/35	0	13/17	0	71
Alstott	10	7	3	0	0/0	0	0/0	0	60
Dunn	7	4	3	0	0/0	0	0/0	0	42
Williams	5	0	4	1	0/0	0	0/0	0	30
Anthony	4	0	4	0	0/0	0	0/0	0	24
Moore	4	0	4	0	0/0	0	0/0	0	24
BUCCANEERS	38	15	21	2	32/35	0/3	13/17	0	299
OPPONENTS	29	10	13	6	25/25	4/4	18/29	1	263

FIELD GOALS	1/19	20/29	30/39	40/49	50+	LONG
Husted	0/0	5/5	2/3	5/6	1/3	54
BUCCANEERS	0/0	5/5	2/3	5/6	1/3	54
OPPONENTS	0/0	5/5	9/13	4/10	0/1	48

PASSING	ATT.	CMP.	YDS.	CMP%	YDS/ATT
Diifer	386	217	2,555	56.2	6.62
Walsh	17	6	58	35.3	3.41
Barnhardt	1	1	25	100.0	25.00
BUCCANEERS	404	224	2,638	55.4	6.53
OPPONENTS	518	325	3,342	62.7	6.45

RUSHING	NO.	YDS.	AVG.	LONG	TD
Dunn	224	978	4.4	76	4
Alstott	176	665	3.8	47t	7
Diifer	33	99	3.0	17	1
Rhett	31	96	3.1	21	3
Anthony	5	84	16.8	26	0

BUCCANEERS	479	1,934	4.0	76	15
OPPONENTS	420	1,617	3.9	82t	10

RECEIVING	NO.	YDS.	AVG.	LONG	TD
Dunn	39	462	11.8	59t	3
Anthony	35	448	12.8	38t	4
Williams	33	486	14.7	55	4
Copeland	33	431	13.1	49	1
Alstott	23	178	7.7	26	3

BUCCANEERS	224	2,638	11.8	59t	21
OPPONENTS	325	3,342	10.3	79	13

INTERCEPTIONS	NO.	YDS.	AVG.	LONG	TD
Abraham	5	16	3.2	16	0
Lynch	2	28	14.0	28	0
Brooks	2	13	6.5	13	0

Four tied with one

BUCCANEERS	13	95	7.3	14	0
OPPONENTS	12	370	30.8	77t	4

TACKLES	SOLO	ASST.	TOTAL
Nickerson	108	86	194
Brooks	118	64	182
Lynch	75	79	154
Culpepper	42	38	80
Parker	46	29	75

SACKS		SPECIAL TEAM TACKLES	
Sapp	10.5	Quarles	16
Ahanotu	10.0	Legette	14
Culpepper	8.5	Bowie	11
Upshaw	7.5	Gooch	10
Jackson	2.5	Johnson	9

BUCCANEERS	44.0
OPPONENTS	32.0

PUNTING	NO.	YDS.	AVG.	NET	TB	IN20	LG	BK
Landeta	54	2,274	42.1	34.1	6	15	74	1
Barnhardt	29	1,304	45.0	39.1	3	12	61	0
BUCCANEERS	84	3,578	42.6	35.4	9	27	74	1
OPPONENTS	88	3,661	41.6	31.7	8	20	65	2

PUNT RETURNS	RET.	FC	YDS.	AVG.	LONG	TD
Williams	46	12	597	13.0	63	1
Dunn	5	0	48	9.6	25	0

BUCCANEERS	51	12	645	12.6	63	1
OPPONENTS	42	16	388	9.2	57	0

KICKOFF RETURNS	NO.	YDS.	AVG.	LONG	TD
Anthony	25	592	23.7	51	0
Williams	15	277	18.5	28	0
Dunn	6	129	21.5	30	0
Ellison	2	61	30.5	49	0
Rhett	1	16	16.0	16	0
Alstott	1	0	0.0	0	0
White	1	0	0.0	0	0

BUCCANEERS	51	1,075	21.1	51	0
OPPONENTS	44	957	21.8	101t	1

## USUAL STARTING LINEUP

OFFENSE:	DEFENSE:
WR 85 Reidel Anthony	LE 72 Chidi Ahanotu
LT 74 Paul Gruber	NT 77 Brad Culpepper
LG 60 Jim Pyme	UT 99 Warren Sapp
C 61 Tony Mayberry	RE 91 Regan Upshaw
RG 64 Jorge Diaz	SLB 59 Rufus Porter
RT 70 Jason Odom	ILB 56 Hardy Nickerson
TE 81 Jackie Harris	WLB 55 Derrick Brooks
WR 88 Horace Copeland	LCB 21 Donnie Abraham
QB 12 Trent Diifer	RCB 27 Anthony Parker
FB 40 Mike Alstott	SS 47 John Lynch
RB 28 Warrick Dunn	FS 22 Charles Mincy

	TD	TD%	INT	INT%	LONG	SK/LOST	RTG
Diifer	21	5.4	11	2.8	59t	32/196	82.8
Walsh	0	0.0	1	5.9	38	0/0	21.2
Barnhardt	0	0.0	0	0.0	25	0/0	118.8
BUCCANEERS	21	5.2	12	3.0	59t	32/196	80.4
OPPONENTS	13	2.5	13	2.5	79	44/331	79.2

1998

DATE	W/L	SCORE	OPPONENT	ATT.
9/6	L	7-31	at Minnesota	62,538
9/13	L	15-23	at Green Bay	60,124
9/20	W	27-15	CHICAGO	64,328
9/28	L	6-27	at Detroit	74,724
10/4	W	20-23	N.Y. GIANTS	64,989
10/18	W	16-13	CAROLINA	63,600
10/25	L	3-9	at New Orleans	52,695
11/1	W	27-24	MINNESOTA	64,979
11/8	L	22-31	TENNESSEE	65,054
11/15	L	24-29	at Jacksonville	72,974
11/22	L	25-28	DETROIT	64,265
11/29	W	31-17	at Chicago	51,938
12/7	W	24-22	GREEN BAY	65,497
12/13	W	16-3	PITTSBURGH	65,335
12/19	L	16-20	at Washington	66,309
12/27	W	35-0	at Cincinnati	49,826

	BUCS	OPP
TOTAL FIRST DOWNS	262	244
Rushing	111	75
Passing	139	148
Penalty	12	21
3rd Down: Made/Att.	93/230	64/202
4th Down: Made/Att.	6/14	3/14
POSSESSION AVG.	31.58	28.02
TOTAL NET YARDS	4,754	4,345
Avg. Per Game	297.1	271.6
Total Plays	1000	925
Avg. Per Play	4.8	4.7
NET YARDS RUSHING	2,148	1,583
Avg. Per Game	134.3	98.9
Total Rushes	523	415
NET YARDS PASSING	2,606	2,762
Avg. Per Game	162.9	172.6
Sacked /Yards Lost	28/181	37/252
Gross Yards	2,787	3,014
Att./Completions	449/234	473/274
Completion Pct.	52.1	57.9
Had Intercepted	18	12
PUNTS/AVERAGE	81/41.2	87/42.0
NET PUNTING AVG.	35.3	34.4
PENALTIES/YARDS	99/840	88/669
FUMBLES/FUMBLES LOST	23/13	28/14
TOUCHDOWNS	36	31
Rushing	12	12
Passing	21	15
Returns	3	4

BY QUARTERS	1	2	3	4	OT	TOT
BUCCANEERS	61	101	49	103	0	314
OPPONENTS	78	71	57	89	0	295

SCORING	TD	R	P	RT	PAT	2-PT.	FG	S	PTS
Husted	0	0	0	0	29-30	0	21-28	0	92
Alstott	9	8	1	0	0-0	0	0-0	0	54
Anthony	7	0	7	0	0-0	1	0-0	0	44
Moore	4	0	4	0	0-0	0	0-0	0	24
Green	3	0	2	1	0-0	0	0-0	0	18
Differ	2	2	0	0	0-0	0	0-0	0	12
Dunn	2	2	0	0	0-0	0	0-0	0	12
Emanuel	2	0	2	0	0-0	0	0-0	0	12
BUCCANEERS	36	12	21	3	29-30	3-6	21-28	0	314
OPPONENTS	31	12	15	4	29-29	0-2	26-30	1	295

FIELD GOALS	1/19	20/29	30/39	40/49	50+	LONG
Husted	0-1	7-7	8-12	5-7	1-1	52
BUCCANEERS	0-1	7-7	8-12	5-7	1-1	52
OPPONENTS	0-0	10-11	8-8	5-8	3-3	53

PASSING	ATT.	CMP.	YDS.	CMP%	YDS/ATT	TD	TD%	INT	INT%	LONG	SK/LOST	RTG
Differ	429	225	2,729	52.4	6.36	21	4.9	15	3.5	79t	27/172	74.0
Walsh	19	9	58	47.4	3.05	0	0.0	3	15.8	12	1/9	14.7
Alstott	1	0	0	0.0	0.00	0	0.0	0	0.0	0	0/0	39.6
BUCCANEERS	449	234	2,787	52.1	6.21	21	4.7	18	4.0	79t	28/181	70.3
OPPONENTS	473	274	3,014	57.9	6.37	15	3.2	12	4.5	61	37/252	76.9

RECORD: 8-8 HEAD COACH: TONY DUNGY

RUSHING	NO.	YDS.	AVG.	LONG	TD
Dunn	245	1,026	4.2	50	2
Alstott	215	846	3.9	37	8
Differ	40	141	3.5	17	2
Anthony	4	43	10.8	32	0
BUCCANEERS	523	2,148	4.1	50	12
OPPONENTS	415	1,583	3.8	71t	12

RECEIVING	NO.	YDS.	AVG.	LONG	TD
Anthony	51	708	13.9	59t	7
Dunn	44	344	7.8	38t	4
Emanuel	41	636	15.5	55	4
Moore	24	255	10.6	49	1
Alstott	22	152	6.9	26	3
BUCCANEERS	234	2,787	11.9	79t	21
OPPONENTS	274	3,014	11.0	61	15

INTERCEPTIONS	NO.	YDS.	AVG.	LONG	TD
Mincy	4	58	14.5	22t	1
Barber	2	67	33.5	56	0
Lynch	2	29	14.5	17	0
Four tied with	1				
BUCCANEERS	12	212	17.7	56	1
OPPONENTS	18	192	10.7	38	2

TACKLES	SOLO	ASST.	TOTAL
Brooks	134	55	189
Lynch	55	52	107
Mincy	51	44	95
Nickerson	50	44	94
Culpepper	38	43	81

SACKS		SPECIAL TEAM TACKLES	
Culpepper	9.0	Quarles	20
Sapp	7.0	Ellison	16
Upshaw	7.0	Barber	12
Barber	3.0	Bowie	10
Jackson	3.0	Gooch	9

BUCCANEERS	37.0
Opponents	28.0

PUNTING	NO.	YDS.	AVG.	NET	TB	IN20	LG	BK
Barnhardt	81	3,340	41.2	35.3	9	19	55	0
BUCCANEERS	81	3,340	41.2	35.3	9	19	55	0
OPPONENTS	87	3,655	42.0	34.4	5	29	71	1

PUNT RETURNS	RET.	FC	YDS.	AVG.	LONG	TD
Green	30	9	453	15.1	95t	1
Williams	10	6	83	8.3	18	0
Barber	1	0	23	23.0	23t	1
BUCCANEERS	41	15	559	13.6	95t	2
OPPONENTS	38	23	302	7.9	93t	1

KICKOFF RETURNS	NO.	YDS.	AVG.	LONG	TD
Anthony	46	1,118	24.3	60	0
Green	10	229	22.9	44	0
Dunn	1	25	25.0	25	0
Ellison	1	19	19.0	19	0
Alstott	1	8	8.0	8	0

BUCCANEERS	59	1,399	23.7	60	0
OPPONENTS	62	1,333	21.5	105t	1

USUAL STARTING LINEUP			
OFFENSE:		DEFENSE:	
WR	85 Reidel Anthony	LE	97 Tyoka Jackson
LT	74 Paul Gruber	NT	77 Brad Culpepper
LG	64 Jorge Diaz	DT	99 Warren Sapp
C	61 Tony Mayberry	RE	91 Regan Upshaw
RG	73 Frank Middleton	SLB	50 Jeff Gooch
RT	70 Jason Odom	MLB	56 Hardy Nickerson
TE	83 Dave Moore	WLB	55 Derrick Brooks
WR	87 Bert Emanuel	LCB	21 Donnie Abraham
QB	12 Trent Difer	RCB	20 Ronde Barber
FB	40 Mike Alstott	SS	47 John Lynch
RB	28 Warrick Dunn	FS	22 Charles Mincy

DATE	W/L	SCORE	OPPONENT	ATT.
9/12	L	13-17	N.Y. GIANTS	65,026
9/19	W	19-5	at Philadelphia	64,285
9/26	W	13-10	DENVER	65,297
10/3	L	14-21	at Minnesota	64,106
10/10	L	23-26	at Green Bay	59,868
10/24	W	6-3	CHICAGO	65,283
10/31	L	3-20	at Detroit	63,135
11/7	W	31-16	at New Orleans	47,129
11/14	W	17-10	KANSAS CITY	64,927
11/21	W	19-10	ATLANTA	65,158
11/28	W	16-3	at Seattle	66,314
12/6	W	24-17	MINNESOTA	65,741
12/12	W	23-16	DETROIT	65,536
12/19	L	0-45	at Oakland	46,395
12/26	W	29-10	GREEN BAY	65,723
1/2	W	20-6	at Chicago	66,944

## PLAYOFFS

1/15	W	14-13	WASHINGTON	65,835
1/23	L	6-11	at St. Louis	66,496

	BUCS	OPP
TOTAL FIRST DOWNS	245	228
Rushing	97	75
Passing	132	144
Penalty	16	9
3rd Down: Made/Att.	81/230	75/232
4th Down: Made/Att.	7/15	4/13
POSSESSION AVG.	32:11	27:49
TOTAL NET YARDS	4,254	4,280
Avg. Per Game	265.9	267.5
Total Plays	991	977
Avg. Per Play	4.3	4.4
NET YARDS RUSHING	1,776	1,407
Avg. Per Game	111.0	87.9
Total Rushes	502	361
NET YARDS PASSING	2,478	2,873
Avg. Per Game	154.9	179.6
Sacked/Yards Lost	42/303	43/291
Gross Yards	2,781	3,164
Att./Completions	447/268	573/302
Completion Pct.	60.0	52.7
Had Intercepted	16	21
PUNTS/AVERAGE	90/43.1	101/41.1
NET PUNTING AVERAGE	37.4	35.4
PENALTIES/YARDS	75/583	88/727
FUMBLES/FUMBLES LOST	25/19	23/10
TOUCHDOWNS	27	23
Rushing	7	8
Passing	18	11
Returns	2	4

BY QUARTERS	1	2	3	4	OT	TOT
-------------	---	---	---	---	----	-----

BUCCANEERS	34	106	42	88	0	270
OPPONENTS	89	47	44	55	0	235

SCORING	TD	R	P	RT	PAT	2-PT.	FG	S	PTS
Gramatica	0	0	0	0	25-25	0	27-32	0	106
Alstott	9	7	2	0	0-0	0	0-0	0	54
Moore	5	0	5	0	0-0	0	0-0	0	30
Green	3	0	3	0	0-0	0	0-0	0	18
Abraham	2	0	0	2	0-0	0	0-0	0	12
Dunn	2	0	2	0	0-0	0	0-0	0	12

BUCCANEERS	27	7	18	2	25-25	0-2	27-32	1	270
OPPONENTS	23	8	11	4	23-23	0-0	24-31	1	235

FIELD GOALS	1/19	20/29	30/39	40/49	50+	LONG
-------------	------	-------	-------	-------	-----	------

Gramatica	0-0	8-8	10-12	6-8	3-4	53
-----------	-----	-----	-------	-----	-----	----

BUCCANEERS	0-0	8-8	10-12	6-8	3-4	53
------------	-----	-----	-------	-----	-----	----

OPPONENTS	0-0	8-9	9-10	6-10	1-2	50
-----------	-----	-----	------	------	-----	----

RUSHING	NO.	YDS.	AVG.	LONG	TD
Alstott	242	949	3.9	30	7
Dunn	195	616	3.2	33	0
Diffler	35	144	4.1	28	0
King	18	38	2.1	8	0
Abdullah	5	12	2.4	10	0
Green	3	8	2.7	15	0
Zeier	3	7	2.3	8	0
Anthony	1	2	2.0	2	0
Mayberry	0	0	0.0	0	0

BUCCANEERS	502	1,776	3.5	33	7
OPPONENTS	361	1,407	3.9	75t	8

PASSING	ATT.	CMP.	YDS.	CMP%	YDS/ATT
Diffler	244	146	1,619	59.8	6.64
King	146	89	875	61.0	5.99
Zeier	55	32	270	58.2	4.91
Royals	2	1	17	50.0	8.50
BUCCANEERS	447	268	2,781	60.0	6.22
OPPONENTS	573	302	3,164	52.7	5.52

RECEIVING	NO.	YDS.	AVG.	LONG	TD
Dunn	64	589	9.2	68	2
Green	56	791	14.1	62t	3
Anthony	30	296	9.9	30	1
Alstott	27	239	8.9	24	2
Moore	23	276	12.0	35t	5
Emanuel	22	238	10.8	39	1
Williams	21	176	8.4	14	0
BUCCANEERS	268	2,781	10.4	68	18
OPPONENTS	302	3,164	10.5	61t	11

INTERCEPTIONS	NO.	YDS.	AVG.	LONG	TD
Abraham	7	115	16.4	55t	2
Brooks	4	61	15.3	38	0
Barber	2	60	30.0	43	0
Robinson	2	36	18.0	36	0
Lynch	2	32	16.0	28	0
Nickerson	2	18	9.0	18	0
Kelly	1	26	26.0	26	0
Singleton	1	7	7.0	7	0
BUCCANEERS	21	355	16.9	55t	2
OPPONENTS	16	144	9.0	37	1

TACKLES	SOLO	ASST.	TOTAL
Brooks	122	58	180
Nickerson	70	71	141
Lynch	68	60	128
Robinson	48	47	95
Barber	49	25	74
Abraham	38	36	74

SACKS		SPECIAL TEAM TACKLES	
Sapp	12.5	Quarles	31
Jones	7.0	D. Davis	21
Ahanotu	6.5	Gooch	19
Culpepper	6.0	Smith	18

BUCCANEERS	43.0
Opponents	42.0

PUNTING	NO.	YDS.	AVG.	NET	TB	IN20	LG	BK
Royals	90	3,882	43.1	37.4	8	23	66	0
BUCCANEERS	90	3,882	43.1	37.4	8	23	66	0
OPPONENTS	101	4,150	41.1	35.4	11	27	61	0

PUNT RETURNS	RET.	FC	YDS.	AVG.	LONG	TD
Green	23	14	204	8.9	31	0
Williams	20	12	153	7.7	30	0

BUCCANEERS	43	26	357	8.3	31	0
OPPONENTS	49	13	360	7.3	31	0

KICKOFF RETURNS	NO.	YDS.	AVG.	LONG	TD
Anthony	21	434	20.7	39	0
Murphy	14	307	21.9	55	0
Green	10	185	18.5	29	0
Dunn	8	156	19.5	34	0
Alstott	1	19	19.0	19	0
Williams	1	15	15.0	15	0

BUCCANEERS	55	1,116	20.3	55	0
OPPONENTS	61	1,074	17.6	36	0

USUAL STARTING LINEUP
-----------------------

OFFENSE:	DEFENSE:
WR 81 Jacques Green	LE 72 Chidi Ahanotu
LT 74 Paul Gruber	NT 77 Brad Culpepper
LG 64 Jorge Diaz	DT 99 Warren Sapp
C 61 Tony Mayberry	RE 94 Steve White
RG 73 Frank Middleton	SLB 53 Shelton Quarles
RT 71 Jerry Wunsch	MLB 56 Hardy Nickerson
TE 83 Dave Moore	WLB 55 Derrick Brooks
WR 87 Bert Emanuel	LCB 21 Donnie Abraham
QB 10 Shaun King	RCB 20 Ronde Barber
FB 40 Mike Alstott	SS 47 John Lynch
RB 28 Warrick Dunn	FS 24 Damien Robinson

	TD	TD%	INT	INT%	LONG	SK/LOST	RTG
11	4.5	11	4.5	62t	26/189	75.8	
7	4.8	4	2.7	68	11/78	82.4	
0	0.0	1	1.8	38	5/36	63.4	
0	0.0	0	0.0	0	0/0	79.2	
18	4.0	16	3.6	68	42/303	76.5	
11	1.9	21	3.7	61t	43/291	60.1	



## 2000

DATE	W/L	SCORE	OPPONENT	ATT.
9/3	W	21-16	at New England	60,292
9/10	W	41-0	CHICAGO	65,569
9/17	W	31-10	at Detroit	76,928
9/24	L	17-21	NEW YORK JETS	65,619
10/1	L	17-20 (ot)	at Washington	83,532
10/9	L	23-30	at Minnesota	64,162
10/19	L	14-28	DETROIT	65,557
10/29	W	41-13	MINNESOTA	65,589
11/5	W	27-14	at Atlanta	70,097
11/12	W	20-15	GREEN BAY	65,621
11/19	L	10-13	at Chicago	66,944
11/26	W	31-17	BUFFALO	65,546
12/3	W	27-7	DALLAS	65,621
12/10	W	16-13	at Miami	74,307
12/18	W	38-35	ST. LOUIS	65,653
12/24	L	14-17 (ot)	at Green Bay	59,692
<b>PLAYOFFS</b>				
12/31	L	3-21	at Philadelphia	65,813

	BUCS	OPP
TOTAL FIRST DOWNS	275	283
Rushing	111	84
Passing	144	180
Penalty	20	19
3rd Down: Made/Att.	66/198 (33.3%)	74/225 (32.9%)
4th Down: Made/Att.	5/12 (41.7%)	12/20 (60.0%)
POSSESSION AVG.	29:38	30:22
TOTAL NET YARDS	4,649	4,800
Avg. Per Game	290.6	300.0
Total Plays	961	1047
Avg. Per Play	4.8	4.6
NET YARDS RUSHING	2,066	1,648
Avg. Per Game	129.1	103.0
Total Rushes	490	398
NET YARDS PASSING	2,583	3,152
Avg. Per Game	161.4	197.0
Sacked/Yards Lost	38/241	55/332
Gross Yards	2,824	3,484
Att./Completions	433/237	594/339
Completion Pct.	54.7	57.1
Had Intercepted	13	25
PUNTS/AVERAGE	85/41.8	89/40.0
NET PUNTING AVERAGE	35.1	33.5
PENALTIES/YARDS	82/702	95/688
FUMBLES/FUMBLES LOST	16/11	26/16
TOUCHDOWNS	43	29
Rushing	18	12
Passing	18	15
Returns	7	2

BY QUARTERS	1	2	3	4	OT	TOT
BUCCANEERS	88	131	60	109	0	388
OPPONENTS	39	79	53	92	6	269

SCORING	TD	R	P	RT	PAT	2-PT.	FG	S	PTS
Gramatica	0	0	0	0	42-42	0	28-34	0	126
Dunn	9	8	1	0	0-0	0	0-0	0	54
Johnson	8	0	8	0	0-0	0	0-0	0	48
King	5	5	0	0	0-0	1	0-0	0	32
Alstott	5	5	0	0	0-0	0	0-0	0	30
Anthony	4	0	4	0	0-0	0	0-0	0	24
Moore	3	0	3	0	0-0	0	0-0	0	18
Barber	2	0	0	2	0-0	0	0-0	0	12
BUCCANEERS	43	18	18	7	42-42	1-1	28-34	1	388
OPPONENTS	29	12	15	2	25-25	2-4	22-32	0	269

FIELD GOALS	1/19	20/29	30/39	40/49	50+	LONG
Gramatica	0-0	8-8	8-10	7-9	5-7	55
BUCCANEERS	0-0	8-8	8-10	7-9	5-7	55
OPPONENTS	1-1	6-6	8-12	6-9	1-4	52

PASSING	ATT.	CMP.	YDS.	CMP%	YDS/ATT
King	428	233	2,769	54.4	6.47
Royals	1	1	36	100.0	36.00
Zeier	3	3	19	100.0	6.33
Alstott	1	0	0	0.0	0.00
Hamilton	0	0	0	—	—
BUCCANEERS	433	237	2,824	54.7	6.52
OPPONENTS	594	339	3,484	57.1	5.87

## RECORD: 10-6 HEAD COACH: TONY DUNGY

RUSHING	NO.	YDS.	AVG.	LONG	TD
Dunn	248	1,133	4.6	70†	8
Alstott	131	465	3.5	20†	5
King	73	353	4.8	19†	5
Abdullah	16	70	4.4	19	0
Stecker	12	31	2.6	14	0

BUCCANEERS	490	2,066	4.2	70†	18
OPPONENTS	398	1,648	4.1	50†	12

RECEIVING	NO.	YDS.	AVG.	LONG	TD
Johnson	71	874	12.3	38	8
Green	51	773	15.2	75	1
Dunn	44	422	9.6	45	1
Moore	29	288	9.9	28	3
Anthony	15	232	15.5	46†	4
Alstott	13	93	7.2	21	0

BUCCANEERS	237	2,824	11.9	75	18
OPPONENTS	339	3,484	10.3	72†	15

INTERCEPTIONS	NO.	YDS.	AVG.	LONG	TD
Abraham	7	82	11.7	23	0
Robinson	6	1	0.2	1	0
Duncan	4	55	13.8	31†	1
Lynch	3	43	14.3	36	0
Barber	2	46	23.0	37†	1
Brooks	1	34	34.0	34†	1
Kelly	1	9	9.0	9†	1
Quarles	1	5	5.0	5	0
BUCCANEERS	25	275	11.0	37†	4
OPPONENTS	13	155	11.9	60	1

TACKLES	SOLO	ASST.	TOTAL
Brooks	130	49	179
Lynch	66	44	110
Robinson	56	48	104
Barber	65	32	97
Duncan	59	38	97

SACKS	SPECIAL TEAM TACKLES			
Sapp	16.5	Gooch		23
Jones	13.0	D. Davis		21
McFarland	6.5	D. Jackson		20
Barber	5.5	Abdullah		16

BUCCANEERS	55.0			
Opponents	38.0			

PUNTING	NO.	YDS.	AVG.	NET	TB	IN20	LG	BK
Royals	85	3,551	41.8	35.1	8	17	63	0

BUCCANEERS	85	3,551	41.8	35.1	8	17	63	0
OPPONENTS	89	3,556	40.0	33.5	12	24	64	3

PUNT RETURNS	RET.	FC	YDS.	AVG.	LONG	TD
Williams	31	18	286	9.2	73†	1
Hastings	5	1	50	10.0	16	0
Green	2	0	1	0.5	1	0

BUCCANEERS	39	19	337	8.6	73†	1
OPPONENTS	41	24	408	10.0	66†	1

KICKOFF RETURNS	NO.	YDS.	AVG.	LONG	TD
Stecker	29	663	22.9	48	0
Williams	19	453	23.8	41	0
Anthony	3	88	29.3	45	0
Murphy	2	24	12.0	19	0
Abdullah	1	16	16.0	16	0

BUCCANEERS	55	1,255	22.8	48	0
OPPONENTS	74	1,688	22.8	70	0

USUAL STARTING LINEUP				DEFENSE:			
WR	81	Jacquez Green	LE	72	Chidi Ahanotu		
LT	69	Pete Pierson	NT	92	Anthony McFarland		
LG	64	Randall McDaniel	DT	99	Warren Sapp		
C	62	Jeff Christy	RE	78	Marcus Jones		
RG	73	Frank Middleton	SLB	53	Shelton Quarles		
RT	71	Jerry Wunsch	MLB	59	Jamie Duncan		
TE	83	Dave Moore	WLB	55	Derrick Brooks		
WR	19	Keyshawn Johnson	LCB	21	Donnie Abraham		
QB	10	Shaun King	RCB	20	Ronde Barber		
FB	40	Mike Alstott	SS	47	John Lynch		
RB	28	Warrick Dunn	FS	24	Damien Robinson		

PASSING	ATT.	CMP.	YDS.	CMP%	YDS/ATT	TD	TD%	INT	INT%	LONG	SK/LOST	RTG
King	428	233	2,769	54.4	6.47	18	4.2	13	3.0	75	37/240	75.8
Royals	1	1	36	100.0	36.00	0	0.0	0	0.0	36	0/0	118.8
Zeier	3	3	19	100.0	6.33	0	0.0	0	0.0	14	0/0	93.1
Alstott	1	0	0	0.0	0.00	0	0.0	0	0.0	0	0/0	39.6
Hamilton	0	0	0	—	—	0	—	0	—	0	1/1	—
BUCCANEERS	433	237	2,824	54.7	6.52	18	4.2	13	3.0	75	38/241	76.2
OPPONENTS	594	339	3,484	57.1	5.87	15	2.5	25	4.2	72†	55/332	65.0

DATE	W/L	SCORE	OPPONENT	ATT.
9/9	W	10-6	at Dallas	61,521
9/30	L	16-20	at Minnesota	64,105
10/7	W	14-10	GREEN BAY	65,510
10/14	L	28-31 (ot)	at Tennessee	68,798
10/21	L	10-17	PITTSBURGH	65,588
10/28	W	41-14	MINNESOTA	65,558
11/4	L	20-21	at Green Bay	59,861
11/11	W	20-17	at Detroit	74,268
11/18	L	24-27	CHICAGO	65,612
11/26	W	24-17	at St. Louis	66,198
12/2	W	16-13 (ot)	at Cincinnati	52,135
12/9	W	15-12	DETROIT	65,514
12/16	L	3-27	at Chicago	66,944
12/23	W	48-21	NEW ORLEANS	65,526
12/29	W	22-10	BALTIMORE	65,619
1/6	L	13-17	PHILADELPHIA	65,541
<b>PLAYOFFS</b>				
1/12	L	9-31	at Philadelphia	65,847

	BUCS	OPP
TOTAL FIRST DOWNS	298	262
Rushing	84	86
Passing	189	156
Penalty	25	20
3rd Down: Made/Att.	80/228 (35.1%)	78/216 (36.1%)
4th Down: Made/Att.	11/17 (64.7%)	4/13 (30.8%)
POSSESSION AVG.	31.40	28.20
TOTAL NET YARDS	4,694	4,653
Avg. Per Game	293.4	290.8
Total Plays	1,046	950
Avg. Per Play	4.5	4.9
NET YARDS RUSHING	1,371	1,702
Avg. Per Game	85.7	106.4
Total Rushes	407	415
NET YARDS PASSING	3,323	2,951
Avg. Per Game	207.7	184.4
Sacked/Yards Lost	47/298	42/272
Gross Yards	3,621	3,223
Att./Completions	592/362	493/273
Completion Pct.	61.1	55.4
Had Intercepted	12	28
PUNTS/AVERAGE	83/40.7	78/41.5
NET PUNTING AVERAGE	34.2	34.3
PENALTIES/YARDS	77/672	91/742
FUMBLES/FUMBLES LOST	20/10	22/11
TOUCHDOWNS	34	29
Rushing	17	8
Passing	13	20
Returns	4	1

BY QUARTERS	1	2	3	4	OT	TOT
BUCCANEERS	39	130	50	102	3	324
OPPONENTS	33	63	86	95	3	280

SCORING	TD	R	P	RT	PAT	2-PT.	FG	S	PTS
Gramatica	0	0	0	0	28-28	0	23-29	0	97
Alstott	11	10	1	0	0-0	2	0-0	0	70
Dunn	6	3	3	0	0-0	0	0-0	0	36
Moore	4	0	4	0	0-0	0	0-0	0	24
B. Johnson	3	3	0	0	0-0	0	0-0	0	18
Brien	0	0	0	0	2-2	0	5-6	0	17
Stecker	2	1	1	0	0-0	0	0-0	0	12
Williams	2	0	1	1	0-0	0	0-0	0	12
BUCCANEERS	34	17	13	4	30-30	3-4	28-35	0	324
OPPONENTS	29	8	20	1	25-25	3-4	25-29	0	280

FIELD GOALS	1/19	20/29	30/39	40/49	50+	LONG
Gramatica	0-0	9-10	9-9	5-7	0-3	49
Brien	0-0	2-2	1-1	2-3	0-0	42
BUCCANEERS	0-0	11-12	10-10	7-10	0-3	49
OPPONENTS	0-0	7-7	6-7	11-13	1-2	50

PASSING	ATT.	CMP.	YDS.	CMP%	YDS/ATT
B. Johnson	559	340	3,406	60.8	6.09
King	31	21	210	67.7	6.77
Gramatica	1	0	0	0.0	0.00
Royals	1	1	5	100.0	5.00
BUCCANEERS	592	362	3,621	61.1	6.12
OPPONENTS	493	273	3,223	55.4	6.54

RUSHING	NO.	YDS.	AVG.	LONG	TD
Alstott	165	680	4.1	39t	10
Dunn	158	447	2.8	21t	3
B. Johnson	39	120	3.1	21	3
Stecker	24	72	3.0	17	1
Abdullah	11	40	3.6	12	0
BUCCANEERS	407	1,371	3.4	39t	17
OPPONENTS	415	1,702	4.1	63t	8

RECEIVING	NO.	YDS.	AVG.	LONG	TD
K. Johnson	106	1,266	11.9	47	1
Dunn	68	557	8.2	31	3
Green	36	402	11.2	35	1
Moore	35	285	8.1	29	4
Alstott	35	231	6.6	19t	1
Williams	24	314	13.1	42	1
BUCCANEERS	362	3,621	10.0	47	13
OPPONENTS	273	3,223	11.8	67t	20

INTERCEPTIONS	NO.	YDS.	AVG.	LONG	TD
Barber	10	86	8.6	36t	1
Abraham	6	98	16.3	46	0
Jackson	4	42	10.5	29	0
Brooks	3	65	21.7	53	0
Lynch	3	21	7.0	15	0
Quarles	1	98	98.0	98t	1
Duncan	1	9	9.0	9	0
BUCCANEERS	28	419	15.0	98t	2
OPPONENTS	12	74	6.2	25	0

TACKLES	SOLO	ASST.	TOTAL
Brooks	110	55	165
Duncan	79	51	130
Lynch	70	35	105
Barber	64	27	91
Jackson	52	26	78

SACKS	SPECIAL TEAM TACKLES				
Rice	11.0	Smith			22
Sapp	6.0	Abdullah			21
White	5.0	Gooch			16
McFarland	3.5	Howell			12
Jones	3.0	Yoder			12
BUCCANEERS	42.0				
Opponents	47.0				

PUNTING	NO.	YDS.	AVG.	NET	TB	IN20	LG	BK
Royals	83	3,382	40.7	34.2	8	26	61	0
BUCCANEERS	83	3,382	40.7	34.2	8	26	61	0
OPPONENTS	78	3,234	41.5	34.3	8	19	58	2

PUNT RETURNS	RET.	FC	YDS.	AVG.	LONG	TD
Williams	35	13	366	10.5	84t	1
Anthony	3	1	12	4.0	7	0
Jackson	0	0	18	—	18	0

BUCCANEERS	38	14	396	10.4	84t	1
OPPONENTS	44	12	380	8.6	55t	1

KICKOFF RETURNS	NO.	YDS.	AVG.	LONG	TD
Murphy	20	445	22.3	39	0
Smith	16	355	22.2	45	0
Stecker	9	259	28.8	86	0
Abdullah	5	92	18.4	29	0
BUCCANEERS	54	1,208	22.4	86	0
OPPONENTS	63	1,321	21.0	77	0

USUAL STARTING LINEUP					DEFENSE:				
WR	81	Jacquez Green	LE	78	Marcus Jones				
LT	67	Kenyatta Walker	NT	92	Anthony McFarland				
LG	64	Randall McDaniel	DT	99	Warren Sapp				
C	62	Jeff Christy	RE	97	Simeon Rice				
RG	60	Cosey Coleman	SLB	53	Shelton Quarles				
RT	71	Jerry Wunsch	MLB	59	Jamie Duncan				
TE	83	Dave Moore	WLB	55	Derrick Brooks				
WR	19	Keyshawn Johnson	LCB	25	Brian Kelly				
QB	14	Brad Johnson	RCB	20	Ronde Barber				
FB	40	Mike Alstott	SS	47	John Lynch				
RB	28	Warrick Dunn	FS	34	Dexter Jackson				

TD	TD%	INT	INT%	LONG	SK/LOST	RTG
13	2.3	11	2.0	47	44/269	77.7
0	0.0	1	3.2	42	3/29	73.3
0	0.0	0	0.0	0	0/0	39.6
0	0.0	0	0.0	5	0/0	87.5
13	2.2	12	2.0	47	47/298	77.4
20	4.1	28	5.7	67t	42/272	65.3

## 2002

DATE	W/L	SCORE	OPPONENT	ATT.
9/8	L	20-26 (ot)	NEW ORLEANS	65,554
9/15	W	25-0	at Baltimore	69,304
9/23	W	26-14	ST. LOUIS	65,652
9/29	W	35-7	at Cincinnati	57,234
10/6	W	20-6	at Atlanta	68,936
10/13	W	17-3	CLEVELAND	65,625
10/20	L	10-20	at Philadelphia	65,523
10/27	W	12-9	at Carolina	72,892
11/3	W	38-24	MINNESOTA	65,667
11/17	W	23-10	CAROLINA	65,527
11/24	W	21-7	GREEN BAY	65,672
12/1	L	20-23	at New Orleans	68,226
12/8	W	34-10	ATLANTA	65,648
12/15	W	23-20	at Detroit	61,942
12/23	L	7-17	PITTSBURGH	65,684
12/29	W	15-0	at Chicago	55,832
PLAYOFFS				
1/12	W	31-6	SAN FRANCISCO	65,559
1/19	W	27-10	at Philadelphia	66,713
SUPER BOWL XXXVII				
1/26	W	48-21	vs. Oakland (San Diego)	67,603

	BUCS	OPP
TOTAL FIRST DOWNS	287	236
Rushing	90	79
Passing	172	131
Penalty	25	26
3rd Down: Made/Att.	79/222 (35.6%)	75/223 (33.6%)
4th Down: Made/Att.	6/9 (66.7%)	8/13 (61.5%)
POSSESSION AVG.	31:43	28:17
TOTAL NET YARDS	5,002	4,044
Avg. Per Game	312.6	252.8
Total Plays	1,022	963
Avg. Per Play	4.9	4.2
NET YARDS RUSHING	1,557	1,554
Avg. Per Game	97.3	97.1
Total Rushes	414	410
NET YARDS PASSING	3,445	2,490
Avg. Per Game	215.3	155.6
Sacked/Yards Lost	41/220	43/295
Gross Yards	3,665	2,785
Att./Completions	567/348	510/259
Completion Pct.	61.4	50.8
Had Intercepted	10	31
PUNTS/AVERAGE	91/42.6	99/44.4
NET PUNTING AVERAGE	35.2	37.3
PENALTIES/YARDS	103/789	93/749
FUMBLES/FUMBLES LOST	24/11	21/7
TOUCHDOWNS	35	21
Rushing	6	8
Passing	23	10
Returns	6	3

BY QUARTERS	1	2	3	4	OT	TOT
BUCCANEERS	49	110	63	124	0	346
OPPONENTS	57	49	43	41	6	196

SCORING	TD	R	P	RT	PAT	2-PT.	FG	S	PTS
Gramatica	0	0	0	0	32-32	0	32-39	0	128
Alstott	7	5	2	0	0-0	0	0-0	0	42
McCardell	6	0	6	0	0-0	0	0-0	0	36
K. Johnson	5	0	5	0	0-0	2	0-0	0	34
Brooks	4	0	0	4	0-0	0	0-0	0	24
Jurevicius	4	0	4	0	0-0	0	0-0	0	24
Dudley	3	0	3	0	0-0	0	0-0	0	18
Dilger	2	0	2	0	0-0	0	0-0	0	12
Williams	2	0	1	1	0-0	0	0-0	0	12

BUCCANEERS	35	6	23	6	32-32	2-3	32-39	2	346
OPPONENTS	21	8	10	3	19-19	0-1	17-23	0	196

FIELD GOALS	1/19	20/29	30/39	40/49	50+	LONG
Gramatica	0-0	7-8	14-15	6-10	5-6	52
BUCCANEERS	0-0	7-8	14-15	6-10	5-6	52
OPPONENTS	0-0	5-5	7-7	4-8	1-3	50
RUSHING	NO.	YDS.	AVG.	LONG	TD	
Pittman	204	718	3.5	21	1	
Alstott	146	548	3.8	32	5	
Stecker	28	174	6.2	59	0	
R. Johnson	14	73	5.2	21	0	

PASSING	ATT.	CMP.	YDS.	CMP%	YDS/ATT	TD	TD%	INT	INT%	LONG	SK/LOST	RTG
B. Johnson	451	281	3,049	62.3	6.76	22	4.9	6	1.3	76t	21/121	92.9
R. Johnson	88	57	536	64.8	6.09	1	1.1	2	2.3	23	19/94	75.8
King	27	10	80	37.0	2.96	0	0.0	1	3.7	20	1/5	30.0
Tupa	1	0	0	0.0	0.00	0	0.0	1	100.0	0	0/0	0.0
BUCCANEERS	567	348	3,665	61.4	6.46	23	4.1	10	1.8	76t	41/220	86.3
OPPONENTS	510	259	2,785	50.8	5.46	10	2.0	31	6.1	52	43/295	48.4

## RECORD: 12-4 HEAD COACH: JON GRUDEN

B. Johnson	13	30	2.3	6	0
BUCCANEERS	414	1,557	3.8	59	6
OPPONENTS	410	1,554	3.8	85t	8
RECEIVING	NO.	YDS.	AVG.	LONG	TD
K. Johnson	76	1,088	14.3	76t	5
McCardell	61	670	11.0	65t	6
Pittman	59	477	8.1	64	0
Jurevicius	37	423	11.4	26	4
Alstott	35	242	6.9	44t	2
Dilger	34	329	9.7	40	2
Dudley	16	192	12.0	35t	3
BUCCANEERS	348	3,665	10.5	76t	23
OPPONENTS	259	2,785	10.8	52	10

INTERCEPTIONS	NO.	YDS.	AVG.	LONG	TD
Kelly	8	68	8.5	31	0
Brooks	5	218	43.6	97t	3
D. Smith	4	39	9.8	35	0
Jackson	3	101	33.7	58	0
Lynch	3	0	0.0	0	0
Quarles	2	29	14.5	25t	1
Barber	2	9	4.5	9	0
Sapp	2	0	0.0	0	0
Rice	1	30	30.0	30	0
Singleton	1	0	0.0	0	0
BUCCANEERS	31	494	15.9	97t	4
OPPONENTS	10	143	14.3	51t	3

TACKLES	SOLO	ASST.	TOTAL
Brooks	117	53	170
Quarles	84	75	159
Lynch	50	46	96
Barber	71	24	95
Singleton	54	35	89

SACKS		SPECIAL TEAM TACKLES	
Rice	15.5	Ivy	23
Sapp	7.5	D. Smith	20
Wymms	5.5	Stecker	19
Spires	3.5	Webster	16
Barber	3.0	Yoder	15

BUCCANEERS	43.0
OPPONENTS	41.0

PUNTING	NO.	YDS.	AVG.	NET	TB	IN20	LG	BK
Tupa	90	3,856	42.8	35.4	12	30	71	0
Gramatica	1	23	23.0	23.0	0	1	23	0
BUCCANEERS	91	3,879	42.6	35.2	12	31	71	0
OPPONENTS	99	4,400	44.4	37.3	14	29	75	0

PUNT RETURNS	RET.	FC	YDS.	AVG.	LONG	TD
Williams	43	20	410	9.5	56t	1
Jackson	1	0	20	20.0	21	0
BUCCANEERS	44	20	430	9.8	56t	1
OPPONENTS	42	5	433	10.3	56	0

KICKOFF RETURNS	NO.	YDS.	AVG.	LONG	TD
Stecker	37	934	25.2	67	0
D. Smith	4	93	23.3	25	0
Williams	3	49	16.3	23	0
Yoder	1	9	9.0	9	0

BUCCANEERS	45	1,085	24.1	67	0
OPPONENTS	72	1,567	21.8	91	0

USUAL STARTING LINEUP				DEFENSE:			
WR	87	Keenan McCardell	LE	94	Greg Spires		
LT	72	Roman Oben	NT	92	Anthony McFarland		
LG	71	Kerry Jenkins	DT	99	Warren Sapp		
C	62	Jeff Christy	RE	97	Simeon Rice		
RG	60	Cosey Coleman	SLB	51	A. Singleton		
RT	67	Kenyatta Walker	MLB	53	Shelton Quarles		
TE	85	Ken Dilger	WLB	55	Derrick Brooks		
WR	19	Keyshawn Johnson	LCB	25	Brian Kelly		
QB	14	Brad Johnson	RCB	20	Ronde Barber		
FB	40	Mike Alstott	SS	47	John Lynch		
RB	32	Michael Pittman	FS	34	Dexter Jackson		

DATE	W/L	SCORE	OPPONENT	ATT.
9/8	W	17-0	at Philadelphia	67,772
9/14	L	9-12 (ot)	CAROLINA	65,621
9/21	W	31-10	at Atlanta	70,871
10/6	L	35-38 (ot)	INDIANAPOLIS	65,647
10/12	W	35-13	at Washington	85,490
10/19	L	7-24	at San Francisco	67,809
10/26	W	16-0	DALLAS	65,602
11/2	L	14-17	NEW ORLEANS	65,524
11/9	L	24-27	at Carolina	73,345
11/16	L	13-20	GREEN BAY	65,614
11/24	W	19-13	N.Y. GIANTS	65,648
11/30	L	10-17	at Jacksonville	60,543
12/7	W	14-7	at New Orleans	68,442
12/14	W	16-3	HOUSTON	65,124
12/20	L	28-30	ATLANTA	65,572
12/28	L	13-33	at Tennessee	68,809

	BUCS	OPP
TOTAL FIRST DOWNS	307	249
Rushing	86	89
Passing	190	140
Penalty	31	20
3rd Down: Made/Att.	78/220 (35.5%)	68/214 (31.8%)
4th Down: Made/Att.	8/15 (53.3%)	7/18 (38.9%)
POSSESSION AVG.	31.36	28.24
TOTAL NET YARDS	5,453	4,466
Avg. Per Game	340.8	279.1
Total Plays	1,036	962
Avg. Per Play	5.3	4.6
NET YARDS RUSHING	1,648	1,756
Avg. Per Game	103.0	109.8
Total Rushes	421	451
NET YARDS PASSING	3,805	2,710
Avg. Per Game	237.8	169.4
Sacked/Yards Lost	23/136	36/234
Gross Yards	3,941	2,944
Att./Completions	592/369	475/274
Completion Pct.	62.3	57.7
Had Intercepted	22	20
PUNTS/AVERAGE	83/43.3	82/43.4
NET PUNTING AVERAGE	35.9	38.0
PENALTIES/YARDS	117/1104	104/817
FUMBLES/FUMBLES LOST	23/9	29/13
TOUCHDOWNS	36	27
Rushing	5	6
Passing	27	16
Returns	4	5

BY QUARTERS	1	2	3	4	OT	TOT
BUCCANEERS	34	105	60	102	0	301
OPPONENTS	50	83	56	69	6	264

SCORING	TD	R	P	RT	PAT	2-PT.	FG	S	PTS
Gramatica	0	0	0	0	33-34	0	16-26	0	81
McCardell	9	0	8	1	0-0	0	0-0	0	54
K. Johnson	3	0	3	0	0-0	0	0-0	0	18
Jones	3	3	0	0	0-0	0	0-0	0	18
Alstott	2	2	0	0	0-0	0	0-0	0	12
Jurevicius	2	0	2	0	0-0	0	0-0	0	12
Lee	2	0	2	0	0-0	0	0-0	0	12
Pittman	2	0	2	0	0-0	0	0-0	0	12
Sapp	2	0	2	0	0-0	0	0-0	0	12
Yoder	2	0	2	0	0-0	0	0-0	0	12
BUCCANEERS	36	5	27	4	33-34	1-2	16-26	1	301
OPPONENTS	27	6	16	5	27-27	0-0	25-34	0	264

FIELD GOALS	1/19	20/29	30/39	40/49	50+	LONG
Gramatica	0-0	9-9	3-6	3-8	1-3	50
BUCCANEERS	0-0	9-9	3-6	3-8	1-3	50
OPPONENTS	0-0	8-8	11-14	5-10	1-2	51

PASSING	ATT.	CMP.	YDS.	CMP%	YDS/ATT
B. Johnson	570	354	3,811	62.1	6.69
S. King	22	15	130	68.2	5.91
BUCCANEERS	592	369	3,941	62.3	6.66
OPPONENTS	475	274	2,944	57.7	6.20

RUSHING	NO.	YDS.	AVG.	LONG	TD
Pittman	187	751	4.0	17	0
Jones	137	627	4.6	61	3
Stecker	37	125	3.4	15	0
Alstott	27	77	2.9	29	2
B. Johnson	25	33	1.3	13	0

BUCCANEERS	421	1,648	3.9	61	5
OPPONENTS	451	1,756	3.9	47	6

RECEIVING	NO.	YDS.	AVG.	LONG	TD
McCardell	84	1,174	14.0	76t	8
Pittman	75	597	8.0	68t	2
K. Johnson	45	600	13.3	39t	3
Lee	33	432	13.1	72	2
Jones	24	180	7.5	29	0
Dilger	22	244	11.1	48	1
Cook	20	120	6.0	19	1
Jurevicius	12	118	9.8	22	2

BUCCANEERS	369	3,941	10.7	76t	27
OPPONENTS	274	2,944	10.7	75t	16

INTERCEPTIONS	NO.	YDS.	AVG.	LONG	TD
D. Smith	5	3	0.6	3	0
Brooks	2	56	28.0	44t	1
Barber	2	53	26.5	29t	1
Wansley	2	38	19.0	23t	1
Lynch	2	18	9.0	18	0
Rice	2	12	6.0	12	0

BUCCANEERS	20	229	11.5	44t	3
OPPONENTS	22	394	17.9	73t	4

TACKLES	SOLO	ASST.	TOTAL
Brooks	98	53	151
Barber	86	25	111
Quarles	68	42	110
Lynch	60	35	95
D. Smith	65	20	85

SACKS		SPECIAL TEAM TACKLES	
Rice	15.0	Ivy	16
Sapp	5.0	Stecker	13
Spires	3.5	Rudd	12
McFarland	2.5	Phillips	12
Wyms	2.0	Wansley	11
Darby	2.0	D. Smith	11

BUCCANEERS	36.0
OPPONENTS	23.0

PUNTING	NO.	YDS.	AVG.	NET	TB	IN20	LG	BK
Tupa	83	3,590	43.3	35.9	6	26	60	0

BUCCANEERS	83	3,590	43.3	35.9	6	26	60	0
OPPONENTS	82	3,559	43.4	38.0	10	22	58	1

PUNT RETURNS	RET.	FC	YDS.	AVG.	LONG	TD
Williams	15	10	110	7.3	19	0
Barlow	12	6	58	4.8	17	0
Wansley	8	2	74	9.3	12	0
BUCCANEERS	35	18	242	6.9	19	0
OPPONENTS	39	12	489	12.5	52	0

KICKOFF RETURNS	NO.	YDS.	AVG.	LONG	TD
Stecker	25	520	20.8	44	0
Jones	17	271	15.9	25	0
Barlow	10	221	22.1	32	0

BUCCANEERS	55	1,042	18.9	44	0
OPPONENTS	59	1,393	23.6	90	0

USUAL STARTING LINEUP			
OFFENSE:		DEFENSE:	
WR	87 Keenan McCardell	LE	94 Greg Spires
LT	72 Roman Oben	NT	92 Anthony McFarland
LG	71 Kerry Jenkins	DT	99 Warren Sapp
C	76 John Wade	RE	97 Simeon Rice
RG	60 Coasey Coleman	SLB	56 Ryan Nece
RT	67 Kenyatta Walker	MLB	53 Shelton Quarles
TE	85 Ken Dilger	WLB	55 Derrick Brooks
WR	19 Keyshawn Johnson	LCB	20 Ronde Barber
QB	14 Brad Johnson	RCB	31 Tim Wansley
FB	43 Jameel Cook	SS	47 John Lynch
RB	32 Michael Pittman	FS	26 Dwight Smith

PASSING	ATT.	CMP.	YDS.	CMP%	YDS/ATT	TD	TD%	INT	INT%	LONG	SK/LOST	RTG
B. Johnson	570	354	3,811	62.1	6.69	26	4.6	21	3.7	76t	20/111	81.5
S. King	22	15	130	68.2	5.91	1	4.5	1	4.5	20	3/25	79.7
BUCCANEERS	592	369	3,941	62.3	6.66	27	4.6	22	3.7	76t	23/136	81.5
OPPONENTS	475	274	2,944	57.7	6.20	16	3.4	20	4.2	75t	36/234	69.7

## 2004

DATE	W/L	SCORE	OPPONENT	ATT.
9/12	L	10-16	at Washington	90,098
9/19	L	6-10	SEATTLE	65,089
9/26	L	20-30	at Oakland	60,874
10/3	L	13-16	DENVER	65,341
10/10	W	20-17	at New Orleans	64,900
10/18	L	21-28	at St. Louis	66,040
10/24	W	19-7	CHICAGO	65,550
11/7	W	34-31	KANSAS CITY	65,495
11/14	L	14-24	at Atlanta	70,810
11/21	W	35-3	SAN FRANCISCO	65,234
11/28	L	14-21	at Carolina	73,124
12/5	W	27-0	ATLANTA	65,556
12/12	L	24-31	at San Diego	65,858
12/19	L	17-21	NEW ORLEANS	65,075
12/26	L	20-37	CAROLINA	65,380
1/2	L	7-12	at Arizona	31,650

	BUCS	OPP
TOTAL FIRST DOWNS	271	258
Rushing	74	101
Passing	175	131
Penalty	22	26
3rd Down: Made/Att.	75/199 (37.7%)	77/218 (35.3%)
4th Down: Made/Att.	4/6 (66.7%)	3/8 (37.5%)
POSSESSION AVG.	29.43	30.17
TOTAL NET YARDS	4,963	4,552
Avg. Per Game	310.2	284.5
Total Plays	949	961
Avg. Per Play	5.2	4.7
NET YARDS RUSHING	1,489	1,973
Avg. Per Game	93.1	123.3
Total Rushes	393	480
NET YARDS PASSING	3,474	2,579
Avg. Per Game	217.1	161.2
Sacked/Yards Lost	44/299	45/264
Gross Yards	3,773	2,843
Att./Completions	512/340	436/247
Completion Pct.	66.4	56.7
Had Intercepted	18	16
PUNTS/AVERAGE	83/41.8	87/44.4
NET PUNTING AVERAGE	36.8	40.2
PENALTIES/YARDS	117/916	112/897
FUMBLES/FUMBLES LOST	32/18	21/11
TOUCHDOWNS	37	35
Rushing	9	8
Passing	24	21
Returns	4	6

BY QUARTERS	1	2	3	4	OT	TOT
BUCCANEERS	48	101	83	69	0	301
OPPONENTS	68	91	69	76	0	304

SCORING	TD	R	P	RT	PAT	2-PT.	FG	S	PTS
Pittman	10	7	3	0	0-0	0	0-0	0	60
Gramatica	0	0	0	0	21-22	0	11-19	0	54
Clayton	7	0	7	0	0-0	0	0-0	0	42
Galloway	6	0	5	1	0-0	0	0-0	0	36
Taylor	0	0	0	0	11-11	0	4-5	0	23
Dilger	3	0	3	0	0-0	1	0-0	0	20
Alstott	2	2	0	0	0-0	0	0-0	0	12
Barber	2	0	0	2	0-0	0	0-0	0	12
Jurevicius	2	0	2	0	0-0	0	0-0	0	12
BUCCANEERS	37	9	24	4	32-33	1-4	15-24	0	301
OPPONENTS	35	8	21	6	34-35	0-0	20-31	0	304

FIELD GOALS	1-19	20-29	30-39	40-49	50+	LG
Gramatica	0-0	6-7	3-6	1-5	1-1	53
Taylor	0-0	0-0	2-3	1-1	1-1	50
BUCCANEERS	0-0	6-7	5-9	2-6	2-2	53
OPPONENTS	0-0	4-4	5-8	6-8	1-5	50

PASSING	ATT.	CMP.	YDS.	CMP%	YDS/ATT	TD	TD%	INT	INT%	LONG	SK/LOST	RTG
Griese	336	233	2,632	69.3	7.83	20	6.0	12	3.6	68	26/169	97.5
B. Johnson	103	65	674	63.1	6.54	3	2.9	3	2.9	54	8/55	79.5
Simms	73	42	467	57.5	6.40	1	1.4	3	4.1	75t	10/75	64.1
BUCCANEERS	512	340	3,773	66.4	7.37	24	4.7	18	3.5	75t	44/299	89.1
OPPONENTS	436	247	2,843	56.7	6.52	21	4.8	16	3.7	79t	45/264	77.2

## RECORD: 5-11 HEAD COACH: JON GRUDEN

RUSHING	NO.	YDS.	AVG.	LONG	TD
Pittman	219	926	4.2	78t	7
Alstott	67	230	3.4	32	2
Garner	30	111	3.7	25	0
Graham	13	73	5.6	13	0
Clayton	5	30	6.0	15	0
Smart	2	26	13.0	25	0

BUCCANEERS	393	1,489	3.8	78t	9
OPPONENTS	480	1,973	4.1	64t	8

RECEIVING	NO.	YDS.	AVG.	LONG	TD
Clayton	80	1,193	14.9	75t	7
Pittman	41	391	9.5	68	3
Dilger	39	345	8.8	45t	3
Galloway	33	416	12.6	36t	5
Alstott	29	202	7.0	20	0
Jurevicius	27	333	12.3	42t	2
Brown	24	200	8.3	21	1

BUCCANEERS	340	3,773	11.1	75t	24
OPPONENTS	247	2,843	11.5	79t	21

INTERCEPTIONS	NO.	YDS.	AVG.	LONG	TD
Kelly	4	101	25.3	75	0
Barber	3	23	7.7	23	0
D. Smith	3	13	4.3	13	0
Cox	1	55	55.0	55t	1
Gold	1	31	31.0	31	0
Brooks	1	3	3.0	3	0

BUCCANEERS	16	239	14.9	75	1
OPPONENTS	18	328	18.2	46t	4

TACKLES	SOLO	ASST.	TOTAL
Brooks	133	39	172
Quarles	91	72	163
Gold	70	50	120
Barber	84	27	111
D. Smith	83	21	104

SACKS		SPECIAL TEAM TACKLES	
Rice	12.0	Burns	23
Spikes	8.0	Howell	19
White	6.0	Ivy	17
Ahanotu	3.5	Nece	16
Quarles	3.5	Gooch	15
Barber	3.0	Cooper	11
Brooks	3.0	Allen	8
McFarland	3.0	Barber	6

BUCCANEERS	45.0
OPPONENTS	44.0

PUNTING	NO.	YDS.	AVG.	NET	TB	IN20	LG	BK
Bidwell	82	3,472	42.3	36.8	7	23	60	1
BUCCANEERS	83	3,472	41.8	36.8	7	23	60	1
OPPONENTS	87	3,867	44.4	40.2	8	34	81	0

PUNT RETURNS	RET.	FC	YDS.	AVG.	LONG	TD
Galloway	20	8	142	7.1	59t	1
Brown	6	12	48	8.0	14	0
BUCCANEERS	33	22	213	6.5	59t	1
OPPONENTS	31	24	279	9.0	53	0

KICKOFF RETURNS	NO.	YDS.	AVG.	LONG	TD
Cox	33	866	26.2	59	0
Murphy	8	208	26.0	54	0
Smart	8	167	20.9	27	0

BUCCANEERS	60	1,450	24.2	59	0
OPPONENTS	58	1,315	22.7	98t	1

USUAL STARTING LINEUP		DEFENSE:	
WR 80 Michael Clayton	LE 94 Greg Spikes		
LT 70 Derrick Deese	NT 91 Chartric Darby		
LG 78 Matt Stinchcomb	DE 92 Anthony McFarland		
C 76 John Wade/79 Sean Mahan	RE 97 Simeon Rice		
RG 60 Coasey Coleman	SLB 52 Ian Gold		
RT 67 Kenyatta Walker	MLB 53 Shelton Quarles		
TE 85 Ken Dilger	WLB 55 Derrick Brooks		
WR 84 Joey Galloway	LCB 20 Ronde Barber		
QB 8 Brian Griese	RCB 25 Brian Kelly		
FB 40 Mike Alstott	SS 26 Dwight Smith		
RB 32 Michael Pittman	FS 23 Jermaine Phillips		

DATE	W/L	SCORE	OPPONENT	ATT.
9/11	W	24-13	at Minnesota	63,939
9/18	W	19-3	BUFFALO	64,777
9/25	W	17-16	at Green Bay	70,518
10/2	W	17-13	DETROIT	64,994
10/9	L	12-14	at N.Y. Jets	77,852
10/16	W	27-13	MIAMI	65,168
10/30	L	10-15	at San Francisco	63,358
11/6	L	14-34	CAROLINA	65,014
11/13	W	36-35	WASHINGTON	65,421
11/20	W	30-27	at Atlanta	70,794
11/27	L	10-13	CHICAGO	65,506
12/4	W	10-3	at New Orleans	34,411
12/11	W	20-10	at Carolina	73,467
12/17	L	0-28	at New England	68,756
12/24	W	27-24 (ot)	ATLANTA	65,482
1/1	W	27-13	NEW ORLEANS	65,379

## PLAYOFFS

1/7	L	10-17	WASHINGTON	65,514
-----	---	-------	------------	--------

	BUCS	OPP
TOTAL FIRST DOWNS	268	254
Rushing	83	75
Passing	161	148
Penalty	24	31
3rd Down: Made/Att.	87/221 (39.4%)	75/214 (35.0%)
4th Down: Made/Att.	4/7 (57.1%)	7/18 (38.9%)
POSSESSION AVG.	30.45	29.15
TOTAL NET YARDS	4,716	4,444
Avg. Per Game	294.8	277.8
Total Plays	985	950
Avg. Per Play	4.8	4.7
NET YARDS RUSHING	1,826	1,515
Avg. Per Game	114.1	94.7
Total Rushes	457	438
NET YARDS PASSING	2,890	2,929
Avg. Per Game	180.6	183.1
Sacked/Yards Lost	41/281	36/229
Gross Yards	3,171	3,158
Att./Completions	487/303	476/275
Completion Pct.	62.2	57.8
Had Intercepted	14	17
PUNTS/AVERAGE	90/45.6	80/43.9
NET PUNTING AVERAGE	37.5	36.7
PENALTIES/YARDS	131/1085	108/830
FUMBLES/FUMBLES LOST	16/9	25/13
TD DOWNS	33	28
Rushing	13	10
Passing	17	15
Returns	3	3

BY QUARTERS	1	2	3	4	OT	TOT
BUCCANEERS	64	103	48	82	3	300
OPPONENTS	50	100	57	67	0	274

SCORING	TD	R	P	RT	PAT	2-PT.	FG	S	PTS
M. Bryant	0	0	0	0	31-31	0	21-25	0	94
Galloway	10	0	10	0	0-0	0	0-0	0	60
Alstott	7	6	1	0	0-0	1	0-0	0	44
Williams	6	6	0	0	0-0	0	0-0	0	36
Pittman	2	1	1	0	0-0	0	0-0	0	12
Smith	2	0	2	0	0-0	0	0-0	0	12
BUCCANEERS	33	13	17	3	32-32	1-1	22-27	1	300
OPPONENTS	28	10	15	3	26-27	1-1	26-33	0	274

FIELD GOALS	1-19	20-29	30-39	40-49	50+	LG
Bryant	0-0	2-4	8-8	10-11	1-2	50
France	0-0	1-1	0-0	0-1	0-0	28
BUCCANEERS	0-0	3-5	8-8	10-12	1-2	50
OPPONENTS	0-0	9-10	7-8	8-12	2-3	53

RUSHING	NO	YDS	AVG	LG	TD
Williams	290	1,178	4.1	71t	6
Pittman	70	436	6.2	64	1
Graham	28	83	3.0	16	0
Alstott	34	80	2.4	9	6
Simms	19	31	1.6	10	0
Griese	13	12	0.9	7	0
Galloway	2	4	2.0	4	0
Clayton	1	2	2.0	2	0
BUCCANEERS	457	1,826	4.0	71t	13
OPPONENTS	438	1,515	3.5	31	10

PASSING	ATT.	CMP.	YDS.	CMP%	YDS/ATT	TD	TD%	INT	INT%	LONG	SK/LOST	RTG
Simms	313	191	2,035	61.0	6.50	10	3.2	7	2.2	78t	29/205	81.4
Griese	174	112	1,136	64.4	6.53	7	4.0	7	4.0	80t	12/76	79.6
BUCCANEERS	487	303	3,171	62.2	6.51	17	3.5	14	2.9	80t	41/281	80.7
OPPONENTS	476	275	3,158	57.8	6.63	15	3.2	17	3.6	62	36/229	73.5

RECEIVING	NO	YDS	AVG	LG	TD
Galloway	83	1,287	15.5	80t	10
Smith	41	367	9.0	24	2
Pittman	36	300	8.3	41t	1
Hilliard	35	282	8.1	22	1
Clayton	32	372	11.6	41	0
Alstott	25	222	8.9	24	1
Williams	20	81	4.1	15	0
Becht	16	112	7.0	17	0
Cook	7	43	6.1	11	1
Shepherd	6	103	17.2	46	1
Moore	1	5	5.0	5	0
Simms	1	-3	-3.0	-3	0
BUCCANEERS	303	3,171	10.5	80t	17
OPPONENTS	275	3,158	11.5	62	15

INTERCEPTIONS	NO	YDS	AVG	LG	TD
Barber	5	105	21.0	42	0
Kelly	4	19	4.8	14	0
Allen	3	26	8.7	26	0
Bolden	2	46	23.0	28	0
Jackson	1	21	21.0	21	0
Rice	1	6	6.0	6	0
Brooks	1	0	0.0	0	0
BUCCANEERS	17	223	13.1	42	0
OPPONENTS	14	480	34.3	88t	2

TACKLES	SOLO	ASST.	TOTAL
Quarles	114	82	196
Brooks	110	64	174
Barber	98	22	120
Nece	48	56	104
Phillips	60	25	85

SACKS		SPECIAL TEAM TACKLES	
Rice	14.0	Pearson	25
Spires	4.0	Cook	23
Brooks	3.0	Cox	19
White	3.0	Ruud	18
Barber	2.0	Graham	18
McFarland	2.0	Cooper	16
Nece	2.0	Nece	15
Wyms	2.0	Allen	14

BUCCANEERS	36.0
OPPONENTS	41.0

PUNTING	NO	YDS	AVG	NET	TB	IN20	LG	BK
Bidwell	90	4,101	45.6	37.5	13	24	61	0
BUCCANEERS	90	4,101	45.6	37.5	13	24	61	0
OPPONENTS	80	3,509	43.9	36.7	4	18	62	0

PUNT RETURNS	RET	FC	YDS	AVG	LONG	TD
Jones	51	18	492	9.6	31	0
BUCCANEERS	51	18	492	9.6	31	0
OPPONENTS	49	16	466	9.5	44	0

KICKOFF RETURNS	RET	YDS	AVG	LONG	TD
Cox	24	464	19.3	30	0
Shepherd	20	414	20.7	30	0
Jones	5	95	19.0	24	0
Graham	4	74	18.5	22	0
Pittman	3	85	28.3	37	0
Smith	1	12	12.0	12	0
Alstott	1	2	2.0	2	0
Bradley	1	2	2.0	2	0
BUCCANEERS	59	1,148	19.5	37	0
OPPONENTS	63	1,368	21.7	94t	1

USUAL STARTING LINEUP	
OFFENSE:	DEFENSE:

USUAL STARTING LINEUP OFFENSE:			DEFENSE:		
WR	80	Michael Clayton	LE	94	Greg Spires
LT	69	Anthony Davis	NT	95	Chris Hovan
LG	72	Dan Buehning	DT	92	Anthony McFarland
C	76	John Wade	RE	97	Simeone Rice
RG	79	Sean Mahan	SLB	56	Ryan Nece
RT	67	Kenyatta Walker	MLB	53	Shelton Quarles
TE	88	Anthony Becht	WLB	55	Derrick Brooks
WR	84	Joey Galloway	LCB	25	Brian Kelly
QB	2	Chris Simms	RCB	20	Ronde Barber
FB/TE	40	Mike Alstott/	SS	23	Jermaine Phillips
	81	Alex Smith	FS	34	Dexter Jackson
RB	24	Carnell Williams			

## 2006

DATE	W/L	SCORE	OPPONENT	ATT.
9/10	L	0-27	BALTIMORE	65,087
9/17	L	3-14	at Atlanta	70,828
9/24	L	24-26	CAROLINA	65,423
10/8	L	21-24	at New Orleans	68,183
10/15	W	14-13	CINCINNATI	65,732
10/22	W	23-21	PHILADELPHIA	65,808
10/29	L	3-17	at N.Y. Giants	78,647
11/5	L	14-31	NEW ORLEANS	65,561
11/13	L	10-24	at Carolina	73,573
11/19	W	20-17	WASHINGTON	65,699
11/23	L	10-38	at Dallas	63,183
12/3	L	3-20	at Pittsburgh	59,843
12/10	L	6-17	ATLANTA	65,691
12/17	L	31-34 (ot)	at Chicago	62,260
12/24	W	22-7	at Cleveland	69,603
12/31	L	7-23	SEATTLE	65,660

	BUCS	OPP
TOTAL FIRST DOWNS	237	300
Rushing	82	108
Passing	133	174
Penalty	22	18
3rd Down: Made/Att	82/222 (36.9%)	82/217 (37.8%)
4th Down: Made/Att	4/16 (25.0%)	5/12 (41.7%)
POSSESSION AVG.	28.06	31.54
TOTAL NET YARDS	4,321	5,271
Avg. Per Game	270.1	329.4
Total Plays	972	1,015
Avg. Per Play	4.4	5.2
NET YARDS RUSHING	1,523	1,917
Avg. Per Game	95.2	119.8
Total Rushes	404	497
NET YARDS PASSING	2,798	3,354
Avg. Per Game	174.9	209.6
Sacked/Yards Lost	33/196	25/166
Gross Yards	2,994	3,520
Att./Completions	535/296	493/301
Completion Pct.	55.3	61.1
Had Intercepted	18	11
PUNTS/AVERAGE	93/43.5	81/41.6
NET PUNTING AVG.	93/36.8	81/35.3
PENALTIES/YARDS	87/732	83/658
FUMBLES/BALL LOST	27/14	25/9
TOUCHDOWNS	23	41
Rushing	6	11
Passing	14	26
Returns	3	4

BY QUARTERS	1	2	3	4	OT	TOT
BUCCANEERS	30	53	58	70	0	211
OPPONENTS	82	89	95	84	3	353

SCORING	TD	R	P	RT	PAT	2-PT.	FG	S	PTS
M. Bryant	0	0	0	0	22-23	0	17-22	0	73
Galloway	7	0	7	0	0-0	0	0-0	0	42
Alstott	3	3	0	0	0-0	0	0-0	0	18
Smith	3	0	3	0	0-0	0	0-0	0	18
Barber	2	0	0	2	0-0	0	0-0	0	12
Hilliard	2	0	2	0	0-0	0	0-0	0	12
BUCCANEERS	23	6	14	3	22-23	0	17-22	0	211
OPPONENTS	41	11	26	4	41-41	0	22-30	0	353

FIELD GOALS	1-19	20-29	30-39	40-49	50+	LG
M. Bryant	0-0	8-8	3-3	5-9	1-2	62
BUCCANEERS	0-0	8-8	3-3	5-9	1-2	62
OPPONENTS	0-0	7-7	6-12	6-7	3-4	51

RUSHING	NO	YDS	AVG	LG	TD
C. Williams	225	798	3.5	38	1
Pittman	50	245	4.9	32	1
Alstott	60	171	2.9	17	3
Gradkowski	41	161	3.9	14	0
Graham	11	9	5.4	17	0
Clayton	5	41	8.2	27	0
Stovall	2	29	14.5	18	0
Galloway	2	9	4.5	7	0
BUCCANEERS	404	1,523	3.8	38	6
OPPONENTS	497	1,917	3.9	57	11

PASSING	ATT.	CMP.	YDS.	CMP%	YDS/ATT	TD	TD%	INT	INT%	LONG	SK/LOST	RTG
Gradkowski	328	177	1,661	54.0	5.06	9	2.7	9	2.7	53	25/146	65.9
Simms	106	58	585	54.7	5.52	1	0.9	7	6.6	55	4/32	46.3
Rattay	101	61	748	60.4	7.41	4	4.0	2	2.0	64t	4/18	88.2
BUCCANEERS	535	296	2,994	55.3	5.60	14	2.6	18	3.4	64t	33/196	66.2
OPPONENTS	493	301	3,520	61.1	7.14	26	5.3	11	2.2	52t	25/166	91.0

## RECORD: 4-12 HEAD COACH: JON GRUDEN

RECEIVING	NO	YDS	AVG	LG	TD
Galloway	62	1,057	17.0	64t	7
Pittman	47	405	8.6	25	0
Smith	35	250	7.1	27	3
Hilliard	34	339	10.0	44t	2
Clayton	33	356	10.8	27	1
C. Williams	30	196	6.5	21	0
Alstott	21	85	4.0	18	0
Becht	18	115	6.4	13	1
Stovall	7	102	14.6	27	0
Warren	5	63	12.6	26	0

BUCCANEERS	296	2,994	10.1	64t	14
OPPONENTS	301	3,520	11.7	52t	26

INTERCEPTIONS	NO	YDS	AVG	LG	TD
Barber	3	103	34.3	66t	2
Brooks	3	51	17.0	21t	1
Phillips	2	45	22.5	29	0
Buchanan	2	0	0.0	0	0
Bolden	1	27	27.0	27	0

BUCCANEERS	11	226	20.5	66t	3
OPPONENTS	18	280	15.6	60t	1

TACKLES	SOLO	ASST.	TOTAL
Brooks	98	52	150
Quarles	70	66	136
Phillips	87	37	124
Barber	83	25	108
Nece	52	41	93

SACKS	SPECIAL TEAM TACKLES			
Spires	5.0	Cox		20
White	5.0	Graham		20
Wyms	5.0	Adams		19
Quarles	2.5	Cash		17
Hovan	2.0	Mallard		15

BUCCANEERS	25.0			
OPPONENTS	33.0			

PUNTING	NO	YDS	AVG	NET	TB	IN20	LG	BK
Bidwell	93	4,045	43.5	36.8	7	20	59	0

BUCCANEERS	93	4,045	43.5	36.8	7	20	59	0
OPPONENTS	81	3,373	41.6	35.3	8	25	58	0

PUNT RETURNS	RET	FC	YDS	AVG	LONG	TD
Hilliard	24	3	163	6.8	16	0
Jones	20	4	155	7.8	18	0
Buchanan	6	2	16	2.7	8	0

BUCCANEERS	54	9	353	6.5	18	0
OPPONENTS	50	16	487	9.7	65t	1

KICKOFF RETURNS	RET	YDS	AVG	LONG	TD
Pittman	39	867	22.2	37	0
Cox	18	387	21.5	44	0

BUCCANEERS	61	1,307	21.4	44	0
OPPONENTS	46	846	18.4	34	0

USUAL STARTING LINEUP	DEFENSE:
WR 80 Michael Clayton	LE 94 Greg Spires
LT 69 Anthony Davis	NT 95 Chris Hovan
LG 79 Sean Mahan/	DT 96 Ellis Wyms
72 Dan Bueninging	RE 97 Simeon Rice/
C 76 John Wade	90 Dewayne White
RG 75 Davin Joseph	OLB 56 Ryan Nece
RT 65 Jeremy Trueblood	MLB 53 Shelton Quarles
TE 88 Anthony Becht	OLB 55 Derrick Brooks
WR 84 Joey Galloway	LCB 21 Juran Bolden
QB 7 Bruce Gradkowski	RCB 20 Ronde Barber
FB 40 Mike Alstott	SS 23 Jermaine Phillips
RB 24 Carnell Williams	FS 26 Will Allen



DATE	W/L	SCORE	OPPONENT	ATT.
9/09	L	6-20	at Seattle	68,044
9/16	W	31-14	NEW ORLEANS	65,178
9/23	W	24-3	ST. LOUIS	65,267
9/30	W	20-7	at Carolina	73,707
10/07	L	14-33	at Indianapolis	57,202
10/14	W	13-10	TENNESSEE	65,347
10/21	L	16-23	at Detroit	60,442
10/28	L	23-24	JACKSONVILLE	65,133
11/04	W	17-10	ARIZONA	65,267
11/18	W	31-7	at Atlanta	69,480
11/25	W	19-13	WASHINGTON	65,596
12/02	W	27-23	at New Orleans	70,009
12/09	L	14-28	at Houston	70,237
12/16	W	37-3	ATLANTA	65,133
12/23	L	19-21	at San Francisco	68,193
12/30	L	23-31	CAROLINA	65,609

## PLAYOFFS

1/6	L	14-24	N.Y. GIANTS	65,621
-----	---	-------	-------------	--------

	BUCS	OPP
TOTAL FIRST DOWNS	281	258
Rushing	98	93
Passing	162	158
Penalty	21	7
3rd Down: Made/Att	82/213 (38.5%)	92/224 (41.1%)
4th Down: Made/Att	5/13 (38.5%)	9/16 (56.3%)
POSSESSION AVG.	30:27	29:33
TOTAL NET YARDS	5,229	4,454
Avg. Per Game	326.8	278.4
Total Plays	975	977
Avg. Per Play	5.4	4.6
NET YARDS RUSHING	1,872	1,726
Avg. Per Game	117.0	107.9
Total Rushes	449	454
NET YARDS PASSING	3,357	2,728
Avg. Per Game	209.8	170.5
Sacked/Yards Lost	36/222	33/207
Gross Yards	3,579	2,935
Att./Completions	490/316	490/297
Completion Pct.	64.5	60.6
Had Intercepted	8	16
PUNTS/AVERAGE	78/43.4	83/43.5
NET PUNTING AVG.	78/37.2	83/38.3
PENALTIES/YARDS	81/614	86/706
FUMBLES/BALL LOST	18/12	31/19
TOUCHDOWNS	36	32
Rushing	15	11
Passing	18	18
Returns	3	3

BY QUARTERS	1	2	3	4	OT	TOT
BUCCANEERS	84	109	72	69	0	334
OPPONENTS	51	66	55	98	0	270

SCORING	TD	R	P	RT	PAT	2-PT.	FG	S	PTS
Bryant	0	0	0	0	34/34	0	28/33	0	118
Graham	10	10	0	0	0-0	0	0-0	0	60
Galloway	6	0	6	0	0-0	0	0-0	0	36
Stevens	4	0	4	0	0-0	0	0-0	0	24
A. Smith	3	0	3	0	0-0	0	0-0	0	18
Williams	3	3	0	0	0-0	0	0-0	0	18
BUCCANEERS	36	15	18	3	34/34	0	28/33	0	334
OPPONENTS	32	11	18	3	31/32	0	15/18	1	270

RUSHING	NO	YDS	AVG	LG	TD
Graham	222	898	4.0	28t	10
Pittman	68	286	4.2	29	0
M. Bennett	41	189	4.6	28	1
Williams	54	208	3.9	20	3
McCown	12	117	9.8	31	0
Garcia	35	116	3.3	21	1
Clayton	5	22	4.4	20	0
Gradkowski	7	20	2.9	13	0
Darby	2	9	4.5	7	0
Hilliard	1	6	6.0	6	0
Galloway	1	1	1.0	1	0
Crockett	1	0	0.0	0	0
BUCCANEERS	449	1,872	4.2	31	15
OPPONENTS	454	1,726	3.8	32t	11

PASSING	ATT.	CMP.	YDS.	CMP%	YDS/ATT	TD	TD%	INT	INT%	LONG	SK/LOST	RTG
Garcia	327	209	2,440	63.9	7.46	13	4.0	4	1.2	69t	19/104	94.6
McCown	139	94	1,009	67.6	7.26	5	3.6	3	2.2	60	15/104	91.7
Gradkowski	24	13	130	54.2	5.42	0	0.0	1	4.2	20	2/14	52.4
BUCCANEERS	490	316	3,579	64.5	7.30	18	3.7	8	1.6	69t	36/222	91.7
OPPONENTS	490	297	2,935	60.6	5.99	18	3.7	16	3.3	58	33/207	76.2

RECEIVING	NO	YDS	AVG	LG	TD
Hilliard	62	722	11.6	56	1
Galloway	57	1014	17.8	69t	6
Graham	49	324	6.6	21	0
A. Smith	32	385	12.0	33	3
Pittman	26	191	7.3	16	0
Clayton	22	301	13.7	39	0
Stevens	18	189	10.5	24t	4
Askw	18	175	9.7	22	0
M. Bennett	5	54	10.8	23t	1
Stovall	10	86	8.6	13	1
C. Lucas	5	82	16.4	52	0
Becht	5	20	4.0	9	2
Williams	3	17	5.7	8	0
Darby	2	16	8.0	9	0
Storer	2	3	1.5	2	0

BUCCANEERS	316	3,579	11.3	69t	18
OPPONENTS	297	2,935	9.9	58	18

INTERCEPTIONS	NO	YDS	AVG	LG	TD
Phillips	4	2	0.5	2	0
Buchanan	3	22	7.3	19	0
Barber	2	32	16.0	29t	1
Jackson	2	26	13.0	26	0
Ruud	2	7	3.5	5	0
Kelly	2	0	0.0	0	0
June	1	0	0.0	0	0

BUCCANEERS	16	89	5.6	29t	1
OPPONENTS	8	167	20.9	62	2

TACKLES	SOLO	ASST.	TOTAL
Ruud	99	70	169
Brooks	112	50	162
June	75	45	120
Phillips	75	45	120
Haye	86	11	97
Hovan	78	17	95

SACKS		SPECIAL TEAM TACKLES	
White	8.0	Pearson	21
Adams	6.0	Stovall	18
Haye	6.0	Black	17
Carter	3.0	Nece	16
Snires	2.0	Allen	15

BUCCANEERS	33.0
OPPONENTS	36.0

PUNTING	NO	YDS	AVG	NET	TB	IN20	LG	BK
Bidwell	77	3,382	43.9	37.2	10	30	61	1
BUCCANEERS	78	3,382	43.4	37.2	10	30	61	1
OPPONENTS	83	3,613	43.5	38.3	5	26	76	0

PUNT RETURNS	RET	FC	YDS	AVG	LONG	TD
Buchanan	16	0	55	3.4	24	0
Hilliard	15	4	92	6.1	20	0
Jones	12	6	143	11.9	35	0

BUCCANEERS	50	13	334	6.7	35	0
OPPONENTS	38	11	280	7.4	56	0

KICKOFF RETURNS	RET	YDS	AVG	LONG	TD
Spurlock	16	444	27.8	90t	1
Jones	10	286	28.6	36	0
Clayton	8	172	21.5	26	0

BUCCANEERS	48	1,119	23.3	90t	1
OPPONENTS	68	1,328	19.5	97t	1

FIELD GOALS	1-19	20-29	30-39	40-49	50+	LG
Bryant	0/0	11/12	11/11	6/7	0/3	49

BUCCANEERS	0/0	11/12	11/11	6/7	0/3	49
OPPONENTS	1/1	3/3	5/6	6/8	0/0	48

USUAL STARTING LINEUP	DEFENSE:
WR 19 Ike Hilliard	LE 93 Kevin Carter
LT 70 Donald Penn	NT 95 Chris Hovan
LG 78 Arron Sears	DT 71 Jovan Haye
C 76 John Wade	RE 90 Gaines Adams
RT 75 Davin Joseph	OLB 59 Calo June
RG 65 Jeremy Trueblood	MLB 51 Barrett Ruud
TE 81 Alex Smith	OLB 55 Derrick Brooks
WR 84 Joey Galloway	LCB 31 Phillip Buchanan
QB 7 Jeff Garcia	RCB 20 Ronde Barber
FB 35 B.J. Askw	SS 23 Jermaine Phillips
RB 34 Earnest Graham	FS 28 Tanard Jackson



## 2008

## RECORD: 9-7 HEAD COACH: JON GRUDEN

DATE	W/L	SCORE	OPPONENT	ATT.
9/7	L	20-24	at New Orleans	69,881
9/14	W	24-9	ATLANTA	63,611
9/21	W	27-24 (ot)	at Chicago	62,051
9/28	W	30-21	GREEN BAY	64,122
10/5	L	13-16	at Denver	75,480
10/12	W	27-3	CAROLINA	64,211
10/19	W	20-10	SEATTLE	64,811
10/26	L	9-13	at Dallas	63,254
11/2	W	30-27 (ot)	at Kansas City	74,045
11/16	W	19-13	MINNESOTA	65,278
11/23	W	38-20	at Detroit	49,096
11/30	W	23-20	NEW ORLEANS	64,430
12/8	L	23-38	at Carolina	74,113
12/14	L	10-13 (ot)	at Atlanta	65,045
12/21	L	24-41	SAN DIEGO	64,778
12/28	L	24-31	OAKLAND	64,847

	BUCS	OPP
TOTAL FIRST DOWNS	298	259
Rushing	100	87
Passing	184	153
Penalty	14	19
3rd Down: Made/Att	88/229	81/214
3rd Down Pct.	38.4	37.9
4th Down: Made/Att	10/18	5/13
4th Down Pct.	55.6	38.5
POSSESSION AVG.	31.23	28.37
TOTAL NET YARDS	5,456	4,898
Avg. Per Game	341.0	306.1
Total Plays	1,045	945
Avg. Per Play	5.2	5.2
NET YARDS RUSHING	1,837	1,901
Avg. Per Game	114.8	118.8
Total Rushes	451	441
NET YARDS PASSING	3,619	2,997
Avg. Per Game	226.2	187.3
Sacked/Yards Lost	32/169	29/190
Gross Yards	3,788	3,187
Attempts/Completions	562/355	475/276
Completion Pct.	63.2	58.1
Had Intercepted	13	22
PUNTS/AVERAGE	77/44.5	81/43.6
NET PUNTING AVG.	37.6	35.4
PENALTIES/YARDS	95/834	88/660
FUMBLES/BALL LOST	21/13	16/8
TOUCHDOWNS	38	34
Rushing	13	8
Passing	18	23
Returns	7	3

BY QUARTERS	1	2	3	4	OT	TOT
BUCCANEERS	61	112	86	96	6	361
OPPONENTS	77	86	51	106	3	323

SCORING	TD	R	P	RT	PAT	2-PT.	FG	S	PTS
M. Bryant	0	0	0	0	35/36	0	32/38	0	131
A. Bryant	7	0	7	0	0/0	0	0/0	0	42
E. Graham	4	4	0	0	0/0	0	0/0	0	24
I. Hilliard	4	0	4	0	0/0	0	0/0	0	24
C. Williams	4	4	0	0	0/0	0	0/0	0	24
A. Smith	3	0	3	0	0/0	1	0/0	0	20
BUCCANEERS	38	13	18	7	35/36	1	32/38	0	361
OPPONENTS	34	8	23	3	33/33	1	28/30	0	323

RUSHING	NO	YDS	AVG	LG	TD
W. Dunn	186	786	4.2	40	2
E. Graham	132	563	4.3	68t	4
C. Williams	63	233	3.7	28	4
J. Garcia	35	148	4.2	20	1
C. Smith	8	40	5.0	10	0
A. Bryant	2	22	11.0	13	0
L. McCown	3	15	5.0	12	0
B. Askew	7	14	2.0	3	2
M. Bennett	7	12	1.7	4	0
M. Clayton	2	5	2.5	4	0
I. Hilliard	1	0	0.0	0	0
B. Griese	5	-1	-0.2	3	0
BUCCANEERS	451	1,837	4.1	68t	13
OPPONENTS	441	1,901	4.3	67t	8

PASSING	ATT.	CMP.	YDS.	CMP%	YDS/ATT
J. Garcia	376	244	2712	64.9	7.21
B. Griese	184	110	1073	59.8	5.83
E. Graham	1	1	3	100.0	3.00
L. McCown	1	0	0	0.0	0.00
BUCCANEERS	562	355	3,788	63.2	6.74
OPPONENTS	475	276	3,187	58.1	6.71

RECEIVING	NO	YDS	AVG	LG	TD
A. Bryant	83	1,248	15.0	71t	7
I. Hilliard	47	424	9.0	36t	4
W. Dunn	47	330	7.0	36	0
M. Clayton	38	484	12.7	58t	1
J. Stevens	36	397	11.0	31	2
E. Graham	23	174	7.6	24	0
A. Smith	21	250	11.9	34	3
J. Gilmore	15	147	9.8	36	1
J. Galloway	13	138	10.6	22	0
B. Askew	13	66	5.1	18	0
C. Williams	7	43	6.1	25	0
C. Smith	4	24	6.0	13	0
M. Stovall	3	25	8.3	9	0
J. Cook	3	24	8.0	12	0
B. Clark	1	12	12.0	12	0
M. Bennett	1	2	2.0	2	0

BUCCANEERS	355	3,788	10.7	71t	18
OPPONENTS	276	3,187	11.5	84t	23

INTERCEPTIONS	NO	YDS	AVG	LG	TD
R. Barber	4	69	17.3	65t	1
A. Talib	4	32	8.0	19	0
J. Phillips	3	72	24.0	58	0
S. Piscitelli	2	106	53.0	84	0
G. Adams	2	50	25.0	45t	1
P. Buchanon	2	33	16.5	26t	1
B. Ruud	2	10	5.0	10	0
T. Jackson	1	25	25.0	25	0
C. June	1	1	1.0	1	0
D. Brooks	1	-2	-2.0	-2	0

BUCCANEERS	22	396	18.0	84	3
OPPONENTS	13	233	17.9	62t	2

TACKLES	SOLO	ASST.	TOTAL
B. Ruud	130	48	178
D. Brooks	64	47	111
C. June	68	36	104
T. Jackson	68	34	102
R. Barber	70	30	100

SACKS		SPECIAL TEAM TACKLES	
G. Adams	6.5	Q. Black	24
G. White	5.0	W. Allen	21
J. Wilkerson	5.0	T. Jackson	18
K. Carter	4.0	E. Mack	12
B. Ruud	3.0	A. Hayward	12

BUCCANEERS	29.0
OPPONENTS	32.0

PUNTING	NO	YDS	AVG	NET	TB	IN20	LG	BK
J. Bidwell	77	3,426	44.5	37.6	7	27	64	0

BUCCANEERS	77	3,426	44.5	37.6	7	27	64	0
OPPONENTS	81	3,528	43.6	35.4	11	15	70	2

PUNT RETURNS	RET	FC	YDS	AVG	LONG	TD
C. Smith	23	4	324	14.1	70t	1
D. Jackson	20	0	97	4.9	19	0

BUCCANEERS	47	11	440	9.4	70t	1
OPPONENTS	39	10	392	10.1	43	0

KICKOFF RETURNS	RET	YDS	AVG	LONG	TD
C. Smith	36	992	27.6	97t	1
D. Jackson	14	327	23.4	45	0

BUCCANEERS	60	1,486	24.8	97t	1
OPPONENTS	74	1,542	20.8	61	0

FIELD GOALS	1-19	20-29	30-39	40-49	50+	LG
M. Bryant	0/0	12/12	15/15	5/8	0/3	49

BUCCANEERS	0/0 <th>12/12</th> <th>15/15</th> <th>5/8</th> <th>0/3<th>49</th></th>	12/12	15/15	5/8	0/3 <th>49</th>	49
OPPONENTS	0/0 <th>10/10</th> <th>8/9<th>8/9<th>2/2<th>57</th></th></th></th>	10/10	8/9 <th>8/9<th>2/2<th>57</th></th></th>	8/9 <th>2/2<th>57</th></th>	2/2 <th>57</th>	57

USUAL STARTING LINEUP		
OFFENSE:		DEFENSE:
WR 80 Michael Clayton	LE	93 Kevin Carter
LT 70 Donald Penn	NT	95 Chris Hovan
LG 78 Arron Sears	DT	71 Jovan Hays
C 52 Jeff Faine	RE	90 Gaines Adams
RG 75 Davin Joseph	OLB	59 Cato June
RT 65 Jeremy Trueblood	MLB	51 Barrett Ruud
TE 81 Alex Smith	OLB	55 Derrick Brooks
TE 88 John Gilmore	LCB	31 Phillip Buchanon
WR 89 Antonio Bryant	RCB	20 Ronde Barber
QB 7 Jeff Garcia	SS	23 Jermaine Phillips
RB 34 Earnest Graham	FS	36 Tanard Jackson

PASSING	ATT.	CMP.	YDS.	CMP%	YDS/ATT	TD	TD%	INT	INT%	LONG	SKYLOST	RTG
J. Garcia	376	244	2712	64.9	7.21	12	3.2	6	1.6	71t	23/100	90.2
B. Griese	184	110	1073	59.8	5.83	5	2.7	7	3.8	38	9/69	69.4
E. Graham	1	1	3	100.0	3.00	1	100.0	0	0.0	3t	0/0	118.8
L. McCown	1	0	0	0.0	0.00	0	0.0	0	0.0	-	0/0	39.6
BUCCANEERS	562	355	3,788	63.2	6.74	18	3.2	13	2.3	71t	32/169	83.8
OPPONENTS	475	276	3,187	58.1	6.71	23	4.8	22	4.6	84t	29/190	75.3

DATE	W/L	SCORE	OPPONENT	ATT.
9/13	L	21-34	DALLAS	63,806
9/20	L	20-33	at Buffalo	70,318
9/27	L	0-24	N.Y. GIANTS	63,689
10/4	L	13-16	at Washington	86,412
10/11	L	14-33	at Philadelphia	69,144
10/18	L	21-28	CAROLINA	62,422
10/25	L	7-35	NEW ENGLAND (London)	84,254
11/8	W	38-28	Green Bay	62,994
11/15	L	23-25	at Miami	66,085
11/22	L	7-38	New Orleans	62,720
11/29	L	17-20	at Atlanta	67,029
12/6	L	6-16	at Carolina	72,455
12/13	L	3-26	N.Y. Jets	62,731
12/20	W	24-7	at Seattle	67,011
12/27	W	20-17 (ot)	at New Orleans	70,021
1/3	L	10-20	Atlanta	62,578

	BUCS	OPP
TOTAL FIRST DOWNS	246	324
Rushing	80	129
Passing	148	171
Penalty	18	24
3rd Down: Made/Att	71/218 (32.6%)	86/214 (40.2%)
4th Down: Made/Att	9/22 (40.9%)	9/15 (60.0%)
POSSESSION AVG.	28.31	31.29
TOTAL NET YARDS	4,600	5,849
Avg. Per Game	287.5	365.6
Total Plays	961	1039
Avg. Per Play	4.8	5.6
NET YARDS RUSHING	1,627	2,531
Avg. Per Game	101.7	158.2
Total Rushes	404	529
NET YARDS PASSING	2,973	3,318
Avg. Per Game	185.8	207.4
Sacked/Yards Lost	33/161	28/166
Gross Yards	3,134	3,484
Attempts/Completions	524/279	482/301
Completion Pct.	53.2%	62.4%
Had Intercepted	29	19
PUNTS/AVERAGE	87/41.7	72/42.8
NET PUNTING AVG.	36.3	35.3
PENALTIES/YARDS	93/696	80/731
FUMBLES/BALL LOST	25/5	18/10
TOUCHDOWNS	28	46
Rushing	5	16
Passing	18	28
Returns	5	2

BY QUARTERS	1	2	3	4	OT	TOT
BUCCANEERS	34	73	38	96	3	244
OPPONENTS	108	118	74	100	0	400

SCORING	TD	R	P	RT	PAT	2-PT.	FG	S	PTS
C. Barth	0	0	0	0	12/12	0	14/19	0	54
C. Williams	7	4	3	0	0/0	0	0/0	0	42
K. Winslow	5	0	5	0	0/0	0	0/0	0	30
A. Bryant	4	0	4	0	0/0	0	0/0	0	24
D. Ward	3	1	2	0	0/0	0	0/0	0	18
S. Stroughter	2	0	1	1	0/0	0	0/0	0	12
T. Jackson	2	0	0	2	0/0	0	0/0	0	12
M. Nugent	0	0	0	0	6/6	0	2/6	0	12

BUCCANEERS	28	5	18	5	24/24	2	16/26	0	244
OPPONENTS	46	16	28	2	44/46	0	26/32	1	400

FIELD GOALS	1-19	20-29	30-39	40-49	50+	LG
C. Barth	0/0	2/2	4/6	5/7	3/4	54
M. Nugent	0/0	1/1	1/2	0/3	0/0	37
S. Andrus	0/0	0/0	0/0	0/1	0/0	-

BUCCANEERS	0/0	3/3	5/8	5/11	3/4	54
OPPONENTS	0/0	9/10	6/7	10/13	1/2	51

RUSHING	NO	YDS	AVG	LG	TD
C. Williams	211	823	3.9	35	4
D. Ward	114	409	3.6	28	1
J. Freeman	30	161	5.4	20	0
J. Johnson	22	148	6.7	29	0
E. Graham	14	66	4.7	17	0
C. Smith	4	7	1.8	4	0
K. Winslow	1	7	7.0	7	0
B. Leftwich	6	6	1.0	4	0

BUCCANEERS	404	1,627	4.0	35	5
OPPONENTS	529	2,531	4.8	45	16

PASSING	ATT.	CMP.	YDS.	CMP%	YDS/ATT
J. Freeman	290	158	1,855	54.5%	6.4
J. Johnson	125	63	685	50.4%	5.5
B. Leftwich	107	58	594	54.2%	5.6
M. Clayton	1	0	0	0.0%	0.0
D. Johnson	1	0	0	0.0%	0.0

BUCCANEERS	524	279	3,134	53.2%	6.0
OPPONENTS	482	301	3,484	62.4%	7.2

RECEIVING	NO	YDS	AVG	LG	TD
K. Winslow	77	884	11.5	421	5
A. Bryant	39	600	15.4	421	4
S. Stroughter	31	334	10.8	35	1
C. Williams	28	217	7.8	221	3
M. Stovall	24	366	15.3	38	1
D. Ward	20	150	7.5	38	2
M. Clayton	16	230	14.4	47	1
J. Stevens	15	130	8.7	17	1
E. Graham	14	109	7.8	16	0
B. Clark	6	65	10.8	17	0
J. Gilmore	3	23	7.7	9	0
C. Smith	2	4	2.0	3	0
B. Askew	2	3	1.5	4	0
D. Penn	1	15	15.0	15	0
C. Pressley	1	2	2.0	2	0
J. Freeman	0	1	0	1	0
J. Zuttah	0	1	0	1	0

BUCCANEERS	279	3,134	11.2	47	18
OPPONENTS	301	3,484	11.6	80t	28

INTERCEPTIONS	NO	YDS	AVG	LG	TD
A. Talib	5	99	19.8	32	0
T. Jackson	5	86	17.2	35t	2
E. Mack	3	36	12.0	36	0
G. Hayes	2	21	10.5	20	0
S. Piscitelli	2	7	3.5	4	0
B. Ruud	1	23	23.0	21	0
Q. Black	1	3	3.0	3	0

BUCCANEERS	19	275	14.5	36	2
OPPONENTS	29	492	17.0	76t	2

TACKLES	SOLO	ASST.	TOTAL
B. Ruud	122	83	205
G. Hayes	90	46	136
R. Barber	67	26	93
Q. Black	58	35	93
S. Piscitelli	71	20	91

SACKS		SPECIAL TEAM TACKLES	
S. White	6.5	N. Koutouvides	18
J. Wilkerson	6.0	T. Cox	17
T. Crowder	3.5	A. Hayward	15
G. Hayes	3.0	Q. Black	14
R. Barber	2.0	B. Clark	13
R. Miller	2.0	M. Stovall	8

BUCCANEERS	28.0
OPPONENTS	33.0

PUNTING	NO	YDS	AVG	NET	TB	IN20	LG	BK
D. Johnson	62	2,558	41.3	36.7	3	16	63	0
S. Paulescu	24	1,022	42.6	35.5	5	8	61	0
C. Barth	1	46	46.0	28.0	0	0	46	0

BUCCANEERS	87	3,626	41.7	36.3	8	24	63	0
OPPONENTS	70	3,083	42.8	35.3	4	22	63	2

PUNT RETURNS	RET	FC	YDS	AVG	LONG	TD
C. Smith	23	8	232	10.1	21	0
S. Stroughter	12	0	119	9.9	33	0
M. Spurlock	3	0	90	30.0	77t	1

BUCCANEERS	40	10	462	11.6	77t	1
OPPONENTS	38	17	311	8.2	34	0

KICKOFF RETURNS	RET	YDS	AVG	LONG	TD
C. Smith	31	902	29.1	83	0
S. Stroughter	11	324	29.5	97t	1
M. Spurlock	8	170	21.3	32	0
BUCCANEERS	62	1,630	26.3	97t	1
OPPONENTS	46	878	19.1	37	0

USUAL STARTING LINEUP	DEFENSE:
WR 80 Michael Clayton	LE 97 Jimmy Wilkerson
LT 70 Donald Penn	DT 95 Chris Hovan
LG 76 Jeremy Zuttah	DT 98 Ryan Sims
C 52 Jeff Faine	RE 91 Stylez G. White
RG 75 Davin Joseph	OLB 58 Quincy Black
RT 65 Jeremy Trueblood	MLB 51 Barrett Ruud
TE 82 Kellen Winslow	OLB 54 Geno Hayes
TE 86 Jerramy Stevens	LCB 25 Aqib Talib
WR 89 Antonio Bryant	RCB 20 Ronde Barber
QB 5 Josh Freeman	SS 21 Sabby Piscitelli
RB 24 Carnell Williams	FS 36 Tanard Jackson

	TD	3-PT.	INT	INT%	LONG	SK/LOST	RTG
J. Freeman	10	3.4%	18	6.2%	42t	20/102	59.8
J. Johnson	4	3.2%	8	6.4%	35	11/59	50.9
B. Leftwich	4	3.7%	3	2.8%	47	2/0	71.2
M. Clayton	0	0.0%	0	0.0%	0	0/0	39.6
D. Johnson	0	0.0%	0	0.0%	0	0/0	39.6

BUCCANEERS	18	3.4%	29	5.5%	47	33/161	59.8
OPPONENTS	28	5.8%	19	3.9%	80t	28/166	87.2

## 2010

DATE	W/L	SCORE	OPPONENT	ATT.
9/12	W	17-14	CLEVELAND	47,211
9/19	W	20-7	at Carolina	72,577
9/26	L	13-38	PITTSBURGH	61,036
10/10	W	24-21	at Cincinnati	63,888
10/17	L	6-31	NEW ORLEANS	51,759
10/24	W	18-17	ST. LOUIS	42,020
10/31	W	38-35	at Arizona	61,857
11/7	L	21-27	at Atlanta	67,266
11/14	W	31-16	CAROLINA	44,264
11/21	W	21-0	at San Francisco	69,732
11/28	L	10-17	at Baltimore	70,989
12/5	L	24-28	ATLANTA	53,955
12/12	W	17-16	at Washington	66,124
12/19	L	20-23 (ot)	DETROIT	47,692
12/26	W	38-15	SEATTLE	46,576
1/2	W	23-13	at New Orleans	70,068

	BUCS	OPP
TOTAL FIRST DOWNS	288	307
Rushing	97	118
Passing	172	171
Penalty	19	18
3rd Down: Made/Att	89/211 (42.2%)	92/213 (43.2%)
4th Down: Made/Att	10/14 (71.4%)	9/17 (52.9%)
POSSESSION AVG.	30.39	29.21
TOTAL NET YARDS	5,362	5,323
Avg. Per Game	335.1	332.7
Total Plays	955	991
Avg. Per Play	5.6	5.4
NET YARDS RUSHING	2,001	2,107
Avg. Per Game	125.1	131.7
Total Rushes	431	444
NET YARDS PASSING	3,361	3,216
Avg. Per Game	210.1	201.0
Sacked/Yards Lost	30/203	26/143
Gross Yards	3,564	3,359
Attempts/Completions	494/306	521/307
Completion Pct.	61.9%	58.9%
Had Intercepted	6	19
PUNTS/AVERAGE	76/40.2	72/40.5
NET PUNTING AVG.	35.5	35.9
PENALTIES/YARDS	100/837	79/676
FUMBLES/BALL LOST	24/13	17/9
TOUCHDOWNS	39	38
Rushing	9	12
Passing	26	23
Returns	4	3

BY QUARTERS	1	2	3	4	OT	TOT
BUCCANEERS	43	127	70	101	0	341
OPPONENTS	73	126	53	63	3	318

SCORING	TD	R	P	RT	PAT	2-PT.	FG	S	PTS
C. Barth	0	0	0	0	36/36	0	23/28	0	105
M. Williams	11	0	11	0	0/0	0	0/0	0	66
L. Blount	6	6	0	0	0/0	0	0/0	0	36
K. Winslow	5	0	5	0	0/0	0	0/0	0	30
C. Williams	3	2	1	0	0/0	0	0/0	0	18
M. Spurlock	3	0	2	1	0/0	0	0/0	0	18
A. Benn	2	0	2	0	0/0	0	0/0	0	12
E. Graham	2	1	1	0	0/0	0	0/0	0	12

BUCCANEERS	39	9	26	4	36/36	1	23/28	0	341
OPPONENTS	38	12	23	3	35/35	2	17/21	0	318

FIELD GOALS	1-19	20-29	30-39	40-49	50+	LG
C. Barth	0/0	6/6	10/10	6/10	1/2	53

BUCCANEERS	0/0	6/6	10/10	6/10	1/2	53
OPPONENTS	0/0	6/7	5/7	6/6	0/1	48

RUSHING	NO	YDS	AVG	LG	TD
L. Blount	201	1,007	5.0	53	6
C. Williams	125	437	3.5	45t	2
J. Freeman	68	364	5.4	33	0
E. Graham	20	99	5.0	61	1
J. Johnson	4	39	9.8	14	0
A. Benn	6	35	5.8	17	0
K. Huggins	4	11	2.8	7	0
P. Parker	1	7	7.0	7	0
S. Stroughter	1	2	2.0	2	0
K. Lumpkin	1	0	0.0	0	0
BUCCANEERS	431	2,001	4.6	61	9
OPPONENTS	444	2,107	4.7	54	12

PASSING	ATT.	CMP.	YDS.	CMP%	YDS/ATT	TD	TD%	INT	INT%	LONG	SK/LOST	RTG
J. Freeman	474	291	3,451	61.4%	7.3	25	5.3%	6	1.3%	64	28/195	95.9
J. Johnson	16	14	111	87.5%	6.9	0	0.0%	0	0.0%	22	2/8	95.6
E. Graham	1	1	2	100.0%	2.0	1	100.0%	0	0.0%	2t	0/0	118.8
M. Spurlock	3	0	0	0.0%	0.0	0	0.0%	0	0.0%	0	0/0	39.6
BUCCANEERS	494	306	3,564	61.9%	7.2	26	5.3%	6	1.2%	64	30/203	96.2
OPPONENTS	521	307	3,359	58.9%	6.4	23	4.4%	19	3.6%	65t	26/143	77.6

## RECORD: 10-6 HEAD COACH: RAHEEM MORRIS

RECEIVING	NO	YDS	AVG	LG	TD
K. Winslow	66	730	11.1	41t	5
M. Williams	65	964	14.8	58t	11
C. Williams	46	355	7.7	20	1
A. Benn	25	395	15.8	64	2
S. Stroughter	24	239	10.0	27	0
M. Spurlock	17	250	14.7	43	2
E. Graham	16	130	8.1	46	1
J. Gilmore	13	160	12.3	30	1
M. Stovall	7	81	11.6	38	1
D. Briscoe	6	93	15.5	54	1
R. Purvis	5	38	7.6	12	0
L. Blount	5	14	2.8	7	0
P. Parker	4	42	10.5	21	0
J. Stevens	3	43	14.3	22	0
K. Lumpkin	1	12	12.0	12	0
E. Lorig	1	10	10.0	10	0
K. Huggins	1	7	7.0	7	0
D. Penn	1	1	1.0	1t	1

BUCCANEERS	306	3,564	11.6	64	26
OPPONENTS	307	3,359	10.9	65t	23

INTERCEPTIONS	NO	YDS	AVG	LG	TD
A. Talib	6	91	15.2	45t	1
R. Barber	3	98	32.7	64	0
C. Grimm	2	24	12.0	13	1
S. Jones	1	45	45.0	31	0
G. Hayes	1	41	41.0	41t	1
S. Piscitelli	1	31	31.0	31	0
Q. Black	1	4	4.0	4	0
L. Asante	1	4	4.0	4	0
B. Ruud	1	1	1.0	1	0
C. Lynch	1	0	0.0	0	0
E. Biggers	1	0	0.0	0	0

BUCCANEERS	19	339	17.8	64	3
OPPONENTS	6	153	25.5	79t	1

TACKLES	SOLO	ASST.	TOTAL
B. Ruud	98	63	161
G. Hayes	78	26	104
R. Barber	88	14	102
S. Jones	66	23	89
Q. Black	52	36	88

SACKS		SPECIAL TEAM TACKLES	
S. White	4.5	A. Hayward	20
G. Hayes	4.0	D. Watson	19
T. Crowder	3.0	C. Lynch	18
G. McCoy	3.0	N. Koutouvides	14

BUCCANEERS	26.0
OPPONENTS	30.0

PUNTING	NO	YDS	AVG	NET	TB	IN20	LG	BK
R. Malone	52	2,160	41.5	36.5	5	17	64	0
C. Bryan	23	860	37.4	34.3	0	7	57	0
C. Barth	1	33	33.0	13.0	1	0	33	0

BUCCANEERS	76	3,053	40.2	35.5	6	24	64	0
OPPONENTS	72	2,917	40.5	35.9	7	25	72	0

PUNT RETURNS	RET	FC	YDS	AVG	LONG	TD
M. Spurlock	28	16	193	6.9	23	0

BUCCANEERS	30	16	193	6.4	23	0
OPPONENTS	32	17	232	7.3	37	0

KICKOFF RETURNS	RET	YDS	AVG	LONG	TD
M. Spurlock	44	1129	25.7	89t	1

P. Parker	10	178	17.8	37	0
S. Stroughter	3	79	26.3	30	0

BUCCANEERS	57	1,386	24.3	89t	1
OPPONENTS	75	1,554	20.7	102t	1

USUAL STARTING LINEUP	DEFENSE:
WR 19 Mike Williams	LE 96 Tim Crowder

LT 70 Donald Penn	DT 93 Gerald McCoy
LG 62 Jed Faine	DT 90 Roy Miller
C 52 Jeff Faine	RE 91 Shylex G. White
RG 75 Davin Joseph	OLB 58 Quincy Black
RT 77 James Lee	OLB 51 Barrett Ruud
TE 82 Kellen Winslow	OLB 54 Geno Hayes
TE 88 John Gilmore	LCB 25 Aqib Talib
WR 17 Arrelious Benn	RCB 20 Ronde Barber
QB 5 Josh Freeman	SS 26 Sean Jones
QB 24 Carnell Williams	FS 35 Cody Grimm

DATE	W/L	SCORE	OPPONENT	ATT.
9/11	L	20-27	DETROIT	51,274
9/18	W	24-20	at Minnesota	62,461
9/25	W	16-13	ATLANTA	46,995
10/3	W	24-17	INDIANAPOLIS	63,972
10/9	L	3-48	at San Francisco	69,732
10/16	W	26-20	NEW ORLEANS	56,590
10/23	L	18-24	CHICAGO	76,981
11/6	L	16-27	at New Orleans	73,043
11/13	L	9-37	HOUSTON	56,037
11/20	L	26-35	at Green Bay	70,498
11/27	L	17-23	at Tennessee	69,143
12/4	L	19-38	CAROLINA	56,270
12/11	L	14-41	at Jacksonville	62,562
12/17	L	15-31	DALLAS	65,162
12/24	L	16-48	at Carolina	70,363
1/1	L	24-45	at Atlanta	68,167

	BUCS	OPP
TOTAL FIRST DOWNS	277	356
Rushing	74	135
Passing	180	188
Penalty	23	33
3rd Down: Made/Att	76/206 (36.9%)	73/185 (39.5%)
4th Down: Made/Att	8/21 (38.1%)	9/13 (69.2%)
POSSESSION AVG.	29.01	30.59
TOTAL NET YARDS	5,108	6,311
Avg. Per Game	319.3	394.4
Total Plays	966	1,002
Avg. Per Play	5.3	6.3
NET YARDS RUSHING	1,458	2,497
Avg. Per Game	91.1	156.1
Total Rushes	346	498
NET YARDS PASSING	3,650	3,814
Avg. Per Game	228.1	238.4
Sacked/Yards Lost	32/188	23/148
Gross Yards	3,838	3,962
Attempts/Completions	588/365	481/301
Completion Pct.	62.1%	62.6%
Had Intercepted	24	14
PUNTS/AVERAGE	67/45.1	58/43.4
NET PUNTING AVG.	40.3	37.7
PENALTIES/YARDS	123/1,007	95/786
FUMBLES/BALL LOST	30/16	21/10
TOUCHDOWNS	30	61
Rushing	9	26
Passing	17	30
Returns	4	5

BY QUARTERS	1	2	3	4	OT	TOT
BUCCANEERS	34	96	65	92	0	287
OPPONENTS	126	178	86	104	0	494

SCORING	TD	R	P	RT	PAT	2-PT.	FG	S	PTS
C. Barth	0	0	0	0	23-23	0	26-28	0	101
D. Briscoe	6	0	6	0	0-0	0	0-0	0	36
L. Blount	5	5	0	0	0-0	0	0-0	0	30
J. Freeman	4	4	0	0	0-0	0	0-0	0	24
A. Benn	3	0	3	0	0-0	0	0-0	0	18
P. Parker	3	0	3	0	0-0	0	0-0	0	18
M. Williams	3	0	3	0	0-0	0	0-0	0	18
K. Winslow	2	0	2	0	0-0	2	0-0	0	16
A. Talib	2	0	0	2	0-0	0	0-0	0	12
E. Mack	1	0	0	1	0-0	0	0-0	0	6
D. Watson	1	0	0	1	0-0	0	0-0	0	6
R. Barber	0	0	0	0	0-0	0	0-0	1	2
BUCCANEERS	30	9	17	4	23-23	2-7	26-28	1	287
OPPONENTS	61	26	30	5	59-60	0-1	23-29	0	494

RUSHING	NO	YDS	AVG	LG	TD
L. Blount	184	781	4.2	54t	5
J. Freeman	55	238	4.3	25	4
E. Graham	37	206	5.6	34	0
K. Lumpkin	31	105	3.4	19	0
J. Johnson	11	67	6.1	14	0
M. Madu	15	55	3.7	15	0
A. Bradford	5	13	2.6	4	0
M. Williams	1	3	3.0	3	0
P. Parker	1	-3	-3.0	-3	0
A. Benn	6	-7	-1.2	9	0
BUCCANEERS	346	1,458	4.2	54t	9
OPPONENTS	498	2,497	5.0	81t	26

PASSING	ATT.	CMP.	YDS.	CMP%	YDS/ATT	TD	TD%	INT	INT%	LONG	SK/LOST	RTG
J. Freeman	551	346	3592	62.8%	6.5	16	2.9%	22	4.0%	65t	29/164	74.6
J. Johnson	36	19	246	52.8%	6.8	1	2.8%	2	5.6%	42	3/24	60.7
M. Spurlock	1	0	0	0.0%	0.0	0	0.0%	0	0.0%	0	0/0	39.6
BUCCANEERS	588	365	3838	62.1%	6.5	17	2.9%	24	4.1%	65t	32/188	73.7
OPPONENTS	481	301	3962	62.6%	8.2	30	6.2%	14	2.9%	91t	23/148	97.2

RECEIVING	NO	YDS	AVG	LG	TD
K. Winslow	75	763	10.2	37	2
M. Williams	65	771	11.9	42	3
K. Lumpkin	41	291	7.1	16	0
P. Parker	40	554	13.9	51	3
D. Briscoe	35	387	11.1	46	6
A. Benn	30	441	14.7	65t	3
E. Graham	26	163	6.3	19	0
L. Blount	15	148	9.9	35	0
L. Stocker	12	92	7.7	24	0
M. Madu	10	72	7.2	15	0
E. Lorig	6	53	8.8	22	0
S. Stroughter	4	52	13.0	29	0
Z. Pianaalto	4	40	10.0	15	0
M. Spurlock	2	13	6.5	7	0
BUCCANEERS	365	3,838	10.5	65t	17
OPPONENTS	301	3,962	13.2	91t	30

INTERCEPTIONS	NO	YDS	AVG	LG	TD
R. Barber	3	12	4.0	12	0
T. Jackson	2	59	29.5	43	0
A. Talib	2	55	27.5	28t	2
E. Mack	2	47	23.5	40t	1
C. Lynch	1	14	14.0	14	0
G. Hayes	1	8	8.0	8	0
E. Biggers	1	0	0.0	0	0
M. Foster	1	0	0.0	0	0
Q. Black	1	0	0.0	0	0
BUCCANEERS	14	195	13.9	43	3
OPPONENTS	24	266	11.1	32	2

TACKLES	SOLO	ASST.	TOTAL
M. Foster	74	52	126
S. Jones	78	14	92
G. Hayes	56	30	86
R. Barber	70	7	77
Q. Black	52	23	75

SACKS		SPECIAL TEAM TACKLES	
A. Clayborn	7.5	A. Hayward	10
M. Bennett	4.0	C. Lynch	7
B. Price	3.0	E. Biggers	7
M. Foster	2.0	D. Watson	6
D. Bowers	1.5	E. Lorig	6

BUCCANEERS	NO	YDS	AVG	NET	TB	IN20	LG	BK
M. Koenen	67	3,023	45.1	40.3	3	24	65	0
BUCCANEERS	67	3,023	45.1	40.3	3	24	65	0
OPPONENTS	58	2,518	43.4	37.7	5	17	63	0

PUNT RETURNS	RET	FC	YDS	AVG	LONG	TD
P. Parker	23	13	210	9.1	34	0
M. Spurlock	6	1	21	3.5	15	0
BUCCANEERS	29	14	231	8.0	34	0
OPPONENTS	36	14	266	7.4	55	0

KICKOFF RETURNS	RET	YDS	AVG	LONG	TD
S. Stroughter	20	540	27.0	78	0
P. Parker	20	439	22.0	45	0
M. Spurlock	2	33	16.5	21	0
D. Briscoe	1	12	12.0	12	0
BUCCANEERS	46	1,024	22.3	78	0
OPPONENTS	25	570	22.8	84t	1

FIELD GOALS	1-19	20-29	30-39	40-49	50+	LG
C. Barth	0/0	5/5	6/6	13/14	2/3	55
BUCCANEERS	0/0	5/5	6/6	13/14	2/3	53
OPPONENTS	1/1	12/13	7/8	2/6	1/1	52

USUAL STARTING LINEUP	DEFENSE:
WR 19 Mike Williams	LE 71 Michael Bennett
LT 70 Donald Penn	DT 93 Gerald McCoy
LG 76 Jeremy Zuttah	DT 92 Brian Price
C 52 Jeff Faine	RE 94 Adrian Clayborn
RG 75 Davin Joseph	OLB 58 Quincy Black
RT 65 Jeremy Trueblood	MLB 59 Mason Foster
TE 82 Kellen Winslow	OLB 54 Geno Hayes
TE 88 Luke Stocker	LCB 25 Aqib Talib
WR 17 Arrelious Benn	RCB 20 Ronde Barber
QB 5 Josh Freeman	SS 26 Sean Jones
RB 27 LeGarrette Blount	FS 36 Tanard Jackson

## 2012

DATE	W/L	SCORE	OPPONENT	ATT.
9/9	W	16-10	CAROLINA	51,533
9/16	L	34-41	at N.Y. Giants	76,964
9/23	L	10-16	at Dallas	81,984
9/30	L	22-24	WASHINGTON	58,191
10/14	W	38-10	KANSAS CITY	46,500
10/21	L	28-35	NEW ORLEANS	58,906
10/25	W	36-17	at Minnesota	60,860
11/4	W	42-32	at Oakland	52,055
11/11	W	34-24	SAN DIEGO	54,813
11/18	W	27-21	at Carolina (OT)	72,603
11/25	L	23-24	ATLANTA	54,400
12/2	L	23-31	at Denver	76,432
12/9	L	21-23	PHILADELPHIA	64,941
12/16	L	0-41	at New Orleans	73,096
12/23	L	13-28	ST. LOUIS	51,535
12/30	W	22-17	at Atlanta	69,644

	BUCS	OPP
TOTAL FIRST DOWNS	301	329
Rushing	89	75
Passing	188	226
Penalty	24	28
3rd Down: Made/Att.	76/212 (35.8%)	88/219 (40.2%)
4th Down: Made/Att.	7/17 (41.2%)	6/14 (42.9%)
POSSESSION AVG.	30:11	29:49
TOTAL NET YARDS	5820	6078
Avg. Per Game	363.8	379.9
Total Plays	1,008	1,031
Avg. Per Play	5.8	5.9
NET YARDS RUSHING	1,837	1,320
Avg. Per Game	114.8	82.5
Total Rushes	416	377
NET YARDS PASSING	3,983	4,758
Avg. Per Game	248.9	297.4
Sacked/Yards Lost	26/161	27/193
Gross Yards	4,144	4,951
Att./Completions	566/311	627/410
Completion Pct.	54.9	65.4
Had Intercepted	17	18
PUNTS/AVERAGE	77/44.7	79/45.1
NET PUNTING AVERAGE	37.4	40.0
PENALTIES/YARDS	101/819	103/851
FUMBLES/FUMBLES LOST	16/6	16/8
TOUCHDOWNS		
Rushing	13	13
Passing	27	30
Returns	4	5

BY QUARTERS	1	2	3	4	OT	TOT
BUCCANEERS	94	77	88	124	6	389
OPPONENTS	71	127	73	123	0	394

SCORING	TD	R	P	RT	PAT	2-PT.	FG	S	PTS
C. Barth	0	0	0	0	39-39	0	28-33	0	123
D. Martin	12	11	1	0	0-0	0	0-0	0	72
M. Williams	9	0	9	0	0-0	0	0-0	0	54
V. Jackson	8	0	8	0	0-0	1	0-0	0	50
D. Clark	4	0	4	0	0-0	0	0-0	0	24
L. Blount	2	2	0	0	0-0	0	0-0	0	12
T. Underwood	2	0	2	0	0-0	0	0-0	0	12
R. Barber	1	0	0	1	0-0	0	0-0	0	6
N. Byham	1	0	0	1	0-0	0	0-0	0	6
A. Hayward	1	0	0	1	0-0	0	0-0	0	6
L. Johnson	1	0	0	1	0-0	0	0-0	0	6
E. Lorig	1	0	1	0	0-0	0	0-0	0	6
L. Stocker	1	0	1	0	0-0	0	0-0	0	6
E. Wright	1	0	0	1	0-0	0	0-0	0	6

BUCCANEERS	44	13	27	4	39-39	1-4	28-33	0	389
OPPONENTS	48	13	30	5	45-45	2-3	19-28	0	394

RUSHING	NO	YDS	AVG	LG	TD
D. Martin	319	1,454	4.6	70t	11
L. Blount	41	151	3.7	35	2
J. Freeman	39	139	3.6	13	0
D. Ware	11	51	4.6	17	0
K. Tandy	1	18	18.0	17	0
A. Benn	3	16	5.3	9	0
P. Parker	1	7	7.0	7	0
T. Underwood	1	1	1.0	1	0
BUCCANEERS	416	1,837	4.4	70t	13
OPPONENTS	377	1,320	3.5	64t	13

PASSING	ATT.	CMP.	YDS.	CMP%	YDS/ATT	TD	TD%	INT	INT%	LONG	SK/LOST	RTG
Freeman	558	306	4,065	54.8	7.28	27	4.8	17	3.0	95	26/161	81.6
Orlovsky	7	4	51	57.1	7.29	0	0.0	0	0.0	24	0/0	80.1
Williams	1	1	28	100.0	28.00	0	0.0	0	0.0	28	0/0	118.8
BUCCANEERS	566	311	4,144	54.9	7.32	27	4.8	17	3.0	95	26/161	81.8
OPPONENTS	627	410	4,951	65.4	7.90	30	4.8	18	2.9	80t	27/193	93.5

## RECORD: 7-9 HEAD COACH: GREG SCHIANO

RECEIVING	NO	YDS	AVG	LG	TD
Jackson	72	1,384	19.2	95	8
Williams	63	996	15.8	65	9
Martin	49	472	9.6	64t	1
Clark	47	435	9.3	33	4
Underwood	28	425	15.2	62	2
Stocker	16	165	10.3	33	1
Ware	14	100	7.1	23	0
Lorig	12	83	6.9	16	1
Benn	4	26	6.5	9	0
Byham	3	18	6.0	10	1
Owusu, C.	1	24	24.0	24	0
Stroughter	1	14	14.0	14	0
Blount	1	2	2.0	2	0

BUCCANEERS	311	4,144	13.3	95	27
OPPONENTS	410	4,951	12.1	80t	30

INTERCEPTIONS	NO	YDS	AVG	LG	TD
R. Barber	4	160	40.0	78t	1
L. Johnson	3	86	28.7	83t	1
A. Black	2	34	17.0	34	0
E. Wright	1	60	60.0	60t	1
B. McDonald	1	40	40.0	40	0
L. David	1	27	27.0	27	0
M. Barron	1	12	12.0	12	0
E. Biggers	1	0	0.0	0	0
M. Foster	1	0	0.0	0	0
D. Gorrie	1	0	0.0	0	0
L. Lewis	1	0	0.0	0	0
A. Talib	1	0	0.0	0	0

BUCCANEERS	18	419	23.3	83t	3
OPPONENTS	17	269	15.8	74t	3

TACKLES	SOLO	ASST.	TOTAL
L. David	112	27	139
M. Foster	80	24	104
R. Barber	70	21	91
M. Barron	72	17	89
E. Biggers	39	9	48

SACKS		SPECIAL TEAM TACKLES	
M. Bennett	9.0	E. Lorig	7
G. McCoy	5.0	D. Watson	7
D. Te'o-Nesheim	4.0	A. Economos	6
D. Bowers	3.0	A. Hayward	6

BUCCANEERS	23.0
OPPONENTS	32.0

PUNTING	NO	YDS	AVG	NET	TB	IN20	LG	BK
M. Koenen	76	3,440	45.3	37.4	6	22	64	1

BUCCANEERS	77	3,440	44.7	37.4	6	22	64	1
OPPONENTS	79	3,563	45.1	40.0	4	21	66	3

PUNT RETURNS	RET	FC	YDS	AVG	LONG	TD
R. Parrish	30	15	298	9.9	39	0
J. Shipley	3	1	10	3.3	9	0
S. Stroughter	3	3	16	5.3	13	0

BUCCANEERS	36	19	324	9.0	39	0
OPPONENTS	40	16	440	11.0	45	0

KICKOFF RETURNS	RET	YDS	AVG	LONG	TD
A. Benn	13	306	23.5	55	0
L. Lewis	5	106	21.2	33	0
R. Parrish	4	86	21.5	25	0
M. Smith	3	55	18.3	23	0
T. Underwood	2	47	23.5	25	0
D. Ware	2	25	12.5	18	0
A. Black	1	3	3.0	3	0
V. Jackson	1	2	2.0	2	0

BUCCANEERS	31	630	20.3	55	0
OPPONENTS	27	680	25.2	44	0

FIELD GOALS	1-19	20-29	30-39	40-49	50+	LG
C. Barth	0-0	7-7	3-4	12-13	6-9	57

BUCCANEERS	0-0	7-7	3-4	12-13	6-9	57
OPPONENTS	0-0	9-10	8-10	1-5	1-3	51

USUAL STARTING LINEUP		
OFFENSE:		DEFENSE:

WR	83 Vincent Jackson	LE	71 Michael Bennett
LT	70 Donald Penn	DT	93 Gerald McCoy
LG	76 Jeremy Zuttah	DT	90 Roy Miller
C	62 Led Larsen	RE	50 Daniel Te'o-Nesheim
RG	79 Jamon Meredith	OLB	57 Adam Hayward
RT	69 Demar Dotson	MLB	59 Mason Foster
TE	44 Dallas Clark	OLB	54 Lavonte David
TE	88 Luke Stocker	LCB	31 E.J. Biggers
WR	19 Mike Williams	RCB	21 Eric Wright
QB	5 Josh Freeman	SS	24 Mark Barron
RB	22 Doug Martin	FS	20 Ronde Barber

DATE	W/L	SCORE	OPPONENT	ATT.
9/8	L	17-18	at N.Y. Jets	76,957
9/15	L	14-16	NEW ORLEANS	60,870
9/22	L	3-23	at New England	68,756
9/29	L	10-13	ARIZONA	44,956
10/13	L	20-31	PHILADELPHIA	62,505
10/20	L	23-31	at Atlanta	59,522
10/24	L	13-31	CAROLINA	59,073
11/3	L	24-27	at Seattle	67,873
11/11	W	22-19	MIAMI	67,873
11/17	W	41-28	ATLANTA	55,360
11/24	W	24-21	at Detroit	62,098
12/1	L	6-27	at Carolina	72,795
12/8	W	27-6	BUFFALO	59,194
12/15	L	14-33	SAN FRANCISCO	64,142
12/22	L	13-23	at St. Louis	54,423
12/29	L	17-42	at New Orleans	73,150

	BUCS	OPP
TOTAL FIRST DOWNS	269	324
Rushing	75	95
Passing	157	190
Penalty	37	39
3rd Down: Made/Att.	69/221 31.2%	80/204 39.2%
4th Down: Made/Att.	8/22 36.4%	8/14 57.1%
POSSESSION AVG.	29.24	30.36
TOTAL NET YARDS	4,432	5,568
Avg. Per Game	277.0	348.0
Total Plays	981	1,020
Avg. Per Play	4.5	5.5
NET YARDS RUSHING	1,612	1,762
Avg. Per Game	100.8	110.1
Total Rushes	420	438
NET YARDS PASSING	2,820	3,806
Avg. Per Game	176.3	237.9
Sacked/Yards Lost	47/361	35/255
Gross Yards	3,181	4,061
Att./Completions	514/291	547/352
Completion Pct.	56.6	64.4
Had Intercepted	12	21
PUNTS/AVERAGE	87/44.2	68/44.1
NET PUNTING AVERAGE	38.3	39.0
PENALTIES/YARDS	121/1,136	105/1,012
FUMBLES/FUMBLES LOST	18/9	18/10
TOUCHDOWNS	31	42
Rushing	6	10
Passing	22	30
Returns	3	2

BY QUARTERS	1	2	3	4	OT	TOT
BUCCANEERS	80	125	33	50	0	288
OPPONENTS	64	140	76	106	3	389

SCORING	TD	R	P	RT	PAT	2-PT.	FG	S	PTS
R. Lindell	0	0	0	0	31-31	0	23-29	0	100
V. Jackson	7	0	1	0	0-0	0	0-0	0	42
B. Rainey	6	2	1	0	0-0	0	0-0	0	36
T. Wright	5	0	5	0	0-0	0	0-0	0	30
T. Underwood	4	0	4	0	0-0	0	0-0	0	24
M. Foster	2	0	0	2	0-0	0	0-0	0	12
M. Williams	1	0	2	0	0-0	0	0-0	0	12
T. Crabtree	1	0	0	1	0-0	0	0-0	0	6
L. Johnson	1	0	0	1	0-0	0	0-0	0	6
D. Martin	1	1	0	0	0-0	0	0-0	0	6
K. Ogletree	1	0	1	0	0-0	0	0-0	0	6
D. Penn	1	0	1	0	0-0	0	0-0	0	6
L. David	1	0	0	0	0-0	0	0-0	0	2
BUCCANEERS	31	6	22	3	31-31	0-0	23-29	1	288
OPPONENTS	42	10	30	2	40-40	1-2	31-32	1	389

RUSHING	NO	YDS	AVG	LG	TD
B. Rainey	137	532	3.9	80t	5
D. Martin	127	456	3.6	28	1
M. James	60	295	4.9	24	0
B. Leonard	47	182	3.9	24	0
M. Glennon	27	37	1.4	16	0
M. Hill	9	23	2.6	10	0
D. Goldson	1	22	22.0	22	0
J. Freeman	5	20	4.0	13	0
S. Dawson	2	15	7.5	14	0
E. Page	2	14	7.0	19	0
J. Demps	1	14	14.0	14	0
T. Wright	2	2	2.0	2	0
V. Jackson	1	0	0.0	0	0
BUCCANEERS	420	1,612	3.8	80t	6
OPPONENTS	438	1,762	4.0	56	10

PASSING	ATT.	CMP.	YDS.	CMP%	YDS/ATT
M. Glennon	416	247	2,608	59.4	6.27
J. Freeman	94	43	571	45.7	6.07
M. Koenen	6	2	0	0.0	0.00
M. James	1	1	2	100.0	2.00
B. Rainey	1	0	0	0.0	0.00
BUCCANEERS	514	291	3,181	56.6	6.19
OPPONENTS	547	352	4,061	64.4	7.42

RECEIVING	NO	YDS	AVG	LG	TD
V. Jackson	78	1,224	15.7	60	7
T. Wright	54	571	10.6	36	5
B. Leonard	29	179	6.2	19	0
T. Underwood	24	440	18.3	85t	4
M. Williams	22	216	9.8	28	2
C. Owusu	13	114	8.8	20	0
D. Martin	12	66	5.5	13	0
E. Lorig	11	47	4.3	20	0
B. Rainey	11	27	2.5	11	1
M. James	10	43	4.3	20	0
K. Ogletree	8	70	8.8	20	1
E. Page	4	68	17.0	30	0
T. Crabtree	4	21	5.3	14	1
N. Byham	3	38	12.7	34	0
J. Demps	2	21	10.5	10	0
M. Hill	2	23	11.5	12	0
S. Dawson	2	12	6.0	9	0
D. Penn	1	1	1.0	1	1

BUCCANEERS	291	3,181	10.9	85t	22
OPPONENTS	352	4,061	11.5	80t	30

INTERCEPTIONS	NO	YDS	AVG	LG	TD
L. David	5	87	17.4	32	0
M. Foster	3	122	40.7	85t	2
K. Tandy	3	42	14.0	20	0
J. Banks	3	33	11.0	18	0
M. Barron	2	3	1.5	3	0
D. Revis	2	3	1.5	3	0
L. Johnson	1	48	48.0	48t	1
D. Goldson	0	0	0.0	0	0
D. Watson	1	0	0.0	0	0

BUCCANEERS	21	338	16.1	85t	3
OPPONENTS	12	135	11.3	38	0

TACKLES	SOLO	ASST.	TOTAL
L. David	105	39	144
M. Foster	62	28	90
M. Barron	70	18	88
D. Goldson	52	18	70
A. Clayborn	44	20	64

SACKS		SPECIAL TEAM TACKLES	
G. McCoy	9.5	A. Hayward	11
L. David	7.0	J. Casillas	9
A. Clayborn	5.5	R. Shepard	6

BUCCANEERS	35.0	
OPPONENTS	47.0	

PUNTING	NO	YDS	AVG	NET	TB	IN20	LG	BK
M. Koenen	87	3,846	44.2	38.3	6	19	62	0
BUCCANEERS	87	3,846	44.2	38.3	6	19	62	0
OPPONENTS	68	3,002	44.1	39.0	4	32	84	2

PUNT RETURNS	RET	FC	YDS	AVG	LONG	TD
E. Page	23	20	251	10.9	52	0
S. Dawson	1	0	17	17.0	17	0

BUCCANEERS	24	20	268	11.2	52	0
OPPONENTS	35	20	393	11.2	71	0

KICKOFF RETURNS	RET	YDS	AVG	LONG	TD
E. Page	22	548	24.9	44	0
J. Demps	4	93	23.3	29	0
S. Dawson	3	67	22.3	25	0
D. Martin	1	40	40.0	40	0
K. Ogletree	1	25	25.0	25	0
S. Larsen	1	17	17.0	17	0
B. Rainey	1	15	15.0	15	0
E. Lorig	1	6	6.0	6	0

BUCCANEERS	34	811	23.9	44	0
OPPONENTS	24	452	18.8	30	0

FIELD GOALS	1-19	20-29	30-39	40-49	50+	LG
R. Lindell	0-0	3-3	12-14	4-6	4-6	54
BUCCANEERS	0-0	3-3	12-14	4-6	4-6	54
OPPONENTS	0-0	10-10	5-5	14-15	2-2	53

USUAL STARTING LINEUP	DEFENSE:
WR 83 Vincent Jackson	LE 50 Daniel Te'o-Nesheim
LT 70 Donald Penn	DT 93 Gerald McCoy
LG 79 Jamon Meredith	DT 97 Akeem Spence
C 76 Jeremy Zuttah	RE 94 Adrian Clayborn
RG 75 Davin Joseph	MLB 59 Mason Foster
RT 69 Demar Dotson	OLB 54 Lavonte David
TE 82 Tim Wright	LCB 24 Darrelle Revis
WR 11 Tiquan Underwood	RCB 27 Johnathan Banks
QB 8 Mike Glennon	CB 29 Leonard Johnson
RB 32 Bobby Rainey	SS 24 Mark Barron
FB 41 Erik Lorig	FS 38 Dashon Goldson

## 2014

DATE	W/L	SCORE	OPPONENT	ATT.
9/7	L	14-20	CAROLINA	64,442
9/14	L	17-19	ST. LOUIS	59,923
9/18	L	14-56	at Atlanta	70,318
9/28	W	27-24	at Pittsburgh	62,910
10/5	L	31-37 (OT)	at New Orleans	73,004
10/12	L	17-48	BALTIMORE	60,041
10/26	L	13-19 (OT)	MINNESOTA	56,577
11/2	L	17-22	at Cleveland	67,431
11/9	L	17-27	ATLANTA	57,751
11/16	W	27-7	at Washington	77,442
11/23	L	13-21	at Chicago	61,109
11/30	L	13-14	CINCINNATI	56,340
12/7	L	14-34	at Detroit	61,489
12/14	L	17-19	at Carolina	72,842
12/21	L	3-20	GREEN BAY	64,247
12/29	L	20-23	NEW ORLEANS	58,952

	BUCS	OPP
TOTAL FIRST DOWNS	263	353
Rushing	72	103
Passing	162	223
Penalty	29	27
3rd Down: Made/Att.	76/203 37.4%	93/213 43.7%
4th Down: Made/Att.	4/12 33.3%	5/9 55.6%
POSSESSION AVG.	27.07	32.53
TOTAL NET YARDS	4,672	5,903
Avg. Per Game	292.0	368.9
Total Plays	936	1,067
Avg. Per Play	5.0	5.5
NET YARDS RUSHING	1,375	1,819
Avg. Per Game	85.9	113.7
Total Rushes	353	468
NET YARDS PASSING	3,297	4,084
Avg. Per Game	206.1	255.3
Sacked/Yards Lost	52/326	36/210
Gross Yards	3,623	4,294
Att./Completions	531/301	563/387
Completion Pct.	56.7	68.7
Had Intercepted	20	14
PUNTS/AVERAGE	79/39.9	64/44.2
NET PUNTING AVERAGE	37.1	37.5
PENALTIES/YARDS	118/939	106/935
FUMBLES/FUMBLES LOST	29/13	25/11
TOUCHDOWNS	31	46
Rushing	7	15
Passing	21	28
Returns	3	2

BY QUARTERS	1	2	3	4	OT	TOT
BUCCANEERS	43	80	52	102	0	277
OPPONENTS	102	103	107	86	12	410

SCORING	TD	R	P	RT	PAT	2-PT.	FG	S	PTS
P. Murray	0	0	0	0	31-31	0	20-24	0	91
M. Evans	12	0	12	0	0-0	0	0-0	0	75
J. McCown	3	3	0	0	0-0	0	0-0	0	18
V. Jackson	3	0	2	0	0-0	0	0-0	0	12
D. Lansasanah	2	0	0	2	0-0	0	0-0	0	12
D. Martin	2	2	0	0	0-0	0	0-0	0	12
L. Murphy	2	2	0	2	0-0	0	0-0	0	12
B. Rainey	2	1	1	0	0-0	0	0-0	0	12
A. Seferian-Jenkins	2	0	2	0	0-0	0	0-0	0	12
J. Banks	1	0	0	1	0-0	0	0-0	0	6
R. Herron	1	0	1	0	0-0	0	0-0	0	6
C. Owusu	1	0	1	0	0-0	0	0-0	0	6
C. Sims	1	0	0	0	0-0	0	0-0	0	6
BUCCANEERS	31	7	21	3	31-31	0-0	20-24	0	277
OPPONENTS	46	15	28	3	41-41	1-3	29-39	2	410

RUSHING	NO	YDS	AVG	LG	TD
D. Martin	134	494	3.7	63	2
B. Rainey	94	406	4.3	31	1
C. Sims	66	185	2.8	20	1
J. McCown	25	127	5.1	16t	3
J. Lane	3	58	19.3	54	0
M. Glennon	10	49	4.9	19	0
M. James	19	37	1.9	9	0
S. Patton	1	19	19.0	19	0
R. Herron	1	0	0.0	0	0
BUCCANEERS	353	1,375	3.9	63	7
OPPONENTS	468	1,819	3.9	57	15

PASSING	ATT.	CMP.	YDS.	CMP%	YDS/ATT
J. McCown	327	184	2,206	56.3	6.57
M. Glennon	203	117	1,417	57.6	6.98
B. Rainey	1	0	0	0.0	0.00
BUCCANEERS	531	301	3,623	56.7	6.82
OPPONENTS	563	387	4,294	68.7	7.63

INT	TD%	INT%	LONG	SK/LOST	RTG	
11	3.4	14	4.3	56t	36/235	70.5
10	4.9	6	3.0	41	16/91	83.3
0	0.0	0	0.0	0	0/0	39.6
21	4.0	20	2.8	56t	52/326	75.2
28	5.0	14	2.5	56t	36/210	97.4

PASSING	ATT.	CMP.	YDS.	CMP%	YDS/ATT
J. McCown	327	184	2,206	56.3	6.57
M. Glennon	203	117	1,417	57.6	6.98
B. Rainey	1	0	0	0.0	0.00
BUCCANEERS	531	301	3,623	56.7	6.82
OPPONENTS	563	387	4,294	68.7	7.63

PASSING	ATT.	CMP.	YDS.	CMP%	YDS/ATT
J. McCown	327	184	2,206	56.3	6.57
M. Glennon	203	117	1,417	57.6	6.98
B. Rainey	1	0	0	0.0	0.00
BUCCANEERS	531	301	3,623	56.7	6.82
OPPONENTS	563	387	4,294	68.7	7.63

PASSING	ATT.	CMP.	YDS.	CMP%	YDS/ATT
J. McCown	327	184	2,206	56.3	6.57
M. Glennon	203	117	1,417	57.6	6.98
B. Rainey	1	0	0	0.0	0.00
BUCCANEERS	531	301	3,623	56.7	6.82
OPPONENTS	563	387	4,294	68.7	7.63

PASSING	ATT.	CMP.	YDS.	CMP%	YDS/ATT
J. McCown	327	184	2,206	56.3	6.57
M. Glennon	203	117	1,417	57.6	6.98
B. Rainey	1	0	0	0.0	0.00
BUCCANEERS	531	301	3,623	56.7	6.82
OPPONENTS	563	387	4,294	68.7	7.63

PASSING	ATT.	CMP.	YDS.	CMP%	YDS/ATT
J. McCown	327	184	2,206	56.3	6.57
M. Glennon	203	117	1,417	57.6	6.98
B. Rainey	1	0	0	0.0	0.00
BUCCANEERS	531	301	3,623	56.7	6.82
OPPONENTS	563	387	4,294	68.7	7.63

PASSING	ATT.	CMP.	YDS.	CMP%	YDS/ATT
J. McCown	327	184	2,206	56.3	6.57
M. Glennon	203	117	1,417	57.6	6.98
B. Rainey	1	0	0	0.0	0.00
BUCCANEERS	531	301	3,623	56.7	6.82
OPPONENTS	563	387	4,294	68.7	7.63

## RECORD: 2-14 HEAD COACH: LOVIE SMITH

RECEIVING	NO	YDS	AVG	LG	TD
V. Jackson	70	1,002	14.3	50	2
M. Evans	68	1,051	15.5	56t	12
B. Rainey	33	315	9.5	34	1
L. Murphy	31	380	12.3	54	2
B. Myers	22	190	8.6	26	0
A. Seferian-Jenkins	21	221	10.5	30	2
C. Sims	19	190	10.0	24	0
D. Martin	13	64	4.9	20	0
L. Stocker	7	41	5.9	11	0
R. Herron	6	58	9.7	16	1
R. Shepard	4	63	15.8	23	0
C. Owusu	2	20	10.0	19t	1
T. King	2	13	6.5	7	0
C. Brate	1	17	17.0	17	0
J. Lane	1	3	3.0	3	0
M. James	1	5	-5.0	-5	0

BUCCANEERS	301	3,623	12.0	56t	21
OPPONENTS	387	4,294	11.1	56t	28

INTERCEPTIONS	NO	YDS	AVG	LG	TD
J. Banks	4	69	17.3	32	1
D. Lansasanah	3	60	20.0	33t	2
A. Verner	2	26	13.0	26	0
C. McDonald	1	3	3.0	3	0
K. Tandy	1	3	3.0	3	0
B. Dixon	1	0	0.0	0	0
B. McDougald	1	0	0.0	0	0
L. Johnson	1	-6	-6.0	-6	0
BUCCANEERS	14	155	11.1	33t	3
OPPONENTS	20	191	9.6	54	1

TACKLES	SOLO	ASST.	TOTAL
L. David	101	45	146
D. Goldson	80	62	80
D. Lansasanah	58	21	79
A. Verner	58	18	76
M. Foster	40	22	62

SACKS		SPECIAL TEAM TACKLES	
G. McCoy	8.5	R. Shepard	14
J. Smith	6.5	D. Fletcher	10
C. McDonald	5.0	O. Lemon/B. Magee	6

BUCCANEERS	36.0
OPPONENTS	52.0

PUNTING	NO	YDS	AVG	NET	TB	IN20	LG	BK
M. Koenen	78	3,154	40.4	37.1	2	17	56	1
BUCCANEERS	78	3,154	40.4	37.1	2	17	56	1
OPPONENTS	64	2,826	44.2	37.5	9	20	71	0

PUNT RETURNS	RET	FC	YDS	AVG	LONG	TD
S. Patton	10	5	112	11.2	33	0
B. Rainey	7	3	55	7.9	14	0
M. Thigpen	4	8	65	16.3	53	0
T. Holliday	2	1	17	8.5	17	0

BUCCANEERS	23	17	249	10.8	53	0
OPPONENTS	32	26	185	5.8	62t	1

KICKOFF RETURNS	RET	YDS	AVG	LONG	TD
S. Patton	18	416	23.1	28	0
B. Rainey	6	158	26.3	33	0
M. Thigpen	6	120	20.0	28	0
T. Holliday	2	45	22.5	25	0
C. Owusu	1	45	45.0	45	0
L. Johnson	1	18	18.0	18	0
J. Lane	1	9	9.0	9	0
O. Lemon	1	8	8.0	8	0

BUCCANEERS	36	819	22.8	45	0
OPPONENTS	37	868	23.5	58	0

FIELD GOALS	1-19	20-29	30-39	40-49	50+	LG
R. Lindell	0-0	2-3	7-8	6-7	5-6	55
BUCCANEERS	0-0	2-3	7-8	6-7	5-6	55
OPPONENTS	0-0	7-7	9-9	13-16	0-7	49

BUCCANEERS	0-0	2-3	7-8	6-7	5-6	55
OPPONENTS	0-0	7-7	9-9	13-16	0-7	49



DATE	W/L	SCORE	OPPONENT	ATT.
9/13	L	14-42	TENNESSEE	63,945
9/20	W	26-19	at New Orleans	73,006
9/27	L	9-19	at Houston	71,718
10/4	L	23-37	CAROLINA	57,468
10/11	W	38-31	JACKSONVILLE	58,490
10/25	L	30-31	at Washington	72,912
11/1	W	23-20 (OT)	at Atlanta	70,524
11/8	L	18-32	N.Y. GIANTS	64,351
11/15	W	10-6	DALLAS	64,133
11/22	W	45-17	at Philadelphia	69,596
11/29	L	12-25	at Indianapolis	65,696
12/6	W	23-19	ATLANTA	58,221
12/13	L	17-24	NEW ORLEANS	62,138
12/17	L	23-31	at St. Louis	51,295
12/27	L	21-26	CHICAGO	63,734
1/3	L	10-38	at Carolina	74,169

	BUCS	OPP
TOTAL FIRST DOWNS	356	351
Rushing	99	104
Passing	201	208
Penalty	36	39
3rd Down: Made/Att.	84/202 41.6%	97/211 46.0%
4th Down: Made/Att.	7/13 53.8%	4/6 66.7%
POSSESSION AVG.	28.43	31.17
TOTAL NET YARDS	6,014	5,446
Avg. Per Game	375.9	340.4
Total Plays	1,017	1,044
Avg. Per Play	5.9	5.2
NET YARDS RUSHING	2,162	1,606
Avg. Per Game	135.1	100.4
Total Rushes	455	466
NET YARDS PASSING	3,852	3,840
Avg. Per Game	240.8	240.0
Sacked/Yards Lost	27/190	38/232
Gross Yards	4,042	4,072
Att./Completions	535/315	540/378
Completion Pct.	58.3	70.0
Had Intercepted	15	11
PUNTS/AVERAGE	56/41.9	62/45.0
NET PUNTING AVERAGE	38.0	38.4
PENALTIES/YARDS	143/1,195	104/859
FUMBLES/FUMBLES LOST	26/13	24/12
TOUCHDOWNS	37	47
Rushing	12	12
Passing	22	31
Returns	3	4

BY QUARTERS	1	2	3	4	OT	TOT
BUCCANEERS	58	117	74	90	3	342
OPPONENTS	85	132	95	105	0	417

SCORING	TD	R	P	RT	PAT	2-PT.	FG	S	PTS
C. Barth	0	0	0	0	25-26	0	23-28	0	94
D. Martin	7	6	1	0	0-0	0	0-0	0	42
J. Winston	6	6	0	0	0-0	0	0-0	0	36
K. Brindza	0	0	0	0	6-8	0	6-12	0	24
A. Seferian-Jenkins	4	0	4	0	0-0	0	0-0	0	24
C. Sims	4	0	4	0	0-0	0	0-0	0	24
V. Jackson	3	0	3	0	0-0	1	0-0	0	20
C. Brate	3	0	3	0	0-0	0	0-0	0	18
M. Evans	3	0	3	0	0-0	0	0-0	0	18
L. David	1	0	0	1	0-0	0	0-0	0	6
D. Dye	1	0	1	0	0-0	0	0-0	0	6
A. Humphries	1	0	1	0	0-0	0	0-0	0	6
H. Jones	1	0	0	1	0-0	0	0-0	0	6
R. Shepard	1	0	1	0	0-0	0	0-0	0	6
J. Smith	1	0	0	1	0-0	0	0-0	0	6
L. Stocker	1	0	1	0	0-0	0	0-0	0	6
BUCCANEERS	37	12	22	3	31-31	1-3	29-40	0	342
OPPONENTS	47	12	31	4	42-45	0-2	31-34	0	417
RUSHING	NO	YDS	AVG	LG	TD				
D. Martin	288	1,402	4.9	84	6				
C. Sims	107	529	4.9	59	0				
J. Winston	54	213	3.9	21	6				
B. Rainey	5	18	3.6	7	0				
J. Lane	1	0	0.0	0	0				
BUCCANEERS	455	2,162	4.8	84	12				
OPPONENTS	466	1,606	3.4	21t	12				

RECEIVING	NO	YDS	AVG	LG	TD
M. Evans	74	1,206	16.3	68	3
C. Sims	51	561	11.0	56	4
V. Jackson	33	543	16.5	36	3
D. Martin	33	271	8.2	25	1
A. Humphries	27	260	9.6	27	1
C. Brate	23	288	12.5	46	3
A. Seferian-Jenkins	21	338	16.1	43t	4
B. Myers	12	127	10.6	17	0
D. Dye	11	132	12.0	44	1
L. Murphy	10	198	19.8	54	0
L. Stocker	9	61	6.8	14	1
R. Shepard	3	28	9.3	18	1
B. Rainey	3	16	5.3	8	0
J. Lane	2	13	6.5	8	0
BUCCANEERS	312	4,042	13.0	68	22
OPPONENTS	378	4,072	10.8	60t	31

BUCCANEERS	312	4,042	13.0	68	22
OPPONENTS	378	4,072	10.8	60t	31
INTERCEPTIONS	NO	YDS	AVG	LG	TD
L. David	3	19	6.3	20t	1
K. Alexander	2	15	7.5	15	0
B. McDougald	2	1	0.5	1	0
C. Conte	2	-4	-2.0	-2	0
A. Verner	1	44	44.0	28	0
S. Moore	1	18	18.0	18	0
BUCCANEERS	11	93	8.5	28	1
OPPONENTS	15	212	14.1	46t	2

TACKLES	SOLO	ASST.	TOTAL
L. David	85	62	147
K. Alexander	59	34	93
B. McDougald	67	20	87
C. Conte	58	20	78
W. Gholston	47	20	67
SACKS	SPECIAL TEAM TACKLES		
G. McCoy	8.5	R. Shepard	10
J. Smith	7.0	B. Carter	8
H. Jones	5.0	D. Lamsanah	8

PUNTING	NO	YDS	AVG	NET	TB	IN20	LG	BK
J. Schum	56	2,348	41.9	38.0	4	15	60	0
BUCCANEERS	56	2,348	41.9	38.0	4	15	60	0
OPPONENTS	62	2,789	45.0	38.4	6	27	64	1

PUNT RETURNS	RET	FC	YDS	AVG	LONG	TD
B. Rainey	29	14	288	9.9	60	0
BUCCANEERS	29	17	249	10.8	53	0
OPPONENTS	27	15	140	5.2	24	0

KICKOFF RETURNS	RET	YDS	AVG	LONG	TD
B. Rainey	19	469	24.7	38	0
D. Dye	2	37	18.5	19	0
BUCCANEERS	21	506	24.1	38	0
OPPONENTS	35	882	25.2	102	0

FIELD GOALS	1-19	20-29	30-39	40-49	50+	LG
C. Barth	0-0	9-9	8-8	3-6	3-5	53
K. Brindza	0-0	1-2	2-3	1-3	2-4	58
BUCCANEERS	0-0	10-11	10-11	4-9	5-9	58
OPPONENTS	2-2	12-12	6-6	7-10	4-4	53

USUAL STARTING LINEUP	DEFENSE:
WR 83 Vincent Jackson	DE 92 William Gholston
LT 76 Donovan Smith	DT 93 Gerald McCoy
LG 70 Logan Mankins	DT 97 Akeem Spence
C 68 Joe Hawley	DE 56 Jacques Smith
RG 74 Ali Marpet	SLB 51 Danny Lamsanah
RT 78 Gosder Cherilus	MLB 58 Kwon Alexander
TE 88 Luke Stocker	WLB 54 Lavonte David
WR 13 Mike Evans	CB 26 Sterling Moore
QB 3 Jameis Winston	CB 38 Jude Adjei-Barimah
RB 22 Doug Martin	SS 23 Chris Conte
FB 46 Jorvorskie Lane	FS 30 Bradley McDougald

PASSING	ATT.	CMP.	YDS.	CMP%	YDS/ATT	TD	TD%	INT	INT%	LONG	SK/LOST	RTG
J. Winston	535	312	4,042	58.3	7.56	22	4.1	15	2.8	68	27/190	84.2
BUCCANEERS	535	312	4,042	58.3	7.56	22	4.1	15	2.8	68	27/190	84.2
OPPONENTS	540	378	4,072	70.0	7.54	31	5.7	11	2.0	60t	38/232	102.5



2016

RECORD: 9-7 HEAD COACH: DIRK KOETTER

DATE	W/L	SCORE	OPPONENT	ATT.
9/11	W	31-24	at Atlanta	69,382
9/18	L	7-40	at Arizona	64,230
9/25	L	32-37	LOS ANGELES	55,009
10/2	L	7-27	DENVER	60,375
10/10	W	17-14	at Carolina	73,425
10/23	W	34-17	at San Francisco	70,178
10/30	L	24-30 (OT)	OAKLAND	61,068
11/3	L	28-43	ATLANTA	57,797
11/13	W	36-10	CHICAGO	62,898
11/20	W	19-17	at Kansas City	72,277
11/27	W	14-5	SEATTLE	63,674
12/4	W	28-21	at San Diego	53,832
12/11	W	16-11	NEW ORLEANS	62,140
12/18	L	20-26	at Dallas	93,101
12/24	L	24-31	at New Orleans	73,177
1/1	W	17-16	CAROLINA	62,037

	BUCS	OPP
TOTAL FIRST DOWNS	340	326
Rushing	80	102
Passing	220	203
Penalty	40	21
3rd Down: Made/Att.	94/212 43.9%	67/195 34.4%
4th Down: Made/Att.	4/9 44.4%	8/10 80.0%
POSSESSION AVG.	30:32	29:28
TOTAL NET YARDS	5,542	5,887
Avg. Per Game	346.4	367.9
Total Plays	1,066	1,013
Avg. Per Play	5.2	5.8
NET YARDS RUSHING	1,616	1,875
Avg. Per Game	101.1	117.2
Total Rushes	453	427
NET YARDS PASSING	3,926	4,201
Avg. Per Game	245.4	250.8
Sacked/Yards Lost	35/239	38/234
Gross Yards	4,165	4,246
Att./Completions	578/355	548/347
Completion Pct.	61.4	63.3
Had Intercepted	18	17
PUNTS/AVERAGE	70/45.9	70/44.4
NET PUNTING AVERAGE	42.7	40.3
PENALTIES/YARDS	109/926	121/1,061
FUMBLES/FUMBLES LOST	19/9	21/12
TOUCHDOWNS	41	41
Rushing	8	15
Passing	29	24
Returns	4	2

BY QUARTERS	1	2	3	4	OT	TOT
BUCCANEERS	66	101	99	88	0	354
OPPONENTS	78	114	96	75	0	369

SCORING	TD	R	P	RT	PAT	2-PT.	FG	S	PTS
R. Aguayo	0	0	0	0	32-34	0	22-31	0	98
M. Evans	12	0	12	0	0-0	2	0-0	0	76
C. Brate	8	0	8	0	0-0	0	0-0	0	48
D. Martin	3	3	0	0	0-0	0	0-0	0	18
A. Humphries	2	0	2	0	0-0	1	0-0	0	14
J. Rodgers	2	2	0	0	0-0	0	0-0	0	12
R. Shepard	2	0	2	0	0-0	0	0-0	0	12
C. Sims	2	1	1	0	0-0	0	0-0	0	12
B. Myers	1	0	1	0	0-0	1	0-0	0	8
K. Alexander	1	0	0	1	0-0	0	0-0	0	6
P. Barber	1	1	0	0	0-0	0	0-0	0	6
C. Conte	1	0	0	1	0-0	0	0-0	0	6
A. Cross	1	0	1	0	0-0	1	0-0	0	6
L. David	1	0	0	1	0-0	0	0-0	0	6
B. Grimes	1	0	0	1	0-0	0	0-0	0	6
F. Martino	1	0	1	0	0-0	1	0-0	0	6
A. Seferian-Jenkins	1	0	1	0	0-0	0	0-0	0	6
J. Winston	1	1	0	0	0-0	0	0-0	0	6
Team	0	0	0	0	0-0	0	0-0	1	2
BUCCANEERS	41	8	29	4	32-34	4-7	22-31	1	354
OPPONENTS	41	15	24	2	34-35	2-5	27-36	2	369

RUSHING	NO	YDS	AVG	LG	TD
J. Rodgers	129	560	4.3	45	2
D. Martin	144	421	2.9	17	3
P. Barber	55	223	4.1	44	1
J. Winston	53	165	3.1	14	1
C. Sims	51	149	2.9	23	1
A. Smith	10	47	4.7	8	0
M. James	4	19	4.8	9	0
A. Humphries	5	18	3.6	8	0
R. Shepard	1	9	9.0	9	0
J. Huff	1	5	5.0	5	0
BUCCANEERS	453	1,616	3.6	45	8
OPPONENTS	427	1,875	4.4	42	15

PASSING	ATT.	CMP.	YDS.	CMP%	YDS/ATT
Winston	567	345	4090	60.8	7.21
Glennon	11	10	75	90.9	6.82
BUCCANEERS	578	355	4165	61.4	7.21
OPPONENTS	548	347	4246	63.3	7.75

RECEIVING	NO	YDS	AVG	LG	TD
M. Evans	96	1321	13.8	45t	12
C. Brate	57	660	11.6	38	8
A. Humphries	55	622	11.3	42t	2
C. Sims	24	190	7.9	33	1
R. Shepard	23	341	14.8	24	2
V. Jackson	15	173	11.5	18	0
D. Martin	14	134	9.6	27	0
J. Rodgers	13	98	7.5	21	0
C. Shorts	11	152	13.8	22	0
F. Martino	8	142	17.8	43t	1
B. Myers	7	59	8.4	12	1
A. Smith	6	77	12.8	30	0
A. Cross	6	38	6.3	10	1
P. Barber	5	28	5.6	11	0
L. Stocker	5	23	4.6	11	0
M. James	4	22	5.5	6	0
A. Seferian-Jenkins	3	44	14.7	30t	1
J. Huff	3	41	13.7	17	0
BUCCANEERS	355	4165	11.7	45t	29
OPPONENTS	347	4246	12.2	68	24

INTERCEPTIONS	NO	YDS	AVG	LG	TD
B. Grimes	4	37	9.3	31t	1
K. Tandy	4	28	7.0	28	0
C. Conte	2	73	36.5	53	1
B. McDougald	2	32	16.0	32	0
K. Alexander	1	38	38.0	38t	1
A. Verner	1	16	16.0	16	0
L. David	1	15	15.0	15t	1
V. Hargreaves	1	0	0.0	0	0
D. Smith	1	-5	-5.0	-5	0
BUCCANEERS	17	234	13.8	53	4
OPPONENTS	18	253	14.1	60t	1

TACKLES	SOLO	ASST.	TOTAL
K. Alexander	108	37	145
B. McDougald	79	13	92
L. David	67	20	87
V. Hargreaves	68	8	76
C. Conte	54	10	64

SACKS		SPECIAL TEAM TACKLES	
G. McCoy	7.0	J. Robinson	12
R. Ayers	6.5	K. Tandy	6
N. Spence	5.4	C. Conte/A. Glanton	5

BUCCANEERS	38.0
OPPONENTS	35.0

PUNTING	NO	YDS	AVG	NET	TB	IN20	LG	BK
B. Anger	70	3215	45.9	42.7	5	37	59	0
BUCCANEERS	70	3215	45.9	42.7	5	37	59	0
OPPONENTS	70	3109	44.4	40.3	1	31	67	0

PUNT RETURNS	RET	FC	YDS	AVG	LONG	TD
A. Humphries	24	22	237	9.9	25	0
V. Hargreaves	5	0	25	5.8	12	0
BUCCANEERS	29	22	266	9.2	25	0
OPPONENTS	24	29	128	5.3	20	0

KICKOFF RETURNS	RET	YDS	AVG	LONG	TD
R. Smith	10	169	16.9	24	0
J. Huff	6	72	12.0	26	0
A. Humphries	4	47	11.8	17	0
C. Shorts	1	19	19.0	19	0
BUCCANEERS	21	307	14.6	26	0
OPPONENTS	25	583	23.3	44	0

FIELD GOALS	1-19	20-29	30-39	40-49	50+	LG
R. Aguayo	0-0	5-5	13-15	4-10	0-1	43
BUCCANEERS	0-0	5-5	13-15	4-10	0-1	43
OPPONENTS	0-0	9-9	8-9	6-8	4-10	54

USUAL STARTING LINEUP	DEFENSE:
WR 83 Vincent Jackson	DE 92 William Gholston
LT 76 Donovan Smith	DT 93 Gerald McCoy
LG 64 Kevin Pamphile	DT 98 Clinton McDonald
C 68 Joe Hawley	DE 91 Robert Ayers
RG 74 Ali Marpet	SLB 51 Daryl Smith
TE 69 Demar Dotson	MLB 58 Kwon Alexander
RT 88 Luke Stocker	WLB 54 Lavonte David
WR 13 Mike Evans	CB 24 Brent Grimes
QB 3 Jameis Winston	CB 28 Vernon Hargreaves
TE 22 Doug Martin	SS 23 Chris Conte
TE 84 Cam Brate	FS 30 Bradley McDougald

PASSING	ATT.	CMP.	YDS.	CMP%	YDS/ATT	TD	TD%	INT	INT%	LONG	SK/LOST	RTG
Winston	567	345	4090	60.8	7.21	28	4.9	18	3.2	45t	35/239	86.1
Glennon	11	10	75	90.9	6.82	1	9.1	0	0.0	13	0/0	125.4
BUCCANEERS	578	355	4165	61.4	7.21	29	5.0	18	3.1	45t	35/239	87.0
OPPONENTS	548	347	4246	63.3	7.75	24	4.4	17	3.1	68	38/234	88.8

# BUCCANEERS PLAYOFF HISTORY

## 1979 NFC DIVISIONAL PLAYOFF GAME




TAMPA BAY 24, PHILADELPHIA 17  
DECEMBER 29, 1979  
TAMPA STADIUM (71,402)



**TAMPA** – The first foray into the postseason was a successful one for the Tampa Bay franchise, which reached the playoffs in just its fourth year of existence. After winning the NFC Central with a 10-6 record, the Buccaneers faced Philadelphia in the Divisional Playoff round after the Eagles had downed Chicago a week earlier. Tampa Bay used a stingy defense (227 yards allowed) and the relentless running of Ricky Bell to prevail 24-17 in front of a home crowd of 71,402. The Buccaneers opened the game with a methodical 18-play, 80-yard march that drained over nine minutes off the clock. On his way to a 142-yard rushing performance, Bell ran on exactly half of the drive's plays, gaining 37 yards on nine totes, including a four-yard scoring burst around right end. Neither team advanced significantly on its next possession, but Philadelphia moved into field goal range early in the second quarter. After a successful fake field goal run was nullified by a delay-of-game penalty on the Eagles, K Tony Franklin came up short on a 52-yard attempt. Taking over at its own 35, Tampa Bay saw a 25-yard run by Bell called back due to holding but immediately compensated with a 34-yard pass from QB Doug Williams to WR Larry Mucker. Williams later fired a 26-yard pass to WR Isaac Hagins and an apparent TD toss to TE Jimmie Giles, but Giles was ruled to not have possession and the Bucs settled for a 40-yard field goal. Before the intermission, Tampa Bay was able to extend its lead to 17 thanks to a big play by the defense. NT Randy Crowder's fumble recovery at the Eagles' four-yard line just two plays after Tampa Bay's field goal set up a second Buccaneer touchdown, though it took four plays to cover that short distance. After an incomplete pass and two Bell runs for three yards, Buccaneer Head Coach John McKay elected to send Bell through the line one more time on fourth down and the third-year back followed a block by left tackle Darryl Carlton to reach paydirt. Philadelphia did manage to get on the board before halftime when LB Jerry Robinson intercepted a Williams pass at the Buccaneers' 48 and returned it 37 yards to the 11. Two plays later, Jaworski hooked up with WR Charles Smith in the end zone to cut the Buc lead to 17-7. Philly then opened the third quarter with a 45-yard field goal drive aided by WR Harold Carmichael's tackle-breaking 39-yard reception and concluded by Franklin's 42-yard kick. The Bucs and Eagles then traded two more punts each to run out the period. On its second possession of the fourth quarter, Tampa Bay got what proved to be the decisive points when Williams hit Giles on a three-yard scoring pass that capped a 57-yard drive. Bell provided the key play of the march with a 26-yard run around left tackle on third-and-two from the Philadelphia 49. Philadelphia answered on its

next possession with a gritty 80-yard drive, twice keeping possession on fourth-down completions by QB Ron Jaworski. After a 13-yarder to Smith on fourth-and-11 from the 50-yard line, Jaworski then found Carmichael for a 37-yard TD. Following an unsuccessful onside-kick attempt, Philadelphia forced a Buccaneer three-and-out and went on one last drive in the final two minutes. Jaworski's fourth-down incompleteness from the Buc 45 effectively ended the game.



SCORING	1	2	3	4	F
Philadelphia	0	7	3	7	17
Tampa Bay	7	10	0	7	24

Tampa Bay: Bell 4 run (O'Donoghue kick)  
Tampa Bay: O'Donoghue 40 FG  
Tampa Bay: Bell 1 run (O'Donoghue kick)  
Philadelphia: Smith 11 pass from Jaworski (Franklin kick)  
Philadelphia: Franklin 42 FG  
Tampa Bay: Giles 9 pass from Williams (O'Donoghue kick)  
Philadelphia: Carmichael 37 pass from Jaworski (Franklin kick)

### TEAM STATISTICS

	PHI	TB
First Downs	15	17
Total Net Yards	227	318
Total Offensive Plays	59	70
Rushes-Net Yards	18-48	55-186
Net Yards Passing	179	132
Att.-Comp.-Int.	39-15-0	15-7-1
Sacked-Yards	2-20	0-0
Punts-Avg.	5-44.3	5-42.6
Fumbles-Lost	2-1	0-0
Penalties-Yards	8-62	9-105
Time of Possession	23:29	36:31

### INDIVIDUAL STATISTICS

#### RUSHING

Philadelphia: Montgomery 13-35, Harris 4-13, Jaworski 1-0. Tampa Bay: Bell 38-142 (2 TDs), Eckwood 8-19, Williams 6-19, J. Davis 3-6.

#### PASSING

Philadelphia: Jaworski 39-15-199, 2 TDs.  
Tampa Bay: Williams 15-7-132, 1 TD, 1 INT.

#### RECEIVING

Philadelphia: Montgomery 4-35, Carmichael 3-92 (1 TD), Smith 3-49 (1 TD), Kreple 3-23, Harris 1-2, Campfield 1-(-2).  
Tampa Bay: Giles 3-43 (1 TD), Hagins 2-34, Mucker 1-34, Owens 1-21.

#### INTERCEPTIONS

Philadelphia: Robinson 1-37.  
Tampa Bay: None.

#### SACKS

Philadelphia: None.  
Tampa Bay: L. Selmon 2-20

#### ATTENDANCE

71,402

1979 NFC CHAMPIONSHIP GAME



L.A. RAMS 9, TAMPA BAY 0  
JANUARY 6, 1980  
TAMPA STADIUM (72,033)



**TAMPA** – In the first NFC Championship Game to be decided without either team scoring a touchdown, host Tampa Bay fell 9-0 to the Los Angeles Rams. In a reversal of the elements that brought the Buccaneers victory one week before in the franchise's first playoff game, Tampa Bay was held to 177 net yards of offense and surrendered to a pounding Rams running game that racked up 216 yards on 53 carries. Three Buccaneer passers were limited to just five completions in 27 attempts and Tampa Bay did not penetrate LA territory until midway through the third quarter. Neither team scored in the first quarter, though Los Angeles threatened twice. On its second drive of the game, L.A. advanced to the Buccaneer 18 thanks to two runs and one reception by RB Cullen Bryant for a combined 30 yards. However, fellow RB Wendell Tyler then fumbled on first-and-10 at the 18, with Buccaneer LB Richard Wood recovering. After a Tampa Bay punt, the Rams embarked on another drive deep into Buc territory, mostly on alternating runs by Bryant and Tyler. Tyler got the call on third-and-goal from the one on the final play of the first period but was stopped short by Buc DE Wally Chambers. On the first play of the second quarter, K Frank Corral opened the scoring with a 19-yard field goal. A combined five punts later, Los Angeles took over at its own 38 with just under six minutes to play in the half. Using five of those minutes, Los Angeles advanced 58 yards on 10 plays, the largest chunk coming on a drive-opening 22-yard completion from QB Vince Ferragamo to TE Charlie Young. When Buc LB Dewey Selmon stopped Young for a four-yard gain on third-and-five from the Bucs' eight, the Rams were forced into another field goal try, this one a successful 21-yarder. In the final minute of the first half, Tampa Bay drove nearly to midfield but Williams was intercepted in L.A. territory by LB Jim Youngblood. The Rams took a 6-0 lead into halftime after controlling the ball for almost 21 of the game's first 30 minutes. Neither team scored in the third quarter, though the Rams' Corral tried a 37-yard field goal that sailed wide left. The Los Angeles drive had stalled when S Cedric Brown tracked Tyler down in the backfield for a five-yard loss from the Bucs' 15. After a pair of punts, Tampa Bay made its first move into the Los Angeles half of the field when RB Jerry Eckwood threw a 42-yard option pass to WR Larry Mucker and Mucker was pulled down at the 24. However, QB Mike Rae, seeing his first playoff action in place of starter Doug Williams, threw incomplete passes on third and fourth down. Still trailing by just six points, the Buccaneers stiffened defensively on the ensuing possession. Wood stopped Tyler for two-yards on third-and-three then dropped him for a one-yard loss on fourth-and-one at the Bucs' 27-yard line. After the Bucs were forced to punt again, Los Angeles made the game's final dent on the scoreboard, driving 45 yards on eight plays to set up Corral's third short three-pointer,

a 23-yarder. A 13-yard run by Tyler and a 12-yarder by Bryant keyed the march. WR Isaac Hagins returned the ensuing kickoff to Tampa Bay's 35-yard line then hauled in a 25-yard pass from Rae, but Rae's fourth-down throw to Mucker fell incomplete in the end zone.

SCORING	1	2	3	4	F
Los Angeles	0	6	0	3	9
Tampa Bay	0	0	0	0	0
Los Angeles:	Corral 19 FG				
Los Angeles:	Corral 21 FG				
Los Angeles:	Corral 23 FG				

TEAM STATISTICS	LA	TB
First Downs	23	7
Total Net Yards	369	177
Total Offensive Plays	77	54
Rushes-Net Yards	53-216	26-92
Net Yards Passing	153	85
Att.-Comp.-Int.	23-12-0	27-5-1
Sacked-Yards	1-10	1-11
Punts-Avg.	5-37.2	8-37.1
Fumbles-Lost	1-1	1-0
Penalties-Yards	3-20	4-45
Time of Possession	37:49	22:11

INDIVIDUAL STATISTICS

<b>RUSHING</b>
Los Angeles: Bryant 18-106, Tyler 28-86, McCutcheon 6-26, Ferragamo 1-(-2).
Tampa Bay: Bell 20-59, Mucker 1-24, Eckwood 2-5, J. Davis 2-4, Rae 1-0.
<b>PASSING</b>
Los Angeles: Ferragamo 23-12-163.
Tampa Bay: Williams 13-2-12, 1 INT, Rae 13-2-42, Eckwood 1-1-42.
<b>RECEIVING</b>
Los Angeles: Bryant 4-39, Dennard 3-56, Young 3-39, Nelson 1-15, Tyler 1-14.
Tampa Bay: Hagins 2-42, Bell 2-12, Mucker 1-42.

<b>INTERCEPTIONS</b>
Los Angeles: Jim Youngblood 1-10.
Tampa Bay: None.

<b>SACKS</b>
Los Angeles: Fanning 1-11.
Tampa Bay: Cotney 1-10.

<b>ATTENDANCE</b>
72,033



1981 NFC DIVISIONAL PLAYOFF GAME



DALLAS 38, TAMPA BAY 0  
JANUARY 2, 1982  
TEXAS STADIUM (64,848)



OWNERSHIP

PLAYERS

2016 IN REVIEW

HISTORY

RECORDS

SIDELINES

DALLAS – The Buccaneers won a thrilling showdown with Detroit in the last week of the regular season to capture the NFC Central crown but, for the second time in a row, failed to score in the resulting playoff game. Dallas ran for 212 yards and four touchdowns on 46 carries and held Tampa Bay to 222 net yards of offense in a 38-0 whitewash. Buccaneer QB Doug Williams was also sacked four times and intercepted four times as Dallas scored 28 second-half points. The first quarter, however, was scoreless as Tampa Bay repelled several Cowboy scoring chances. After an unsuccessful opening drive for the Bucs, Dallas reached Tampa Bay's 40-yard line but stalled when LBs Cecil Johnson and Andy Hawkins broke up a near completion from QB Danny White to TE Doug Cosbie on third-and-nine. Williams was intercepted by CB Dennis Thurman in Buccaneer territory a few plays later, but the Buc defense tipped away two passes and stopped RB Tony Dorsett for a four-yard loss to force a quick punt. Thurman promptly intercepted another Williams offering three plays later, giving Dallas possession at the Bucs' 47. A two-yard fourth-down run by FB Ron Springs and two third-down completions by White preserved a drive that bled into the second quarter and eventually ended in White's nine-yard scoring pass to WR Tony Hill. The Bucs appeared to be responding on their next possession when a 20-yard pass from Williams to RB James Owens sparked a drive that reached Dallas' 21. However, Tampa Bay was penalized 28 yards on second-and-six when Williams was flagged for intentional grounding while trying to avoid a strong rush from DE Ed 'Too Tall' Jones. The drive ended in a punt one play later. Dallas added a 21-yard field goal drive after a short Buccaneer punt, giving the Cowboys a 10-0 halftime advantage. That lead was quickly extended after the intermission when Dallas put together a quick 80-yard touchdown drive to open the third period. Dorsett scrambled for consecutive gains of 25 and 26 yards on short passes and RB James Jones ran six yards off right guard for the score. S Michael Downs picked off a Williams pass later in the third quarter and returned it 21 yards to Tampa Bay's 33, setting up a Dorsett five-yard TD run. On the Bucs' next play, Williams was hit by DT John Dutton, leading to an interception by Ed Jones. James Jones converted that turnover into a five-yard touchdown run after Dorsett had zipped for 21 yards on first down. On a drive beginning in the final seconds of the third quarter, Tampa Bay made its deepest thrust into Dallas territory on the strength of a 75-yard reception by TE Jimmie Giles. Giles was pulled down at the Dallas five, but a sack and a three-yard loss by RB Jerry Eckwood led to a fourth-and-goal from the nine. Under pressure from LB Anthony Dickerson, Williams missed Giles in the end zone. Dallas scored its final touchdown on the ensuing possession, driving 90 yards in nine-and-a-half minutes before RB Timmy Newsome punched it in from one-yard out. The Bucs' last drive included a 23-yard Williams-to-Giles hookup but ended on a failed fake punt attempt.



SCORING

	1	2	3	4	F
Tampa Bay	0	0	0	0	0
Dallas	0	10	21	7	38
Dallas:	Hill 9 pass from White (Septien kick)				
Dallas:	Septien 32 FG				
Dallas:	Springs 1 run (Septien kick)				
Dallas:	Dorsett 5 run (Septien kick)				
Dallas:	Jones 5 run (Septien kick)				
Dallas:	Newsome 1 run (Septien kick)				

TEAM STATISTICS

	TB	DAL
First Downs	12	27
Total Net Yards	222	345
Total Offensive Plays	57	73
Rushes-Net Yards	24-74	46-212
Net Yards Passing	148	133
Att.-Comp.-Int.	19-10-4	26-15-0
Sacked-Yards	4-39	1-10
Punts-Avg.	5-38.4	4-30.0
Fumbles-Lost	3-0	0-0
Penalties-Yards	10-105	5-40
Time of Possession	26:51	33:09

INDIVIDUAL STATISTICS

RUSHING

Tampa Bay: Owens 12-40, Wilder 4-23, Williams 3-9, Eckwood 4-2, Davis 1-0.  
Dallas: Dorsett 16-86 (1 TD), Springs 15-70 (1 TD), J. Jones 9-32 (1 TD), Newhouse 4-23, Newsome 1-1 (1 TD), Cosbie 1-0.

PASSING

Tampa Bay: Williams 29-10-187, 4 INT.  
Dallas: D. White 26-15-143, 1 TD.

RECEIVING

Tampa Bay: Bell 3-36 (1 TD), Owens 3-32, Giles 2-98, Wilder 1-11, House 1-10.  
Dallas: Dorsett 4-48, DuPree 3-22, Pearson 2-21, Hill 2-18 (1 TD), J. Jones 2-11, Donley 1-14, Cosbie 1-5.

INTERCEPTIONS

Tampa Bay: None  
Dallas: Thurman 2-50, Downs 1-21, E. Jones 1-0.

SACKS

Tampa Bay: L. Selmon 1-10.  
Dallas: Bethae 1-17, Martin 1-9, R. White 1-4, Hegman 0.5-4.5, Lewis 0.5-4.5.

ATTENDANCE

64,848

1982 NFC FIRST ROUND PLAYOFF GAME



DALLAS 30, TAMPA BAY 17  
JANUARY 9, 1983  
TEXAS STADIUM (65,042)



DALLAS – For the second straight season, Tampa Bay's playoff road began and ended in Dallas, where they had hoped to avenge a 38-0 drubbing from the 1981 post-season. Though Tampa Bay actually led 17-16 entering the final quarter, Dallas once again moved on at the Bucs' expense, scoring twice in the fourth quarter to earn a 30-17 win. The Buccaneers were outgained in total net yards by a wide 456-218 margin and had possession of the ball for less than 20 minutes of the game, but stayed close with three takeaways, five sacks and a pair of long touchdowns. Dallas cracked the scoreboard first with a 33-yard Rafael Septien field goal in the first quarter set up by Dexter Clinkscales interception at midfield. After a Buccaneer punt, Septien hit another field goal from identical distance, this one keyed by a 26-yard pass from QB Danny White to WR Butch Johnson that had a 14-yard personal foul tacked onto the end of it. Tampa Bay took its first lead of the game in the second quarter thanks to a big play on defense. With Dallas driving well into Buccaneer territory, White fumbled on third-and-six and Tampa Bay LB Hugh Green recovered the loose ball and ran 60 yards for the only defensive touchdown in Buccaneer playoff history. Dallas promptly moved back into the Bucs' half of the field on its next possession as White again hooked up with Johnson for 23 yards and found WR Tony Hill open for a 14-yard gain. The Buccaneer defense came up with another big play, however, as S Mark Cotney redirected another White aerial and returned it 50 yards to the Dallas 27. RB James Wilder added an 11 yard run from there, but the Bucs were forced to kick a 32-yard field goal when CB Ron Fellows broke up a pass intended for WR Gerald Carter in the end zone. Dallas regained the lead before halftime by putting together a 10-play, 75-yard drive culminating in White's six-yard TD pass to RB Ron Springs. Key plays on that drive included a 21-yard catch by WR Drew Pearson and a 13-yarder by TE Doug Cosbie. The third quarter was dominated by a pair of long drives. Dallas opened the period with an 84-yard march on 17 plays that ended in Septien's 19-yard field goal. The Cowboys converted four third downs on the drive but missed the fifth when DE Lee Roy Selmon stopped RB Tony Dorsett for no gain at the one. After interceptions by Dallas' Dennis Thurman and Tampa Bay's Neal Colzie, the Bucs countered with an 80-yard touchdown drive on six plays. WR Gordon Jones got more than half of that on third-and-eight from midfield when he caught a 49-yard scoring pass, giving Tampa Bay a 17-16 lead. The Bucs then quickly got the ball back to start the fourth quarter thanks to two sacks of White, one by Selmon, but S Monty Hunter then turned in the game's pivotal play, intercepting a Williams throw intended for WR Kevin House and returning it 19 yards for a go-ahead score. Dallas added an 81-yard drive later in the period, scoring a clinching touchdown on White's 10-yard pass to RB Timmy Newsome. Tampa Bay's offense then stalled and Dallas converted two first downs to run out the final two minutes.



SCORING

	1	2	3	4	F
Tampa Bay	0	10	7	0	17
Dallas	6	7	3	14	30

Dallas:	Septien 33 FG
Dallas:	Septien 33 FG
Tampa Bay:	Green 60 fumble return (Capece kick)
Tampa Bay:	Capece 32 FG
Dallas:	Springs 6 pass from White (Septien kick)
Dallas:	Septien 19 FG
Tampa Bay:	Jones 49 pass from Williams (Capece kick)
Dallas:	Hunter 19 Interception return (Septien kick)
Dallas:	Newsome 10 pass from White (Septien kick)

TEAM STATISTICS

	TB	DAL
First Downs	8	29
Total Net Yards	218	456
Total Offensive Plays	49	92
Rushes-Net Yards	21-105	42-179
Net Yards Passing	113	277
Att.-Comp.-Int.	28-8-3	45-27-2
Sacked-Yards	0-0	5-35
Punts-Avg.	6-43.5	3-40.6
Fumbles-Lost	0-0	1-1
Penalties-Yards	4-41	6-45
Time of Possession	19:47	40:13

INDIVIDUAL STATISTICS

RUSHING

Tampa Bay: Wilder 14-93, Carver 7-12.  
Dallas: Dorsett 26-110, Donley 1-25, Springs 7-24, Newhouse 5-15, Pearson 1-4, DuPree 1-1, D. White 1-0.

PASSING

Tampa Bay: Williams 28-8-, 3 INT, 1 TD.  
Dallas: D. White 45-27-312, 2 INT, 2 TDs.

RECEIVING

Tampa Bay: House 4-52, Wilder 2-5, Jones 1-49 (1 TD), Giles 1-7.  
Dallas: Pearson 7-95, Johnson 4-76, T. Hill 4-45, Cosbie 3-32, Springs 3-16 (1 TD), Dorsett 2-14, Newsome 2-14 (1 TD), Newhouse 1-11, Dupree 1-9.

INTERCEPTIONS

Tampa Bay: Cotney 1-50, Holt 1-0.  
Dallas: Hunter 1-19 (1 TD), Clinkscales 1-11, Thurman 1-0.

SACKS

Tampa Bay: Logan 1.5-14.5, Brantley 1-6, Green 1-6, Selmon 1-6, Cannon 1-2.5.  
Dallas: None.

ATTENDANCE

65,042



# 1997 NFC WILD CARD PLAYOFF GAME



## TAMPA BAY 20, DETROIT 10 DECEMBER 28, 1997 HOULIHAN'S STADIUM (73,361)



**TAMPA** — In the team's first playoff game in Tampa Bay since the 1979 season, the Buccaneers dominated Detroit early, rushing to a 20-0 third quarter lead before holding on for the 20-10 Wild Card victory. Lions RB Barry Sanders, who came into the game in possession of a 14-game streak of 100-yard rushing efforts and just the third 2,000-yard season in league history, was contained spectacularly by a swarming Buc defense, gaining just 65 yards and notching no carry longer than 15 yards. After two failed first-quarter drives for each team, the Bucs made the initial strike with a 40-yard field goal drive keyed by QB Trent Dilfer's scrambling, 23-yard completion to WR Karl Williams on third-and-one. Detroit's next drive stalled, too, but the Lions almost regained possession when Williams muffed the resulting punt. However, the ball bounced through several Detroit hands and out of bounds at the Tampa Bay 11, instead setting up the longest drive in Buccaneer playoff history. Fueled by a pair of first-round rookies—RB Warrick Dunn gained 29 yards on seven runs and catches and WR Reidel Anthony caught passes of 10 and 20 yards—the Bucs marched down to a third-and-seven at the Detroit nine-yard line. From there, Dilfer fired a laser over the middle to WR Horace Copeland in the back of the end zone. Detroit's next attempt to climb back into the game was quickly turned back when CB Anthony Parker intercepted a Scott Mitchell pass at the Lions' 39 and returned it to the 20. Three plays later, PK Michael Husted nailed his second three-pointer, this one from a Buccaneer playoff-record 42 yards out. Detroit moved into Buccaneer territory on its next possession but was stonewalled at the 45 when a fourth-and-one pass attempt fell incomplete under heavy pressure from LB Rufus Porter. The Bucs struck first again in the second half when, after a Detroit punt, Dilfer marched his squad 53 yards for a touchdown. FB Mike Alstott began the drive with a seven-yard run then finished it with a 31-yard pinballing burst up the middle that turned into the longest carry in Buc playoff history and Tampa Bay's final touchdown. Detroit's next drive lasted 11 plays as Sanders finally got untracked for consecutive runs of 11 and 15 yards, but another fourth-down pass attempt, this one from the Buccaneers' eight-yard line, fell incomplete under significant pressure from the defensive line. The Lions did manage a field goal before the third period ended, then tacked on a touchdown with their first drive of the final quarter, marching 82 yards behind back-up QB Frank Reich. On the ensuing kickoff, a Buccaneer penalty forced Tampa Bay to start at its own five-yard line and the team quickly found itself in a third-and-five situation from the 10. Any developing thoughts of a Detroit comeback were promptly denied, however, when Dilfer hit WR Robb Thomas on a crossing pattern that turned into a 52-yard gain.



SCORING	1	2	3	4	F
Detroit	0	0	3	7	10
Tampa Bay	3	10	7	0	20

<b>Tampa Bay:</b>	Husted 22 FG
<b>Tampa Bay:</b>	Copeland 9 pass from Dilfer (Husted kick)
<b>Tampa Bay:</b>	Husted 42 FG
<b>Tampa Bay:</b>	Alstott 31 run (Husted kick)
<b>Detroit:</b>	Hanson 33 FG
<b>Detroit:</b>	Vardell 1 run (Hanson kick)

### TEAM STATISTICS

	DET	TB
First Downs	18	15
Total Net Yards	307	316
Total Offensive Plays	69	60
Rushes-Net Yards	27-109	32-141
Net Yards Passing	198	175
Att.-Comp.-Int.	40-21-1	26-13-1
Sacked-Yards	2-9	2-6
Punts-Avg.	4-38.0	5-40.4
Fumbles-Lost	1-0	2-1
Penalties-Yards	4-20	4-25
Time of Possession	28:23	31:37

### INDIVIDUAL STATISTICS

#### RUSHING

**Detroit:** Sanders 18-65, Mitchell 4-20, Rivers 1-17, Reich 1-5, Vardell 2-1 (1 TD), Jett 1-1.  
**Tampa Bay:** Dunn 18-72, Alstott 11-68 (1 TD), Anthony 1-1, Dilfer 2-0.

#### PASSING

**Detroit:** Mitchell 25-10-78, 1 INT, Reich 15-11-129.  
**Tampa Bay:** Dilfer 26-13-181, 1 TD, 1 INT.

#### RECEIVING

**Detroit:** Morton 8-88, Sanders 5-43, Moore 4-44, Boyd 2-11, Vardell 1-12, Sloan 1-9.  
**Tampa Bay:** Anthony 3-62, Dunn 3-0, Thomas 2-66, Copeland 2-14, Williams 1-23, Alstott 1-12, Harris 1-4.

#### INTERCEPTIONS

**Detroit:** Rice 1-2.  
**Tampa Bay:** Parker 1-19.

#### SACKS

**Detroit:** Elliss 1-0, London 1-6.  
**Tampa Bay:** Ahanotu 1-4, Jackson 1-5.

#### ATTENDANCE

73,361

1997 NFC DIVISIONAL PLAYOFF GAME



GREEN BAY 21, TAMPA BAY 7  
JANUARY 4, 1998  
LAMBEAU FIELD (60,327)



**GREEN BAY** – The Buccaneers trailed by just six points, 13-7, entering the final period but couldn't pull off the upset in Lambeau Field in a Divisional Playoff game as the Packers held on to a 21-7 win. Tampa Bay had the first scoring opportunity of the game in the opening quarter when a 51-yard drive positioned them at the Green Bay 25. However, DT Bob Kuberski blocked PK Michael Husted's 43-yard field goal attempt and the Packers took over at their own 33. That preceded a 67-yard, seven-play touchdown drive for the Pack that began with a 17-yard Brett Favre-to-TE Mark Chmura pass and ended similarly with a three-yard Favre-Chmura TD hookup. The Bucs' ensuing drive was much like the previous one, covering 50 yards and reaching the Packers' 25-yard line, thanks in large part to a 17-yard pass from QB Trent Dilfer to WR Horace Copeland on third-and-nine. This time, a potential 43-yard field goal was eschewed in favor of a fake attempt, but TE John Davis was stopped for no gain after taking a shovel pass from holder Steve Walsh. The tide seemed to turn again in the Bucs' favor two plays later when DT Warren Sapp stripped RB Dorsey Levens of the ball while making the tackle and recovered the fumble to give Tampa Bay possession at the Packers' 30. Unfortunately for the visitors, Green Bay's defense held strong, forcing another ill-fated field goal attempt, this one wasted by a botched snap. Sapp, who applied constant pressure in the Green Bay backfield all day, recording three sacks, nearly got the ball back for Tampa Bay when he got to Favre and stripped the ball again on third down, but the Packers recovered and punted away. In the half's final two minutes, Green Bay added to its lead with a pair of field goals, the second one set up by CB Tyrone Williams' interception of a Dilfer pass that went through WR Robb Thomas' hands. The Packers opened the second half with a strong drive into Buccaneer territory, but S John Lynch and CB Donnie Abraham combined to turn them away when Lynch hit Favre as he was passing and Abraham made a diving interception of the resulting errant pass. The Bucs then embarked on a 94-yard drive, the longest ever in Buccaneer playoff history, to score a touchdown and pull within six. On third-and-11 from their own five-yard line, the Bucs got out of trouble when Dilfer hit a streaking Reidel Anthony on the sideline for a 52-yard gain. Dilfer then found TE Dave Moore for a 28-yard gain over the middle, setting up FB Mike Alstott's six-yard TD run around left end. Packer RB Dorsey Levens matched that score near the beginning of the fourth quarter with a two-yard touchdown run, finishing off a drive that had been kept alive when WR Derrick Mayes' bobbled reception on third-and-18 fell into the crook of Mayes' leg for a 22-yard gain. Favre ran the ball in himself on the two-point conversion. The Bucs' next two drives ended in failed fourth downs, including a march set up by Abraham's second interception of the day.



SCORING	1	2	3	4	F
Tampa Bay	0	0	7	0	7
Green Bay	7	6	0	8	21
Green Bay:	Chmura 3 pass from Favre (Longwell kick)				
Green Bay:	Longwell 21 FG				
Green Bay:	Longwell 32 FG				
Tampa Bay:	Alstott 6 run (Husted kick)				
Green Bay:	Levens 2 run (Favre run)				

TEAM STATISTICS	TB	GB
First Downs	15	16
Total Net Yards	263	289
Total Offensive Plays	66	64
Rushes-Net Yards	27-90	32-118
Net Yards Passing	173	171
Att.-Comp.-Int.	37-12-2	28-15-2
Sacked-Yards	2-27	4-19
Punts-Avg.	4-42.3	5-42.6
Fumbles-Lost	2-0	3-1
Penalties-Yards	3-38	7-90
Time of Possession	27:57	32:03

INDIVIDUAL STATISTICS
<b>RUSHING</b>
Tampa Bay: Dunn 18-64, Alstott 7-21 (1 TD), Anthony 1-5, Walsh 1-0.
Green Bay: Levens 25-112 (1 TD), Henderson 2-4, Favre 5-2.
<b>PASSING</b>
Tampa Bay: Dilfer 36-11-200, 2 INT, Walsh 1-1-0.
Green Bay: Favre 28-15-190, 1 TD, 2 INT.
<b>RECEIVING</b>
Tampa Bay: Copeland 4-44, Moore 3-54, Dunn 2-34, Anthony 1-52, Thomas 1-16, Davis 1-0.
Green Bay: Freeman 4-75, Levens 4-29, Mayes 2-37, Chmura 2-20 (1 TD), Henderson 2-8, Brooks 1-21.
<b>INTERCEPTIONS</b>
Tampa Bay: Abraham 2-0.
Green Bay: Williams 1-14, Prior 1-13.

<b>SACKS</b>
Tampa Bay: Sapp 3-19, Culpepper 1-0.
Green Bay: Butler 1-12, McKenzie 1-15.
<b>ATTENDANCE</b>
60,327


# 1999 NFC DIVISIONAL PLAYOFF GAME



TAMPA BAY 14, WASHINGTON 13  
JANUARY 15, 2000  
RAYMOND JAMES STADIUM (65,835)



**TAMPA** – The Bucs rallied from a 13-point deficit to stun the Redskins 14-13 before a delirious gathering of 65,835 at Raymond James Stadium. The win propelled the Bucs into the NFC Championship Game for the first time in two decades. Washington ushered the league's second-ranked offense into Tampa, but left with 157 total yards and no offensive TDs. After a scoreless first quarter, the Redskins struck first. Brett Conway booted a 28-yard FG, giving Washington a 3-0 lead that carried into the locker room. The Redskins then stretched their lead before many fans had returned to their seats. RB Brian Mitchell returned the second-half kickoff 100 yards for a TD. The return set an NFL postseason record and handed Washington a 10-0 lead. CB Darrell Green later picked off Shaun King, setting up Conway for a 48-yard FG. Washington led 13-0 and the natives were growing restless. But S John Lynch intercepted Redskins QB Brad Johnson late in the third quarter, igniting a fire under the Bucs' offense. King marched Tampa Bay to the Redskins 2, where FB Mike Alstott scored on a highlight-reel rumble, cutting Washington's lead to 13-7. Two series later, DE Steve White knocked the ball out of Johnson's hands. DT Warren Sapp recovered at the Redskins 32, setting up an acrobatic one-yard TD toss from King to TE John Davis. The Redskins got one more crack, but Dan Turk's errant snap on a 52-yard FG attempt with 1:17 left punched Tampa Bay's ticket to St. Louis.



## TEAM STATISTICS

	WASH	TB
First Downs	10	12
Total Net Yards	157	186
Total Offensive Plays	58	61
Rushes-Net Yards	22-46	27-44
Net Yards Passing	111	142
Att.-Comp.-Int.	32-20-1	32-15-1
Sacked-Yards	4-38	2-15
Punts-Avg.	8-42.1	10-41.8
Fumbles-Lost	2-1	1-0
Penalties-Yards	4-61	2-25
Time of Possession	28:25	31:35

## INDIVIDUAL STATISTICS

### RUSHING

**Washington:** Davis 17-37, Centers 1-7, Mitchell 1-1, Thrash 1-1, Hicks 1-0, Westbrook 1-0.

**Tampa Bay:** Alstott 15-24, Dunn 11-18, King 1-2.

### PASSING

**Washington:** Johnson 32-20-149, 1 INT.

**Tampa Bay:** King 32-15-157, 1 TD, 1 INT.

### RECEIVING

**Washington:** Connell 4-59, Fryar 4-30, Davis 3-26, Centers 3-8, Hicks 2-17, Mitchell 2-1, Alexander 1-4, Westbrook 1-4.

**Tampa Bay:** Dunn 4-32, Alstott 3-17, Emanuel 2-47, Moore 2-32, Green 2-25, Williams 1-3, Davis 1-1.

### INTERCEPTIONS

**Washington:** Green 1-12.

**Tampa Bay:** Lynch 1-0.

### SACKS

**Washington:** Stubblefield 1-10, Barber 1-5.

**Tampa Bay:** White 2-20, Sapp 1-8.

### ATTENDANCE

65,835

SCORING	1	2	3	4	F
Washington	0	3	10	0	13
Tampa Bay	0	0	7	7	14

**Washington:** Conway 28-yd. FG  
**Washington:** Mitchell 100-yard kickoff return (Conway kick)  
**Washington:** Conway 48-yd. FG  
**Tampa Bay:** Alstott 2-yd. run (Gramatica kick)  
**Tampa Bay:** Davis 1-yd. pass from King (Gramatica kick)





## 1999 NFC CHAMPIONSHIP GAME

ST. LOUIS 11, TAMPA BAY 6  
JANUARY 23, 2000  
TRANS WORLD DOME (66,496)



**ST. LOUIS** – Tampa Bay held the high-powered Rams in check for nearly 60 minutes, but a late TD pass enabled St. Louis to escape with an 11-6 win before 66,496 at Trans World Dome. The win propelled the Rams to their second-ever Super Bowl berth. The Bucs jumped on the board quickly. DE Steve White intercepted NFL MVP Kurt Warner on the first play of the game, setting up the Tampa Bay offense at the St. Louis 20. Martin Gramatica booted a 25-yard FG, giving the Bucs a 3-0 lead. The Rams bounced right back, marching 74 yards on 16 plays before settling for a 24-yard FG by Jeff Wilkins. St. Louis grabbed its first lead thanks to a Bucs miscue. C Tony Mayberry snapped the ball over QB Shaun King's head and King knocked the ball out of the end zone for a safety. Wilkins missed a 44-yard FG after the ensuing free kick. The Bucs marched to the Rams 41 late in the second quarter, but CB Todd Lyght picked off King to preserve the 5-3 lead at the half. Tampa Bay reclaimed the lead at the outset of the third quarter when Gramatica nailed a 23-yarder. The Rams tried to counter but LB Hardy Nickerson intercepted Warner at the Bucs 2. On the Rams' next possession, CB Brian Kelly picked off Warner. But the turnover tide turned with eight minutes left. Rams CB Dre Bly intercepted King and returned it to midfield. Six plays later, Warner finally struck gold, lofting a 30-yard TD strike to WR Ricky Proehl. The two-point attempt failed. Tampa Bay drove to the Rams 35 but stalled with 34 seconds left.

SCORING	1	2	3	4	F
Tampa Bay	3	0	3	0	6
St. Louis	3	2	0	6	11

**Tampa Bay:** Gramatica 25-yd. FG  
**St. Louis:** Wilkins 24-yd. FG  
**St. Louis:** Safety, King out of end zone  
**Tampa Bay:** Gramatica 23-yd. FG  
**St. Louis:** Proehl 30-yd. pass from Warner (Wilkins kick)



## TEAM STATISTICS

	TB	STL
First Downs	12	17
Total Net Yards	203	309
Total Offensive Plays	57	64
Rushes-Net Yards	23-77	21-51
Net Yards Passing	126	258
Att.-Comp.-Int.	29-13-2	43-26-3
Sacked-Yards	5-37	0-0
Punts-Avg.	5-40.4	4-43.8
Fumbles-Lost	3-0	2-0
Penalties-Yards	3-15	7-48
Time of Possession	26:59	33:01

## INDIVIDUAL STATISTICS

## RUSHING

**Tampa Bay:** Alstott 12-39, Dunn 9-35, King 2-3.  
**St. Louis:** Faulk 17-44, Hakim 1-6, Holcombe 1-2, Warner 2-(-)1.

## PASSING

**Tampa Bay:** King 29-13-163, 0 TD, 2 INT, 32 LG.  
**St. Louis:** Warner 43-26-258, 1 TD, 3 INT, 30 LG.

## RECEIVING

**Tampa Bay:** Green 4-59, Dunn 4-37, Williams 2-28, Emanuel 1-22, Alstott 1-9, Moore 1-8.  
**St. Louis:** Holt 7-68, Proehl 6-100, Bruce 3-22, Faulk 3-5, Hakim 2-27, Holcombe 2-5, Williams 1-22, Robinson 1-11, Conwell 1-(-)2.

## INTERCEPTIONS

**Tampa Bay:** Kelly 1-15, Nickerson 1-6, White 1-0.  
**St. Louis:** Lyght 1-19, Bly 1-9.

## SACKS

**Tampa Bay:** None.  
**St. Louis:** Wistrom 1-13, Clemons 1-8, Carter 1-6, Farr 1-5, Zgonina 1-5.

## ATTENDANCE

66,496

# 2000 NFC WILD CARD PLAYOFF GAME



## PHILADELPHIA 21, TAMPA BAY 3 DECEMBER 31, 2000 VETERANS STADIUM (65,813)



**PHILADELPHIA** — Tampa Bay remained winless on the road in the postseason (0-5) as Philadelphia dominated the Bucs in a 21-3 victory at Veterans Stadium. The Bucs struck first on a 29-yard field goal by K Martin Gramatica early in the second quarter, but the Eagles defense proved stingy for the rest of the contest. Tampa Bay mustered 199 total yards, including just 50 on the ground, and was held to 3-of-13 on third down conversions. The Philadelphia offense, led by QB Donovan McNabb, scored all the points it would need on two drives late in the first half. McNabb kept the ball on a quarterback draw for a five-yard score with 3:21 left following a fumble by Bucs QB Shaun King. King was sacked by Philadelphia DE Hugh Douglas, putting the Eagles in great field position at the Tampa Bay 15-yard line. McNabb then extended the lead to 14-3 with a five-yard scoring strike to WR Na Brown with 12 seconds remaining before intermission. After a scoreless third quarter, the Eagles put the game out of reach on McNabb's second touchdown pass of the day, a two-yarder to TE Jeff Thomason early in the final period. McNabb completed passes to 10 different players on 24-of-33 attempts for 161 yards, and also rushed for 32 yards on eight carries. Eagles RB Chris Warren aided the ground attack, gaining 82 yards on 21 carries. Bucs QB Shaun King passed for 171 yards, including six completions to WR Keyshawn Johnson for 106 yards. But the rushing game was shut down, with FB Mike Alstott totaling 42 yards and RB Warrick Dunn gaining just one yard on eight carries.

SCORING	1	2	3	4	F
Tampa Bay	0	3	0	0	3
Philadelphia	0	14	0	7	21
Tampa Bay:	Gramatica 29-yd. FG				
Philadelphia:	McNabb 5-yd. run (Akers kick)				
Philadelphia:	Brown 5-yd. pass from McNabb (Akers kick)				
Philadelphia:	Thomason 2-yd. pass from McNabb (Akers kick)				

### TEAM STATISTICS

	TB	PHI
First Downs	11	20
Total Net Yards	199	277
Total Offensive Plays	54	68
Rushes-Net Yards	19-50	33-126
Net Yards Passing	149	151
Att.-Comp.-Int.	31-17-0	33-24-1
Sacked-Yards	4-22	2-10
Punts-Avg.	6-40.5	5-36.6
Fumbles-Lost	2-1	1-0
Penalties-Yards	7-62	2-20
Time of Possession	25:06	34:53

### INDIVIDUAL STATISTICS

#### RUSHING

Tampa Bay: Alstott 7-42, King 4-7, Dunn 8-1.  
Philadelphia: Warren 21-82, McNabb 8-32, Mitchell 4-12.

#### PASSING

Tampa Bay: King 31-17-171, 0 TD, 0 INT, 41 LG.  
Philadelphia: McNabb 33-24-161, 2 TD, 1 INT, 25 LG.

#### RECEIVING

Tampa Bay: Johnson 6-106, Dunn 5-28, Alstott 2-14, Moore 2-12, Anthony 1-6, Hape 1-5.  
Philadelphia: Johnson 5-47, Mitchell 5-37, Small 3-30, Lewis 3-24, Martin 2-8, Pritchett 2-(-1), Brown 1-5, Pinkston 1-5, Warren 1-4, Thomason 1-2.

#### INTERCEPTIONS

Tampa Bay: Abraham 1-0.  
Philadelphia: None.

#### SACKS

Tampa Bay: White 1-10, Singleton 0.5-0, Webster 0.5-0.  
Philadelphia: Douglas 2-14, Caldwell 1-7, Thomas 1-1.

#### ATTENDANCE

65,813



## 2001 NFC WILD CARD PLAYOFF GAME



PHILADELPHIA 31, TAMPA BAY 9  
JANUARY 12, 2002  
VETERANS STADIUM (65,847)



**PHILADELPHIA** — Philadelphia controlled the running game and took advantage of four Bucs' turnovers as it ended Tampa Bay's season for the second consecutive year in a 31-9 victory at Veterans Stadium in an NFC Wild Card contest. The Bucs remained winless on the road in the postseason (0-6) and were handed a first round playoff loss for the second straight year in what would prove to be Tony Dungy's final game as head coach. FS Dexter Jackson intercepted Eagles QB Donovan McNabb on the opening series, leading to a 36-yard field goal by K Martin Gramatica. The Eagles pulled even on a David Akers FG and TE Chad Lewis gave Philadelphia the lead for good on a 16-yard TD reception from McNabb. Gramatica cut the lead to 10-6 with his second three-pointer, but McNabb found RB Duce Staley for a 23-yard TD pass in the final minute of the first half for a 17-6 lead. Gramatica again closed the gap with a 27-yard FG on the final play of the half, drawing the Bucs to within 17-9 at the break. But the Eagles dominated the second half, adding a 25-yard TD scamper by RB Correll Buckhalter and a 59-yard interception return for a touchdown by S Damon Moore in the closing minutes. Tampa Bay mustered just 258 yards of total offense, including 63 on the ground. QB Brad Johnson threw four interceptions and the Bucs converted on only 5-of-12 third down attempts. McNabb, who passed for 194 yards, added 57 yards rushing.

**SCORING**

	1	2	3	4	F
Tampa Bay	3	6	0	0	9
Philadelphia	3	14	7	7	31

<b>Tampa Bay:</b>	Gramatica 36-yd. FG
<b>Philadelphia:</b>	Akers 26-yd. FG.
<b>Philadelphia:</b>	Lewis 16-yd. pass from McNabb (Akers kick)
<b>Tampa Bay:</b>	Gramatica 32-yd. FG
<b>Philadelphia:</b>	Staley 23-yd. pass from McNabb (Akers kick)
<b>Tampa Bay:</b>	Gramatica 27-yd. FG
<b>Philadelphia:</b>	Buckhalter 25-yd. run (Akers kick)
<b>Philadelphia:</b>	Moore 59-yd. INT return (Akers kick)

**TEAM STATISTICS**

	TB	PHI
First Downs	16	17
Total Net Yards	258	334
Total Offensive Plays	61	57
Rushes-Net Yards	24-63	29-148
Net Yards Passing	195	186
Att.-Comp.-Int.	36-22-4	25-16-1
Sacked-Yards	1-7	3-8
Punts-Avg.	5-41.6	6-37.7
Fumbles-Lost	1-0	1-0
Penalties-Yards	4-28	7-59
Time of Possession	29:37	30:23

**INDIVIDUAL STATISTICS****RUSHING**

**Tampa Bay:** Alstott 12-32, Dunn 11-29, B. Johnson 1-2.  
**Philadelphia:** McNabb 4-57, Buckhalter 9-55, Staley 15-34, Thrash 1-2.

**PASSING**

**Tampa Bay:** B. Johnson 36-22-202, 0 TD, 4 INT.  
**Philadelphia:** McNabb 25-16-194, 2 TD, 1 INT.

**RECEIVING**

**Tampa Bay:** Dunn 8-37, Alstott 5-32, K. Johnson 3-75, Williams 2-25, Green 2-15, Moore 1-13, Yoder 1-5.  
**Philadelphia:** Pinkston 5-62, Lewis 4-60, Thrash 3-32, Staley 2-27, Buckhalter 2-13.

**INTERCEPTIONS**

**Tampa Bay:** Jackson 1-9.  
**Philadelphia:** Moore 2-59, Dawkins 1-0, Vincent 1-0.

**SACKS**

**Tampa Bay:** Rice 2-7, White 1-1.  
**Philadelphia:** Douglas 1-7.

**ATTENDANCE**

65,847

# 2002 NFC DIVISIONAL PLAYOFF GAME



TAMPA BAY 31, SAN FRANCISCO 6  
JANUARY 12, 2003  
RAYMOND JAMES STADIUM (65,599)



**TAMPA** – Tampa Bay advanced to the NFC Championship Game for the third time in club history (also 1979 and 1999) behind a suffocating defense and pair of touchdown passes by QB Brad Johnson as the Buccaneers defeated San Francisco at Raymond James Stadium. Tampa Bay jumped out to a 28-6 halftime lead, reaching the end zone on three consecutive possessions in the first half. FB Mike Alstott opened the scoring with a two-yard run and added his second scoring run with less than one minute remaining in the first half. Sandwiched in between Alstott's two scores were scoring strikes to WR Joe Jurevicius from 20 yards and TE Rickey Dudley's 12-yard score in the second quarter. Johnson, who returned to the starting lineup after missing the last two regular season games with a right lower back contusion, completed 15-of-31 passes for 196 yards with two touchdowns and one interception. Tampa Bay's top-ranked defense forced five turnovers, including three interceptions of 49ers QB Jeff Garcia. San Francisco, which entered the game averaging 22.9 points per contest in the regular season and put up 39 points in its Wild Card win over the New York Giants, were limited to just two first half field goals and 228 total yards. The Bucs' defense did not allow the 49ers to score a touchdown for the first time in 50 games (counting postseason). LB Derrick Brooks, the 2002 NFL Defensive Player of the Year, posted seven tackles, one INT and a sack to pace the Bucs' defense. Tampa Bay's secondary limited WR Terrell Owens to just four catches for 35 yards as CB Ronde Barber recorded an interception and CB Dwight Smith added an interception and a fumble recovery on special teams.



SCORING	1	2	3	4	F
San Francisco	3	3	0	0	6
Tampa Bay	7	21	3	0	31

<b>Tampa Bay:</b>	Alstott 2 run (Gramatica kick)
<b>San Francisco:</b>	Chandler 24 FG
<b>Tampa Bay:</b>	Jurevicius 20 pass from B. Johnson (Gramatica kick)
<b>San Francisco:</b>	Chandler 40 FG
<b>Tampa Bay:</b>	Dudley 12 pass from B. Johnson (Gramatica kick)
<b>Tampa Bay:</b>	Alstott 2 run (Gramatica kick)
<b>Tampa Bay:</b>	Gramatica 19 FG

## TEAM STATISTICS

	SF	TB
First Downs	14	21
Total Net Yards	228	329
Total Offensive Plays	58	71
Rushes-Net Yards	13-62	38-121
Net Yards Passing	166	208
Att.-Comp.-Int.	41-22-3	32-16-1
Sacked-Yards	4-27	1-9
Punts.-Avg.	3-34.3	4-47.3
Fumbles-Lost	4-2	2-1
Penalties-Yards	6-71	10-100
Time of Possession	23:14	36:46

## INDIVIDUAL STATISTICS

### RUSHING

**Tampa Bay:** Alstott 17-60 (2 TD), Pittman 17-41, Stecker 2-8, R. Johnson 1-7, B. Johnson 1-5.  
**San Francisco:** Hearst 10-55, Barlow 3-7.

### PASSING

**Tampa Bay:** B. Johnson 31-15-196, 2 TD, 1 INT, R. Johnson 1-1-21.  
**San Francisco:** Garcia 41-22-193, 0 TD, 3 INT.

### RECEIVING

**Tampa Bay:** K. Johnson 5-85, Jurevicius 3-48 (1 TD), Dilger 3-35, Alstott 3-27, Dudley 1-12 (1 TD), Pittman 1-10.  
**San Francisco:** Streets 5-62, Owens 4-35, Hearst 4-29, Stokes 3-20, Beasley 2-15, E. Johnson 2-7, Wilson 1-22, Barlow 1-3.

### INTERCEPTIONS

**Tampa Bay:** Barber 1-25, Smith 1-6, Brooks 1-0.  
**San Francisco:** Holman 1-13.

### SACKS

**Tampa Bay:** Rice 1-8, Singleton 1-6, Spires 1-8, Brooks 0.5-2.5, Sapp 0.5-2.5.  
**San Francisco:** Peterson 1-9.

### ATTENDANCE

65,599



2002 NFC CHAMPIONSHIP GAME



TAMPA BAY 27, EAGLES 10  
JANUARY 19, 2003  
VETERANS STADIUM (66,713)



**PHILADELPHIA** — Tampa Bay advanced to its first Super Bowl appearance in club history with a 27-10 victory over the Philadelphia Eagles in the final game at Veterans Stadium. The Buccaneers, under first-year head coach Jon Gruden, forced three Eagles turnovers en route to securing Tampa Bay's first road win in postseason history. CB Ronde Barber paced an outstanding defensive effort with a club-record 92-yard INT return for a TD, four passes defended, three tackles, one sack and a forced fumble. Tampa Bay built a 17-10 halftime lead behind QB Brad Johnson, who completed 20-of-33 passes for 259 yards with one TD and one INT. On the game's opening kickoff, Philadelphia KR Brian Mitchell raced 70 yards to set up RB Duce Staley's 20-yard run for a 7-0 lead. The Buccaneers responded when K Martin Gramatica drilled a club postseason-record 48-yard field goal to cut the deficit to 7-3. Late in the first quarter, Brad Johnson connected with WR Joe Jurevicius for a 71-yard completion—the second-longest in team postseason history—to set up FB Mike Alstott's one-yard TD run for a 10-7 lead. K David Akers tied the contest with a 30-yard FG, but Brad Johnson connected on a nine-yard TD to WR Keyshawn Johnson for the go-ahead score. The Bucs' defense stifled the Eagles' offensive attack in the second half and allowed just 30 yards and two first downs in the third quarter. Tampa Bay added 10 more points as Gramatica hit a 27-yard FG in the third quarter and Barber punctuated the win with the first-ever interception return in club playoff history late in the fourth quarter.

SCORING	1	2	3	4	F
Tampa Bay	10	7	3	7	27
Philadelphia	7	3	0	0	10

- Philadelphia: Staley 20 run (Akers kick)
- Tampa Bay: Gramatica 48 FG
- Tampa Bay: Alstott 1 run (Gramatica kick)
- Philadelphia: Akers 30 FG
- Tampa Bay: K. Johnson 9 pass from B. Johnson (Gramatica kick)
- Tampa Bay: Gramatica 27 FG
- Tampa Bay: Barber 92 INT return (Gramatica kick)

TEAM STATISTICS

	TB	PHI
First Downs	15	20
Total Net Yards	308	312
Total Offensive Plays	65	72
Rushes-Net Yards	32-49	21-80
Net Yards Passing	259	232
Att.-Comp.-Int.	33-20-1	49-26-1
Sacked-Yards	0-0	2-11
Punts-Avg.	7-36.3	7-39.9
Fumbles-Lost	0-0	2-2
Penalties-Yards	3-16	5-45
Time of Possession	30:53	29:07

INDIVIDUAL STATISTICS

RUSHING

**Tampa Bay:** Alstott 17-25 (1 TD), Pittman 8-17, Stecker 1-9, B. Johnson 6--2.  
**Philadelphia:** Staley 13-58 (1 TD), McNabb 3-17, Westbrook 2-5, Levens 3-0.

PASSING

**Tampa Bay:** B. Johnson 33-20-259, 1 TD, 1 INT.  
**Philadelphia:** McNabb 49-26-243, 0 TD, 1 INT.

RECEIVING

**Tampa Bay:** Pittman 5-53, McCardell 5-37, Dilger 3-41, K. Johnson 3-40 (1 TD), Jurevicius 1-71, Williams 1-7, Dudley 1-7, Stecker 1-3.  
**Philadelphia:** Lewis 6-65, Staley 6-26, Freeman 5-66, Thrash 4-23, Pinkston 3-51, Westbrook 1-8, Martin 1-4.

INTERCEPTIONS

**Tampa Bay:** Barber 1-92 (1 TD).  
**Philadelphia:** Taylor 1-1.

SACKS

**Tampa Bay:** Rice 1-6, Barber 1-5.  
**Philadelphia:** None.

ATTENDANCE

66,713




# SUPER BOWL XXXVII

TAMPA BAY 48, OAKLAND 21  
JANUARY 26, 2003  
QUALCOMM STADIUM (67,603)



**SAN DIEGO** — Tampa Bay, behind a suffocating defense, set Super Bowl records with five interceptions, including a Super Bowl record-setting three for touchdowns, as the Buccaneers defeated the Oakland Raiders 48-21 to capture Super Bowl XXXVII at Qualcomm Stadium for the first NFL championship in team history. Jon Gruden became the youngest head

coach at the time (age 39) to win a Super Bowl as the Buccaneers' top-ranked defense stifled the Raiders No. 1 ranked offense. S Dexter Jackson earned Most Valuable Player honors for his two first-half interceptions and CB Dwight Smith returned a pair of second-half interceptions from 44 and 50 yards for TDs. LB Derrick Brooks added a 44-yard INT return for a score. The Buccaneers' defense held the Raiders to 269 total yards, 19 rushing yards and 11 total first downs. Tampa Bay's defensive line added five sacks, including two courtesy of DE Simeon Rice. Raiders QB Rich Gannon, the league's Most Valuable Player, completed 24-of-44 passes for 272 yards with two TDs and a Super Bowl record five INTs. Gannon, who threw just 10 INTs in 618 passing attempts during the regular season, finished with a 48.9 passer rating as Tampa Bay held Oakland to 62 total yards in the first half, the second-fewest in Super Bowl history. Oakland took a 3-0 lead on its initial possession with a 40-yard field goal by K Sebastian Janikowski. But that lead was short-lived as the Buccaneers built a 20-3 halftime advantage on a pair of K Martin Gramatica field goals and a two-yard TD run by FB Mike Alstott and a five-yard TD reception by WR Keenan McCardell. The Buccaneers scored a pair of touchdowns in the third quarter on McCardell's eight-yard scoring pass from QB Brad Johnson, who completed 18-of-34 passes for 215 yards with two TDs and one INT, and Smith's 44-yard INT return for a 34-3 advantage. RB Michael Pittman posted a season-high 29 carries for 124 yards. Oakland found the end zone for the first time late in the third quarter and added two more TDs, the last by All-Pro WR Jerry Rice from 48 yards out to cut the lead to 34-21. But the Buccaneers clinched their first championship in 27 seasons with two defensive scores in the final 1:18, courtesy of Brooks, the NFL's Defensive Player of the Year, and Smith's score with just two seconds remaining.



OWNERSHIP

PLAYERS

2016 IN REVIEW

HISTORY

RECORDS

SIDELINES

SCORING	1	2	3	4	F
Oakland	3	0	6	12	21
Tampa Bay	3	17	14	14	48
Oakland:	Janikowski 40 FG				
Tampa Bay:	Gramatica 31 FG				
Tampa Bay:	Gramatica 43 FG				
Tampa Bay:	Alstott 2 run (Gramatica kick)				
Tampa Bay:	McCardell 5 pass from B. Johnson (Gramatica kick)				
Tampa Bay:	McCardell 8 pass from B. Johnson (Gramatica kick)				
Tampa Bay:	Smith 44 INT return (Gramatica kick)				
Oakland:	Porter 39 pass from Gannon (pass failed)				
Oakland:	E. Johnson 13 return of blocked punt (pass failed)				
Oakland:	Rice 48 pass from Gannon (pass failed)				
Tampa Bay:	Brooks 44 INT return (Gramatica kick)				
Tampa Bay:	Smith 50 INT return (Gramatica kick)				

## TEAM STATISTICS

	OAK	TB
First Downs	11	24
Total Net Yards	269	365
Total Offensive Plays	60	76
Rushes-Net Yards	11-19	42-150
Net Yards Passing	250	215
Att.-Comp.-Int.	44-24-5	34-18-1
Sacked-Yards	5-22	0-0
Punts-Avg.	5-39.0	5-31.0
Fumbles-Lost	1-0	1-0
Penalties-Yards	7-51	5-41
Time of Possession	22:46	37:14

## INDIVIDUAL STATISTICS

### RUSHING

Oakland: Garner 7-10, Crockett 2-6, Gannon 2-3.

Tampa Bay: Pittman 29-124, Alstott 10-15 (1 TD), B. Johnson 1-10, Stecker 1-1, Tupa 1-0.

### PASSING

Oakland: Gannon 44-24-272, 2 TD, 5 INT.

Tampa Bay: B. Johnson 34-18-215, 2 TD, 1 INT.

### RECEIVING

Oakland: Garner 7-51, Rice 5-77 (1 TD), Jolley 5-59, Porter 4-62 (1 TD), Brown 1-9, Ritchie 1-7, Wheatley 1-7.

Tampa Bay: K. Johnson 6-69, Alstott 5-43, Jurevicius 4-78, McCardell 2-13 (2 TD), Dilger 1-12.

### INTERCEPTIONS

Oakland: Woodson 1-12.

Tampa Bay: Smith 2-94 (2 TD), Jackson 2-34, Brooks 1-44 (1 TD).

### SACKS

Oakland: None.

Tampa Bay: Rice 2-7, Sapp 1-9, Spires 1-5, Wyms 1-1.

### ATTENDANCE

67,603





# 2005 NFC WILD CARD GAME



## WASHINGTON 17, TAMPA BAY 10 JANUARY 7, 2006 RAYMOND JAMES STADIUM (65,514)



**TAMPA** – Despite surrendering just 120 yards of total offense to the visiting Washington Redskins, Tampa Bay suffered its first playoff defeat at Raymond James Stadium in the NFC Wild Card contest. The 120 yards were the fewest yards gained by a winning team in a game in NFL playoff history. Redskins QB Mark Brunell was limited to seven completions on 15 attempts for 41 yards and one interception while the Washington rushing attack averaged only 3.1 yards per carry on 31 attempts. Tampa Bay fell behind 14-0 in the first quarter following two Tampa Bay miscues. Redskins LB LaVar Arrington picked off a tipped QB Chris Simms pass deep in Buccaneers territory on their second possession, setting up a RB Clinton Portis six-yard touchdown run. On the ensuing possession, RB Carnell "Cadillac" Williams fumbled and Redskins S Sean Taylor returned it 51 yards for a touchdown. The two teams traded field goals in the second quarter as Washington went to the locker room with a 17-3 lead at halftime. Tampa Bay got back within seven at 17-10 on its first possession of the second half, driving 51 yards in seven plays as Simms capped it off with a two-yard touchdown run for what turned out to be the final scoring of the day. Following a CB Brian Kelly interception in Washington territory with just under four minutes remaining, the Buccaneers had a chance to tie the game but Simms' 35-yard pass into the end zone to WR Edell Shepherd was ruled incomplete. Tampa Bay regained possession near midfield with 1:05 left in the contest, but Simms was intercepted following another tipped ball on the first play of the drive.

SCORING	1	2	3	4	F
Washington	14	3	0	0	17
Tampa Bay	0	3	7	0	10
Washington:	Portis 6 run (Hall kick)				
Washington:	Taylor 51 fumble return (Hall kick)				
Tampa Bay:	Bryant 43 FG				
Washington:	Hall 47 FG				
Tampa Bay:	Simms 2 run (Bryant kick)				



### TEAM STATISTICS

	WASH	TB
First Downs	9	17
Total Net Yards	120	243
Total Offensive Plays	49	66
Rushes-Net Yards	31-95	25-75
Net Yards Passing	25	168
Att.-Comp.-Int.	16-7-1	38-25-2
Sacked-Yards	2-16	3-30
Punts.-Avg.	7-38.3	5-39.4
Fumbles-Lost	3-0	3-1
Penalties-Yards	4-30	3-30
Time of Possession	25:31	34:29

### INDIVIDUAL STATISTICS

#### RUSHING

Washington: Portis 16-53 (1 TD), Betts 10-25, Moss 1-11, Brunell 4-6.  
Tampa Bay: Williams 18-49, Alstott 4-15, Simms 3-11.

#### PASSING

Washington: Brunell 15-7-41, 0 TD, 1 INT, Portis 1-0-0, 0 TD, 0 INT.  
Tampa Bay: Simms 38-25-198, 0 TD, 2 INT.

#### RECEIVING

Washington: Moss 2-18, Cooley 2-12, Betts 1-11, Thrash 1-5, Portis 1-(-5).  
Tampa Bay: Galloway 7-69, Hilliard 4-38, Pittman 3-30, Becht 3-26, Smith 3-14, Williams 3-10, Alstott 1-7, Shepherd 1-4.

#### INTERCEPTIONS

Washington: Arrington 1-21, Washington 1-13.  
Tampa Bay: Kelly 1-3.

#### SACKS

Washington: Daniels 1-13, Stoutmire 1-9, Evans 1-8.  
Tampa Bay: Rice 1-11, Wyms 1-5.

#### ATTENDANCE

65,514



2007 NFC WILD CARD GAME



N.Y. GIANTS 24, TAMPA BAY 14  
JANUARY 6, 2008  
RAYMOND JAMES STADIUM (65,621)



**TAMPA** – Playing host to the New York Giants in an NFC Wild Card matchup, the Buccaneers 2007 season came to an end as the Giants advanced with a 24-14 victory. Tampa Bay started fast, taking a 7-0 lead in the first quarter on a RB Earnest Graham one-yard touchdown run as the Buccaneers gained 78 first-quarter yards compared to the Giants minus-two yards. New York evened the score with 10:02 left in the first half as QB Eli Manning found RB Brandon Jacobs on a five-yard scoring pass. The Giants took the lead on their next possession as Jacobs scored on an eight-yard run, giving New York a 14-7 lead at halftime. Following a Buccaneers fumble on the opening kickoff of the second half, the Giants tacked on a 25-yard field goal for a 17-7 lead. Tampa Bay drove into Giants territory on its next possession, but QB Jeff Garcia was intercepted in the end zone. Following a Buccaneers punt that pinned the Giants at their own eight-yard line, New York drove 92 yards in 15 plays to take a 24-7 lead with 8:03 left in the game on a Manning to WR Amani Toomer four-yard touchdown pass. Tampa Bay pulled within 10 on the ensuing drive as Garcia connected with TE Alex Smith for a six-yard score with 3:25 left in the contest. The Buccaneers forced a punt on the Giants next possession and advanced near midfield, but Garcia was intercepted just after the two-minute warning to end the Buccaneers comeback attempt. LB Derrick Brooks played in his 11th postseason game, becoming the all-time leader in postseason games played in franchise history.

SCORING	1	2	3	4	F
N.Y. Giants	0	14	3	7	24
Tampa Bay	7	0	0	7	14

**Tampa Bay:** Graham 1 run (Bryant kick)  
**New York:** Jacobs 5 pass from Manning (Tynes kick)  
**New York:** Jacobs 8 run (Tynes kick)  
**New York:** Tynes 25 FG  
**New York:** Toomer 4 pass from Manning (Tynes kick)  
**Tampa Bay:** Smith 6 pass from Garcia (Bryant kick)

TEAM STATISTICS

	NYG	TB
First Downs	16	20
Total Net Yards	277	271
Total Offensive Plays	58	62
Rushes-Net Yards	30-100	22-69
Net Yards Passing	177	202
Att.-Comp.-Int.	27-20-0	39-23-2
Sacked-Yards	1-8	1-5
Punts-Avg.	6-44.5	5-36.8
Fumbles-Lost	0-0	2-1
Penalties-Yards	5-41	4-25
Time of Possession	33:31	26:29

INDIVIDUAL STATISTICS

RUSHING

**New York:** Bradshaw 17-66, Jacobs 13-34.  
**Tampa Bay:** Graham 18-63, Pittman 1-5, Askew 1-3, Garcia 1-2, Galloway 1-(-4).

PASSING

**New York:** Manning 27-20-185, 2 TD, 0 INT.  
**Tampa Bay:** Garcia 39-23-207, 1 TD, 2 INT.

RECEIVING

**New York:** Toomer 7-74, Burress 4-38, Smith 3-29, Jacobs 2-16, Boss 2-14, Bradshaw 1-9, Hedgecock 1-5.  
**Tampa Bay:** Pittman 5-62, Graham 4-27, Hilliard 4-27, Clayton 3-39, Smith 3-26, Askew 2-12, Galloway 1-9, Stevens 1-5.

INTERCEPTIONS

**New York:** Webster 1-0, McQuarters 1-0.  
**Tampa Bay:** None.

SACKS

**New York:** Strahan 1-5.  
**Tampa Bay:** Adams 1-8.

ATTENDANCE

65,621



# TAMPA BAY BUCCANEERS SUPER BOWL RING



In the long-established tradition of creating custom awards for the world of sports, Tiffany & Co. designed the Super Bowl championship rings presented to the Tampa Bay Buccaneers, winners of Super Bowl XXXVII.

The fourteen-karat yellow gold ring incorporates the Vince Lombardi Super Bowl Trophy, an original Tiffany design featuring a football in kicking position, which the company has produced for every Super Bowl since its inception in 1967. In the ring's depiction, the trophy base is set with three rectangular modified brilliant diamonds, the football is studded with a marquis diamond, and 50 sparkling round diamonds set in white gold surround the trophy. The ring's bezel reads 'Tampa Bay Buccaneers World Champions.'

Details of Super Bowl XXXVII and the Buccaneers are commemorated on the sides of the ring. On one side, the cities of the contending teams (Tampa Bay and Oakland) appear, along with the final game score (48-21), date and place of Super Bowl XXXVII (January 26, 2003, in San Diego, Calif.), and the Super Bowl and

NFL shield logos. The ring's other side displays the player's name engraved on a banner and captures the team's undaunted spirit with flag logo, palm trees, and a seagoing pirate ship reminiscent of the Buccaneers' own ship that is a fan favorite at home games.

The ring reflects the close collaboration between Tiffany and the Tampa Bay Buccaneers in capturing the rich symbolism of the Super Bowl, the winning team, and the NFL. The awarding of the Super Bowl rings to the victorious Buccaneers followed the presentation of the Vince Lombardi trophy presented to the team on Super Bowl Sunday.

In addition to creating the Vince Lombardi trophy, Tiffany also creates the Pete Rozelle trophy presented to the Most Valuable Player of the Super Bowl game. Named for the late NFL Commissioner whose distinguished career spanned nearly 30 years, the trophy, a shooting star design handcrafted of sterling silver with vermeil, was first awarded in 1991 at Super Bowl XXV. The Pete Rozelle trophy was awarded to Tampa Bay's Dexter Jackson.



AT LEFT: Both sides of former Buccaneers FB Mike Alstott's Super Bowl ring



TAMPA BAY BUCCANEERS  
**RECORDS**

DT | GERALD MCCOY



# BUCCANEERS RECORDS

## INDIVIDUAL RECORDS/OFFENSE

### SCORING

#### MOST POINTS SCORED

Season	131, Matt Bryant, 2008
	128, Martin Gramatica, 2002
	126, Martin Gramatica, 2000
	123, Connor Barth, 2012
	118, Matt Bryant, 2007
Game	<b>24, Doug Martin, at Oakland, 11/4/12</b>
	24, Jimmie Giles, at Miami, 10/20/85
	<b>18, Doug Martin, vs. Jacksonville, 10/11/15</b>
	18, Bobby Rainey, vs. Atlanta, 11/17/13
	18, Michael Pittman, vs. Kansas City, 11/7/04
	18, Keenan McCardell, vs. Indianapolis, 10/6/03
	18, Mike Alstott, vs. Minnesota, 10/28/01
	18, Warrick Dunn, vs. St. Louis, 12/18/00
	18, Mike Alstott, at Cincinnati, 12/27/98
	18, Reggie Cobb, vs. Detroit, 11/10/91
	18, Morris Owens, vs. Miami, 10/24/76

#### MOST TOUCHDOWNS SCORED

Season	13, James Wilder (13 rush), 1984
	<b>12, Mike Evans (12 rec.), 2016</b>
	<b>12, Mike Evans (12 rec.), 2014</b>
	<b>12, Doug Martin (11 rush, 1 rec.), 2012</b>
	11, Mike Williams (11 rec.), 2010
	11, Mike Alstott (10 rush, 1 rec.), 2001
	11, Errict Rhett (11 rush), 1995
	10, Joey Galloway (10 rec.), 2005
	10, Michael Pittman (7 rush, 3 rec.), 2004
	10, Mike Alstott (7 rush, 3 rec.), 1997
	10, James Wilder (10 rush), 1985
Game	<b>4, Doug Martin, at Oakland, 11/4/12</b>
	4, Jimmie Giles, at Miami, 10/20/85
	<b>3, Doug Martin, vs. Jacksonville, 10/11/15</b>
	3, Bobby Rainey, vs. Atlanta 11/17/13
	3, Michael Pittman, vs. Kansas City, 11/7/04
	3, Keenan McCardell, vs. Indianapolis, 10/6/03
	3, Mike Alstott, vs. Minnesota, 10/28/01
	3, Warrick Dunn, vs. St. Louis, 12/18/00
	3, Mike Alstott, at Cincinnati, 12/27/98
	3, Reggie Cobb, vs. Detroit, 11/10/91
	3, Morris Owens, vs. Miami, 10/24/76

#### MOST POINTS PLACEKICKING

Season	131, Matt Bryant, 2008
Game	16, Martin Gramatica, vs. New Orleans, 12/23/01 (4 FGs, 4 PATs)
	15, Martin Gramatica, at Chicago, 12/29/02 (5 FGs)
	14, Kyle Brindza, at New Orleans, 9/20/15
	14, Connor Barth, vs. New Orleans, 10/16/11
	14, Steve Christie, vs. Minnesota, 12/16/90
	14, Steve Christie, vs. Green Bay, 10/14/90
	14, Donald Igwebuike, at Chicago, 11/19/89
	14, Bill Capece, vs. Chicago, 1/2/83 (rest are 4 FGs, 2 PATs)

#### MOST FIELD GOALS

Season	32, Matt Bryant, 2008
	32, Martin Gramatica, 2002
Game	5, Martin Gramatica, at Chicago, 12/29/02

#### MOST FIELD GOALS ATTEMPTED

Season	39, Martin Gramatica, 2002
Game	6, Michael Husted, vs. Cincinnati, 10/8/95

#### BEST FIELD GOAL PERCENTAGE

Season	92.9%, Connor Barth, 2011 (26-28)
--------	-----------------------------------

#### MOST EXTRA POINTS

Season	42, Martin Gramatica, 2000
Game	6, Connor Barth, at Oakland, 11/4/12
	6, Donald Igwebuike, vs. Atlanta, 9/13/87

#### MOST EXTRA POINTS ATTEMPTED

Season	42, Martin Gramatica, 2000
Game	7, Donald Igwebuike, vs. Atlanta, 9/13/87

#### BEST EXTRA POINT PERCENTAGE

Season	100%, 18 times, most recently by
(min. 20)	Patrick Murray, 2014 (31-31)

#### MOST CONSECUTIVE GAMES

##### SCORING A TOUCHDOWN

6, Earnest Graham, 11/4/07 - 12/16/07
5, Mike Alstott, 12/26/99-9/17/00*
5, Errict Rhett, 9/24/95 - 10/22/95
5, Reggie Cobb, 9/27/92 - 11/1/92
5, Gary Anderson, 9/9/90 - 10/7/90
5, James Owens, 9/11/83-10/9/83
5, Ricky Bell, 11/19/78-9/23/79*
*Over two seasons

#### LONGEST FIELD GOAL MADE

62, Matt Bryant, vs. Philadelphia, 10/22/06
57, Connor Barth, vs. Washington, 9/30/12
57, Michael Husted, at L.A. Raiders, 12/19/93

#### LONGEST FIELD GOAL ATTEMPT

62, Matt Bryant, vs. Philadelphia, 10/22/06
62, Martin Gramatica, vs. Indianapolis, 10/6/03
62, Donald Igwebuike, at New Orleans, 9/22/85 and vs. Minnesota, 9/15/85

#### MOST CONSECUTIVE FIELD GOALS MADE

25, Connor Barth, 10/16/11 - 9/30/12
16, Martin Gramatica, 10/9/00 - 12/30/02
16, Michael Husted, 11/19/95 - 9/22/96

#### MOST CONSECUTIVE EXTRA POINTS

129, Martin Gramatica, 9/12/99 - 9/8/03
---

## COMBINED YARDAGE

### MOST TOTAL YARDS, RUSHING AND RECEIVING

Season	2,229, James Wilder, 1984 (1,544 rush, 685 rec) <b>1,926, Doug Martin, 2012 (1,454 rush, 472 rec)</b> <b>1,673, Doug Martin, 2015 (1,402 rush, 271 rec)</b>
	1,641, James Wilder, 1985 (1,300 rush, 341 rec)
	1,555, Warrick Dunn, 2000 (1,133 rush, 422 rec)
	1,511, Ricky Bell, 1979 (1,263 rush, 248 rec)
	1,440, Warrick Dunn, 1997 (978 rush, 462 rec)
	1,422, Mark Carrier, 1989 (1,422 rec)
	1,384, Vincent Jackson, 2012 (1,384 rec.)
	1,370, Warrick Dunn, 1998 (1,026 rush, 344 rec)
Game	<b>272, Doug Martin, at Oakland, 11/4/12</b> <b>(251 rush, 21 rec)</b>
	239, James Wilder, at Minnesota, 11/6/83 (219 rush, 20 rec)
	<b>235, Doug Martin, at Philadelphia, 11/22/15</b> <b>(235 rush)</b>
	221, Warrick Dunn, vs. Dallas, 12/3/00 (210 rush, 11 rec)
	216, Vincent Jackson, vs. New Orleans, 10/21/12 (216 rec.)
	216, James Wilder, vs. Green Bay, 9/30/84 (172 rush, 44 rec)
	<b>214, Doug Martin, at Minnesota, 10/25/12</b> <b>(135 rush, 79 rec)</b>
	212, Mark Carrier, at New Orleans, 12/6/87 (212 rec)
	<b>209, Mike Evans, at Washington, 11/16/14</b> <b>(209 rec.)</b>
	201, James Wilder, vs. Detroit, 11/23/86 (130 rush, 71 rec)
	200, Antonio Bryant, at Carolina, 12/8/08 (200 rec)

**MOST YARDS, PASSING AND RUSHING**

Season	<b>4,255, Jameis Winston, 2016 (4,090, 165 rush)</b> <b>4,213, Jameis Winston, 2015 (4,042 pass, 213 rush)</b> 4,204, Josh Freeman, 2012 (4,065 pass, 139 rush) 3,844, Brad Johnson, 2003 (3,811 pass, 33 rush) 3,830, Josh Freeman, 2011 (3,592 pass, 238 rush)
Game	499, Doug Williams, at Minnesota, 11/16/80 (486 pass, 13 rush) 468, Vinny Testaverde, at Indianapolis, 10/16/88 (469 pass, -1 rush) 429, Josh Freeman, vs. New Orleans, 10/21/12 (420 pass, 9 rush) 407, Brian Griese, at Chicago, 9/21/08 (407 pass) 404, Brad Johnson vs. Chicago, 11/18/01 (399 pass, 5 rush) <b>418, Jameis Winston vs. Los Angeles, 9/25/16 (405 pass, 13 rush)</b> 397, Doug Williams, vs. Chicago, 1/2/83 (367 pass, 30 rush) 395, Brian Griese, at San Diego, 12/12/04 (392 pass, 3 rush) 390, Josh Freeman, vs. St. Louis, 12/23/12 (372 pass, 18 rush) 388, Vinny Testaverde, at New Orleans, 12/6/87 (369 pass, 19 rush)

**RUSHING****MOST YARDS RUSHING**

Season	1,544, James Wilder, 1984 <b>1,454, Doug Martin, 2012</b> <b>1,402, Doug Martin, 2015</b> 1,300, James Wilder, 1985 1,263, Ricky Bell, 1979 1,207, Errict Rhett, 1995 1,178, Carnell Williams, 2005 1,171, Reggie Cobb, 1992 1,133, Warrick Dunn, 2000 1,026, Warrick Dunn, 1998 1,011, Errict Rhett, 1994 1,007, LeGarrette Blount, 2010
Game	<b>251, Doug Martin, at Oakland, 11/4/12</b> <b>235, Doug Martin, at Philadelphia, 11/22/15</b> 219, James Wilder, at Minnesota, 11/6/83 210, Warrick Dunn, vs. Dallas, 12/3/00 192, Errict Rhett, vs. Washington, 12/4/94 172, James Wilder, vs. Green Bay, 9/30/84 167, Ricky Bell, vs. Green Bay, 10/21/79 166, James Wilder, at Chicago, 9/8/85 164, LeGarrette Blount, vs. Seattle, 12/26/10 163, Bobby Rainey, vs. Atlanta, 11/17/13

**MOST RUSHING ATTEMPTS**

Season	407, James Wilder, 1984 365, James Wilder, 1985 332, Errict Rhett, 1995 <b>319, Doug Martin, 2012</b> 310, Reggie Cobb, 1992
Game	43, James Wilder, vs. Green Bay, 9/30/84 (OT, 39 in reg) 42, James Wilder, at Pittsburgh, 10/30/83 40, Errict Rhett, vs. Washington, 12/4/94

**BEST AVERAGE PER RUSH**

Season	5.01, LeGarrette Blount, 2010 (201-1,007)
(min. 100)	<b>4.94, Charles Sims, 2015 (107-529)</b> <b>4.87, Doug Martin, 2015 (288-1,402)</b> 4.60, James Wilder, 1987 (106-488) 4.58, Thomas Jones, 2003 (137-627)
Game	10.1, Ricky Bell, vs. New Orleans, 10/14/79 (10-101)
(min. 10)	<b>10.0, Doug Martin, at Oakland, 11/4/12 (25-251)</b> 9.6, Warrick Dunn, vs. Dallas, 12/3/00 (22-210)

**MOST TOUCHDOWNS RUSHING**

Season	13, James Wilder, 1984 <b>11, Doug Martin, 2012</b> 11, Errict Rhett, 1995 10, Earnest Graham, 2007 10, Mike Alstott, 2001 10, James Wilder, 1985
Game	<b>4, Doug Martin, at Oakland, 11/4/12</b> 3, Michael Pittman, vs. Kansas City, 11/7/04 3, Mike Alstott, vs. Minnesota, 10/28/01 3, Warrick Dunn, vs. St. Louis, 12/18/00 3, Mike Alstott, at Cincinnati, 12/27/98 3, Reggie Cobb, vs. Detroit, 11/20/91

**MOST YARDS RUSHING — QUARTERBACK**

Season	425, Steve Young, 1986 370, Doug Williams, 1980 364, Josh Freeman, 2010
Game	105, Vinny Testaverde, vs. Minnesota, 12/16/90

**MOST 100-YARD RUSHING GAMES**

Season	6, Carnell Williams, 2005 <b>5, Doug Martin, 2012</b> 5, Warrick Dunn, 1997 5, James Wilder, 1985 5, James Wilder, 1984 5, Ricky Bell, 1979 (plus 1 in playoffs)
--------	---

**PASSING****MOST YARDS PASSING**

Season	<b>4,090, Jameis Winston, 2016</b> 4,065, Josh Freeman, 2012 <b>4,042, Jameis Winston, 2015</b> 3,811, Brad Johnson, 2003 3,592, Josh Freeman, 2011
Game	486, Doug Williams, at Minnesota, 11/16/80 469, Vinny Testaverde, at Indianapolis, 10/16/88 420, Josh Freeman, vs. New Orleans, 10/21/12 407, Brian Griese, at Chicago, 9/21/08 <b>405, Jameis Winston, vs. Los Angeles, 9/25/16</b> 399, Brad Johnson, vs. Chicago, 11/18/01 392, Brian Griese, at San Diego, 12/12/04 373, Jack Thompson, at Detroit, 12/18/83 372, Josh Freeman, vs. St. Louis, 12/23/12 370, Vinny Testaverde, vs. Cleveland, 11/5/89

**MOST PASSES ATTEMPTED**

Season	570, Brad Johnson, 2003 <b>567, Jameis Winston, 2016</b> 559, Brad Johnson, 2001 558, Josh Freeman, 2012 551, Josh Freeman, 2011
Game	67, Brian Griese, at Chicago, 9/21/08 61, Brad Johnson, vs. Carolina, 9/14/03 <b>58, Jameis Winston, vs. Los Angeles, 9/25/16</b> 56, Brad Johnson, vs. Chicago, 11/18/01 56, Doug Williams, vs. Cleveland, 9/28/80

**MOST PASSES COMPLETED**

Season	354, Brad Johnson, 2003 346, Josh Freeman, 2011 <b>345, Jameis Winston, 2016</b> 340, Brad Johnson, 2001 <b>312, Jameis Winston, 2015</b>
Game	40, Brad Johnson, vs. Chicago, 11/18/01 38, Brian Griese, at Chicago, 9/21/08 37, Jeff Garcia, at Detroit, 10/21/07 <b>36, Jameis Winston, vs. Los Angeles, 9/25/16</b> 36, Brian Griese, at San Diego, 12/12/04



**HIGHEST COMPLETION PERCENTAGE**

Season	69.3%, Brian Griese, 2004 (233-336)
(min. 150 att)	64.9%, Jeff Garcia, 2008 (227-343)
	63.9%, Jeff Garcia, 2007 (209-327)
	62.8%, Josh Freeman, 2011 (346-551)
	62.3%, Brad Johnson, 2002 (281-451)
Game	88.0%, Vinny Testaverde, vs. Green Bay, 9/13/92 (22-25)
(min. 20 att)	87.0%, Mike Glennon, vs. Atlanta, 11/17/13 (20-23)
	86.2%, Steve DeBerg, at Detroit, 10/14/84 (25-29)
	82.2%, Jeff Garcia, at Detroit, 10/21/07 (37-45)
	81.5%, Vinny Testaverde, at Green Bay, 9/10/89 (22-27)

**MOST YARDS PER ATTEMPT**

Season	7.83, Brian Griese, 2004
(min. 150 att)	7.72, Vinny Testaverde, 1990
	7.56, Doug Williams, 1981
	<b>7.56, Jameis Winston, 2015</b>
	7.46, Jeff Garcia, 2007
Game	14.52, Vinny Testaverde, vs. Green Bay, 9/13/92
(min. 20 att)	13.04, Craig Erickson, vs. Indianapolis, 9/11/94
	12.62, Josh Freeman, vs. Kansas City, 10/14/12
	12.52, Josh McCown, at Washington, 11/16/14
	12.07, Doug Williams, vs. Chicago, 12/20/80

**MOST TOUCHDOWN PASSES**

Season	<b>28, Jameis Winston, 2016</b>
	27, Josh Freeman, 2012
	26, Brad Johnson, 2003
	25, Josh Freeman, 2010
	<b>22, Jameis Winston, 2015</b>
	22, Brad Johnson, 2002
Game	<b>5, Jameis Winston, at Philadelphia, 11/22/15</b>
	5, Josh Freeman, vs. Seattle, 12/26/10
	5, Brad Johnson, vs. Minnesota, 11/3/02
	5, Steve DeBerg, vs. Atlanta, 9/13/87

**MOST INTERCEPTIONS THROWN**

Season	35, Vinny Testaverde, 1988
Game	7, Steve DeBerg, vs. San Francisco, 9/7/86

**LOWEST INTERCEPTION PERCENTAGE**

Season	1.22%, Jeff Garcia, 2007 (4-327)
	1.27%, Josh Freeman, 2010 (6-474)
	1.33%, Brad Johnson, 2002 (6-451)
	1.60%, Jeff Garcia, 2008 (6-376)
	1.97%, Brad Johnson, 2001 (11-559)

**MOST CONSECUTIVE PASSES****WITHOUT AN INTERCEPTION**

197, Jeff Garcia, 9/9/07 - 10/28/07
187, Brad Johnson, 12/23/01 - 9/29/02

**HIGHEST NFL PASSER RATING**

Season	97.5, Brian Griese, 2004
(min. 150 att)	95.9, Josh Freeman, 2010
	94.6, Jeff Garcia, 2007
	92.9, Brad Johnson, 2002
	90.2, Jeff Garcia, 2008
Game	158.3, Craig Erickson, vs. Indianapolis, 9/11/94
(min. 20 att)	151.5, Trent Dilfer, at New Orleans, 11/7/99
	148.3, Brad Johnson, vs. Minnesota, 11/3/02
	148.0, Shaun King, vs. Minnesota, 10/29/00
	145.4, Vinny Testaverde, vs. Green Bay, 9/13/92

**MOST 300-YARD PASSING GAMES**

Season	4, Brad Johnson, 2003
	4, Vinny Testaverde, 1989 and 1988
	4, Doug Williams, 1981 and 1980

**MOST CONSECUTIVE COMPLETIONS**

18, Jeff Garcia, at Detroit, 10/21/07
18, Brad Johnson, over two games, at Philadelphia, 9/8/03
(13) and vs. Carolina, 9/14/03 (5)
15, Mike Glennon, vs. Atlanta, 11/17/13
15, Luke McCown, at New Orleans, 12/2/07
15, Brian Griese, over two games, at New Orleans, 10/10/04 (6) and at St. Louis, 10/18/04 (9)
15, Brad Johnson, over two games, at St. Louis, 11/26/01 (1) and at Cincinnati, 12/2/01 (14)
15, Steve DeBerg, vs. Minnesota, 9/14/86

**MOST CONSECUTIVE PASSES****WITHOUT BEING SACKED**

160, Brad Johnson, 9/14/03-10/19/03
111, Doug Williams, 11/4/79-12/2/79
97, Brian Griese, 9/21/08-9/28/08

**MOST CONSECUTIVE GAMES****THROWING A TD PASS**

15, Josh Freeman, 10/10/10-9/18/11
13, Josh Freeman, 12/17/11-11/18/12
12, Brian Griese, 10/10/04-9/11/05
11, Brad Johnson, 9/8/03-11/24/03
10, Steve DeBerg, 10/6/85-10/12/86

**RECEIVING****MOST PASS RECEPTIONS**

Season	106, Keyshawn Johnson, 2001
	<b>96, Mike Evans, 2016</b>
	86, Mark Carrier, 1989
	85, James Wilder, 1984
	84, Keenan McCardell, 2003
Game	13, Earnest Graham, at Detroit, 10/21/07
	13, James Wilder, vs. Minnesota, 9/15/85
	12, Warrick Dunn, vs. Chicago, 11/18/01
	12, Keyshawn Johnson, vs. Chicago, 11/18/01
	11, six times, most recently by Mike Evans, vs. Atlanta, 11/3/16
	<b>10, 19 times, most recently by Adam Humphries, vs. Carolina, 1/1/17</b>

**MOST YARDS RECEIVING**

Season	1,422, Mark Carrier, 1989
	1,384, Vincent Jackson, 2012
	<b>1,321, Mike Evans, 2016</b>
	1,287, Joey Galloway, 2005
	1,266, Keyshawn Johnson, 2001
	1,248, Antonio Bryant, 2008
	1,224, Vincent Jackson, 2013
	<b>1,208, Mike Evans, 2015</b>
	1,193, Michael Clayton, 2004
	1,176, Kevin House, 1981
	1,174, Keenan McCardell, 2003
	1,088, Keyshawn Johnson, 2002
	1,057, Joey Galloway, 2006
	<b>1,051, Mike Evans, 2014</b>
	1,040, Bruce Hill, 1988
	1,014, Joey Galloway, 2007
	1,005, Kevin House, 1984
	1,002, Vincent Jackson, 2014
Game	216, Vincent Jackson, vs. New Orleans, 10/21/12
	212, Mark Carrier, at New Orleans, 12/6/87
	<b>209, Mike Evans, at Washington, 11/16/14</b>
	200, Antonio Bryant, at Carolina, 12/8/08
	178, Kevin House, at Oakland, 10/18/81
	176, Charles Wilson, vs. L.A. Rams, 12/11/94
	166, Joey Galloway, vs. Detroit, 10/2/05
	166, Gerald Carter, at San Francisco, 11/18/84
	166, Morris Owens, at Seattle, 10/16/77
	<b>165, Vincent Jackson, vs. Atlanta, 11/17/13</b>

**MOST TOUCHDOWNS RECEIVING**

Season	<b>12, Mike Evans, 2016</b>
	<b>12, Mike Evans, 2014</b>
	11, Mike Williams, 2010
	10, Joey Galloway, 2005
	9, Mike Williams, 2012
	9, Mark Carrier, 1989
	9, Bruce Hill, 1988
	9, Kevin House, 1981
Game	4, Jimmie Giles, at Miami, 10/20/85

**MOST RECEPTIONS, RUNNING BACK**

Season	85, James Wilder, 1984
Game	13, Earnest Graham, at Detroit, 10/21/07
	13, James Wilder, vs. Minnesota, 9/15/85

**MOST YARDS RECEIVING, RUNNING BACK**

Season	685, James Wilder, 1984
Game	138, Warrick Dunn, vs. Chicago, 11/18/01

**MOST RECEPTIONS, TIGHT END**

Season	77, Kellen Winslow, 2009
Game	10, Jackie Harris, at Green Bay, 11/26/95

**MOST YARDS RECEIVING, TIGHT END**

Season	884, Kellen Winslow, 2009
Game	143, Calvin Magee, at Chicago, 12/7/86

**BEST AVERAGE PER RECEPTION**

Season	22.1, Kevin House, 1980 (24-531) 21.1, Horace Copeland, 1993 (30-633)
Game	46.0, Kevin House, vs. Chicago, 12/20/80 (3-138) (min. 3 rec.) 44.5, Kevin House, at Oakland, 10/18/81 (4-178)

**LONGEST RECEPTION, RUNNING BACK**

74, Gary Anderson, vs. Green Bay, 10/14/90
68, Michael Pittman, at Carolina, 11/28/04
68, (TD), Michael Pittman, at Atlanta, 9/21/03
68, Warrick Dunn, vs. Detroit, 12/12/99

**LONGEST RECEPTION, TIGHT END**

81 (TD), Tyji Armstrong, vs. L.A. Rams, 12/6/92
81 (TD), Jimmie Giles, vs. Chicago, 11/1/81

**MOST 100-YARD RECEIVING GAMES**

Season	9, Mark Carrier, 1989
--------	-----------------------

**INDIVIDUAL RECORDS/DEFENSE****MOST TACKLES**

Season	214, Hardy Nickerson, 1993 205, Barrett Ruud, 2009 196, Shelton Quarles, 2005 194, Hardy Nickerson, 1997 189, Derrick Brooks, 1998
Game	23, Derrick Brooks, at Minnesota, 9/30/01 22, Derrick Brooks, vs. Buffalo, 11/26/00 22, Hardy Nickerson, at Chicago, 11/23/97 21, <b>Kwon Alexander, at Dallas, 12/18/16</b> 21, Shelton Quarles, vs. New Orleans, 1/1/06 21, Broderick Thomas, vs. Philadelphia, 10/6/91

**MOST QUARTERBACK SACKS**

Season	16.5, Warren Sapp, 2000 15.5, Simeon Rice, 2002 15.0, Simeon Rice, 2003 14.0, Simeon Rice, 2005 13.0, Marcus Jones, 2000 13.0, Lee Roy Selmon, 1977 12.5, Warren Sapp, 1999 12.0, Simeon Rice, 2004 11.0, Simeon Rice, 2001 11.0, Broderick Thomas, 1991 11.0, Lee Roy Selmon, 1983 11.0, Lee Roy Selmon, 1979 11.0, Lee Roy Selmon, 1978
Game	4.0, Simeon Rice, at Washington, 10/12/03 4.0, Marcus Jones, vs. Detroit, 10/19/00

**MOST DEFENSIVE TOUCHDOWNS**

Season	4, Derrick Brooks, 2002 3, Wayne Haddix, 1990 3, Danny Lansanah, 2014 2, Mason Foster, 2013 2, Aqib Talib, 2011 2, Tanard Jackson, 2009 2, Ronde Barber, 2007 2, Ronde Barber, 2006 2, Ronde Barber, 2004 2, Ronde Barber, 2000 2, Donnie Abraham, 1999 2, Hugh Green, 1983 2, Cedric Brown, 1981 2, Richard Wood, 1977
Game	2, Ronde Barber, vs. Philadelphia, 10/22/06

**MOST PASS INTERCEPTIONS**

Season	10, Ronde Barber, 2001 9, Cedric Brown, 1981 8, Brian Kelly, 2002 7, Donnie Abraham, 1999, 2000 7, Wayne Haddix, 1990 7, Jeremiah Castille, 1985
Game	3, Aqib Talib at Washington, 10/4/09 Ronde Barber, twice, at New Orleans, 12/4/05 and at New Orleans, 12/23/01

**MOST YARDS, INTERCEPTIONS RETURNED**

Season	231, Wayne Haddix, 1990 218, Derrick Brooks, 2002 215, Cedric Brown, 1981
Game	131, Cedric Brown, vs. Green Bay, 11/22/81

**MOST INTERCEPTIONS FOR TOUCHDOWNS**

Season	3, Derrick Brooks, 2002 3, Wayne Haddix, 1990
Game	2, Ronde Barber, vs. Philadelphia, 10/22/06

**LONGEST FUMBLE RETURN**

80 (TD), Cedric Brown (lateral from Danny Reece), at Houston, 10/19/80
---

**LONGEST NON-SCORING FUMBLE RETURN**

72, Sabby Piscitelli, at Buffalo, 9/20/09
---

**MOST FUMBLES CAUSED**

Season	7, Stylez G. White, 2007 7, Broderick Thomas, 1991 7, Wally Chambers, 1979
--------	--

**MOST FUMBLES RECOVERED**

Season	5, Bill Kollar, 1979 4, four times, most recently by Jovan Haye, 2007
--------	--

**INDIVIDUAL RECORDS/  
SPECIAL TEAMS****MOST PUNTS**

Season	100, Dave Green, 1978 98, Dave Green, 1977
Game	11, six times, most recently by Josh Bidwell, at Chicago, 12/17/06

**BEST GROSS PUNTING AVERAGE**

Season	<b>45.93, Bryan Anger, 2016</b> 45.57, Josh Bidwell, 2005 45.26, Michael Koenen, 2012 45.12, Michael Koenen, 2011 44.49, Josh Bidwell, 2008
Game	52.2, Michael Koenen, vs. Detroit, 9/11/11 (min. 4) 52.0, Tom Tupa, at New Orleans, 12/7/03 52.0, Tom Tupa, at New Orleans, 12/1/02 51.8, Josh Bidwell, at N.Y. Jets, 10/9/05 51.4, Michael Koenen, at Denver, 12/2/12

**BEST NET PUNTING AVERAGE**

Season	<b>42.7, Bryan Anger, 2016</b> 40.3, Michael Koenen, 2011 38.3, Michael Koenen, 2013 38.0, Jacob Schum, 2015 37.8, Tommy Barnhardt, 1996
Game	49.8, Michael Koenen, vs. New Orleans, 10/16/11 (min. 4)

**MOST PUNTS INSIDE THE 20**

Season	<b>37, Bryan Anger, 2016</b> 30, Josh Bidwell, 2007 30, Tom Tupa, 2002 27, Josh Bidwell, 2008 26, Tom Tupa, 2003 26, Mark Royals, 2001
Game	<b>5, Bryan Anger, vs. Carolina, 1/1/17</b> 5, Josh Bidwell, vs. Miami, 10/16/05

**MOST FAIR CATCHES FORCED**

Season	42, Dan Strzyzinski, 1994
--------	---------------------------

**MOST PUNT RETURNS**

Season	70, Danny Reece, 1979 (NFL Record)
	57, Danny Reece, 1980
Game	8, Danny Reece, vs. Detroit, 9/1/79

**MOST YARDS PUNTS RETURNED**

Season	597, Karl Williams, 1997
	492, Mark Jones, 2005
	453, Jacques Green, 1998
Game	120, Karl Williams, vs. Cleveland, 10/13/02
	116, Karl Williams, at Detroit, 11/11/01
	116, Karl Williams, vs. Chicago, 12/21/97

**BEST AVERAGE, PUNT RETURNS**

Season	21.1, Karl Williams, 1996 (min. 10)
Game	33.0, Karl Williams, at Indianapolis, 11/2/97 (min. 3)

**MOST KICKOFF RETURNS**

Season	58, Bobby Joe Edmonds, 1995
	48, Phil Freeman, 1985
Game	8, Vernon Turner, vs. Minnesota, 10/30/94

**MOST YARDS KICKOFFS RETURNED**

Season	1,147, Bobby Joe Edmonds, 1995
	1,129, Micheal Spurlock, 2010
	1,118, Reidel Anthony, 1998
	1,085, Phil Freeman, 1985
Game	242, Vernon Turner, vs. Minnesota, 10/30/94

**BEST AVERAGE, KICKOFF RETURNS**

Season	29.1, Clifton Smith, 2009 (min. 20)
Game	52.3, Michael Spurlock, at Atlanta, 11/7/10 (min. 3)

**MOST SPECIAL TEAMS TACKLES**

Season	31, Shelton Quarles, 1999
Game	6, Dana Natziger, vs. Minnesota, 9/5/81
	5, Brian Clark, vs. N.Y. Giants, 9/27/09
	5, Torrie Cox, vs. New Orleans, 11/5/06
	5, Jameel Cook, vs. Detroit, 10/2/05
	5, Shelton Quarles, vs. Minnesota, 12/6/99
	5, Sam Anno, vs. Minnesota, 12/16/90

**LONGEST BLOCKED RETURNS**

Field Goal	79 (TD), Mike Washington, vs. Atlanta, 9/24/78
Punt	33 (TD), Ricky Reynolds, at Washington, 10/22/89

**TEAM RECORDS/OFFENSE****SCORING****MOST POINTS SCORED**

Season	389, 2012
	388, 2000
	361, 2008
	354, 2016
	346, 2002
Game	48, vs. New Orleans, 12/23/01
	48, vs. Atlanta, 9/13/87
	45, at Philadelphia, 11/22/15
	42, at Oakland, 11/4/12
	42, vs. Chicago, 10/8/89
	41, vs. Atlanta, 11/17/13
	41, vs. Minnesota, 10/28/01
	41, vs. Minnesota, 10/29/00
	41, vs. Chicago, 9/10/00
	41, vs. N.Y. Jets, 12/16/84

**MOST TOUCHDOWNS**

Season	44, 2012
	43, 2000
	40, 1984
	41, 2016
	39, 2010
Game	7, vs. Atlanta, 9/13/87
	6, at Philadelphia, 11/22/15
	6, at Oakland, 11/4/12
	6, vs. Chicago, 10/8/89

**MOST RUSHING TOUCHDOWNS**

Season	19, 1995
	18, 2000
	17, 2001
	17, 1984
	16, 1978
Game	4, at Oakland, 11/4/12

**MOST PASSING TOUCHDOWNS**

Season	29, 2016
	27, 2012
	27, 2003
	26, 2010
	24, 2004
Game	5, at Philadelphia, 11/22/15
	5, vs. Seattle, 12/26/10
	5, vs. Minnesota, 11/3/02
	5, vs. Atlanta, 9/13/87

**MOST RETURN TOUCHDOWNS**

Season	7, 2008
	7, 2000
	6, 2002
	5, 2009
	5, 1981
Game	3, at New Orleans, 12/11/77

**MOST FIELD GOALS**

Season	32, 2008
	32, 2002
	29, 2015
	28, 2012
	28, 2007
	28, 2001
	28, 2000
Game	5, at Chicago, 12/29/02

**MOST FIELD GOALS ATTEMPTED**

Season	40, 2015
	39, 2002
	38, 2008
	35, 2001
	35, 1994
Game	6, vs. Cincinnati, 10/8/95

**LARGEST MARGIN OF VICTORY**

Season	+150, 2002 (346-196)
Game	+41, vs. Chicago, 9/10/00 (41-0)
	+38, vs. Atlanta, 9/13/87 (48-10)
	+35, at Cincinnati, 12/27/98 (35-0)
	+34, vs. Atlanta, 12/16/07 (37-3)
	+34, vs. Green Bay, 11/22/81 (37-3)

**LARGEST MARGIN OF VICTORY, HOME**

Game	+41, vs. Chicago, 9/10/00 (41-0)
	+38, vs. Atlanta, 9/13/87 (48-10)
	+34, vs. Atlanta, 12/16/07 (37-3)
	+34, vs. Green Bay, 11/22/81 (37-3)
	+32, vs. San Francisco, 11/21/04 (35-3)

**LARGEST MARGIN OF VICTORY, ROAD**

Game	+35, at Cincinnati, 12/27/98 (35-0)
	+28, at Philadelphia, 11/22/15 (45-17)
	+28, at Cincinnati, 9/29/02 (35-7)
	+25, at Baltimore, 9/15/02 (25-0)
	+24, at Atlanta, 11/18/07 (31-7)



## TOTAL YARDS

### MOST YARDS, TOTAL OFFENSE

Season	6,014, 2015
	5,820, 2012
	5,542, 2016
	5,456, 2008
	5,453, 2003
Game	573, at Minnesota, 11/16/80
	521, at Philadelphia, 11/22/15
	515, at Oakland, 11/4/12
	513, at San Francisco, 10/23/16
	513, vs. New Orleans, 10/21/12
	509, at St. Louis, 12/17/15
	483, at Indianapolis, 10/16/88
	479, at Washington, 10/25/15
	476, at Miami, 10/20/85
	475, at Cincinnati, 10/29/89

### MOST PLAYS

Season	1,091, 1984
	1,066, 2016
	1,055, 1979
	1,046, 2001
	1,045, 2008
Game	91, vs. Green Bay, 9/30/84 (OT, 79 in regulation)
	87, at Kansas City, 10/28/84
	86, vs. Indianapolis, 10/4/92
	84, at Chicago, 9/21/08

### BEST AVERAGE GAIN PER PLAY

Season	5.91, 2015
	5.77, 2012
	5.61, 2010
	5.43, 1981
	5.36, 2007
Game	9.08, vs. Kansas City, 10/14/12
	8.43, vs. Minnesota, 10/29/00
	8.35, at Miami, 10/20/85
	8.2, at Oakland, 11/4/12
	8.2, at Indianapolis, 10/16/88

### BEST TIME OF POSSESSION

Game	48:09, vs. Oakland, 11/10/96 (OT, 37:09 in regulation)
	43:07, vs. Arizona, 11/14/07
	42:59, vs. Atlanta, 12/16/07
	42:14, vs. Washington, 12/4/94
	41:41, vs. Seattle, 10/19/08

## FIRST DOWNS

### MOST FIRST DOWNS

Season	344, 1984
	340, 2016
	336, 2015
	307, 2003
	301, 2012
Game	30, vs. Los Angeles, 9/25/16
	30, at St. Louis, 12/17/15
	30, vs. Atlanta, 12/24/05
	30, vs. Atlanta, 9/13/87
	28, five times, most recently at Chicago, 9/21/08

### MOST RUSHING FIRST DOWNS

Season	114, 1984
	111, 1978, 1998 and 2000
	107, 1979
Game	16, at Cincinnati, 12/27/98
	16, vs. Washington, 12/4/94
	16, vs. Detroit, 9/16/84

## MOST PASSING FIRST DOWNS

Season	220, 2016
	209, 1984
	201, 2015
	190, 2003
	189, 2001
Game	22, at Chicago, 9/21/08
	21, vs. Los Angeles, 9/25/16
	21, at St. Louis, 12/17/15
	21, vs. Chicago, 11/18/01
	20, vs. Atlanta, 9/13/87
	20, vs. Cleveland, 9/28/80

### MOST PENALTY FIRST DOWNS

Season	40, 2016
Game	6, vs. Kansas City, 9/5/93
	6, vs. Oakland, 10/30/16
	5, 15 times, most recently vs. New Orleans, 12/11/16

### BEST THIRD DOWN EFFICIENCY

Season	43.9%, 2016
	42.9%, 1984
	42.2%, 2010
	41.6%, 2015
	41.3%, 1989
Game	87.5%, vs. Atlanta, 9/13/87 (14-16)

## RUSHING

### MOST RUSHING ATTEMPTS

Season	609, 1979
	549, 1978
	523, 1998
	502, 1997
	490, 2000
Game	62, vs. Kansas City, 12/16/79
	55, vs. Philadelphia, 12/29/79 (Playoff Game)
	51, at Cincinnati, 12/27/98
	49, vs. Oakland, 11/10/96
	49, vs. New York Giants, 11/2/80

### MOST YARDS RUSHING

Season	2,437, 1979
	2,162, 2015
	2,148, 1998
	2,098, 1978
	2,066, 2000
Game	2,001, 2010
	283, at Philadelphia, 11/22/15
	278, at Oakland, 11/4/12
	250, vs. Dallas, 12/3/00
	249, at San Francisco, 10/23/16
	246, vs. Minnesota, 11/1/98

### BEST AVERAGE PER RUSH

Season	4.75, 2015
	4.64, 2010
	4.42, 2012
	4.22, 2000
	4.21, 2011
Game	9.00, vs. Detroit, 12/23/95 (16-144)
	8.69, at Oakland, 11/4/12 (32-278)
	8.56, vs. Green Bay, 11/16/03 (18-154)
	8.00, vs. Seattle, 12/26/10 (26-208)
	7.30, at New Orleans, 9/7/08 (20-146)

## PASSING

### MOST PASSES ATTEMPTED

Season	592, 2003
	592, 2001
	588, 2011
	578, 2016
	570, 1989
Game	67, at Chicago, 9/21/08
	61, vs. Carolina, 9/14/03
	58, vs. Los Angeles, 9/25/16
	57, vs. Chicago, 11/18/01
	56, at Minnesota, 11/16/80
	56, vs. Cleveland, 9/28/80

**MOST PASSES COMPLETED**

Season	369, 2003
	365, 2011
	362, 2001
	355, 2016
	355, 2008
Game	41, vs. Chicago, 11/18/01
	38, at Chicago, 9/21/08
	37, at Detroit, 10/21/07
	36, vs. Los Angeles, 9/25/16
	36, at San Diego, 12/12/04

**BEST COMPLETION PERCENTAGE**

Season	66.4%, 2004
	64.5%, 2007
	63.2%, 2008
	62.3%, 2003
	62.2%, 2005
Game	86.2%, at Detroit, 10/14/84 (25-29)
	84.6%, vs. Green Bay, 9/13/92 (22-26)
	82.2%, at Detroit, 10/21/07 (37-45)
	82.1%, vs. Seattle, 12/26/10 (23-28)
	81.5%, at Green Bay, 9/10/89 (22-27)
	80.0%, vs. Atlanta, 11/17/13 (20-25)
	80.0%, at New Orleans, 12/11/77 (8-10)

**MOST NET YARDS PASSING**

Season	3,983, 2012
	3,926, 2016
	3,852, 2015
	3,805, 2003
	3,650, 2011
Game	486, at Minnesota, 11/16/80
	444, at Indianapolis, 10/16/88
	411, vs. New Orleans, 10/21/12
	407, at Chicago, 9/21/08
	395, vs. Chicago, 11/18/01

**BEST AVERAGE PER PASS PLAY**

Season	7.00, 1994
	6.97, 1981
Game	15.2, vs. New Orleans, 9/16/07
	14.3, vs. St. Louis, 12/18/77
	11.8, vs. Kansas City, 10/14/12

**HIGHEST PASSER RATING**

Season	96.2, 2010
	91.7, 2007
	89.1, 2004
	87.0, 2016
	86.3, 2002
Game	158.3, vs. Indianapolis, 9/11/94
	151.5, New Orleans, 11/7/99
	148.3, Minnesota, 11/3/02
	148.0, Minnesota, 10/29/00
	145.8, New Orleans, 9/16/07
	145.8, New Orleans, 12/11/77

**MOST PASSES INTERCEPTED**

Season	36, 1988
	30, 1977
	29, 2009
	29, 1991
	28, 1989
Game	7, vs. San Francisco, 9/7/86

**FEWEST PASSES INTERCEPTED**

Season	6, 2010
	8, 2007
	10, 2002

**FEWEST TIMES BUCS PASSER SACKED**

Season	11, 1982 (9 games)
	12, 1979

**MOST TIMES BUCS PASSER SACKED**

Season	56, 1985, 1991 and 1995
Game	10, vs. Pittsburgh, 10/21/01
	10, vs. Washington, 10/9/77
	9, at L.A. Rams, 11/5/78

**FUMBLES****MOST FUMBLES**

Season	39, 1983
Game	8, at N.Y. Jets, 12/12/82

**FEWEST FUMBLES**

Season	16, 2012
	16, 2005
	16, 2000

**FEWEST FUMBLES LOST**

Season	5, 2009
--------	---------

**PENALTIES****MOST PENALTIES**

Season	143, 2015
Game	20, vs. Seattle, 10/17/76

**FEWEST PENALTIES**

Season	38, 1982 (9 games)
	75, 1999
Game	0, at Detroit, 12/18/83

**MOST YARDS PENALIZED**

Season	1,195, 2015
Game	190, vs. Seattle, 10/17/76

**FEWEST YARDS PENALIZED**

Season	297, 1982 (9 games)
	583, 1999
Game	0, at Detroit, 12/18/83

**TEAM RECORDS/DEFENSE****TOTAL DEFENSE****FEWEST TOTAL YARDS ALLOWED**

Season	3,934, 1977 (14 games)
	3,949, 1979
Game	80, vs. Kansas City, 12/16/79
	107, vs. Houston, 12/14/03
	107, vs. N.Y. Giants, 9/12/99
	120, vs. Washington, 1/7/06 (Playoff game)
	127, at Dallas, 9/9/01
	128, at Cincinnati, 9/7/80
	130, at Carolina, 10/27/02
	133, vs. Atlanta, 12/16/07
	135, vs. N.Y. Giants, 10/4/98
	136, at Atlanta, 9/21/03

**FEWEST TOTAL POINTS ALLOWED**

Season	196, 2002 (16 games, 12.3 per game)
	223, 1977 (14 games, 15.9 per game)
	235, 1999 (16 games, 14.7 per game)
Game	0, vs. Atlanta, 12/5/04 (27-0)
	0, at Philadelphia, 9/8/03 (17-0)
	0, vs. Dallas, 10/26/03 (16-0)
	0, at Baltimore, 9/15/02 (25-0)
	0, at Chicago, 12/29/02 (15-0)
	0, vs. Chicago, 9/10/00 (41-0)
	0, at Cincinnati, 12/27/98 (35-0)
	0, vs. St. Louis, 11/10/85 (16-0)
	0, vs. Kansas City, 12/16/79 (3-0)
	3, 17 times, most recently vs. Carolina, 10/12/08

**FEWEST FIRST DOWNS ALLOWED**

Season	228, 1999
	236, 2002
	241, 1977 (14 games)
Game	4, vs. N.Y. Giants, 9/12/99
	4, vs. Kansas City, 12/16/79
	5, vs. Atlanta, 12/16/07
	7, vs. Seattle, 10/19/08
	7, vs. Houston, 12/14/03
	7, vs. Washington, 12/4/94

**FEWEST RUSHING FIRST DOWNS ALLOWED**

Season	75, 1998, 1999, 2005, 2012
Game	0, at Detroit, 9/17/00 0, vs. Washington, 12/4/94

**FEWEST PASSING FIRST DOWNS ALLOWED**

Season	106, 1977 (14 games) 111, 1979
Game	0, vs. New England, 12/12/76

**FEWEST PLAYS ALLOWED**

Season	925, 1998 933, 1976 (14 games)
Game	36, vs. Atlanta, 12/16/07 38, vs. Kansas City, 12/16/79 39, vs. Seattle, 10/19/08 40, vs. Washington, 12/4/94

**LOWEST OPPONENT THIRD DOWN PERCENTAGE**

Season	31.7%, 1998
Game	0.0%, at Carolina, 12/24/11 (0-6) 0.0%, vs. Atlanta, 12/16/07 (0-9) 0.0%, at Chicago, 1/2/00 (0-12)

**MOST TURNOVERS FORCED**

Season	46, 1981 (32 int, 14 fum) 43, 1978 (29 int, 14 fum) 42, 1990 (25 int, 16 fum) 41, 2000 (25 int, 16 fum) 41, 1983 (23 int, 18 fum) 41, 1977 (23 int, 17 fum)
Game	8, vs. Minnesota, 12/16/90 (5 int, 3 fum)

**RUSHING DEFENSE****FEWEST YARDS ALLOWED**

Season	1,320, 2012 1,407, 1999 1,515, 2005 1,551, 2005 1,554, 2002
Game	2, vs. Miami, 11/11/13 10, vs. Carolina, 9/9/12 10, vs. Washington, 12/4/94 12, vs. Green Bay, 12/26/99 17, at Detroit, 9/17/00 17, at L.A. Raiders, 12/19/93 18, at Atlanta, 10/20/13 19, vs. Oakland, 1/26/03 (Super Bowl) 22, at Oakland, 11/4/12 23, vs. Arizona, 11/4/07 23, vs. Minnesota, 10/18/87

**FEWEST RUSHES ALLOWED**

Season	361, 1999
Game	10, at Detroit, 9/17/00 11, vs. Oakland, 1/26/03 (Super Bowl) 11, at Oakland, 11/4/12 12, vs. Arizona, 11/4/07 12, at Detroit, 9/7/97 12, vs. Green Bay, 12/26/99 12, vs. Washington, 12/4/94

**LOWEST AVERAGE PER RUSH**

Season	3.24, 1988 3.44, 1978 3.45, 2015 3.46, 2005 3.47, 1979
Game	0.14, vs. Miami, 11/11/13 0.74, at L.A. Raiders, 12/19/93 0.77, vs. Carolina, 9/9/12 0.83, vs. Washington, 12/4/94 1.00, vs. Atlanta, 10/20/13 1.00, vs. Green Bay, 12/26/99

**PASSING DEFENSE****FEWEST NET YARDS ALLOWED**

Season	1,903, 1977 (14 games) 2,076, 1979
Game	16, at Cincinnati, 9/7/80 17, vs. Chicago, 12/2/79 18, at Giants, 10/7/79 20, at Carolina, 10/27/02 22, vs. Kansas City, 12/16/79

**FEWEST ATTEMPTS ALLOWED**

Season	321, 1976 (14 games) 337, 1977 (14 games) 419, 1978
Game	7, at Chicago, 11/26/78

**FEWEST COMPLETIONS ALLOWED**

Season	178, 1976 (14 games) 190, 1977 (14 games) 241, 1978
Game	4, vs. Atlanta, 12/16/07 4, at Chicago, 11/26/78 4, vs. New England, 12/12/76

**LOWEST PCT. OF COMPLETIONS ALLOWED**

Season	50.8%, 2002 52.7%, 1999 55.4%, 2001 55.5%, 1976 55.8%, 1990
Game	26.7%, vs. Atlanta, 12/16/07 (4-15) 27.8%, at Carolina, 10/27/02 (5-18) 28.6%, at Cincinnati, 9/7/80 (6-21) 28.6%, vs. New England, 12/12/76 (4-14) 33.3%, vs. Arizona, 11/4/07 (10-30)

**MOST PASSES INTERCEPTED**

Season	32, 1981 (648 yards returned) 31, 2002 29, 1978 28, 2001 25, 2000 25, 1990
Game	6, at New Orleans, 12/11/77 5, five times, most recently at Seattle, 11/28/99

**MOST TIMES PASSERS SACKED**

Season	55, 2000 45, 2004 44, 1997 43, 2002 43, 1999
Game	10, at Baltimore, 9/9/79 9, at Philadelphia, 9/19/99 8, vs. Green Bay, 12/7/98

**MOST YARDS PASSERS SACKED**

Season	332, 2000
Game	75, vs. N.Y. Giants, 11/18/79 (5)

**PENALTIES****MOST OPPONENT PENALTIES**

Season	136, 1984
Game	23, vs. Oakland, 10/30/16

**MOST YARDS OPPONENT PENALIZED**

Season	1,078, 1984
Game	200, vs. Oakland, 10/30/16

**FEWEST PENALTY FIRST DOWNS ALLOWED**

Season	7, 2007
--------	---------

**FUMBLES****MOST FUMBLES FORCED**

Season	45, 1979
Game	8, vs. Green Bay, 12/7/98

**MOST FUMBLES RECOVERED**

Season	24, 1979
Game	4, vs. Washington, 11/25/07
	4, at St. Louis, 11/26/01
	4, at Pittsburgh, 10/30/83

**TEAM RECORDS/SPECIAL TEAMS****MOST PUNTS**

Season	102, 1978
Game	11, six times, most recently at Chicago, 12/17/06

**FEWEST PUNTS**

Season	56, 2015
Game	0, five times, last vs. Minnesota, 10/29/00

**BEST GROSS PUNTING AVERAGE**

Season	45.9, 2016
Game	52.2, vs. Detroit, 9/11/11
(min. 4)	52.0, at New Orleans, 12/7/03
	52.0, at New Orleans, 12/1/02
	51.8, at New York Jets, 10/9/05
	51.4, at Denver, 12/2/12

**BEST NET PUNTING AVERAGE**

Season	42.7, 2016
--------	------------

**MOST PUNT RETURNS**

Season	71, 1979
Game	8, vs. Detroit, 9/1/79

**MOST PUNT RETURN YARDAGE**

Season	645, 1997
Game	134, at Detroit, 11/11/01

**BEST PUNT RETURN AVERAGE**

Season	13.6, 1998
--------	------------

**MOST KICKOFF RETURNS**

Season	80, 1985
Game	9, vs. Minnesota, 10/30/94
	9, at Chicago, 9/26/93
	9, at N.Y. Jets, 11/17/85

**MOST KICKOFF RETURN YARDAGE**

Season	1,630, 2009
Game	268, vs. Minnesota, 10/30/94

**BEST KICKOFF RETURN AVERAGE**

Season	26.3, 2009
	24.8, 2008
	24.3, 2010
	24.2, 2004
	24.1, 2002

**MOST PUNTS FORCED**

Season	104, 1979
Game	12, vs. N.Y. Giants, 9/12/99
	10, five times, most recently at Chicago, 12/17/06

**LOWEST GROSS OPPONENT PUNTING AVERAGE**

Season	39.0, 1988
Game	12.0, vs. Atlanta, 11/17/13

**LOWEST PUNT RETURN AVERAGE ALLOWED**

Season	5.2, 2015
--------	-----------

**LOWEST KICKOFF RETURN AVERAGE ALLOWED**

Season	17.6, 1999
--------	------------

**FEWEST TOTAL PUNT RETURN YARDS ALLOWED**

Season	103, 1994
--------	-----------

**OPPONENT RECORDS/INDIVIDUAL****SCORING****MOST TOUCHDOWNS (ALSO MOST POINTS, 24)**

- 4, Maurice Jones-Drew, Jacksonville, 12/11/11
- 4, Marshall Faulk, St. Louis, 12/18/00
- 4, Jerry Rice, San Francisco, 11/14/93
- 4, Sterling Sharpe, Green Bay, 10/24/93
- 3, 17 times, most recently by Cam Newton, Carolina 12/4/11

**MOST POINTS PLACEKICKING**

- 18, Fuad Revez, Minnesota, 10/30/94 (5 FGs, 3 PAT)

**MOST FIELD GOALS**

- 5, Joe Nedney, San Francisco, 10/30/05
- 5, Fuad Revez, Minnesota, 10/30/94
- 5, Eric Schubert, N.Y. Giants, 11/3/85

**LONGEST FIELD GOAL**

- 57, Nate Kaeding, San Diego, 12/21/08

**LONGEST FIELD GOAL ATTEMPTED**

- 64, Justin Tucker, Baltimore, 10/12/14

**RUSHING****MOST YARDS RUSHING**

- 237, Barry Sanders, Detroit, 11/13/94
- 215, Barry Sanders, Detroit, 10/12/97
- 207, Eric Dickerson, L.A. Rams, 10/5/86
- 203, Earl Campbell, Houston, 10/19/80
- 196, Eric Dickerson, Indianapolis, 12/27/87
- 191, Eric Dickerson, L.A. Rams, 11/25/84
- 190, Chris Johnson, Tennessee, 11/27/11
- 187, Barry Sanders, Detroit, 11/7/93
- 186, DeAngelo Williams, Carolina, 12/8/08
- 177, Michael Bush, Oakland, 12/28/08

**MOST RUSHING ATTEMPTS**

- 35, Heath Sherman, Philadelphia, 10/6/91
- 34, John Riggins, Washington, 9/19/82
- 33, eight times, most recently by Zac Stacy, St. Louis, 12/22/13

**LONGEST RUN**

- 85, (TD), Michael Bennett, Minnesota, 11/3/02
- 85, Barry Sanders, Detroit, 10/2/94
- 82, (TD), Barry Sanders, Detroit, 10/12/97
- 81, (TD), Michael Turner, Atlanta, 1/1/12
- 80, (TD), Barry Sanders, Detroit, 10/12/97
- 78, (TD), Reggie Brooks, Washington, 12/5/93
- 75, Napoleon Kaufman, Oakland, 12/19/99
- 75, (TD), Horace King, Detroit, 11/12/78
- 71, (TD), Steve McNair, Tennessee, 11/8/98
- 71, (TD), Herschel Walker, Minnesota, 12/8/91

**PASSING****MOST YARDS PASSING**

- 513, Derek Carr, Oakland, 10/30/16 (OT, 350 in reg.)
- 510, Eli Manning, N.Y. Giants, 9/16/12
- 418, Lynn Dickey, Green Bay, 10/12/80 (OT, 336 in reg.)
- 414, Carson Palmer, Oakland, 11/4/12
- 397, Matt Ryan, Atlanta, 11/1/15
- 390, Brett Favre, Green Bay, 10/10/99
- 386, Peyton Manning, Indianapolis, 10/6/03 (OT, 338 in reg.)
- 386, Tommy Kramer, Minnesota, 10/7/84
- 383, Drew Brees, New Orleans, 10/16/11
- 381, Drew Brees, New Orleans, 12/29/13
- 381, Nick Foles, Philadelphia, 12/9/12

**MOST PASSES ATTEMPTED**

- 62, Steve Dils, Minnesota, 9/5/81
- 61, Carson Palmer, Oakland, 11/4/12
- 59, Derek Carr, Oakland, 10/30/16  
(OT, 44 in reg.)
- 57, Drew Brees, New Orleans, 10/5/14  
(OT, 51 in reg.)
- 53, Daunte Culpepper, Minnesota, 10/29/00
- 53, Don Majkowski, Green Bay, 12/3/89

**MOST PASSES COMPLETED**

- 40, Derek Carr, Oakland, 10/30/16  
(OT, 29 in reg.)
- 39, Carson Palmer, Oakland, 11/4/12
- 37, Matt Ryan, Atlanta, 11/1/15
- 37, Steve Dils, Minnesota, 9/5/81
- 35, Drew Brees, New Orleans, 10/5/14  
(OT, 32 in reg.)
- 35, Lynn Dickey, Green Bay, 10/12/80  
(OT, 25 in reg.)

**BEST COMPLETION PERCENTAGE  
(MIN. 15 ATTEMPTS)**

- 88.9%, Dak Prescott, Dallas, 12/18/16 (32-36)
- 87.5%, Matt Ryan, Atlanta, 9/18/14 (21-24)
- 86.7%, Marcus Mariota, Tennessee, 9/13/15 (13-15)
- 86.5%, Drew Brees, New Orleans, 12/27/09 (32-37)
- 84.0%, Randall Cunningham, Minnesota, 11/1/98 (21-25)

**MOST TOUCHDOWN PASSES**

- 5, Joe Flacco, Baltimore, 10/12/14
- 5, Tony Romo, Dallas, 11/23/06
- 5, Wade Wilson, Atlanta, 12/13/92
- 5, Boomer Esiason, Cincinnati, 10/29/89
- 5, Ken O'Brien, N.Y. Jets, 11/17/85

**LONGEST PASS**

- 91, (TD), Cam Newton–Brandon LaFell, Carolina, 12/24/11
- 91, (TD), Scott Mitchell–Brett Perriman, Detroit, 12/23/95
- 87, (TD), Curtis Painter–Pierre Garcon, Indianapolis, 10/3/11
- 84, (TD), Drew Brees–Devery Henderson, New Orleans, 9/7/08
- 83, (TD), Jim Harbaugh–Anthony Morgan, Chicago, 10/18/92

**MOST PASSES INTERCEPTED**

- 5, Don Majkowski, Green Bay, 10/14/90
- 5, John Kitna, Seattle, 11/28/99
- 4, 17 times, most recently by EJ Manuel, Buffalo, 12/8/13

**RECEIVING****MOST PASS RECEPTIONS**

- 13, William Andrews, Atlanta, 12/6/81
- 12, Amari Cooper, Oakland, 10/30/16  
(OT, 10 in reg.)
- 12, Julio Jones, Atlanta, 11/1/15
- 12, Torry Holt, St. Louis, 9/23/02
- 12, Ted Brown, Minnesota, 9/5/81

**MOST PASS RECEPTIONS – WIDE RECEIVER**

- 12, three times, last Amari Cooper, Oakland, 10/30/16

**MOST PASS RECEPTIONS – RUNNING BACK**

- 13, William Andrews, Atlanta, 12/6/81

**MOST PASS RECEPTIONS – TIGHT END**

- 10, Jacob Tamme, 11/1/15
- 10, Heath Miller, Pittsburgh, 9/28/14
- 10, Pete Mitchell, Jacksonville, 11/19/95

**MOST YARDS RECEIVING**

- 199, Hakeem Nicks, N.Y. Giants, 9/16/12
- 181, Greg Olsen, Carolina, 10/10/16
- 179, Victor Cruz, N.Y. Giants, 9/16/12
- 179, Jimmy Graham, New Orleans, 9/15/13
- 176, Marvin Harrison, Indianapolis, 10/6/03
- 173, Amari Cooper, Oakland, 10/30/16  
(OT, 149 in reg.)
- 172, Jerry Rice, San Francisco, 11/14/93
- 169, Sterling Sharpe, Green Bay, 12/3/89
- 165, Marty Booker, Chicago, 11/18/01
- 165, Torry Holt, St. Louis, 12/18/00

**MOST YARDS RECEIVING – RUNNING BACK**

- 128, Eddie Lee Ivey, Green Bay, 10/12/80

**MOST YARDS RECEIVING – TIGHT END**

- 181, Greg Olsen, Carolina, 10/10/16

**MOST TOUCHDOWN RECEPTIONS**

- 4, Jerry Rice, San Francisco, 11/14/93
- 4, Sterling Sharpe, Green Bay, 10/24/93

**DEFENSE****MOST INTERCEPTIONS**

- 2, 62 times, most recently Jarius Byrd, New Orleans, 12/24/16

**LONGEST INTERCEPTION RETURN**

- 98, (TD), Bennie Blades, Detroit, 9/29/96
- 92, (TD), Andre Collins, Washington, 12/4/94

**LONGEST FUMBLE RETURN**

- 68, George Cumby, Green Bay, 10/11/81

**SPECIAL TEAMS****MOST PUNTS**

- 12, Brad Maynard, N.Y. Giants, 9/12/99
- 10, five times, most recently by Brad Maynard, Chicago, 12/17/06

**BEST PUNTING AVERAGE (MIN. 4 PUNTS)**

- 56.0, Reggie Roby, Washington, 12/4/94
- 55.3, Bryan Anger, 10/11/15
- 55.0, Thomas Morstead, 10/16/11
- 54.8, Mat McBriar, Dallas, 9/13/09
- 54.5, Shane Lechler, Oakland 11/4/12

**LONGEST PUNT**

- 84, Ryan Malone, N.Y. Jets, 9/8/13
- 81, Andy Lee, San Francisco, 11/21/04
- 76, Adam Podlesh, Jacksonville, 10/28/07
- 75, Brad Maynard, Chicago, 12/29/02
- 72, Kevin Huber, Cincinnati, 10/10/10

**MOST PUNT RETURNS**

- 11, Eddie Brown, Washington, 10/9/77  
(NFL Record)

**MOST YARDS, PUNT RETURNS**

- 145, Vai Sikahema, St. Louis, 12/21/86
- 130, Mel Gray, New Orleans, 12/6/87
- 129, Phillip Epps, Green Bay, 10/2/83
- 118, Troy Brown, New England 9/3/00
- 112, Lou Piccone, New York Jets, 11/14/76

**LONGEST PUNT RETURN**

- 93, (TD), Glyn Milburn, Chicago, 9/20/98
- 90, (TD), Phillip Epps, Green Bay, 10/2/83
- 88, (TD), Jeff Fisher, Chicago, 9/20/81
- 80, Mel Gray, New Orleans, 12/6/87
- 71, Golden Tate, Seattle, 11/3/13
- 71, (TD), Vai Sikahema, St. Louis, 12/21/86

**MOST KICKOFF RETURNS**

- 7, three times, most recently by Leon Washington, Detroit, 12/26/10

**MOST YARDS, KICKOFF RETURNS**

218, Desmond Howard, Detroit, 9/17/00  
197, Eddie Drummond, Detroit, 12/15/02  
188, Benny Cunningham, St. Louis, 12/17/15  
177, Brad Pyatt, Indianapolis, 10/6/03  
176, Eddie Payton, Minnesota, 11/16/80

**LONGEST KICKOFF RETURN**

105, (TD), Terry Fair, Detroit, 9/28/98  
102, (TD), Eric Weems, Atlanta, 12/5/10  
102, Benny Cunningham, St. Louis, 12/17/15  
101, (TD), Leon Johnson, N.Y. Jets, 12/14/97  
98, (TD), Aaron Stecker, New Orleans, 12/19/04

**OPPONENT RECORDS/TEAM****SCORING****MOST POINTS, GAME**

62, at N.Y. Jets, 11/17/85

**MOST POINTS, HOME GAME**

49, vs. Minnesota, 10/23/88

**MOST POINTS, HALF**

49, at Green Bay, 10/2/83 (1st)  
42, at Atlanta, 1/1/12 (1st)  
42, vs. New Orleans, 10/14/79 (2nd)

**MOST POINTS, QUARTER**

35, at Green Bay, 10/2/83 (2nd)  
33, at Atlanta, 11/17/91 (2nd)

**OTHER QUARTER HIGHS**

1st 28, vs. Baltimore, 10/12/14  
3rd 21, nine times, most recently at Chicago, 11/23/14  
4th 28, vs. Indianapolis, 10/6/03  
28, at St. Louis, 11/8/87

**LARGEST MARGIN OF VICTORY**

45, twice, most recently at San Francisco, 10/9/11

**TOUCHDOWNS****MOST TOUCHDOWNS, GAME**

8, at Atlanta, 9/18/14  
8, at Cincinnati, 10/29/89  
8, at N.Y. Jets, 11/17/85

**MOST TOUCHDOWNS, RUSHING**

5, at San Francisco, 12/4/83  
5, vs. New Orleans, 10/14/79

**MOST TOUCHDOWNS, PASSING**

6, at Cincinnati, 10/29/89

**MOST TOUCHDOWNS, RETURNS**

3, at N.Y. Jets, 12/14/97  
3, at Green Bay, 10/2/83  
3, at Denver, 11/7/76

**TOTAL OFFENSE****MOST YARDS, GAME**

626, vs. Oakland, 10/30/16 (OT, 443 in reg.)  
604, at N.Y. Giants, 9/16/12  
581, at N.Y. Jets, 11/17/85  
569, vs. Green Bay, 10/12/80 (OT, 476 in reg.)  
543, vs. Minnesota, 10/7/84

**MOST PLAYS**

99, vs. Green Bay, 10/12/80 (OT, 82 in reg.)  
92, at Dallas, 1/9/83 (Playoff)  
92, vs. Minnesota, 9/5/81

**BEST GAIN PER PLAY**

8.9, vs. Dallas, 9/13/09  
8.8, at Carolina, 12/24/11  
8.0, at Carolina, 12/8/08

**MOST FIRST DOWNS**

35, at N.Y. Jets, 11/17/85

**MOST FIRST DOWNS, RUSHING**

18, at San Francisco, 12/4/83

**MOST FIRST DOWNS, PASSING**

21, vs. Minnesota, 9/5/81  
21, vs. Green Bay, 10/12/80 (OT, 17 in reg.)

**RUSHING****MOST RUSHING ATTEMPTS**

60, at Chicago, 11/26/78

**MOST YARDS RUSHING**

306, at Atlanta, 9/17/06  
299, at Carolina, 12/8/08  
299, vs. L.A. Rams, 11/25/84  
296, vs. Minnesota, 12/8/91  
273, vs. Chicago, 11/20/83

**BEST AVERAGE PER RUSH**

8.7, vs. Carolina, 12/24/11

**PASSING****MOST PASSES ATTEMPTED**

63, vs. Minnesota, 9/5/81  
62, at Oakland, 11/4/12  
59, vs. Oakland 10/30/16 (OT, 44 in reg.)  
57, at New Orleans, 10/5/14 (OT, 51 in reg.)  
53, vs. Minnesota, 10/29/00

**MOST PASSES COMPLETED**

40, vs. Oakland, 10/30/16 (OT, 29 in reg.)  
40, at Oakland, 11/4/12  
37, at Atlanta, 11/1/15  
37, vs. Minnesota, 9/5/81  
35, at New Orleans, 10/5/14 (OT, 32 in reg.)  
35, vs. Green Bay, 10/12/80 (OT, 25 in reg.)

**MOST YARDS PASSING**

510, at N.Y. Giants, 9/23/12  
498, vs. Oakland, 10/30/16 (OT, 339 in reg.)  
415, vs. Green Bay, 10/12/80 (OT, 333 in reg.)  
402, at Oakland, 11/4/12  
395, at Atlanta, 11/1/15  
383, vs. New Orleans, 10/16/11  
381, vs. Indianapolis, 10/6/03 (OT, 333 in reg.)  
379, at N.Y. Jets, 11/17/85  
377, vs. New Orleans, 10/21/12  
377, vs. Minnesota, 12/16/90

**BEST COMPLETION PERCENTAGE**

88.9%, at Dallas, 12/18/16 (32-36)  
86.7%, vs. Tennessee, 9/13/15 (13-15)  
86.5%, at New Orleans, 12/27/09 (32-37)  
85.7%, at Atlanta, 9/18/14 (24-28)  
84.0%, vs. Minnesota, 11/1/98 (21-25)

**SPECIAL TEAMS****MOST PUNTS**

12, vs. N.Y. Giants, 9/12/99  
10, at Chicago, 12/17/06  
10, vs. Seattle, 9/19/04  
10, at Washington, 10/1/00  
10, at Detroit, 9/8/96  
10, vs. Chicago, 12/2/79

**FEWEST PUNTS**

0, at Atlanta, 11/1/15

**BEST GROSS PUNTING AVG. (MIN. 4)**

56.0, vs. Washington, 12/4/94 (min. 4)

**MOST PUNT RETURNS**

11, vs. Washington, 10/9/77

**MOST YARDS PUNTS RETURNED**

145, at St. Louis, 12/21/86

**MOST KICKOFF RETURNS**

9, vs. New Orleans, 12/23/01

**MOST YARDS KICKOFFS RETURNED**

223, at Detroit, 12/15/02  
 218, at Detroit, 9/17/00  
 188, at St. Louis, 12/17/15  
 182, vs. Indianapolis, 10/6/03  
 181, vs. Atlanta, 12/5/10

**PENALTIES****MOST PENALTIES**

23, vs. Oakland, 10/30/16

**MOST YARDS PENALIZED**

200, vs. Oakland, 10/30/16

**FEWEST YARDS PENALIZED**

0, at Green Bay, 11/25/90

**TWO-TEAM RECORDS****MOST POINTS**

90, N.Y. Jets 62, Tampa Bay 28, 11/17/85  
 79, Cincinnati 56, Tampa Bay 23, 10/29/89  
 79, Miami 41, Tampa Bay 38, 10/20/85  
 78, New Orleans 44, Tampa Bay 34, 12/6/87  
 77, Tampa Bay 42, Chicago 35, 10/8/1989

**FEWEST POINTS**

3, Tampa Bay 3, Kansas City 0, 12/16/79  
 9, L.A. Rams 9, Tampa Bay 0, 1/6/80  
 (NFC Championship)  
 9, San Francisco 6, Tampa Bay 3, 12/10/78  
 9, Tampa Bay 6, Chicago 3, 10/24/99  
 10, four times, most recently Tampa Bay 7, Phoenix 3, 12/27/92

**MOST YARDS GAINED**

1,023, Tampa Bay 573, Minnesota 450, 11/16/80  
 971, Tampa Bay 513, New Orleans 458, 10/21/12  
 957, Cincinnati 482, Tampa Bay 475, 10/29/89  
 939, Tampa Bay 515, Oakland 424, 11/4/12  
 922, Tampa Bay 476, Miami 446, 10/20/85

**MOST RUSHING YARDS**

425, L.A. Rams 251, Tampa Bay 174, 10/5/86  
 (OT, 386 in reg.)  
 424, Atlanta 249, Tampa Bay 175, 9/28/86  
 (OT, 357 in reg.)  
 419, Tampa Bay 283, Philadelphia 136, 11/22/15  
 414, Indianapolis 257, Tampa Bay 157, 12/15/85  
 409, Tampa Bay 249, San Francisco 160, 10/23/16

**MOST PASSING YARDS**

812, Tampa Bay 486, Minnesota 326, 11/16/80  
 788, Tampa Bay 411, New Orleans 377, 10/21/12  
 738, Tampa Bay 228, N.Y. Giants 510, 9/16/12  
 699, Tampa Bay 318, Indianapolis 381, 10/6/03  
 690, Tampa Bay 444, Indianapolis 244, 10/16/88

**MOST PASSES ATTEMPTED**

101, Tampa Bay 67, Chicago 34, 9/21/08  
 100, Tampa Bay 54, Kansas City 46, 10/28/84  
 96, Tampa Bay 57, Chicago 39, 11/18/01  
 95, Tampa Bay 53, New Orleans 42, 9/8/02  
 93, Tampa Bay 54, New Orleans 39, 12/16/12

**MOST PASSES COMPLETED**

60, Tampa Bay 38, Chicago 22, 9/21/08  
 60, Indianapolis 34, Tampa Bay 26, 10/6/03  
 58, Tampa Bay 33, Atlanta 25, 11/3/16  
 58, Oakland 40, Tampa Bay 18, 11/4/12  
 57, Minnesota 33, Tampa Bay 24, 10/15/95

**MOST INTERCEPTIONS THROWN**

8, Tampa Bay 7, San Francisco 1, 9/7/86

**MOST TOUCHDOWN PASSES**

9, Cincinnati 6, Tampa Bay 3, 10/29/89

**MOST FIRST DOWNS**

54, Miami 30, Tampa Bay 24, 10/20/85  
 54, New Orleans 34, Tampa Bay 20, 10/5/14  
 54, Atlanta 31, Tampa Bay 23, 11/3/16

**HALF-GAME RECORDS****BUCCANEERS OFFENSE****MOST YARDS, TOTAL OFFENSE**

379, at St. Louis, 12/17/15 (2nd)  
 374, at Minnesota, 11/16/80 (2nd)  
 355, at Philadelphia, 11/22/15 (most in 1st)

**MOST YARDS, NET RUSHING**

216, at Philadelphia, 11/22/15 (1st)  
 216, at Oakland, 11/14/12 (2nd)

**MOST YARDS, NET PASSING**

325, at Minnesota, 11/16/80 (2nd)  
 324, at Indianapolis, 10/16/88 (2nd)  
 314, at St. Louis, 12/17/15 (2nd)  
 298, vs. New Orleans, 10/21/12 (2nd)  
 268, vs. St. Louis, 12/23/12 (2nd)  
 226, vs. Seattle, 10/19/08 (tied for most in 1st)  
 226, vs. Atlanta, 9/13/87 (tied for most in 1st)

**MOST POINTS, HALF**

35, at Oakland, 11/4/12 (2nd)  
 31, vs. Minnesota, 10/29/00 (1st)  
 31, vs. Chicago, 12/22/96 (1st)  
 30, vs. New Orleans, 12/23/01 (1st)  
 28, at Philadelphia, 11/22/15 (1st)  
 28, at Chicago, 12/17/06 (2nd)  
 28, at Washington, 10/12/03 (2nd)  
 28, vs. Minnesota, 10/28/01 (1st)  
 28, at Cincinnati, 12/27/98 (1st)  
 28, vs. Chicago, 10/8/89 (1st)  
 28, at Chicago, 9/8/85 (1st)

**MOST POINTS, QUARTER**

24, vs. Chicago, 12/22/96 (2nd)  
 24, vs. Green Bay, 11/22/81 (2nd)  
 21, 18 times, most recently at Philadelphia, 11/22/15 (2nd)  
 (21, seven times, most recently vs. Green Bay,  
 11/8/09 is most in 4th)  
 20, vs. Chicago, 10/25/87 (most in 1st)  
 20, vs. Chicago, 9/10/00 (2nd)

**INDIVIDUAL RECORDS****MOST YARDS RUSHING**

**220, Doug Martin, at Oakland, (2nd)**  
 179, James Wilder, at Minnesota, 11/6/83 (2nd)  
**177, Doug Martin, at Philadelphia, 11/22/15 (1st)**  
 142, LeGarrette Blount, vs. Seattle, 12/26/10 (2nd)  
 115, Carnell Williams, at Green Bay, 9/25/05 (2nd)

**MOST YARDS PASSING**

340, Vinny Testaverde, at Indianapolis, 10/16/88 (2nd)  
**314, Jameis Winston, at St. Louis, 12/17/15 (2nd)**  
 298, Josh Freeman, vs. New Orleans, 10/21/12 (2nd)  
**275, Jameis Winston, vs. Los Angeles, 9/25/16 (2nd)**  
 272, Josh Freeman, vs. St. Louis, 12/23/12 (2nd)  
 226, Jeff Garcia, vs. Seattle, 10/19/08  
 (tied for most in 1st)  
 226, Steve DeBerg, vs. Atlanta, 9/13/87  
 (tied for most in 1st)

**MOST FIELD GOALS**

4, Connor Barth, vs. Carolina, 12/4/11  
 4, Matt Bryant, vs. Washington, 11/25/07

**BUCCANEERS DEFENSE****FEWEST YARDS TOTAL OFFENSE ALLOWED**

15, at Carolina, 10/27/02 (1st)  
 16, vs. New England, 11/16/97  
 23, vs. New York Giants, 9/27/8 (1st)  
 24, vs. Kansas City, 12/16/79 (2nd)

## FEWEST YARDS RUSHING ALLOWED

-2, vs. New England, 11/16/97 (1st)
-1, vs. Carolina, 9/9/12 (2nd)
-1, vs. Green Bay, 12/26/99 (2nd)
0, vs. Miami, 11/11/13 (1st)
2, vs. Indianapolis, 12/22/91 (2nd)
2, vs. Miami, 11/11/13 (2nd)
3, vs. Cincinnati, 10/15/06 (1st)
3, vs. Washington, 12/4/94 (1st)
3, vs. Green Bay, 10/14/90 (2nd)
4, vs. New Orleans, 11/30/08 (1st)

## FEWEST NET YARDS PASSING ALLOWED

-4, at Carolina, 10/27/02 (1st)
-3, vs. Houston, 12/14/03 (1st)

## OPPONENTS' INDIVIDUAL RECORDS

## MOST YARDS RUSHING

200, Barry Sanders, Detroit, 11/13/94 (2nd)
---

## MOST YARDS PASSING

313, Drew Brees, New Orleans, 10/21/12 (1st)
294, Wade Wilson, Minnesota, 12/16/90 (2nd)
272, Peyton Manning, Indianapolis, 10/6/03 (2nd)
267, Lynn Dickey, Green Bay, 10/2/83 (1st)

## ROOKIE RECORDS

## SCORING

## MOST POINTS

Season	106, Martin Gramatica, 1999
--------	-----------------------------

## MOST TOUCHDOWNS

Season	12, Mike Evans, 2014
	12, Doug Martin, 2012
	11, Mike Williams, 2010
	8, Lars Tate, 1988

## RUSHING

## MOST YARDS RUSHING

Season	1,454, Doug Martin, 2012
Game	251, Doug Martin, at Oakland, 11/4/12
	192, Errict Rhett, vs. Washington, 12/4/94

## RECEIVING

## MOST YARDS RECEIVING

Season	1,193, Michael Clayton, 2004
Game	212, Mark Carrier, at New Orleans, 12/6/87

## MOST RECEPTIONS

Season	80, Michael Clayton, 2004
Game	9, Michael Clayton, at San Diego, 12/12/04
	9, James Wilder, vs. St. Louis, 9/27/81

## MOST TOUCHDOWNS RECEIVING

Season	12, Mike Evans, 2014
	11, Mike Williams, 2010
	7, Michael Clayton, 2004

## PASSING

## MOST YARDS PASSING

Season	4,042, Jameis Winston, 2015
Game	369, Vinny Testaverde, at New Orleans, 12/6/87

## MOST TOUCHDOWN PASSES

Season	22, Jameis Winston, 2015
	10, Josh Freeman, 2009
Game	5, Jameis Winston, at Philadelphia, 11/22/15

## DEFENSIVE

## MOST INTERCEPTIONS

Season	5, Donnie Abraham, 1996
	5, David Greenwood, 1985

## MOST TACKLES

Season	151, Hugh Green, 1981
	139, Lavonte David, 2012
	126, Mason Foster, 2011

## MOST SACKS

Season	10, Santana Dotson, 1992
	7.5, Adrian Clayborn, 2011

## MISCELLANEOUS RECORDS

## LONGEST GAME

4:02	Green Bay, 9/30/84	W 30-27 (OT)
4:02	at Detroit, 11/20/77	L 7-16
4:01	at Minnesota, 10/28/79	W 12-10

## SHORTEST GAME

2:25	at Cincinnati, 10/10/76	L 0-21
2:30	Kansas City, 12/16/79	W 3-0
2:33	at Chicago, 11/26/78	L 3-14

## LONGEST TOUCHDOWN DRIVES

Yards	98, at St. Louis, 12/17/15 (4 plays, 1:44, Winston-Stocker 3 pass)
	98, vs. Seattle, 12/26/10 (10 plays, 6:50, Freeman-Winslow 21 pass)
	98, at New Orleans, 12/27/09 (8 plays, 4:09, C. Williams 23 run)
	98, vs. Carolina, 12/30/07 (10 plays, 5:44, McCown-Bennett 23 pass)
	97, vs. New Orleans, 11/2/03 (9 plays, 3:22, Johnson-Pittman 26 pass)
	97, at Tennessee, 10/14/01 (13 plays, 5:33, Johnson-Dunn 26 pass)
Plays	19, at New Orleans, 9/9/84 (80 yards, 10:26, Thompson-Armstrong 2 pass)
Time	10:59, vs. New Orleans, 9/18/94 (80 yards, 15 plays, Erickson-J. Harris 10 pass)

## LONGEST FIELD GOAL DRIVES

Yards	94, at Arizona, 10/31/10 (12 plays, 3:15)
Plays	21, at Chicago, 9/4/94 (67 yards, 10:05)
Time	10:33, vs. San Diego, 1/2/94 (19 plays, 84 yards)

## BEST CAREER PUNTING AVERAGE

(Min. 100 att.)	44.0, Josh Bidwell (419-18,426), 2004-08
-----------------	--

## BEST CAREER FIELD GOAL PERCENTAGE

(Min. 50 att.)	84.3%, Connor Barth (114/136), 2009-12, 2015
----------------	--

## MOST KICKOFF COVERAGE TACKLES

80, Jim Obradovich, 1978-83
-----------------------------



## CAREER TOP TENS

## RUSHING (YARDS)

PLAYER	YEARS	NO.	YDS.	AVG.	LG	TD
1. James Wilder	1981-89	1,575	5,957	3.8	75t	37
2. Mike Alstott	1996-2007	1,359	5,088	3.7	47t	58
3. Warrick Dunn	1997-01, 2008	1,256	4,986	4.0	76	19
4. Doug Martin	2012-16	1,012	4,227	4.2	84	23
5. Carnell Williams	2005-10	968	3,677	3.8	71t	20
6. Michael Pittman	2002-07	798	3,362	4.2	78t	10
7. Reggie Cobb	1990-93	878	3,061	3.5	59t	21
8. Ricky Bell	1977-81	820	3,057	3.7	56	16
9. Errict Rhett	1994-97	823	2,853	3.5	35	24
10. Earnest Graham	2004-11	477	2,047	4.3	68t	15

## PASSING (YARDS)

PLAYER	YEARS	ATT.	COMP.	YDS.	PCT.	TD	INT
1. Vinny Testaverde	1987-92	2,160	1,126	14,820	.521	77	112
2. Josh Freeman	2009-13	1,967	1,144	13,534	.582	80	66
3. Trent Dilfer	1994-99	2,038	1,117	12,969	.548	70	80
4. Doug Williams	1978-82	1,890	895	12,648	.474	73	73
5. Brad Johnson	2001-04	1,683	1,040	10,940	.618	64	41
6. Steve DeBerg	1984-87, 1992-93	1,414	813	9,439	.575	61	62
7. Jameis Winston	2015-16	1,102	657	8,132	.596	50	33
8. Craig Erickson	1992-94	882	473	6,094	.536	34	31
9. Jeff Garcia	2007-08	703	453	5,152	.644	25	10
10. Brian Griese	2004-05, 2008	694	455	4,841	.656	32	26

## RECEPTIONS

PLAYER	YEARS	NO.	YDS.	AVG.	LG	TD
1. James Wilder	1981-89	430	3,492	8.1	50	9
2. Mark Carrier	1987-92	321	5,018	15.6	78t	27
3. Warrick Dunn	1997-01, 2008	306	2,704	8.8	68	9
4. Mike Alstott	1996-07	305	2,284	7.5	44t	13
5. Keyshawn Johnson	2000-03	298	3,828	12.8	76	17
6. Kevin House	1980-86	286	4,928	17.2	84t	31
7. Michael Pittman	2002-07	284	2,361	8.3	68t	6
8. Jimmie Giles	1978-86	279	4,300	15.4	81t	34
9. Vincent Jackson	2012-16	268	4,326	16.1	95	20
10. Joey Galloway	2004-08	248	3,912	15.8	80t	28

## SCORING

PLAYER	YEARS	TD	TDR	TDP	TDRT	FG	PAT	2-PT	TP
1. Martin Gramatica	1999-04	0	0	0	0	137	181	0	592
2. Michael Husted	1993-98	0	0	0	0	117	151	0	502
3. Connor Barth	2009-12, 2015	0	0	0	0	114	135	0	477
4. Mike Alstott	1996-2007	71	58	13	0	0	0	3	432
5. Matt Bryant	2005-08	0	0	0	0	98	122	0	416
5. Donald Igwebuike	1985-89	0	0	0	0	94	134	0	416
7. James Wilder	1981-89	46	37	9	0	0	0	0	276
8. Jimmie Giles	1978-86	34	0	34	0	0	0	0	204
9 Bill Capece	1981-83	0	0	0	0	43	67	0	196
10. Kevin House	1980-86	31	0	31	0	0	0	0	186

## KICKOFF RETURNS (YARDS)

PLAYER	YEARS	NO.	YDS.	AVG.	LG	TD
1. Aaron Stecker	2000-03	100	2,376	23.8	86	0
2. Reidel Anthony	1997-2001	95	2,232	23.5	60	0
3. Clifton Smith	2008-09	67	1,894	28.3	97t	1
4. Michael Morton	1982-84	89	1,885	21.2	50	0
5. Micheal Spurlock	2007-08, 2009-11	70	1,776	25.4	90t	2
6. Torrie Cox	2003-09	77	1,758	22.8	59	0
7. Phil Freeman	1985-87	79	1,667	21.1	58	0
8. Gary Anderson	1990-93	81	1,511	18.7	39	0
9. Donnie Elder	1988-89	74	1,457	19.7	51	0
10. George Ragsdale	1977-79	61	1,298	21.3	46	0

## PUNT RETURNS (YARDS)

PLAYER	YEARS	NO.	YDS.	AVG.	LG	TD
1. Karl Williams	1996-03	213	2,279	10.7	88t	5
2. Danny Reece	1976-80	222	1,554	7.0	50	0
3. Willie Drewrey	1989-92	88	826	9.4	55	0
4. Mark Jones	2005-07	83	790	9.5	35	0
5. Jacques Green	1998-01	55	658	12.0	95	1
6. Bobby Futrell	1986-90	77	639	8.3	40	0
7. Clifton Smith	2008-09	46	556	12.1	70t	1
8. Bobby Rainey	2013-15	36	343	9.5	58	0
9. Micheal Spurlock	2007-08, 09-11	41	334	8.1	77t	1
10. Roscoe Parrish	2012	30	298	9.9	39	0

## INTERCEPTIONS

PLAYER	YEARS	NO.	YDS.	AVG.	LG	TD
1. Ronde Barber	1997-12	47	923	19.6	78t	8
2. Donnie Abraham	1996-01	31	341	11.0	55t	2
3. Cedric Brown	1976-84	29	593	20.4	81t	2
4. Mike Washington	1976-84	28	418	14.9	49t	3
5. Derrick Brooks	1995-08	25	530	21.2	97t	6
6. John Lynch	1993-03	23	200	8.7	36	0
7. Brian Kelly	1998-07	22	227	10.3	75	1
8. Aqib Talib	2008-12	18	277	15.4	45t	2
9. Mark Cotney	1976-80, 82-84	17	205	12.1	29	0
9. Harry Hamilton	1988-91	17	232	13.6	58	0
9. Ricky Reynolds	1987-93	17	174	10.2	68t	1

## MORE CAREER TOP TENS

## GAMES PLAYED

PLAYER	NO.
1. Ronde Barber, 1997-12	241
2. Derrick Brooks, 1995-08	224
3. Dave Moore, 1992-01, 2004-06	190
4. Paul Gruber, 1988-99	183
5. John Lynch, 1993-03	164
6. Tony Mayberry, 1990-99	160
7. Mike Alstott, 1996-07	158
8. Shelton Quarles, 1997-06	148
9. Warren Sapp, 1995-03	140
10. Richard Wood, 1976-84	132

## GAMES STARTED

PLAYER	NO.
1. Ronde Barber, 1997-12	232
2. Derrick Brooks, 1995-08	221
3. Paul Gruber, 1988-99	183
4. Tony Mayberry, 1990-99	145
5. Mike Alstott, 1996-07	137
6. John Lynch, 1993-03	132
7. Warren Sapp, 1995-03	130
8. Lee Roy Selmon, 1976-84	117
9. Shelton Quarles, 1997-06	113
10. Jimmie Giles, 1978-86	112

## TOTAL TOUCHDOWNS

PLAYER	NO.
1. Mike Alstott, 1996-07	71
2. James Wilder, 1981-89	46
3. Jimmie Giles, 1978-86	34
4. Kevin House, 1980-86	31
5. Joey Galloway, 2004-08	29
6. Warrick Dunn, 1997-01, 08	28
7. Mark Carrier, 1987-92	27
7. Mike Evans, 2015-16	27
9. Doug Martin, 2012-16	25
9. Errict Rhett, 1994-97	25
9. Mike Williams, 2010-12	25

## FIELD GOAL PERCENTAGE

(Minimum 10 attempts)

PLAYER	PCT.
1. Connor Barth, 2009-12, 2015	.838 (114-136)
2. Patrick Murray, 2014	.833 (20-24)
3. Matt Bryant, 2005-08	.831 (98-118)
4. Steve Christie, 1990-91	.809 (38-47)
5. Rian Lindell, 2013	.793 (23-29)
6. Martin Gramatica, 1999-04	.765 (137-179)
7. Donald Igwebuike, 1985-89	.740 (94-127)
8. Michael Husted, 1993-98	.731 (117-160)
9. Obed Ariiri, 1984	.731 (19-26)
10. Roberto Aguayo, 2016	.710 (22-31)

## FIELD GOALS

PLAYER	NO.
1. Martin Gramatica, 1999-04	137
2. Michael Husted, 1993-98	117
3. Connor Barth, 2009-12, 2015	114
4. Matt Bryant, 2005-08	98
5. Donald Igwebuike, 1985-89	94
6. Bill Capece, 1981-83	43
7. Steve Christie, 1990-91	38
8. Neil O' Donoghue, 1978-79	24
9. Rian Lindell, 2013	23
10. Roberto Aguayo, 2016	22

## RUSHING ATTEMPTS

PLAYER	NO.
1. James Wilder, 1981-89	1,575
2. Mike Alstott, 1996-07	1,359
3. Warrick Dunn, 1997-01, 08	1,256
4. Doug Martin, 2012-16	1,012
5. Carnell Williams, 2005-10	968
6. Reggie Cobb, 1990-93	878
7. Errict Rhett, 1994-97	823
8. Ricky Bell, 1977-81	820
9. Michael Pittman, 2002-07	798
10. Jerry Eckwood, 1979-81	515

## RUSHING TOUCHDOWNS

PLAYER	NO.
1. Mike Altstott, 1996-07	58
2. James Wilder, 1981-89	37
3. Errict Rhett, 1994-97	24
4. <b>Doug Martin, 2012-16</b>	<b>23</b>
5. Reggie Cobb, 1990-93	21
6. Carnell Williams, 2005-10	20
7. Warrick Dunn, 1997-01, 08	19
8. Ricky Bell, 1977-81	16
9. Earnest Graham, 2004-11	15
10. Lars Tate, 1988-89	15

## PASSING ATTEMPTS

PLAYER	NO.
1. Vinny Testaverde, 1987-92	2,160
2. Trent Dilfer, 1994-99	2,038
3. Josh Freeman, 2009-13	1,967
4. Doug Williams, 1978-82	1,890
5. Brad Johnson, 2001-04	1,683
6. Steve DeBerg, 1984-87, 1992-93	1,414
7. <b>Jameis Winston, 2015-16</b>	<b>1,102</b>
8. Craig Erickson, 1992-94	882
9. Jeff Garcia, 2007-08	703
10. Brian Griese, 2004-05, 08	694

## PASS COMPLETIONS

PLAYER	NO.
1. Josh Freeman, 2009-13	1,144
2. Vinny Testaverde, 1987-92	1,126
3. Trent Dilfer, 1994-99	1,117
4. Brad Johnson, 2002-04	1,040
5. Doug Williams, 1978-82	895
6. Steve DeBerg, 1984-87, 92-93	813
7. <b>Jameis Winston, 2015-16</b>	<b>657</b>
8. Craig Erickson, 1992-94	473
9. Brian Griese, 2004-05, 08	455
10. Jeff Garcia, 2007-08	453

## TOUCHDOWN PASSES

PLAYER	NO.
1. Josh Freeman, 2009-13	80
2. Vinny Testaverde, 1987-92	77
3. Doug Williams, 1978-82	73
4. Trent Dilfer, 1994-99	70
5. Brad Johnson, 2001-04	64
6. Steve DeBerg, 1984-87, 1992-93	61
7. <b>Jameis Winston, 2015-16</b>	<b>50</b>
8. Craig Erickson, 1992-94	34
9. Brian Griese, 2004-05, 08	32
10. Mike Glennon, 2013-16	30

## QUARTERBACK RATING

(Minimum 250 attempts)

PLAYER	NO.
1. Jeff Garcia, 2007-08	92.2
2. Brian Griese, 2004-05, 08	85.5
3. <b>Jameis Winston, 2015-16</b>	<b>85.2</b>
4. Mike Glennon, 2013-16	84.6
5. Brad Johnson, 2001-04	83.2
6. Josh Freeman, 2009-13	78.8
7. Shaun King, 1999-03	75.4
8. Steve DeBerg, 1984-87, 1992-93	73.9
9. Craig Erickson, 1992-94	73.8
10. Chris Simms, 2003-06	71.2

## RECEIVING YARDS

PLAYER	NO.
1. Mark Carrier, 1987-92	5,018
2. Kevin House, 1980-86	4,928
3. Vincent Jackson, 2012-16	4,326
4. Jimmie Giles, 1978-86	4,300
5. Joey Galloway, 2004-08	3,912
6. Keyshawn Johnson, 2000-03	3,828
7. <b>Mike Evans, 2014-16</b>	<b>3,578</b>
8. James Wilder, 1981-89	3,492
9. Gerald Carter, 1981-87	3,443
10. Mike Williams, 2010-13	2,947

## RECEIVING TOUCHDOWNS

PLAYER	NO.
1. Jimmie Giles, 1978-86	34
2. Kevin House, 1980-86	31
3. Joey Galloway, 2004-08	28
4. Mark Carrier, 1987-92	27
4. <b>Mike Evans, 2014-16</b>	<b>27</b>
6. Mike Williams, 2010-13	25
7. Dave Moore, 1992-01, 2004-06	24
8. Bruce Hill, 1987-91	23
9. Vincent Jackson, 2012-16	20
10. Gerald Carter, 1981-87	17
10. Keyshawn Johnson, 2000-03	17

## PUNTING AVERAGE

(Minimum 80 Punts)

PLAYER	NO.
1. Josh Bidwell, 2004-09	44.0
2. Michael Koenen, 2011-14	43.7
3. Tom Tupa, 2002-03	43.0
4. Tommy Barnhardt, 1996-98	42.6
5. Larry Swider, 1981-82	42.2
6. Mark Royals, 1990-91, 1999-01	41.3
7. Frank Garcia, 1983-87	41.1
8. Tom Blanchard, 1979-81	40.9
9. Dave Green, 1976-78	40.2
10. Dan Stryzinski, 1992-94	40.1

## PUNTS INSIDE THE 20

PLAYER	NO.
1. Josh Bidwell, 2004-09	124
2. Mark Royals, 1990-91, 1999-01	96
3. Michael Koenen, 2011-14	82
4. Frank Garcia, 1983-87	71
5. Dan Stryzinski, 1992-94	59
6. Tom Tupa, 2002-03	56
7. Tommy Barnhardt, 1996-98	55
8. Dave Green, 1976-78	48
9. <b>Bryan Anger, 2016</b>	<b>37</b>
10. Tom Blanchard, 1979-81	36

## PUNTS

PLAYER	NO.
1. Josh Bidwell, 2004-09	419
2. Mark Royals, 1990-91, 1999-01	414
3. Frank Garcia, 1983-87	379
4. Michael Koenen, 2011-14	308
5. Dave Green, 1976-78	290
6. Dan Stryzinski, 1992-94	239
7. Tom Blanchard, 1979-81	203
8. Tommy Barnhardt, 1996-98	180
9. Tom Tupa, 2002-03	173
10. Larry Swider, 1981-82	97

## PUNTING YARDS

PLAYER	NO.
1. Josh Bidwell, 2004-09	18,426
2. Mark Royals, 1990-91, 1999-01	17,106
3. Frank Garcia, 1983-87	15,588
4. Michael Koenen, 2011-14	13,463
5. Dave Green, 1976-78	11,659
6. Dan Stryzinski, 1992-94	9,587
7. Tom Blanchard, 1979-81	8,300
8. Tommy Barnhardt, 1996-98	7,659
9. Tom Tupa, 2002-2003	7,446
10. Larry Swider, 1981-82	4,096

## TACKLES

PLAYER	NO.
1. Derrick Brooks, 1995-08	2,198
2. Ronde Barber, 1997-12	1,428
3. Hardy Nickerson, 1993-99	1,028
4. Shelton Quarles, 1997-06	985
5. John Lynch, 1993-03	973
6. Richard Wood, 1976-84	855
7. Lee Roy Selmon, 1976-84	742
8. Lavonte David, 2012-16	663
9. Jeff Davis, 1982-87	662
10. Cecil Johnson, 1977-85	645

## QUARTERBACK SACKS

PLAYER	NO.
1. Lee Roy Selmon, 1976-84	78.5
2. Warren Sapp, 1995-03	77.0
3. Simeon Rice, 2001-06	69.5
4. Gerald McCoy, 2010-16	42.5
5. David Logan, 1979-86	39.0
6. Chidi Ahanotu, 1993-00, 2004	34.5
7. Brad Culppepper, 1994-99	33.0
8. Ronde Barber, 1997-12	28.0
9. Broderick Thomas, 1989-93	26.5
10. Greg Spires, 2002-07	26.0

## SEASON TOP TENS

## RUSHING (YARDS)

PLAYER	YEAR	ATT.	YDS.	AVG.	LG	TD
1. James Wilder	1984	407	1,544	3.8	37t	13
2. Doug Martin	2012	319	1,454	4.6	70t	11
3. Doug Martin	2015	288	1,402	4.9	84	6
4. James Wilder	1985	365	1,300	3.6	28t	10
5. Ricky Bell	1979	283	1,263	4.5	49t	7
6. Errict Rhett	1995	332	1,207	3.6	21t	11
7. Carnell Williams	2005	290	1,178	4.1	71t	6
8. Reggie Cobb	1992	310	1,171	3.8	25t	9
9. Warrick Dunn	2000	248	1,133	4.6	70t	8
10. Warrick Dunn	1998	245	1,026	4.2	50	2

## PASSING (YARDS)

PLAYER	YEAR	YDS.	ATT.	COMP.	TD	INT
1. Jameis Winston	2016	4,090	567	345	28	18
2. Josh Freeman	2012	4,065	558	306	27	17
3. Jameis Winston	2015	4,042	535	312	22	15
4. Brad Johnson	2003	3,811	570	354	26	21
5. Josh Freeman	2011	3,592	551	346	16	22
6. Doug Williams	1981	3,563	471	238	19	14
7. Steve DeBerg	1984	3,554	509	308	19	18
8. Josh Freeman	2010	3,451	474	291	25	6
9. Brad Johnson	2001	3,406	559	340	13	11
10. Doug Williams	1980	3,396	521	254	20	16

## DEFENSIVE TOUCHDOWNS

PLAYER	NO.
1. Ronde Barber, 1997-12	12
2. Derrick Brooks, 1995-08	7
3. David Logan, 1979-86	4
3. Mike Washington, 1976-84	4
5. Donnie Abraham, 1996-01	3
5. Cedric Brown, 1976-84	3
5. Wayne Haddix, 1990-91	3
5. Ricky Reynolds, 1987-93	3
5. Aqib Talib, 2008-11	3
5. Richard Wood, 1976-84	3
11. Lavonte David, 2012-16	2
11. Mason Foster, 2011-14	2
11. Tanard Jackson, 2007-11	2
11. Leonard Johnson, 2012-14	2
11. Danny Lananah, 2013-15	2
11. Shelton Quarles, 1997-06	2
11. Hugh Green, 1981-85	2

## TOTAL TOUCHDOWNS

## BY A DEFENSIVE PLAYER

(includes TDs scored on offense, defense or special teams)

PLAYER	NO.
1. Ronde Barber, 1997-12	14
2. Derrick Brooks, 1995-08	7
3. David Logan, 1979-86	4
3. Mike Washington, 1976-84	4
5. Aqib Talib, 2008-12	3
5. Donnie Abraham, 1996-01	3
5. Cedric Brown, 1976-84	3
5. Wayne Haddix, 1990-91	3
5. Ricky Reynolds, 1987-93	3
5. Warren Sapp, 1995-03	3
5. Richard Wood, 1976-84	3

## RECEPTIONS

PLAYER	YEAR	NO.
1. Keyshawn Johnson	2001	106
2. Mike Evans	2016	96
3. Mark Carrier	1989	86
4. James Wilder	1984	85
5. Keenan McCardell	2003	84
6. Antonio Bryant	2008	83
6. Joey Galloway	2005	83
8. Michael Clayton	2004	80
9. Vincent Jackson	2013	78
10. Kellen Winslow	2009	77

## RECEIVING YARDS

PLAYER	YEAR	YDS.
1. Mark Carrier	1989	1,422
2. Vincent Jackson	2012	1,384
3. Mike Evans	2016	1,321
4. Joey Galloway	2005	1,287
5. Keyshawn Johnson	2001	1,266
6. Antonio Bryant	2008	1,248
7. Vincent Jackson	2013	1,224
8. Mike Evans	2015	1,206
9. Michael Clayton	2004	1,193
10. Kevin House	1981	1,176

## SCORING

PLAYER	YEAR	TD	PAT	FGM	2-PT.	TP
1. Matt Bryant	2008	0	35	32	0	131
2. Martin Gramatica	2002	0	32	32	0	128
3. Martin Gramatica	2000	0	42	28	0	126
4. Connor Barth	2012	0	39	28	0	123
5. Matt Bryant	2007	0	34	28	0	118
6. Martin Gramatica	1999	0	25	27	0	106
7. Connor Barth	2010	0	36	23	0	105
8. Connor Barth	2011	0	23	26	0	101
9. Rian Lindell	2013	0	31	23	0	100
10. Donald Igwebuike	1989	0	33	22	0	99

## KICKOFF RETURN AVERAGE

(Minimum 10)

PLAYER	YEAR	ATT.	YDS.	AVG.	LG	TD
1. Sammie Stroughter	2009	11	324	29.5	97t	1
2. Clifton Smith	2009	31	902	29.1	83	0
3. Mark Jones	2007	10	286	28.6	36	0
4. Micheal Spurlock	2007	16	444	27.8	90t	1
5. Clifton Smith	2008	36	992	27.6	97t	1
6. Karl Williams	1996	14	383	27.4	63	0
7. Sammie Stroughter	2011	20	540	27.0	78	0
8. Torrie Cox	2004	33	866	26.2	59	0
9. Micheal Spurlock	2010	44	1,129	25.7	89t	1
10. Aaron Stecker	2002	37	934	25.2	67	0

## PUNT RETURN AVERAGE

(Minimum 10)

PLAYER	YEAR	NO.	YDS.	AVG.	LG	TD
1. Karl Williams	1996	13	274	21.1	88t	1
2. Jacquez Green	1998	30	453	15.1	95t	1
3. Clifton Smith	2008	23	324	14.1	70t	1
4. Karl Williams	1997	46	597	13.0	63	1
5. Mark Jones	2007	12	143	11.9	35	0
6. Solomon Patton	2014	10	112	11.2	33	0
7. Courtney Hawkins	1993	15	166	11.1	35	0
8. Willie Drewrey	1989	20	220	11.0	55	0
9. Eric Page	2013	23	251	10.9	52	0
10. Bobby Futrell	1988	27	283	10.5	40	0

## PASSER RATING

(Minimum 200 Attempts)

PLAYER	YEAR	RATING
1. Brian Griese	2004	97.5
2. Josh Freeman	2010	95.9
3. Jeff Garcia	2007	94.6
4. Brad Johnson	2002	92.9
5. Jeff Garcia	2008	90.2
6. Jameis Winston	2016	86.1
7. Steve DeBerg	1987	85.3
8. Jameis Winston	2015	84.2
9. Mike Glennon	2013	83.9
10. Mike Glennon	2014	83.3

## FIELD GOAL PERCENTAGE

(Minimum 10)

PLAYER	YEAR	PCT.
1. Connor Barth	2011	.929 (26-28)
2. Steve Christie	1990	.852 (23-27)
3. Connor Barth	2012	.848 (28-33)
3. Matt Bryant	2007	.848 (28-33)
5. Martin Gramatica	1999	.844 (27-32)
6. Matt Bryant	2008	.842 (32-38)
7. Matt Bryant	2005	.840 (21-25)
8. Patrick Murray	2014	.833 (20-24)
9. Martin Gramatica	2000	.824 (28-34)
10. Connor Barth	2015	.821 (23-28)
10. Connor Barth	2010	.821 (23-28)

## NET PUNTING AVERAGE

(Minimum 30)

PLAYER	YEAR	AVG.
1. <b>Bryan Anger</b>	<b>2016</b>	<b>42.7</b>
2. Michael Koenen	2011	40.3
3. Michael Koenen	2013	38.3
4. Jacob Schum	2015	38.0
5. Tommy Barnhardt	1996	37.8
6. Josh Bidwell	2008	37.6
7. Josh Bidwell	2005	37.5
8. Michael Koenen	2012	37.4
9. Mark Royals	1999	37.4
10. Josh Bidwell	2007	37.2

## PUNTING AVERAGE

(Minimum 30)

PLAYER	YEAR	AVG.
1. <b>Bryan Anger</b>	<b>2016</b>	<b>45.9</b>
2. Josh Bidwell	2005	45.6
3. Michael Koenen	2012	45.3
4. Michael Koenen	2011	45.1
5. Josh Bidwell	2008	44.5
6. Michael Koenen	2013	44.2
7. Josh Bidwell	2007	43.9
8. Josh Bidwell	2006	43.5
9. Tom Tupa	2003	43.3
10. Mark Royals	1999	43.1

## PUNTS INSIDE THE 20

PLAYER	YEAR	NO.
1. <b>Bryan Anger</b>	<b>2016</b>	<b>37</b>
2. Josh Bidwell	2007	30
2. Tom Tupa	2002	30
4. Josh Bidwell	2008	27
5. Mark Royals	2001	26
6. Tom Tupa	2003	26
7. Tommy Barnhardt	1996	24
7. Josh Bidwell	2005	24
7. Michael Koenen	2011	24
7. Dan Stryzinski	1993	24

## PUNTS

PLAYER	YEAR	NO.
1. Dave Green	1978	100
2. Dave Green	1977	98
3. Frank Garcia	1983	95
4. Josh Bidwell	2006	93
4. Tom Blanchard	1979	93
4. Dan Stryzinski	1993	93
7. Dave Green	1976	92
8. Josh Bidwell	2005	90
8. Mark Royals	1999	90
8. Tom Tupa	2002	90

## PUNTING YARDS

PLAYER	YEAR	NO.
1. Josh Bidwell	2005	4,101
2. Dave Green	1978	4,092
3. Josh Bidwell	2006	4,045
4. Frank Garcia	1983	4,008
5. Dave Green	1977	3,948
6. Mark Royals	1999	3,882
7. Tom Tupa	2002	3,856
8. Michael Koenen	2013	3,846
9. Dan Stryzinski	1993	3,772
10. Tom Blanchard	1980	3,722

## DEFENSIVE TOUCHDOWNS

PLAYER	YEAR	NO.
1. Derrick Brooks	2002	4
2. Wayne Haddix	1990	3
3. Danny Lananah	2014	2
3. Mason Foster	2013	2
3. Aqib Talib	2011	2
3. Tanard Jackson	2009	2
3. Ronde Barber	2007	2
3. Ronde Barber	2006	2
3. Ronde Barber	2004	2
3. Ronde Barber	2000	2
3. Donnie Abraham	1999	2
3. Hugh Green	1983	2
3. Cedric Brown	1981	2
3. Richard Wood	1977	2

## QB SACKS

PLAYER	YEAR	NO.
1. Warren Sapp	2000	16.5
2. Simeon Rice	2002	15.5
3. Simeon Rice	2003	15.0
4. Simeon Rice	2005	14.0
5. Marcus Jones	2000	13.0
5. Lee Roy Selmon	1977	13.0
7. Warren Sapp	1999	12.5
8. Simeon Rice	2004	12.0
9. Simeon Rice	2001	11.0
9. Lee Roy Selmon	1978	11.0
9. Lee Roy Selmon	1979	11.0
9. Lee Roy Selmon	1983	11.0
9. Broderick Thomas	1991	11.0

## INTERCEPTIONS

PLAYER	YEAR	NO.
1. Ronde Barber	2001	10
2. Cedric Brown	1981	9
3. Brian Kelly	2002	8
4. Donnie Abraham	1999	7
4. Donnie Abraham	2000	7
4. Jeremiah Castille	1985	7
4. Wayne Haddix	1990	7
8. Donnie Abraham	2001	6
8. Cedric Brown	1978	6
8. Neal Colzie	1981	6
8. Harry Hamilton	1988	6
8. Harry Hamilton	1989	6
8. Beasley Reece	1983	6
8. Damien Robinson	2000	6
8. Mark Robinson	1981	6
8. Aqib Talib	2010	6
8. Mike Washington	1981	6

## TACKLES

PLAYER	YEAR	NO.
1. Hardy Nickerson	1993	214
2. Barrett Ruud	2009	205
3. Shelton Quarles	2005	196
4. Hardy Nickerson	1997	194
5. Derrick Brooks	1998	189
6. Derrick Brooks	1997	182
7. Derrick Brooks	1999	180
8. Derrick Brooks	2000	179
9. Barrett Ruud	2008	178
10. Derrick Brooks	2005	174
10. Broderick Thomas	1991	174
10. Cecil Johnson	1981	174

# BUCCANEERS PLAYOFF RECORDS

## INDIVIDUAL

### SERVICE

#### MOST GAMES, CAREER

- 11, Derrick Brooks
- 10, Mike Alstott, Ronde Barber, Shelton Quarles
- 9, John Lynch, Warren Sapp, Karl Williams

### SCORING

#### MOST POINTS, GAME

- 12, Ricky Bell, vs. Philadelphia, 12/29/79
- 12, Mike Alstott, vs. San Francisco, 1/12/03
- 12, Martin Gramatica, vs. Oakland, 1/26/03
- 12, Keenan McCardell, vs. Oakland, 1/26/03
- 12, Dwight Smith, vs. Oakland, 1/26/03

#### MOST TOUCHDOWNS, GAME

- 2, Ricky Bell, vs. Philadelphia, 12/29/79
- 2, Mike Alstott, vs. San Francisco, 1/12/03
- 2, Keenan McCardell, vs. Oakland, 1/26/03
- 2, Dwight Smith, vs. Oakland, 1/26/03

#### MOST PATS MADE, GAME

- 6, Martin Gramatica, vs. Oakland, 1/26/03

#### MOST PATS ATTEMPTED, GAME

- 6, Martin Gramatica, vs. Oakland, 1/26/03

#### MOST FIELD GOALS MADE, GAME

- 3, Martin Gramatica, at Philadelphia, 1/12/02

#### MOST FIELD GOALS ATTEMPTED, GAME

- 3, Martin Gramatica, at Philadelphia, 1/12/02

#### LONGEST FIELD GOAL

- 48, Martin Gramatica, vs. Oakland, 1/26/03

### RUSHING

#### MOST YARDS GAINED, GAME

- 142, Ricky Bell, vs. Philadelphia, 12/29/79
- 124, Michael Pittman, vs. Oakland, 1/26/03
- 93, James Wilder, at Dallas, 1/9/83

#### MOST ATTEMPTS, GAME

- 38, Ricky Bell, vs. Philadelphia, 12/29/79
- 29, Michael Pittman, vs. Oakland, 1/26/03

#### LONGEST RUN

- 31t, Mike Alstott, vs. Detroit, 12/28/97
- 26, Ricky Bell, vs. Philadelphia, 12/29/79

#### BEST AVERAGE GAIN, GAME

(MIN. 10 ATTEMPTS)

- 6.6, James Wilder, at Dallas, 1/9/83
- 6.2, Mike Alstott, vs. Detroit, 12/28/97

#### MOST TOUCHDOWNS RUSHING, GAME

- 2, Ricky Bell, vs. Philadelphia, 12/29/79
- 2, Mike Alstott, vs. San Francisco, 1/12/03

### PASSING

#### MOST ATTEMPTS, GAME

- 39, Jeff Garcia, vs. N.Y. Giants, 1/6/08
- 38, Chris Simms, vs. Washington, 1/7/06
- 36, Brad Johnson, at Philadelphia, 1/12/02
- 36, Trent Diifer, at Green Bay, 1/4/98

#### MOST COMPLETIONS, GAME

- 25, Chris Simms, vs. Washington, 1/7/06
- 23, Jeff Garcia, vs. N.Y. Giants, 1/6/08
- 22, Brad Johnson, at Philadelphia, 1/12/02
- 20, Brad Johnson, at Philadelphia, 1/19/03

#### MOST YARDS GAINED, GAME

- 259, Brad Johnson, at Philadelphia, 1/19/03
- 215, Brad Johnson, vs. Oakland, 1/26/03
- 207, Jeff Garcia, vs. N.Y. Giants, 1/6/08
- 202, Brad Johnson, at Philadelphia, 1/12/02

#### MOST TOUCHDOWN PASSES, GAME

- 2, Brad Johnson, vs. San Francisco, 1/12/03
- 2, Brad Johnson, vs. Oakland, 1/26/03

#### LONGEST PASS COMPLETION

- 75, Doug Williams (to Jimmie Giles), at Dallas, 1/2/82
- 71, Brad Johnson (to Joe Jurevicius), at Philadelphia, 1/19/03

#### MOST INTERCEPTIONS, GAME

- 4, Brad Johnson, at Philadelphia, 1/12/02
- 4, Doug Williams, at Dallas, 1/2/82
- 3, Doug Williams, at Dallas, 1/9/83

#### MOST TIMES SACKED, GAME

- 5, Shaun King, at St. Louis, 1/23/00

### RECEIVING

#### MOST RECEPTIONS, GAME

- 8, Warrick Dunn, at Philadelphia, 1/12/02
- 7, Joey Galloway, vs. Washington, 1/7/06
- 6, Keyshawn Johnson, at Philadelphia, 12/31/00
- 6, Keyshawn Johnson, vs. Oakland, 1/26/03

#### MOST RECEIVING YARDS, GAME

- 106, Keyshawn Johnson, at Philadelphia, 12/31/00
- 98, Jimmie Giles, at Dallas, 1/2/82
- 85, Keyshawn Johnson, vs. San Francisco, 1/12/03

#### MOST TOUCHDOWN RECEPTIONS, GAME

- 2, Keenan McCardell, vs. Oakland, 1/26/03

### TACKLES

#### MOST TACKLES, GAME

- 18, Derrick Brooks, vs. Washington, 1/15/00

### SACKS

#### MOST SACKS, GAME

- 3, Warren Sapp, at Green Bay, 1/4/98
- 2, Simeon Rice, vs. Oakland, 1/26/03
- 2, Lee Roy Selmon, vs. Philadelphia, 12/29/79
- 2, Steve White, vs. Washington, 1/15/00
- 2, Simeon Rice, at Philadelphia, 1/12/02

### DEFENSIVE TOUCHDOWNS

#### MOST, GAME

- 2, Dwight Smith, vs. Oakland, 1/26/03
- 1, Derrick Brooks, vs. Oakland, 1/26/03
- 1, Ronde Barber, at Philadelphia, 1/19/03
- 1, Hugh Green, at Dallas, 1/9/83

### INTERCEPTIONS

#### MOST INTERCEPTIONS, GAME

- 2, Dwight Smith, vs. Oakland, 1/26/03
- 2, Dexter Jackson, vs. Oakland, 1/26/03
- 2, Donnie Abraham, at Green Bay, 1/4/98

#### MOST INTERCEPTION RETURN YARDS, GAME

- 94, Dwight Smith, vs. Oakland, 1/26/03

#### LONGEST INTERCEPTION RETURN

- 92t, Ronde Barber, at Philadelphia, 1/19/03

## FUMBLE RECOVERIES

### MOST OPPONENT FUMBLES RECOVERED, GAME

- 1, eight times, most recently Simeon Rice and Ellis Wyms, at Philadelphia, 1/19/03

### LONGEST FUMBLE RETURN

- 60t, Hugh Green, at Dallas, 1/9/83

## PUNTING

### MOST PUNTS, GAME

- 10, Mark Royals, vs. Washington, 1/15/00

### GROSS YARDS AVERAGE, GAME (MIN. 4)

- 47.3, Tom Tupa, vs. San Francisco, 1/12/03

### NET YARDS AVERAGE, GAME (MIN. 4)

- 39.4, Sean Landeta, vs. Detroit, 12/28/97

### LONGEST PUNT

- 56, Mark Royals, at Philadelphia, 12/31/00
- 53, Tom Blanchard, at St. Louis, 1/23/00; L.A. Rams, 1/6/80
- 53, Mark Royals, vs. Washington, 1/15/00

## PUNT RETURNS

### MOST PUNT RETURNS, GAME

- 4, Mark Jones, vs. Washington, 1/7/06
- 4, Karl Williams, at St. Louis, 1/23/00
- 3, Karl Williams, at Philadelphia, 1/12/02
- 3, Danny Reece, vs. Philadelphia, 12/29/79

### MOST PUNT RETURN YARDS, GAME

- 45, Karl Williams, at St. Louis, 1/23/00
- 37, Mark Jones, vs. Washington, 1/7/06
- 33, Danny Reece, vs. Philadelphia, 12/29/79

### BEST PUNT RETURN AVERAGE, GAME (MIN. 3)

- 11.2, Karl Williams, at St. Louis, 1/23/00

### LONGEST PUNT RETURN

- 25, Karl Williams, vs. Oakland, 1/26/03

## KICKOFF RETURNS

### MOST KICKOFF RETURNS, GAME

- 5, Micheal Spurlock, vs. N.Y. Giants, 1/6/08
- 5, James Owens, at Dallas, 1/9/83

### MOST KICKOFF RETURN YARDS, GAME

- 110, James Owens, at Dallas, 1/9/83
- 106, Micheal Spurlock, vs. N.Y. Giants, 1/6/08
- 106, Isaac Hagins, vs. L.A. Rams, 1/6/80

### BEST KICKOFF RETURN AVERAGE, GAME (MIN. 3)

- 30.7, James Owens, at Dallas, 1/2/82
- 26.5, Isaac Hagins, vs. L.A. Rams, 1/6/80

### LONGEST KICKOFF RETURN

- 35, Frank Murphy, at Philadelphia, 1/12/02
- 35, James Owens, at Dallas, 1/2/82
- 33, John Holt, at Dallas, 1/2/82

## TEAM

## SCORING

### MOST POINTS, GAME

- 48, vs. Oakland, 1/26/03
- 31, vs. San Francisco, 1/12/03

### FEWEST POINTS, GAME

- 0, vs. L.A. Rams, 1/6/80
- 0, at Dallas, 1/2/82

### MOST TOUCHDOWNS, GAME

- 6, vs. Oakland, 1/26/03
- 4, vs. San Francisco, 1/12/03

### MOST FIELD GOALS, GAME

- 3, at Philadelphia, 1/12/02
- 2, five times, most recently, vs. Oakland, 1/26/03

### MOST FIELD GOAL ATTEMPTS, GAME

- 3, at Philadelphia, 1/12/02
- 2, five times, most recently, vs. Oakland, 1/26/03

## FIRST DOWNS

### MOST FIRST DOWNS, GAME

- 24, vs. Oakland, 1/26/03
- 21, vs. San Francisco, 1/12/03
- 20, vs. N.Y. Giants, 1/6/08
- 17, vs. Washington, 1/7/06
- 17, vs. Philadelphia, 12/29/79

### FEWEST FIRST DOWNS, GAME

- 7, vs. L.A. Rams, 1/6/80

### MOST FIRST DOWNS, RUSHING, GAME

- 12, vs. Philadelphia, 12/29/79

### FEWEST FIRST DOWNS, RUSHING, GAME

- 2, at Philadelphia, 12/31/00

### MOST FIRST DOWNS, PASSING, GAME

- 15, vs. Oakland, 1/26/03
- 11, vs. N.Y. Giants, 1/6/08
- 11, vs. Washington, 1/7/06
- 11, vs. San Francisco, 1/12/03
- 11, at Philadelphia, 1/12/02

### FEWEST FIRST DOWNS, PASSING, GAME

- 4, vs. Philadelphia, 12/29/79
- 4, vs. L.A. Rams, 1/6/80
- 4, at Dallas, 1/9/83

### MOST FIRST DOWNS, PENALTY, GAME

- 3, vs. Oakland, 1/26/03
- 3, vs. San Francisco, 1/12/03

### FEWEST FIRST DOWNS, PENALTY, GAME

- 0, at Philadelphia, 1/19/03
- 0, vs. L.A. Rams, 1/6/80

## TOTAL NET YARDS

### MOST NET YARDS, GAME

- 365, vs. Oakland, 1/26/03
- 329, vs. San Francisco, 1/12/03

### FEWEST NET YARDS, GAME

- 177, vs. L.A. Rams, 1/6/80
- 186, vs. Washington, 1/15/00

## RUSHING

### MOST RUSHING ATTEMPTS, GAME

- 55, vs. Philadelphia, 12/29/79
- 42, vs. Oakland, 1/26/03

### FEWEST RUSHING ATTEMPTS, GAME

- 19, at Philadelphia, 12/31/00
- 21, at Dallas, 1/9/83

### MOST RUSHING YARDS, GAME

- 186, vs. Philadelphia, 12/29/79
- 150, vs. Oakland, 1/26/03

### FEWEST RUSHING YARDS, GAME

- 44, vs. Washington, 1/15/00
- 49, at Philadelphia, 1/19/03

### MOST RUSHING TOUCHDOWNS, GAME

- 2, vs. San Francisco, 1/12/03
- 2, vs. Philadelphia, 12/29/79

### FEWEST RUSHING TOUCHDOWNS, GAME

- 0, six times, last at Philadelphia, 1/12/02



## PASSING

**MOST ATTEMPTS, GAME**

- 39, vs. N.Y. Giants, 1/6/08
- 38, vs. Washington, 1/7/06
- 37, at Green Bay, 1/4/98
- 36, at Philadelphia, 1/12/02

**FEWEST ATTEMPTS, GAME**

- 15, vs. Philadelphia, 12/29/79
- 26, vs. Detroit, 12/28/97

**MOST COMPLETIONS, GAME**

- 25, vs. Washington, 1/7/06
- 23, vs. N.Y. Giants, 1/6/08
- 22, at Philadelphia, 1/12/02
- 20, at Philadelphia, 1/19/03

**FEWEST COMPLETIONS, GAME**

- 5, vs. L.A. Rams, 1/6/80
- 7, vs. Philadelphia, 12/29/79

**MOST NET PASSING YARDS, GAME**

- 259, at Philadelphia, 1/19/03
- 215, vs. Oakland, 1/26/03
- 208, vs. San Francisco, 1/12/03

**FEWEST NET PASSING YARDS, GAME**

- 85, vs. L.A. Rams, 1/6/80
- 113, at Dallas, 1/9/83

**MOST PASSING TOUCHDOWNS, GAME**

- 2, vs. Oakland, 1/26/03
- 2, vs. San Francisco, 1/12/03

**FEWEST PASSING TOUCHDOWNS, GAME**

- 0, seven times, last vs. Washington, 1/7/06

**MOST INTERCEPTIONS THROWN, GAME**

- 4, at Philadelphia, 1/12/02
- 4, at Dallas, 1/2/82
- 3, at Dallas, 1/9/83

**FEWEST INTERCEPTIONS, GAME**

- 0, at Philadelphia, 12/31/00

## SACKS

**MOST SACKS, GAME**

- 5, vs. Oakland, 1/26/03
- 5, at Dallas, 1/9/83

## INTERCEPTIONS

**MOST INTERCEPTIONS, GAME**

- 5, vs. Oakland, 1/26/03

**MOST INTERCEPTION RETURN YARDS, GAME**

- 172, vs. Oakland, 1/26/03

## PUNTING

**MOST PUNTS, GAME**

- 10, vs. Washington, 1/15/00
- 8, vs. L.A. Rams, 1/6/80

**GROSS YARDS AVERAGE, GAME (MIN. 4)**

- 47.3, vs. San Francisco, 1/12/03
- 43.5, at Dallas, 1/9/83

**NET YARDS AVERAGE, GAME (MIN. 4)**

- 39.4, vs. Detroit, 12/28/97
- 37.4, vs. Washington, 1/15/00

## PUNT RETURNS

**MOST PUNT RETURNS, GAME**

- 4, vs. Washington, 1/7/06
- 4, at St. Louis, 1/23/00

**MOST PUNT RETURN YARDS, GAME**

- 45, at St. Louis, 1/23/00
- 37, vs. Washington, 1/7/06
- 33, vs. Philadelphia, 12/29/79

**BEST PUNT RETURN AVERAGE, GAME (MIN. 3)**

- 11.2, at St. Louis, 1/23/00

## KICKOFF RETURNS

**MOST KICKOFF RETURNS, GAME**

- 6, at Philadelphia, 1/12/02
- 5, vs. N.Y. Giants, 1/6/08
- 5, at Dallas, 1/9/83
- 5, at Dallas, 1/2/82
- 5, at Green Bay, 1/4/98

**MOST KICKOFF RETURN YARDS, GAME**

- 147, at Dallas, 1/2/82
- 138, at Philadelphia, 1/12/02
- 110, at Dallas, 1/9/83

**BEST KICKOFF RETURN AVERAGE, GAME (MIN. 3)**

- 29.4, at Dallas, 1/2/82
- 26.5, vs. L.A. Rams, 1/6/80

## PENALTIES

**MOST PENALTIES, GAME**

- 10, vs. San Francisco, 1/12/03
- 10, at Dallas, 1/2/82

**FEWEST PENALTIES, GAME**

- 2, vs. Washington, 1/15/00

**MOST PENALTY YARDS, GAME**

- 105, vs. Philadelphia, 12/29/79
- 105, at Dallas, 1/2/82

**FEWEST PENALTY YARDS, GAME**

- 15, at St. Louis, 1/23/00
- 16, at Philadelphia, 1/19/03
- 25, vs. N.Y. Giants, 1/6/08
- 25, vs. Washington, 1/15/00
- 25, vs. Detroit, 12/28/97

# CAREER PLAYOFF LEADERS

## RUSHING YARDS

	PLAYER	G	NO.	YDS.	AVG.	LG	TD
1.	Mike Alstott	10	112	341	3.0	31t	7
2.	Warrick Dunn	6	75	219	2.9	13	0
3.	Ricky Bell	2	58	201	3.4	26	2
4.	Michael Pittman	5	55	187	3.4	24	0
5.	Earnest Graham	2	18	63	3.5	11	1

## RECEPTIONS

	PLAYER	G	NO.	YDS.	AVG.	LG	TD
1.	Warrick Dunn	6	26	168	6.5	22	0
2.	Keyshawn Johnson	5	23	375	16.3	46	1
3.	Mike Alstott	10	21	161	7.7	26	0
4.	Michael Pittman	5	14	155	11.1	31	0
5	Dave Moore	7	9	119	13.2	28	0

## PASSER RATING

	PLAYER	G	ATT.	COMP.	YDS.	PCT.	TD	INT	RATING
1.	Brad Johnson	4	134	75	872	56.0	5	7	66.5
2.	Jeff Garcia	1	39	23	207	59.0	1	2	60.5
3.	Chris Simms	1	38	25	198	65.8	0	2	56.7
4.	Shaun King	3	92	45	491	48.9	1	3	55.1
5.	Trent Dilfer	2	62	24	381	38.7	1	3	45.2

## SCORING

	PLAYER	G	TD	FG	PAT	TP
1.	Martin Gramatica	7	0	11-12	15-15	48
2.	Mike Alstott	10	7	0-0	0-0	42
3.	Ricky Bell	2	2	0-0	0-0	12
3.	Keenan McCardell	3	2	0-0	0-0	12
3.	Dwight Smith	3	2	0-0	0-0	12

## PUNTING (AVG.)

	PLAYER	G	NO.	YDS.	AVG.	LG
1.	Sean Landeta	2	9	371	41.22	50
2.	Mark Royals	4	26	1,071	41.19	56
3.	Larry Swider	2	11	453	41.18	52

## KICKOFF RETURNS (AVG.)

	PLAYER	G	NO.	YDS.	AVG.	LG	TD
1.	John Holt	2	2	55	27.5	33	0
2.	James Owens	2	8	202	25.3	35	0
3.	Michael Pittman	5	4	96	24.0	27	0

## PUNT RETURNS (AVG.)

	PLAYER	G	NO.	YDS.	AVG.	LG	TD
1.	Danny Reece	2	5	47	9.4	13	0
2.	Mark Jones	1	4	37	9.3	24	0
3.	Karl Williams	9	16	131	8.2	25	0

## INTERCEPTIONS

	PLAYER	G	NO.	YDS.	AVG.	LG	TD
1.	Dwight Smith	4	3	100	33.3	50t	2
1.	Dexter Jackson	5	3	43	14.3	25	0
1.	Donnie Abraham	3	3	0	0.0	0	0
4.	Ronde Barber	10	2	117	58.5	92t	1
4.	Derrick Brooks	11	2	44	22.0	44t	1
4.	Brian Kelly	9	2	18	9.0	15	0

## TOP BUCCANEERS PERFORMANCES

## 100-YARD RUSHING GAMES (118)

PLAYER	ATT.	YARDS	OPPONENT	DATE
Jimmy DuBose	24	109	at N.Y. Giants	10/15/78
Ricky Bell	21	104	at L.A. Rams	11/5/78
Jerry Eckwood	20	121	vs. Detroit	9/1/79
Jerry Eckwood (2)	23	120	at Chicago	9/30/79
Ricky Bell (2)	10	101	vs. New Orleans	10/14/79
Ricky Bell (3)	28	167	vs. Green Bay	10/21/79
Ricky Bell (4)	22	152	vs. N.Y. Giants	11/18/79
Ricky Bell (5)	28	101	vs. Minnesota	11/25/79
Ricky Bell (6)	39	137	vs. Kansas City	12/16/79
Ricky Bell (7) *	38	142	vs. Philadelphia	12/29/79
Ricky Bell (8)	26	130	vs. N.Y. Giants	11/2/80
Jerry Eckwood (3)	23	114	at Chicago	9/20/81
Jerry Eckwood (4)	21	110	vs. Chicago	11/1/81
James Owens	16	112	vs. Green Bay	11/22/81
James Wilder	42	126	at Pittsburgh	10/30/83
James Wilder (2)	31	219	at Minnesota	11/6/83
James Wilder (3)	24	112	at N.Y. Giants	9/23/84
James Wilder (4)	43	172	vs. Green Bay	9/30/84
James Wilder (5)	30	146	at Minnesota	11/4/84
James Wilder (6)	28	125	vs. Atlanta	12/9/84
James Wilder (7)	31	103	vs. N.Y. Jets	12/16/84
James Wilder (8)	27	166	at Chicago	9/8/85
James Wilder (9)	22	113	vs. Minnesota	9/15/85
James Wilder (10)	26	114	at New Orleans	9/22/85
James Wilder (11)	27	104	at Detroit	9/29/85
James Wilder (12)	29	120	vs. St. Louis	11/10/85
Nathan Wonsley	18	138	at Detroit	9/21/86
Nathan Wonsley (2)	18	108	at L.A. Rams	10/5/86
James Wilder (13)	25	110	at Kansas City	10/26/86
James Wilder (14)	24	130	vs. Detroit	11/23/86
Lars Tate	18	106	at Detroit	11/13/88
William Howard	23	101	at New England	12/11/88
Lars Tate (2)	18	112	vs. Chicago	10/8/89
Gary Anderson	22	108	at Minnesota	9/30/90
Vinny Testaverde	7	105	vs. Minnesota	12/16/90
Reggie Cobb	21	139	vs. Detroit	11/10/91
Reggie Cobb (2)	22	110	vs. N.Y. Giants	11/24/91
Reggie Cobb (3)	26	107	at Detroit	9/27/92
Reggie Cobb (4)	24	109	at Chicago	10/18/92
Reggie Cobb (5)	28	114	vs. Chicago	11/15/92
Reggie Cobb (6)	26	100	vs. L.A. Rams	12/6/92
Reggie Cobb (7)	25	113	vs. Detroit	10/3/93
Errict Rhett	25	112	at Detroit	11/13/94
Errict Rhett (2)	24	111	at Seattle	11/20/94
Errict Rhett (3)	40	192	vs. Washington	12/4/94
Errict Rhett (4)	31	119	vs. L.A. Rams	12/11/94
Errict Rhett (5)	27	104	vs. Washington	9/24/95
Errict Rhett (6)	25	144	at Detroit	11/12/95
Errict Rhett (7)	24	100	vs. Jacksonville	11/19/95
Errict Rhett (8)	22	118	vs. Green Bay	12/10/95
Reggie Brooks	15	114	at Denver	9/15/96
Warrick Dunn	24	130	at Detroit	9/7/97
Warrick Dunn (2)	16	101	at Minnesota	9/14/97
Warrick Dunn (3)	16	125	at Green Bay	10/5/97
Warrick Dunn (4)	24	120	at N.Y. Giants	11/30/97
Warrick Dunn (5)	16	119	vs. Chicago	12/21/97
Mike Alstott	20	103	vs. Chicago	9/20/98
Mike Alstott (2)	19	128	vs. Minnesota	11/1/98
Warrick Dunn (6)	18	115	vs. Minnesota	11/1/98
Warrick Dunn (7)	16	107	at Jacksonville	11/15/98
Mike Alstott (3)	25	131	vs. Denver	9/26/99
Mike Alstott (4)	25	117	at New Orleans	11/7/99
Warrick Dunn (8)	20	106	vs. Buffalo	11/26/00

Warrick Dunn (9)	22	210	vs. Dallas	12/3/00
Warrick Dunn (10)	22	145	vs. St. Louis	12/18/00
Mike Alstott (5)	28	129	vs. Minnesota	10/28/01
Mike Alstott (6)	24	101	vs. New Orleans	12/23/01
Mike Alstott (7)	17	126	vs. Cleveland	10/13/02
Michael Pittman **	29	124	vs. Oakland	1/26/03
Michael Pittman (2)	16	106	vs. Indianapolis	10/6/03
Michael Pittman (3)	30	113	vs. Dallas	10/26/03
Thomas Jones	9	134	vs. Green Bay	11/16/03
Thomas Jones (2)	34	134	vs. Houston	12/14/03
Michael Pittman (4)	23	109	vs. Chicago	10/24/04
Michael Pittman (5)	15	128	vs. Kansas City	11/7/04
Michael Pittman (6)	21	106	vs. San Francisco	11/21/04
Michael Pittman (7)	24	131	vs. New Orleans	12/19/04
Carnell Williams	27	148	at Minnesota	9/11/05
Carnell Williams (2)	24	128	vs. Buffalo	9/18/05
Carnell Williams (3)	37	158	at Green Bay	9/25/05
Michael Pittman (8)	15	127	vs. Miami	10/16/05
Carnell Williams (4)	19	116	at Atlanta	11/20/05
Carnell Williams (5)	29	112	at Carolina	12/11/05
Carnell Williams (6)	31	150	vs. Atlanta	12/24/05
Carnell Williams (7)	20	111	at New Orleans	10/8/06
Carnell Williams (8)	27	122	vs. Washington	11/19/06
Earnest Graham	34	124	vs. Arizona	11/4/07
Earnest Graham (2)	17	102	at Atlanta	11/18/07
Earnest Graham (3)	22	106	at New Orleans	12/2/07
Earnest Graham (4)	15	116	vs. Atlanta	9/14/08
Earnest Graham (5)	20	111	vs. Green Bay	9/28/08
Warrick Dunn (11)	22	115	vs. Carolina	10/12/08
Carnell Williams (9)	24	129	at New Orleans	12/27/09
LeGarrette Blount	22	120	at Arizona	10/31/10
LeGarrette Blount (2)	20	103	vs. Atlanta	12/5/10
LeGarrette Blount (3)	13	110	vs. Detroit	12/19/10
LeGarrette Blount (4)	18	164	vs. Seattle	12/26/10
LeGarrette Blount (5)	25	127	vs. Indianapolis	10/3/11
Earnest Graham (6)	17	109	vs. New Orleans	10/16/11
LeGarrette Blount (6)	18	107	at Green Bay	11/20/11
LeGarrette Blount (7)	20	103	at Tennessee	11/27/11
<b>Doug Martin</b>	<b>29</b>	<b>135</b>	<b>at Minnesota</b>	<b>10/25/12</b>
<b>Doug Martin (2)</b>	<b>25</b>	<b>251</b>	<b>at Oakland</b>	<b>11/4/12</b>
<b>Doug Martin (3)</b>	<b>24</b>	<b>138</b>	<b>at Carolina</b>	<b>11/18/12</b>
<b>Doug Martin (4)</b>	<b>28</b>	<b>128</b>	<b>vs. Philadelphia</b>	<b>12/9/12</b>
<b>Doug Martin (5)</b>	<b>28</b>	<b>142</b>	<b>at Atlanta</b>	<b>12/30/12</b>
<b>Doug Martin (6)</b>	<b>29</b>	<b>144</b>	<b>vs. New Orleans</b>	<b>9/15/13</b>
Mike James	28	158	at Seattle	11/3/13
Bobby Rainey	30	163	vs. Atlanta	11/17/13
Bobby Rainey (2)	22	127	vs. Buffalo	12/8/13
Bobby Rainey (3)	22	144	vs. St. Louis	9/14/14
<b>Doug Martin (7)</b>	<b>19</b>	<b>108</b>	<b>vs. New Orleans</b>	<b>12/28/14</b>
<b>Doug Martin (8)</b>	<b>20</b>	<b>106</b>	<b>vs. Carolina</b>	<b>10/4/15</b>
<b>Doug Martin (9)</b>	<b>24</b>	<b>123</b>	<b>vs. Jacksonville</b>	<b>10/11/15</b>
<b>Doug Martin (10)</b>	<b>19</b>	<b>136</b>	<b>at Washington</b>	<b>10/25/15</b>
<b>Doug Martin (11)</b>	<b>27</b>	<b>235</b>	<b>at Philadelphia</b>	<b>11/22/15</b>
<b>Jacquizz Rodgers</b>	<b>30</b>	<b>101</b>	<b>at Carolina</b>	<b>10/10/16</b>
<b>Jacquizz Rodgers</b>	<b>26</b>	<b>154</b>	<b>at San Francisco</b>	<b>10/23/16</b>

\* Playoff game

\*\* Super Bowl XXXVII

# 100-YARD RUSHERS SUMMARY (\*Includes one playoff game and \*\*Super Bowl XXXVII)

James Wilder (14), Warrick Dunn (11), **Doug Martin (11)**, Carnell Williams (9), Ricky Bell (8\*), Michael Pittman (8\*\*), Errict Rhett (8), Mike Alstott (7), LeGarrette Blount (7), Reggie Cobb (7), Earnest Graham (6), Jerry Eckwood (4), Bobby Rainey (3), Thomas Jones (2), **Jacquizz Rodgers (2)**, Lars Tate (2), Nathan Wonsley (2), Gary Anderson (1), Reggie Brooks (1), Jimmy DuBose (1), William Howard (1), Mike James (1), James Owens (1), Vinny Testaverde (1)

OWNERSHIP

PLAYERS

2016 IN REVIEW

HISTORY

RECORDS

SIDELINES

	100-YARD RECEIVING GAMES (165)				
	PLAYER	ATT.	YARDS	OPPONENT	DATE
OWNERSHIP	Morris Owens	9	166	at Seattle	10/16/77
	Morris Owens (2)	5	113	vs. N.Y. Giants	11/13/77
	Morris Owens (3)	4	138	vs. St. Louis	12/18/77
	Morris Owens (4)	5	132	vs. Minnesota	10/1/78
	Isaac Hagins	5	139	at Minnesota	10/28/79
	Jimmie Giles	4	105	at Dallas	9/21/80
	Jerry Eckwood	10	101	vs. Cleveland	9/28/80
	Gordon Jones	7	106	vs. Cleveland	9/28/80
	Jimmie Giles (2)	6	128	vs. Pittsburgh	11/9/80
	Gordon Jones (2)	7	121	at Minnesota	11/16/80
PLAYERS	Kevin House	3	138	vs. Chicago	12/20/80
	Jimmie Giles (3)	5	109	at Chicago	9/20/81
	Kevin House (2)	4	178	at Oakland	10/18/81
	Kevin House (3)	6	107	at New Orleans	11/29/81
	Kevin House (4)	5	126	vs. Atlanta	12/6/81
	Jimmie Giles (4)	5	100	at Minnesota	9/12/82
	Kevin House (5)	4	105	vs. Washington	9/19/82
	James Wilder	11	116	at N.Y. Jets	12/12/82
	James Wilder (2)	11	126	vs. Cincinnati	9/25/83
	Kevin House (6)	5	110	at Cleveland	11/13/83
2016 IN REVIEW	Kevin House (7)	6	156	at San Francisco	12/4/83
	Kevin House (8)	8	136	at Detroit	12/18/83
	Kevin House (9)	7	126	vs. Minnesota	10/7/84
	Gerald Carter	10	109	vs. Chicago	10/21/84
	Kevin House (10)	10	100	at Kansas City	10/28/84
	Gerald Carter (2)	9	166	at San Francisco	11/18/84
	Kevin House (11)	6	105	at Green Bay	12/2/84
	Jimmie Giles (5)	7	112	vs. Chicago	10/6/85
	Kevin House (12)	6	100	vs. Chicago	10/6/85
	Jimmie Giles (6)	7	116	at Miami	10/20/85
HISTORY	Kevin House (13)	4	111	at Miami	10/20/85
	Jimmie Giles (7)	6	134	vs. St. Louis	11/10/85
	Kevin House (14)	4	131	vs. Indianapolis	12/15/85
	Gerald Carter (3)	7	143	at Green Bay	11/16/86
	Calvin Magee	8	143	at Chicago	12/7/86
	Steve Holloway #	8	107	vs. Minnesota	10/18/87
	Mark Carrier	8	212	at New Orleans	12/6/87
	Gerald Carter (4)	5	116	vs. St. Louis	12/20/87
	Bruce Hill	8	157	vs. Philadelphia	9/4/88
	Ron Hall	7	121	at Indianapolis	10/16/88
RECORDS	Bruce Hill (2)	7	162	at Indianapolis	10/16/88
	Mark Carrier (2)	9	142	vs. Miami	10/30/88
	Mark Carrier (3)	5	120	vs. New Orleans	9/24/89
	Mark Carrier (4)	6	105	vs. Chicago	10/8/89
	Bruce Hill (3)	6	107	vs. Chicago	10/8/89
	Mark Carrier (5)	8	106	at Washington	10/22/89
	Mark Carrier (6)	7	100	at Cincinnati	10/29/89
	Bruce Hill (4)	7	125	at Cincinnati	10/29/89
	James Wilder (3)	8	107	vs. Cleveland	11/5/89
	Mark Carrier (7)	6	164	at Chicago	11/19/89
SIDELINES	Mark Carrier (8)	7	104	vs. Green Bay	12/3/89
	Mark Carrier (9)	10	135	at Houston	12/10/89
	Mark Carrier (10)	4	131	at Detroit	12/17/89
	Mark Carrier (11)	6	101	vs. Pittsburgh	12/24/89
	Bruce Hill (5)	5	104	at Minnesota	9/30/90
	Mark Carrier (12)	6	113	vs. Dallas	10/21/90
	Willie Drewrey	2	119	vs. Atlanta	12/2/90
	Mark Carrier (13)	6	104	at Atlanta	11/17/91
	Lawrence Dawsey	8	100	at Miami	12/1/91
	Mark Carrier (14)	6	110	vs. Minnesota	12/8/91
	Mark Carrier (15)	7	115	vs. Green Bay	9/13/92
	Lawrence Dawsey (2)	5	107	vs. Green Bay	9/13/92
	Courtney Hawkins	5	102	at Chicago	10/18/92
	Lawrence Dawsey (3)	9	101	at Chicago	9/26/93
	Horace Copeland	2	104	at Atlanta	10/31/93
	450   RECORDS				

Courtney Hawkins (2)	8	112	vs. Washington	12/5/93
Courtney Hawkins (3)	8	105	at Denver	12/26/93
Horace Copeland (2)	7	101	vs. San Diego	1/2/94
Charles Wilson	4	176	vs. L.A. Rams	12/11/94
Lawrence Dawsey (4)	7	116	at Washington	12/18/94
Horace Copeland (3)	5	155	at Philadelphia	9/3/95
Jackie Harris	5	108	at Carolina	10/1/95
Alvin Harper	6	117	vs. Cincinnati	10/8/95
Jackie Harris (2)	10	122	at Green Bay	11/26/95
Horace Copeland (4)	8	122	vs. Green Bay	12/10/95
Courtney Hawkins (4)	8	111	at Detroit	9/8/96
Warrick Dunn	6	106	vs. Miami	9/21/97
Horace Copeland (5)	6	105	vs. Detroit	10/12/97
Bert Emanuel	5	106	vs. Tennessee	11/8/98
Reidel Anthony	2	126	at Jacksonville	11/15/98
Jacquez Green	7	164	vs. Kansas City	11/14/99
Warrick Dunn (2)	6	115	vs. Detroit	12/12/99
Jacquez Green (2)	10	113	at Chicago	1/2/00
Jacquez Green (3)	5	104	vs. Chicago	9/10/00
Jacquez Green (4)	11	131	at Minnesota	10/9/00
Keyshawn Johnson (1)	6	121	vs. Minnesota	10/29/00
Keyshawn Johnson (2)	7	116	vs. St. Louis	12/18/00
Keyshawn Johnson (3)*	6	106	at Philadelphia	12/31/00
Keyshawn Johnson (4)	8	140	at Tennessee	10/14/01
Keyshawn Johnson (5)	10	159	vs. Pittsburgh	10/21/01
Warrick Dunn (3)	12	138	vs. Chicago	11/18/01
Keyshawn Johnson (6)	10	101	vs. Detroit	12/9/01
Keyshawn Johnson (7)	7	119	at Chicago	12/16/01
Keenan McCardell	4	108	at Cincinnati	9/29/02
Keyshawn Johnson (8)	6	131	at Atlanta	10/6/02
Keyshawn Johnson (9)	9	133	vs. Minnesota	11/3/02
Keenan McCardell (2)	11	107	at New Orleans	12/1/02
Joe Jurevicius	8	100	vs. Atlanta	12/8/02
Keyshawn Johnson (10)	8	132	vs. Pittsburgh	12/23/02
Keyshawn Johnson (11)	9	102	vs. Carolina	9/14/03
Keenan McCardell (3)	4	106	vs. Indianapolis	10/6/03
Keenan McCardell (4)	3	119	at San Francisco	10/19/03
Keyshawn Johnson (12)	10	124	vs. New Orleans	11/2/03
Keenan McCardell (5)	9	118	at Carolina	11/9/03
Keenan McCardell (6)	6	122	vs. Atlanta	12/20/03
Bill Schroeder	4	126	at Oakland	9/26/04
Michael Clayton	8	142	at St. Louis	10/18/04
Michael Pittman	8	134	at Carolina	11/28/04
Michael Clayton (2)	9	145	at San Diego	12/12/04
Joey Galloway	7	166	vs. Detroit	10/2/05
Joey Galloway (2)	8	149	at San Francisco	10/30/05
Joey Galloway (3)	7	131	vs. Washington	11/13/05
Joey Galloway (4)	7	138	vs. Chicago	11/27/05
Joey Galloway (5)	9	161	at Atlanta	9/17/06
Joey Galloway (6)	4	110	at New Orleans	10/8/06
Joey Galloway (7)	3	107	at Chicago	12/17/06
Joey Galloway (8)	8	118	vs. Seattle	12/31/06
Joey Galloway (9)	4	135	vs. New Orleans	9/16/07
Ike Hilliard	7	114	at Carolina	9/30/07
Joey Galloway (10)	6	115	vs. Jacksonville	10/28/07
Joey Galloway (11)	7	159	at New Orleans	12/2/07
Antonio Bryant	10	138	at Chicago	9/21/08
Antonio Bryant (2)	6	115	vs. Seattle	10/19/08
Antonio Bryant (3)	8	115	at Kansas City	11/2/08
Antonio Bryant (4)	9	200	at Carolina	12/8/08
Antonio Bryant (5)	8	108	at Atlanta	12/14/08
Antonio Bryant (6)	6	127	vs. San Diego	12/21/08
Kellen Winslow	9	102	at Philadelphia	10/11/09
Kellen Winslow (2)	7	102	at Miami	11/15/09
Antonio Bryant (7)	5	116	at Carolina	12/6/09
Mike Williams	4	105	at Arizona	10/31/10
Arrelious Benn	4	122	at Washington	12/12/10
Kellen Winslow (3)	9	132	at Green Bay	11/20/11

## OWNERSHIP

## PLAYERS

## 2016 IN REVIEW

## HISTORY

## RECORDS

## SIDELINES

OWNERSHIP

Vincent Jackson	5	128	at N.Y. Giants	9/16/12
Vincent Jackson (2)	6	100	vs. Washington	9/30/12
Mike Williams (2)	4	115	vs. Washington	9/30/12
Mike Williams (3)	4	113	vs. Kansas City	10/14/12
Vincent Jackson (3)	7	216	vs. New Orleans	10/21/12
Vincent Jackson (4)	6	131	vs. Philadelphia	12/9/12
Vincent Jackson (5)	7	108	vs. St. Louis	12/23/12
Mike Williams (4)	7	132	vs. St. Louis	12/23/12
Vincent Jackson (6)	7	154	at N.Y. Jets	9/8/13
Vincent Jackson (7)	9	114	vs. Philadelphia	10/13/13
Vincent Jackson (8)	10	138	at Atlanta	10/20/13
Vincent Jackson (9)	10	165	vs. Atlanta	11/17/13
Tiquan Underwood	3	108	at Detroit	11/24/13
Vincent Jackson (10)	8	144	at New Orleans	10/5/14
Mike Evans	7	124	at Cleveland	11/2/14
Mike Evans (2)	7	125	vs. Atlanta	11/9/14
Mike Evans (3)	7	209	at Washington	11/16/14
Vincent Jackson (11)	5	117	at Chicago	11/23/14
Louis Murphy	6	113	at Chicago	11/23/14
Vincent Jackson (12)	10	159	at Detroit	12/7/14
Austin Seferian-Jenkins	5	110	vs. Tennessee	9/13/15
Mike Evans (4)	7	101	at Houston	9/27/15
Vincent Jackson (13)	10	147	vs. Carolina	10/4/15
Mike Evans (5)	8	164	at Washington	10/25/15
Mike Evans (6)	8	150	vs. N.Y. Giants	11/8/15
Mike Evans (7)	8	126	vs. Dallas	11/15/15
Mike Evans (8)	9	157	at St. Louis	12/17/15
Mike Evans (9)	10	132	vs. Los Angeles	9/25/16
Adam Humphries	9	100	vs. Los Angeles	9/25/16
Mike Evans (10)	11	150	vs. Atlanta	11/3/16
Mike Evans (11)	6	105	at Kansas City	11/20/16
Mike Evans (12)	8	104	vs. Seattle	11/27/16

PLAYERS

2016 IN REVIEW

# Replacement game

\* Playoff game

100-YARD RECEIVERS SUMMARY (\*Includes one playoff game)

Mark Carrier (15), Kevin House (14), Vincent Jackson (13), Mike Evans (12), Keyshawn Johnson (12\*), Joey Galloway (11), Antonio Bryant (7), Jimmie Giles (7), Keenan McCardell (6), Horace Copeland (5), Bruce Hill (5), Gerald Carter (4), Lawrence Dawsey (4), Jacques Green (4), Courtney Hawkins (4), Morris Owens (4), Mike Williams (4), Warrick Dunn (3), James Wilder (3), Kellen Winslow (3), Michael Clayton (2), Jackie Harris (2), Reidel Anthony (1), Arrelious Benn (1), Willie Drewrey (1), Jerry Eckwood (1), Bert Emanuel (1), Isaac Hagins (1), Ron Hall (1), Alvin Harper (1), Ike Hilliard (1), Steve Holloway (1), Adam Humphries (1), Joe Jurevicius (1), Calvin Magee (1), Louis Murphy (1), Michael Pittman (1), Bill Schroeder (1), Austin Seferian-Jenkins (1), Tiquan Underwood (1), Charles Wilson (1).

300-YARD PASSING GAMES (70)

PLAYER	ATT.	COMP.	YARDS	TD	OPPONENT	DATE
Doug Williams	35	16	311	1	vs. Minnesota	10/1/78
Doug Williams (2)	56	30	343	3	vs. Cleveland	9/28/80
Doug Williams (3)	45	21	302	3	vs. Pittsburgh	11/9/80
Doug Williams (4)	55	30	486	4	at Minnesota	11/16/80
Doug Williams (5)	29	16	350	1	vs. Chicago	12/20/80
Doug Williams (6)	40	17	324	1	at Chicago	9/20/81
Doug Williams (7)	30	16	335	2	at Oakland	10/18/81
Doug Williams (8)	29	19	336	2	vs. Atlanta	12/6/81
Doug Williams (9)	35	22	321	1	vs. San Diego	12/13/81
Doug Williams (10)	49	25	367	2	vs. Chicago	1/2/83
Jack Thompson	40	30	316	1	vs. Cincinnati	9/25/83
Jack Thompson (2)	46	25	337	3	at San Francisco	12/4/83
Jack Thompson (3)	42	28	373	3	at Detroit	12/18/83
Steve DeBerg	41	26	316	2	at San Francisco	11/18/84
Steve DeBerg (2)	44	27	322	2	vs. L.A. Rams	11/25/84
Steve DeBerg (3)	43	23	346	2	vs. Chicago	10/6/85
Steve DeBerg (4)	32	19	365	4	at Miami	10/20/85
Steve DeBerg (5)	34	24	333	5	vs. Atlanta	9/13/87
Steve DeBerg (6)	37	23	303	3	at St. Louis	11/8/87
Vinny Testaverde	47	22	369	2	at New Orleans	12/6/87
Vinny Testaverde (2)	45	21	324	2	vs. Philadelphia	9/4/88
Vinny Testaverde (3)	37	20	300	1	vs. Green Bay	10/2/88

RECORDS

SIDELINES

452 | RECORDS

Vinny Testaverde (4)	42	25	469	2	at Indianapolis	10/16/88
Vinny Testaverde (5)	52	22	305	1	at Chicago	11/6/88
Vinny Testaverde (6)	38	19	311	3	at Washington	10/22/89
Vinny Testaverde (7)	39	23	336	3	at Cincinnati	10/29/89
Vinny Testaverde (8)	50	27	370	2	vs. Cleveland	11/5/89
Vinny Testaverde (9)	48	31	328	2	at Houston	12/10/89
Vinny Testaverde (10)	33	17	351	2	vs. Atlanta	12/2/90
Vinny Testaverde (11)	41	23	330	2	vs. Minnesota	12/8/91
Vinny Testaverde (12)	25	22	363	2	vs. Green Bay	9/13/92
Craig Erickson	28	18	318	4	at Atlanta	10/31/93
Craig Erickson (2)	24	19	313	3	vs. Indianapolis	9/11/94
Trent Dilfer	48	27	312	0	at Green Bay	11/26/95
Trent Dilfer (2)	40	30	327	0	at San Diego	11/17/96
Trent Dilfer (3)	39	25	301	2	at Minnesota	10/3/99
Brad Johnson	56	40	399	0	vs. Chicago	11/18/01
Brad Johnson (2)	54	31	305	1	vs. Detroit	12/9/01
Brad Johnson (3)	31	24	313	5	vs. Minnesota	11/3/02
Brad Johnson (4)	61	34	339	1	vs. Carolina	9/14/03
Brad Johnson (5)	39	26	318	3	vs. Indianapolis	10/6/03
Brad Johnson (6)	46	27	321	2	vs. New Orleans	11/2/03
Brad Johnson (7)	48	34	346	4	vs. Atlanta	12/20/03
Brad Johnson (8)	36	22	309	2	at Oakland	9/26/04
Brian Griese	39	27	347	2	at Carolina	11/28/04
Brian Griese (2)	50	36	392	3	at San Diego	12/12/04
Brian Griese (3)	41	30	321	3	vs. Carolina	12/26/04
Brian Griese (4)	39	22	302	2	vs. Detroit	10/2/05
Chris Simms	53	28	313	0	at Atlanta	9/17/06
Jeff Garcia	45	37	316	2	at Detroit	10/21/07
Luke McCown	37	29	313	2	at New Orleans	12/2/07
Brian Griese (5)	67	38	407	2	at Chicago	9/21/08
Jeff Garcia (2)	36	27	310	1	vs. Seattle	10/19/08
Jeff Garcia (3)	43	31	339	1	at Kansas City	11/2/08
Jeff Garcia (4)	38	24	321	2	at Carolina	12/8/08
Josh Freeman	44	23	321	0	at Carolina	12/6/09
Josh Freeman (2)	41	23	303	2	vs. New Orleans	10/16/11
Josh Freeman (3)	38	28	342	2	at Green Bay	11/20/11
Josh Freeman (4)	26	15	328	3	vs. Kansas City	10/14/12
Josh Freeman (5)	42	24	420	3	vs. New Orleans	10/21/12
Josh Freeman (6)	54	30	372	1	vs. St. Louis	12/23/12
Mike Glennon	42	21	302	2	at Pittsburgh	9/28/14
Mike Glennon (2)	44	24	314	2	vs. Baltimore	10/12/14
Josh McCown	43	27	301	2	vs. Atlanta	11/9/14
Josh McCown (2)	48	25	341	1	at Chicago	11/23/14
<b>Jameis Winston</b>	<b>50</b>	<b>29</b>	<b>363</b>	<b>2</b>	<b>at St. Louis</b>	<b>12/17/15</b>
<b>Jameis Winston (2)</b>	<b>47</b>	<b>29</b>	<b>325</b>	<b>0</b>	<b>at Carolina</b>	<b>1/3/16</b>
<b>Jameis Winston (3)</b>	<b>58</b>	<b>36</b>	<b>405</b>	<b>3</b>	<b>vs. Los Angeles</b>	<b>9/25/16</b>
<b>Jameis Winston (4)</b>	<b>33</b>	<b>23</b>	<b>312</b>	<b>2</b>	<b>vs. Chicago</b>	<b>11/13/16</b>
<b>Jameis Winston (5)</b>	<b>39</b>	<b>24</b>	<b>331</b>	<b>1</b>	<b>at Kansas City</b>	<b>11/20/16</b>

\* Playoff game

### 300-YARD PASSERS SUMMARY

Vinny Testaverde (12), Doug Williams (10), Brad Johnson (8), Steve DeBerg (6), Josh Freeman (6), Brian Griese (5), **Jameis Winston** (5), Jeff Garcia (4), Trent Dilfer (3), Jack Thompson (3), Craig Erickson (2), Mike Glennon (2), Josh McCown (2), Luke McCown (1), Chris Simms (1)

OWNERSHIP

PLAYERS

2016 IN REVIEW

HISTORY

RECORDS

SIDELINES



## MULTIPLE-SACK GAMES (163)

PLAYER	SACKS	OPPONENT	DATE
Lee Roy Selmon	2.0	at Houston	9/12/76
Council Rudolph	2.0	vs. Miami	10/24/76
Lee Roy Selmon (2)	2.0	at Philadelphia	9/18/77
Council Rudolph (2)	2.0	at Detroit	11/20/77
Lee Roy Selmon (3)	2.0	vs. Atlanta	11/27/77
Lee Roy Selmon (4)	2.0	vs. Chicago	12/4/77
Lee Roy Selmon (5)	3.0	at New Orleans	12/11/77
Lee Roy Selmon (6)	3.0	at Minnesota	9/17/78
Lee Roy Selmon (7)	2.0	at N.Y. Giants	10/15/78
Dave Pear	2.0	vs. Chicago	10/22/78
Dave Pear (2)	3.0	at San Francisco	12/10/78
Charley Hannah	2.0	at San Francisco	12/10/78
Randy Crowder	2.0	at Baltimore	9/9/79
David Lewis	2.0	at Baltimore	9/9/79
Lee Roy Selmon (8)	2.0	at Baltimore	9/9/79
Lee Roy Selmon (9)	2.0	at Green Bay	9/16/79
Lee Roy Selmon (10)	2.0	vs. L.A. Rams	9/23/79
Lee Roy Selmon (11) *	2.0	vs. Philadelphia	12/29/79
Randy Crowder (2)	2.0	at Cincinnati	9/7/80
Dave Stalls	2.0	vs. Detroit	11/23/80
David Logan	2.0	vs. Minnesota	12/7/80
Lee Roy Selmon (12)	3.0	at Detroit	12/14/80
Lee Roy Selmon (13)	2.0	vs. Minnesota	9/5/81
Hugh Green	2.0	vs. Denver	11/15/81
Lee Roy Selmon (14)	2.0	at New Orleans	11/29/81
Lee Roy Selmon (15)	2.0	at Detroit	12/20/81
Andy Hawkins	2.0	vs. Washington	9/19/82
Dave Stalls (2)	2.0	vs. Chicago	1/2/83
Lee Roy Selmon (16)	2.0	vs. Detroit	9/4/83
David Logan (2)	2.0	at Dallas	10/9/83
Lee Roy Selmon (17)	3.0	vs. New Orleans	10/23/83
David Logan (3)	2.0	at Pittsburgh	10/30/83
Lee Roy Selmon (18)	2.0	at Minnesota	11/6/83
David Logan (4)	2.0	vs. Minnesota	10/7/84
John Cannon	2.0	vs. N.Y. Jets	12/16/84
Hugh Green (2)	2.0	vs. N.Y. Jets	12/16/84
Lee Roy Selmon (19)	2.0	vs. N.Y. Jets	12/16/84
Ron Holmes	2.0	vs. L.A. Rams	10/13/85
David Logan (5)	2.0	vs. L.A. Rams	10/13/85
David Logan (6)	2.0	at N.Y. Giants	11/3/85
Kevin Kellin	2.5	vs. Atlanta	9/13/87
Calvin Turner #	3.0	vs. Minnesota	10/18/87
Miles Turpin #	2.0	vs. Minnesota	10/18/87
Ron Holmes (2)	2.5	vs. Chicago	10/25/87
Chris Washington	2.0	at Green Bay	11/1/87
Chris Washington (2)	2.0	at St. Louis	11/8/87
Curt Jarvis	2.0	at L.A. Rams	11/29/87
Ron Holmes (3)	3.0	vs. St. Louis	12/20/87
Ron Holmes (4)	2.0	vs. Minnesota	10/23/88
Kevin Murphy	2.0	vs. San Francisco	9/17/89
Kevin Murphy (2)	2.0	vs. New Orleans	9/24/89
Ray Goff	2.0	vs. Detroit	10/15/89
Reuben Davis	2.0	at Chicago	11/19/89
Ervin Randle	3.0	at Detroit	9/9/90
Broderick Thomas	3.0	at Dallas	10/7/90
Broderick Thomas (2)	2.0	vs. Chicago	11/4/90
Broderick Thomas (3)	2.0	at Detroit	9/29/91
Keith McCants	2.0	vs. Green Bay	10/27/91
Tim Newton	2.0	vs. Green Bay	10/27/91
Broderick Thomas (4)	2.0	vs. Detroit	11/10/91
Broderick Thomas (5)	2.0	vs. N.Y. Giants	11/24/91
Broderick Thomas (6)	2.0	vs. Indianapolis	12/22/91
Santana Dotson	2.0	vs. Phoenix	9/6/92
Santana Dotson (2)	2.0	vs. Green Bay	9/13/92
Ray Seals	2.0	vs. Green Bay	9/13/92

Broderick Thomas (7)	3.0	at Minnesota	9/20/92	OWNERSHIP
Santana Dotson (3)	2.0	vs. Minnesota	11/8/92	
Ray Seals (2)	2.0	vs. Minnesota	11/8/92	
Keith McCants (2)	2.0	vs. Chicago	11/15/92	
Ray Seals (3)	2.0	at Chicago	9/26/93	
Eric Curry	2.0	at Minnesota	10/10/93	
Chidi Ahanotu	2.0	vs. Jacksonville	11/19/95	
Eric Curry (2)	2.0	vs. Detroit	12/23/95	
Warren Sapp	2.0	vs. Seattle	9/22/96	
Lonnie Marts	2.0	vs. Oakland	11/10/96	
Warren Sapp (2)	2.0	at Minnesota	12/15/96	PLAYERS
Hardy Nickerson	2.0	vs. Chicago	12/22/96	
Warren Sapp (3)	2.5	vs. San Francisco	8/31/97	
Brad Culpepper	3.0	vs. Arizona	9/28/97	
Chidi Ahanotu (2)	2.0	vs. Arizona	9/28/97	
Chidi Ahanotu (3)	2.0	at Green Bay	10/5/97	
Brad Culpepper (2)	3.0	at Atlanta	11/9/97	
Chidi Ahanotu (4)	2.0	at N.Y. Giants	11/30/97	
Warren Sapp (4)	2.0	vs. Chicago	12/21/97	
Warren Sapp (5) *	3.0	at Green Bay	1/4/98	2016 IN REVIEW
Warren Sapp (6)	2.0	at Green Bay	9/13/98	
Brad Culpepper (3)	2.0	vs. Green Bay	12/7/98	
Regan Upshaw	2.0	vs. Green Bay	12/7/98	
Steve White	2.0	vs. Pittsburgh	12/13/98	
John Lynch	2.0	at Washington	12/19/98	
Chidi Ahanotu (5)	3.0	at Philadelphia	9/19/99	
Warren Sapp (7)	3.0	at Philadelphia	9/19/99	
Marcus Jones	2.0	at Philadelphia	9/19/99	
Marcus Jones (2)	2.0	at Green Bay	10/10/99	HISTORY
Warren Sapp (8)	2.0	at Green Bay	10/10/99	
Brad Culpepper (4)	2.0	vs. Minnesota	12/6/99	
Steve White (2) *	2.0	vs. Washington	1/15/00	
Ronde Barber	2.5	vs. Chicago	9/10/00	
Anthony McFarland	2.5	at Detroit	9/17/00	
Warren Sapp (9)	3.0	at Detroit	9/17/00	
Marcus Jones (3)	2.0	at Minnesota	10/9/00	
Marcus Jones (4)	4.0	vs. Detroit	10/19/00	
Warren Sapp (10)	2.0	vs. Detroit	10/19/00	RECORDS
Warren Sapp (11)	2.0	vs. Buffalo	11/26/00	
Warren Sapp (12)	2.0	at St. Louis	12/18/00	
Warren Sapp (13)	2.0	at Detroit	11/11/01	
Steve White (3)	2.0	vs. Chicago	11/18/01	
Warren Sapp (14)	2.0	at St. Louis	11/26/01	
Simeon Rice	2.0	at Cincinnati	12/2/01	
Simeon Rice (2)	2.0	at Chicago	12/16/01	
Simeon Rice (3)	2.0	vs. New Orleans	12/23/01	
Simeon Rice (4) *	2.0	at Philadelphia	1/12/02	SIDELINES
Warren Sapp (15)	2.0	at Cincinnati	9/29/02	
Warren Sapp (16)	2.0	vs. Cleveland	10/13/02	
Simeon Rice (5)	2.0	at Carolina	10/27/02	
Simeon Rice(6)	2.0	vs. Minnesota	11/3/02	
Simeon Rice (7)	2.0	vs. Carolina	11/17/02	
Simeon Rice (8)	2.0	vs. Green Bay	11/24/02	
Simeon Rice (9)	3.0	at New Orleans	12/1/02	
Simeon Rice (10) **	2.0	vs. Oakland	1/26/03	
Simeon Rice (11)	2.0	at Philadelphia	9/8/03	
Simeon Rice (12)	4.0	at Washington	10/12/03	OWNERSHIP
Warren Sapp (17)	2.0	at Washington	10/12/03	
Simeon Rice (13)	2.0	at Carolina	11/9/03	
Warren Sapp (18)	2.0	vs. N.Y. Giants	11/24/03	
Simeon Rice (14)	3.0	at New Orleans	12/7/03	
Greg Spires	2.5	vs. Houston	12/14/03	
Anthony McFarland (2)	2.0	vs. Seattle	9/19/04	
Greg Spires (2)	2.0	at St. Louis	10/18/04	
Simeon Rice (15)	2.0	vs. Chicago	10/24/04	
Simeon Rice (16)	2.0	vs. Atlanta	12/5/04	OWNERSHIP
Derrick Brooks	2.0	vs. Atlanta	12/5/04	
Simeon Rice (17)	3.0	vs. New Orleans	12/19/04	

OWNERSHIP

PLAYERS

2016 IN REVIEW

HISTORY

RECORDS

SIDELINES

Simeon Rice (18)	2.0	vs. Washington	11/13/05
Simeon Rice (19)	2.0	vs. Atlanta	12/24/05
Simeon Rice (20)	2.0	vs. New Orleans	1/1/06
Ellis Wyms	2.0	vs. Cincinnati	10/15/06
Greg Spires (3)	2.0	at Cleveland	12/24/06
Gaines Adams	2.0	at Atlanta	11/18/07
Stylez G. White	2.0	at Atlanta	11/18/07
Stylez G. White (2)	2.5	at Houston	12/9/07
Gaines Adams (2)	2.0	vs. Atlanta	9/14/08
Gaines Adams (3)	2.0	at Dallas	10/26/08
Jimmy Wilkerson	2.0	at Detroit	11/23/08
Jimmy Wilkerson (2)	3.0	at Philadelphia	10/11/09
Stylez G. White (3)	2.5	at Atlanta	11/29/09
Tim Crowder	2.0	at Carolina	9/19/10
Gerald McCoy	2.0	at Baltimore	11/28/10
Geno Hayes	2.0	vs. Seattle	12/26/10
Michael Bennett	2.0	vs. Indianapolis	10/3/11
Michael Bennett (2)	2.0	at Dallas	9/23/12
Gerald McCoy (2)	2.0	at Dallas	9/23/12
Michael Bennett (3)	2.0	vs. Philadelphia	12/9/12
Gerald McCoy (3)	2.0	vs. Philadelphia	12/9/12
Lavonte David	2.0	at N.Y. Jets	9/8/13
Mason Foster	2.0	at N.Y. Jets	9/8/13
Gerald McCoy (4)	3.0	vs. Atlanta	11/17/13
Michael Johnson	2.0	at Pittsburgh	9/28/14
Gerald McCoy (5)	2.0	at Cleveland	11/2/14
Jacquies Smith	2.0	at Washington	11/16/14
Jacquies Smith (2)	2.0	at Detroit	12/7/14
Jacquies Smith (3)	3.0	at New Orleans	9/20/15
Howard Jones	2.0	vs. Jacksonville	10/11/15
William Gholston	2.0	vs. Atlanta	12/6/15
Lavonte David (2)	2.0	vs. Carolina	1/1/17

# Replacement game      \* Playoff game      \*\* Super Bowl XXXVII

**MULTIPLE-SACK GAMES SUMMARY** (\*Includes one playoff game and \*\*Super Bowl XXXVII)

Simeon Rice (20\*\*), Lee Roy Selmon (19), Warren Sapp (18), Broderick Thomas (7), David Logan (6), Chidi Ahanotu (5), **Gerald McCoy (5)**, Brad Culpepper (4), Ron Holmes (4), Marcus Jones (4), Gaines Adams (3), Michael Bennett (3) Santana Dotson (3), Ray Seals (3), **Jacquies Smith (3)**, Greg Spires (3), Chris Washington (3), Steve White (3), Stylez G. White (3), Randy Crowder (2), Eric Curry (2), **Lavonte David (2)**, Hugh Green (2), Keith McCants (2), Anthony McFarland (2), Kevin Murphy (2), Dave Pear (2), Council Rudolph (2), Dave Stalls (2), Jimmy Wilkerson (2), Ronde Barber (1), Derrick Brooks (1), John Cannon (1), Tim Crowder (1), Reuben Davis (1), Mason Foster (1), **William Gholston (1)**, Ray Goff (1), Charley Hannah (1), Andy Hawkins (1), Geno Hayes (1), Curt Jarvis (1), Michael Johnson (1), Howard Jones (1), Kevin Kellin (1), David Lewis (1), John Lynch (1), Lonnie Marts (1), Tim Newton (1), Hardy Nickerson (1), Ervin Randle (1), Miles Turpin (1), Calvin Turner (1), Regan Upshaw (1), Ellis Wyms (1)

## TOP OPPONENT PERFORMANCES

### 100-YARD RUSHING GAMES (151)

PLAYER	ATT.	YARDS	OPPONENT	DATE
Ronnie Coleman	25	142	at Houston	9/12/76
Bob Malone	22	118	vs. Miami	10/24/76
Otis Armstrong	18	116	at Denver	11/7/76
Clark Gaines	27	103	at N.Y. Jets	11/14/76
Rocky Bleier	29	118	at Pittsburgh	12/5/76
Andy Johnson	14	127	vs. New England	12/12/76
Walter Payton	33	101	vs. Chicago	12/4/77
Haskel Stanback	23	112	vs. Atlanta	9/24/78
Horace King	12	104	at Detroit	11/12/78
Roland Harper	25	144	at Chicago	11/26/78
Walter Payton (2)	27	105	at Chicago	11/26/78
Billy Taylor	33	148	at Chicago	10/7/79
Cullen Bryant *	18	106	vs. L.A. Rams	1/6/80
Tony Dorsett	20	100	at Dallas	9/21/80
Walter Payton (3)	28	133	at Chicago	10/6/80
Earl Campbell	33	203	at Houston	10/19/80
Walter Payton (4)	29	130	vs. Chicago	12/20/80
Wilbert Montgomery	22	119	at Philadelphia	10/25/81
Ted Brown	31	129	at Minnesota	11/8/81

456 | RECORDS

George Rogers	23	120	at New Orleans	11/29/81
John Riggins	34	136	vs. Washington	9/19/82
Walter Payton (5)	26	109	vs. Chicago	1/2/83
Tony Dorsett (2) *	26	110	at Dallas	1/9/83
Walter Payton (6)	22	106	vs. Chicago	11/20/83
Matt Suhey	19	112	vs. Chicago	11/20/83
Wendell Tyler	16	102	at San Francisco	12/4/83
Billy Sims	16	100	at Detroit	10/14/84
Eric Dickerson	28	191	vs. L.A. Rams	11/25/84
Walter Payton (7)	17	120	at Chicago	9/8/85
Joe Morris	26	132	at N.Y. Giants	11/3/85
Gerry Ellis	9	101	at Green Bay	12/1/85
Eddie Lee Ivery	13	109	at Green Bay	12/1/85
Randy McMillan	13	108	vs. Indianapolis	12/15/85
Gerald Riggs	27	129	vs. Atlanta	9/28/86
Eric Dickerson (2)	30	207	at L.A. Rams	10/5/86
Stump Mitchell	20	126	vs. St. Louis	10/12/86
Reuben Mayes	24	172	at New Orleans	10/19/86
Walter Payton (8)	20	139	vs. Chicago	11/9/86
Neal Anderson	16	115	at Chicago	9/20/87
Darrin Nelson	17	103	at Minnesota	11/15/87
Charles White	29	137	at L.A. Rams	11/29/87
Stump Mitchell (2)	23	101	vs. St. Louis	12/20/87
Eric Dickerson (3)	33	196	at Indianapolis	12/27/87
Stump Mitchell (3)	18	110	vs. Phoenix	9/18/88
James Brooks	17	131	at Cincinnati	10/29/89
Neal Anderson (2)	15	100	at Chicago	11/19/89
Barry Sanders	21	104	at Detroit	12/17/89
Emmitt Smith	23	121	at Dallas	10/7/90
Craig Heyward	20	155	at New Orleans	11/11/90
Mike Rozier	23	115	vs. Atlanta	12/2/90
Barry Sanders (2)	27	160	at Detroit	9/29/91
Terry Allen	14	127	at Minnesota	11/3/91
Barry Sanders (3)	23	118	vs. Detroit	11/10/91
Mark Higgs	25	131	at Miami	12/1/91
Herschel Walker	16	126	vs. Minnesota	12/8/91
Barry Sanders (4)	21	122	vs. Detroit	10/25/92
Marion Butts	22	104	at San Diego	11/22/92
Rodney Hampton	29	134	at N.Y. Giants	9/12/93
Neal Anderson (3)	23	104	at Chicago	9/26/93
Barry Sanders (5)	22	130	vs. Detroit	10/3/93
Darrell Thompson	21	105	vs. Green Bay	10/24/93
Barry Sanders (6)	29	187	at Detroit	11/7/93
Reggie Brooks	20	128	vs. Washington	12/5/93
Marshall Faulk	18	104	vs. Indianapolis	9/11/94
Barry Sanders (7)	20	166	vs. Detroit	10/2/94
Ricky Watters	14	103	at San Francisco	10/23/94
Terry Allen (2)	17	113	vs. Minnesota	10/30/94
Barry Sanders (8)	26	237	at Detroit	11/13/94
Chris Warren	16	116	at Seattle	11/20/94
Edgar Bennett	21	100	vs. Green Bay	12/24/94
Derrick Moore	21	123	at Carolina	10/1/95
Rashaan Salaam	27	134	at Chicago	12/17/95
Barry Sanders (9)	20	125	at Detroit	9/8/96
Terrell Davis	22	137	at Denver	9/15/96
Robert Smith	18	133	vs. Minnesota	10/8/96
Raymont Harris	19	118	at Chicago	11/3/96
Anthony Johnson	26	111	at Carolina	12/1/96
Leroy Hoard	20	101	at Minnesota	12/15/96
Barry Sanders (10)	24	215	vs. Detroit	10/12/97
Raymont Harris (2)	33	116	at Chicago	11/23/97
Dorsey Levens*	25	112	at Green Bay	1/4/98
Barry Sanders (11)	27	131	at Detroit	9/28/98
Eddie George	27	134	vs. Tennessee	11/8/98
Fred Taylor	20	128	at Jacksonville	11/15/98
Greg Hill	16	123	at Detroit	10/31/99
Napolean Kaufman	8	122	at Oakland	12/19/99
Tyrone Wheatley	19	111	at Oakland	12/19/99

## OWNERSHIP

## PLAYERS

## 2016 IN REVIEW

## HISTORY

## RECORDS

## SIDELINES

## OWNERSHIP

Stephen Davis	28
James Stewart	29
Jerome Bettis	17
Ahman Green	24
Anthony Thomas	31
Deuce McAllister	31
Duce Staley	24
Michael Bennett	10
Stephen Davis (2)	33
Garrison Hearst	20
Deuce McAllister (2)	26
Ahman Green (2)	21
Fred Taylor (2)	29
Clinton Portis	29
Tyrone Wheatley (2)	18
Deuce McAllister (3)	21
Nick Goings	23
LaDainian Tomlinson	25
Nick Goings (2)	33
Kevan Barlow	26
Clinton Portis (2)	23
Warrick Dunn	21
Michael Vick	14
Deuce McAllister (4)	15
Brian Westbrook	13
Shaun Alexander	27
Steven Jackson	30
Kenton Keith	28
DeAngelo Williams	20
Jamaal Charles	18
Jonathan Stewart	15
DeAngelo Williams (2)	19
Michael Turner	32
Michael Bush	27
Fred Jackson	28
Ahmad Bradshaw	14
Jonathan Stewart (2)	17
DeAngelo Williams (3)	30
Ricky Williams	20
Jonathan Stewart (3)	26
Jason Snelling	25
Rashard Mendenhall	19
Cedric Benson	23
Chris Ivory	15
Steven Jackson (2)	22
Michael Turner (2)	24
Mike Goodson	23
Ryan Torain	24
Maurice Morris	15
Adrian Peterson	25
Frank Gore	20
Matt Forte	25
Chris Johnson	23
Felix Jones	22
Michael Turner (3)	17
Alfred Morris	21
Adrian Peterson (2)	15
LeSean McCoy	25
Marshawn Lynch	21
Zac Stacy	33
Justin Forsett	14
Alfred Blue	31
Jordan Howard	15
Ezekiel Elliott	23

## PLAYERS

## 2016 IN REVIEW

## HISTORY

## RECORDS

## SIDELINES

141	at Washington	10/1/00
116	vs. Detroit	10/19/00
143	vs. Pittsburgh	10/21/01
169	at Green Bay	11/4/01
173	at Chicago	12/16/01
109	vs. New Orleans	9/8/02
152	at Philadelphia	10/20/02
114	vs. Minnesota	11/3/02
142	vs. Carolina	9/14/03
117	at San Francisco	10/19/03
110	vs. New Orleans	11/2/03
109	vs. Green Bay	11/16/03
118	at Jacksonville	11/30/03
148	at Washington	9/12/04
102	at Oakland	9/26/04
102	at New Orleans	10/10/04
106	at Carolina	11/28/04
131	at San Diego	12/12/04
127	vs. Carolina	12/26/04
101	at San Francisco	10/30/05
144	vs. Washington	11/13/05
134	at Atlanta	9/17/06
127	at Atlanta	9/17/06
123	at New Orleans	10/8/06
101	vs. Philadelphia	10/22/06
105	at Seattle	9/9/07
115	vs. St. Louis	9/23/07
121	at Indianapolis	10/7/07
121	vs. Carolina	12/30/07
106	at Kansas City	11/2/08
115	at Carolina	12/8/08
186	at Carolina	12/8/08
152	at Atlanta	12/14/08
177	vs. Oakland	12/28/08
163	at Buffalo	9/20/09
104	vs. N.Y. Giants	9/27/09
110	vs. Carolina	10/18/09
152	vs. Carolina	10/18/09
102	at Miami	11/15/09
120	at Carolina	12/6/09
147	vs. Atlanta	1/3/10
143	vs. Pittsburgh	9/26/10
144	at Cincinnati	10/10/10
158	vs. New Orleans	10/17/10
110	vs. St. Louis	10/24/10
107	at Atlanta	11/7/10
100	vs. Carolina	11/14/10
172	at Washington	12/12/10
109	vs. Detroit	12/19/10
120	at Minnesota	9/18/11
125	at San Francisco	10/9/11
145	vs. Chicago (London)	10/23/11
190	at Tennessee	11/27/11
108	vs. Dallas	12/17/11
172	at Atlanta	1/1/12
113	vs. Washington	9/30/12
123	at Minnesota	10/25/12
116	vs. Philadelphia	10/13/13
125	at Seattle	11/3/13
104	at St. Louis	12/22/13
111	vs. Baltimore	10/12/14
139	at Houston	9/27/15
100	vs. Chicago	11/13/16
159	at Dallas	12/18/16

\* *Playoff game*

**100-YARD RUSHERS SUMMARY** (\*Includes one playoff game)

Barry Sanders (11), Walter Payton (8), Deuce McAllister (4), Neal Anderson (3), Eric Dickerson (3), Stump Mitchell (3), Jonathan Stewart (3), Michael Turner (3), DeAngelo Williams (3), Terry Allen (2), Stephen Davis (2), Tony Dorsett (2\*), Nick Goings (2), Ahman Green (2), Raymont Harris (2), Steven Jackson (2), Adrian Peterson (2), Clinton Portis (2), Fred Taylor (2), Tyrone Wheatley (2), Shaun Alexander (1), Otis Armstrong (1), Kevan Barlow (1), Edgar Bennett (1), Michael Bennett (1), Cedric Benson (1), Jerome Bettis (1), Rocky Bleier (1), Ahmad Bradshaw (1), James Brooks (1), Reggie Brooks (1), Ted Brown (1), Cullen Bryant (1\*), Michael Bush (1), Marion Butts (1), Earl Campbell (1), Jamaal Charles (1), Ronnie Coleman (1), Terrell Davis (1), Warrick Dunn (1), Ezekiel Elliott (1), Gerry Ellis (1), Marshall Faulk (1), Justin Forsett (1), Matt Forte (1), Clark Gaines (1), Eddie George (1), Mike Goodson (1), Frank Gore (1), Rodney Hampton (1), Roland Harper (1), Garrison Hearst (1), Craig Heyward (1), Mark Higgs (1), Greg Hill (1), Leroy Hoard (1), Jordan Howard (1), Eddie Lee Ivey (1), Chris Ivory (1), Fred Jackson (1), Andy Johnson (1), Anthony Johnson (1), Chris Johnson (1), Felix Jones (1), Napoleon Kaufman (1), Kenton Keith (1), Horace King (1), Dorsey Levens (1\*), Marshawn Lynch (1), Bob Malone (1), Reuben Mayes (1), LeSean McCoy (1), Randy McMillan (1), Rashard Mendenhall (1), Wilbert Montgomery (1), Derrick Moore (1), Alfred Morris (1), Joe Morris (1), Maurice Morris (1), Darrin Nelson (1), John Riggins (1), Gerald Riggs (1), George Rogers (1), Mike Rozier (1), Rashaan Salaam (1), Billy Sims (1), Emmitt Smith (1), Robert Smith (1), Jason Snelling (1), Zac Stacy (1), Duane Staley (1), Haskel Stanback (1), James Stewart (1), Matt Suhey (1), Billy Taylor (1), Anthony Thomas (1), Darrell Thompson (1), LaDainian Tomlinson (1), Ryan Torain (1), Wendell Tyler (1), Michael Vick (1), Herschel Walker (1), Chris Warren (1), Ricky Watters (1), Brian Westbrook (1), Charles White (1), Ricky Williams (1)

**100-YARD RECEIVING GAMES (188)**

PLAYER	ATT.	YARDS	OPPONENT	DATE
Bob Chandler	5	110	vs. San Diego	12/26/76
Cliff Branch	5	110	at Oakland	11/28/76
Johnny Perkins	4	110	vs. N.Y. Giants	9/2/78
James Scott	5	105	vs. Chicago	10/22/78
Willie Miller	6	105	at L.A. Rams	11/5/78
David Hill	7	106	at Detroit	11/12/78
Paul Coffman	7	106	vs. Green Bay	10/21/79
Ahmad Rashad	7	117	at Minnesota	10/28/79
Fred Scott	9	148	at Detroit	11/11/79
Paul Coffman (2)	9	109	vs. Green Bay	10/12/80
Eddie Lee Ivey	11	128	vs. Green Bay	10/12/80
Aundra Thompson	7	102	vs. Green Bay	10/12/80
Sammy White	6	120	at Minnesota	11/16/80
Leonard Thompson	5	106	at Detroit	12/14/80
Joe Senser	8	101	at Minnesota	11/8/81
James Lofton	6	102	vs. Green Bay	11/22/81
Wes Chandler	8	112	vs. San Diego	12/13/81
Walter Payton	6	115	at Chicago	9/11/83
Ron Springs	11	126	at Dallas	10/9/83
Tony Galbreath	11	110	at Minnesota	11/6/83
Mike Jones	6	110	vs. Minnesota	10/7/84
Carlos Carson	7	131	at Kansas City	10/28/84
Emery Moorehead	8	114	vs. Chicago	10/6/85
Tony Collins	6	109	vs. New England	10/27/85
Al Toon	6	133	at N.Y. Jets	11/17/85
James Lofton (2)	6	106	at Green Bay	12/1/85
Mike Jones (2)	4	104	at Minnesota	12/8/85
Dwight Clark	7	100	vs. San Francisco	9/7/86
Jeff Chadwick	5	106	at Detroit	9/21/86
Charlie Brown	7	110	vs. Atlanta	9/28/86
Pete Metzelaars	7	113	vs. Buffalo	11/2/86
Willie Gault	4	116	vs. Chicago	11/9/86
Al Williams#	5	110	vs. San Diego	10/11/87
Robert Awalt	9	124	at St. Louis	11/8/87
Jerry Rice	7	103	vs. San Francisco	11/22/87
Eric Martin	2	101	at New Orleans	12/6/87
J.T. Smith	6	103	vs. Phoenix	9/18/88
Jay Novacek	5	102	vs. Phoenix	9/18/88
Walter Stanley	6	107	vs. Green Bay	10/2/88
Bill Brooks	7	139	at Indianapolis	10/16/88
Anthony Carter	6	123	vs. Minnesota	10/23/88
Jerry Rice (2)	8	122	vs. San Francisco	9/17/89
Tim McGee	5	127	at Cincinnati	10/29/89
Sterling Sharpe	8	169	vs. Green Bay	12/3/89
Jason Phillips	10	115	at Detroit	12/17/89
Louis Lipps	4	137	vs. Pittsburgh	12/24/89
Robert Clark	6	117	at Detroit	9/9/90
Hassan Jones	5	101	at Minnesota	9/30/90

## OWNERSHIP

## PLAYERS

## 2016 IN REVIEW

## HISTORY

## RECORDS

## SIDELINES

Sterling Sharpe (2)	7	139	vs. Green Bay	10/14/90
Hassan Jones (2)	7	162	vs. Minnesota	12/16/90
Anthony Carter (2)	8	106	vs. Minnesota	12/16/90
Brett Perriman	6	127	vs. Detroit	11/10/91
Tony Martin	5	106	at Miami	12/1/91
Brett Perriman (2)	9	117	at Detroit	9/27/92
Tom Waddle	3	114	at Chicago	10/18/92
Herman Moore	3	108	vs. Detroit	10/25/92
Michael Haynes	5	113	vs. Atlanta	12/13/92
Jerry Rice (3)	7	118	at San Francisco	12/19/92
Sterling Sharpe (3)	10	147	vs. Green Bay	10/24/93
Andre Rison	11	147	at Atlanta	10/31/93
Jerry Rice (4)	8	172	vs. San Francisco	11/14/93
Anthony Carter (3)	9	104	vs. Minnesota	11/21/93
Alexander Wright	6	104	at L.A. Raiders	12/19/93
Anthony Miller	7	117	vs. San Diego	1/2/94
Qadry Ismail	6	101	at Minnesota	11/27/94
Desmond Howard	5	130	vs. Washington	12/4/94
Sterling Sharpe (4)	9	132	vs. Green Bay	12/24/94
Bert Emanuel	9	121	vs. Atlanta	10/22/95
Eric Metcalf	4	106	vs. Atlanta	10/22/95
Brett Perriman (3)	10	125	at Detroit	11/12/95
Herman Moore (2)	9	104	at Detroit	11/12/95
Pete Mitchell	10	161	vs. Jacksonville	11/19/95
Robert Brooks	6	114	at Green Bay	11/26/95
Cris Carter	6	136	at Minnesota	12/3/95
Robert Brooks (2)	9	122	vs. Green Bay	12/10/95
Jeff Graham	5	102	at Chicago	12/17/95
Brett Perriman (4)	5	135	vs. Detroit	12/23/95
Herman Moore (3)	10	105	vs. Detroit	12/23/95
Herman Moore (4)	9	104	vs. Detroit	9/29/96
Curtis Conway	9	120	vs. Chicago	12/22/96
Barry Sanders	8	102	at Detroit	9/7/97
Jake Reed	6	131	at Minnesota	9/14/97
Rob Moore	8	147	vs. Arizona	9/28/97
Herman Moore (5)	5	120	vs. Detroit	10/12/97
Jake Reed (2)	6	117	vs. Minnesota	11/1/98
Antonio Freeman	7	152	at Green Bay	10/10/99
Bill Schroeder	7	158	at Green Bay	10/10/99
Johnnie Morton	7	107	vs. Detroit	12/12/99
Ricky Proehl *	6	100	at St. Louis	1/23/00
Randy Moss	5	118	at Minnesota	10/9/00
Cris Carter (2)	7	115	vs. Minnesota	10/29/00
Eric Moulds	8	102	vs. Buffalo	11/26/00
Torry Holt	9	165	vs. St. Louis	12/18/00
Bill Schroeder (2)	4	119	vs. Green Bay	10/7/01
Marty Booker	7	165	vs. Chicago	11/18/01
Torry Holt (2)	8	139	at St. Louis	11/26/01
Joe Horn	8	108	vs. New Orleans	9/8/02
Torry Holt (3)	12	139	vs. St. Louis	9/23/02
Joe Horn (2)	5	106	at New Orleans	12/1/02
Plaxico Burress	5	127	vs. Pittsburgh	12/23/02
Marvin Harrison	11	176	vs. Indianapolis	10/6/03
Terrell Owens	6	152	at San Francisco	10/19/03
Ricky Proehl (2)	3	133	at Carolina	11/9/03
Jimmy Smith	10	136	at Jacksonville	11/30/03
Joe Horn (3)	9	118	at New Orleans	12/7/03
Torry Holt (4)	6	124	at St. Louis	10/18/04
Tony Gonzalez	9	123	vs. Kansas City	11/7/04
Eddie Kennison	6	104	vs. Kansas City	11/7/04
Alge Crumpler	4	118	at Atlanta	11/14/04
Eric Parker	6	118	at San Diego	12/12/04
Muhsin Muhammad	8	115	vs. Carolina	12/26/04
Steve Smith	5	106	vs. Carolina	11/6/05
Roddy White	4	108	at Atlanta	11/20/05
Steve Smith (2)	5	103	at Carolina	12/11/05
David Givens	6	137	at New England	12/17/05
Steve Smith (3)	7	112	vs. Carolina	9/24/06

T.J. Houshmandzadeh	10	102	vs. Cincinnati	10/15/06
Brian Westbrook	7	113	vs. Philadelphia	10/22/06
Marques Colston	11	123	vs. New Orleans	11/5/06
Devery Henderson	3	111	vs. New Orleans	11/5/06
Steve Smith (4)	8	149	at Carolina	11/13/06
Terrell Owens (2)	8	107	at Dallas	11/23/06
Desmond Clark	7	125	at Chicago	12/17/06
Reggie Bush	8	112	at New Orleans	9/7/08
Brandon Lloyd	6	124	at Chicago	9/21/08
Greg Jennings	6	109	vs. Green Bay	9/28/08
Steve Smith (5)	6	112	vs. Carolina	10/12/08
Marques Colston (2)	6	106	vs. New Orleans	11/30/08
Steve Smith (6)	9	117	at Carolina	12/8/08
Vincent Jackson	7	111	vs. San Diego	12/21/08
Patrick Crayton	4	135	vs. Dallas	9/13/09
Jeremy Maclin	6	142	at Philadelphia	10/11/09
Wes Welker	10	107	vs. New England (London)	10/25/09
James Jones	4	103	vs. Green Bay	11/8/09
Mike Wallace	3	100	vs. Pittsburgh	9/26/10
Terrell Owens (3)	7	102	at Cincinnati	10/10/10
Steve Breaston	8	147	at Arizona	10/31/10
Calvin Johnson	10	152	vs. Detroit	12/19/10
Julio Jones	6	115	vs. Atlanta	9/25/11
Roddy White	9	140	vs. Atlanta	9/25/11
Pierre Garcon	2	146	vs. Indianapolis	10/3/11
Marques Colston (3)	7	118	vs. New Orleans	10/16/11
Jimmy Graham	7	124	vs. New Orleans	10/16/11
Arian Foster	4	102	vs. Houston	11/14/11
Jordy Nelson	6	123	at Green Bay	11/20/11
Brandon LaFell	3	103	at Carolina	12/24/11
Steve Smith (7)	7	106	vs. Carolina	9/9/12
Victor Cruz	11	179	at N.Y. Giants	9/16/12
Hakeem Nicks	10	199	at N.Y. Giants	9/16/12
Miles Austin	5	107	at Dallas	9/23/12
Lance Moore	9	121	vs. New Orleans	10/21/12
Danario Alexander	5	134	vs. San Diego	11/11/12
Julio Jones (2)	6	147	vs. Atlanta	11/25/12
Jason Avant	7	133	vs. Philadelphia	12/9/12
Jeremy Maclin	9	104	vs. Philadelphia	12/9/12
Lance Kendricks	4	119	vs. St. Louis	12/23/12
Jimmy Graham (2)	10	179	vs. New Orleans	9/15/13
Riley Cooper	4	120	vs. Philadelphia	10/13/13
Harry Douglas	7	149	at Atlanta	10/20/13
Rishard Matthews	11	120	vs. Miami	11/11/13
Harry Douglas (2)	6	134	vs. Atlanta	11/17/13
Calvin Johnson (2)	7	115	at Detroit	11/24/13
Julio Jones (3)	9	161	at Atlanta	9/18/14
Antonio Brown	7	131	at Pittsburgh	9/28/14
Steve Smith (8)	5	110	vs. Baltimore	10/12/14
Julio Jones (4)	8	119	vs. Atlanta	11/9/14
Calvin Johnson (3)	8	158	at Detroit	12/7/13
Kelvin Benjamin	8	104	at Carolina	12/14/14
Greg Olsen	10	110	at Carolina	12/14/14
Randall Cobb	11	131	vs. Green Bay	12/21/14
Jordy Nelson (2)	9	113	vs. Green Bay	12/21/14
Kendall Wright	4	101	vs. Tennessee	9/13/15
DeAndre Hopkins	8	101	at Houston	9/27/15
Allen Hurns	5	116	vs. Jacksonville	10/11/15
Julio Jones (5)	12	162	at Atlanta	11/1/15
Jacob Tamme	10	103	at Atlanta	11/1/15
Odell Beckham Jr.	9	105	vs. N.Y. Giants	11/8/15
Donte Moncrief	8	114	at Indianapolis	11/29/15
Willie Snead	7	122	vs. New Orleans	12/13/15
Devin Funchess	7	120	at Carolina	1/3/16
Greg Olsen (2)	9	181	at Carolina	10/10/16
Amari Cooper	12	173	vs. Oakland	10/30/16
Michael Crabtree	8	108	vs. Oakland	10/30/16
Julio Jones (6)	8	111	vs. Atlanta	11/3/16

## OWNERSHIP

## PLAYERS

## 2016 IN REVIEW

## HISTORY

## RECORDS

## SIDELINES



# Replacement game

\* Playoff game

**100-YARD RECEIVERS SUMMARY**

Steve Smith (8), Julio Jones (6), Herman Moore (5), Torry Holt (4), Brett Perriman (4), Jerry Rice (4), Sterling Sharpe (4), Anthony Carter (3), Marques Colston (3), Joe Horn (3), Calvin Johnson (3), Robert Brooks (2), Cris Carter (2), Paul Coffman (2), Harry Douglas (1), Jimmy Graham (2), Hassan Jones (2), Mike Jones (2), James Lofton (2), Jeremy Maclin (2), Jordy Nelson (2), Greg Olsen (2), Terrell Owens (2), Ricky Proehl (2\*), Jake Reed (2), Billy Schroeder (2), Danario Alexander (1) Miles Austin (1), Jason Avant (1), Robert Awalt (1), Odell Beckham Jr. (1), Kelvin Benjamin (1) Marty Booker (1), Cliff Branch (1), Steve Breaston (1), Bill Brooks (1), Antonio Brown (1), Charlie Brown (1), Plaxico Burress (1), Reggie Bush (1), Carlos Carson (1), Jeff Chadwick (1), Bob Chandler (1), Wes Chandler (1), Desmond Clark (1), Dwight Clark (1), Robert Clark (1), Randall Cobb (1), Tony Collins (1), Curtis Conway (1), Amari Cooper (1), Riley Cooper (1), Michael Crabtree (1), Patrick Crayton (1), Alge Crumpler (1), Victor Cruz (1), Bert Emanuel (1), Arian Foster (1), Antonio Freeman (1), Devin Funchess (1), Tony Galbreath (1), Pierre Garcon (1), Willie Gault (1), David Givens (1), Tony Gonzalez (1), Jeff Graham (1), Marvin Harrison (1), Michael Haynes (1), Devery Henderson (1), David Hill (1), DeAndre Hopkins (1), T. J. Houshmandzadeh (1), Desmond Howard (1), Allen Hurns (1), Qadry Ismail (1), Eddie Lee Ivey (1), Vincent Jackson (1), Greg Jennings (1), James Jones (1), Travis Kelce (1), Lance Kendricks (1), Eddie Kennison (1), Louis Lipps (1), Brandon Lloyd (1), Eric Martin (1), Tony Martin (1), Rishard Matthews (1), Tim McGee (1), Eric Metcalf (1), Pete Metzelaars (1), Anthony Miller (1), Willie Miller (1), Pete Mitchell (1), Donte Moncrief (1), Lance Moore (1), Rob Moore (1), Emery Moorehead (1), Johnnie Morton (1), Randy Moss (1), Eric Moulds (1), Muhsin Muhammad (1), Hakeem Nicks (1), Jay Novacek (1), Eric Parker (1), Walter Payton (1), Johnny Perkins (1), Jason Phillips (1), Ahmad Rashad (1), Andre Rison (1), Barry Sanders (1), Fred Scott (1), James Scott (1), Joe Senser (1), Willie Snead (1), Jimmy Smith (1), J.T. Smith (1), Ron Springs (1), Walter Stanley (1), Jacob Tamme (1), Aundra Thompson (1), Leonard Thompson (1), Al Toon (1), Tom Waddle (1), Mike Wallace (1), Wes Welker (1), Brian Westbrook (1), Roddy White (2), Sammy White (1), Al Williams (1), Alexander Wright (1), Kendall Wright (1)

**300-YARD PASSING GAMES (82)**

PLAYER	ATT.	COMP.	YARDS	TD	OPPONENT	DATE
Brian Sipe	32	22	318	3	vs. Cleveland	9/28/80
Lynn Dickey	51	35	418	1	vs. Green Bay	10/12/80
Tommy Kramer	37	24	324	2	at Minnesota	11/16/80
Gary Danielson	44	29	360	1	at Detroit	12/14/80
Steve Dils	62	37	361	1	vs. Minnesota	9/5/81
Dan Fouts	49	33	351	1	vs. San Diego	12/13/81
Ken Stabler	43	29	333	1	at New Orleans	12/5/82
Danny White *	45	27	312	2	at Dallas	1/9/83
Danny White (2)	44	29	377	2	at Dallas	10/9/83
Tommy Kramer (2)	47	27	386	2	vs. Minnesota	10/7/84
Bill Kenney	46	26	332	2	at Kansas City	10/28/84
Dan Marino	39	27	302	3	at Miami	10/20/85
Ken O'Brien	30	23	367	5	at N.Y. Jets	11/17/85
Tommy Kramer (3)	36	21	309	0	at Minnesota	12/8/85
Joe Montana	46	32	356	1	vs. San Francisco	9/7/86
Eric Hipple	46	31	318	0	at Detroit	9/21/86
Jim Kelly	29	14	342	3	vs. Buffalo	11/2/86
Wade Wilson	33	22	339	3	at Minnesota	11/30/86
Neil Lomax	36	25	314	3	at St. Louis	11/8/87
Joe Montana (2)	45	29	304	3	vs. San Francisco	11/22/87
Randy Wright	51	28	321	1	vs. Green Bay	10/2/88
Wade Wilson (2)	30	22	335	3	vs. Minnesota	10/23/88
Don Majkowski	53	25	331	2	vs. Green Bay	12/3/89
Don Majkowski (2)	42	25	355	1	vs. Green Bay	10/14/90
Wade Wilson (3)	39	24	374	1	vs. Minnesota	12/16/90
Jim Kelly (2)	35	20	322	1	vs. Buffalo	9/22/91
Dan Marino (2)	32	20	307	2	at Miami	12/1/91
Rodney Peete	31	20	323	1	at Detroit	9/27/92
Jim Everett	38	25	342	3	vs. L.A. Rams	12/6/92
Wade Wilson (4)	26	19	324	5	vs. Atlanta	12/13/92
Steve Young	29	23	311	4	vs. San Francisco	11/14/93
Brett Favre	39	30	306	3	at Green Bay	9/25/94
Warren Moon	48	33	332	1	vs. Minnesota	10/15/95
Scott Mitchell	41	26	352	2	vs. Detroit	12/23/95
Scott Mitchell (2)	50	29	331	2	at Detroit	9/7/97
Brad Johnson	44	29	334	1	at Minnesota	9/14/97
Kent Graham	52	31	339	1	vs. Arizona	9/28/97
Brett Favre (2)	40	22	390	2	at Green Bay	10/10/99
Daunte Culpepper	53	29	313	1	vs. Minnesota	10/29/00
Kurt Warner	32	20	316	2	vs. St. Louis	12/18/00
Daunte Culpepper (2)	44	30	322	1	at Minnesota	9/30/01

Kurt Warner (2)	45	30	301	0	vs. St. Louis	9/23/02
Peyton Manning	47	34	386	2	vs. Indianapolis	10/6/03
Trent Green	42	32	369	3	vs. Kansas City	11/7/04
Michael Vick	38	21	306	2	at Atlanta	11/20/05
Donovan McNabb	35	22	302	3	vs. Philadelphia	10/22/06
Drew Brees	32	24	314	3	vs. New Orleans	11/5/06
Tony Romo	29	22	306	5	at Dallas	11/23/06
Rex Grossman	44	29	339	2	at Chicago	12/17/06
Jason Campbell	49	30	301	1	vs. Washington	11/25/07
Drew Brees (2)	32	23	343	3	at New Orleans	9/7/08
Tony Romo (2)	27	16	353	3	vs. Dallas	9/13/09
Tom Brady	32	23	308	3	vs. New England	10/25/09
Matthew Stafford	33	24	305	3	vs. Detroit	9/11/11
Matt Ryan	47	26	330	1	vs. Atlanta	9/25/11
Drew Brees (3)	45	29	383	1	vs. New Orleans	10/16/11
Cam Newton	33	23	303	1	vs. Carolina	9/9/12
Eli Manning	51	31	510	3	at N.Y. Giants	9/16/12
Robert Griffin III	35	26	323	0	vs. Washington	9/30/12
Drew Brees (4)	37	27	377	4	vs. New Orleans	10/21/12
Carson Palmer	61	39	414	4	at Oakland	11/4/12
Philip Rivers	37	29	337	3	vs. San Diego	11/11/12
Matt Ryan (2)	32	26	353	1	vs. Atlanta	11/25/12
Nick Foles	51	32	381	2	vs. Philadelphia	12/9/12
Drew Brees (5)	39	26	307	4	at New Orleans	12/16/12
Drew Brees (6)	46	26	322	1	vs. New Orleans	9/15/13
Drew Brees (7)	31	24	381	4	vs. New Orleans	12/29/13
Ben Roethlisberger	40	29	314	3	at Pittsburgh	9/28/14
Drew Brees (8)	57	35	371	2	at New Orleans	10/5/14
Joe Flacco	29	21	306	5	vs. Baltimore	10/12/14
Brian Hoyer	34	21	300	2	at Cleveland	11/2/14
Matthew Stafford (2)	34	26	311	3	at Detroit	12/7/14
Aaron Rodgers	40	31	318	1	vs. Green Bay	12/21/14
Blake Bortles	33	23	303	4	vs. Jacksonville	10/11/15
Kirk Cousins	40	33	317	3	at Washington	10/25/15
Matt Ryan (3)	45	37	397	2	at Atlanta	11/1/15
Matt Hasselbeck	42	26	315	2	at Indianapolis	11/29/15
Drew Brees (9)	41	31	312	2	vs. New Orleans	12/13/15
Matt Ryan (3)	39	27	334	2	at Atlanta	9/11/16
Carson Palmer (2)	30	17	304	3	at Arizona	9/18/16
Derek Carr	59	40	513	4	vs. Oakland	10/30/16
Matt Ryan (4)	34	25	344	4	vs. Atlanta	11/3/16

\* *Playoff game*

### 300-YARD PASSERS SUMMARY

Drew Brees (9), Matt Ryan (4), Wade Wilson (4), Tommy Kramer (3), Daunte Culpepper (2), Brett Farve (2), Jim Kelly (2), Don Majkowski (2), Dan Marino (2), Scott Mitchell (2), Joe Montana (2), Carson Palmer (2), Tony Romo (2), Matthew Stafford (2), Kurt Warner (2), Danny White (2\*), Blake Bortles (1), Tom Brady (1), Jason Campbell (1), Derek Carr (1), Kirk Cousins (1), Gary Danielson (1), Lynn Dickey (1), Steve Dils (1), Jim Everett (1), Nick Foles (1), Dan Fouts (1), Kent Graham (1), Trent Green (1), Robert Griffin III (1), Rex Grossman (1), Matt Hasselbeck (1), Eric Hipple (1), Brian Hoyer (1) Brad Johnson (1), Bill Kenney (1), Neil Lomax (1), Eli Manning (1), Peyton Manning (1), Donovan McNabb (1), Warren Moon (1), Cam Newton (1), Ken O'Brien (1), Rodney Peete (1), Philip Rivers (1), Ben Roethlisberger (1), Brian Sipe (1), Ken Stabler (1), Michael Vick (1), Randy Wright (1), Steve Young (1)

OWNERSHIP

PLAYERS

2016 IN REVIEW

HISTORY

RECORDS

SIDELINES

# LONGEST PLAYS IN TEAM HISTORY

## PASSING

Player	Yards	Opponent	Date
Josh Freeman to Vincent Jackson	95	vs. New Orleans	10/21/12
Vinny Testaverde to Willie Drewrey	89t	vs. Atlanta	12/2/90
Vinny Testaverde to Willie Drewrey	87t	at Green Bay	9/15/91
Mike Glennon to Tiquan Underwood	85t	at Detroit	11/24/13
<b>Doug Martin</b>	<b>84</b>	<b>at Philadelphia</b>	<b>11/22/15</b>
Doug Williams to Kevin House	84t	at Detroit	12/20/81
Vinny Testaverde to Tyji Armstrong	81t	vs. L.A. Rams	12/6/92
Doug Williams to Jimmie Giles	81t	vs. Chicago	11/1/81
Brian Griese to Joey Galloway	80t	vs. Detroit	10/2/05
Bobby Rainey	80	vs. Buffalo	12/8/16
Jack Thompson to Jimmie Giles	80	at Dallas	10/9/83

## RUSHING

Player	Yards	Opponent	Date
<b>Doug Martin</b>	<b>84</b>	<b>at Philadelphia</b>	<b>11/22/15</b>
Bobby Rainey	80t	vs. Buffalo	12/8/13
Michael Pittman	78t	vs. Kansas City	11/7/04
Warrick Dunn	76	vs. Chicago	12/21/97
James Wilder	75t	at Minnesota	11/6/83
Jerry Ellison	75	vs. Detroit	12/23/95
Carnell Williams	71t	at Minnesota	9/11/05
Warrick Dunn	70t	vs. Dallas	12/3/00
<b>Doug Martin</b>	<b>70t</b>	<b>at Oakland</b>	<b>11/4/12</b>
Earnest Graham	68t	vs. Atlanta	9/14/08

## KICKOFF RETURNS

Player	Yards	Opponent	Date
Sammie Stroughter	97t	vs. Carolina	10/18/09
Clifton Smith	97t	at Kansas City	11/2/08
Micheal Spurlock	90t	vs. Atlanta	12/16/07
Micheal Spurlock	89t	at Atlanta	11/7/10
Aaron Stecker	86	vs. New Orleans	12/23/01
Clifton Smith	83	vs. Green Bay	11/8/09
Micheal Spurlock	79	vs. Seattle	12/26/10
Sammie Stroughter	78	vs. Detroit	9/11/11
Vernon Turner	77	vs. Minnesota	10/30/94
Clifton Smith	72	vs. San Diego	12/21/08

## FIELD GOALS

Player	Yards	Opponent	Date
Matt Bryant	62	vs. Philadelphia	10/22/06
Kyle Brindza	58	at Houston	9/27/15
Connor Barth	57	vs. Washington	9/30/12
Michael Husted	57	at L.A. Raiders	12/19/93
Kyle Brindza	55	at New Orleans	9/20/15
Patrick Murray	55	at New Orleans	10/5/14
Connor Barth	55	at Denver	12/2/12
Connor Barth	55	vs. Houston	11/14/11
Martin Gramatica	55	vs. Detroit	10/19/00
Donald Igwebuike	55	at Minnesota	11/30/86

There have been 70 50-yard or longer field goals:

Barth 15, Gramatica 15, Husted 10, Igwebuike 9, Murray 5, Capece 4, Lindell 4, Brindza 2, Bryant 2, Christie 2, Taylor 1, Tiffin 1

## PUNT RETURNS

Player	Yards	Opponent	Date
Jacquez Green	95t	at Green Bay	9/13/98
Karl Williams	88t	vs. Chicago	12/22/96
Karl Williams	84t	at Detroit	11/11/01
Vernon Turner	80t	vs. Detroit	10/2/94
Micheal Spurlock	77t	at New Orleans	12/27/09
Karl Williams	73t	vs. Buffalo	11/26/00
Karl Williams	72	at Minnesota	12/15/96
Clifton Smith	70t	at Detroit	11/23/08
Karl Williams	63	at Indianapolis	11/2/97
Karl Williams	61t	vs. Chicago	12/21/97

## FUMBLE RETURNS

Player	Yards	Opponent	Date
Cedric Brown	80t	at Houston	10/19/80
Martin Mayhew	78t	vs. Minnesota	10/15/95
Sabby Piscitelli	72	at Buffalo	9/20/09
Hugh Green	60t	at Dallas*	1/9/83
David Logan	60t	vs. Detroit	12/14/80
Keenan McCardell	57t	vs. Indianapolis	10/6/03
David Logan	54t	at Minnesota	11/6/83

\*= Postseason game

## INTERCEPTION RETURNS

Player	Yards	Opponent	Date
Shelton Quarles	98t	vs. Green Bay	10/7/01
Derrick Brooks	97t	at Baltimore	9/15/02
Mason Foster	85t	vs. New Orleans	9/15/13
Sabby Piscitelli	84	vs. Oakland	12/28/08
Leonard Johnson	83t	vs. San Diego	11/11/12
Neal Colzie	82t	vs. Minnesota	9/5/81
Cedric Brown	81t	vs. Green Bay	11/22/81
Ronde Barber	78t	vs. Kansas City	10/14/12
Brian Kelly	75	vs. Atlanta	12/5/04
Darryl Pollard	75	at Chicago	10/18/92

## PUNTS

Player	Yards	Opponent	Date
Sean Landeta	74	at N.Y. Jets	12/14/97
Tom Tupa	71	at New Orleans	12/1/02
Dave Green	70	at Detroit	11/20/77
Mark Royals	66	at Chicago	1/2/00
Michael Koenen	65	vs. Chicago	10/23/11



TAMPA BAY BUCCANEERS

# SIDELINES

WR | DESEAN JACKSON





## LEE ROY SELMON

Upon establishing the Ring of Honor in 2009, there was no question as to who the Buccaneers would choose to recognize with the inaugural induction. Lee Roy Selmon, referred to by some as the original Buccaneer, served as the franchise's cornerstone for nearly a decade, earning numerous accolades on the field and becoming one of the Bay Area's most beloved figures off of it. On November 9, 2009, Selmon's name and number were added as permanent fixtures on the wall at Raymond James Stadium, as the man known for being Tampa Bay's shining bright spot in during its difficult fledgling years was recognized with the team's highest distinction.

Selmon joined the Buccaneers as a first-round draft choice — and the team's first-ever draft selection — in 1976 out of Oklahoma. While with the Sooners, Selmon was a member of eight All-America teams and won both the Outland and Lombardi trophies during his senior season. But as decorated as his collegiate career may have been, Selmon was an even greater professional player, easily the most outstanding to date in team history. The Buccaneers' all-time career sack leader (78.5), he anchored a ferocious defense which led the team to its first-ever NFC Central Division Championship in 1979.

### Lee Roy Selmon became the first Buccaneers player ever inducted into the Pro Football Hall of Fame.

Selmon managed to establish numerous team records despite having his career prematurely shortened due to a herniated disk suffered at the end of the 1984 season. At the time of his retirement, his lengthy list of Buccaneer records included: career sacks (78.5), sacks in a season (13) and career forced fumbles (28.5). In addition, he was named NFL Defensive Player of the Year in 1979 and NFC Defensive Lineman of the Year by the NFL Players Association four times (1979-80, 1982-83). His number 63 became the first and only jersey retired by the Buccaneers on September 7, 1986.

Selmon's on-the-field contributions were equaled only by his incredible generosity off the field. He was a perennial contender for



the NFL Man of the Year and the Byron "Whizzer" White Award for humanitarian service. Following his retirement, Selmon remained highly visible, occupying a seat on the board of the Tampa Sports Authority and taking on responsibility of building the University of South Florida's football program. Selmon served as Associate Athletic Director at USF from August of 1994 until being named Athletic Director in June 2001. He held that spot until 2004 and was entrusted with the primary task of procuring funds for the University's successful efforts to form a football team.

In a heartbreaking turn for the entire Bay area, Selmon passed away on September 4, 2011, surrounded by family and friends, two days after suffering a stroke at the age of 56.

Selmon was born in Eufaula, Oklahoma and was the youngest of nine children, including his brother, Dewey, who played for the Buccaneers from 1976-80, and Lucious, who coached for the Jacksonville Jaguars. Selmon is survived by his wife, Claybra, and the couple's three children: Brandy, Lee Roy, Jr. and Christopher.

### BUCCANEERS STATISTICS

YEAR	TEAM	G-S	TOTAL TACK.	FUM. REC.	FUM. FOR.	QB SACK
1976	Tampa Bay	8-6	24	0	0.0	5.0
1977	Tampa Bay	14-14	110	2	5.0	13.0
1978	Tampa Bay	14-14	92	0	2.0	11.0
1979	Tampa Bay	16-16	117	2	3.0	11.0
1980	Tampa Bay	16-16	97	2	4.0	9.0
1981	Tampa Bay	14-13	73	0	5.0	6.5
1982	Tampa Bay	9-9	58	1	2.0	4.0
1983	Tampa Bay	14-13	71	1	3.0	11.0
1984	Tampa Bay	16-16	100	2	4.5	8.0
9-YEAR TOTALS		121-117	742	10	28.5	78.5

# 63 SELMON



## JOHN MCKAY

John McKay, known for his unprecedented success on the football field and his wit off of it, died on Sunday, June 10, 2001, at the age of 77, from kidney failure due to complications from diabetes. With his passing, the Buccaneers family lost the man who led the franchise from its very beginning.

On December 5, 2010 during halftime of the Buccaneers' game against the Atlanta Falcons, McKay became the second inductee into the team's Ring of Honor. McKay spent more than 25 years overall as a head coach on the collegiate and professional level. The legendary coach compiled an overall head coaching record of 171-128-9 (.572). In 25 seasons as a head coach, McKay's teams won a college conference or professional division championship 11 times and advanced to postseason play on 12 occasions.


McKay was named the first head coach in Buccaneers history on October 31, 1975. He coached the Buccaneers for nine seasons (1976-84) and compiled a 44-88-1 record. In just the franchise's fourth season (1979), he led Tampa Bay to an NFC Central Division championship, a playoff win over Philadelphia and the club's first appearance in the NFC Championship Game. McKay also coached the first Hall of Famer in Buccaneers history, DE Lee Roy Selmon, the team's first overall draft pick in 1976.

**In just the franchise's fourth season (1979), McKay led Tampa Bay to an NFC Central Division championship, a playoff win over Philadelphia and the club's first appearance in the NFC Championship Game.**

He guided the Buccaneers to consecutive playoff appearances in 1981 and 1982. McKay then led Tampa Bay to its second NFC Central Division championship in 1981. He was a part of the franchise's inaugural win, a 33-14 victory over New Orleans on December 11, 1977. He later served as Team President during the '85 season.

Prior to joining Tampa Bay, McKay coached at the University of Southern California for 16 seasons, from 1960-75. He led the Trojans to four national championships and a 127-40-8 record (.760). McKay coached 40 first-team All-Americans during his 16 years.

In only his third season as head coach at USC in 1962, McKay guided the Trojans to his first national crown. He followed by capturing national championships in the 1967, 1972 and 1974 seasons. His four national titles ranks tied with Notre Dame's Frank Leahy for second all-time, trailing only Alabama's Paul "Bear" Bryant's six championships. In addition, his resume at USC includes three undefeated seasons, nine conference



championships, eight Rose Bowl appearances (including five victories), 14 consecutive winning campaigns and two National Coach of the Year honors (1962 and 1972). He also tutored two Heisman Trophy winners in Mike Garrett (1965) and O.J. Simpson (1968). During his last four seasons at USC (1972-75), he also served as the school's athletic director.

McKay served as an assistant at USC in 1959 before being named the Trojans' head coach in 1960. He was also an assistant coach at Oregon from 1950-1959. McKay played one season as a defensive back at Purdue before transferring to Oregon, where he lettered for three seasons and earned All-American honorable mention and All-Coast first-team honors. Prior to attending college, he served in the Army Air Corps in World War II. McKay was inducted into the College Football Hall of Fame in 1988 and into the Rose Bowl Hall of Fame in 1991. He was also a member of the 1994 inaugural class of USC's Athletic Hall of Fame.

McKay was born in Everettville, West Virginia. He attended Shinnston High School (WV), where he was an all-state running back and a star guard in basketball.

He and his wife, the late Corky (formerly Nancy Jean Hunter), had four children: John, Rich, Michele, and Terri. Rich now serves as President of the Atlanta Falcons after nine seasons (1995-03) as Tampa Bay's General Manager. John served as General Manager of the 2001 XFL Champion Los Angeles Xtreme and also played wide receiver for USC from 1972-74 and for Tampa Bay from 1976-78.

# MCKAY

JIMMIE GILES

The third inductee into the Buccaneers' Ring of Honor and first offensive addition, Jimmie Giles was instated on December 4, 2011, during halftime of the Buccaneers' game against the Carolina Panthers.

Acquired from Houston in a trade prior to the 1978 NFL Draft, Giles quickly emerged as a standout player, earning honorable mention All-Pro by Sports Illustrated in 1979 and by the Associated Press in 1985, while earning various All-NFC honors from 1979-82. Following the 1980 season, he also became the first offensive Pro Bowl player in franchise history. He remained the only offensive player to represent the team at the league's annual all-star game following the 1981 and 1982 seasons, until running back James Wilder joined him in 1984. Giles then made his fourth Pro Bowl trip in 1985, and, to that point in team history, only DE Lee Roy Selmon had been to the Pro Bowl more frequently.

Giles' four Pro Bowl selections remain the second-highest total among offensive players in franchise annals, trailing only the six trips made by fullback Mike Alstott between 1997 and 2002. Giles is still the only Buccaneer tight end to be selected to the game.

**Giles became the first-ever offensive Buccaneer to be selected to a Pro Bowl, as he went on to earn four total trips in his career**

A naturally-gifted athlete who was selected by the Los Angeles Dodgers in the 12th round of the 1976 MLB draft, Giles possessed a combination of size and speed that was unusual at his position in the '70s and '80s. Though he stood 6-3 and weighed close to 250 pounds, Giles was known for stretching the field, as evidenced by his impressive career average of 15.4 yards per reception. In 1980, Giles not only led all NFL tight ends with 602 yards on 33 catches, but he was one of the league's best downfield threats, period. Among all players with at least 25 receptions, that season, Giles led the league with 18.2 yards per grab.



Giles' other noteworthy career trend was his nose for the end zone. Along with a franchise mark of 34 touchdown receptions during his time in Buccaneers orange, the gregarious tight end also owns the team record for most touchdowns of any kind in a single game, racking up four scoring catches in a 1985 shootout against the Miami Dolphins. The resulting 24 points Giles recorded in that contest is also a Buccaneer single-game record.

After a nine-year career with the Buccaneers (1978-86), Giles still ranks eighth in receptions (279), fourth in receiving yards (4,300) and first in receiving touchdowns (34) all-time in franchise history, as well as ranking first in each respective category among tight ends. Giles additionally continues to rank highly among single-season leaders by a tight end in team history, with two of the top six seasons in receiving yards, and three of the top four seasons in touchdown receptions, including the top mark of eight in 1985.

BUCCANEERS STATISTICS

YEAR	TEAM	G-S	RECEIVING				
			NO	YDS	AVG.	LG	TD
1978	Tampa Bay	16-10	23	324	14.1	38	2
1979	Tampa Bay	16-16	40	579	14.5	66t	7
1980	Tampa Bay	16-15	33	602	18.2	51	4
1981	Tampa Bay	16-16	45	786	17.5	81t	6
1982	Tampa Bay	9-9	28	499	17.8	48	3
1983	Tampa Bay	11-9	25	349	14.0	80	1
1984	Tampa Bay	14-14	24	310	12.9	38	2
1985	Tampa Bay	16-16	43	673	15.7	44	8
1986	Tampa Bay	7-7	18	178	9.9	20	1
9-YEAR TOTALS		121-112	279	4,300	15.4	81	34



# PAUL GRUBER

In June 2012, the Buccaneers announced the name of the man who would be the fourth member of the team's Ring of Honor: Paul Gruber.

Gruber joined Hall of Fame DE Lee Roy Selmon, Head Coach John McKay and TE Jimmie Giles in receiving the highest honor the franchise can bestow, as he was inducted during Tampa Bay's Week 6 matchup against the Kansas City Chiefs.

.....


**Gruber was a fixture at left tackle for the Buccaneers, spending his entire 12-year career with the team and starting in all of the 183 games that he played.**

.....

Gruber is one of the most decorated players in team history, having been named a two-time team MVP (Tampa Sports Club, 1992; local media, 1994), the team's Ed Block Courage Award winner (1995), first-team All-Pro (USA Today, 1996), two-time second-team All-Pro (College and Pro Football Newsweekly, 1990; Associated Press, 1992), two-time All-NFC selection (United Press International, 1989; Football News, 1990) and a Pro Bowl alternate in 1997.

Born in the small town of Prairie du Sac, Wisconsin, Gruber was recruited to the University of Wisconsin as a tight end. Then-head coach, Ron McBride, convinced Gruber to transition to the offensive line after the latter first was placed on the defensive line. His coach's suggestion proved to be the right one, as Gruber's talent for the offensive line led to him being selected by the Buccaneers in the first round (4th overall) of the 1988 NFL Draft.

Gruber opened his NFL career with a remarkable string of 4,850 consecutive snaps (1988-92). He also played the entire 1989 campaign without a single holding penalty, and was instrumental in helping the 1999 Buccaneers win a division title, which was the team's first in 18 years.



Although a broken leg in the 1999 regular-season finale prevented him from playing with his teammates in that playoff game he had helped earn, Gruber's maturity and leadership remained unmatched.

His reputation both on the team and with the local media was one of a quiet, hardworking leader. He became a dependable force to be reckoned with on the field, and a calming presence in the locker room, even during some of Tampa Bay's down seasons.

Today, Gruber resides in Colorado with his wife, Brenda, and the couple's three children: Blake, Chase, and Ashlyn.

## CAREER STATISTICS

YEAR	TEAM	G-S
1988	Tampa Bay	16-16
1989	Tampa Bay	16-16
1990	Tampa Bay	16-16
1991	Tampa Bay	16-16
1992	Tampa Bay	16-16
1993	Tampa Bay	10-10
1994	Tampa Bay	16-16
1995	Tampa Bay	16-16
1996	Tampa Bay	13-13
1997	Tampa Bay	16-16
1998	Tampa Bay	16-16
1999	Tampa Bay	16-16
12-YEAR TOTALS		183-183

**74 GRUBER**



# WARREN SAPP

2013 marked a momentous year for Warren Sapp, one of the greatest players in Buccaneers history.

On February 2, he was selected as a first-ballot inductee into the Pro Football Hall of Fame. Three months later, on May 2, Tampa Bay announced that not only would Sapp be the club's 2012 Ring of Honor pick, but that the team would also officially retire his iconic No. 99 jersey.

**Warren Sapp was selected as a first-ballot Hall of Famer in 2013, joining Lee Roy Selmon and becoming the second Buccaneers representative to achieve that honor.**

Sapp was drafted by the Buccaneers in the first round (12th overall) of the 1995 NFL Draft. He played nine years with Tampa Bay, appearing in 140 games and starting 130, while also starting each of his nine postseason contests. He continued his playing career playing four seasons with the Oakland Raiders, and retired having played 198 career games with 188 starts, recording career totals of 695 tackles, 96.5 sacks, four interceptions with one touchdown, 26 passes defended, 20 forced fumbles and 12 fumble recoveries.

An integral cog in one of the league's top defenses of the late 1990s and early 2000s, Sapp helped lead the 2002 Buccaneers to a world championship in Super Bowl XXXVII. He earned numerous other accolades, including seven Pro Bowl nods, four first-team All-Pro nominations, two second-team All-Pro nominations, NFL Defensive Player of the Year honors, and was twice named to the NFL All-Decade Team.

Sapp's 96.5 sacks stands as the second-most by an interior lineman in league history and he is often credited for having helped revolutionize the defensive tackle position. He set Tampa Bay's single-season record with his 16.5 sacks in 2000, the third-highest total ever recorded by a defensive tackle. In each of his last seven seasons with the Buccaneers, the team's defense ranked in the league's Top 10.



Prior to drafting Sapp, the Buccaneers had suffered through 12 consecutive losing seasons. By his third year, Tampa Bay was appearing in the postseason and, over the next seven years, the team never had a losing record, made the playoffs six times and won Super Bowl XXXVII.

Sapp's career was headlined by his incredible passion, overwhelming talent and legendary personality. He led the Tampa Bay defense with intense devotion and leadership, and his fervor was evident to everyone who watched him play.

Sapp played three seasons at the University of Miami, foregoing his senior season to enter the NFL Draft. As a Hurricane, he recorded 176 tackles, 19.5 sacks, five passes defended, four forced fumbles and four fumble recoveries. He won the Lombardi Trophy for the nation's top lineman/linebacker and was a finalist for the Outland Trophy for the nation's top interior lineman.

## CAREER STATISTICS

YEAR	TEAM	G-S	TOTAL TACK.	FUM. REC.	FUM. FOR.	QB SACK
1995	Tampa Bay	16-8	27	0	1.0	3.0
1996	Tampa Bay	15-14	51	1	1.0	9.0
1997	Tampa Bay	15-15	68	1	3.0	10.5
1998	Tampa Bay	16-16	59	1	2.0	7.0
1999	Tampa Bay	15-15	54	2	3.0	12.5
2000	Tampa Bay	16-15	76	1	1.0	16.5
2001	Tampa Bay	16-16	53	2	2.0	6.0
2002	Tampa Bay	16-16	78	1	1.0	7.5
2003	Tampa Bay	15-15	58	0	2.0	5.0
2004	Oakland	16-16	42	2	0.0	2.5
2005	Oakland	10-10	32	0	1.0	5.0
2006	Oakland	16-16	47	0	1.0	10.0
2007	Oakland	16-16	50	1	2.0	2.0
13-YEAR TOTALS		198-188	695	12	20.0	96.5

# 99 SAPP

# DERRICK BROOKS

Derrick Brooks, a first-ballot Class of 2014 selection to the Pro Football Hall of Fame, joined the Buccaneers Ring of Honor in 2014.

Drafted as a first-round pick (28th overall) in the 1995 NFL Draft, Brooks entered the league alongside Warren Sapp, the first-rounder the Buccaneers had selected 12th overall. The two players would both go on to dominate at their respective positions, combining their prowess to turn the Tampa 2 into one of the most dominant defenses in NFL history.

Brooks spent 14 seasons with Tampa Bay, redefining the linebacker position on his way to becoming one of the most decorated Buccaneers of all time, and one of the most respected players across the NFL.

He played in 224 games with 221 starts, both marks standing as second-most in team history, and recorded a franchise-record 2,198 tackles, along with 25 interceptions, 13.5 sacks, 135 passes defended, 25 forced fumbles, and four fumble recoveries. Brooks' seven defensive touchdowns rank second in team history, behind only defensive back Rondé Barber, and he is the only non-defensive back to crack the Top 5 in the team's career interception list.

.....

**Brooks proved to be exceptional both on and off the field, earning some of the NFL's most revered awards for his play and his volunteerism.**

.....

Brooks earned accolade after accolade during his playing years, being selected as an All-Pro by the Associated Press nine times and totaling franchise-best 11 Pro Bowl berths. In 2002, he was named AP Defensive Player of the Year.

He is also responsible for one of the standout plays in Buccaneer history: a 44-yard interception returned for a touchdown that sealed Tampa Bay's 48-21 victory in Super Bowl XXXVII.

However, beyond Brooks' impact on the field, he was - and continues to be - a difference maker in the Bay Area community. Among his many philanthropic honors, Brooks was co-recipient of the 2000 Walter Payton/NFL Man of the Year and received both the 2003 Bart Starr Award and the 2004 Byron "Whizzer" White Award, some of the most revered honors in the league.



Always a strong proponent of education, Brooks dedicated himself both during his career and following his retirement to filling the needs of students, which began with his The Brooks Bunch program, which served as a cornerstone of his community involved and led the way for the formation of Derrick Brooks Charities, Inc.

Brooks also helped found the Brooks-DeBartolo Collegiate High School; a Hillsborough County sponsored charter high school that currently enrolls over 400 students and serves as the only traditional charter high school in the Bay Area.

A standout player at Florida State University, Brooks was a four-year letterwinner and first-team All-American and All-Atlantic Coast Conference selection. His career statistics include 274 tackles, five interceptions, 8.5 sacks, 13 passes defended, four forced fumbles and three fumble recoveries.

In addition to his selection to the Ring of Honor, Brooks was also inducted into the Pro Football Hall of Fame in 2014, the third Buccaneers player to be enshrined in Canton.

## CAREER STATISTICS

YEAR	TEAM	G-S	TOTAL TACK.	INT.	SACKS	PD	FUM FOR.
1995	Tampa Bay	16-13	80	0	1.0	4	2
1996	Tampa Bay	16-16	133	1	0.0	12	1
1997	Tampa Bay	16-16	182	2	1.5	10	1
1998	Tampa Bay	16-16	189	1	0.0	5	2
1999	Tampa Bay	16-16	180	4	2.0	20	2
2000	Tampa Bay	16-16	179	1	1.0	11	5
2001	Tampa Bay	16-16	165	3	0.0	11	1
2002	Tampa Bay	16-16	170	5	1.0	15	0
2003	Tampa Bay	16-16	151	2	2.0	9	3
2004	Tampa Bay	16-16	172	1	1.0	6	3
2005	Tampa Bay	16-16	174	1	3.0	15	1
2006	Tampa Bay	16-16	150	3	3.0	7	0
2007	Tampa Bay	16-16	162	0	0.0	2	3
2008	Tampa Bay	16-16	111	1	0.0	8	1
14-YEAR TOTALS		224-221	2,198	25	13.5	135	25

MIKE ALSTOTT

Mike Alstott was selected as one of two inductees into the Buccaneers Ring of Honor in 2015, along with former quarterback Doug Williams.

Alstott came to Tampa Bay as a second-round selection (35th overall) out of Purdue in the 1996 NFL Draft and quickly rose to acclaim as one of the league's most powerful, punishing rushers, running with a hard-nosed style that earned him the nickname 'A-Train.'

A six-time Pro Bowl selection - a franchise record for an offensive player - and four-time Associated Press All-Pro honoree, Alstott is the Buccaneers' all-time leader in touchdowns (71) and rushing touchdowns (58). He ranks second in franchise annals with 5,088 rushing yards, third in yards from scrimmage (7,372), fourth in receptions (305), and seventh in games played (158).

Alstott's bruising running style and not-to-be-denied goal-line carries made him a legend in the Bay Area and throughout the league.

In eight of his 11 seasons, Alstott led or tied the team lead in rushing touchdowns, recording a career-best 10 in 2001 and twice rushing for three touchdowns in a single game (vs. Minnesota, 10/28/2001; at Cincinnati, 12/27/1998). He recorded seven 100-yard rushing games during his career.

In addition to the accolades he earned during the regular season, Alstott also holds a decorated place in Buccaneers postseason lore. He was a member of six playoff teams and played in 10 postseason contests, both tied for second-most in franchise history behind only Derrick Brooks, and the most ever by an offensive player.

Alstott was part of five Buccaneer playoff victories, tied for a franchise best, while his 341 rushing yards are also the most in club history. Alstott's seven postseason touchdowns, all rushing, are five more than any other player in team history. Four of those scores came en route to the Super Bowl XXXVII title in San Diego following the 2002 season. Alstott also ranks third in postseason receptions (21) and fourth in postseason receiving yards (161).



During his career, Alstott was an active community supporter and his dedication to civic duty only increased since his retirement. During the 2007 offseason, Alstott and his wife Nicole formed the Mike Alstott Family Foundation, with the goal of assisting and uplifting the minds, hearts and spirits of families and children on their way to realizing their full potential through various events, assistance programs and celebrations.

Since the formation of his foundation, Alstott and his family have been involved in organizing and helping carry out numerous outreach events, including frequent programs with All-Children's Hospital; partnering with Big Brothers and Big Sisters; raising funds for the Angelus House, a home for children with disabilities; and special events catered to serving the area's foster children

Alstott currently serves as the head football coach at Northside Christian School in St. Petersburg, Florida.

CAREER STATISTICS

YEAR	RUSHING					RECEIVING				
	G-S	ATT	YDS	AVG	TD	NO	YDS	AVG	TD	
1996	16/16	96	377	3.9	3	65	557	8.6	3	
1997	15/15	176	665	3.8	7	23	178	7.7	3	
1998	16/16	215	846	3.9	8	22	152	6.9	1	
1999	16/16	242	949	3.9	7	27	239	8.9	2	
2000	13/13	131	465	3.5	5	13	93	7.2	0	
2001	16/16	165	680	4.1	10	35	231	6.6	1	
2002	16/9	146	548	3.8	5	35	242	6.9	2	
2003	4/3	27	77	2.9	2	10	83	8.3	0	
2004	14/11	67	230	3.4	2	29	202	7	0	
2005	16/7	34	80	2.4	6	25	222	8.9	1	
2006	16/15	60	171	2.9	3	21	85	4	0	
2007										Injured Reserve
12-YEAR TOTALS	158/137	1,359	5,088	3.7	58	305	2,284	7.5	13	

# DOUG WILLIAMS

Doug Williams was selected as one of two inductees into the Ring of Honor in 2015, along with former fullback Mike Alstott.

Williams joined the Buccaneers as the team's first-round draft choice (17th overall) in the 1978 NFL Draft out of Grambling State and was immediately saddled with the hopes of a struggling franchise searching for a long-term solution at the quarterback position.

Taking over the reins of a team that had won two games combined in its first two NFL seasons, Williams' rookie year led to 10 starts and four wins. He would then start every game over the next four seasons and, in his sophomore season, he engineered one of the most unforeseen success stories of the era when he led the Buccaneers to the 1979 NFC Central Division crown and a berth in the NFC Championship Game.

Williams also took the Buccaneers to a division title in 1981 and led his team to a record above .500 in three of his final four seasons (1979, 1981-82) as Tampa Bay's quarterback. In comparison, from 1976-96, without Williams under center, the franchise did not register another winning season.

.....

**Leading Tampa Bay to its first three playoff appearances - including all the way to the NFC Championship Game in 1979 - Williams made an indelible mark on the Buccaneers franchise.**

.....

In that four-year stretch from 1979-82, Williams started all of the team's 57 regular season games and three playoff contests. Among his peers during that span, Williams ranked seventh in passing yards (11,369), 10th in touchdown passes (66), and seventh in lowest interception rate (3.8 percent). He also topped all quarterbacks during that period with 856 rushing yards and tied for the most rushing touchdowns with 12.

Williams later played in the USFL (1984-85) before joining the Washington Redskins in 1987, where he won Super Bowl XXII Most Valuable Player honors after leading them to a victory over Denver. The Buccaneers would not reach the playoffs again for a decade and a half, until after the team had been purchased by Malcolm Glazer.



Following his playing career, Williams entered the coaching profession and went on to serve two stints as head coach of his college alma mater (1998-2003, 2011-13), winning four conference championships.

Williams has also served as a personnel executive in NFL front offices, first with the Buccaneers from 2004-10 and currently serves as the Senior Vice President of Player Personnel for the Washington Redskins.

Williams is also a member of the Washington Redskins Ring of Fame and was inducted into the College Football Hall of Fame in 2001. As a collegiate player at Grambling, Williams posted a 36-7 record as the starting quarterback and finished fourth in the voting for the Heisman Trophy in 1977.

## CAREER STATISTICS

YEAR	TEAM	GP/GS	ATT	CMP.	PCT	YDS	Y/A	TD	INT	RTG
1978	Tampa Bay	10/10	194	73	37.6	1,170	6.0	7	8	53.4
1979	Tampa Bay	16/16	397	166	41.8	2,448	6.2	18	24	52.5
1980	Tampa Bay	16/16	521	254	48.8	3,396	6.5	20	16	69.9
1981	Tampa Bay	16/16	471	238	50.5	3,563	7.6	19	14	76.8
1982	Tampa Bay	9/9	307	164	53.4	2,071	6.7	9	11	69.6
1986	Washington	1/0	1	0	0.0	0	0.0	0	0	39.6
1987	Washington	5/2	143	81	56.6	1,156	8.1	11	5	94.0
1988	Washington	11/10	380	213	56.1	2,609	6.9	15	12	77.4
1989	Washington	4/2	93	51	54.8	585	6.3	1	3	64.1
9-YEAR TOTALS		87/81	2,507	1240	49.5%	16,998	6.8	100	93	69.4

JOHN LYNCH

As one of the most feared safeties of his generation and one of the most impactful figures in Buccaneers history, it was only a matter of time before John Lynch was enshrined in the team's Ring of Honor. Indeed, the elite defender was granted the honor in 2016, and will be formally inducted in a halftime ceremony on November 3, as Tampa Bay faces the Atlanta Falcons on Thursday Night Football.

Lynch came to the Buccaneers as third-round selection (82nd overall) in the 1993 NFL Draft and, upon arriving in Tampa Bay, he joined a team in the midst of some mighty struggles. Despite four consecutive losing seasons to start his career, Lynch, along with teammates and fellow Ring of Honor members Derrick Brooks and Warren Sapp, helped form the foundation that would turn the franchise around.

Lynch dedicated himself to his craft, and his hard work paid off. The defensive back played 15 seasons in the NFL, starting 191 of 224 games for Tampa Bay (1993-2003) and the Denver Broncos (2004-07). He finished his career with 1,277 tackles, 100 passes defended, 26 interceptions, 16 forced fumbles, 13.0 sacks and eight fumble recoveries. He also started all 1 postseason contests in which he appeared, tallying 71 tackles, 12 passes defended and two interceptions.

A captain on the Buccaneers' Super Bowl Championship team in 2002, Lynch's name is still prominent in the team's record book. He ranks fifth in games played (164), sixth in games started (132), fifth in tackles (973) and sixth in interceptions (23). He was selected to five Pro Bowls as a Buccaneer and four as a Bronco, and his nine total appearances in the all-star game are tied for second-most in league history amongst career safeties.

Renowned for his hard-hitting style and fearless demeanor, Lynch set the standard for the safety play in Tampa Bay.

Beyond simply his raw numbers, Lynch was consistently recognized as one of the most cerebral players on the field at any given time. Monte Kiffin nicknamed Lynch "The Closer," after noting the defensive back's penchant for late-game heroics – including an interception that sparked a comeback in the 1999 NFC Divisional Playoff Game against Washington and the pick that sealed Tampa Bay's 38-35 win over St. Louis in a 2000 Monday Night Football contest.



In fact, of his 26 career interceptions, 14 were secured in the fourth quarter and 11 of the 14 came when his team was either up or down by seven points or less. Lynch's talent for securing takeaways at such crucial moments ensured that 21 of his 26 picks helped his team win games.

Lynch made an impact off the field as well. He and his wife Linda formed the John Lynch Foundation in 2000, with a mission to develop quality young leaders through its community initiatives, including the Star of the Month, Lynch Family Legacy Scholarships, Salute the Stars and Lynch's Holiday Party. During his career, Lynch received numerous accolades for his work outside the game, being named a three-time Buccaneers Man of the Year, earning the Byron "Whizzer" White Award in 2006 and the Bart Starr award in 2005, being selected by teammates as the Ed Block Courage Award recipient in 2001 and twice finishing as a finalist for the Walter Payton Man of the Year award, along with numerous other achievements.

Lynch is currently entering his first season as the general manager of the San Francisco 49ers after a run as a color commentator for the NFL on FOX. He has also been a semifinalist for the Pro Football Hall of Fame for four consecutive years.

CAREER STATISTICS

YEAR	TEAM	G-S	TOTAL TACK.	INT.	SACKS	PD	FUM FOR.
1993	Tampa Bay	15-4	13	0	0.0	2	1
1994	Tampa Bay	16-0	15	0	0.0	0	0
1995	Tampa Bay	9-6	37	3	0.0	5	0
1996	Tampa Bay	16-14	74	3	1.0	9	1
1997	Tampa Bay	16-16	75	2	0.0	4	1
1998	Tampa Bay	15-15	55	2	2.0	6	2
1999	Tampa Bay	16-16	68	2	0.5	14	1
2000	Tampa Bay	16-16	66	3	1.0	7	0
2001	Tampa Bay	16-16	70	3	1.0	8	1
2002	Tampa Bay	15-15	50	3	0.0	12	0
2003	Tampa Bay	14-14	60	2	0.5	7	0
2004	Denver	15-15	56	1	2.0	10	3
2005	Denver	16-16	47	2	4.0	8	4
2006	Denver	16-16	64	0	0.0	5	2
2007	Denver	13-12	48	0	1.0	3	0
15-YEAR TOTALS		224-191	1,277	26	13.0	100	16



## MALCOLM GLAZER

Malcolm Glazer, who passed away on May 28, 2014, at the age of 85, purchased the team in 1995 for a then-record \$192 million and immediately began one of the most impressive organizational transformations in professional sports. Two years after Glazer's purchase, the Buccaneers broke a 16-year postseason drought in 1997 and would go on to make the playoffs three of the next four seasons.

Determined to turn his team into a Super Bowl champion, Glazer made a bold move that changed the course of the franchise prior to the 2002 season. In a transaction that sent shockwaves throughout the NFL, he hired Jon Gruden away from the Oakland Raiders in exchange for two first-round draft picks, two second-round draft picks and \$8 million in cash. Less than 12 months later, in January 2003, he delivered the fans of Tampa Bay their first major professional world championship with a resounding victory over the Raiders in Super Bowl XXXVII. During his tenure as owner and president from 1995-2013, the Buccaneers earned seven playoff berths, played in two NFC Championship Games and won their first Super Bowl.

**During his tenure as owner and president from 1995-2013, the Buccaneers earned seven playoff berths, played in two NFC Championship Games and won their first Super Bowl.**


With his first Super Bowl in hand, Glazer set his sights on continued success and that drive led to another significant improvement. On March 17, 2004, the Buccaneers unveiled plans for their new, 136,200 square-foot state-of-the-art training center. The new facility, considered the largest free-standing training structure of its kind in professional sports at the time, opened to rave reviews in August of 2006, following training camp.

Known among his league peers for years as a pioneering thinker, Glazer infused his team and employees with the determination and dedication to be the best in the NFL and that still rings true today. Glazer's commitment to building a championship organization provided the foundation for continued success, on and off the field.



Glazer also left an equally deep and lasting impact as an advocate for the Tampa Bay community. In 1999, he established the Glazer Family Foundation, which has donated millions and reached out to countless thousands in need. He also was a driving force in the negotiations that secured Super Bowls XXXV and XLIII for Tampa. In 2010, Glazer added to his community-driven legacy with the opening of the Glazer Children's Museum in downtown Tampa.

In May 2009, the Glazer family was honored with the prestigious Gonzmart Family Ambassador of the Year Award, as part of the 26th annual National Tourism Week, presented by Tampa Bay & Company. The Ambassador Award was presented to the Glazer family in recognition of their efforts to help the tourism industry in the Bay area, as well as their impact on the community overall.



## JON GRUDEN

Gruden, who served as the team's head coach from 2002-08, guided the Buccaneers to a 12-4 record in his first season, including a first-place finish in the NFC South en route to delivering a Super Bowl victory.

After taking over the Buccaneers, Gruden turned over more than half the roster with new players. Twenty-seven members of the Super Bowl XXXVII team, including five starters on offense, were not on the roster for the team's final game of the previous season. Tampa Bay's 12 regular season wins during that 2002 campaign stand as the most in a single season in franchise history. During his seven years in Tampa Bay, Gruden amassed 57 wins – the most in franchise history -- while his teams made it to the postseason three times (2002, 2005 and 2007). In 2007, he led the Buccaneers to their third NFC South title in six years, becoming the only coach in team history with three division titles.

At the time of his Super Bowl XXXVII victory over his former team, Gruden was the youngest head coach in NFL history to win a Super Bowl. He was also the first non-rookie head coach to lead his team to a Super Bowl win in his first season with that team.

**At the time of his Super Bowl XXXVII victory over his former team, Gruden was the youngest head coach in NFL history to win a Super Bowl.**

Following Tampa Bay's Super Bowl victory in January, 2003, Gruden, along with quarterback Brad Johnson, was the first non-player ever invited by Disney to star in their popular post-Super Bowl "What's Next" commercial. His off-the-field popularity continued to grow, marked the success of his 2003 book "Do You Love Football?!" Winning with Heart, Passion, and Not Much Sleep." Gruden was the recipient of the 2002 Coach of the Year honor at the ESPY awards and was recognized as Professional Coach of the Year at the 37th Victor Awards in 2003.

Prior to his arrival in Tampa, Gruden steered the Raiders to a 38-26 regular season mark in his four seasons (1998-2001) with the club, including postseason appearances in 2000



and 2001. He led Oakland to division titles in each of his final two seasons (2000-01). He also held various coaching and assistant positions with the Philadelphia Eagles, Green Bay Packers, University of Pittsburgh, San Francisco 49ers, University of Pacific, Southeast Missouri State and University of Tennessee after his 1985 graduation from the University of Dayton where he served as the quarterback of the football team and earned a degree in communications.

After his career with the Buccaneers, Gruden moved into the broadcast booth in 2009 as ESPN's game analyst on Monday Night Football where he has served for the past eight seasons. His father, Jim, served as a professional football regional scout, running backs coach and director of player personnel for the Tampa Bay Buccaneers. His brother, Jay, is currently the head coach of the Washington Redskins. He and his wife, Cindy, continue living in Tampa and remain involved in a variety of Tampa-based charitable causes.



# RAYMOND JAMES STADIUM

An instantly-recognizable Tampa Bay landmark, Raymond James Stadium includes some of the most unique stadium features in the world. It is a blend of modern design, classic appointments, state-of-the-art technology and historic influences that creates one of the most exciting and enjoyable game atmospheres in the NFL.

In winter of 2015, a multi-stage renovation plan was approved, ensuring that the stadium will remain as one of the league's top facilities. The plan, which will be completed in two stages - during the 2016 and 2017 offseasons - includes the installation of new, state-of-the-art video boards, providing a total video display area of 28,416 feet; a new, advanced sound system; additional concessions upgrades; completely renovated luxury suites; overhauled designs for the East and West Club lounges; expansions to the general concourses; construction of a team store and more. The Buccaneers are dedicated to continuing to provide an incredible gameday experience for all fans who visit Raymond James Stadium.

Some of the stadium's most recognizable features include:

## BUCCANEER COVE

Located in the north end zone of the stadium, Buccaneer Cove encompasses 20,000 square feet and runs the entire length of the end zone concourse. The Cove features a weathered, two-story fishing village facade from which a wide variety of stadium concessions, ranging from standard fare to more authentic Tampa items, are offered. Scattered throughout the area are a variety of beach hut kiosks offering additional concessions.

The centerpiece of Buccaneer Cove is the 103-foot long Pirate Ship, an authentic replica of an early 1800s vessel and arguably one of the most recognizable stadium features in the world.

The most menacing aspect of the Pirate Ship is its massive 9'x7' skull and crossed swords facing the playing field, which features huge, glowing red eyes and a mouth that breathes smoke. Additionally, eight cannons celebrate player introductions, trips inside the red zone and Buccaneers touchdowns by releasing thundering cannon fire and smoke. It is manned by a 30-plus person crew which is responsible for Pirate Ship pyrotechnics, launching t-shirts and tossing out beads to fans throughout the game.

The Ship's dock serves as an entertainment area from which patrons enjoy one of the most unique views in the National Football League. Adding to the festive atmosphere is a larger-than-life interactive talking parrot that sits perched at the Ship's stern.

All areas of Buccaneer Cove and the Ship's facilities are ADA disabled ramp accessible so that all fans can benefit from this unique setting. With a full menu of food and beverages, plentiful facilities and an excellent view of the action on the field, Buccaneer Cove is as animated as the 19th-century pirate village after which it is modeled.



*Massive enough to be a striking image from any spot in the stadium, the majestic Pirate Ship looms out over the crowd in the north end zone.*

- Ship Length 103'
- Ship Weight 43 tons
- Ship Height 78'
- Bow Detail 9'x7'
- Ship Width 32'
- Swords 16' each

The Pirate Ship was constructed over a two-month period using, among others, the following materials:

- 5.5 tons of concrete
- 14 tons of steel
- 700 yards of sails
- 1 mile of rigging
- 300 feet of rope
- 60 gallons of paint
- 64,000 linear feet of wood trim

## MILLER LITE FAN DECK

The Miller Lite Fan Deck is an exclusive area in the southeast corner of Raymond James Stadium where a select number of fans can watch the game from an incredible and unique vantage point. All fans age 21 and older are eligible to win a ticket to this private oasis, where they are able to enjoy complimentary Miller products on the deck. Winner receive special pass to access the Fan Deck, as well as Buc Dollars for stadium goods. All winners must be 21 and older.







## GAMEDAY EXPERIENCE

In addition to Buccaneer Cove and the Miller Lite Fan Deck, Raymond James Stadium offers numerous attractions to fans that make the Buccaneers gameday experience unlike any other in professional sports. Some of the attractions include:

- **VIDEO BOARDS AND SURROUND SOUND** — In 2016, the Buccaneers introduced brand new video boards in the end zones and tower displays in each corner of the stadium. With a total display area of 28,416 square feet - the third-largest in the NFL - the stunning boards and additional state-of-the-art surround sound system enhances the stadium viewing experience and brings fans closer to the action on the field than ever before.
- **SOUTH PLAZA ACTIVATION AREA** — Fans are encouraged to join the pregame party in the stadium's South Plaza, featuring a live band, contests and giveaways from Buccaneers Pewter Partners and Sponsors, and the Buccaneers Kids Zone for youth of all ages. The South Plaza festivities begin 3.5 hours before kickoff.
- **UPDATED CONCESSIONS** — In 2014, all 14 main concourse concessions locations underwent a \$7 million renovation. The revamped, state-of-the-art locations feature all-new food preparation equipment and an exciting new look, with new menus designed to reflect Tampa Bay's diverse culinary scene.
- **CUSTOMER SERVICE** — The Buccaneers were ranked No. 1 in customer satisfaction among all NFL teams by JD Powers in 2012, 2013, 2015 and 2016 and are dedicated to delivering world-class service to all fans. Dozens of trained staff are posted around the stadium before, during and after each game. Quads A and C feature Guest and Member Relations Headquarters, staffed by employees ready to aid fans with any questions or issues.
- **BUCSPARILLA** — The Buccaneers' Gasparilla float, manned by team mascot Captain Fear and his Krewe, parades through parking lots and tailgate areas around the stadium, distributing Buccaneers beads and other prizes to the crowd.
- **BUCCANEER BATTLE FLAGS** — Each time the Buccaneers offense advances into the opposition's red zone, red flags that adorn the top of the stadium are raised while a 60-person crew waves red flags throughout the stadium as the Pirate Ship's cannons are fired.

## MEMBER BENEFITS

While the Buccaneers are dedicated to providing world-class game experiences for all fans, becoming a Season Pass Member includes many special benefits, including:

- **EXCLUSIVE SAVINGS** — Members receive the best pricing available, guaranteed.
- **INTEREST-FREE PAYMENT PLANS** — Budgeting for Season Pass Membership is simple thanks to these flexible, members-only payment plans.
- **EXCLUSIVE ACCESS** — Throughout the year, Season Pass Members receive exclusive access to many Buccaneers events, like the annual draft party and training camp, as well as other special opportunities not available to the general public.
- **DEDICATED MEMBER RELATIONS ASSOCIATE** — Your inside connection to the Bucs, who is available to assist with all of your questions and needs.
- **FOOD AND MERCHANDISE DISCOUNTS** — 15% off in-stadium food, beverages and merchandise.
- **THE BUCS EXPERIENCE** — The Bucs Experience is a fast, simple and fun way to enhance gameday. Members have access to unique and exciting experiences and upgrades throughout the stadium via mobile technology.
- **ENHANCED ONLINE ACCOUNT MANAGER** — Members can visit [my.buccaneers.com](http://my.buccaneers.com) for exclusive content and personalized account information, including access to electronically print tickets or forward them to a friend.

# ONE BUCCANEER PLACE

The Buccaneers make their home at One Buccaneer Place, a training facility and team operations center that opened in 2006 and is located mere blocks from Raymond James Stadium.



The 136,320-square-foot complex is complete with every amenity and advancement necessary to operate on the highest level, and is a combination of function, style and space. No effort was spared in its creation, from the towering steel-and-glass football entrance to the meticulously kept practice fields.

One Buc, as it is commonly called, houses both all team, coaching and front office areas, as well as the team's business operations center.

Below is a closer look at some of the headquarters' features that players utilize on a daily basis.

## LOCKER ROOM AND PLAYERS LOUNGE

The locker room at One Buccaneer Place covers 6,600 square feet and is an open design that gives a spacious feel. The lockers are four feet across and oak paneled, with drawers, shelves and hooks for storage of all equipment, though some players keep their areas more organized than others! The locker room also includes a large shower and restroom area, complete with a steam room and sauna.

Across the hall from the locker room is the players' lounge, which looks out onto the practice fields. The room is decorated with comfortable leather couches and chairs and features a large entertainment center, two custom Buccaneers pool tables, video arcade machines and more.

The lounge provides extra space for players during downtime, whether it's to grab a snack, play pool or video games with teammates, or even grab a quick nap.

## TRAINING ROOM

The Buccaneers' training room, under the direction of Head Athletic Trainer Bobby Slater, offers a complete center to cater to the health and well-being of the team.

The training room includes a main space filled with taping tables and related equipment, an expansive rehab area, and a large physician's room, allowing the club's attending physician the ability to see a player privately.

Furthermore, players who need aquatic rehab can do it on site in the popular hydro room, which contains three large tubs: one for cold soaks, one for hot soaks and one for aquatic rehab. The rehab pool is deep enough to submerge a player chest deep and it is equipped with underwater rails and a floor that rolls like a treadmill, giving injured players the best chance to fully recover.



## WEIGHT ROOM

The weight room at One Buc is contained in its own separate building, covering 9,353 square feet of space and connected to the east end of the main building by a stylized breezeway.

There are 60-70 different types of machines and countless free weights. The large racks along the front row are big enough for players to work back-to-back, which means there is never a wait for weightlifting. And the machines are specific enough to bend to the need of any player on the team.

The weight room is outfitted with an impressive sound system and the wall that faces the practice fields is made up of six large garage-style doors that can be rolled up to let in the outside air during the nicer portions of the year as well as the hot summer months to prepare for the game in the Florida heat. There is a strong air-conditioning system for the Tampa summers, of course, but, even so, the room's many windows keep the room bright and inviting.

## TEAM AUDITORIUM AND POSITION ROOMS



Each day, players and coaches take part in a team meeting, where the head coach addresses the entire group. This takes place in the spacious team auditorium, which is comprised of a large stage surrounded by stadium-style seating, each large chair complete with a desktop to allow players to take notes. From the stage, coaches can roll game or practice film on a large projection screen to discuss with the team highlights or areas that need improvement. The rich wood paneling behind the stage features a giant carved Buccaneers logo.

When it comes time to go over details position-by-position, coaches and players can break out into their own individual position meeting rooms.

Each meeting room looks like a plush, state-of-the-art classroom, with the expected desks and whiteboards, but also a command station for the coaches, with a video and computer system that allows the coaching staff or players to access a vast array of video cutups from practice sessions, Buccaneers games or opponent games. This system includes every game played in the NFL over the last five years, cut up by play so that the data can be assembled in any way the coach wishes. Want to see what the Carolina Panthers have done on every third-and-seven over the last four years? Just a few well-informed keystrokes and you have your digital highlight reel.

The same is true of practice, thanks to the swift work of the team's video department crew. Every practice is shot by several video workers on lifts located around the practice field. During and immediately after each workout, that footage is entered into the system and broken down by play. A coach can walk in off the field, head to his office on the second floor and immediately begin sorting out the footage he wants. Within minutes, he can use it as a teaching tool with his players.

One Buccaneer Place consists, of course, of more than just these highlighted features. It goes beyond to a high-tech and expertly maintained practice field system, a well-stocked scouting area and a comfortable media studio for press conferences and workroom for local press.

What is One Buc's best feature? That's different for virtually every player, coach and staff member who works within its walls, but suffice to say that there are many, many correct answers.

# SUPER BOWLS IN TAMPA

## SUPER BOWL XLIII

On February 1, 2009, the Pittsburgh Steelers defeated the Arizona Cardinals 27-23 in dramatic fashion before 70,774 at Raymond James Stadium securing sole possession of the record for most Super Bowl wins with six.

Pittsburgh outgained Arizona 158 to 102 yards in the first half of Super Bowl XLIII, jumping to a 17-7 lead at halftime, aided by LB James Harrison's Super Bowl record 100-yard interception return for a touchdown, the longest scoring play in Super Bowl history. Harrison, the 2008 Defensive Player of the year, totaled four tackles, one pass defended, two quarterback hurries and one interception. Trailing 20-7 at the start of the fourth quarter, Arizona scored 16 unanswered points, including WR Larry Fitzgerald's 64-yard touchdown reception to take a 23-20 lead with 2:37 remaining in the game. The Steelers marched 78 yards to score on WR Antonio Holmes' six-yard game-winning touchdown catch with 35 seconds left. Holmes finished the game with nine receptions for 131 yards and one touchdown, including four receptions for 71 yards on the final drive, earning him Super Bowl MVP honors. Steelers QB Ben Roethlisberger recorded 256 yards passing on 21-of-30 attempts including one interception and the game-winning touchdown pass. The Cardinals were led by QB Kurt Warner, who completed 31-of-43 pass attempts for 377 yards, three touchdowns and one interception. Warner connected with WR Anquan Boldin for a team-high eight receptions for 84 yards, while Fitzgerald led the team with 127 yards receiving on seven receptions, including two touchdowns.



Approximately 98.7 million people watched Super Bowl XLIII, making it then the most watched Super Bowl ever at the time.


## SUPER BOWL XXXV

On January 28, 2001, the Baltimore Ravens defeated the New York Giants 34-7 before 71,921 at Raymond James Stadium. The Ravens' suffocating defense allowed the Giants just 152 total yards and did not permit an offensive touchdown en route to winning Baltimore its first championship in team history.

LB Ray Lewis, named the 2001 Defensive Player of the Year, totaled three tackles, two assists and four passes defended against the Giants, while being named the Most Valuable Player of Super Bowl XXXV.

Former Buccaneer QB Trent Dilfer led the Ravens to their first score with a 38-yard touchdown pass to WR Brandon Stokley to give the Ravens a 7-0 first quarter lead. Dilfer later set up a K Matt Stover 47-yard field goal with 1:48 left in the first half with a 36-yard pass to WR Qadry Ismail.

RB Tiki Barber, twin brother of current Buccaneers CB Ronde Barber, gave the Giants their farthest drive into Ravens' territory with a 27-yard run to Baltimore's 29-yard line. However, CB Chris McAlister intercepted QB Kerry Collins' pass on the next play to end the drive. CB Duane Starks intercepted Collins later in the third quarter and returned the ball 49 yards for a touchdown and a 17-0 lead. S Kim Herring and LB Jamie Sharper also recorded interceptions in the game.



WR Ron Dixon

returned the ensuing kickoff 97 yards for a touchdown and cut the Giants' deficit to 10. But WR Jermaine Lewis then matched Dixon's kickoff return as he cut across the field and raced 84 yards for a 24-7 lead with 3:13 left in the third quarter. The three touchdowns in 36 seconds were a Super Bowl record.

RB Jamal Lewis, who finished with 27 carries for 102 yards, scored on a three-yard touchdown run midway through the fourth quarter and gave Baltimore a 31-7 lead. Stover finished off the scoring for the Ravens with a 34-yard field goal midway through the fourth quarter.





## SUPER BOWL XXV

On January 27, 1991, Buffalo K Scott Norwood missed a 47-yard FG attempt with four seconds left in Super Bowl XXV, enabling the New York Giants to escape with a 20-19 win over the Bills before 78,813 at Tampa Stadium.

The thrilling contest took place during the height of the United States' military presence in the Persian Gulf. The entire crowd waved American flags during Whitney Houston's emotional rendition of the National Anthem.

The Giants countered Buffalo's run-and-shoot attack with a suffocating ball-control offense. New York owned the ball for a Super Bowl-record 40:33. The Bills had the ball for just eight

minutes in the second half.

After the two teams traded field goals, Bills RB Don Smith burrowed in from one yard out to give Buffalo a 10-3 lead. The Bills extended that lead to 12-3 when DE Bruce Smith sacked Giants QB Jeff Hostetler in the end zone. But Hostetler fired back, finding WR Stephen Baker in the end zone to close the gap to 12-10 just before the half.

The Giants then opened the third quarter with an epic march to the end zone, consuming a Super Bowl-record 9:29 on a 14-play, 73-yard march. RB Ottis Anderson capped the drive with a one-yard TD run, giving New York a 17-12 lead. Buffalo recaptured the lead when RB Thurman Thomas rushed 31 yards for a score on the opening play of the fourth quarter. K Matt Bahr then booted a 21-yard FG with 7:20 left to push the Giants ahead 20-19.

Buffalo mustered one last stand as QB Jim Kelly escorted the Bills to the Giants 30. But Norwood missed his 47-yarder wide right, giving New York its second Super Bowl crown. Anderson earned MVP honors after rushing for 102 yards on 21 carries. Thomas totaled 190 yards from scrimmage in a losing effort.



## SUPER BOWL XVIII

On January 22, 1984, the Los Angeles Raiders defeated Washington 38-9 before 72,920 at Tampa Stadium in Super Bowl XVIII. The Raiders posted the then-largest margin of victory in a Super Bowl en route to capturing their third Vince Lombardi Trophy.

RB Marcus Allen rushed for a Super Bowl-record 191 yards on just 20 carries, including a record 74-yard scoring jaunt at the end of the third quarter that cemented Most Valuable Player honors.

Los Angeles jumped out to a 7-0 lead when Derrick Jensen recovered a blocked punt in the end zone. The Raiders increased their lead to 14-3 when QB Jim Plunkett fired a 12-yard scoring strike to WR Cliff Branch. After K Mark Moseley booted a 24-yard FG to cut the lead to 14-3, Washington took an unnecessary gamble that proved to be disastrous. QB Joe Theismann attempted to throw a screen pass deep in Redskins territory, but LB Jack Squirek picked it off at the Washington 5 and waltzed into the end zone with seven seconds left in the half.

The Redskins cut the lead to 21-9 on a one-yard TD run by RB John Riggins early in the third quarter. But Allen took over from there, scoring twice before the quarter ended to ice the victory. The win ran Raiders head coach Tom Flores' postseason record to 8-1. The 38 points scored by Los Angeles were the most in the first 18 Super Bowls, surpassing Green Bay's 35 points in Super Bowl I.



# RAYMOND JAMES: THE STORY BEHIND THE STADIUM NAME

Raymond James Stadium is not named for some public figure or local sports legend, but rather a thriving diversified financial services firm headquartered across Tampa Bay in St. Petersburg – Raymond James Financial.

The company has held the naming rights since the stadium's 1998 opening and is the official wealth management provider for the Tampa Bay Buccaneers.

The firm's name actually comes from the 1962 merger of two financial service companies, one run by Robert A. James and the other by Edward Raymond. Raymond James was incorporated as Robert A. James Investments in 1962. In 1964, Raymond and Associates merged into Robert A. James Investments – and the firm of Raymond James & Associates was formed.

In an era when most financial firms focused solely on buying and selling stocks or mutual funds, Raymond James pioneered the concept of financial planning for each individual. The firm has been dedicated to meeting the diverse financial needs of its clients ever since.

Raymond James financial advisors base their investment recommendations not on hot stocks or market fads, but on a full and holistic understanding of each client's situation and goals. This planning-focused approach fosters well-informed decisions and dedication to client service, hallmarks of Raymond James since its inception.

Traded on the New York Stock Exchange (RJF), Raymond James is a multinational company with distinct business units that serve a variety of clients, from individuals and small business owners to municipalities and major corporations.

To learn more about the firm or locate a financial advisor, visit [raymondjames.com](http://raymondjames.com).

## RAYMOND JAMES & THE TAMPA BAY BUCCANEERS TEAM UP TO HELP OTHERS

Back in 1962, Bob James founded Raymond James on the principle that putting others first – from our clients to our neighbors – was the right thing to do. His deep commitment to doing what's right remains a core part of the company today. His legacy is continued through the investment of time, money and talents into the communities we serve. It's so much more than tradition; it's a way of thanking those who've supported the firm from the start.

During the football season, Raymond James and the Buccaneers team up for two charitable programs: Kicking for Kids and Sack Hunger.

### KICKING FOR KIDS

This season marks the 18th year of combining the Tampa Bay Buccaneers' on-field success with a commitment to helping children across the Tampa Bay area through the Kicking for Kids program.

For every field goal completed during a regular or postseason game, Raymond James contributes funds to designated Tampa Bay-area children's hospitals. Since the Raymond James Kicking for Kids program began in 2000, it has raised more than \$320,000 for local children's hospitals.

### SACK HUNGER

Since the 2000 season, Raymond James and the Glazer Family Foundation have worked to "sack hunger" by stocking Tampa Bay-area food banks before the holidays. Through the generosity and support of Tampa Bay area residents and Buccaneers fans, the Sack Hunger food drive has collected more than 160 tons of nonperishable food items along with funding through special drives and game-day collections at the stadium, feeding thousands of in-need area residents. This year's annual Sack Hunger game-day food drive will be held December 18, at the Bucs vs. Falcons game. Visit [sackhunger.com](http://sackhunger.com) to learn more.

## RAYMOND JAMES' SUPPORT OF THE ARTS

A deep appreciation for the arts permeates the culture at Raymond James and is reflected at the firm's corporate headquarters, where more than 2,400 works of art are on display as part of the Tom and Mary James/Raymond James Financial Art Collection.

A virtual tour of some of the collection is available at [raymondjames.com/art](http://raymondjames.com/art). Tours of the art displayed at Raymond James international headquarters can also be arranged.

In addition to sponsoring several art shows in the community each year, Raymond James is also a continuing sponsor of local theater and other performing arts venues in the Tampa Bay area. The company hopes its actions will help encourage others – corporations and individuals – to support not only live theater, but all forms of artistic expression.


## KEY FACTS:

### RAYMOND JAMES FINANCIAL, INC.

(As of July 27, 2017)

- Approximately 7,300 financial advisors
- Serving approximately 3 million accounts in more than 3,000 locations throughout the United States, Canada and overseas
- Total client assets: \$664 billion.

Website	<a href="http://raymondjames.com">raymondjames.com</a>
Press Center	<a href="http://raymondjames.com/news-and-media">raymondjames.com/news-and-media</a>
Founded	August 16, 1962
Chairman & CEO	Paul Reilly
Ticker symbol	RJF
Exchange listing	New York Stock Exchange



The Raymond James Financial Center, the firm's international headquarters, is situated on 60 acres in north St. Petersburg, in the heart of the Tampa Bay area.



## RAYMOND JAMES HIGHLIGHTS

Raymond James' dedication to its clients is reflected in the recognition it continues to receive from its peers as well as from the media.

### 2017

- In 2017, Raymond James marked its 118th consecutive quarter of profitability—representing over 29 years.
- Thomas A. James relinquished his title as Chairman of the Board, effective as of the annual RJF shareholder meeting, February 16, 2017. James became chairman emeritus, retaining a seat on the board, with CEO Paul Reilly adding the responsibilities of chairman to his role.
- Raymond James Financial Inc. was selected for the S&P 500® index effective at the open of trading on Monday, March 20, 2017, under the GICS Investment Banking and Brokerage Sub-Industry Index.
- The Raymond James Equity Research department received 16 awards in the 2017 Thomson Reuters Analyst Awards<sup>1</sup>.
- Raymond James announced purchase of UMB Financial Corp. subsidiary Scout Investments and its Reams Asset Management division.

### 2016

- Raymond James received the Bank Insurance and Securities Association Technology Innovation Award for the fourth consecutive year, recognizing its new Client Reporting system.
- 24 Raymond James-affiliated advisors were named to the *Financial Times* "FT 400" list of top financial advisors, and 36 Raymond James-affiliated advisors were named to the *Barron's* list of America's Top Advisors<sup>2</sup>.
- Raymond James expands its investment banking capabilities in Europe with the purchase of Munich-based M&A advisory Mummert & Company Corporate Finance GmbH.
- MacDougall, MacDougall & MacTier Inc. (3Macs), which was founded in 1849 before Canada's Confederation and remains one of the country's leading independent investment firms, is acquired by our Canadian subsidiary, Raymond James Ltd.
- The firm completes the acquisition of the U.S. private client unit

of Deutsche Asset and Wealth Management and revives the storied Alex. Brown brand.

- Continued growth propels the firm onto the Fortune 500 list for the first time.
- For the second year in a row, The M&A Advisor named the Raymond James Investment Banking practice Investment Banking Firm of the Year at its 10th annual M&A Advisor Turnaround Awards<sup>3</sup>.
- During Raymond James Cares Month in August, associates and affiliates volunteered more than 6,500 hours to 145 organizations in 102 local communities across 31 states.

### 2015

- *InvestmentNews* and Invest in Others recognized seven Raymond James-affiliated advisors through the 2015 Community Leadership Awards.
- Raymond James Investment Banking named Investment Banking Firm of the Year at M&A Advisor Turnaround Awards<sup>3</sup>.
- Maintaining a multiyear tradition, Raymond James advisors and branch managers recognized in several industry publications, like *Bank Investment Consultant*, *Financial Times*, *On Wall Street* and *Barron's*.
- During Raymond James Cares Month in August, associates and affiliates prepared almost 40,000 meals, collected more than 11,000 nonperishable items for families in need, and nearly 2,600 advisors and associates across 30 states collectively volunteered over 5,600 hours to 100 local organizations.
- Raymond James and its associates poured more than \$5 million into communities across the country through the 2015-16 United Way workplace giving campaign, earning second place on the 2015 "United Way Top 100 Most Generous Workplaces" list.

1 Based on StarMine methodology, the Thomson Reuters Analyst Awards objectively measure the performance of analysts in two ways: by the returns of their buy/sell recommendations and the accuracy of their earnings estimates.

2 The formula the FT uses to grade advisers is based on six broad factors and calculates a numeric score for each adviser. Factors in the Barron's ranking included: assets under management, revenue produced for the firm, regulatory record, quality of practice and philanthropic work.

3 The M&A Advisor Turnaround Awards represent the best of the distressed investing and reorganization industry. Nominations were judged by an independent jury of industry experts. Past performance may not be indicative of future results.

For more information, visit [raymondjames.com](http://raymondjames.com).

## THE RAYMOND JAMES PLEDGE

We, the associates of Raymond James, commit our energies, intellect and knowledge to attaining the financial objectives of our clients by providing the highest possible level of service and delivering superior investment alternatives. We believe that putting the financial well-being of our clients first ultimately serves the best interests of our shareholders, our communities and ourselves. Remaining responsive to the needs of our clients in a financial environment characterized by constant change is our continuing challenge.

# RAYMOND JAMES®

**LIFE WELL PLANNED.**

Raymond James is the official wealth management provider for the Tampa Bay Buccaneers.

Raymond James & Associates, Inc., member New York Stock Exchange/SIPC. Raymond James Financial Services, Inc., member FINRA/SIPC.

# BUCCANEERS PRESEASON TELEVISION



CHRIS MYERS



RONDÉ BARBER



DAN LUCAS

## WFLA

WFLA, News Channel 8, serves as the Buccaneers' official home for preseason football. In 2017, WFLA is producing and broadcasting three of Tampa Bay's four preseason games: on the road at Cincinnati in Week 1 and at home versus Cleveland and Washington in Weeks 3 and 4. News Channel 8 will also produce and air pregame special prior to each preseason game and anchor Dan Lucas will host "Bucs All Access," a half-hour program that will air Saturday nights at 7 p.m. during the NFL season and "Bucs Bonus" after Sunday Night Football.



Emmy-Award winning broadcaster Chris Myers will enter his 13th season in the preseason broadcast booth for Tampa Bay as the play-by-play man during the preseason. A versatile member of FOX Sports programming, Myers has handled play-by-play and sideline duties for the NFL on FOX, as well as serving as host of FOX's NASCAR pre-race show and as a sideline reporter during the Major League Baseball postseason. He also hosts his own national radio show called The Drive on FOX Sports Radio, and recently hosted the Chris Myers Interview on FOX Sports Net.

During an 11-year tenure with ESPN, Myers was involved with a number of programs, including hosting Up Close, anchoring SportsCenter and reporting on Baseball Tonight. Myers also worked as host of ESPN's NFL Matchup. While at ESPN, Myers won his first Emmy for Top Sports Feature. Myers, who was born in Florida, began his career at age 16 in Miami when he hosted his own football radio show called The Chris Myers Football Scoreboard.

Joining Myers as color analyst is Buccaneers legend Rondé Barber, who will provide Bucs fans with astute analysis gleaned from a storied 16-year NFL career with Tampa Bay. One of the most respected players in team history, Barber retired following the 2012 season and signed with FOX Sports soon after. 2017 marks Barber's fifth year in the broadcast booth. After the preseason, Barber will continue working with Myers as the pair call regular-season games for The NFL on FOX.

Barber, a five-time Pro Bowler and five-time AP All-Pro selection, entered the league as a third-round (66th overall) pick by the Buccaneers in the 1997 NFL Draft. He holds numerous team and league records, including a streak of 200 consecutive starts at cornerback, the most for that position in NFL history. Barber was a key component of the Tampa Bay defense that ruled the league in the late 1990s and early 2000s, helping bring the Bay Area a world championship in Super Bowl XXXVII.

Dan Lucas, who serves as a sports anchor and reporter for WFLA, will serve as the sideline analyst for the broadcasts. He is a Tampa native who graduated from Leto High School and went on to graduate from Florida State University. Prior to his work with WFLA, Lucas worked as weekend sports anchor at WJAC-TV in Johnstown, Pennsylvania, where he covered Penn State and all the Pittsburgh professional sports franchises.

## BUCCANEERS PRESEASON SCHEDULE

DATE	OPPONENT	TIME	STATION
8/11	at Cincinnati	7:30 PM	WFLA
8/17	at Jacksonville	8:00 PM	CBS
8/26	CLEVELAND	7:30 PM	WFLA
8/31	WASHINGTON	7:30 PM	WFLA

*\*All Times Eastern*



GENE DECKERHOFF



DAVE MOORE



T.J. RIVES

iHeart Media's 98ROCK 97.9 FM will serve as the flagship station for the Buccaneers Radio Network. 98ROCK 97.9 FM will broadcast all Buccaneers games in stereo with a 100,000-watt signal that blankets the Tampa Bay area.

Handling the play-by-play duties for the 29th straight season is Gene Deckerhoff. Deckerhoff's 29 years of service with the Buccaneers currently ranks as the fifth-longest in the NFL. Considered one of the nation's premier play-by-play announcers, Deckerhoff has also served as the voice of Florida State University football and basketball since 1979.

Deckerhoff is the former play-by-play man for the USFL's Tampa Bay Bandits and also served as the sports director for WCTV-TV in Tallahassee. Deckerhoff is a 15-time recipient of the Florida Sportscaster of the Year award, as well as the winner of the 2013 National Football Foundation Chris Schenkel Award

Dave Moore, former Tampa Bay Buccaneers tight end, enters his 11th season as color analyst with the Buccaneers Radio Network.

Moore spent 13 of his 15 seasons in the NFL with the Buccaneers. The seventh-round draft pick (191st overall) started his first season with the Dolphins in 1992 before joining the Buccaneers. Following a stint in Buffalo during the 2002 campaign, Moore returned to the Bay area and finished his NFL career with 207 receptions for 2,028 receiving yards and 28 touchdowns. He also made a Pro Bowl appearance in 2006.

T.J. Rives begins his 13th season as Tampa Bay's sideline reporter. Rives is a radio and television veteran of the Tampa Bay area and nationally for the last 24 years. He graduated with a degree in broadcasting from the former Memphis State University.

Buccaneers fans across the state can tune into Tampa Bay games thanks to the Buccaneers Radio Network. Deckerhoff's descriptions of the action -- including pre-game, halftime and post-game -- are simulcast on radio stations throughout the state.



BUCCANEERS RADIO NETWORK AFFILIATES

Arcada	WFLN 1480 AM	Orlando	WYGM 740 AM
Brooksville	WWJB 1450 AM	Pensacola	WNRN 1620 AM 92.3 FM
Daytona Beach	WYGM 740 AM	Port St. Lucie	WPSL 1590 AM
Ft. Myers	WWCN 770 AM	Sebring	WXTB 97.9FM
Gainesville	TBA	Tallahassee	WVFT 93.3 FM
Homosassa Springs	WXCW 95.3 FM	Tampa Bay/Sarasota	WXTB 97.9 FM
Lakeland	WLKF 1430 AM		
Melbourne	WYGM 740 AM		
Naples	WWCN 99.3 FM		
Ocala	TBA		

# 2017 NFL SCHEDULE

## ALL TIMES EASTERN

### WEEK 1

THURSDAY, SEPT. 7

Kansas City at New England .....8:30

SUNDAY, SEPT. 10

New York Jets at Buffalo .....1:00  
 Atlanta at Chicago .....1:00  
 Baltimore at Cincinnati .....1:00  
 Pittsburgh at Cleveland .....1:00  
 Arizona at Detroit .....1:00  
 Jacksonville at Houston .....1:00  
 Tampa Bay at Miami .....1:00  
 Oakland at Tennessee .....1:00  
 Philadelphia at Washington .....1:00  
 Indianapolis at Los Angeles Rams .....4:05  
 Seattle at Green Bay .....4:25  
 Carolina at San Francisco .....4:25  
 New York Giants at Dallas .....8:30

MONDAY, SEPT. 11

New Orleans at Minnesota .....7:10  
 Los Angeles Chargers at Denver .....10:20

### WEEK 2

THURSDAY, SEPT. 14

Houston at Cincinnati .....8:25

SUNDAY, SEPT. 17

Cleveland at Baltimore .....1:00  
 Buffalo at Carolina .....1:00  
 Arizona at Indianapolis .....1:00  
 Tennessee at Jacksonville .....1:00  
 Philadelphia at Kansas City .....1:00  
 New England at New Orleans .....1:00  
 Minnesota at Pittsburgh .....1:00  
 Chicago at Tampa Bay .....1:00  
 Miami at Los Angeles Chargers .....4:05  
 New York Jets at Oakland .....4:05  
 Dallas at Denver .....4:25  
 Washington at Los Angeles Rams .....4:25  
 San Francisco at Seattle .....4:25  
 Green Bay at Atlanta .....8:30

MONDAY, SEPT. 18

Detroit at New York Giants .....8:30

### WEEK 3

THURSDAY, SEPT. 21

Los Angeles Rams at San Francisco .....8:25

SUNDAY, SEPTEMBER 24

Baltimore vs. Jacksonville (London) .....9:30  
 Denver at Buffalo .....1:00  
 New Orleans at Carolina .....1:00  
 Pittsburgh at Chicago .....1:00  
 Atlanta at Detroit .....1:00  
 Cleveland at Indianapolis .....1:00  
 Tampa Bay at Minnesota .....1:00  
 Houston at New England .....1:00  
 Miami at New York Jets .....1:00  
 New York Giants at Philadelphia .....1:00  
 Seattle at Tennessee .....4:05  
 Cincinnati at Green Bay .....4:25  
 Kansas City at Los Angeles Chargers .....4:25  
 Oakland at Washington .....8:30

MONDAY, SEPT. 25

Dallas at Arizona .....8:30

### WEEK 4

THURSDAY, SEPT. 28

Chicago at Green Bay .....8:25

SUNDAY, OCT. 1

New Orleans vs. Miami (London) .....9:30  
 Buffalo at Atlanta .....1:00  
 Pittsburgh at Baltimore .....1:00  
 Cincinnati at Cleveland .....1:00  
 Los Angeles Rams at Dallas .....1:00  
 Tennessee at Houston .....1:00  
 Detroit at Minnesota .....1:00  
 Carolina at New England .....1:00  
 Jacksonville at New York Jets .....1:00  
 San Francisco at Arizona .....4:05  
 Philadelphia at Los Angeles Chargers .....4:05  
 New York Giants at Tampa Bay .....4:05  
 Carolina at Denver .....4:25  
 Indianapolis at Seattle .....8:30

MONDAY, OCT. 2

Washington at Kansas City .....8:30

### WEEK 5

THURSDAY, OCT. 5

New England at Tampa Bay .....8:25

SUNDAY, OCT. 8

Buffalo at Cincinnati .....1:00  
 New York Jets at Cleveland .....1:00  
 Carolina at Detroit .....1:00  
 San Francisco at Indianapolis .....1:00  
 Tennessee at Miami .....1:00  
 Los Angeles Chargers at New York Giants .....1:00  
 Arizona at Philadelphia .....1:00  
 Jacksonville at Pittsburgh .....1:00  
 Seattle at Los Angeles Rams .....4:05  
 Baltimore at Oakland .....4:05  
 Green Bay at Dallas .....4:25  
 Kansas City at Houston .....8:30\*

MONDAY, OCT. 9

Minnesota at Chicago .....8:30  
*Open date: Atlanta, Denver, New Orleans, Washington*

### WEEK 6

THURSDAY, OCT. 12

Philadelphia at Carolina .....8:25

SUNDAY, OCT. 15

Miami at Atlanta .....1:00  
 Chicago at Baltimore .....1:00  
 Cleveland at Houston .....1:00  
 Green Bay at Minnesota .....1:00  
 Detroit at New Orleans .....1:00  
 New England at New York Jets .....1:00  
 San Francisco at Washington .....1:00  
 Tampa Bay at Arizona .....4:05  
 Los Angeles Rams at Jacksonville .....4:05  
 Pittsburgh at Kansas City .....4:25  
 Los Angeles Chargers at Oakland .....4:25  
 New York Giants at Denver .....8:30\*

MONDAY, OCT. 16

Indianapolis at Tennessee .....8:30  
*Open date: Buffalo, Cincinnati, Dallas, Seattle*

### WEEK 7

THURSDAY, OCT. 19

Kansas City at Oakland .....8:25

SUNDAY, OCT. 22

Tampa Bay at Buffalo .....1:00  
 Carolina at Chicago .....1:00  
 Tennessee at Cleveland .....1:00  
 New Orleans at Green Bay .....1:00  
 Jacksonville at Indianapolis .....1:00  
 Arizona vs. Los Angeles Rams (London) .....1:00  
 New York Jets at Miami .....1:00  
 Baltimore at Minnesota .....1:00  
 Cincinnati at Pittsburgh .....1:00  
 Dallas at San Francisco .....4:05  
 Denver at Los Angeles Chargers .....4:25  
 Seattle at New York Giants .....4:25  
 Atlanta at New England .....8:30\*

MONDAY, OCT. 23

Washington at Philadelphia .....8:30  
*Open date: Detroit, Houston*

### WEEK 8

THURSDAY, OCT. 26

Miami at Baltimore .....8:25

SUNDAY, OCT. 29

Minnesota vs. Cleveland (London) .....9:30  
 Oakland at Buffalo .....1:00  
 Indianapolis at Cincinnati .....1:00  
 Los Angeles Chargers at New England .....1:00  
 Chicago at New Orleans .....1:00  
 Atlanta at New York Jets .....1:00  
 San Francisco at Philadelphia .....1:00  
 Carolina at Tampa Bay .....1:00  
 Houston at Seattle .....4:05  
 Dallas at Washington .....4:25  
 Pittsburgh at Detroit .....8:30\*

MONDAY, OCT. 30

Denver at Kansas City .....8:30  
*Open date: Arizona, Green Bay, Jacksonville, Los Angeles Rams, New York Giants, Tennessee*

### WEEK 9

THURSDAY, NOV. 2

Buffalo at New York Jets .....8:25

SUNDAY, NOV. 5

Atlanta at Carolina .....1:00  
 Indianapolis at Houston .....1:00  
 Cincinnati at Jacksonville .....1:00  
 Tampa Bay at New Orleans .....1:00  
 Los Angeles Rams at New York Giants .....1:00  
 Denver at Philadelphia .....1:00  
 Baltimore at Tennessee .....1:00  
 Washington at Seattle .....4:05  
 Arizona at San Francisco .....4:05  
 Kansas City at Dallas .....4:25  
 Oakland at Miami .....8:30\*

MONDAY, NOV. 6

Detroit at Green Bay .....8:30  
*Open date: Chicago, Cleveland, Los Angeles Chargers, Minnesota, New England, Pittsburgh*

**WEEK 10****THURSDAY, NOV. 9**

Seattle at Arizona ..... 8:25

**SUNDAY, NOV. 12**

New Orleans at Buffalo ..... 1:00

Green Bay at Chicago ..... 1:00

Cleveland at Buffalo ..... 1:00

Pittsburgh at Indianapolis ..... 1:00

Los Angeles Chargers at Jacksonville ..... 1:00

New York Jets at Tampa Bay ..... 1:00

Cincinnati at Tennessee ..... 1:00

Minnesota at Washington ..... 1:00

Houston at Los Angeles Rams ..... 4:05

Dallas at Atlanta ..... 4:25

New York Giants at San Francisco ..... 4:25

New England at Denver ..... 8:30\*

**MONDAY, NOV. 13**

Miami at Carolina ..... 8:30

*Open date: Baltimore, Kansas City, Oakland, Philadelphia***WEEK 11****THURSDAY, NOV. 16**

Tennessee at Pittsburgh ..... 8:25

**SUNDAY, NOV. 19**

Detroit at Chicago ..... 1:00

Jacksonville at Cleveland ..... 1:00

Baltimore at Green Bay ..... 1:00

Arizona at Houston ..... 1:00

Los Angeles Rams at Minnesota ..... 1:00

Washington at New Orleans ..... 1:00

Kansas City at New York Giants ..... 1:00

Buffalo at Los Angeles Chargers ..... 4:05

Cincinnati at Denver ..... 4:25

New England vs. Oakland (Mexico City) ..... 4:25

Philadelphia at Dallas ..... 8:30\*\*

**MONDAY, NOV. 20**

Arizona at Seattle ..... 8:30

*Open date: Carolina, Indianapolis, Miami, New York Jets, San Francisco, Tampa Bay***WEEK 12****THURSDAY, NOV. 23**

Minnesota at Detroit ..... 12:30

Los Angeles Chargers at Dallas ..... 4:30

New York Giants at Washington ..... 8:30

**SUNDAY, NOV. 26**

Tampa Bay at Atlanta ..... 1:00

Cleveland at Cincinnati ..... 1:00

Tennessee at Indianapolis ..... 1:00

Buffalo at Kansas City ..... 1:00

Miami at New England ..... 1:00

Carolina at New York Jets ..... 1:00

Chicago at Philadelphia ..... 1:00

New Orleans at Los Angeles Rams ..... 4:05

Seattle at San Francisco ..... 4:05

Jacksonville at Arizona ..... 4:25

Denver at Oakland ..... 4:25

Green Bay at Pittsburgh ..... 8:30\*\*

**MONDAY, NOV. 27**

Houston at Baltimore ..... 8:30

**WEEK 13****THURSDAY, NOV. 30**

Washington at Dallas ..... 8:25

**SUNDAY, DEC. 3**

Minnesota at Atlanta ..... 1:00

Detroit at Baltimore ..... 1:00

New England at Buffalo ..... 1:00

San Francisco at Chicago ..... 1:00

Tampa Bay at Green Bay ..... 1:00

Indianapolis at Jacksonville ..... 1:00

Denver at Miami ..... 1:00

Carolina at New Orleans ..... 1:00

Kansas City at New York Jets ..... 1:00

Houston at Tennessee ..... 1:00

Cleveland at Los Angeles Chargers ..... 4:05

Los Angeles Rams at Arizona ..... 4:25

New York Giants at Oakland ..... 4:25

Philadelphia at Seattle ..... 8:30\*\*

**MONDAY, DEC. 4**

Pittsburgh at Cincinnati ..... 8:30

**WEEK 14****THURSDAY, DEC. 7**

New Orleans at Atlanta ..... 8:25

**SUNDAY, DEC. 10**

Indianapolis at Buffalo ..... 1:00

Minnesota at Carolina ..... 1:00

Chicago at Cincinnati ..... 1:00

Green Bay at Cleveland ..... 1:00

San Francisco at Houston ..... 1:00

Seattle at Jacksonville ..... 1:00

Oakland at Kansas City ..... 1:00

Detroit at Tampa Bay ..... 1:00

Tennessee at Arizona ..... 4:05

New York Jets at Denver ..... 4:05

Washington at Los Angeles Chargers ..... 4:05

Philadelphia at Los Angeles Rams ..... 4:25

Dallas at New York Giants ..... 4:25

Baltimore at Pittsburgh ..... 8:30\*\*

**MONDAY, DEC. 11**

New England at Miami ..... 8:30

**WEEK 15****THURSDAY, DEC. 14**

Denver at Indianapolis ..... 8:25

**SATURDAY, DEC. 16**

Chicago at Detroit ..... 4:30

Los Angeles Chargers at Kansas City ..... 8:25

**SUNDAY, DEC. 17**

Miami at Buffalo ..... 1:00

Green Bay at Carolina ..... 1:00

Baltimore at Cleveland ..... 1:00

Houston at Jacksonville ..... 1:00

Cincinnati at Minnesota ..... 1:00

New York Jets at New Orleans ..... 1:00

Philadelphia at New York Giants ..... 1:00

Arizona at Washington ..... 1:00

Los Angeles Rams at Seattle ..... 4:05

New England at Pittsburgh ..... 4:25

Tennessee at San Francisco ..... 4:25

Dallas at Oakland ..... 8:30\*\*

**MONDAY, DEC. 18**

Atlanta at Tampa Bay ..... 8:30

**WEEK 16****SATURDAY, DEC. 23**

Indianapolis at Baltimore ..... 4:30

Minnesota at Green Bay ..... 8:30

**SUNDAY, DEC. 24**

Tampa Bay at Carolina ..... 1:00

Cleveland at Chicago ..... 1:00

Detroit at Cincinnati ..... 1:00

Miami at Kansas City ..... 1:00

Buffalo at New England ..... 1:00

Atlanta at New Orleans ..... 1:00

Los Angeles Chargers at New York Jets ..... 1:00

Los Angeles Rams at Tennessee ..... 1:00

Denver at Washington ..... 1:00

Jacksonville at San Francisco ..... 4:05

New York Giants at Arizona ..... 4:25

Seattle at Dallas ..... 4:25

**MONDAY, DEC. 25**

Pittsburgh at Houston ..... 4:30

Oakland at Philadelphia ..... 8:30\*\*

**WEEK 17****SUNDAY, DEC. 31**

Carolina at Atlanta ..... 1:00

Cincinnati at Baltimore ..... 1:00

Green Bay at Detroit ..... 1:00

Houston at Indianapolis ..... 1:00

Buffalo at Miami ..... 1:00

Chicago at Minnesota ..... 1:00

New York Jets at New England ..... 1:00

Washington at New York Giants ..... 1:00

Dallas at Philadelphia ..... 1:00

Cleveland at Pittsburgh ..... 1:00

New Orleans at Tampa Bay ..... 1:00

Jacksonville at Tennessee ..... 1:00

Kansas City at Denver ..... 4:25

San Francisco at Los Angeles Rams ..... 4:25

Oakland at Los Angeles Chargers ..... 4:25

Arizona at Seattle ..... 4:25

Sunday Night game TBD

\* Note: Up to 2 games may be flexed into Sunday Night between Weeks 5-10.

\*\*Note: Standard Sunday Night flexing rules from Weeks 11-17.

**POSTSEASON****WILD CARD WEEKEND***Saturday, January 6 and Sunday, January 7***DIVISIONAL PLAYOFFS***Saturday, January 13 and Sunday, January 14***CONFERENCE CHAMPIONSHIPS***Sunday, January 21***AFC-NFC PRO BOWL***Sunday, January 28***SUPER BOWL LII***Sunday, February 4**Minneapolis, Minnesota*

# BUCCANEERS.COM

THE TAMPA BAY BUCCANEERS' HOME ON THE WEB

Since its launch in 1999, Buccaneers.com has emerged as the definitive source for information, entertainment, video, photography, game coverage and locker-room access regarding the Tampa Bay Buccaneers. The site continues to be on the cutting-edge of digital sports coverage and is dedicated to providing visitors with the sort of exclusive access that can't be gleaned from any other source.

Buccaneers.com also provides fans and members of the media with coverage of all team press conferences following games, on the day after games and during special announcements. Many of these press conferences are streamed live on the site.

A special media section of Buccaneers.com includes dozens of items to help print, radio, television and Internet sources perform their jobs and keep football fans in the know.

Below is a summary of some of the site's most popular content:

## NEWS SOURCE

- Inside source for news on team transactions, such as player signings, roster cuts and depth chart changes
- Up-to-date roster, depth chart and transactions pages
- Feature articles on relevant players and subjects

## PHOTOS AND VIDEO

- Archives of press conferences and other events made available shortly after their conclusion
- Live coverage of all postgame and day-after-game press conferences by the head coach, in addition to other selected press conferences and media availabilities
- Frequent video and audio interviews, complete with a deep archive spanning many seasons
- Weekly game highlights produced by NFL Films
- NFL Network coverage of the Buccaneers
- Extensive image archive and special photo galleries

## GAME COVERAGE

- Pregame news, including injury updates, lineup information, inactive players and thoughts from the head coach
- Pregame sideline report with Senior Writer/Editor Scott Smith
- Game photos transmitted directly from Buccaneers' sideline
- Up-to-the-minute injury and lineup information
- Wrap-up story posted immediately after the game
- Game highlights from the Buccaneers' video department
- Social media rewinds to recap the game.

## MEDIA TOOLS

- Constantly updated and easy to download rosters, depth charts, weekly releases, statistics pages and other informational files
- Always up-to-date press release archives
- Credential information and other team media policies

The screenshot shows the Buccaneers.com homepage. At the top is a navigation bar with tabs: HOME, NEWS, PHOTOS, TEAM, TICKETS, SCHEDULE, SHOP, FAN, CHAT, COMMUNITY, MEMBERS, and STADIUM. Below this is a large featured article titled "HALL OF FAME CLUB" with a sub-headline "ALL-NEW AND ALL-INCLUSIVE LIMITED MEMBERSHIP AVAILABLE NOW". To the right of this article are "LATEST HEADLINES" including "Headlines: Reflecting on Offseason Workouts", "Watch: Buccaneers Insider Live, June 21", "Everybody Wins at Rookie's Playoff Event", "Photos: Buccaneers' Complete Roster", "Buccaneers' Best Defender of All-Time?", "Vernon Hargreaves Living Up to Expectations", "Darlington Impressed with Winston's Progress", "A Reunion the Buccaneers Must Have in 2016", "Photos: 2016 Buccaneers Cheerleaders", "Headlines: The NFL's Quiet Period", and "Photos: Best of Buccaneers Offseason". Below the featured article is a section titled "5 ROOKIE THE BUCC MUST STOP IN 2016" with a sub-headline "Tampa Bay will take on 5 of the top 100 players available in this year's draft in the fall". At the bottom of the page is a section titled "BUY REASON PASSED" with sub-sections: GROUP TICKETS, HALL OF FAME CLUB, and RENEW NOW. To the right of this section is a "FUEL YOUR PERFORMANCE" advertisement for Gatorade. Below the advertisement is a "HALL OF FAME CLUB" advertisement. At the bottom of the page is a "WHEN IT COMES TO GETTING FINANCIAL ADVICE, GO LONG." advertisement for Chevron with TECHTRON. Below this is a "CARE FOR YOUR CAR" advertisement for Shell. At the bottom of the page is a "THIS IS THE EVOLUTION OF GAME DAY GET THE APP" advertisement. To the right of this is an "INTRODUCING THE SPECIALTY PLATE" advertisement for the Buccaneers.

## ADDITIONAL FEATURES

- Cheerleader section featuring photos and bios
- Ticket and seating information
- Detailed stadium information, featuring seating diagrams, parking maps and concession locations
- Community relations updates
- Official Online Team Store

## BUCCANEERS ON SOCIAL MEDIA

Facebook: /tampabaybuccaneers

Twitter: @tbbuccaneers

Instagram: @tbbuccaneers

Snapchat: bucsnfl

YouTube: /tbbuccaneers




## CHEERLEADERS

Since 1976, the Tampa Bay Buccaneers Cheerleaders have charmed the team's avid fans, performed to worldwide acclaim, and cheered the team to a Super Bowl Championship.

The 35 women that comprise the squad are chosen from hundreds of candidates each year to represent the team and include athletes, educators, professionals, students and mothers. These talented women are committed both to the team and the community, making a number of appearances for both corporate and non-profit events throughout their term.

In addition to their work within the Tampa Bay area, the Tampa Bay Buccaneers Cheerleaders also serve as ambassadors for the organization throughout the United States and beyond, traveling to locations in Asia, Canada, Egypt, Japan, Europe, Australia, California, Texas and Hawaii.



### TARA BATTIATO

#### CHEERLEADING MANAGER

In 2017, Tara Battiato enters her fourth season directing the Tampa Bay Buccaneers Cheerleaders as the team's Cheerleading Manager. Battiato spent five seasons cheering with the Denver Broncos, serving as a team captain for four years and traveling to Hawaii as the team's 2013 Pro Bowl Representative.

Battiato also has professional dance experience working with the Houston Rockets, Boise State Main Line Dance Team, and Austin Ballet Company.

A native of Littleton, Colorado, Battiato graduated with honors from Boise State.



## 2017 TAMPA BAY BUCCANEERS CHEERLEADERS

**ALEX**  
3rd Season  
**ALI**  
4th Season - Captain  
**ALLISON**  
3rd Season  
**ANNA**  
Rookie  
**APRIL**  
3rd Season  
**ARIANA**  
Rookie  
**ASHLEY**  
2nd Season  
**BRITTANY**  
2nd Season  
**BROOKE**  
3rd Season

**CHANNING**  
Rookie  
**CHLOE**  
4th Season  
**CORINNE**  
Rookie  
**DEMI**  
Rookie  
**DIANA**  
Rookie  
**ELIZABETH P.**  
4th Season  
**ELIZABETH L.**  
2nd Season  
**EMILY**  
Rookie  
**EMMA**  
Rookie

**GABRYELE**  
3rd Season  
**JULIA**  
3rd Season - Captain  
**JUNE**  
2nd Season  
**KAYLA A.**  
2nd Season  
**KAYLA T.**  
Rookie  
**KRISTIN**  
2nd Season  
**KYMBERLI**  
4th Season - Captain  
**LAMEITRIA**  
Rookie  
**LINDSEY B.**  
3rd Season

**LINDSEY W.**  
2nd Season  
**MICHAELA**  
3rd Season  
**MICHELLE**  
3rd Season  
**ROSE**  
Rookie  
**SARAH**  
Rookie  
**STEPHANIE**  
Rookie  
**TALYN**  
Rookie  
**TESSA**  
4th Season - Captain



# MEDIA POLICIES AND GAMEDAY INFORMATION

## MEDIA POLICIES

**Interview Requests:** All interview requests for Tampa Bay Buccaneers players, coaches, executives or staff members should be directed to the Communications Department at (813) 554-1311. Phone interviews should be arranged in advance and are subject to availability. Head Coach Dirk Koetter will address the media directly after practices and will make a weekly conference call each Wednesday to speak with opposing team media. Koetter will also have a regularly scheduled day-after-game press conference. Please contact Buccaneers Communications for details.

**Open Locker Room Periods:** The Buccaneers will observe a weekly players' day off every Tuesday of regular game weeks. Open locker room periods for accredited media will be offered each Monday, Wednesday, Thursday and Friday. Times for the open locker room sessions are available by contacting the Communications department. .

**Practice Regulations:** Times for the team's weekly practices are available by calling the Buccaneers' Communications department. All practices are closed to the public. Regularly credentialed media, still photographers and videographers may attend approximately the first 30 minutes of practice. Reporters who are not regular members of the Buccaneers' media corps should contact the Communications department to discuss practice attendance.

**Game Credentials:** Credential requests are honored for accredited media on specific assignment and must be made through the Buccaneers' Communications department. Credentials will not be issued to writers or photographers working on a freelance basis unless the request is made by an approved publication or news organization. Season-long credentials are issued in August; game-by-game credentials must be requested at least one week prior to each home game. All credential requests must be submitted via the Buccaneers' media site at <http://media.buccaneers.com>. Contact Brooke Skelley with any questions regarding credentials.

**Press Releases:** The Buccaneers' weekly press release, including updated statistics, player bios, etc., may be obtained in the team's press facility at One Buccaneer Place or on the media site. The team's weekly injury report and daily transcripts can be found in the same locations.

## GAMEDAY INFORMATION

**Entry:** The media entrance at Raymond James Stadium is located near Dock D on the southwest corner of the facility. The entrance to the media lobby can be found just north of the southwest ramps and just south of the television truck parking area. The press box and television and radio booths may be reached via a media-dedicated elevator on the east side of the lobby.

**Will Call:** Members of the media needing to pick up their pass at the game will find the media will call area just inside the media entrance at Dock D. The media will call is staffed beginning four hours prior to kickoff. Ticket will call is located on the south end of the stadium, accessible from the outside between Ramps C and D.

**Phones:** Media needing a phone on gameday must contact Sandra Jones of CenturyLink (800-471-1139) prior to the day of the game. If you do not place an order prior to the day of the game, you will be responsible for any charges from Sprint for setting up these services on gameday.

**Locker Room Access:** Both team locker rooms will be open to press bearing the proper credentials following the NFL-mandated 10-minute cooling-off period. The media elevator will transport members of the press that wish to visit the locker room at a designated time in the fourth quarter. To reach either locker room from the press box, simply take the elevator to the ground level and follow the corridor running parallel to the field's west sideline.

**NOTE:** Unless previously arranged, no interviews of players for either team are allowed on the field following the game.

## TAMPA BAY BUCCANEERS

One Buccaneer Place – Tampa, FL 33607

### PHONE NUMBERS

**Main:** (813) 870-2700 – **Communications:** (813) 554-1311

**Communications Fax:** (813) 387-6317 – **Ticket Office:** (813) 879-2827

### COMMUNICATIONS DEPARTMENT

<b>Vice President of Communications</b>	Nelson Luis nluis@buccaneers.nfl.com	Work: (813) 554-1314
<b>Senior Communications Manager</b>	Michael Pehanich mpehanich@buccaneers.nfl.com	Work: (813) 870-2700, ext. 2251
<b>Communications Manager</b>	Allen Barrett abarrett@buccaneers.nfl.com	Work: (813) 870-2700, ext. 2561
<b>Communications Coordinator</b>	Chris King cking@buccaneers.nfl.com	Work: (813) 870-2700, ext. 2464
<b>Communications Assistant</b>	Brooke Skelley bskelley@buccaneers.nfl.com	Work: (813) 870-2700, ext. 2522
<b>Director of Broadcast Operations</b>	Jeff Ryan jryan@buccaneers.nfl.com	Work: (813) 870-2700, ext. 1352





[www.glazerfamilyfoundation.org](http://www.glazerfamilyfoundation.org)



[www.glazermuseum.org](http://www.glazermuseum.org)

In 2010, the Foundation helped create a new way for children to become lifelong learners and leaders: the Glazer Children's Museum.

The Glazer Children's Museum opened on September 25, 2010 along the waterfront in downtown Tampa. The 53,000 square-foot building is not a typical museum, but a place with activities, games and challenges that allows children to learn in an exciting, stimulating environment. The world-class facility has already hosted approximately 1.4 million guests since opening in 2010 and been honored both locally and nationally for educational excellence and economic impact. In 2012, the Tampa Bay Business Journal named the Glazer Children's Museum as its Arts, Culture and Humanities "Nonprofit of the Year," while in 2016, Tripping.com listed it as one of the top 10 children's museums in the Nation.

A combination of permanent and traveling exhibits, comprehensive year-round programs and special events provide children, parents, caregivers and teachers with a rich and ever-changing atmosphere for playful learning. Kids can enjoy more than 170 unique, interactive exhibits called 'Interactivities' throughout 12 differently-themed areas committed to education and imagination. Children can pretend to be airplane pilots, cruise ship captains, construction workers, fire fighters, doctors and more in a safe, engaging environment.

Having established impactful partnerships with schools, nonprofit organizations and civic leaders, the Glazer Children's Museum serves as an invaluable resource to the community. A main attraction in downtown Tampa and a destination for local residents, regional visitors and tourists, the Museum is in a class all its own. For hours of operation, directions and more information, visit [www.GlazerMuseum.org](http://www.GlazerMuseum.org).

