



TOGETHER
WE CAN DO MORE.

2018 MEDIA GUIDE



ARIZONA CARDINALS

2018 SEASON SCHEDULE

PRESEASON

SAT.
AUG. 11

LOS ANGELES
CHARGERS



7:00 PM

SUN.
AUG. 26

DALLAS
@ **COWBOYS**⁺



5:00 PM

FRI.
AUG. 17

NEW ORLEANS
@ **SAINTS**



5:00 PM

THU.
AUG. 30

DENVER
BRONCOS



7:00 PM

REGULAR SEASON

SUN.
SEP. 9

WASHINGTON
REDSKINS



1:25 PM

SUN.
SEP. 16

LOS ANGELES
@ **RAMS**



1:05 PM

SUN.
SEP. 23

CHICAGO
BEARS



1:25 PM

SUN.
SEP. 30

SEATTLE
SEAHAWKS



1:05 PM

SUN.
OCT. 7

SAN FRANCISCO
@ **49ERS**^{*}



1:25 PM

SUN.
OCT. 14

MINNESOTA
@ **VIKINGS**^{*}



10:00 AM

THU.
OCT. 18

DENVER
BRONCOS[#]



5:20 PM

SUN.
OCT. 28

SAN FRANCISCO
49ERS^{*}



1:25 PM

SUN.
NOV. 11

KANSAS CITY
@ **CHIEFS**^{*}



11:00 AM

SUN.
NOV. 18

OAKLAND
RAIDERS^{*}



2:05 PM

SUN.
NOV. 25

LOS ANGELES
@ **CHARGERS**^{*}



2:05 PM

SUN.
DEC. 2

GREEN BAY
@ **PACKERS**^{*}



11:00 AM

SUN.
DEC. 9

DETROIT
LIONS^{*}



2:25 PM

SUN.
DEC. 16

ATLANTA
@ **FALCONS**^{*}



11:00 AM

SUN.
DEC. 23

LOS ANGELES
RAMS^{*}



2:05 PM

SUN.
DEC. 30

SEATTLE
@ **SEAHAWKS**^{*}



2:25 PM

BYE WEEK | SUN. NOV. 4

All times MST (Arizona) | + NBC, # FOX, NFL Network | * Subject to flexible scheduling decisions



TABLE OF CONTENTS

CARDINALS STAFF

Directory, Cardinals Staff	3-4
Bidwill, William V. (Bio)	5
Bidwill, Michael J. (Bio)	6-8
Minegar, Ron (Bio)	9
Keim, Steve (Bio)	10-11
Wilks, Steve (Bio)	12-13
Coaches, Assistant (Bios)	14-36
Personnel/Scouting Staff (Bios)	37-45
Athletic Training/Equipment/Video (Bios)	45-46
Staff Photos	47-50

THE PLAYERS

Player Bios, 2018	52-194
-----------------------------	--------

2017 IN REVIEW

Final Statistics, 2017	198-199
Defensive Statistics/Summaries 2017	200-202
Starting Lineups, 2017	203
Game-By-Game Offense/Defense, 2017	204-205
Game Summaries, 2017	206-213
Player Participation, 2017	214-215
Miscellaneous Stats, 2017	216

RECORDS

Rushing Yards, Single-Game Bests	218-219
Passing Yards, Single-Game Bests	219
Receiving Yards, Single-Game Bests	220
Sacks, Single-Game Bests	220
Longest Runs	220
Longest Pass Plays	220-221
Longest Punts	221
Longest Punt Returns	221
Longest Kickoff Returns	222
Longest Interception Returns	222
Longest Fumble Returns	222
100-Yard Rushing Games	222-223
100-Yard Receiving Games	224-226
300-Yard Passing Games	227-228
Scoring, Individual Records	228-229
Rushing, Individual Records	230
Passing, Individual Records	231-232
Receiving, Individual Records	232
Combined Yardage, Individual Records	233
Interceptions, Individual Records	233
Sacks, Individual Records	234
Punting, Individual Records	234
Punt Returns, Individual Records	235
Kickoff Returns, Individual Records	235-236
Fumbles, Individual Records	236
Longevity, Individual Records	236
Biggest Comebacks, Team Records	237-239
Scoring, Team Records	240
First Downs, Team Records	241
Total Yards, Team Records	241
Rushing, Team Records	241
Passing, Team Records	241-242

Interceptions, Team Records	242
Penalties, Team Records	242
Punting, Team Records	242
Punt Returns, Team Records	243
Kickoff Returns, Team Records	243
Fumbles, Team Records	243
Miscellaneous, Team Records	243
Cardinals In The Playoffs	244
Postseason Records, Individual	244-245
Postseason Records, Team	245-246
Playoff Game Summaries (1988-present)	247-252

HISTORY

History of Franchise	254-258
All-time Roster, Alpha/Numerical	259-275
Retired Jerseys	276
Annual Results	277
All-time Results/Stats, Year-By-Year	278-335
Preseason Results, All-Time	336-338
Team-By-Team Results	339-344
Statistical Leaders, Year-By-Year	345-349
Turnover Differentials, Year-By-Year	350
Shutouts (Cardinals And Opponents)	351
Two-Point Conversions, All-Time	352
Defensive/Special Teams Touchdowns, All-Time	353-354
Quarterback Information, All-Time	355
Prime Time Games/Thanksgiving Games	356-357
Hottest/Coldest Games	357
Head Coaches, All-Time	358
Assistant Coaches, All-Time	358-359
Ring Of Honor Inductees	360-362
Pro Bowl Information	363-364
Player Of The Week Selections	365
Overtime Games	366
Postseason Awards	367-369
First-Round Choices, All-Time	370
Draft History, All-Time	370-376

MISCELLANEOUS

2018 NFL Schedule, Week-By-Week	378-380
Flex Scheduling	381
Cardinals "Flight Plan" Series	381
University of Phoenix Stadium Economic Impact	382
NFL Policy For Retractable Roofs	383
Cardinals Charities	384-385
Cardinals In The Community	386-387
About Univ. of Phoenix Stadium	388-395
Univ. Of Phoenix Stadium Seating/Parking	396-397
Home Games with Roof Open/Sellout Streak	398
Cheerleaders/Big Red	399
Pregame Entertainment Options	400
Broadcasting Information	402-403
Cardinals on the Internet/Social Media	405
NFL PR Contacts	406
Index	407
Super Bowl LVII in Arizona	408



CARDINALS DIRECTORY

EXECUTIVE STAFF

William V. Bidwill	Chairman and Owner
Michael J. Bidwill	President
Steve Keim	General Manager
Ron Minegar	Executive Vice President/ Chief Operating Officer
Greg Lee	Chief Financial Officer
David Koeninger	General Counsel
Melissa Gaspard	Executive Assistant/Paralegal
Amber Lechuga	Executive Assistant

COACHING STAFF

Steve Wilks	Head Coach
Al Holcomb	Defensive Coordinator
Mike McCoy	Offensive Coordinator
Jeff Rodgers	Special Teams Coordinator
Chris Achuff	Assistant Defensive Line
Terry Allen	Bill Bidwill Fellowship/RBs
Ray Brown	Offensive Line
Alonso Escalante	Defensive Quality Control
Larry Foote	Linebackers
Kevin Garver	Wide Receivers
Charlie Haribson	Assistant Defensive Backs
Steve Heiden	Assistant Offensive Line
Don Johnson	Sr. Assistant/Defensive Line
Byron Leftwich	Quarterbacks
Randall McCray	Assistant Special Teams
David Merritt, Sr.	Defensive Backs
Jason Michael	Tight Ends
Buddy Morris	Strength and Conditioning
Troy Rothenbuhler	Offensive Quality Control
Vernon Stephens	Assistant Strength and Conditioning
Cameron Turner	Offensive Assistant
Kirby Wilson	Running Backs

FOOTBALL OPERATIONS

Terry McDonough	Vice President, Player Personnel
Mike Disner	Director, Football Administration
Matt Caracciolo	Director, Football Operations
Dru Grigson	Director, College Scouting
Quentin Harris	Director, Pro Scouting
Chris Culmer	Western Regional Scout
Luke Palko	Eastern Regional Scout
Ryan Gold	College Scouting Coordinator
Zac Canty	Area Scout
Alfonza Knight	Area Scout
John Mancini	Area Scout
Josh Scobey	Area Scout
Darius Vinnett	Area Scout
Glen Fox	Pro Scout
Adrian Wilson	Scout
Zach Devlin	Scout
Ben Burress	Assistant to the Head Coach
Evan Lodder	Sports Science Coordinator
Charlie Adkins	Football Operations Assistant
Nathan DiGregorio	Scouting Assistant
Chad Jenkins	Scouting Assistant
Carter Tamblын	Football Technology Developer
Stacey Weber	Director, Culinary Operations
Lennie Buzinski	Sous Chef
Matt Carvalho	Executive Chef
Sarah Jones	Team Nutrition Manager
Jessica Bichler	Assistant Team Nutrition Manager
Taylor Mogel	Corporate Nutrition Manager
Kristian Pena	Team Chef

Scott Phillipy	Chief Engineer/Building Operation Manager
Nic Maxson	Maintenance Technician
Jose Silva	Maintenance Technician

ATHLETIC TRAINING/MEDICAL

Tom Reed	Head Athletic Trainer
Dr. David Hines	Assistant Athletic Trainer/ Physical Therapist
Chad Cook	Assistant Athletic Trainer
Jeff Herndon	Assistant Athletic Trainer
Kali Gallaher	Sports Nutritionist
Dr. Wayne Kuhl	Head Team Physician (Internist)
Dr. Jeff Nebelsieck	Team Physician (Internist)
Dr. Gary Waslewski	Lead Team Orthopedist
Dr. Doug Freedberg	Team Physician (Orthopedist)
Dr. Sheldon Martin	Team Physician (Orthopedist)
Dr. Destin Hill	Team Physician (Sports Medicine)
Curtis Maynard, DC	Team Chiropractor
Dr. Randall Porter	Team Neurosurgeon
Dr. Paul Petelin, Jr.	Team Ophthalmologist
Dr. Michael Zacher	Team Dentist
Dan Blackwood, PhD	Neuro-Psychologist
Andrew Chavkin, DC	Chiropractor/Active Release
Brett Fischer	Physical Therapist Consultant
Dr. Rahsaan Lindsey	Psychiatrist
Dr. Geoffrey Drobot	Naturopathic Physician
Dr. Christopher Yeung	Orthopedic Spine Specialist

EQUIPMENT

Mark Ahlemeier	Equipment Manager
Steve Christensen	Asst. Equipment Manager
Jeff Schwimmer	Asst. Equipment Manager
Parker Brown	Asst. Equipment Manager

VIDEO

Jeff Wallo	Video Director
Craig Norgren	Assistant Video Director
Spencer Missioreck	Video Assistant
Stephanie Solis	Video Assistant

COMMUNITY RELATIONS

Luis Zendejas	Senior Director, Community Relations
Mo Streety	Manager, Youth Football
Adam Richman	Community Relations/Alumni Program Coordinator
Estelle Moreno	Administrative Assistant

FINANCE

Teresa Miller	Director, Financial Planning and Analysis
Christine Harms	Controller
Kara Primack	Director, Finance Database Development & Analytics
Emilee Reese	Accounting Manager
Carol Benjamin	Payroll/Hiring & Benefits Administrator
Kaitlyn Drenner	Finance Database & Budget Analyst
Veronica Castro	Senior Accountant
Thedra Dunbar	Accounts Payable
D'Ann Jordan	Executive Assistant
Melissa Anderson	Alumni Benefits Coordinator
Marie Miller	Receptionist

INFORMATION TECHNOLOGY

Mark Feller	Vice President, Technology
James Novy	Network Server Administrator
Shannon Morrisette	Network Security Administrator
Teresa Le	Network Administrator
Matthew Montes	IT Specialist



MEDIA RELATIONS

Mark Dalton Senior Vice President, Media Relations
Chris Melvin Director, Media Relations
Mike Helm Manager, Media Relations
Imani Suber Media Relations Coordinator
Chase Russell Media Relations Coordinator

OPERATIONS AND MAINTENANCE

Tony Pereira Vice President, Stadium Operations
Lacey Probst Manager, Stadium Operations
Andrew Levy Turf Manager
Adam Jones Assistant Turf Manager
Tim Johnston Assistant Turf Manager
Abe Casillas Assistant Turf Manager

PLAYER DEVELOPMENT

Anthony Edwards . . . Senior Director, Player Development

MARKETING

Lisa Manning Senior Vice President, Marketing
Tim Beach Senior Director, Game Entertainment and Special Events
Orlando Avila Senior Manager, Marketing and Broadcast Services
Darren Urban . . . Senior Manager, Digital Content/Senior Writer
Kristina Chippen Director, Cardinals Cheerleaders
Mike Chavez Manager, Creative Services
Rolando Cantu . . . Manager, International Business Ventures
Brandon Naidus Manager, Social Media
Jesse Aranda Coordinator, Social Media
Kalene Romero Coordinator, Game Entertainment and Special Events
Nick Erikson Coordinator, Fan Development and Loyalty
Max Eller Coordinator, Marketing and Broadcast Services
Taylor Homes Coordinator, Marketing and Broadcast Services
Kyle Odegard Coordinator, Digital Content/Staff Writer
Sandy McAfee Coordinator, Digital Platforms
Amy Robinson Coordinator, Creative Services
Jackson Sipes Coordinator, Digital Graphics

BROADCASTING

Tim DeLaney . . . Vice President, Broadcasting/Digital Content
Jim Omohundro . . . Senior Manager/Producer, Broadcasting
Richard Mendez . . . Senior Manager/Producer, Broadcasting
Jonathan Hayward Senior Producer, Broadcasting
Lisa Matthews Multimedia Producer/Reporter
Dan Nettles Broadcast Editor/Coordinator
Grant Greeley Broadcast Coordinator/Producer
Javier Rodriguez Bi-lingual Content Producer
Dave Pasch Radio Play-by-Play Announcer
Ron Wolfley Radio Play-by-Play Analyst
Gabriel Trujillo Spanish Radio Play-by-Play Announcer/Producer

Paul Calvisi Reporter/Host, Broadcasting
Mike Jurecki Broadcast/Digital Content Correspondent
Craig Grialou Broadcast/Digital Content Correspondent

SCOREBOARD

Michael Conner Director, Videoboard and Event Production
Shane Gavin Event & Systems Engineer
Chris Calandro Event & Systems Audio Engineer
Amanda Flanagan Production Manager
Aaron O'Brien Senior Event Producer

BUSINESS DEVELOPMENT

Steve Ryan . . . Senior Vice President, Business Development
Mike Jaquinta Director, Business Development
Scott Coleman Director, Partner Service & Activation
John Misch Senior Manager, Business Development
Sean Ferretti Manager, Business Development
Todd Santino Manager, Business Development
Elizabeth Yeast Senior Manager, Partner Service and Activation
Michelle Speer . . . Executive, Partner Service and Activation
Jonathan Hidalgo Coordinator, Partner Service and Activation
Erica MacKenzie Coordinator, Research & Analytics

BOX OFFICE

Steve Bomar Senior Director, Ticketing
Ryan Funk Box Office Manager
Stephanie Lahaie Event Creation Specialist
Rachel Baderman Event Supervisor
Lara Wroblewski Event Supervisor
Kim Cruz Ticket Office Representative
Lauren Fortney Ticket Office Representative
Mark Preston Ticket Office Representative
MacKenzie Sanford Ticket Office Representative

TICKET SALES & SERVICE

Ron Campbell Senior Director, Ticket Sales
Cari Belanger-Maas Director, Premium Services & Guest Relations
Joshua Strumlauf Manager, Group Sales
Tye Jacobs Account Executive, Group Sales
Alex Herrera Premium Services Coordinator
Amanda Boland Premium Services Coordinator
Ryan Harris Account Executive, Ticket Sales
Steve Carlson Account Executive, Ticket Sales
Courtney Cates Account Executive, Ticket Sales
Daniel Conlon Account Executive, Ticket Sales
Jeff Orenstein Account Executive, Ticket Sales
Mathew Schaper Account Executive, Ticket Sales
Justin Baird Account Executive, Ticket Sales
Christopher Smith Account Executive, Ticket Sales

SECURITY

Shawn Kinsey Vice President, Security
Kristi Johnson Director, Security

QUICK REFERENCE

MAILING ADDRESS
P.O. Box #888
Phoenix, AZ 85001-0888

STREET ADDRESS
8701 S. Hardy Drive
Tempe, AZ 85284-2800

UNIVERSITY OF PHOENIX STADIUM
One Cardinals Drive
Glendale, AZ 85305

ADMINISTRATIVE OFFICES

Switchboard 602/379-0101
Administrative FAX 602/379-1819
Marketing FAX 602/379-1772

TICKETS

Ticket Office 602/379-0102
800/999-1402
Ticket FAX 602/379-1773
Tickets www.azcardinals.com/tickets
Ticketmaster 800/745-3000



**ARIZONA
CARDINALS**



WILLIAM V. BIDWILL

OWNER

William V. Bidwill's association with the Cardinals began as a child ball boy on Chicago's South Side and continues today as owner.

A native of Chicago, Bill Bidwill presides over the oldest continuously-operated professional football franchise. Founded in 1898, the Cardinals join the Chicago Bears as the only two remaining charter members of the National Football League (1920). As his involvement with the team continues through its eighth different decade, the current one has seen the franchise reach unprecedented heights.

Over the past five seasons, the Cardinals won more games (50) than in any other five-year stretch in team history. In 2015, Arizona captured its third NFC West crown after posting a franchise-record 13 wins during the regular season. The Cardinals also earned the first postseason bye in team history in 2015. The Cardinals have gone .500 or better in eight of the last 11 seasons - including four 10-win campaigns during that span - and has sold out all 124 games played at University of Phoenix Stadium since it opened in 2006.

The Cardinals have remained in the Bidwill family since Bill's father, Charles, a prominent Chicago sports figure and member of the Pro Football Hall of Fame, purchased the team in 1932. Charles ran the club until his death in the Cardinals' NFL championship year of 1947. Charles' wife, Violet, then guided the franchise's fortunes for the next 15 years, followed jointly by sons Bill and Charles, Jr. (Stormy). Bill became sole owner in 1972.

Named a Cardinals vice president during his undergraduate days at Georgetown University, Bill Bidwill returned to Chicago from the Navy in 1956 to begin assisting family interests that included football. When the Cardinals moved to St. Louis in 1960, Bidwill returned to the organization on a full-time basis.

Bidwill continues to have a presence at the Cardinals training facility and is a popular fixture at team events, charity functions and football activities. An active supporter of various civic and charitable organizations and endeavors, Bidwill directed the formation of Cardinals Charities, the team's organization dedicated to supporting worthy Arizona causes, shortly after the Cardinals arrived in the state.

While he is well-known for his understated nature and a preference for staying out of the spotlight, Bidwill has been unable to avoid accolades in recent years for his contributions and accomplishments as Cardinals owner.

Most recently, in November of 2017 Bidwill was inducted into the Arizona Sports Hall of Fame as

part of its 2017 class. The Arizona Sports Hall of Fame honors athletes, coaches, administrators and others who have made significant contributions to Arizona sports.

At the 2010 annual NFL Combine in Indianapolis, Bidwill was honored with the Paul "Tank" Younger Award from the Fritz Pollard Alliance, whose purpose is to promote diversity and equality of job opportunity in the NFL. The Paul "Tank" Younger Award has been presented annually since 2003 for extraordinary contributions towards NFL diversity and previous winners include Tony Dungy, Dan Rooney and Bill Walsh. "When you look back over the years, Mr. Bidwill has a long history of hiring minorities to administrative and authoritative positions," said FPA chairman John Wooten. "He has really helped level the playing field and that is what this award is all about."

Also in February of 2010, Bidwill was inducted into the Sports Faith Hall of Fame in Lake Forest, IL. "He was honored as a long-time contributor to the NFL and for his contributions to charity, which he has conducted in a very quiet, very generous manner," said Patrick McCaskey, chairman of the group's advisory board and grandson of Chicago Bears legendary head coach George Halas. Bidwill joined Brian Piccolo, the former Bears running back, Tom Monaghan, founder of Domino's Pizza and former owner of the Detroit Tigers, and John Gagliardi, head coach at St. John's (MN) University and college football's all-time wins leader.

At its December 2010 commencement exercises at Northern Arizona University, Bidwill was awarded an honorary doctor of humane letters degree for "his contributions to the university, his community and his profession."

In May of 2017, Bidwill was selected for induction to the Georgetown Prep Athletic Hall of Fame. A 1949 graduate of the school, Bidwill was a two-sport athlete for the Little Hoyas football and baseball teams.

Bidwill was credited with bringing Super Bowl XXX to Arizona in January of 1996. The region hosted the game again in February of 2008 when Super Bowl XLVII was played at University of Phoenix Stadium. It hosted its third title game in February of 2015 when Super Bowl XLIX was played and resulted in a record economic impact of \$720 million.

Bidwill's wife of nearly 56 years, Nancy, passed away in August of 2016. The couple were married in September of 1960 and celebrated their 50th wedding anniversary in 2010. Bidwill has five children and 10 grandchildren.





MICHAEL J. BIDWILL

PRESIDENT

NOTE CARDS

- Since Michael Bidwill took over as team president in 2007, the Cardinals have gone .500 or better in eight of 11 seasons (just twice in previous 20 years) and posted four double-digit win seasons (none in previous 20).
- The Cardinals' 50 wins over the last five seasons (2013-17) are the most in any five-year span in franchise history.
- The two most-recent head coaches he hired for the Cardinals went on to finish #1 and #2 in franchise history in wins: Bruce Arians (50) and Ken Whisenhunt (49).
- Of the Cardinals seven all-time postseason wins, five have come during Bidwill's 11 years as team president. Arizona has played in nine postseason contests since Bidwill took over in 2007. The Cardinals played just seven total playoff games in their entire history prior to his tenure.
- Arizona has appeared in the NFC Championship Game twice during Bidwill's time as president (2008, 2015), including a victory in the 2008 conference title game that led to the franchise's first-ever Super Bowl appearance (Super Bowl XLIII).
- Leading the list of his Cardinals accomplishments is the creation of University of Phoenix Stadium. Since its opening in 2006, the team has sold out all 124 games (preseason and postseason included) played at the venue.
- In addition to his role in helping Arizona land Super Bowls XLII and XLIX, he led the effort to land Super Bowl LVII (2023) this past spring. Michael was also instrumental in getting the 2015 Pro Bowl for Arizona; played a week before Super Bowl XLIX those two events combined to deliver a record economic impact of \$720 million to the region.
- By the time it hosts Super Bowl LVII, University of Phoenix Stadium will have undergone \$100 million in improvements including parking infrastructure, state-of-the-art wifi, video boards, sound system upgrades and club-area enhancements since it staged Super Bowl XLIX.
- Bidwill also oversaw the team's appearance in the groundbreaking Amazon Original series *All or Nothing: A Season with the Arizona Cardinals*. Produced by NFL Films, the eight-episode series was awarded the Sports Emmy for Outstanding Serialized Sports Documentary in May of 2017.
- In January of 2016, the National Football Foundation (NFF) and College Hall of Fame inducted Bidwill and Arizona Governor Doug Ducey into the NFF Leadership Hall of Fame.
- This past January (2018), Michael was one of five owners named to the NFL's Player-Owner Committee focused on social and racial justice initiatives. In December of 2014, Commissioner Roger Goodell tapped Bidwill to chair the league's Conduct Committee which reviews the league's Personal Conduct Policy.

The Cardinals have been in the Bidwill family since Pro Football Hall of Famer Charles Bidwill purchased the team in 1933. Charles' son Bill handled day-to-day operations for decades before passing the torch to his son, Michael, who joined the organization in 1996 after practicing law for six years as a federal prosecutor.

CARDINALS LEADERSHIP: After initially serving as Vice President/General Counsel, Michael took over as team President in 2007, and his leadership has transformed the franchise. Since '07, the Cardinals have gone .500 or better in eight of 11 seasons (just twice in previous 20 years) and posted four double-digit win seasons (none in previous 20 years), including a franchise-record 13 victories in 2015.

The Cardinals won more games in the past five seasons (50) than in any previous five-year span in franchise history. That success was, in part, due to a pair of hires Bidwill made during a nine-day stretch in January of 2013. On January 8, he hired Steve Keim as General Manager and nine days later tabbed Bruce Arians as Head Coach. A long-time Cardinals scout, Keim went on to earn NFL Executive of the Year from Pro Football Talk in both 2013 and 2014 and also earned the same honor

from the Sporting News in 2014. Arians, meanwhile, went on to become the winningest coach in franchise history and earned Associated Press Coach of the Year honors in 2014.

The Cardinals success under Bidwill has greatly elevated the team's popularity both locally and nationally. That fact is best measured in the record-setting ratings for Cardinals game broadcasts. Michael also oversaw the team's appearance in the groundbreaking Amazon Original series *All or Nothing: A Season with the Arizona Cardinals*, which chronicled the 2015 Cardinals season from the draft through the NFC Championship game. Produced by NFL Films, the eight-episode series was awarded the Sports Emmy for Outstanding Serialized Sports Documentary in May of 2017.

IF YOU BUILD IT: Among Michael's most significant accomplishments with the Cardinals has been leading the effort that led to the creation of University of Phoenix Stadium. The venue has been a major factor in the transformation of the Cardinals and a catalyst for the franchise's success. The team has sold out all 124 games played since the opening of the iconic stadium that has welcomed millions of Cardinals fans.



The venue also allows Arizona to host three Super Bowls in a 15-year span, something that would have been impossible previously. After hosting Super Bowl XLII in 2008, the stadium staged Super Bowl XLIX in 2015 and has been awarded Super Bowl LVII to be played in 2023. Super Bowl XLIX and surrounding events delivered an economic impact of \$720 million, the highest for any Super Bowl on record and the largest for any special event in the state of Arizona.

In addition to those Super Bowls, University of Phoenix Stadium also hosted the second-ever College Football Playoff (CFP) National Championship Game in January of 2015 as well as the NCAA's Men's Basketball Final Four in April of 2017. The Final Four was the first since 1995 held west of Texas and capped an unprecedented run of major sporting events at the stadium. That grand slam (Super Bowl XLIX, 2015 Pro Bowl, CFP Championship, and Final Four) poured \$1.3 billion into the Valley's economy according to a study completed by the Seidman Research Institute, W.P. Carey School of Business at Arizona State University.

Another project undertaken by Bidwill was the \$15 million expansion and renovation of the team's Tempe practice facility. A three-phase project over two-plus years, it added more than 92,000 square feet to the team's headquarters (including practice bubble and additions to main building).

Among the upgrades and expansions were a stand-alone 78,000 square foot indoor practice bubble, a new full-service kitchen and dining area, an expanded weight room and new player rehab and cardio area that more than doubled the size of the previous weight room, expanded and newly re-designed locker room for players and coaches, an updated athletic training room and doctor's examination room and additional meeting rooms.

CONTRIBUTIONS TO GREATER PHOENIX:

In addition to his prominent role with the Cardinals, Bidwill has established himself as one of the most influential leaders in the greater Phoenix business community where he has been a strong advocate for economic growth and development. From 2008-10, Bidwill served back-to-back terms as Chairman of the Greater Phoenix Economic Council (GPEC). He is a board member of the Greater Phoenix Leadership (GPL),



Michael Bidwill, AZ Governor Doug Ducey and Super Bowl Host Committee Chairman David Rousseau at a May 23, 2018 event following Arizona's selection to host Super Bowl LVII in 2023.

an organization composed of the region's top business and civic leaders. He is also one of 16 members of the Arizona Commerce Authority Board of Directors which the ACA says "unites some of the state's most powerful, proactive officials with its globally recognized leaders of business."

HONORS: In November of 2017, Bidwill returned to St. Louis where he was honored at the prestigious Musial Awards after stepping up to fund the city's high school football awards when the previous sponsor pulled out. In January of 2016, Bidwill and Arizona Governor Doug Ducey were inducted into the National Football Foundation (NFF) Hall of Fame for their roles in helping shape the economic future of the state. In March of 2016, Bidwill was chosen to serve as the Grand Marshal of the 33rd annual St. Patrick's Day parade, one of the most popular and longest running such events in Phoenix.

In May of 2015, Michael was presented with the esteemed Vision Award from the Greater Phoenix Convention & Visitors Bureau, an honor bestowed just three times previously: Phoenix mayors Skip Rimsza and Phil Gordon plus former Suns and Diamondbacks owner Jerry Colangelo.

Bidwill received the 2014 Transformational Leader Award from the Arizona Chamber of Commerce & Industry. In November of 2013, he received the "West Valley Regional Advancement Award" from Western Maricopa Coalition, which cited continued positive impact in that community. Bidwill was selected by the Phoenix Business Journal as one of its 25 "Most Admired CEO's" in 2010.

ELEVATING A FRANCHISE

Below is a look at the organization's success in the 11 seasons since Michael Bidwill was named team president.

Cardinals Under Michael Bidwill (2007-Present)

Statistic	Totals	Statistic	Totals
Regular Season Record94-81-1	Seasons with .500 Record or Better	8
Postseason Record5-4	Seasons with 9+ Wins	5
Overall Record99-85-1	Seasons with 10+ Wins	4
Regular Season Win Pct.537	Best Regular Season Record	13-3
Win Pct. - NFL Rank	12th	Postseason Berths	4
Avg. Wins Per Season (2007-17)	8.5	Division Titles	3
Regular Season Home Record58-29-1	Conference Championship Games	2
Postseason Home Record4-0	Super Bowl Appearances	1
Overall Home Record (RS+post)62-29-1	Pro Bowl Selections	43
Regular Season Home Win Pct.665	Primetime Games	25
Home Win Pct. - NFL Rank	7th		



NFL LEADERSHIP: Within the National Football League, Michael's influence has also increased exponentially in recent years. In January of 2018, he was one of five owners named to the NFL's Player-Owner Committee focused on social and racial justice initiatives. In December of 2014, Bidwill was selected to chair the league's Conduct Committee. Formed to ensure that the league's Personal Conduct Policy remains current and consistent with best practices and evolving legal and social standards, the committee reviews that policy at least annually and recommends appropriate changes with advice from outside experts. Bidwill brings unique perspective and experience to the Committee, as he was an Assistant U.S. Attorney with the Department of Justice in Phoenix from 1990-96, specializing in homicide and other violent crime cases.

Michael also chairs the league's Security and Fan Conduct Committee, a group of eight club executives that oversees and develops best security practices for NFL facilities, and has also been a member of the league's Business Ventures Committee since 2007. In December of 2012, he was appointed to the board of the National Football League Foundation which is dedicated

to improving the lives of those touched by the game of football – from players at all levels to communities across the country.

BACKGROUND: Bidwill earned a Bachelor of Science degree in Finance from St. Louis University in 1987 and in 1990 earned a law degree from Catholic University of America in Washington, D.C. In May of 2015 – 25 years after his own graduation from the school – Michael delivered the commencement address at Catholic University's School of Law and was also awarded an honorary Doctorate of Humane Letters.

A licensed pilot and flying enthusiast, Bidwill has participated as a volunteer for "Flying Samaritans," a group of volunteers including doctors and other medical personnel who offer free medical clinics in Mexico. Michael additionally is a member of the board for the Pat Tillman Foundation, which carries on the legacy of the former Cardinals safety killed in Afghanistan in 2004. He has also previously served as a member of the Air Force Chief of Staff Civic Leader Program whose membership "comprises respected community leaders (who) provide ideas and feedback to advise the secretary of the Air Force, the Air Force chief of staff and Air Force senior leaders."

WHAT THEY'RE SAYING ABOUT MICHAEL BIDWILL

"I like where it all starts and that is with Michael Bidwill, by far the best owner I have played with, or played for. He is passionate, he wants to win, he is willing to do what it takes to win. It doesn't matter. He is all in, all in on winning and nothing else matters." – *Former Cardinals QB Carson Palmer*

"What Michael (Bidwill), Steve (Keim) and company have done over the last decade or so has put the Cardinals up there, in my opinion, with the better-run organizations in the league, the organizations that are willing to do what needs to be done to win championships. And that to me, as any player, that's the first thing you want to know – this team is committed to winning and putting that product on the field every year. That's exactly what this organization has become. ... Michael Bidwill, I could go on and on about the moves I've seen him make and the changes I've seen him make in this organization to give players the best opportunity to put their best foot forward every time they step out there." – *Former Cardinals QB and Pro Football HOFer Kurt Warner*

"The Cardinals were so bad for so long that I figured at some particular point, the worm would turn. I give Michael Bidwill a lot of credit for this. He really turned around a franchise that was just out there (in Arizona), with nobody paying attention. The Cardinals have become one of the model franchises in the NFL. ... I think there's a great deal of respect for what Michael Bidwill has done to turn a franchise that 10 years ago people kind of were laughing at into very much a franchise that a lot of people think is a model franchise right now, and a lot of teams want to emulate." – *NBC Broadcaster Al Michaels*

"You've got to be impressed with what they've done. When they made it to the Super Bowl (at the end of the 2008 season), I got emotional. It's an NFL city now. That's what you can say about Phoenix. Through better management and smart marketing, a new stadium that was done smart and well, and a connection to their audience, they've become a true NFL city." – *Former Cardinals C Ed Cunningham*



Michael Bidwill was honored on Nov. 18, 2017 at The Musial Awards in St. Louis, MO alongside event MC Mike Bush (left) and former Cardinals QB Jim Hart.

"What he has done is create an environment where guys want to be there. The perception is the ownership is much more outgoing and accessible. Mike understands you can build a brand in a positive way. He's done a good job of marketing himself as well as the organization as this being one of the up-and-coming places to be." – *Former Cardinals DE Bertrand Berry*

"He has made our facility first rate. For free agents and for our guys, it's a destination. ... He has instilled a winning culture. He hired an unbelievable general manager and scouts. ... Michael and I have always had a great relationship. He's always been honest with me, and I've always been honest with him. He said, 'Fitz, what are your concerns? Just be open with me.' I was completely transparent with him. ... I told him, 'you guys drafted me here, I've spent my whole career here, I want to end my career here.' There was a handshake and a hug, and it went from there." – *Cardinals WR Larry Fitzgerald*

"I do believe, when you talk about this organization and what has transpired, Michael Bidwill does not get the credit he deserves. University of Phoenix Stadium has changed the entire paradigm for this organization. Michael Bidwill spearheaded that drive. He doesn't get a lot of credit for that." – *Former Cardinals RB and Current Radio Analyst Ron Wolfey*

"He was the agent of change. I know a lot will be written and said about when the culture changed here, but in my opinion that's when it started. ... He started to overhaul almost every aspect of this organization. He focused all of our efforts toward one common goal and that was to be a championship organization. That's easier said than done, but everything we started doing we were all on the same page with." – *Former Cardinals General Manager Rod Graves*

"Michael has embraced Greater Phoenix's visitor industry and amplified its power. His proven civic guidance and emergence as a leader in the 'new Arizona' have helped our state make monumental strides as a preferred destination for visitors, job growth and future economic success." – *President and CEO of Visit Phoenix, Steve Moore*



RON MINEGAR

EXECUTIVE VICE PRESIDENT/CHIEF OPERATING OFFICER

Ron Minegar is beginning his 19th season with the Cardinals after joining the organization from Disney Sports in 2000.

In his role as EVP/COO, the 59-year old Minegar is responsible for developing the club's annual strategic plan and overseeing all aspects of the Cardinals business operations. He oversees the team's Marketing, Business Development, Communications, Broadcast, Ticket Sales, Premium Hospitality, Community Relations, Stadium Operations, International Initiatives and Alumni Programs functions. During his tenure, Cardinals have sold out every game ever played since University of Phoenix Stadium opened in 2006 and have consistently ranked amongst the elite teams as measured by the NFL's annual "Voice of the Fans" market research study. He also has responsibility for overseeing the club's training camp agreements, concessionaire contracts, ticketing agreements and retail merchandise contracts. Additionally, Minegar was a part of the project team during the design and construction of University of Phoenix Stadium and is the team's primary point of contact with the Arizona Sports and Tourism Authority and the stadium's facility management firm on business and operational issues.

Minegar also serves as Chief Operating Officer of Craft Culinary Concepts, which took over the food and beverage contract at University of Phoenix Stadium in 2010 and is currently focused on expanding operations throughout the Western United States. In addition to serving as the F&B provider at University of Phoenix Stadium, Craft has provided world-class service for mega-events including Super Bowl, Super Bowl Central, College Football Playoff National Championship Game, Fiesta Bowl, Rose Bowl and Copa America Centenario. Additionally, he serves in the same capacity for Rojo Event Management LLC.

Minegar maintains an active role in the community and serves as a member of the Board of Directors of the Arizona Chamber of Commerce and Industry and is the past Vice Chairman of Marketing for the Board's Executive Committee as well as past Chairman of the Energy Committee. Minegar is a member of the Fiesta Bowl Board of Directors and

serves on its Strategic Planning Working Group as well as the Budget & Finance and Charitable Giving Committees. Additionally, he is on the Board of Directors for the Phoenix Final Four Local Organizing Committee and has previously been involved with the Arizona Organizing Committee for the 2016 College Football National Championship Game as well as the Arizona Super Bowl Host Committee.

Prior to joining the Cardinals, Minegar served as Vice President, Sales and Marketing for Anaheim Sports, Inc., a division of the Walt Disney Corporation. Originally hired to direct marketing and sales for the Anaheim Angels, Minegar ultimately assumed the additional responsibility of overseeing the marketing and sales efforts for the Mighty Ducks of Anaheim.

Minegar began his sports career with the La Crosse, WI franchise of the Continental Basketball Association serving as team President and representing the club's ownership on all league issues from 1985 to 1990. He was a two-time "Executive of the Year" recipient in the CBA as a result of the team achieving league attendance records and a CBA championship. From 1991-1995, he served as the Director of Corporate Sales for the Minnesota Timberwolves and the Target Center. Minegar left the Timberwolves to assist in the start-up of the Minnesota Moose, an expansion franchise in the International Hockey League. In his role as Vice President of Business Operations, he developed the organization's overall business and operational plan and oversaw the launch of the wildly popular Moose logo that resulted in record league merchandise and promotional sales. Upon the announcement of the NHL's return to the Twin Cities in 1997, Minegar assisted in the relocation of the IHL franchise to Winnipeg, Manitoba, then became CEO of Diamond Sports Group and was involved in acquisition projects within minor league baseball, basketball and hockey.

He earned a Bachelor of Science degree in Business Administration from the University of Wisconsin-La Crosse in 1981 and in 1984 he earned a master's degree in Business Administration from the Carlson School of Management at the University of Minnesota.

**STEVE KEIM****COLLEGE:** North Carolina State**YEARS NFL/CARDINALS:** 21/20**HOMETOWN:** Harrisburg, PA**GENERAL MANAGER****NOTE CARDS**

- After 14 seasons working within the Cardinals personnel department, Keim was elevated to GM on January 8, 2013.
- During his first five seasons as GM the Cardinals had more wins (50) than they had in any other five-year span in team history.
- Arizona has featured a top-10 defense four times and a top-10 offense twice during Keim's tenure as GM. In 2015, the Cardinals finished the season with the NFL's No. 1 ranked offense for the first time ever.
- Arizona's No. 2 ranked defense in 2016 was the team's highest dating back to the 1970 merger.
- Named Sporting News 2014 NFL Executive of the Year and earned back-to-back NFL Executive of the Year honors from the editors of Pro Football Talk (2013-14).
- In his first five seasons GM, Keim executed a total of 1,062 roster moves. That includes a high of 243 moves in 2017 when 31 players missed a combined 179 games due to injury.

Steve Keim was promoted to General Manager on January 8, 2013 after 14 seasons in the Cardinals organization. In guiding the team to an unprecedented run of success in his five years as GM, Keim earned contract extensions in February of 2015 and February of 2018 that will keep him with the franchise through 2022.

In five seasons since his promotion, the Cardinals have posted more wins (50) than in any other five-year stretch in team history and Keim has developed into one of the league's most highly respected GMs. Named the 2014 Sporting News NFL Executive of the Year in a vote of NFL coaches and team executives, Keim also earned back-to-back NFL Executive of the Year honors from the editors of Pro Football Talk (2013-14).

The teams put together by Keim during his time as GM have been some of the most successful in franchise history. In 2014 the team tied the franchise record for wins in a season (11) before setting a new mark in 2015 when the Cardinals won 13 games and earned its first-ever postseason bye. The Cardinals also established team records for total offense, points scored and total TDs during the '15 season.

Arizona and New England were the only teams in the NFL that ranked in the top-10 on both offense and defense in 2015 and 2016. In 2015, the Cardinals finished the season with the NFL's No. 1 ranked offense for the first time ever. Arizona's No. 2 ranked defense in 2016 was the team's highest dating back to the 1970 merger.



The Cardinals defense ranked No. 6 overall in 2017, marking the first time since the 1970 merger that Arizona has posted a top-10 defense in three consecutive seasons.

Keim has worked tirelessly to build the Cardinals roster. During his first four seasons as GM (2013-16), he made 819 total roster moves and the team posted a 41-22-1 record during that span. The 2017 season was Keim's busiest yet, as he made 243 total roster moves due to a host of injuries on both sides of the ball.

Arizona had 31 players combine to miss 179 total games last season, including 15 players who ended the year on injured reserve. The Cardinals were able to compile an 8-8 record in '17 despite losing starting QB Carson Palmer, All-Pro RB David Johnson, future Hall of Fame RB Adrian Peterson, Pro Bowl LG Mike Lupati, both starting OTs Jared Veldheer and D.J. Humphries, leading tackler/starting S Tyvon Branch, 2016 sack leader LB Markus Golden, 2017 INT leader S Antoine Bethea and the top kickoff/punt returner in RB T.J. Logan to IR last season.

During his first five seasons as GM, Keim has made 1,062 roster moves and the team has experienced one of the most successful five-year runs in its long history.

The 45-year old Keim originally joined Arizona in May, 1999 as a college scout in the east. He was promoted to Director of College Scouting in 2006, Director of Player Personnel in 2008, and then was promoted to Vice President, Player Personnel in May, 2012.



In his tenure with the team, Keim and the Cardinals have been commended for their successful draft classes, especially in recent years. Pro Bowlers Patrick Peterson, Larry Fitzgerald, David Johnson and Budda Baker were acquired through those drafts, as were standouts such as Markus Golden, D.J. Humphries and Deone Bucannon. In the 2018 draft, Keim made a big move in hopes of landing the team's next franchise QB when he engineered a draft-day trade to move up and select QB Josh Rosen with the 10th overall selection.

Another area in which Keim has had particular success in building the roster is through free agency and trades. During each of his first three off-seasons as GM, Keim signed a free agent who went on to make the Pro Bowl that season (Mike Iupati, Antonio Cromartie, John Abraham). The Cardinals were the only team in the NFL to accomplish such a feat. Arizona's free agent signings under Keim include: O-Linemen Mike Iupati and Justin Pugh, QBs Sam Bradford and Drew Stanton, DT Frostee Rucker, CB Antonio Cromartie and LBs John Abraham and Dwight Freeney. In 2016, Keim's biggest move came when he executed a high-profile trade for Pro Bowl LB Chandler Jones, who went on to register 57 tackles, 15 tackles for loss and 11 sacks during his first season with Arizona and who led the NFL in sacks last season. Recently retired QB Carson Palmer, who had a 38-21-1 record as a starter in Arizona, was acquired by Keim in a trade with the Oakland Raiders in 2013.

Of the 53 players on the Cardinals roster at the end of last season, 50 were acquired by Keim during his time as GM.

Keim attended Red Land High School near Harrisburg, PA and earned a bachelor's degree in Communications from North Carolina State in 1995. A two-time all-Atlantic Coast Conference selection as a guard at N.C. State, Keim started 36 consecutive games at left guard for the Wolfpack. He was named the offensive freshman of the year in 1991 and was the ACC Player of the Week following the team's victory over Maryland in November 1994. During a standout senior season where he was also a captain, Keim was named the N.C. State offensive line MVP and won the Jim Ritcher Award for the highest graded offensive lineman in addition to being named third team All-American from Gameplan magazine.

Keim had a brief stint in pro football as a free agent with the Miami Dolphins (1996) and Edmonton Eskimos (1997) of the Canadian Football League before returning to coach at N.C. State.

He served as assistant strength and conditioning coach at his alma mater for two years, assisted the recruiting coordinator with evaluations, and served as a liaison to NFL personnel wishing to scout Wolfpack football players.

Keim resides in Chandler, AZ with his wife, Kimberly, daughter Sloane, and sons Carson, Brady and Warner.



2018 NATIONAL FOOTBALL LEAGUE CALENDAR

Aug. 2-5 – Hall of Fame Weekend, Canton, OH
 Aug. 11 – Cardinals preseason home opener vs. LA Chargers
 Sept. 1 – Roster cutdown to a maximum of 53 players
 Sept. 2 – Teams may establish Practice Squad of 10 players
 Sept. 6-10 – Kickoff 2018 weekend
 Sept. 9 – Cardinals vs. Redskins (Regular Season Opener)
 Dec. 30 – Cardinals at Seahawks (Regular Season Finale)
 Jan. 27, 2019 – Pro Bowl, Camping World Stadium, Orlando, FL (ESPN)
 Feb. 3, 2019 – Super Bowl LIII, Mercedes Benz Stadium, Atlanta, GA (CBS)
 Feb. 26, 2019 – NFL Combine begins, Lucas Oil Stadium, Indianapolis, IN
 Mar. 13, 2019 – The 2019 League Year and Free Agency begins
 Apr. 25-27, 2019 – NFL Draft, Nashville, TN



UPCOMING SUPER BOWLS

February 3, 2019	Super Bowl LIII	Atlanta
February 2020	Super Bowl LIV	South Florida
February 2021	Super Bowl LV	Tampa
February 2022	Super Bowl LVI	Los Angeles
February 2023	Super Bowl LVII	Arizona
February 2024	Super Bowl LVIII	New Orleans

**STEVE WILKS****COLLEGE:** Appalachian State**HOMETOWN:** Charlotte, NC**YEARS NFL/CARDINALS:** 13/1**DOB:** August 8, 1969**HEAD COACH****NOTE CARDS**

- Became an NFL head coach for the first time when hired by Arizona on January 22, 2018.
- Wilks came to Arizona after spending the previous six seasons (2012-17) with the Carolina Panthers. He was promoted to Panthers defensive coordinator in 2017 after Sean McDermott departed to become the head coach of the Buffalo Bills. Wilks had previously served as the Panthers secondary coach for five seasons (2012-16) and added the title of assistant head coach in 2015.
- The Panthers finished in the top-10 in total defense in five of Wilks' six seasons with the team. With Wilks as defensive coordinator, the Panthers went from 21st overall in 2016 to seventh in 2017.
- In Wilks' first year as defensive coordinator in 2017, the Panthers finished seventh in the NFL in total defense (317.1 ypg), third in sacks (50), and third in run defense (88.1 ypg).
- The Charlotte, NC native is a 23-year coaching veteran and has spent the last 12 years as an assistant in the NFL. Wilks also coached in the NFL with the Chicago Bears (2006-08) and San Diego Chargers (2009-11) prior to working in Carolina.
- He coached for 11 years at the collegiate level, including one season (1999) as the head coach at Savannah State. He also worked as an assistant at Johnson C. Smith (1995-96), Savannah State (1997-98), Illinois State (2000), Appalachian State (2001), East Tennessee State (2002), Bowling Green (2003), Notre Dame (2004), and Washington (2005).

Steve Wilks was named Arizona's head coach on January 22, 2018 when he signed a four-year contract with a team option for a fifth. The 49-year old Wilks came to Arizona after spending the past six seasons (2012-17) with Carolina, including last year as the Panthers defensive coordinator.

CAROLINA: Wilks began his career in Carolina in 2012 as the Panthers defensive backs coach for three seasons before adding the title of assistant head coach for two years (2015-16). He was promoted to defensive coordinator in 2017 after Sean McDermott departed to become head coach of the Buffalo Bills. The Panthers finished in the top-10 in total defense in five of Wilks' six seasons with the team and ranked second in the NFL with 51 interceptions between 2015-17. They advanced to the play-offs in four of Wilks' six seasons in Carolina. During Wilks' five seasons as the Panthers secondary coach (2012-16), Carolina ranked fourth in the NFL with 86 interceptions.

Last year in Wilks' first season as defensive coordinator, the Panthers went from 21st overall in 2016 (359.8) to seventh in 2017 (317.1 ypg). The Panthers finished third in sacks (50), third in run defense (88.1 ypg) and were the only team in the NFL to not allow an individual 100-yard rusher in any game. By the end of the '17 season, the Panthers had gone 20 consecutive games without allowing a 100-yard rusher, the longest streak in the NFL. LBs Luke Kuechly and Thomas Davis were both selected to the Pro Bowl while Kuechly was named first-team All-Pro in 2017.

The Panthers 50 sacks in 2017 were the third-most in the NFL and the fourth-most in franchise history.

They were one of three teams (Jaguars, Rams) in the NFL to have multiple players with double-digit sacks (Julius Peppers-11.0, Mario Addison-11.0).

In 2016, Wilks' secondary helped the Panthers tie for the NFC lead with 17 interceptions. Rookie CB James Bradberry (second round) led the team with 11 passes defended, becoming the first rookie in Panthers history to lead the team in that category. Fellow rookie CB Daryl Worley (third round) finished second with 10 passes defended.

Wilks was given the additional title of assistant head coach in 2015. That same season the Panthers won the NFC Championship, played in Super Bowl 50 and led the NFL in interceptions (24), total takeaways (39) and turnover differential (+20). Carolina limited opposing quarterbacks to an NFL-low 73.5 passer rating and ranked sixth in the league in total defense (322.9 ypg).

In 2015, S Kurt Coleman tied for third in the NFL with seven interceptions, the second most in team history, and returned one for a touchdown. CB Josh Norman earned first-team All-Pro honors and was selected to the Pro Bowl after recording 15 passes defended and four interceptions, including two returned for touchdowns.

In 2014, Wilks' secondary helped the Panthers rank 10th in the NFL in total defense. During the 2013 season, Wilks directed a unit that helped the Panthers finish second in the NFL in total defense and sixth in pass defense. Defensive backs were responsible for 16 interceptions, including a team-record four returned for touchdowns. Carolina limited opponents to an 81.4 passer rating, which was 10th in the NFL and S Mike Mitchell was one of



two players in the NFL with at least four interceptions, three sacks and two forced fumbles.

Wilks returned home to Charlotte in 2012 to work for the Panthers. In his first season with the team, Carolina's pass defense improved from 24th in 2011 to 13th for an overall ranking of 10th in total defense. The Panthers led the NFL in average yards after the catch, allowed the third fewest pass plays of 20 or more yards and returned three interceptions for touchdowns.

OTHER NFL COACHING CAREER: Prior to working in Carolina, Wilks spent three seasons (2009-11) coaching the San Diego Chargers secondary. He added the title of assistant head coach in his third season with the Chargers in 2011. Prior to Wilks' arrival, San Diego ranked 31st in the NFL against the pass, but finished 11th in 2009, first in 2010 and 13th in 2011.

In 2010, Wilks helped the Chargers lead the NFL in total defense and pass defense. San Diego limited opponents to a 76.2 passer rating, fourth lowest in the league, and surrendered just 18 touchdown passes, the fifth fewest in the NFL that season. Under Wilks guidance, S Eric Weddle was twice named All-Pro (2010-11) and was selected to the Pro Bowl in 2010.

Wilks' first job in the NFL was as defensive backs coach with the Chicago Bears for three seasons (2006-08). In that time, the Bears secondary accounted for 42 of the team's 62 interceptions, including 16 in 2006 when Chicago led the NFL with 44 takeaways and advanced to Super Bowl XLI. Chicago's defensive backs forced 20 fumbles during Wilks' tenure, the most in the NFL during that three-year span.



COLLEGE COACHING CAREER: Wilks coached for 11 seasons at the collegiate level, working as a defensive backs coach, defensive coordinator and head coach. He began his coaching career as the defensive coordinator at Johnson C. Smith in Charlotte for two seasons (1995-96) and then as defensive coordinator at Savannah State for two seasons (1997-98) before being elevated to head coach in 1999. He guided the Tigers to a 5-6 record as head coach after being named Division II defensive coordinator of the

year in 1998 when Savannah State led the nation in total defense. Nine stops and 19 years later, Wilks became a head coach again when he was hired by the Cardinals in 2018.

Wilks had one-year stints as the defensive backs coach at Illinois State (2000) and his alma mater, Appalachian State (2001), before working as the co-defensive coordinator at East Tennessee State in 2002. He then went to Bowling Green as defensive backs coach in 2003 before working at Notre Dame (2004) and the University of Washington (2005) in the same capacity.

PERSONAL: Wilks attended West Charlotte (NC) High School and went on to play defensive back at Appalachian State (1987-91), finishing his career with 103 tackles, four interceptions and four blocked kicks. He attended training camp with the Seattle Seahawks in 1992 and played defensive back and wide receiver for the Charlotte Rage of the Arena Football League in 1993. He earned a bachelor's degree in Communications from Appalachian State. Wilks and his wife, Marcia, have two daughters, Marissa and Melanni, and a son, Steven James.

STEVE WILKS COACHING BREAKDOWN

Year	School/Team	Position
1995-96	Johnson C. Smith	Defensive Coordinator
1997-98	Savannah State	Defensive Coordinator
1999	Savannah State	Head Coach
2000	Illinois State	Defensive Backs
2001	Appalachian State	Defensive Backs
2002	East Tennessee State	Co-Defensive Coordinator
2003	Bowling Green State	Defensive Backs
2004	Notre Dame	Defensive Backs
2005	University of Washington	Defensive Backs
2006-08	Chicago Bears	Defensive Backs
2009-10	San Diego Chargers	Defensive Backs
2011	San Diego Chargers	Asst. Head Coach/Defensive Backs
2012-14	Carolina Panthers	Defensive Backs
2015-16	Carolina Panthers	Asst. Head Coach/Defensive Backs
2017	Carolina Panthers	Defensive Coordinator
2018-	ARIZONA CARDINALS	HEAD COACH

**AL HOLCOMB****COLLEGE:** West Virginia
HOMETOWN: Queens, NY**YEARS NFL/CARDINALS:** 10/1
DOB: October 22, 1970**DEFENSIVE COORDINATOR****NOTE CARDS**

- Hired as Cardinals defensive coordinator on 1/26/18 after spending the previous five seasons as the linebackers coach with the Carolina Panthers. Worked with current Cardinals head coach Steve Wilks the past five years in Carolina.
- The Panthers finished in the top-10 in total defense in four of Holcomb's five seasons with the team, including finishing second in the NFL in 2013 (301.3 ypg).
- Under his guidance, Panthers LBs Luke Kuechly and Thomas Davis developed into one of the

best linebacker duos in the NFL. Kuechly earned NFL Defensive Player of the Year honors in 2013 and was selected to five consecutive Pro Bowls (2013-17) while also being named first-team All-Pro four times (2013-15, '17).

- Davis made three consecutive Pro Bowls (2015-17) and was named first-team All-Pro in 2015. He had 100+ tackles in four of five seasons working with Holcomb.
- In 2017, Carolina finished seventh in the NFL in total defense (317.1 ypg), third in sacks (50), and third in run defense (88.1 ypg).

A 23-year coaching veteran, Al Holcomb enters his first season with the Cardinals as the defensive coordinator after he was hired on 1/26/18. Holcomb is in his 10th season in the NFL after previously working with Carolina (2013-17) and the New York Giants (2009-12).

Carolina finished in the top-10 in total defense in four of Holcomb's five seasons with the team, including finishing second in the NFL in 2013 (301.3 ypg). Under his guidance, LBs Luke Kuechly and Thomas Davis became one of the best linebacker duos in the NFL, while at the same time excelling off the field. Kuechly was selected as the 2017 Art Rooney Sportsmanship Award winner while Davis was named the 2014 NFL Walter Payton Man of the Year.

Kuechly earned NFL Defensive Player of the Year honors in Holcomb's first season (2013) and was chosen to five consecutive Pro Bowls (2013-17) and selected four times as first-team All-Pro (2013-15, '17). He led the NFL with 153 tackles in 2014 and twice in 2013 was named NFC Defensive Player of the Week, including following his franchise-record 26-tackle performance vs. New Orleans. Kuechly became one of eight players in NFL history to be named NFL Defensive Rookie of the Year (2012) and NFL Defensive Player of the Year (2013) in a career and just the second (Lawrence Taylor, 1981-82) to do so in their first two seasons.

Davis made three consecutive Pro Bowls (2015-17) and was named first-team All-Pro in 2015. He had 100+ tackles in four of five seasons under Holcomb. In 2016, Davis led the team in tackles for the first time in his 12-year NFL career and combined with Kuechly for four interceptions and 4.5 sacks, helping the Panthers defense rank second in the NFL in sacks (47) and tie for first in the NFC in interceptions (17).

Kuechly and Davis were each selected to the Pro Bowl last season as Carolina finished seventh in the NFL in total defense (317.1 ypg), third in sacks (50), and third in run defense (88.1 ypg). The Panthers were

the only team in the NFL last season not to allow an individual 100-yard rusher in any game and went 20 straight games without allowing a 100-yard rusher, the longest streak in the NFL.

In 2015, the Panthers won the NFC Championship and advanced to Super Bowl 50, leading the NFL in interceptions (24), total takeaways (39) and turnover differential (+20) while ranking sixth in the league in total defense (322.9 ypg). Kuechly and Davis were both selected to the Pro Bowl and named first-team All-Pro that season, the first time Davis had been recognized as an All-Pro or selected to the Pro Bowl in his career.

In 2014, Kuechly earned Pro Bowl and All-Pro honors after leading the NFL in tackles for the second time in three seasons, and Davis had his third consecutive 100-tackle season. The pair combined for 18 tackles and one interception in Carolina's Wild Card victory over Arizona. In 2013, Carolina ranked second in the NFL in total defense, second in rush defense and sixth in pass defense. Kuechly followed up his 2012 NFL Defensive Rookie of the Year selection by being named the 2013 NFL Defensive Player of the Year, while Davis returned from three knee surgeries to start all 16 games for the first time since 2008 and collect 151 tackles, four sacks and two interceptions. He was named NFC Defensive Player of the Month for November and earned NFC Player of the Week honors for his 10-tackle, two-sack effort in a 35-10 win at Minnesota.

Holcomb joined the Panthers in 2013 after four seasons (2009-12) with the New York Giants where he worked as a defensive assistant (2009-10) and defensive quality control coach (2011-12). The Giants ranked in the top-seven in the league in total defense in two of Holcomb's four years, and he capped his first season in New York with a victory over New England in Super Bowl XLVI. Holcomb participated in the NFL's minority internship program during mini-camp and training camp in 2007 with the New York Jets.



Prior to working in the NFL, Holcomb spent 14 seasons as an assistant coach in college. He was the defensive line coach at Lafayette for three seasons (2006-08), tutoring five different defensive linemen to All-Patriot League honors. He worked as the defensive coordinator and defensive backs coach at Kutztown University (2004-05) in addition to being the interim head coach in the winter of 2005 after spending six years (1998-2003) at Bloomsburg University as the linebackers coach and special teams coordinator.

He began his coaching career at Temple as a graduate assistant in 1995 working with the linebackers before serving as linebackers coach, assistant track coach and physical education instructor at Colby College in 1997.

A native of Queens, NY, Holcomb graduated from West Virginia in 1993 with a degree in Sport Management and earned a master's degree in Athletic Coaching in 1996. While pursuing his graduate degree, Holcomb volunteered as an administrative assistant with the Mountaineers. He and his wife, Toni, have a son, Alex.

AL HOLCOMB COACHING BREAKDOWN

Year	School/Team	Position
1995-96	Temple	Graduate Assistant
1997	Colby College	Linebackers
1998-2003	Bloomsburg University	Linebackers/Special Teams Coordinator
2004-05	Kutztown University	Defensive Coordinator/Defensive Backs
2006-08	Lafayette	Defensive Line
2009-10	New York Giants	Defensive Quality Control
2011-12	New York Giants	Defensive Assistant
2013-17	Carolina Panthers	Linebackers
2018-	ARIZONA CARDINALS	DEFENSIVE COORDINATOR



MIKE MCCOY

COLLEGE: Utah
HOMETOWN: Novato, CA

YEARS NFL/CARDINALS: 19/1
DOB: April 1, 1972

OFFENSIVE COORDINATOR

NOTE CARDS

- Named Cardinals offensive coordinator on 1/26/18.
- Has coached nine different offensive players to a total of 12 Pro Bowls.
- During nine seasons as an offensive coordinator/head coach, McCoy's offenses ranked in the top-10 three times and have featured a top-10 passing attack six times.
- Chargers QB Philip Rivers finished with his three highest single-season completion percentage marks under McCoy while averaging

more than 31 TD passes per year. Rivers earned Comeback Player of the Year honors from the Associated Press in 2013 after completing a career-best and NFL-high 69.5% of his passes for 4,478 yards with 32 TDs and just 11 INTs (105.5 rating).

- McCoy was the Broncos offensive coordinator for Peyton Manning's first season in Denver in 2012, helping him earn Comeback Player of the Year honors after passing for a then franchise-record 4,659 yards with 37 TDs.

Mike McCoy enters his first season with the Cardinals as offensive coordinator after he joined the team on 1/26/18. He came to Arizona with 18 years of coaching experience in the NFL, including four years as a head coach with the San Diego Chargers (2013-16), five seasons as an offensive coordinator with the Denver Broncos (2009-12, '17) and nine seasons on the offensive staff of the Carolina Panthers (2000-08).

During his time as an offensive coordinator/head coach (nine seasons), McCoy's offenses ranked in the top-10 three times and featured a top-10 passing attack six different seasons. He has coached nine different offensive players to a total of 12 Pro Bowls and tutored four quarterbacks who totaled 10 3,000-yard passing seasons, including five 4,000-yard campaigns.

In McCoy's four years with the Chargers, San Diego's offense ranked ninth in the league in total offense (365.9 ypg) and second in third down percentage (44.6%) and had a top-10 passing attack each season. The Chargers ranked fifth in the league in both net passing yards per game (269.0) and passing TDs (126) in that span. San Diego made the postseason in McCoy's first season (2013) and beat the Bengals in the Wild Card round before losing to Denver in a Divisional Play-off game.

Chargers QB Philip Rivers finished with his three highest single-season completion percentage marks under McCoy while averaging more than 31 TD passes per year. Rivers earned Comeback Player of the Year honors from the Associated Press in 2013



after completing a career-best and NFL-high 69.5% of his passes for 4,478 yards with 32 TDs and just 11 INTs (105.5 rating).

Prior to his tenure as head coach in San Diego, McCoy served as the Broncos offensive coordinator for four seasons (2009-12). During his final year in Denver in 2012, the Broncos tied Seattle for the NFL's best record at 13-3 in QB Peyton Manning's first season with the team. The Broncos featured the NFL's fourth ranked offense and fifth ranked passing attack that season as Manning earned Comeback Player of the Year honors after passing for a then franchise-record 4,659 yards with 37 TDs.

In Denver, he coached Pro Bowl WRs Demaryius Thomas (2012), Brandon Lloyd (2010) and Brandon Marshall (2009). That trio along with Eric Decker each had 1,000-yard receiving seasons under McCoy.

In 2011, the Broncos finished the year ranked #1 in the NFL with a franchise record 2,632 rushing yards and earned a postseason berth and Wild Card victory with Tim Tebow at quarterback, marking the first of back-to-back playoff appearances (2011-12). Tebow finished that season with 660 rushing yards, the most by a quarterback in team history while RB Willis McGahee tied for the NFL lead with seven 100-yard rushing games and earned his second career Pro Bowl selection after rushing for 1,199 yards.

McCoy oversaw the NFL's seventh-ranked passing attack in 2010 as QB Kyle Orton finished fourth in the league averaging 281 passing yards per game. Lloyd led the NFL with 1,448 receiving yards and earned his first Pro Bowl selection while also becoming just the fourth wide receiver in team history to be named All-Pro. In 2009, Marshall tied for third in the NFL with 101 receptions, including an

NFL-record 21 catches in one game. RB Knowshon Moreno earned All-Rookie honors after leading all NFL rookies in rushing yards (947), yards from scrimmage (1,160) and total TDs (nine).

McCoy spent his first nine seasons as a coach in Carolina, working his way up from offensive assistant (2000) to wide receivers coach (2001), quarterbacks coach/offensive assistant (2002), quarterbacks coach (2003-06) and passing game coordinator/quarterbacks coach (2007-08). The Panthers totaled three playoff appearances, two division titles, two NFC Championship Game appearances and advanced to Super Bowl XXXVIII during McCoy's tenure.

He worked closely with QB Jake Delhomme in his tenure with the Panthers, helping Delhomme to four 3,000-yard passing seasons and his first Pro Bowl selection in 2005. Delhomme averaged the fifth-most yards per pass attempt (7.8) in the NFL during McCoy's two seasons managing Carolina's passing attack while WR Steve Smith, Sr. ranked seventh in the league with 2,423 yards in that span. McCoy oversaw the Panthers wide receivers in 2001 and worked with Smith during his rookie campaign.

A college quarterback, McCoy spent his first two years at Long Beach State (1990-91) before spending his last two years at Utah (1993-94). He signed with Denver as an undrafted rookie free agent in 1995 and spent his rookie season on Green Bay's practice squad. He played in NFL Europe with the Amsterdam Admirals (1997) and spent one game on San Francisco's roster as its third quarterback in 1997. McCoy spent training camp with the Philadelphia Eagles (1998) before finishing his playing career with the Calgary Stampeders in the CFL in 1999.

McCoy and his wife, Kellie, have a daughter, Liv, and a son, Luke.

MIKE MCCOY COACHING BREAKDOWN

Year	School/Team	Position
2000	Carolina Panthers	Offensive Assistant
2001	Carolina Panthers	Wide Receivers
2002	Carolina Panthers	Quarterbacks/Offensive Assistant
2003-06	Carolina Panthers	Quarterbacks
2007-08	Carolina Panthers	Passing Game Coordinator/Quarterbacks
2009	Denver Broncos	Offensive Coordinator/Quarterbacks
2010-12	Denver Broncos	Offensive Coordinator
2013-16	San Diego Chargers	Head Coach
2017	Denver Broncos	Offensive Coordinator
2018-	ARIZONA CARDINALS	OFFENSIVE COORDINATOR

NFL PLAYING CAREER

Year	School/Team	Position
1995	Green Bay Packers	Quarterback
1997	Amsterdam Admirals (NFL Europe)	Quarterback
1997	San Francisco 49ers	Quarterback



JEFF RODGERS

COLLEGE: North Texas
HOMETOWN: Austin, TX

YEARS NFL/CARDINALS: 15/1

SPECIAL TEAMS COORDINATOR

NOTE CARDS

- Hired as special teams coordinator after working in the same capacity the last three seasons (2015-17) with the Chicago Bears.
- Has 17 years of coaching experience, including 14 seasons coaching special teams in the NFL with Chicago (2015-17), Denver (2011-14), Carolina (2009-10), and San Francisco (2003-07).
- The Broncos returned six kicks for touchdowns during Rodgers tenure in Denver (2011-14), tied for the second most in the NFL in that span. In 2012, Trindon Holliday became the

first player in NFL history to record multiple return TDs in a playoff game when he scored on a 90-yard punt return and a 104-yard kickoff return in a 38-35 double-overtime loss to the Ravens.

- Under Rodgers tutelage, Broncos K Matt Prater was named to the Pro Bowl in 2013 after setting franchise records in field goal percentage (96.2%; 25-of-26) and points scored (150). Prater's 64-yard field goal in 2013 is the longest in NFL history. In 2014, K Connor Barth's 93.8 field-goal percentage (15-of-16) was the second-highest in team history.

Jeff Rodgers begins his first season as special teams coordinator with the Cardinals after he joined the team in January, 2018. He is in his 15th NFL season after previously coaching special teams with Chicago (2015-17), Denver (2011-14), Carolina (2009-10), and San Francisco (2003-07).

The Bears had three special teams TDs last season (two punt return, one fake punt), tied with the Rams for the most in the NFL. Rookie PR Tarik Cohen averaged 9.4 yards per punt return in 2017 (ninth in the NFL) and had a 61-yard return for a TD while KR Deonte Thompson ranked second in the NFL in 2016 in kickoff return yards (804). Sherrick McManis led the Bears in special teams tackles in each of the past three seasons (2015-17) while P Pat O'Donnell allowed just 22 punt returns in 2016, tied for the third fewest in the NFL among punters who appeared in 16 games.

Prior to working in Chicago, Rodgers coached for four seasons as the special teams coordinator with the Broncos. During his time in Denver, the Broncos ranked 10th in the NFL in gross punting average (45.6 yards per punt) and 11th in net punting average (39.6 yards per punt). Denver's six total kick return TDs (four punt/two kickoff) were tied for the second most in the NFL during Rodgers tenure.

Broncos K Matt Prater was named to the Pro Bowl following the 2013 season after setting franchise records in field goal percentage (96.2%, 25-of-26) and points scored (150). His 64-yard field goal on December 8, 2013 is the longest FG in NFL history. In 2014, K Connor Barth's 93.8 field goal percentage (15-of-16) was second-highest season total in Broncos history.

In Rodgers' second season in Denver in 2012, the Broncos special teams allowed the second-lowest punt return average (6.2 yards per return) and the seventh-lowest kickoff return average (22.1 ypr) in the NFL. During the Divisional Playoffs that season,

Trindon Holliday became the first player in NFL history to record a punt return TD (90 yards) and kickoff return TD (104 yards) in a postseason game. In 2011, Denver was third in the NFL in punt return average (12.7 ypr) and one of just three teams in the league with multiple punt return TDs: Arizona (4), Denver (2), Chicago (2). P Britton Colquitt set single-season franchise records for gross (47.4) and net punting (40.2) averages and broke his own team record the following year with a 42.1-yard net average.

Rodgers began his coaching career at the University of Arizona in 2001, spending two seasons as a graduate assistant working with the secondary and linebackers under head coach John Mackovic. He entered the NFL coaching ranks with San Francisco in 2003 as a special teams quality control coach for two seasons before being elevated to assistant special teams coach (2005-07). During his five seasons with the 49ers, LS Brian Jennings (2004) and current Cardinals P Andy Lee (2007) both earned Pro Bowl selections. Lee set an NFL single-season record with 42 punts inside the 20-yard line (since broken) and ranked second in the NFL with a 41.0 net punting average in 2007. After leaving the 49ers, Rodgers served as the special teams coordinator for one season at Kansas State in 2008.

Following Kansas State, Rodgers spent two seasons in Carolina, first as the Panthers special teams assistant (2009) before serving as special teams coordinator in 2010.

Rodgers played linebacker at North Texas (1996-99) where he earned a degree in Business, specializing in Entrepreneurship and Strategic Management. A St. Paul, MN native, Rodgers attended Westlake (Austin, TX) High School, the same high school as Saints QB Drew Brees and Super Bowl MVP QB Nick Foles. His brother, Jay, is the defensive line coach with the Chicago Bears.



JEFF RODGERS COACHING BREAKDOWN

Year	School/Team	Position
2001-02	University of Arizona	Graduate Assistant
2003-04	San Francisco 49ers	Special Teams Quality Control
2005-07	San Francisco 49ers	Assistant Special Teams
2008	Kansas State	Special Teams Coordinator
2009	Carolina Panthers	Special Teams Assistant
2010	Carolina Panthers	Special Teams Coordinator
2011-14	Denver Broncos	Special Teams Coordinator
2015-17	Chicago Bears	Special Teams Coordinator
2018-	ARIZONA CARDINALS	SPECIAL TEAMS COORDINATOR



CHRIS ACHUFF

COLLEGE: Bloomsburg

HOMETOWN: Bellefonte, PA

YEARS NFL/CARDINALS: 1/1

DOB: September 18, 1975

ASSISTANT DEFENSIVE LINE

Long-time college assistant coach Chris Achuff (A-chuff) enters his first season with the Cardinals and first at the NFL level after he joined Arizona's staff as assistant defensive line coach on 2/14/18.

Achuff joined the Cardinals after spending the past 19 years coaching at the collegiate level. In his career, he has coached the defensive line at Baylor (2008-16), Tennessee-Martin (2006-07), Charleston Southern (2005) and Tennessee-Chattanooga (2004).

During his tenure at Baylor, the Bears won back-to-back Big 12 conference championships (2012-13) and Achuff coached three All-Americans and 12 all-conference selections. DT Phil Taylor was a first-round pick of Cleveland in 2011 and DT Andrew Billings was the 2015 Big 12 co-Defensive Player of the Year and the Defensive Lineman of the Year while also being named an All-American. Billings was drafted by Cincinnati in the fourth round of the 2016 NFL Draft.

Prior to coaching for nine seasons at Baylor, Achuff worked two years at Tennessee-Martin, helping the Skyhawks win the Ohio Valley Conference title and advance to the NCAA FCS Playoffs with a 9-3 record in 2006. Tennessee-Martin led the OVC and ranked 17th nationally in run defense (112.9

ypg) and sixth nationally in total defense en route to its league title that season.

While at Charleston Southern in 2005, Achuff helped the Buccaneers win their first conference championship while also achieving the first winning record (7-4) in school history. CSU was named the Division I-AA team of the year by the College Sports Report in 2005. Achuff spent the 2004 season coaching at Tennessee-Chattanooga after working for two seasons as a graduate assistant at Penn State.

He began his coaching career at his alma mater, Bloomsburg University, as a student assistant working with the team's linebackers in 1998. Achuff then coached outside linebackers and led the school's strength and conditioning program at Bryant College in 1999. He then worked for two seasons at Kutztown (2000-01) in charge of linebackers and strength and conditioning. Achuff spent the 2017 season at Navarro (TX) Junior College working with the defensive line.

Achuff played linebacker and was a standout on special teams at Bloomsburg (1994-97) where he was a part of four PSAC championship teams. He and his wife, Kim, have one daughter, Julia, and two sons, Carter and Tyler.

CHRIS ACHUFF COACHING BREAKDOWN

Year	School/Team	Position
1999	Bryant College	Outside LBs/Strength and Conditioning
2000-01	Kutztown University	Linebackers/Strength and Conditioning
2002-03	Penn State	Graduate Assistant
2004	Univ. of Tennessee-Chattanooga	Defensive Line
2005	Charleston Southern	Defensive Line/Strength and Conditioning
2006-07	Univ. of Tennessee-Martin	Defensive Line/Strength and Conditioning
2008-16	Baylor University	Defensive Line
2017	Navarro Junior College	Defensive Line
2018-	ARIZONA CARDINALS	ASSISTANT DEFENSIVE LINE



TERRY ALLEN

COLLEGE: Clemson

HOMETOWN: Commerce, GA

YEARS NFL/CARDINALS: 13/2

DOB: February 21, 1968

BILL BIDWILL FELLOWSHIP/RBS

Former Pro Bowl running back Terry Allen enters his second season with the Cardinals as the Bill Bidwill Fellowship/RBs coach after joining Arizona's staff in May, 2017.

Allen is the program's second participant and followed Levon Kirkland in the fellowship that was established by the Cardinals to provide recently-retired minority NFL players with the opportunity to gain coaching experience at the highest level. Allen will assist running backs coach Kirby Wilson this season as part of that program.

Selected by the Minnesota Vikings in the ninth round (241st overall) of the 1990 NFL Draft out of Clemson, Allen played 10 NFL seasons with the Vikings (1991-94), Redskins (1995-98), Patriots (1999), Saints (2000) and Ravens (2001). He was selected to the Pro Bowl and was a second-team All-Pro with the Redskins in 1996 after rushing for a career-high and NFL leading 21 touchdowns and 1,353 yards on 347 carries. In his career, Allen played in 130 games (114 starts) and rushed for 8,614 yards and 73 touchdowns on 2,152 carries to go along with 1,601 receiving yards and six touchdowns on 204 receptions. He also played and started in six postseason games, rushing for 217 yards and two TDs.

A Commerce, GA native, Allen played three seasons at Clemson (1987-89) and served as a student coaching intern with the National Champion Tigers for two years (2015-16), working with the team's offensive staff while finishing his degree. He was inducted into the South Carolina Athletic Hall of Fame in 2015.

Allen was a three-year starter at Clemson and finished second in school history with 2,778 rushing yards to go along with 28 touchdowns on 523 carries (5.3-yard avg.) while also catching 23 passes for 243 yards. He received All-American honorable mention as a senior in 1989 and was a two-time All-ACC player of the week. As a sophomore in 1988, Allen earned first-team All-ACC honors after rushing for 1,139 yards and 10 touchdowns and was also named the MVP in the Tigers victory over Oklahoma in the Citrus Bowl. In 1987, Allen became the first freshman to lead the ACC in rushing and the first player in school history to earn all-conference honors.

Allen earned a bachelor's degree in Business Management from Clemson in 2017. He and his wife, Annette, have two daughters, Shayna and Haley.

TERRY ALLEN COACHING BREAKDOWN

Year	School/Team	Position
2017–	ARIZONA CARDINALS	BILL BIDWILL FELLOWSHIP/RB'S

NFL PLAYING CAREER

Year	Team	Position
1991–94	Minnesota Vikings	Running Back
1995–98	Washington Redskins	Running Back
1999	New England Patriots	Running Back
2000	New Orleans Saints	Running Back
2001	Baltimore Ravens	Running Back

CARDINALS CONTINUE BILL BIDWILL COACHING FELLOWSHIP PROGRAM

Prior to the 2015 season, the Cardinals established the Bill Bidwill Coaching Fellowship, a program to provide recently-retired NFL players with the opportunity to gain coaching experience at the highest level.

The inaugural participant was former Pro Bowl linebacker Levon Kirkland, who served two seasons (2015-16) assisting with the OLBs. The program's second participant, former Pro Bowl running back **Terry Allen**, joined the staff prior to the 2017 campaign after two seasons as a student intern on the Clemson Tiger's offensive coaching staff.

As Cardinals owner, Bill Bidwill has long been at the forefront in providing opportunities to individuals regardless of race or gender. In 2010, he was honored with the Fritz Pollard Alliance's Paul "Tank" Younger Award for promoting diversity in the NFL. In 1978, Adele Harris became the first African American female executive in the NFL when she was hired as the Cardinals director of community relations. In 1981, Bidwill hired attorney Bob Wallace, making him the first African American to handle contract negotiations for an NFL club.

Arizona was also the first NFL team with an African American general manager-head coach tandem (Rod Graves/Dennis Green, 2004), and from 2013-14 the Cardinals were the only NFL team whose offensive and defensive coordinators were both African American (Harold Goodwin and Todd Bowles).



RAY BROWN

COLLEGE: Arkansas State
HOMETOWN: Marion, AR

YEARS NFL/CARDINALS: 32/4
DOB: December 12, 1962

OFFENSIVE LINE

Veteran NFL offensive lineman Ray Brown enters his first season as Arizona's offensive line coach, making his return to the franchise after playing the same position with the Cardinals for three years (1986-88). He re-joined the Cardinals organization on 2/14/18 after a seven-year stint coaching with the Carolina Panthers (2011-17).

An eighth-round pick (201st overall) by the Cardinals in the 1986 NFL Draft out of Arkansas State, Brown played in 262 regular season games (205 starts) and 11 postseason contests at guard and tackle in his 20-year NFL career with four different franchises: St. Louis/Phoenix Cardinals (1986-88), Washington Redskins (1989-95; 2004-05), San Francisco 49ers (1996-2001), and Detroit Lions (2002-03). He was a member of the Redskins Super Bowl XXVI championship team and earned Pro Bowl and first-team All-Pro honors with the 49ers in 2001. Brown became the oldest player to ever start an NFL postseason game when he opened the contest at right guard for the Redskins against the Seahawks in the 2005 NFC Divisional Playoff at 43 years and 336 days old.

Brown originally joined Carolina's coaching staff in 2011 as the assistant line coach and spent five years in that position until he was elevated to offensive line coach in 2016 where he spent the past two years (2016-17). While in Carolina, Brown's offensive line helped the Panthers go 30 consecutive games with at least 100 rushing yards (Week 6 of 2014-Week 3 of 2016), the longest streak in the NFL since Pittsburgh did it in 43 games from 1974-77.

During his tenure in Carolina, Brown coached Pro Bowl G Trai Turner (2015-17), C Ryan Kalil (2011, '13, '15) and T Jordan Gross (2013), helping Kalil earn first-team All-Pro honors in 2013 and 2015 and second-team recognition in 2011. From 2011-17, Brown's unit helped the Panthers score 121 rushing TDs and average 131.8 rushing yards per game, which ranked second and third in the NFL, respectively, during that span.

In 2016, the Panthers finished with the NFL's 10th-ranked rushing offense. Turner, who was forced to move to right tackle for three games due to injuries, earned his second consecutive Pro Bowl selection. In 2015, Brown assisted offensive line coach

John Matsko in coaching a unit that played a key role for the NFL's top scoring offense and second-ranked rushing offense. The line helped Carolina win the NFC Championship, advance to Super Bowl 50 and set team records with 500 points, 59 total touchdowns and 357 first downs. The line provided protection for QB Cam Newton, who won NFL MVP honors, while also helping RB Jonathan Stewart get selected to the Pro Bowl.

The Panthers finished with the seventh ranked rushing attack in the NFL in 2014 and made its second consecutive playoff appearance. The offensive line featured two starting rookies in guards Andrew Norwell and Turner, and a pair of undrafted tackles surrounding Kalil. In 2012, Amini Silatolu, a second-round draft choice from Division II Midwestern State, started 15 games at guard and earned all-rookie honors. Despite injuries throughout the year, including the loss of Kalil after five games, the Panthers tallied 5,871 total net yards, the second-highest mark in team history.

In Brown's first year with Carolina in 2011, the offensive line helped set team records with an average of 5.41 yards per carry and 139 rushing first downs and cleared the way for the Panthers to become the first team in NFL history to have three players with 700 or more yards rushing.

Brown entered the coaching ranks with the Redskins as a special assistant working with the offensive line in 2006 before serving as an assistant offensive line coach for Buffalo (2008-09) and San Francisco (2010). In his two seasons in Buffalo, the offensive line paved the way for a 1,000-yard rusher each year (Marshawn Lynch, Fred Jackson) and T Jason Peters was selected to the Pro Bowl in 2008.

Brown began his college football playing career at Memphis State before transferring to Arkansas State where he received first-team All-Southland Conference honors as a senior in 1985. Brown became the first player in conference history to be named all-conference at two different positions in the same season, garnering first-team recognition at tackle and second-team accolades at tight end.

Brown and his wife, Ashley, are the parents of a daughter, Miriam and son, Trey. He also has daughters, Lentisha and Andrea, and a son, Tyler.

RAY BROWN COACHING BREAKDOWN

Year	School/Team	Position
2006	Washington Redskins	Special Assistant
2008-09	Buffalo Bills	Assistant Offensive Line
2010	San Francisco 49ers	Assistant Offensive Line
2011-15	Carolina Panthers	Assistant Offensive Line
2016-17	Carolina Panthers	Offensive Line
2018-	ARIZONA CARDINALS	OFFENSIVE LINE



NFL PLAYING CAREER

Year	School/Team	Position
1986–88	ST. LOUIS/PHOENIX CARDINALS	GUARD/TACKLE
1989–95	Washington Redskins	Guard/Tackle
1996–2001	San Francisco 49ers	Guard/Tackle
2002–03	Detroit Lions	Guard/Tackle
2004–05	Washington Redskins	Guard/Tackle



ALONSO ESCALANTE

COLLEGE: Springfield

HOMETOWN: Glen Rock, NJ

YEARS NFL/CARDINALS: 5/1

DOB: May 4, 1987

DEFENSIVE QUALITY CONTROL

Alonso Escalante begins his first season as a defensive quality control coach working with the team's nickelbacks after he joined the Cardinals on 2/14/18.

Escalante is in his fifth season in the NFL as an assistant coach after spending the past two years (2016-17) with the New York Giants as an offensive assistant working with the team's wide receivers and two years (2012-13) with Tampa Bay as a defensive assistant. He got his start in the NFL with the Giants in 2009 as part of the NFL's minority coaching fellowship during training camp and worked as a defensive coaching intern with the Oakland Raiders in 2011.

Prior to working with the Giants, Escalante coached at his high school, Glen Rock (NJ) High School, in 2014 and at Fair Lawn (NJ) High School in 2015.

Escalante worked at the collegiate level as the

inside linebackers and defensive backs coach at McDaniel College (2009-10) and as a coaching intern with the football program at Rutgers University. At Rutgers, he assisted in all aspects of the program including coaching, recruiting and administration. Escalante began his coaching career as a student assistant at his alma mater, Springfield College, from 2006-09 and worked as the head student assistant.

A native of Glen Rock, NJ, Escalante received a bachelor's degree in Movement and Sports Studies from Springfield in 2009 and earned his master's degree in Exercise Science and Physical Education from McDaniel College in 2011. In 2014, Glen Rock High School renamed their Special Teams Player of the Year award to the "Escalante Special Teams Award" in honor of his efforts, dedication and passion for special teams.

ALONSO ESCALANTE COACHING BREAKDOWN

Year	School/Team	Position
2009–10	McDaniel College	Inside Linebackers/Defensive Backs
2012–13	Tampa Bay Buccaneers	Defensive Assistant
2014	Glen Rock H.S.	Assistant Coach
2015	Fair Lawn H.S.	Assistant Coach
2016–17	New York Giants	Offensive Assistant
2018–	ARIZONA CARDINALS	DEFENSIVE QUALITY CONTROL

CARDINALS, GATORADE, DIGNITY HEALTH AND SRP HOST "KICKING, PUNTING AND SNAPPING CAMPS"

For the 14th consecutive year, the Arizona Cardinals Football Club hosted three "Kicking, Punting and Snapping Camps" presented by Gatorade, Dignity Health and SRP.

Hosted by former NFL and Arizona State kicker and current Senior Director of Community Relations Luis Zendejas, the free camps took place in March, April and May at Gilbert Christian High School.

Current and former NFL kickers, punters and long snappers tutored high school athletes from Arizona, New Mexico, Nevada, Utah and Mexico.





LARRY FOOTE

COLLEGE: Michigan
HOMETOWN: Detroit, MI

YEARS NFL/CARDINALS: 17/5
DOB: June 12, 1980

LINEBACKERS

Former Cardinals linebacker Larry Foote enters his fourth season with the team as an assistant coach and first as linebackers coach after spending his first three seasons overseeing Arizona's inside linebackers.

He joined the Cardinals coaching staff in 2015 after playing in the NFL for 13 seasons (2002-14), including in 2014 with Arizona when he started 15 games and led the team with 105 tackles to go along with two sacks and a fumble recovery. It was his fourth career 100-tackle season. Foote helped Arizona's defense allow just 18.7 points per game in 2014, the fifth lowest average in the league, while allowing 20 points or fewer in an NFL-high 13 games.

During his coaching tenure with Arizona Foote has helped oversee the conversion of Deone Bucannon from a college safety to a SLB in the NFL. Bucannon has had 100+ tackles in two of the past three seasons, including a team-leading and career-high 127 tackles in 2015.

Last year, Arizona's defense finished #6 in the NFL, marking the first time since the 1970 NFL-AFL merger the Cardinals had a top-10 defense in three straight seasons. In 2016, the Cardinals finished with the NFL's #2 ranked defense, the second straight season the team had a top-five defense in the league. It was the team's highest defensive raking in franchise history. Arizona also led the NFL with 48 sacks in 2016, the third-highest total in team history. In his first season as an assistant coach in 2015, the Cardinals finished the year with the #5 ranked defense. The unit ranked second in the NFL with 33 total takeaways and tied Kansas City for the league lead with six defensive TDs. Arizona also ranked sixth in run defense (91.3 ypg) and seventh in points allowed per game (19.6) in 2015.

Foote is a two-time Super Bowl winner (XL, XLIII) who played 11 seasons with the Pittsburgh Steelers (2002-08, 2010-13) and one season with the Detroit Lions (2009). He began his career with the Steelers as a fourth-round pick (128th overall) in the 2002 NFL Draft out of Michigan and spent his

first seven seasons in Pittsburgh where he started all 16 games in five straight seasons (2004-08). He had a career-high 123 tackles in 2005. A Detroit, MI native, Foote played for his hometown Lions in 2009, starting 14 games and recording 99 tackles and two sacks before re-signing with the Steelers in 2010, where he played four seasons prior to joining the Cardinals in 2014.

In his 13 seasons, Foote played in 187 games (134 starts) and recorded 912 tackles (631 solo), 25 sacks, 10 forced fumbles, six fumble recoveries and four interceptions. He also appeared in 17 post-season games (11 starts), starting every playoff contest for the Steelers en route to his two Super Bowl wins.

Foote played in 48 games (28 starts) in four seasons at Michigan and finished his career with 212 tackles (145 solo), 11 sacks and 44 tackles for loss, which ranked fourth in school history. He also had three INTs and 18 passes defended and received the Roger Zatkoff Award as the team's top linebacker in 2001. As a senior, he was a first-team All-America selection by Football News, a second-team selection by The Sporting News and was named Big Ten Defensive Player of the Year and a consensus first-team all-conference selection. Foote was a first-team All-Big Ten choice by the league's coaches as a junior in 2000 and earned second-team honors from the media. He played in every game during his freshman and sophomore seasons. Foote majored in Physical Education in the division of Kinesiology.

He was a PrepStar Magazine High School All-American at Pershing (Detroit, MI) High School and earned All-State honors as a senior. Foote was rated the No. 2 player on the Detroit Free Press Fab 50 list after recording 377 tackles, 39 sacks and 52 tackles for loss and scoring 18 defensive TDs during his prep career. He played tight end in addition to linebacker and strong safety and caught 72 passes for 998 yards and 22 TDs. Foote and his wife, Jonelle, have four sons, Treyveion, Larry, Trammell, and Mason and one daughter, Jalyne.

LARRY FOOTE COACHING BREAKDOWN

Year	School/Team	Position
2015-17	ARIZONA CARDINALS	INSIDE LINEBACKERS
2018-	ARIZONA CARDINALS	LINEBACKERS

NFL PLAYING CAREER

Year	School/Team	Position
2002-08	Pittsburgh Steelers	Linebacker
2009	Detroit Lions	Linebacker
2010-13	Pittsburgh Steelers	Linebacker
2014	ARIZONA CARDINALS	LINEBACKER



KEVIN GARVER

COLLEGE: Alabama

HOMETOWN: Birmingham, AL

YEARS NFL/CARDINALS: 6/6

DOB: July 28, 1987

WIDE RECEIVERS

Kevin Garver enters his sixth season with the Cardinals and first as wide receivers coach after previously working as the team's assistant wide receivers coach in 2017. He originally joined the team as an offensive assistant on 2/5/13 and spent four years in that role.

Working with the receivers during his Cardinals career, Garver has coached WR Larry Fitzgerald, who has been selected to four Pro Bowls in that span, including his team-record 11th Pro Bowl last season after leading the NFC and ranking second in the NFL with a franchise-record-tying 109 receptions. Arizona finished the 2016 season with 418 points, the fourth-best total in team history while having the #9 ranked offense in the NFL. It was the second straight season the Cardinals had a top-10 offense in the league.

In 2015, the Cardinals had the top ranked offense in the NFL and established single-season records for points (489), TDs (59), TD passes (35), total net yards (6,533), first downs (373) and first downs passing (237). Fitzgerald had 109 receptions and John Brown had 65 receptions for 1,003 yards and seven TDs in his second season. Combined with Fitzgerald's 1,215 receiving yards in 2015, it marked just the fifth time in team history the Cardinals had multiple players with 1,000+ receiving yards in a season.

During the 2014 season Garver helped oversee the development of the rookie Brown, who went on to establish an NFL rookie record with four game-winning

TD receptions. Michael Floyd finished second among NFL receivers averaging 17.9 yards per reception.

Garver joined the Cardinals in 2013 after spending the previous six years working for the University of Alabama football program under head coach Nick Saban, where he was part of a staff that won three national championships in four years (2009, 2011-12). He began working with the Crimson Tide football team as a student assistant in February of 2007 after the arrival of Saban and spent three seasons in that role. In 2008, the Tide went undefeated during the regular season and played in the SEC Championship Game, and the following season they went 14-0 and won the BCS National Championship Game. Garver then spent the next two seasons as a graduate assistant at Alabama, helping the Tide win their second BCS National Championship Game in 2011.

In 2012, Garver moved into an offensive analyst position and helped Alabama become the first team since Nebraska in 1994-95 to win back-to-back consensus national championships. They ranked second in the SEC and 11th in the country with 38.7 points per game and QB A.J. McCarron led the nation with a 175.3 pass efficiency rating.

He graduated from Alabama with a bachelor's degree in Marketing in 2009 and earned a master's degree in Marketing in 2012. Garver and his wife, Julie, have a son, Jackson and a daughter, Savannah.

KEVIN GARVER COACHING BREAKDOWN

Year	School/Team	Position
2007-12	University of Alabama	Offensive Analyst/Graduate Assistant
2013-16	ARIZONA CARDINALS	OFFENSIVE ASSISTANT
2017	ARIZONA CARDINALS	ASSISTANT WIDE RECEIVERS
2018-	ARIZONA CARDINALS	WIDE RECEIVERS

CARDINALS SERVE THANKSGIVING DINNER AT PHOENIX RESCUE MISSION

Arizona Cardinals President Michael Bidwill, Nicole Bidwill and a number of Cardinals players including quarterback Carson Palmer, safety Antoine Bethea, guard Earl Watford, quarterback Matt Barkley and long snapper Aaron Brewer joined team employees, members from the Arizona Cardinals Women's Club, Cardinals Cheerleaders and team mascot Big Red to serve Thanksgiving dinner at the Phoenix Rescue Mission at the team's 16th annual "Feed the Hungry" event last November.





CHARLIE HARBISON

COLLEGE: Gardner-Webb
HOMETOWN: Shelby, NC

YEARS NFL/CARDINALS: 1/1
DOB: October 27, 1959

ASSISTANT DEFENSIVE BACKS

Veteran assistant coach Charlie Harbison enters his first year with the Cardinals after he was named assistant defensive backs coach on 2/14/18.

Harbison has 26 years of coaching experience at the college level and has been a part of teams that made 20 bowl appearances. He had a 20-year coaching career in the SEC and ACC with stops at Clemson, Alabama, Auburn, Mississippi State and LSU. Harbison came to Arizona after spending the last three seasons (2015-17) as co-defensive coordinator and secondary coach at Louisiana-Lafayette and was hired in early 2018 at Georgia Southern.

Prior to coaching at Louisiana-Lafayette, Harbison spent two seasons (2013-14) at Auburn as co-defensive coordinator and safeties coach, helping the Tigers win the 2013 SEC Championship and advance to the BCS Championship game. In 2013, Auburn had the second biggest turnaround in college football history with an eight game improvement from 2012.

Harbison went to Auburn after his second coaching stint at Clemson (2009-12), working as co-defensive coordinator and defensive backs coach. He helped the Tigers to back-to-back 10-win seasons and the 2011 ACC Championship (Clemson's first conference title in 20 years) and an Orange Bowl appearance. The Shelby, NC native was named one of the nation's top-25 recruiters by Rivals in 2010 and tutored CB Coty Sensabaugh, who had 14 passes defended in 2011 and was drafted by the Tennessee Titans. Harbison helped Clemson to a top-25 ranking and the ACC Atlantic division title in 2009. Clemson had 21 INTs, the fifth-most in school history and tied for fifth-most in the nation and finished seventh in the nation in pass defense.

Before going to Clemson, he spent two seasons at Mississippi State (2007-08), the second of which he worked as defensive coordinator while also coaching safeties. Harbison had two different tenures as an assistant at Alabama (1998-2000; '03-06). He coached the Crimson Tide's defensive backs in his initial stay and helped Alabama to the 1999 SEC Championship

and appearances in the 2001 Orange Bowl and 1998 Music City Bowl. Two of his pupils, Fernando Bryant (1999) and Tony Dixon (2000), were taken in the first and second rounds of the NFL Draft, respectively. In his second stint with the Crimson Tide, Harbison worked with the wide receivers and helped Alabama to three bowl appearances.

Between the Alabama assignments, Harbison coached defensive backs at LSU (2001-02) under head coach Nick Saban and helped the Tigers win the 2001 SEC Championship and play in the 2002 Sugar Bowl and 2003 Cotton Bowl. CB Corey Webster, who played his first season under Harbison, finished second on the school's all-time career INT list.

He served as defensive backs coach in his first stop at Clemson (1995-97) as the Tigers played in three consecutive bowl games. At Clemson, Harbison mentored 2018 Hall of Fame inductee and nine-time Pro Bowl selection Brian Dawkins, helping him earn All-American honors while also leading the ACC in INTs in 1995.

Harbison also coached the secondary at UTEP (1994) and twice worked at his alma mater, Gardner-Webb, coaching wide receivers (1992-93) and defensive backs (1984-85). In addition to his collegiate coaching experience, Harbison worked in both the Arena Football League as defensive coordinator with the Charlotte Rage (1993), coaching Cardinals head coach Steve Wilks, and in the World League of American Football with the Raleigh-Durham Skyhawks in 1991 as defensive backs coach.

A standout defensive back at Gardner-Webb (1978-81) who had 11 career INTs, Harbison signed with the Buffalo Bills as a rookie free agent in 1982 before spending two years (1983-84) with the Boston/New Orleans Breakers of the USFL.

He graduated from Gardner-Webb with a degree in Business Administration in 1995. Harbison and his wife, Tammy, have three sons, Charlie, Stedman and Masai, and a daughter, Msiba.

CHARLIE HARBISON COACHING BREAKDOWN

Year	School/Team	Position
1984-85	Gardner-Webb University	Defensive Backs
1991	Raleigh-Durham Skyhawks (WLAFL)	Defensive Backs
1992-93	Gardner-Webb University	Wide Receivers
1993	Charlotte Rage (Arena)	Defensive Coordinator
1994	University of Texas-El Paso	Secondary
1995-97	Clemson	Defensive Backs
1998-2000	University of Alabama	Defensive Backs
2001-02	Louisiana State	Defensive Backs
2003-06	University of Alabama	Wide Receivers
2007-08	Mississippi State	Defensive Coordinator
2009-12	Clemson	Co-Defensive Coordinator/Defensive Backs
2013-14	Auburn	Co-Defensive Coordinator/Safeties
2015-17	University of Louisiana-Lafayette	Co-Defensive Coordinator/Secondary
2018-	ARIZONA CARDINALS	ASSISTANT DEFENSIVE BACKS



STEVE HEIDEN

COLLEGE: South Dakota State

HOMETOWN: Rushford, MN

YEARS NFL/CARDINALS: 17/6

DOB: September 21, 1976

ASSISTANT OFFENSIVE LINE

Veteran NFL tight end Steve Heiden enters his sixth season with the Cardinals and first as assistant offensive line coach after working the past five seasons as an assistant special teams/assistant tight ends coach following his hiring on 2/5/13.

Last year, undrafted rookie TE Ricky Seals-Jones had three TD receptions, becoming just the third rookie tight end in franchise history with at least three TD catches in a season. He was fourth in the NFL among rookie TEs in TD receptions.

Arizona finished the 2016 season with 418 points, the fourth-best total in team history, while having the #9 ranked offense in the NFL. It was the second straight season the Cardinals had a top-10 offense. RB David Johnson set franchise records and led the NFL with 2,118 scrimmage yards (1,239 rushing, 879 receiving) and 20 TDs, including a team-record 16 rushing TDs.

In 2015, the Cardinals had the top ranked offense in the NFL for the first time in team history and established single-season records for points (489), TDs (59), TD passes (35), total net yards (6,533), first downs (373) and first downs passing (237).

After playing in the NFL for 11 seasons (1999-2009), Heiden entered the coaching ranks in 2012

as tight ends coach at Concordia University in St. Paul, MN.

A third-round selection (69th overall) of the Chargers in the 1999 NFL Draft out of South Dakota State, Heiden spent three years in San Diego (1999-2001) before being traded to Cleveland where he played eight seasons with the Browns (2002-09). Over his NFL career, Heiden played 148 games with 83 starts and totaled 201 receptions for 1,689 yards and 14 TDs.

In 2004, Heiden set a career high with five TD receptions, which included a franchise-record-tying three TDs in one game (@ Cincinnati, 11/28/04). He enjoyed his most productive season statistically in 2005 when he started 13 games and had 43 catches for 401 yards.

A native of Rushford, MN, Heiden played college football at South Dakota State and totaled 112 receptions for 1,499 yards and eight TDs. He earned first-team All-North Central Intercollegiate Athletic Conference honors as a senior in 1998 and was voted second-team All-American by The Sports Network. He is one of only 28 players in school history to be selected in the NFL Draft.

Heiden and his wife, Jessica, have two daughters, Madison and Presley, and a son, Walker.

STEVE HEIDEN COACHING BREAKDOWN

Year	School/Team	Position
2012	Concordia University	Tight Ends
2013-17	ARIZONA CARDINALS	ASST. SPECIAL TEAMS/ASST. TIGHT ENDS
2018-	ARIZONA CARDINALS	ASSISTANT OFFENSIVE LINE

NFL PLAYING CAREER

Year	School/Team	Position
1999-2001	San Diego Chargers	Tight End
2002-09	Cleveland Browns	Tight End

CARDINALS, VALLEY OF THE SUN UNITED WAY CELEBRATE "CHARACTER PLAYBOOK" PROGRAM

Members of the Arizona Cardinals including Nicole Bidwill, team mascot Big Red and Cardinals alumni joined representatives from the Valley of the Sun United Way to celebrate the second year of the "Character Playbook" program at American Sports Centers in May.

Character Playbook is an interactive digital course that uses evidence-based strategies to educate middle school students on how to cultivate and maintain healthy relationships. Through Character Playbook, students learn the common language needed on why character education matters. It is comprised of six modules that cover key concepts around positive character development and social-emotional learning, allowing students to engage with true-to-life scenarios that include bystander intervention strategies and positive relationship examples.

The NFL, the United Way and Verizon contributed more than \$300,000 to the launch of the Arizona Character Playbook program in March 2017 in the name of Cardinals wide receiver Larry Fitzgerald, who was selected as the co-winner of the 2016 Walter Payton NFL Man of the Year.



DON JOHNSON

COLLEGE: Jersey City State
HOMETOWN: Newark, NJ

YEARS NFL/CARDINALS: 12/1
DOB: November 3, 1954

SR. ASSISTANT/DEFENSIVE LINE

Veteran assistant coach Don Johnson enters his first season with the Cardinals as the team's senior assistant/defensive line after he joined Arizona's coaching staff on 2/14/18. Johnson, a veteran of 38 seasons as a coach, came to Arizona after previous NFL assignments with the San Diego Chargers (2009-15), Oakland Raiders (2007-08) and Chicago Bears (2005-06).

He coached for seven seasons with the Chargers, helping develop DT Corey Liuget, San Diego's first-round selection in 2011. In 2014, Liuget led the Chargers in sacks (4.5) and tackles for loss (19), while leading the defensive line in QB hits (18) and fumble recoveries (two). That followed the 2013 season where Liuget led the Chargers in sacks (5.5), tackles for loss (10) and QB hits (18).

In 2010, the Chargers led the NFL in total defense while ranking second in sacks and fourth in run defense. DT Antonio Garay was named a Pro Bowl alternate after setting career highs and leading the defensive line in tackles (59), sacks (5.5), tackles for loss (10), and QB hits (15).

A Newark, NJ native, Johnson came to the Chargers after two seasons with Oakland in charge of Raiders defensive tackles and two seasons coaching Chicago's defensive line. The Bears won the NFC Championship in 2006 and advanced to Super Bowl XLI after leading the NFL with 44 takeaways. Johnson helped DT Tommie Harris earn two Pro Bowl selections (2005-06) and get named second-team All-Pro in 2005. He also tutored two players who posted double-digit sack seasons in Chicago, Mark Anderson (12 in 2006) and Adefawale Ogunlede (10 in 2005).

A former linebacker who played at Butler Community College and Jersey City State before playing for

the USFL's New Jersey Generals, Johnson coached for 28 seasons on the prep and collegiate levels before entering the NFL coaching ranks with the Bears. He was also part of the NFL's minority coaching internship program with the San Francisco 49ers for two seasons (1997-98).

Prior to entering the NFL, Johnson oversaw the defensive line at UCLA (2000-04) where DE Dave Ball was named the 2003 ABC-Chevrolet National Defensive Player of the Year after leading the country in sacks. Johnson added the title of Recruiting Coordinator in his last season with the Bruins. He coached defensive ends and special teams at Nevada (1995-99), helping the Wolf Pack win three conference titles and play in two bowl games during his tenure. He worked on the offensive side of the ball at Riverside CC (1987-90, '93-94) and Cal State Fullerton (1991-92) in addition to tutoring linebackers at his alma mater, Jersey City State, for two seasons (1984-85). During his tenure at Riverside, the Tigers made four bowl appearances and won a junior college championship after going 11-0 in 1989.

Johnson began his coaching career at his alma mater, Weequahic High School, in Newark, NJ in 1977 before coaching at Santa Ana Valley (CA) High School from 1978-82. He also worked for 26 years as a high school and college basketball official, including eight at the NCAA Division I level. He was the president of the Orange County (CA) Basketball Officials Association for four years and the California Basketball Officials Association for two.

Johnson and his wife, Deborah, have two daughters, Denise and Leanna, and a son, Don, Jr.

DON JOHNSON COACHING BREAKDOWN

Year	School/Team	Position
1977	Weequahic H.S.	Assistant Coach
1978-82	Santa Ana Valley H.S.	Assistant Coach
1984-85	Jersey City State	Linebackers
1986	Santa Ana Valley H.S.	Assistant Coach
1987-90	Riverside (CA) CC	Offensive Coordinator/Offensive Line
1991-92	Cal-State Fullerton	Offensive Line
1993-94	Riverside (CA) CC	Offensive Coordinator/Offensive Line
1995-99	University of Nevada	Defensive Ends/Special Teams
2000	UCLA	Interior Defensive Line
2001-04	UCLA	Defensive Line/Recruiting Coordinator
2005-06	Chicago Bears	Defensive Line
2007-08	Oakland Raiders	Defensive Tackles
2009-15	San Diego Chargers	Defensive Line
2018-	ARIZONA CARDINALS	SR. ASSISTANT/DEFENSIVE LINE



BYRON LEFTWICH

COLLEGE: Marshall

HOMETOWN: Washington, DC

YEARS NFL/CARDINALS: 12/2

DOB: January 14, 1980

QUARTERBACKS

A quarterback for 10 years in the NFL, Byron Leftwich enters his second season coaching the position in Arizona. He began his coaching career with the Cardinals as an intern during the 2016 season before being hired full-time on 1/27/17.

Leftwich played in the NFL with four different teams (Jacksonville 2003-06; Atlanta 2007; Pittsburgh 2008, 2010-12; Tampa Bay 2009) and appeared in 60 games (50 starts), completing 930 passes on 1,605 attempts (57.9%) for 10,532 yards, 58 TDs and 42 INTs. He earned a Super Bowl ring with the Steelers following the team's victory in Super Bowl XLIII.

Last year, Arizona had three different QBs win multiple games: Carson Palmer (3), Drew Stanton (3) and Blaine Gabbert (2). The Cardinals became the first team since 2007 (Bears and Panthers) to have at least three QBs win multiple starts.

Leftwich entered the league as a first-round selection (seventh overall) by Jacksonville in the 2003 NFL Draft out of Marshall. He played four seasons with the Jaguars and started 44 games, setting career highs in 2004 with 2,941 passing yards and 15 TDs while starting 14 games. Leftwich started 11 games in 2005 and helped Jacksonville reach the AFC Wild Card. Following his tenure in Jacksonville, he played one season with Atlanta and appeared in

three games before joining the Steelers for the first time in 2008 as Ben Roethlisberger's backup. Leftwich then went to Tampa Bay in 2009 and started three games for the Buccaneers before spending the final three years of his career back in Pittsburgh.

One of the most prolific passers in college football history, Leftwich was a three-year starter at Marshall and set Mid-American Conference records for passing yards (11,903) and total offense (12,090). He completed 939-of-1,442 pass attempts (65.1%) with 89 TDs and 28 INTs and was twice selected as the MAC Offensive Player of the Year (2001-02). His other accomplishments at Marshall included being named the MVP of the 2000 Motor City Bowl, being selected as the 2001 Vern Smith leadership award winner as the MAC's MVP and finishing sixth in voting for the Heisman Trophy as a senior in 2002. Leftwich was inducted into the Marshall University Hall of Fame in 2007.

Leftwich attended H.D. Woodson (Washington, DC) High School where he lettered in football, basketball and baseball. As a senior in 1997, he was named honorable mention on the Washington Post's All-Met football team and was also a first-team All-DCIAA East selection in basketball. Leftwich graduated with a bachelor's degree in Business.

BYRON LEFTWICH COACHING BREAKDOWN

Year	School/Team	Position
2017–	ARIZONA CARDINALS	QUARTERBACKS

NFL PLAYING CAREER

Year	School/Team	Position
2003–06	Jacksonville Jaguars	Quarterback
2007	Atlanta Falcons	Quarterback
2008	Pittsburgh Steelers	Quarterback
2009	Tampa Bay Buccaneers	Quarterback
2010–12	Pittsburgh Steelers	Quarterback

**RANDALL McCRAY****COLLEGE:** Appalachian State**HOMETOWN:** Monroe, NC**YEARS NFL/CARDINALS:** 1/1**DOB:** August 19, 1969**ASSISTANT SPECIAL TEAMS**

A college assistant coach for 26 seasons, Randall McCray enters his first season in the NFL as assistant special teams coach with the Cardinals after being hired on 2/14/18.

He came to Arizona after spending the past two years as Texas State's assistant head coach, defensive coordinator and linebackers coach. While at Texas State, McCray helped Bryan London II get named All-Sun Belt Conference second-team in 2016 after ranking third nationally by averaging 11.8 tackles and 6.9 solo stops per game. London II led the Sun Belt in solo tackles and was second among league leaders in total tackles while also having two forced fumbles.

McCray went to Texas State after working for three seasons (2013-15) as the defensive coordinator and secondary coach at Gardner-Webb. During those three seasons, McCray's defense held 13 different opponents to less than 100 yards rushing. DT O.J. Mau earned All-America honors for the third straight season in 2015 and DE Shaq Riddick earned FCS All-American honors and was fifth in the final voting for the Buck Buchanan Award in 2013. Gardner-Webb had 12 All-Big South defensive players during that span.

In 2013, Gardner-Webb's defense was one of the most improved FCS units when it moved up 96 spots from the previous year and finished in the top five in total defense. The Bulldogs set a Big South record by allowing just 296.8 yards per game and led the conference in rush defense (122.5 yards per game), pass defense (174.2 yards per game) and pass efficiency defense. They also led the league in opponent first downs, third down conversion rate, sacks and fourth down conversion rate. In 2015, Gardner-Webb finished in the top-15 in the nation in total defense.

Prior to Gardner-Webb, McCray worked in 2011 as the special teams coordinator and outside linebackers coach at Pittsburgh, helping the Panthers play in the BBVA Compass Bowl. In 2010, McCray served as defensive coordinator at Middle Tennessee State as the Blue Raiders led the Sun Belt Conference and ranked 10th nationally in tackles for loss and 17th in sacks to earn a spot in the GoDaddy.com Bowl. The Blue Raiders ranked second in the conference in scoring defense, passing yards allowed and pass efficiency defense and Jamari Lattimore earned Sun Belt Defensive Player of the Year honors. DBs Rod Issac and Jeremy Kelleem also earned All-Sun Belt first-team honors and DL Dwight Smith was named honorable mention. Issac was later drafted in the fifth round (147th overall) of the 2011 NFL Draft by Jacksonville, the highest pick for a Blue Raider since 2003.

McCray spent four years (2006-09) at Wisconsin, coaching the defensive line his first two seasons (2006-07) before overseeing outside linebackers/recruiting coordinator in 2008 and safeties in 2009. During his four seasons in Madison, McCray helped the Badgers win 38 games. In his first season in 2006, Wisconsin ranked second nationally in scoring defense and finished fifth nationally in total defense while Matt Shaughnessy and Jason Chapman were named All-Big Ten. Shaughnessy and Nick Hayden earned All-Big Ten selections and Kirk DeCreamer was named to the freshman All-American squad in 2007.

As a recruiter, McCray's 2008 signees included 2012 Doak Walker Award winner and two-time All-America RB Montee Ball – who finished as the NCAA's career TD leader (83) – first-team All-Big Ten C Travis Frederick and All-Big Ten LB Chris Borland. Under McCray's guidance, LBs DeAndre Levy and Jonathan Casillas earned All-Big Ten honors in 2008. In 2009, safeties Jay Valai and Chris Maragos captured All-Conference honors and Wisconsin's defense held every Big Ten opponent it faced to fewer than 100 yards rushing. Six of McCray's players went on to play in the NFL: Shaughnessy, Levy, Hayden, Casillas, Maragos and O'Brien Schofield.

McCray coached the defensive line and linebackers at Toledo (2003-05). In 2005, the Rockets were co-champs of the MAC West, finishing 9-3 and beating UTEP in the GMAC Bowl after finishing with one of the nation's top-25 teams in total defense. The Rockets led the conference in scoring defense, total defense, pass efficiency defense and sacks – and were second in the league in rushing defense. McCray also helped Toledo win the 2004 MAC title while LBs Brock Dodrill and Keon Jackson earned All-MAC honors in 2003 and 2004, respectively.

He was an assistant head coach and defensive coordinator at Illinois State in 2002 after working as the Redbirds linebackers coach for two seasons (2000-01). In 2002, LB Boomer Grigsby earned first-team All-America honors, was named the Gateway Conference Defensive Player of the Year and finished third in voting for the Buck Buchanan Award after leading the nation with 179 total tackles (108 solo). He was drafted in the fifth round (138th overall) of the 2005 NFL Draft by the Kansas City Chiefs. McCray also tutored Illinois State All-American LB Galen Scott in 2000.

Prior to that, McCray coached for three seasons at Murray State (1997-99), the first two as inside linebackers coach before adding defensive coordinator duties in 1999. He tutored All-American LB Ronnie Merritt in 1997 as Murray State finished



with the second ranked total defense in the nation. He was also defensive ends coach at Bethune-Cookman (1996), a quality control coach at Clemson (1995) and defensive line coach at UT Chattanooga (1993-94). McCray began his coaching career as a graduate assistant at South Carolina (1991-92).

McCray was a two-year letterman as a linebacker and running back at Appalachian State. He played

on the Mountaineers 1987 Southern Conference championship team and played on two teams that advanced to the I-AA playoffs. The Monroe, N.C. native graduated from Appalachian State in 1991 with a degree in Communications and earned a master's in Higher Education at South Carolina. McCray and his wife, Michelle, have a son, Matt, and a daughter, Mallory.

RANDALL MCCRAY COACHING BREAKDOWN

Year	School/Team	Position
1991-92	University of South Carolina	Graduate Assistant
1993-94	Univ. of Tennessee-Chattanooga	Defensive Line
1995	Clemson	Quality Control
1996	Bethune-Cookman University	Defensive Ends
1997-98	Murray State	Inside Linebackers
1999	Murray State	Defensive Coordinator/Inside Linebackers
2000-01	Illinois State	Linebackers
2002	Illinois State	Asst. Head Coach/Defensive Coordinator
2003-05	University of Toledo	Defensive Line/Linebackers
2006-07	University of Wisconsin	Defensive Line
2008	University of Wisconsin	Outside Linebackers/Recruiting Coordinator
2009	University of Wisconsin	Safeties
2010	Middle Tennessee State	Defensive Coordinator
2011	University of Pittsburgh	Special Teams Coordinator/Linebackers
2013-15	Gardner-Webb University	Defensive Coordinator/Secondary
2016-17	Texas State	Asst. Head Coach/Defensive Coordinator/LBs
2018-	ARIZONA CARDINALS	ASSISTANT SPECIAL TEAMS



DAVID MERRITT, SR.

COLLEGE: North Carolina State
HOMETOWN: Raleigh, NC

YEARS NFL/CARDINALS: 21/4
DOB: September 8, 1971

DEFENSIVE BACKS

Former NFL linebacker David Merritt, Sr. enters his first season with the team as an assistant coach in charge of the Arizona's defensive backs after playing for the Cardinals for three years (1993-95). He joined the Cardinals staff on 2/14/18 after spending the last 14 years coaching with the New York Giants, including the past 12 seasons as the Giants secondary/safeties coach.

During his tenure with the Giants, Merritt was a part of two Super Bowl winning teams (XLII, XLVI) and helped New York reach the postseason six times. He tutored S Landon Collins the past three seasons and helped Collins get selected to two Pro Bowls (2016-17) and be named first-team All-Pro in 2016. Collins led the Giants in tackles in each of the past three seasons (2015-17) to go along with eight INTs, four sacks, three fumble recoveries and two forced fumbles. In 2016, Collins had a career-high 125 tackles, the most in team history by a safety. He also became the only player in NFL history to have 100 or more solo tackles and at least two sacks, five INTs and 12 passes defended in a season. Collins was a two-time NFC Defensive Player of the Week and the NFC Defensive Player of the Month in November.

In 2015, Collins was the first rookie safety in team history to start all 16 games after leading the team with 108 tackles (80 solo). He also had nine passes defended and an interception in his first year.

Merritt also coached S Antrel Rolle, who led New York in tackles in three seasons and was twice selected to the Pro Bowl (2010, '13) during his Giants career. In 2013, Rolle led the Giants in tackles for the third straight season, finishing with 106 (85 solo). He was named second-team All-Pro and played in his third Pro Bowl. Merritt helped the Giants finish eighth in the NFL in total defense and 10th against the pass.

In 2012, Rolle led the Giants with 104 tackles (85 solo) and S Stevie Brown intercepted eight passes, the most by a Giant since Willie Williams had 10 in 1968. His 307 interception return yards broke the team single-season record of 251, set by Hall of Famer Emlen Tunnell in 1949 and matched by Dick Lynch in 1963. Brown was also twice selected NFC Defensive Player of the Week. In 2011, the safeties were one of the most consistent units on the Super Bowl champion Giants as Rolle and Deon Grant played in all 20 regular season and postseason games -- Rolle started each game -- and Kenny Phillips missed only one. Rolle led the team



with 96 tackles and intercepted two passes, Phillips had 72 tackles and four INTs and Grant had 58 tackles, an INT and a sack.

The Giants ranked seventh in the NFL in total defense and ninth in pass defense in 2010 and were 15th in the NFL in pass defense in 2009. In the Giants 2007 Super Bowl season, one of the team's best defensive players was FS Gibril Wilson, who arrived as a fifth-round draft choice. Wilson led the club with 33 postseason tackles and was second with 96 regular season tackles.

Merritt originally joined the Giants in 2004 as a quality control coach before being given the additional title of defensive assistant in 2005. He was elevated to secondary/safeties coach in 2006. Merritt began his coaching career in 1997 as the outside linebackers coach at the University of Tennessee-Chattanooga before working at Virginia Military Institute where he

coached defensive ends and outside linebackers for one season and the defensive line for two years (1998-2000). His first NFL job was with the New York Jets as a defensive assistant/linebackers coach from 2001-03.

Merritt played in 34 games in three seasons for the Cardinals after entering the league with the Miami Dolphins as a seventh-round selection (191st overall) in the 1993 NFL Draft out of N.C. State. He was an All-ACC linebacker in 1992 after leading the conference in tackles. Merritt finished his playing career with the Rhein Fire in NFL Europe in 1997.

He earned a bachelor's degree in Political Science from N.C. State and in 2012 was a member of the inaugural class of the Millbrook (N.C.) High School Sports Hall of Fame. Merritt and his wife, Yolonda, have three sons, David Jr., Devin and Dawson, and a daughter, Drayah. He also has an older daughter, Nkechi (Kiki), who lives in Atlanta.

DAVID MERRITT, SR. COACHING BREAKDOWN

Year	School/Team	Position
1997	Univ. of Tennessee-Chattanooga	Outside Linebackers
1998	Virginia Military Institute	Defensive Ends/Outside Linebackers
1999-2000	Virginia Military Institute	Defensive Line
2001-03	New York Jets	Defensive Assistant/Linebackers
2004	New York Giants	Defensive Assistant/Quality Control
2005	New York Giants	Defensive Assistant
2006-17	New York Giants	Secondary/Safeties
2018-	ARIZONA CARDINALS	DEFENSIVE BACKS

NFL PLAYING CAREER

Year	School/Team	Position
1993	Miami Dolphins	Linebacker
1993-95	PHOENIX/ARIZONA CARDINALS	LINEBACKER
1997	Rhein Fire (NFL Europe)	Linebacker

CARDINALS CARAVAN PRESENTED BY THE ARIZONA LOTTERY™ VISITS FIVE ARIZONA CITIES

Cardinals players, team mascot Big Red, Cheerleaders and the Arizona Lottery Street Team visited five Arizona cities for the annual "Cardinals Caravan" presented by the Arizona Lottery to engage with fans throughout the state.

The caravan group signed autographs and provided Cardinals giveaways at Safeway and Albertsons locations across the state. Arizona Lottery's Street Team also offered a "Spin-to-Win" promotion.

Five Cardinals player joined the caravan to visit the cities listed below:

- Flagstaff – OL D.J. Humphries
- Kingman – DE Markus Golden
- Lake Havasu – RB D.J. Foster
- Safford – LB Haason Reddick
- Tucson – TE Ricky Seals-Jones
- Yuma – DE Markus Golden



Cardinals fans who purchased \$10 worth of Powerball® tickets at the participating stores during the caravan events received a co-branded Arizona Cardinals and Arizona Lottery hat and had the opportunity to win a Cardinals VIP Getaway, including two tickets to a 2018 Cardinals home game, VIP tailgate passes, pre-game field passes, a one-night stay at a Valley resort and a \$100 gas card.



JASON MICHAEL

COLLEGE: Western Kentucky
HOMETOWN: Louisa, KY

YEARS NFL/CARDINALS: 13/1
DOB: October 15, 1978

TIGHT ENDS

Jason Michael is in his first season as tight ends coach after joining Arizona's staff on 2/14/18. He came to the Cardinals after spending the past four seasons with the Tennessee Titans.

A 12-year coaching veteran, Michael served as the Titans offensive coordinator for two seasons (2014-15) before working the past two years (2016-17) as Tennessee's quarterbacks coach. During his time in Tennessee, Michael helped develop Titans QB Marcus Mariota who accounted for 10,389 total yards (9,476 passing; 913 rushing) and 67 TDs (58 passing, nine rushing) in his first three NFL seasons.

As a rookie in 2015, Mariota became the first player in NFL history to post a perfect passer rating (158.3) in his first-ever start. He ranked third among all NFL quarterbacks in red zone passer rating (116.1) and posted the two highest single-game passing totals by a rookie in franchise history (371 @ NO; 367 vs. Ind.). In 2016, Mariota had a franchise-best eight consecutive games with multiple TD passes and recorded the third-highest passer rating in club history (95.6), while his 26 passing TDs ranked fourth in a single season in team history.

Mariota's 16 multi-TD games in his first two seasons was the third-highest total by an NFL player in their first two seasons, trailing only Dan Marino (22) and Derek Carr (17) and he ranked first in red zone passer rating (114.6) after accounting for 33 red zone TDs and no INTs between 2015-16. Mariota also earned AFC Offensive Player of the Month honors in November of 2016 after posting a 115.0 QB rating.

In his two seasons as offensive coordinator for the Titans, Michael helped TE Delanie Walker to his first Pro Bowl in 2015 after leading all NFL tight ends with 94 receptions (most by a TE in team history) for 1,088 receiving yards and six TDs. Walker broke his own receiving yardage record from the previous season (890 in 2014) and Frank Wycheck's reception record (70 in 1998 and 2000) for franchise tight ends. The Titans set

a franchise record in 2015 as 12 different players had at least one receiving TD.

Michael joined the Titans coaching staff following three seasons (2011-2013) as tight ends coach for the San Diego Chargers. In San Diego, he guided Antonio Gates to the fourth most receptions (190) among NFL tight ends over that three-year span, while totaling 2,188 yards and 18 TDs. Gates led the Chargers with 77 receptions in 2013, helping San Diego's offense rank fifth in the NFL. The Chargers offense finished sixth in the league in 2011 as Gates led San Diego with 64 catches that season.

Prior to joining the Chargers, he spent two seasons (2009-10) with the San Francisco 49ers as an offensive assistant and then quarterbacks coach. In 2010, his trio of QBs combined to throw for more than 3,600 yards and 19 TDs.

Michael began his coaching career at the University of Tennessee as a graduate assistant with the secondary and special teams for two seasons (2003-04). His first job in the NFL was with the Oakland Raiders in 2005 as a quality control coach. Michael spent the 2006 season as the quarterbacks/quality control coach for the New York Jets, helping QB Chad Pennington earn Comeback Player of the Year honors. He moved to tight ends coach in 2007 with the Jets before returning to the University of Tennessee as the tight ends coach in Phillip Fulmer's final season in 2008.

A quarterback who began his college playing career at Army, Michael transferred to Western Kentucky and was a two-time captain. As a senior in 2002, he led the Hilltoppers to the NCAA I-AA championship and was named the school's Male Athlete of the Year.

A native of Louisa, KY, Michael earned a bachelor's degree in Civil Engineering Technology from Western Kentucky and was named a I-AA Athletic Directors Academic All-Star and a second-team Verizon Academic All-District IV honoree. Michael and his wife, Jamie, have one son, Wyatt, and a daughter, Charlie.

JASON MICHAEL COACHING BREAKDOWN

Year	School/Team	Position
2003-04	University of Tennessee	Graduate Assistant
2005	Oakland Raiders	Quality Control
2006	New York Jets	Quarterbacks/Quality Control
2007	New York Jets	Tight Ends
2008	University of Tennessee	Tight Ends
2009	San Francisco 49ers	Offensive Assistant
2010	San Francisco 49ers	Quarterbacks/Offensive Assistant
2011-13	San Diego Chargers	Tight Ends
2014-15	Tennessee Titans	Offensive Coordinator
2006-17	Tennessee Titans	Quarterbacks
2018-	ARIZONA CARDINALS	TIGHT ENDS

**BUDDY MORRIS**

COLLEGE: Pittsburgh
HOMETOWN: South Park, PA

YEARS NFL/CARDINALS: 8/5
DOB: September 29, 1957

STRENGTH AND CONDITIONING

Buddy Morris enters his fifth season as the Cardinals strength and conditioning coach after being hired on 3/4/14. Previously with the Cleveland Browns (2002-04), Morris returned to the NFL in 2014 with the Cardinals after working at the collegiate level for 19 years.

A native of South Park, PA, Morris has an extensive background in strength and conditioning dating back to his first job at his alma mater, the University of Pittsburgh, where he began his career in 1980 in the first of his three stints with the Panthers. He worked under head coach Jackie Sherrill from 1980-89 and aided in the development of future NFL Hall of Famers Dan Marino, Rickey Jackson, Chris Doleman and Russ Grimm. During that period, Morris worked with 13 first round NFL draft picks and 15 first-team All-Americans.

Morris specializes in workouts that focus on strength training, speed development, conditioning, agility training and flexibility.

After working as the wellness director for the Horizon Hospital System in Sharon, PA (1989-97), Morris returned to Pittsburgh from 1997-2001. During his second tenure at Pitt, the Panthers made three bowl appearances: the 1997 Liberty Bowl, the 2000 Insight.com Bowl and the 2001 Tangerine Bowl. Morris also

developed the moniker for the Panthers strength and conditioning program, "The Pitt Iron Works." In 2009, Muscle & Fitness Magazine name Morris' gym one of the 10 toughest in America.

Morris then joined Butch Davis and the Cleveland Browns for three seasons before working at the University of Buffalo in 2006 as its Director of Sports Performance. After one season in Buffalo, he went back for his third stint at Pittsburgh under head coach Dave Wannstedt from 2007-10. The Panthers made the 2008 Sun Bowl and the 2009 Meineke Car Care Bowl during that period.

Following his third stop at Pitt, Morris and his family opened a private gym in Buffalo called the New York Sports Center where he worked with athletes at all levels through personal training, group fitness classes and injury rehabilitation.

Morris worked with Roger Kingdom, a 1984 and 1988 Olympic gold medalist in 110-meter hurdles, and also helped develop NFL Hall of Fame RB Curtis Martin and Pro Bowl G Ruben Brown while they were at Pitt.

He graduated from Pittsburgh in 1980 after lettering for four years (1977-80) in track and field. Morris is married to Monica and has two daughters, Kara and Claire, and two stepsons, Fred and Troy.

BUDDY MORRIS COACHING BREAKDOWN

Year	School/Team	Position
1980-89	University of Pittsburgh	Strength and Conditioning
1997-2001	University of Pittsburgh	Strength and Conditioning
2002-04	Cleveland Browns	Strength and Conditioning
2006	University of Buffalo	Director of Sports Performance
2007-10	University of Pittsburgh	Strength and Conditioning
2014-	ARIZONA CARDINALS	STRENGTH AND CONDITIONING

CARDINALS PRESIDENT MICHAEL BIDWILL SPEAKS AT NFL CAREER DEVELOPMENT SYMPOSIUM

Cardinals President **Michael Bidwill** spoke to 64 NFL assistant coaches and front office executives representing all 32 NFL teams at the annual NFL Career Development Symposium prior to the March league meetings in Orlando.

Former NFL General Manager Charley Casserly, Buccaneers Head Coach Dirk Koetter, Chargers Head Coach Anthony Lynn, Bills Head Coach Sean McDermott, Falcons President and CEO Rich McKay, Ravens Executive Vice President and General Manager Ozzie Newsome, Eagles Head Coach Doug Pederson, former NFL General Manager Bill Polian, Titans General Manager Jon Robinson and Chargers General Manager Tom Telesco also spoke to the participants.

The three-day program engaged aspiring head coach, coordinator and general manager candidates through presentations, panel discussions, breakout sessions and networking opportunities with owners, club presidents, coaches, general managers and league executives.

Participants were selected by the NFL office after clubs submit nominations from their staffs. The symposium was previously held from 1998-2008 and returned in 2013, with last year's event focusing on engaging aspiring female executives.



TROY ROTHENBUHLER

COLLEGE: Ohio State
HOMETOWN: Oregon, OH

YEARS NFL/CARDINALS: 1/1
DOB: April 10, 1971

OFFENSIVE QUALITY CONTROL

Troy Rothenbuhler begins his first season with the Cardinals as offensive quality control coach after he joined the coaching staff on 2/14/18.

He is in his first season in the NFL after spending the past 25 years at the college level. Rothenbuhler spent the last seven seasons (2011-17) as the offensive coordinator and quarterbacks coach at the University of Findlay. While at Findlay, Rothenbuhler helped the Oilers average 30+ points per game in six straight years, including averaging 44.5 points per game in 2017. He had three players nominated for the Harlon Hill Trophy, the award given to the nation's MVP in Division II.

In 2017, Findlay set school records with 578 points and 6,702 yards of total offense. The Oilers led the nation in first downs (359) and were third in the country in total offense, averaging 515.5 yards per game, which helped Findlay to its first playoff appearance and a first-round victory.

During the 2011 campaign, Rothenbuhler's offense recorded 392.4 yards per game compared to only 247.1 yards per game the year before he arrived at Findlay. The Oilers also averaged over 17 more points per game in his first season compared to 2010.

Rothenbuhler worked for two seasons (2009-10) as the offensive coordinator and quarterbacks coach at Ohio Northern University where he was honored as

the 2009 Ohio Athletic Conference Assistant Coach of the Year. In 2011, his Polar Bear team earned a bid to the NCAA DIII playoffs.

Prior to Ohio Northern, Rothenbuhler coached for six years at Bowling Green (2003-08), serving as the assistant head coach for two years, the offensive co-coordinator for one season and recruiting coordinator from 2003-07. He also coached tight ends for three seasons, defensive ends for one season and wide receivers for two seasons. During his time with the Falcons, Rothenbuhler helped guide his team to the 2003 Motor City Bowl and the 2004 and 2008 GMAC Bowls, now known as the GoDaddy Bowl.

Rothenbuhler spent the 2002 season as the offensive coordinator at Heidelberg College after working for five seasons (1997-2001) at Arkansas State coaching the Red Wolves tight ends and wide receivers.

A 1995 graduate of Ohio State, Rothenbuhler was a graduate assistant for the Buckeyes for two seasons (1995-96) working with quarterbacks and tight ends. He was a student assistant at OSU from 1992-94, assisting with the team's wide receivers. During his time with the Buckeyes, Rothenbuhler worked with teams that appeared in one Rose Bowl, three Citrus Bowls and one Holiday Bowl.

An Oregon, OH native, Rothenbuhler and his wife, Amy, have a daughter, Madison, and a son, Jake.

TROY ROTHENBUHLER COACHING BREAKDOWN

Year	School/Team	Position
1995-96	Ohio State	Graduate Assistant
1997-2001	Arkansas State	Tight Ends/Wide Receivers
2002	Heidelberg College	Offensive Coordinator
2003	Bowling Green State	Tight Ends/Recruiting Coordinator
2004	Bowling Green State	Defensive Ends/Recruiting Coordinator
2005-06	Bowling Green State	Tight Ends/Recruiting Coordinator
2007	Bowling Green State	Asst. Head Coach/TEs/Recruiting Coordinator
2008	Bowling Green State	Asst. Head Coach/WRs/Offensive Co-Coordinator
2009-10	Ohio Northern	Offensive Coordinator/Quarterbacks
2011-17	University of Findlay	Offensive Coordinator/Quarterbacks
2018-	ARIZONA CARDINALS	OFFENSIVE QUALITY CONTROL



VERNON STEPHENS

COLLEGE: North Florida
HOMETOWN: Jacksonville, FL

YEARS NFL/CARDINALS: 8/6
DOB: November 30, 1974

ASSISTANT STRENGTH AND CONDITIONING

Vernon Stephens enters his first year as the Cardinals assistant strength and conditioning coach after joining the team in February, 2018. He has seven years of NFL experience after previously working as an assistant with the Oakland Raiders in 2014 and with the San Diego Chargers for six years (2007-12).

Stephens got his start in the NFL as an intern with Jacksonville during the Jaguars offseason strength and conditioning program in 2002 and 2003 while working at his alma mater, North Florida, as the head strength and conditioning coach for four years (1999-03). He initialized and implemented North Florida's first strength and conditioning program which oversaw 14 athletic programs and encompassed approximately 230 student-athletes.

Following North Florida, Stephens worked at the University of Colorado for four years (2003-06) as the assistant speed, strength and conditioning coach. At

Colorado, Stephens worked with the Buffaloes football, basketball, track and field and cross country teams.

He spent the past two years (2016-17) as the head strength and conditioning coach for the Dublin (CA) High School athletic department. Prior to that, he ran EDGE SPORT performance training at Leisure Sports in Pleasanton, CA and worked as a consultant for multiple Bay Area regional companies.

Stephens graduated from North Florida with a bachelor's degree in Health & Exercise Science. He is accredited as a Certified Strength and Conditioning Specialist (CSCS) and a USA Weightlifting instructor as well as having certifications including CES (Corrective Exercise Specialist) along with CAFS (Certified Applied Functional Science) and 3D Maps (Movement Analysis & Performance System) from the Gary Gray Institute. He and his wife, Tali, have two boys, Aidan and Asher, and a daughter, Dakota.

VERNON STEPHENS COACHING BREAKDOWN

Year	School/Team	Position
1999-2003	North Florida	Strength and Conditioning
2003-07	University of Colorado	Assistant Speed, Strength and Conditioning
2007-12	San Diego Chargers	Assistant Strength and Conditioning
2014	Oakland Raiders	Assistant Strength and Conditioning
2016-17	Dublin H.S.	Strength and Conditioning
2018-	ARIZONA CARDINALS	ASSISTANT STRENGTH AND CONDITIONING



CAMERON TURNER

COLLEGE: The Citadel
HOMETOWN: Libertyville, IL

YEARS NFL/CARDINALS: 6/1
DOB: July 29, 1987

OFFENSIVE ASSISTANT

Cameron Turner enters his first season with the Cardinals as an offensive assistant after joining the team on 2/14/18. He comes to Arizona after spending the past three years coaching with the Carolina Panthers.

A former wide receiver and quarterback at The Citadel, Turner joined the Panthers coaching staff in 2015 and spent his first two seasons assisting wide receivers before serving as the assistant quarterbacks coach in 2017.

Last season, Panthers QB Cam Newton had 28 total TDs (22 passing, six rushing), increasing his career total to 212 touchdowns, the third-most TDs in NFL history through a quarterback's first seven seasons. In 2016, Turner helped WR Kelvin Benjamin to a team-leading seven TD receptions while playing in all

16 games in his return to action after suffering a season-ending knee injury in 2015.

In his first season with Carolina in 2015, Turner worked with a group that helped the Panthers advance to Super Bowl 50, set team records with an NFL-leading 500 points and 59 TDs and gain a team-record 357 first downs. Despite losing Benjamin in training camp, Carolina had 35 receiving TDs, tied for third most in the NFL and an increase of 12 from 2014. Ted Ginn, Jr. scored a career-high 10 TDs, becoming the first Panthers wide receiver with double-digit TDs since Steve Smith had 12 in 2005. Second-round draft choice Devin Funchess emerged to score five TDs, the second most by a rookie in franchise history.



Prior to Carolina, Turner spent two seasons (2013-14) as the quarterbacks and wide receivers coach at Florida International. He worked for two seasons (2011-12) with the Minnesota Vikings as the assistant to head coach Leslie Frazier. With the Vikings, he helped the coaching staff with research projects, coordinated schedules and team travel itineraries, assisted with practice and game preparation and had game management responsibilities.

Turner began his coaching career at his alma mater, The Citadel, working with the team's wide

receivers and special teams in 2010. Additionally, Turner was the school's team liaison for academic and military issues. He played quarterback and wide receiver at The Citadel from 2006-09. After redshirting as a freshman, Turner played quarterback the next two years before suffering a shoulder injury and moving to wide receiver for his senior season.

He graduated from The Citadel with a degree in Business Administration.

CAMERON TURNER COACHING BREAKDOWN

Year	School/Team	Position
2010	The Citadel	Wide Receivers/Special Teams
2011-12	Minnesota Vikings	Assistant to the Head Coach
2013-14	Florida International	Quarterbacks/Wide Receivers
2015-16	Carolina Panthers	Assistant Wide Receivers
2017	Carolina Panthers	Assistant Quarterbacks
2018-	ARIZONA CARDINALS	OFFENSIVE ASSISTANT



KIRBY WILSON

COLLEGE: Illinois

HOMETOWN: Los Angeles, CA

YEARS NFL/CARDINALS: 21/4

DOB: August 24, 1961

RUNNING BACKS

Kirby Wilson returns to the Cardinals to coach running backs for his second tenure with the team after previously working in the same capacity for three years (2004-06). He re-joined the organization on 2/14/18.

Wilson has 24 years of experience coaching running backs, including 20 years in the NFL during which time he has coached five running backs who rank in the top-25 in career rushing yards (Emmitt Smith-1, Curtis Martin-4, Adrian Peterson-12, Edgerrin James-13, Thomas Jones-25) and two of the top four all-time reception leaders among running backs (Larry Centers-1, Keith Byars-4). He has helped seven different running backs run for 1,000+ yards a total of eight times and has mentored four different players to the Pro Bowl. Wilson has been to the playoffs with four different franchises, highlighted by victories in Super Bowl XXXVII with Tampa in 2002 and Super Bowl XLIII with Pittsburgh in 2008 and has been a part of teams that have won six division titles and advanced to the postseason eight times.

He spent the last two seasons (2016-17) as the run game coordinator/running backs coach with the Cleveland Browns. During that time, only Buffalo (4.75 yards/attempt) had a better team rushing average than the Browns (4.67). Cleveland finished second in the NFL with a 4.89 rushing average in 2016, the seventh-best average in team history and the highest mark since 1966, and had the sixth-best rushing average in the NFL 2017 (4.46 avg.). RB Duke Johnson finished the 2017 season with 1,041 scrimmage yards, including a team-leading 693 receiving yards, becoming the first running back since Herschel Walker to record 500+ receiving yards in each of his first three NFL seasons.

Prior to Cleveland, Wilson spent two seasons (2014-15) with Minnesota where he helped Adrian Peterson capture the NFL rushing title with 1,485 yards in 2015. With Peterson missing the final 15 games in 2014, Vikings RB Matt Asiata had nine rushing TDs, tied for the third-most in the NFL. Wilson previously coached Pittsburgh's running backs for seven seasons (2007-13). In 2013, rookie Le'Veon Bell missed the first three games of the season and still broke the Steelers rookie record for most yards from scrimmage (1,259). During the 2009-10 seasons, Wilson coached Rashard Mendenhall to back-to-back 1,000-yard campaigns. In Wilson's first season in Pittsburgh (2007), Willie Parker led the NFL with 1,316 rushing yards through Week 16 before missing the final game of the season with a leg injury.

Wilson coached running backs for three seasons in Arizona and two years in Tampa Bay (2002-03). In 2006, Cardinals RB Edgerrin James rushed for 1,159 yards. In his first season with the Buccaneers in 2002, RBs Michael Pittman and Aaron Stecker and FB Mike Alstott collectively gained over 1,400 rushing yards and helped the Buccaneers win the NFC Championship and Super Bowl XXXVII. Alstott was selected to his sixth Pro Bowl that season.

Wilson spent one season (2001) as the wide receivers coach at USC under head coach Pete Carroll after coaching running backs for four years with the New England Patriots (1997-99) and Washington Redskins (2000). He tutored a pair of 1,000-yard rushers in Patriots RBs Curtis Martin (1997) and Robert Edwards (1998) and helped Redskins RB Stephen Davis get selected to the Pro Bowl in 2000 after running for 1,318 yards. In addition, FB Larry Centers led Washington with 81 receptions in 2000.



Prior to working with the Patriots, Wilson spent nine seasons coaching in college at Iowa State (1995-96), Wyoming (1993-94), Southern Illinois (1991-92), Los Angeles Southwest CC (1989-90) and Pasadena CC (1985). Under his guidance at Iowa State, Troy Davis earned All-American honors and led the nation with more than 2,000 yards rushing in both 1995 and '96—the only player in NCAA history to reach the 2,000-yard rushing mark in consecutive seasons. In his first year at Wyoming, the Cowboys won the 1993 WAC title and played in the Copper Bowl.

A running back and wide receiver at Pasadena Community College (1979-80) and the University of Illinois (1980-81), Wilson played two seasons in the CFL as a defensive back and kick returner for the Winnipeg Blue Bombers (1983) and Toronto Argonauts (1984). He earned a degree in Psychology from Eastern Illinois in 1989.

Wilson was on the football and track teams at Dorsey High School in his native Los Angeles, CA. He has three sons, Kris, Michael and Tyler, and two daughters, Malia and Savanna.

KIRBY WILSON COACHING BREAKDOWN

Year	School/Team	Position
1985	Pasadena CC	Wide Receivers
1989-90	Los Angeles Southwest College	Quarterbacks/Running Backs
1991	Southern Illinois University	Linebackers
1992	Southern Illinois University	Passing Game Coordinator
1993-94	University of Wyoming	Secondary
1995-96	Iowa State	Running Backs
1997-99	New England Patriots	Running Backs
2000	Washington Redskins	Running Backs
2001	USC	Wide Receivers
2002-03	Tampa Bay Buccaneers	Running Backs
2004-06	ARIZONA CARDINALS	RUNNING BACKS
2007-13	Pittsburgh Steelers	Running Backs
2014-15	Minnesota Vikings	Running Backs
2016-17	Cleveland Browns	Run Game Coordinator/Running Backs
2018-	ARIZONA CARDINALS	RUNNING BACKS



BEN BURRESS

COLLEGE: South Carolina
HOMETOWN: Sumter, SC

YEARS NFL/CARDINALS: 1/1

ASSISTANT TO THE HEAD COACH

Ben Burress enters his first season with the Cardinals as assistant to the head coach after he was hired in January, 2018. He came to the Cardinals after spending the previous four years with the Carolina Panthers, including the past three seasons (2015-17) as an offensive assistant and football operations assistant.

With the Panthers the last three years, Burress assisted Carolina's offensive coaching staff with day-to-day activities including breaking down opponent film, working on practice scripts, weekly scouting reports and assisting on the field with the scout team secondary. He also worked with the Pan-

thers college scouts by coordinating workouts and meetings with college draft prospects.

Burress began his tenure with Carolina in 2014 as an intern in the football operations department. He went to the Panthers after working for three years at Furman University, the final two seasons as the assistant director of football operations/video coordinator after starting as an intern with the Paladins football program.

A native of Sumter, SC, Burress graduated with a degree in Sport and Entertainment Management from the University of South Carolina in 2012. Burress and his wife, Carly, reside in Scottsdale.



TERRY McDONOUGH

COLLEGE: Massachusetts

HOMETOWN: Boston, MA

YEARS NFL/CARDINALS: 27/6

VICE PRESIDENT, PLAYER PERSONNEL

Terry McDonough begins his sixth season with the Cardinals and fifth as Vice President, Player Personnel after he was promoted in January, 2014. In his current role with the Cardinals, McDonough works alongside GM Steve Keim, overseeing both the college and pro personnel departments while assisting with player contract negotiations.

Entering his 27th year of scouting in the NFL, McDonough joined the Cardinals in 2013 as an Eastern Regional Scout after spending the previous 10 years with the Jacksonville Jaguars, including his last four seasons as the team's Director, Player Personnel. He joined the Jaguars in 2003 and was promoted to Director, Player Personnel in January, 2009. In that role, McDonough scouted the top collegiate players throughout the nation as well as the top free agent prospects each year.

In the 2015 offseason, McDonough was named to an advisory council for the Nunn-Wooten Scouting Fellowship, an NFL program to encourage former players to pursue a career in professional scouting. The fellowship is named in honor of longtime Steelers personnel director Bill Nunn and former NFL player and front office executive John Wooten.

A Boston, MA native, McDonough began his NFL scouting career as an intern with San Francisco in 1989, a season in which the 49ers went 14-2 in the regular season and beat the Broncos in Super Bowl XXIV. Following his graduation from Massachusetts with a degree in Sports Management, he was named player personnel director of the Barcelona Dragons

of the World League in 1990. While with the Dragons (1990-92), McDonough handled a variety of personnel assignments, serving as the team's West Coast scout and helping each team prepare for the WFL draft. McDonough toured NFL and CFL training camps to grade potential WFL players. The 1991 Barcelona team finished with a 9-3 record, losing the league title to London in the World Bowl. The following season, the Dragons captured the European championship.

In 1992, McDonough was hired by the Cleveland Browns as a Southeast area scout, and he moved to Baltimore with the franchise in 1996. With the Ravens, McDonough served as the Eastern college supervisor for three years under the direction of General Manager Ozzie Newsome. During McDonough's tenure with the Ravens, the team won Super Bowl XXXV following the 2000 season.

McDonough was all-conference as a running back at Hingham (MA) High School in football as well as in baseball, and he also lettered in basketball before he transferred to Bridgton Academy.

He is the son of the late Will McDonough, the longtime sports reporter and columnist for The Boston Globe who also worked at CBS Sports and NBC Sports. He is also the brother of Phoenix Suns general manager, Ryan McDonough, and his other brother Sean McDonough, is a play-by-play announcer on ESPN after previously working with CBS Sports and as the television voice of the Boston Red Sox.

McDonough and his wife, Lynette, have three children, daughter, Caroline, and sons, Patrick and Brendan.



MIKE DISNER

COLLEGE: Williams College

HOMETOWN: West Bloomfield, MI

YEARS NFL/CARDINALS: 12/6

DIRECTOR, FOOTBALL ADMINISTRATION

Mike Disner (DIZZ-ner) enters his sixth season with the Cardinals after being hired as Director, Football Administration in February, 2013. He joined the Cardinals from the NFL Management Council where he spent four years as Labor Operations Manager (2012) and Labor Operations Coordinator (2009-11).

Disner has an extensive background and experience in salary cap regulations and player contract compliance. While at the NFL Management Council, he was an integral part of negotiations in helping to cultivate the most recent Collective Bargaining Agreement. He also helped establish the rookie system, managed the salary cap reconciliation process and developed analytical tools to assist clubs in decision-making processes.

With the Cardinals, Disner works alongside GM Steve Keim on player contract negotiations as well as strategic planning and management of the team's salary cap. He also serves as the Cardinals liaison to the NFL Management Council and works with the team's scouting staff and coaching staff on various statistical projects and in-depth analysis.

Prior to the NFL Management Council, Disner worked with the New England Patriots for two years after beginning his professional career as a scouting assistant in 2007. He interned with the Patriots for two summers (2005 and '06) while working on his degree in Economics which he received from Williams College (MA) in 2007.



During the 2014 offseason, Disner was selected to Forbes "30 Under 30" list, honoring 30 athletes or executives 30 years or younger making a mark in the sports industry.

The West Bloomfield, MI native played baseball at Williams College where he was a two-year starter as a pitcher. Disner and his wife, Gail, and sons, Theodore and Archibald, reside in Chandler, AZ.



MATT CARACCILO

COLLEGE: Ithaca College
HOMETOWN: Oceanside, NY

YEARS NFL/CARDINALS: 16/7

DIRECTOR, FOOTBALL OPERATIONS

Matt Caracciolo enters his seventh season with the Cardinals and second as Director, Football Operations after he was promoted in February, 2017. He originally joined the Cardinals in June, 2012 as the team's Football Operations Coordinator. Caracciolo came to the Cardinals after spending the previous seven seasons with the New England Patriots, including the last two years (2010-11) as Director of Football Operations. With the Patriots, he managed day-to-day operations, including training camp, home and road game operations and team travel. He also worked with the NFL as the team's point of contact for all football logistical efforts surrounding their trips to Super Bowl XLII and XLVI in addition to their game in London in 2009.

Caracciolo's responsibilities with the Cardinals include managing day-to-day football operations,

the team's training facility, mini-camp operations, training camp, budgets, football rules compliance and directing the team's travel.

Caracciolo joined the Patriots in 2005 as a football operations assistant after spending the 2003 and 2004 seasons with the Miami Dolphins as a scouting intern. He previously served as an administrative graduate assistant at Syracuse (2001-03) while earning a master's degree in Higher Education.

The Oceanside, NY native played two seasons at Ithaca College where he also received a degree in Sports Information and Communications in 2001. His brother, Pete, is the Director of Team Travel/Football Operations with the Oakland Raiders. Caracciolo, his wife, Kelly, and sons, Luca and Nico, reside in Scottsdale, AZ.



DRU GRIGSON

COLLEGE: Northern Iowa
HOMETOWN: Highland, IN

YEARS NFL/CARDINALS: 11/11

DIRECTOR, COLLEGE SCOUTING

Dru Grigson begins his sixth season as Director, College Scouting after being promoted in May, 2013. He is entering his 11th season with the Cardinals after originally joining the team as an area scout in June, 2008 following one year with the Montreal Alouettes (CFL) as a scout.

Grigson was promoted to a regional scout in 2010 in charge of scouting the Eastern half of the country. He previously scouted the Central and Southeast regions during his first season with Arizona and scouted the Midwest and Eastern areas in his second season.

A Highland, IN native, Grigson played line-backer and defensive end at New Mexico State from 1997-99 before transferring to the University of Northern Iowa in 2000. He finished his collegiate playing career at William Penn University in 2002 and recorded 54 tackles, 11 tackles for

loss, two sacks, one forced fumble and two pass deflections.

Grigson signed as a rookie free agent with the Minnesota Vikings in 2003 and attended training camp with the Ottawa Renegades of the CFL in 2004.

Prior to joining the Alouettes in 2007, he was a volunteer scout for the Philadelphia Eagles in 2005-06 and worked with his brother, Ryan, the former GM of the Indianapolis Colts and now a front office consultant with the Seahawks.

Grigson is a certified strength and conditioning coach and has trained NFL prospects. He assisted the Northwestern University speed and strength program in 2004. Grigson graduated from Northern Iowa with a bachelor's degree in 2002 and resides in Chicago, IL with his wife, Jennifer, and their daughter, Mia and son, Kaz.



QUENTIN HARRIS

COLLEGE: Syracuse

HOMETOWN: Wilkes-Barre, PA

YEARS NFL/CARDINALS: 16/15

DIRECTOR, PRO SCOUTING

Former Cardinals safety Quentin Harris begins his 11th season in Arizona's scouting department and sixth as Director, Pro Scouting after being promoted in May, 2013. Originally hired in June, 2008 as a pro scout, Harris was first elevated to Assistant Pro Personnel Director in 2010. A free safety for four seasons with the Cardinals (2002-05), Harris began his scouting career after finishing his NFL playing days with the Denver Broncos in 2007.

Harris was signed by the Cardinals as an undrafted rookie free agent in 2002 out of Syracuse and appeared in 54 games (six starts) over four seasons. He led the Cardinals in special teams tackles for two consecutive seasons (19 in 2004, 24 in 2005) before signing as a free agent with the New York Giants in 2006. After being waived by the Giants following training camp, Harris signed with the Broncos later that season and appeared in six games.

He finished his NFL career with 50 tackles (42 solo), a sack, an interception, five passes defended, a forced fumble, a fumble recovery and 58 special teams tackles in 60 career games (six starts).

Harris was a four-year starter at free safety for Syracuse where he finished his Orange career with 327 tackles (183 solo), four forced fumbles, four fumble recoveries and 10 interceptions in 42 career games. Harris left Syracuse ninth in school history for career interceptions while also being chosen as an honorable mention All-American, first-team All-Big East conference selection and a second-team choice from the conference's coaches as a senior in 2001.

Harris was an honorable mention All-America selection at Wyoming Seminary Upper School in Kingston, PA and received a bachelor's degree in Information Studies from Syracuse in 2001.

Harris and his wife Tara have a daughter, Aliyah, and two sons, Amani and Elijah.



RYAN GOLD

COLLEGE: Massachusetts

HOMETOWN: Westwood, MA

YEARS NFL/CARDINALS: 5/5

COLLEGE SCOUTING COORDINATOR

Ryan Gold enters his fifth season with the Cardinals and first as College Scouting Coordinator after he was promoted in May, 2018. He originally joined the Cardinals in June, 2014 and worked for three years as a scouting assistant before being promoted to scout in May, 2017.

In Gold's new role, he will assist with the day-to-day operation of the college scouting department including evaluating players nationally, managing college player data and serving as a liaison to the National Football Scouting service.

He came to Arizona after working for three seasons (2011-13) at his alma mater, the University of Massachusetts, as the assistant offensive line coach. With the Minutemen he also assisted in

recruiting and helped with the program's transition to the FBS level. He began his coaching career at UMass for two seasons (2009-10) as an offensive undergraduate assistant.

While in college at UMass, Gold interned for two seasons with the New England Patriots in their marketing and operations department. Prior to college, Gold was the captain of his football and baseball teams at Westwood (MA) High School where he won back-to-back state championships in football.

Gold earned his bachelor's degree in Sport Management in 2011 from Massachusetts and earned his master's degree in Higher Education from UMass in 2014. He and his wife, Jennifer, and daughter, Ava, reside in Scottsdale, AZ.

**CHRIS CULMER****COLLEGE:** Washington State**YEARS NFL/CARDINALS:** 19/10**HOMETOWN:** West Richland, WA**WESTERN REGIONAL SCOUT**

Chris Culmer enters his 10th season with the Cardinals and fifth as Western Regional Scout after being promoted in May, 2014. Beginning his 19th season in the NFL, Culmer came to Arizona in June, 2009 as an area scout in the west after working the previous nine seasons with the Seattle Seahawks (2000-08). His primary area of responsibility with the Cardinals is cross checking player evaluations for the western half of the country.

Culmer began his NFL career in 2000 with the Seahawks as a scouting assistant and was promoted to Pro Scout in 2004. While in Seattle, the Seahawks went to the playoffs five times, including four consecutive NFC West Division titles and

appeared in Super Bowl XL. As a Pro Scout, Culmer was responsible for the advance scouting of Seahawks opponents while also evaluating players in all professional leagues, including the NFL, CFL and Arena Football. In addition, Culmer assisted in evaluating and ranking the nation's top collegiate prospects for the annual draft.

A West Richland, WA native, Culmer received his bachelor's degree in Business Administration from Washington State University in 1998 and earned a master's degree in Sport Management from the University of Massachusetts in 2000.

Culmer and his wife, Kristina, reside in Seattle with their son and daughter.

**LUKE PALKO****COLLEGE:** Saint Francis (PA)**YEARS NFL/CARDINALS:** 12/10**HOMETOWN:** Imperial, PA**EASTERN REGIONAL SCOUT**

Luke Palko begins his 10th season with Arizona and 12th in the NFL after joining the team's scouting department in June, 2009. He was promoted to Eastern Regional Scout in May, 2014 after working the previous five seasons as an area scout in the Central and Southeast regions of the country. In his current role, Palko is responsible for cross checking player evaluations for the Eastern half of the country.

Brother of former Cardinals, Steelers and Chiefs quarterback Tyler Palko, Luke came to the Cardinals after interning with the Pittsburgh Steelers player personnel department for two seasons (2007-08).

An Imperial, PA native, Palko was a wide receiver at Saint Francis (PA) where he finished his collegiate career as the second leading receiver in school and conference history with 225 receptions for 2,020 yards and 18 touchdowns. He set the school's single-season record with 85 receptions for 812 yards and seven touchdowns as a junior in 2005. He also served as the team's punter as a junior and senior.

The West Allegheny High School graduate became just the third-student athlete in Saint

Francis history to earn ESPN the Magazine First-Team Academic All-American honors in 2005. He was also named the Northeast Conference's Football Scholar-Athlete of the Year in 2006 and earned a spot on the Division I-AA Athletic Director's Association Academic All-Star Team and the conference academic honor roll twice. In addition, Palko was one of 17 collegiate football players selected as a 2006 National Football Foundation & College Hall of Fame National Scholar-Athlete. As part of the honor, Palko was awarded an \$18,000 post-graduate scholarship and was also a finalist for the William V. Campbell trophy.

Palko's father, Bob, has coached high school and college for more than 30 years. Now at West Allegheny, he has compiled eight W.P.I.A.L. championships and the class AAA state title in 2001 and was named the Pittsburgh Post-Gazette's High School Coach of the Year in 2012. His eight W.P.I.A.L. titles are the most in league history.

Palko graduated from Saint Francis with a bachelor's degree in Accounting in 2007 and resides in Pittsburgh, PA with his wife, Megan, and son, Otto.



ZAC CANTY

COLLEGE: Cornell
HOMETOWN: Naperville, IL

YEARS NFL/CARDINALS: 9/7

AREA SCOUT

Zac Canty enters his seventh season with the Cardinals and ninth in the NFL after joining the team's scouting department in May, 2012. He was promoted to an area scout in May, 2014 with the responsibility of scouting the Northeast region of the country for the Cardinals. Canty joined Arizona as the team's representative with the National Football Scouting service after spending two seasons (2010-11) with the Chicago Bears as a pro personnel assistant.

Canty began his scouting career with the Bears in 2010 and assisted both the pro and college scouting departments. In his first season with Chicago, the Bears won the NFC North and reached the NFC Championship game.

He played wide receiver at Cornell University from 2005-08 and was a three-year starter for the Big Red where he finished his career with 141 receptions for 1,442 yards and seven touchdowns. He had his best season as a senior when he collected a career-high 51 receptions for 496 yards and a touchdown.

Canty helped Naperville North (IL) High School to a league title and a 10-1 record as a senior after earning Sun News Player of the Year honors following his junior season. He was also named honorable mention All-State from the Chicago Tribune as a junior.

He graduated from Cornell in the spring of 2009 with a BS in Applied Economics and Management.



ALFONZA KNIGHT

COLLEGE: Sewanee University
HOMETOWN: Nashville, TN

YEARS NFL/CARDINALS: 5/5

AREA SCOUT

Alfonza Knight enters his fifth season with the Cardinals after joining the team's scouting department in June, 2014. After working as a scouting assistant for three years, Knight was promoted in May, 2017 to the Cardinals representative with the National Football Scouting service and was promoted again in May, 2018 as the team's scout in the Southeast region of the country.

Knight began his career as an intern with the equipment staff of the Tennessee Titans in 2012 before working for two years with the Senior Bowl (2013-14) where he helped create the preseason watch list of college seniors and evaluated potential invitees to the annual college all-star game in Mobile, AL.

He played safety collegiately at Sewanee University where he was a two-time first-team All-Southern Collegiate Athletic Conference selection (2010-11), including as a senior in 2011 where he 68 tackles, two sacks and two interceptions. As a junior in 2010, he finished the season ranked second in the SCAC in tackles per game (10.1) and tackles (101) while also collecting four tackles for loss, three passes defended and two interceptions. Knight was also a second-team All-SCAC selection in 2009.

Knight graduated with a bachelor's degree in Anthropology in 2012 and resides in Houston, TX.

BETHANY HOME ROAD RENAMED TO CARDINALS WAY

In recognition of the Cardinals significant economic and community impact in Glendale, the West Valley and the entire state of Arizona, the Glendale City Council renamed Bethany Home Road to Cardinals Way between 91st to 99th Avenues in June.

"Naming the road in front of the stadium, Cardinals Way, was something I wanted to do as a special way to recognize an organization that represents Glendale and Arizona in the very best ways," said Glendale Mayor Jerry Weiers. "The Bidwill family has established a winning football tradition and a true spirit of community giving in Arizona. When visitors from all over the state, the U.S. and the world travel to the stadium, it is only fitting that they should be heading towards Cardinals Way."

Bethany Home Road between 83rd to 91st Avenues will also be named Cardinals Way once planned developments have concluded.

**JOHN MANCINI****COLLEGE:** SUNY-Plattsburgh
HOMETOWN: Long Island, NY**YEARS NFL/CARDINALS:** 24/6**AREA SCOUT**

John Mancini enters his sixth season with the Cardinals and 24th in the NFL after joining the team's scouting department in May, 2013. His primary area of responsibility with the Cardinals is scouting the Midwest region of the country.

Mancini came to Arizona after working 18 seasons with the St. Louis Rams, including the final 16 years in the team's personnel department.

He spent 10 years as a college scout with the Rams before serving as Director of College Scouting from 2009-12. Mancini joined the Rams in their

inaugural season in St. Louis in 1995, beginning his career in the ticket office before moving into merchandise and then as a scouting assistant in 1997. During his tenure with the Rams, Mancini worked on both the pro and college sides of player personnel.

A Long Island, NY native, Mancini is a graduate of the State University of New York at Plattsburgh with a degree in Business Management. Mancini and his wife, Theresa, have a son, Dominic, and daughters, Avarie and Brooklyn.

**JOSH SCOBEY****COLLEGE:** Kansas State
HOMETOWN: Oklahoma City, OK**YEARS NFL/CARDINALS:** 13/10**AREA SCOUT**

Former Cardinals running back Josh Scobey enters his seventh season in the team's scouting department and fifth as an area scout after being elevated to the position in May, 2014. His primary area of responsibility with the Cardinals is scouting the Western region of the country.

Scobey previously worked with the Cardinals as a Pro Scout in 2013 where he helped scout prospects in the NFL, CFL and Arena Football League. He joined the team as a scouting assistant in May, 2012 after working as an intern in 2010.

A sixth-round pick (185th overall) of the Cardinals in the 2002 NFL Draft, Scobey played in 62 games over six seasons in the NFL. After spending the 2002 season on injured reserve with a thumb injury, he led the NFL in kickoff returns in 2003 with 73 for 1,684 yards and a touchdown. He was claimed off waivers by Seattle in 2005, and totaled 1,326 yards on 59 kickoffs and was named a captain in Super Bowl XL in his first season with the Seahawks. He played in three games with the

Buffalo Bills in 2007 before finishing his career by returning to the Seahawks for four games that same season.

For his career, Scobey had 189 kickoff returns for 4,160 yards (22.4 yard avg.), 27 carries for 89 yards and 19 receptions for 200 yards.

Scobey was a two-time All-Big 12 selection at Kansas State after a standout junior college career at Northeastern Oklahoma A&M. In two seasons at Kansas State, he set an all-time school record with 31 rushing touchdowns and ranked in the top 10 in program history with nine 100-yard rushing games, 1,981 rushing yards, and 186 points scored. He also set a single-season school record with 1,263 rushing yards on 240 carries as a senior in 2001.

He was an honorable mention All-American selection by USA Today at Del City High School in Oklahoma City, OK where he set a single-season rushing record with 1,819 yards and 21 touchdowns in 1997. Scobey graduated from Kansas State with a bachelor's degree in Social Science.



DARIUS VINNETT

COLLEGE: Arkansas
HOMETOWN: St. Rose, LA

YEARS NFL/CARDINALS: 8/6

AREA SCOUT

Darius Vinnett enters his sixth season with the Cardinals after joining the team's scouting department in May, 2013. He started with the Cardinals as a scouting assistant and spent three years (2014-16) as the Cardinals representative with the National Football Scouting service before being promoted to an area scout in May, 2017. He is currently responsible for scouting the near East region of the country for the Cardinals.

Vinnett played 22 games at cornerback during his career at the University of Arkansas and helped the Razorbacks win the 2006 SEC West title and play in the Capital One Bowl. Prior to playing at Arkansas, Vinnett played two seasons at West Hill College (CA) earning All-Valley Conference in each season. As a sophomore, he had 56 tackles,

one interception and 15 passes defended. He also honored in 2002 as a Junior College Academic All-American.

Following college, Vinnett signed with the St. Louis Rams as an undrafted rookie free agent in 2007 and played in eight games and had 13 tackles as a rookie before spending time on the Rams and Falcons practice squads in 2008. He also spent part of the 2009 offseason with the Falcons.

Vinnett played with the Florida Tuskers (2009-10) of the United Football League before they became the Virginia Destroyers (2011-12), appearing in all three league title games and winning the UFL championship in 2011.

Vinnett graduated with a bachelor's degree in Sociology in 2006.



GLEN FOX

COLLEGE: South Dakota State
HOMETOWN: Cedar Rapids, IA

YEARS NFL/CARDINALS: 6/6

PRO SCOUT

Glen Fox enters his sixth season with the Cardinals and fifth as a Pro Scout after being promoted in May, 2014. He joined the Cardinals as a scouting assistant in 2013 following a playing career that featured stops in the UFL and AFL.

Following a four-year collegiate career as a wide receiver at South Dakota State, Fox participated in rookie minicamp with Green Bay in 2010 and later played in the AFL and UFL. During his time in the Arena Football League, he played with the Arizona Rattlers (2011) and Orlando Predators (2012) while also playing in the United Football League with the Omaha Nighthawks and Sacramento Mountain Lions (2011-12).

At South Dakota State, Fox finished third all-time in receptions and sixth all-time in receiving

yards. He was a team captain as a senior and was a two-time All-Missouri Valley Conference performer during his junior and senior campaigns. After ranking second in receiving touchdowns (10), third in receptions per game (5.5) and fourth in receiving yards per game (66.0), Fox's 66 receptions as a junior were the fourth most in a season by a Jackrabbit player. During his senior season, Fox had 62 receptions for 787 yards and four touchdowns. He also played in three games as a member of the SDSU men's basketball team during the 2005-06 season.

A Cedar Rapids, IA native, Fox received his bachelor's degree in Business Economics in 2010. He resides in Phoenix, AZ.

**ADRIAN WILSON****COLLEGE:** N.C. State
HOMETOWN: High Point, NC**YEARS NFL/CARDINALS:** 17/16**SCOUT**

Former Cardinals safety Adrian Wilson begins his fourth season in Arizona's scouting department following his retirement from the NFL in 2015. Wilson became the 15th member of the Cardinals Ring of Honor when he was inducted during the 2015 season. He was promoted to his current position in April, 2016 and assists with both the Cardinals pro and college scouting departments.

Prior to being hired full-time, Wilson had previously worked with the Cardinals as part of the Nunn-Wooten Scouting Fellowship. Created in January of 2015, the Nunn-Wooten Scouting Fellowship is designed to educate former players interested in a career in professional scouting.

Wilson spent 12 seasons (2001-12) playing with the Cardinals after joining the team as a third-round selection (64th overall) in the 2001 NFL Draft out of N.C. State. A five-time Pro Bowl selection (2006, 2008-11) and three time All-Pro selection (2006, 2008-09), he finished his NFL career with 987 tackles (716 solo), 25.5 sacks, 27 interceptions, 106 passes defended, 15 forced fumbles, eight fumble recoveries and four TDs in 181 regular season games (162 starts). Wilson and Hall of Famer Larry Wilson (1962-63, '65-70) are the only two safeties in team history selected to five or more Pro Bowls. He was inducted into the Arizona Sports Hall of Fame in October of 2016.

A five-time team captain (2007, 2009-12), Wilson is one of just six players in NFL history (Ronde Barber, Brian Dawkins, Rodney Harrison, Ray Lewis, William Thomas) with at least 25 sacks and 25 interceptions in their career. His 181 game play rank

as the seventh-highest total in team history and the second most among Cardinals defenders behind only Hall of Fame defensive back Roger Wehrli (193). Wilson's 27 interceptions rank sixth in team history, his 25.5 sacks rank 13th on the Cardinals all-time list and his 508 interception return yards rank fifth. His four NFC Defensive Player of the Week selections are also the most in team history.

Since sacks became an official statistic in 1982, Wilson's 25.5 career sacks rank as the fourth-best total in league history among defensive backs and his eight sacks in 2005 were the most in a single season in NFL history by a defensive back.

Wilson was a two-year starter at North Carolina State (1999-2000) where he recorded 254 total tackles (144 solo) and 11 stops behind the line of scrimmage in 33 games for the Wolfpack. He also added three interceptions and 11 pass deflections in 23 career starts before entering the NFL Draft following his junior season.

He garnered All-Guilford County honors from the Greensboro News and Record at T.W. Andrews (High Point, NC) High School, where in June of 2010, he had his prep jersey number (9) retired. Wilson played free safety and split end as a senior, helping his team to a berth in the playoffs. He also played basketball and ran track in high school and was an honorable mention All-American in basketball in 1998 and was also a Dream Team All-America selection. Wilson majored in Parks, Recreation, and Tourism Management. He owns a designer shoe store in Scottsdale (AZ) called High Point.

**ZACH DEVLIN****COLLEGE:** Bryant
HOMETOWN: Mount Sinai, NY**YEARS NFL/CARDINALS:** 2/2**SCOUT**

Zach Devlin enters his second season with the Cardinals after joining the team's scouting department in June, 2017. After working as a scouting assistant last year, Devlin was promoted in May, 2018 and is in his first season as the Cardinals representative with the National Football Scout-ing service.

Devlin came to Arizona after playing collegiately at Bryant University where he served as a long snapper for the Bulldogs. Due to injury, he spent the 2014 season as a student-coach, part-time equipment manager and film assistant. In that role,

Devlin contributed to the weekly game plan and scouted opponents' defensive personnel.

His father, Mike, played seven seasons (1993-99) in the NFL, including his final four years in Arizona, where he began his coaching career as an offensive quality control (2000) and assistant offensive line (2001-03) coach with the Cardinals. Mike is currently the Texans offensive line coach. Devlin's grandfather, John, coached linebackers for the Houston Oilers from 1984-85.

Devlin graduated with a bachelor's degree in Business Administration Management in 2017.



EVAN LODDER

COLLEGE: West Virginia
HOMETOWN: Riverdale, NJ

YEARS NFL/CARDINALS: 1/1

SPORTS SCIENCE COORDINATOR

Evan Lodder enters his first year as the Cardinals sports science coordinator after joining the team in February, 2018. He came to the Cardinals after spending three years at Mississippi State, including the last two years as a graduate assistant with the Bulldogs strength and conditioning staff.

Lodder started at Mississippi State in 2015 as an intern working with the school's football, track and field and tennis teams prior to serving as a graduate assistant with the same teams from 2016-17.

Prior to Mississippi State, Lodder interned at the West Virginia University Human Performance

Lab and at Pro Performance RX in Morgantown, WV. He worked with athletes at all levels to design and implement strength, speed, flexibility and conditioning programs.

Lodder graduated from West Virginia with a bachelor's degree in Exercise Physiology in 2013 and earned his Master's degree in Food Science, Nutrition and Health Promotion from Mississippi State in 2017. He is accredited as a Certified Strength and Conditioning Specialist (CSCS) and a Strength and Conditioning Coach Certified (SCCC).



TOM REED

COLLEGE: Kentucky
HOMETOWN: Louisville, KY

YEARS NFL/CARDINALS: 20/11

HEAD ATHLETIC TRAINER

Tom Reed begins his 20th year in the NFL and 11th season as the Cardinals head athletic trainer after being hired to the position in June, 2008. Reed came to the Cardinals after working nine seasons (1999-2007) as an assistant athletic trainer with the Atlanta Falcons.

Born in Madison, WI and raised in Louisville, KY, Reed began his full-time athletic training career as an assistant athletic trainer at Miami (OH) University from 1996-99 working with football, men's basketball, soccer, and track and field before joining the Falcons for the 1999 season.

Reed played football at the University of Louisville in 1988-89 before transferring to the University of Kentucky where he finished his degree in Exercise Science and Kinesiology in 1994. He did post-baccalaureate work in facilities management while working as a rehabilitation coordinator with the football team during his time at Kentucky. While studying Exercise Physiology in graduate school at Miami (OH) in 1995-

96, Reed also served as a rehabilitation and therapeutic modalities instructor at Miami's athletic training curriculum program.

The 48-year old Reed completed summer internships with the Falcons in 1994 and 1995 and was a Professional Football Athletic Trainers Society (PFATS) scholarship winner in 1994. Reed was also the recipient of the 1997 American Red Cross CPR "Lifesaver of the Year" award and the 2015 Arizona Athletic Trainer's Association's Presidents Award Winner. He is an active member of the PFATS, the National Athletic Trainer's Association (NATA), and the Arizona Athletic Trainer's Association (AzATA). Reed also currently sits on the Arizona Interscholastic Association's (AIA) Sports Medicine Advisory Committee, and is a founding board member of the Arizona Athletic Trainers Initiative Fund.

Reed and his wife, Nicole, reside in Tempe, AZ with their sons, Jackson and Jameson.



MARK AHLEMEIER

COLLEGE: Florissant Valley
HOMETOWN: St. Louis, MO

YEARS NFL/CARDINALS: 38/38

EQUIPMENT MANAGER

Mark Ahlemeier enters his 38th season with the Cardinals equipment department and his 33rd season as the team's equipment manager after five years as the assistant.

During the 2008 offseason, Ahlemeier was honored with the Whitey Zimmerman Award recognizing the NFL Equipment Manager of the Year.

His responsibilities include the purchase and maintenance of all team equipment and sideline apparel, outfitting players, coaches, and other

football staff for practices and games. Ahlemeier also coordinates the transport of all team gear for training camp, home and away games.

Ahlemeier was born in St. Charles, MO, and attended Ritenour High School and Florissant Valley College in St. Louis. He and his wife, Patti, have three children—daughters Mandy and Molly, and son Mark and two grandchildren, Oliver Mark and Poppy Angeline. They live in Tempe, AZ.



JEFF WALLO

COLLEGE: Ohio State
HOMETOWN: Youngstown, OH

YEARS NFL/CARDINALS: 17/7

VIDEO DIRECTOR

Jeff Wallo begins his seventh season with the Cardinals and second as video director after being promoted in January, 2017. He originally joined the Cardinals as the team's assistant video director in 2012 and served in that role for five seasons.

Prior to joining the Cardinals, Wallo served as the video coordinator at the University of Pittsburgh for two seasons (2009-10). He got his start in the NFL with the Cleveland Browns, first as an

intern and then as a video assistant in 2000. Wallo then worked as the assistant video director for the Browns from 2001-09.

A Youngstown, OH native, Wallo started his video career at his alma mater, Ohio State, as a student assistant for two seasons prior to receiving a bachelor's degree in Education in 1998.

Wallo and his wife, Rashel, have a son, Jackson, and a daughter, Brooklyn.

ARIZONA AND DAYLIGHT SAVING TIME

Every year people across the country turn their clocks ahead in the spring and back in the fall, except in Arizona.

Although Arizona stays on standard time throughout the year, never changing its clock forward or back, the time change, or lack thereof, does affect the Cardinals local kickoff times during the season.

In 2018, daylight saving time was observed on the second Sunday in March (March 11) and ends on the first Sunday in November (November 4).

When daylight saving time is in effect, Arizona is three hours behind the east coast, making a 4:00 p.m. kickoff in New York a 1:00 p.m. kickoff in Arizona.

However, when daylight saving time ends, Arizona is only two hours behind the east coast, making a 4:00 p.m. kickoff in New York a 2:00 p.m. kickoff in Arizona.

In 1967 the Uniform Time Act was instituted, putting the entire country on daylight saving time. After one year, states could opt out, and Arizona went back to standard time and stayed there. Residents and lawmakers of Arizona knew there was an abundance of sunshine and did not see the need to move their clocks ahead in order to save any. The only other state that does not observe Daylight Saving Time is Hawaii.





Charlie Adkins
Football Operations
Assistant



Melissa Anderson
Alumni Benefits
Coordinator



Orlando Avila
Senior Manager, Marketing
and Broadcast Services



Rachel Baderman
Event Supervisor



Justin Baird
Account Executive,
Ticket Sales



Tim Beach
Senior Director, Game
Entertainment and Special Events



Cari Belanger-Maas
Director, Premium Services
and Guest Relations



Carol Benjamin
Payroll/Hiring & Benefits
Administrator



Jessica Bichler
Assistant Team
Nutrition Manager



Big Red
Team Mascot



Amanda Boland
Premium Services
Coordinator



Steve Bomar
Senior Director,
Ticketing



Parker Brown
Assistant Equipment
Manager



Lennie Buzinski
Sous Chef



Ron Campbell
Senior Director,
Ticket Sales



Rolando Cantu
Manager, International
Business Ventures



Steve Carlson
Account Executive,
Ticket Sales



Matt Carvalho
Executive Chef



Abe Casillas
Assistant Turf Manager



Veronica Castro
Senior Accountant



Courtney Cates
Account Executive,
Ticket Sales



Paul Calvisi
Reporter/Host,
Broadcasting



Mike Chavez
Manager,
Creative Services



Steve Christensen
Assistant Equipment
Manager



Scott Coleman
Director, Partner Service
and Activation



Daniel Conlon
Account Executive,
Ticket Sales



Michael Conner
Director, Videoboard and
Event Production



Chad Cook
Assistant Athletic
Trainer



Kim Cruz
Ticket Office
Representative



Mark Dalton
Senior Vice President,
Media Relations



Tim DeLaney
Vice President,
Broadcasting/Digital Content



Nathan DiGregorio
Scouting Assistant



Kaitlyn Drenner
Finance Database &
Budget Analyst



Thedra Dunbar
Accounts Payable



Anthony Edwards
Senior Director,
Player Development



Max Eller
Coordinator, Marketing
and Broadcast Services



Nick Erikson
Coordinator, Fan
Development and Loyalty



Mark Feller
Vice President,
Technology



Sean Ferretti
Manager, Business
Development



Amanda Flanagan
Production Manager



Ryan Funk
Box Office Manager



Kali Gallaher
Sports Nutritionist



Melissa Gaspard
Executive Assistant/
Paralegal



Grant Greeley
Broadcast Coordinator/
Producer



Craig Grialou
Broadcast/Digital
Content Correspondent



Christine Harms
Controller



Ryan Harris
Account Executive,
Ticket Sales



Jonathan Hayward
Senior Producer,
Broadcasting



Mike Helm
Manager,
Media Relations



Jeff Herndon
Assistant Athletic
Trainer



Alex Herrera
Premium Services
Coordinator



Jonathan Hidalgo
Coordinator, Partner
Service and Activation



Dr. David Hines
Assistant Athletic Trainer/
Physical Therapist



Taylor Homes
Coordinator, Marketing
and Broadcast Services



Mike Iaquina
Director, Business
Development



Tye Jacobs
Account Executive,
Group Sales



Chad Jenkins
Scouting Assistant



Kristi Johnson
Director, Security



Adam Jones
Assistant Turf Manager



Sarah Jones
Team Nutrition Manager



D'Ann Jordan
Executive Assistant



Mike Jurecki
Broadcast/Digital
Content Correspondent



Shawn Kinsey
Vice President,
Security



David Koeninger
General Counsel



Stephanie Lahaie
Event Creation
Specialist



Amber Lechuga
Executive Assistant



Teresa Le
Network Administrator



Greg Lee
Chief Financial Officer



Andrew Levy
Turf Manager



Nic Maxson
Maintenance Technician



Erica MacKenzie
Coordinator, Research
and Analytics



Lisa Manning
Senior Vice President,
Marketing



Lisa Matthews
Multimedia Producer/
Reporter



Sandy McAfee
Coordinator,
Digital Platforms



Chris Melvin
Director,
Media Relations



Richard Mendez
Senior Manager/
Producer, Broadcasting



Marie Miller
Receptionist



Teresa Miller
Director, Financial
Planning and Analysis



John Misch
Senior Manager,
Business Development



Spencer Missioreck
Video Assistant



Taylor Mogel
Corporate Nutrition
Manager



Matthew Montes
IT Specialist



Estelle Moreno
Administrative Assistant



Shannon Morrisette
Network Security
Administrator



Brandon Naidus
Manager,
Social Media



Dan Nettles
Broadcast Editor/
Coordinator



Craig Norgren
Assistant Video
Director



James Novy
Network Server
Administrator



Kyle Odegard
Coordinator, Digital
Content/Staff Writer



Jim Omohundro
Senior Manager/
Producer, Broadcasting



Jeff Orenstein
Account Executive,
Ticket Sales



Dave Pasch
Radio Play-by-Play
Announcer



Kristian Pena
Team Chef



Tony Pereira
Vice President,
Stadium Operations



Scott Phillippy
Chief Engineer/Building
Operation Manager



Kristina Phippen
Director, Cardinals
Cheerleaders



Mark Preston
Ticket Office
Representative



Kara Primack
Director, Finance Database
Development & Analytics



Lacey Probst
Manager, Stadium
Operations



Maddie Redmond
Coordinator, Partner
Service and Activation



Emilee Reese
Accounting Manager



Adam Richman
Community Relations/
Alumni Program Coordinator



Amy Robinson
Coordinator,
Creative Services



Javier Rodríguez
Bi-lingual Content
Producer



Kalene Romero
Coordinator, Game Entertainment
and Special Events



Chase Russell
Media Relations
Coordinator



Steve Ryan
Senior Vice President,
Business Development



Mackenzie Sanford
Ticket Office
Representative



Todd Santino
Manager, Business
Development



Matthew Schaper
Account Executive,
Ticket Sales



Jeff Schwimmer
Assistant Equipment
Manager



José Silva
Maintenance Technician



Jackson Sipes
Coordinator,
Digital Graphics



Stephanie Solis
Video Assistant



Michelle Speer
Executive, Partner Service
and Activation



Mo Streeby
Manager,
Youth Football



Josh Strumlauf
Manager,
Group Sales



Imani Suber
Media Relations
Coordinator



Carter Tamblin
Football Technology
Developer



Gabriel Trujillo
Spanish Radio Play-by-Play
Announcer/Producer



Darren Urban
Senior Manager, Digital
Content/Senior Writer



Stacey Weber
Director, Culinary
Operations



Ron Wolfley
Radio Play-by-Play
Analyst



Lara Wroblewski
Event Supervisor



Elizabeth Yeast
Senior Manager, Partner
Service and Activation



Luis Zendejas
Senior Director,
Community Relations

CARDINALS MOBILE APP

Cardinals fans can follow their team by downloading the official Arizona Cardinals mobile app on their iPhone, Android, Blackberry and Windows devices. The Cardinals mobile app can be found in iTunes and the Android Marketplace by searching "Arizona Cardinals" or at www.azcardinals.com/app.

In addition to instant gameday alerts, this all-in-one app brings fans closer to the team through up-to-the-minute news and information plus exclusive content and features 365 days a year. Fans at University of Phoenix Stadium can access in-stadium gameday features such as game feeds, NFL RedZone, live video and the Cardinals radio broadcast, in addition to parking, concession and seating maps.

Arizona Cardinals Mobile App:

News: Real-time breaking news, previews of upcoming matchups and a live feed of all the team's official Twitter accounts.

Multi-media: On-demand video of Cardinals press conferences, behind the scenes looks, coach and player interviews and clips of team TV programming. Audio offerings include podcasts, show clips and interviews. Also available will be game action and individual photo galleries.

Team Roster and Player Info: Player profiles, depth charts, team injury reports and featured player video series.

Stats: Real-time statistics and scores from around the league, head-to-head stats of the matchup, individual player stats, drive-by-drive stats and box scores.

Schedules: Schedule for the 2018 season and training camp dates, along with up-to-date division and conference standings.

Social Media: Stay connected with feeds of Cardinals Twitter, Instagram, Facebook and Pinterest accounts. Spanish language, Cardinals Cheerleaders and Gameday accounts can also be found on the app.

Fantasy Football: Week-by-week and season fantasy football statistics can help fans compete for their league titles.

Digital Keepsakes: Fans can take a photo or select one from their photo library and add one of the many Cardinals keepsakes to enhance the photo. Popular ones include: Cardinals player stickers, helmets and gloves, Big Red and many more.

Cheerleaders: Meet the squad, browse cheer photo galleries and request appearances. In addition, connect with the Cardinals Cheerleaders on all social media accounts.

Wallpapers: Fans can download exclusive team and player images to use as wallpapers for their mobile phones.

Event Calendar: Fans can sync the Arizona Cardinals event calendar directly to the calendars on their mobile device.

Mobile Ticketing: In 2018, season ticket holders can forward tickets to family and friends via text, email and popular social media apps like Facebook and Twitter. Or, they can send and sell tickets from one easy-to-manage place – the Cardinals mobile app.

Additional features are offered exclusively inside University of Phoenix Stadium on gameday. These in-stadium features include: **Concessions Map:** An interactive map of University of Phoenix Stadium that gives fans the ability to search for nearby concession stands and specific food/beverage items using keywords and section numbers.

50/50 Raffle: Get the up-to-date running tally of the raffle pot and check the winning number each game.

Game Feeds/RedZone: To enhance the in-game experience, the team now offers fans at the stadium to select from live camera feeds, replays and NFL RedZone to enjoy right from their seats. Simply connect to the Stadium Wi-Fi to access these features.

In-Stadium Messaging: Turn on your notifications in the app in order to receive important information at the stadium directly to your phone from the team.



TOGETHER
WE CAN DO MORE.

PLAYERS

**CARLTON AGUDOSI**

COLLEGE: Rutgers
HOW ACQUIRED: FA-17
YEARS NFL/CARDINALS: 1/1

HOMETOWN: Somerset, NJ
DOB: February 1, 1994

19 | WIDE RECEIVER | 6-6 | 220

PRO CAREER:

Joined the Cardinals as an undrafted free agent on 5/2/17. Released on 9/2/17 and added to the practice squad on 9/3/17. Promoted to the active roster on 11/22/17. Released and re-signed to the Cardinals practice squad on 12/13/17. Re-signed to a future contract on 1/2/18.

2017: Spent majority of the season on the Cardinals practice squad ... elevated to the active roster for Weeks 11-13 and was inactive in all three games ... spent the final two weeks of the season on practice squad/injured reserve (hamstring).

COLLEGE:

Played 45 games during his Scarlet Knights career ... had 35 receptions for 513 yards (14.7 yard avg.) and two TDs ... played in all 12 games as a senior in 2016 ... made two starts and averaged

11.1 yards per catch on eight receptions ... scored lone TD against Maryland ... in 2015, played in nine games with four starts ... averaged 18.4 yards per catch on 17 receptions ... also had 58-yard reception against No. 1 Ohio State ... in 2014, saw action in 13 games and totaled five catches for 32 yards ... named to the Academic All-Big Ten team as a sophomore in 2014.

PERSONAL:

Last name pronounced "Ag-uh-DOH-see" ... three-year letterman at Franklin (Somerset, NJ) High School ... had 33 receptions for 697 yards and nine TDs as a senior ... three-star recruit according to Rivals, Scout and ESPN.com ... 13th-rated prospect in New Jersey by Rivals ... finished career with school records in receiving yards (1,577), yards per reception (20.0) and receiving TDs (17).

**BRYSON ALBRIGHT**

COLLEGE: Miami (OH)
HOW ACQUIRED: FA-17
YEARS NFL/CARDINALS: 2/2

HOMETOWN: Cincinnati, OH
DOB: March 15, 1994

54 | DEFENSIVE END | 6-5 | 235

PRO CAREER:

Originally signed by Buffalo as a rookie free agent on 5/2/16. Released on 9/15/16 and signed to Buffalo's practice squad on 9/17/16. Elevated to the Bills active roster on 12/10/16 and was released on 12/13/16. Signed to Buffalo's practice squad on 12/15/16. Signed with Cincinnati on 1/24/17. Released by the Bengals on 9/2/17 and signed to the Cardinals practice squad on 9/4/17. Elevated to Arizona's active roster on 10/30/17.

2017: Played a career-high seven games, contributing primarily on special teams ... spent the offseason and training camp with the Bengals and signed to the Cardinals practice squad on 9/4 ... elevated to Arizona's active roster on 10/30 ... saw action on special teams in his Cardinals debut @ SF (11/5), vs. Jax (11/26) and vs. LAR (12/3) ... inactive vs. Sea (11/9) and @ Hou (11/19) ... played on defense and special teams vs. Ten (12/10) ... saw action on special teams @ Was (12/17), vs. NYG (12/24) and @ Sea (12/31).

2016: Made his NFL debut on defense and special

teams vs. Pit (12/11) ... made Buffalo's Week 1 roster after signing with the team as a rookie free agent ... spent most of his rookie season on the Bills practice squad.

COLLEGE:

Played 48 games (35 starts) in four seasons (2012-15) at Miami (OH) where he totaled 129 tackles, 12 sacks and 21 tackles for loss ... received second-team All-Mid-American Conference accolades as a senior defensive lineman and was Miami's Defensive Lineman of the Year winner as a junior ... earned MAC Defensive Player of the Week in the 2015 season finale vs. UMass (11/21) with seven tackles, two sacks and a game-winning INT.

PERSONAL:

Attended St. Xavier (Cincinnati, OH) High School where he earned first-team All-Ohio honors as a senior ... older brother, Alex, played LB at Boston College and for the Dallas Cowboys (2011-12) ... earned a degree in Kinesiology.

ALBRIGHT CAREER STATS

Year	Team	GP/GS	Tackles			Sacks		Interceptions						FR	FF	STT
			Solo	Asst	Ttl	Sk	Yds	Int	Yds	Lg	TD	PD				
2016	Buf	1/0	0	0	0	0.0	0	0	0	0	0	0	0	0	0	
2017	Ariz	7/0	0	0	0	0.0	0	0	0	0	0	0	0	0	0	
Total		8/0	0	0	0	0.0	0	0	0	0	0	0	0	0	0	



JOSH ALLEN

COLLEGE: Louisiana-Monroe
HOW ACQUIRED: FA-18
YEARS NFL/CARDINALS: 2/1

HOMETOWN: Cedar Hill, TX
DOB: December 30, 1991

66 | OFFENSIVE LINEMAN | 6-3 | 315

PRO CAREER:

Signed with Tampa Bay as an undrafted rookie free agent on 5/12/14. Released on 8/31/14 and signed to Green Bay's practice squad on 9/3/14. Released on 9/23/14 and signed to Tampa Bay's practice squad on 9/25/14. Elevated to the active roster on 11/30/14. Released on 9/9/15. Signed to the Buccaneers practice squad on 11/18/15. Re-signed on 1/5/16. Released on 9/3/16 and was signed to Tampa Bay's practice squad on 9/4/15. Elevated to the active roster on 11/22/16 and was released on 12/10/16. Acquired by the 49ers off waivers on 12/12/16 and was released on 12/21/16. Signed to the Buccaneers practice squad on 12/26/16 and re-signed on 1/2/17. Released on 9/2/17. Signed a future contract with the Cardinals on 1/2/18.

2016: Inactive for three games with the Buccaneers and 49ers.

2014: Played in three games and DNP in two others for the Buccaneers after signing with the team as a rookie free agent ... spent the first three weeks of the season on the Packers practice squad and was signed to the Buccaneers active roster on 11/30 ... made his NFL debut, playing seven snaps for an offense that gained 151 rushing yards on 23 carries @ Car (12/14) ... played nine offensive snaps and recovered a Josh

McCown fumble at the Tampa Bay 29-yard line vs. GB (12/21) ... played a season-high 29 offensive snaps, helping the Buccaneers rush for 183 yards on 39 attempts vs. NO (12/28).

COLLEGE:

Played 47 games (42 starts) in four years (2010-13) ... earned first-team All-Sun Belt and All-Louisiana honors after starting all 12 games as a senior ... started all 13 games at center and received second-team All-Sun Belt and honorable mention All-Louisiana recognition as a junior ... helped the Warhawks to an 8-5 record with a 6-2 conference mark and an Independence Bowl appearance in 2012 ... played 12 games with nine starts at center and left guard during his sophomore season and started eight of 10 games played as a freshman.

PERSONAL:

Attended Cedar Hill (TX) High School where he helped the Longhorns to consecutive district titles in 2008-09 ... named first-team all-district and was selected to play in the Team USA vs. World All-Star Game as a senior in 2009 ... also lettered in powerlifting and track and field.

ALLEN CAREER STATS

Year	Team	GP/GS
2014	TB	3/0
Total		3/0



SIUPELI ANAU

COLLEGE: Northern Arizona
HOW ACQUIRED: FA-17
YEARS NFL/CARDINALS: 1/1

HOMETOWN: Phoenix, AZ
DOB: October 26, 1993

63 | DEFENSIVE TACKLE | 6-3 | 282

PRO CAREER:

Signed with the Cardinals as a rookie free agent out of Northern Arizona University on 8/1/17 and was released during final roster cut on 9/2/17. Re-signed to the practice squad on 10/16/17 where he spent the remainder of the season. Signed a future contract with the Cardinals on 1/2/18. Released on 5/9/18 and re-signed on 5/14/18.

COLLEGE:

Played in 20 games in two seasons at Northern Arizona where he totaled 88 tackles, 11.0 sacks, 19 tackles for loss, three forced fumbles and one fumble recovery ... earned FCS All-American and first-team All-Big Sky honors after totaling 55 tackles, a conference-leading and career-high 8.5 sacks, 15 tackles for loss, three

forced fumbles, one fumble recovery and a blocked kick in 11 games as a senior in 2016 ... received honorable mention All-Big Sky honors and earned the Stevon Thomas Award for NAU's Football Defensive Most Inspirational Player of the Year as a junior ... earned first-team all-conference and team defensive MVP honors at Scottsdale Community College, where he began his college career, helping the team claim the Western States Football League title in 2014.

PERSONAL:

Name is pronounced "Sue-PEL-ee uh-NEW" ... full name is Siupeli Siliva Anau ... two-time letterman and one-year captain at Horizon (Scottsdale, AZ) High School where he earned Outstanding Defensive Lineman and First Team All-Region accolades ... has nine siblings, including five brothers and four sisters.

**SHERMAN BADIE**

COLLEGE: Tulane
HOMETOWN: Metairie, LA
DOB: January 31, 1995

HOW ACQUIRED: FA-18

◆ **ROOKIE** ◆

45 | RUNNING BACK | 5-11 | 194

COLLEGE CAREER:

Played in 44 games (26 starts) and rushed for 1,517 yards and nine TDs on 296 carries at Tulane ... also had 56 career receptions for 419 yards and a TD and returned 52 kickoffs for 1,204 yards with one TD ... in 2017, appeared in 12 games (three starts) and rushed for 350 yards and three TDs on 60 carries ... as a junior played in eight games and rushed for 169 yards on 43 carries and a TD to go along with 15 kickoff returns for 417 yards (27.8 avg.) and a TD ... in 2015, played in all 12 games with four starts, rushing for 310 yards on 72 carries and two TDs to go along with 27 receptions for 284 yards while returning a team-leading 15 kickoffs for 311 yards ... in 2014, played in 12 games with seven starts and earned honorable mention freshman All-American recognition from College Sports Madness ... rushed

for 688 yards on 121 carries and three TDs to go along with 24 receptions for 108 yards and a TD ... finished second in the American Athletic Conference in yards per carry (5.7).

PERSONAL:

Last name pronounced "BAY-dee" ... attended John Curtis Christian (New Orleans, LA) High School where he was named first-team All-State and earned all-metro and all-district honors as both a junior and senior ... helped lead the Patriots to a combined 53-3 record, four straight state championship game appearances and a national championship his senior year ... named a three-star recruit by ESPN.com, Rivals.com and 247Sports.com ... named the No. 17 all-purpose running back in the nation by 247Sports.com ... Public Relations major.

**BUDDA BAKER**

COLLEGE: Washington
HOW ACQUIRED: D2/17 (36th)
YEARS NFL/CARDINALS: 2/2

HOMETOWN: Bellevue, WA
DOB: January 10, 1996

36 | SAFETY | 5-10 | 195

 **PRO BOWL SELECTION: 2017**

NOTE CARDS

- Selected by the Cardinals in the second round (36th overall) of the 2017 NFL Draft out of Washington and appeared in all 16 games (seven starts) during his first season in Arizona.
- Named first-team All-Pro and was voted to the Pro Bowl for his work on special teams. Led the Cardinals and ranked third in the NFL with 16 special teams tackles in 2017. Was one of just four rookies named to the Pro Bowl last season and became just the fifth Cardinals rookie since the 1970 merger to be named to the Pro Bowl.
- In his first career NFL start, recorded 12 tackles, a sack, two forced fumbles and a fumble

recovery at Houston in Week 11. Became the first rookie in 20 years and the first Cardinals player ever to register 10+ tackles, a sack and two forced fumbles in a game.

- During a remarkable prep career at Bellevue High School, won five team state titles (3 in football, 2 in track & field) and eight individual state titles in track & field. In football, he played on three consecutive 14-0 teams that won three consecutive 3A state championships.
- Given first name is Bishard. The nickname "Budda" was given to him by his mother and aunt when he was a child and the name stuck.

PRO CAREER:

The Cardinals acquired Baker in the second round (36th overall) of the 2017 NFL Draft after trading up nine spots (from 45th to 36th) to acquire the University of Washington alum. Baker appeared in all 16 games (7 starts) as a rookie in '17.

2017: Played all 16 games, starting the final seven, and led all Cardinals rookies with 61 tackles, adding three tackles for loss, one sack, six passes defended, two forced fumbles, one fumble recovery and a QB hit for the NFL's sixth-ranked defense ... tied for third in the NFL with 16 spe-



cial teams tackles, earning first-team All-Pro and Pro Bowl honors as a special teamer; became the first Cardinals rookie since Patrick Peterson (2011) to be selected to the Pro Bowl and just the fourth player in franchise history to be selected as a special teamer ... notched a special teams tackle in his NFL debut @ Det (9/10) ... tallied two tackles in just three defensive snaps and a game-high three special teams tackles @ Ind (9/17) ... saw action on defense and special teams, notching a game-high three special teams tackles @ SF (11/5) ... saw increased snaps when Tyvon Branch left the game with a knee injury, totaling seven tackles, his first-career pass defended and two special teams tackles vs. Sea (11/9) ... collected a career-high 12 tackles, one for loss, his first-career sack, one pass defended, two forced fumbles, one recovery, a QB hit and a special teams tackle in his first-career start @ Hou (11/19); only NFL player with at least 10 tackles, one sack, two forced fumbles and a recovery in a game in 2017 ... led Arizona DBs with eight tackles, one for loss and a pass defended vs. LAR (12/3) ... matched a career high and led the team with 12 tackles in the Cardinals shutout win vs. NYG (12/24) ... had three tackles in the season finale win @ Sea (12/31), his first game in his home state of Washington since defeating rival Washington State in the Huskies' regular season finale in 2016.

COLLEGE:

In three seasons with the Huskies, Baker started all 40 games he appeared in and totaled 200 tackles, 13.5 tackles for loss, 4.0 sacks, five INTs, 24 passes defended and three forced fumbles ... a consensus NCAA All-American in 2016, was also a two-time first-team All-Pac-12 selection ... declared for the draft following his junior season ... started all 14 games and led the Huskies with 71 total tackles and 10 tackles for loss, while adding a career-high three sacks with two INTs, eight passes defended and a forced fumble as a junior in '16 ... named first-team All-American by the Sporting News, Sports Illustrated, Football Writers and FOX Sports ... earned second-team All-American honors from the Associated Press, Football Coaches, CBS Sports and USA Today ... semi-finalist for the Bednarik Award (nation's top defensive player) and Jim Thorpe Award (nation's top defensive back) ...

also named second-team Academic All-Pac-12 ... in Washington's College Football Playoff semifinal matchup vs. Alabama had six tackles, a sack, a tackle for loss and a pass defended ... named first-team All-Pac-12 after starting all 12 games he appeared in and recorded 49 tackles, two INTs, 1.5 tackles for loss and a career-high nine passes defended as a sophomore in '15 ... named honorable mention Academic All-Pac-12 ... as a true freshman in '14, started all 14 games at safety and earned honorable mention All-Pac-12 honors after he recorded a career-high 80 tackles, a sack, an INT, seven passes defended and two forced fumbles ... named freshman All-American by scout.com ... co-winner of the UW's Travis Spring Most Outstanding Freshman award ... notched first career INT (a one-handed, circus catch) vs. Oklahoma State in the Cactus Bowl.

PERSONAL:

Played safety, running back and was a return specialist on three straight 14-0 teams at Bellevue (WA) High School ... won three consecutive 3A state championships ... Associated Press and Seattle Times State Player of the Year for 2013 and the 2013-14 Seattle Times Male Athlete of the Year (all sports) ... also first-team All-State at both defensive back and all-purpose and was the 3A state Player of the Year ... MaxPreps All-America first-team selection as a senior ... rushed for 101 yards and a score as Bellevue cruised to its sixth straight title with a 52-20 win over Eastside Catholic in the 2013 state title game ... earned MaxPreps Junior All-America first-team honors in 2012 ... scored on a 61-yard run and a 71-yard punt return in the 2012 state championship game ... named to MaxPreps Sophomore All-America second team in 2011 ... scored on an 89-yard kickoff return in Bellevue's 2011 state title victory over O'Dea ... also an outstanding sprinter on the track team ... as a senior, led Bellevue to the state title, winning the 100 meters, the 200 meters and the 4x100 relay ... won the 3A state title in the 100 meters (10.77), the 4x100 relay (41.63) and the 4x400 relay (3:20.12) while taking third in the long jump (22-08.25) as a junior in 2013, when Bellevue won the team title ... won the 4x100 and the 4x400 and took fourth in the long jump and fifth in the 200 as a sophomore in 2012.

BAKER CAREER STATS

Year	Team	GP/GS	Tackles			Sacks		Interceptions								
			Solo	Asst	Ttl	Sk	Yds	Int	Yds	Lg	TD	PD	FR	FF	STT	
2017	Ariz	16/7	47	14	61	1.0	7	0	0	0	0	6	1	2	16	
Total		16/7	47	14	61	1.0	7	0	0	0	0	6	1	2	16	

Single Game Highs:

Tackles: 12, two times, last vs. NY Giants, 12/24/17; **Solo Tackles:** 10, @ Houston, 11/19/17; **Sacks:** 1.0, @ Houston, 11/19/17; **Passes Defended:** 1, six times, last vs. NY Giants, 12/24/17; **Fumble Recoveries:** 1, @ Houston, 11/19/17; **Forced Fumbles:** 2, @ Houston, 11/19/17; **Special Teams Tackles:** 3, two times, last @ San Francisco, 11/5/17.

**BENÉ BENWIKERE****COLLEGE:** San Jose State**HOW ACQUIRED:** UFA-18 (Cowboys)**YEARS NFL/CARDINALS:** 5/1**HOMETOWN:** Fontana, CA**DOB:** September 3, 1991**23 | CORNERBACK | 6-0 | 195****PRO CAREER:**

Originally entered the NFL as a fifth-round pick (148th overall) of the Carolina Panthers in the 2014 NFL Draft. Released on 10/7/16 and was acquired off waivers by Miami on 10/10/16. Released on 11/8/16 and signed to the Dolphins practice squad on 11/10/16. Released on 1/16/17 and was signed to the Packers practice squad on 1/17/17. Signed with the Bengals on 2/15/17. Traded to the Cowboys in exchange for a conditional sixth-round pick in the 2019 NFL Draft on 9/2/17. Signed a one-year contract with the Cardinals on 3/23/18.

2017: Joined the Cowboys via trade in Week 1 and appeared in 12 games, collecting two tackles on defense and a fumble recovery on special teams ... made his Cowboys debut on special teams @ AZ (9/26) ... recovered a Keith Smith fumble on a third-quarter punt return at the Redskins 24-yard line, setting up a FG on the Cowboys next possession @ Was (10/29) ... recorded a tackle on third down and defended a pass on fourth down late in the Cowboys 6-0 win @ Phi (12/31).

2016: Started four games and totaled 10 tackles, an INT and four passes defended before being released on 10/7 ... intercepted a Trevor Siemian pass at the Panthers 10-yard line @ Den (9/8) ... had four tackles vs. SF (9/18) and @ Atl (10/2), adding one pass defended against the 49ers and two passes defended against the Falcons ... joined the Dolphins via waivers on 10/10 and was inactive in Games 6-8 ... signed to Miami's practice squad on 11/10 ... signed to Green Bay's practice squad on 1/17/17 prior to the NFC Championship @ Atl (12/2/17).

2015: Had the most productive year of his career, totaling a career-high 61 tackles, his first-career sack, a career-high 10 passes defended, one fumble recovery and a forced fumble in 13 games (four starts) for the 15-1 Carolina Panthers ... established career highs with eight tackles and seven solo tackles, adding two passes defended @ Jax (9/13) ... notched a career-high three passes defended and six tackles vs. GB (11/8) ... posted five tackles and recovered his own strip-sack of Kirk Cousins vs. Was (11/22) ... had four

tackles before leaving the game with a fourth-quarter injury @ Atl (12/13) ... placed on injured reserve (leg) on 12/15 prior to Carolina's run to Super Bowl 50.

2014: Played 10 regular season games (six starts) and started both postseason contests, collecting 38 tackles, one INT, seven passes defended, one forced fumble and two fumble recoveries ... sealed a win by recovering a Bobby Rainey fumble with 1:27 remaining in his NFL debut @ TB (9/7) ... inactive (ankle) in Games 6-11 ... intercepted Drew Brees to set up a Panthers TD @ NO (12/7) ... had one tackle in the NFC Wild Card game vs. AZ (1/3/15) and two tackles in the Divisional Playoff @ Sea (1/10/15), adding a pass defended against the Seahawks.

COLLEGE:

Played 47 games (30 starts) in four seasons (2010-13) at SJSU, recording 214 tackles, 11.5 tackles for loss, a school-record-tying 14 INTs, 22 passes defended, three forced fumbles and two fumble recoveries ... also tied program records for most consecutive games with an INT (four) and most INTs in a game (three vs. Louisiana Tech in 2012, all in second half) ... earned first-team All-Western Athletic Conference honors after posting 67 tackles, 7.5 tackles for loss, seven INTs, four passes defended, one forced fumble and two fumble recoveries as a junior in 2012 ... twice received WAC Defensive Player of the Week recognition as a junior and earned Walter Camp Football Foundation and College Football Performance Awards National Defensive Player of the Week for his performance against Louisiana Tech (11/24/12).

PERSONAL:

Name pronounced "beh-NAY ben-WICK-er-ee" ... attended Serra (Gardena, CA) High School, where he was a CalHi Sports first-team All-State and All-CIF selection ... credited with 65 tackles, five passes defended and five INTs for the 2009 CIF Division III state champions ... also lettered in basketball and track and field (sprinter and jumper) ... played eight-man football as a freshman at View Park (Los Angeles, CA) High School ... majored in Sociology.

BENWIKERE CAREER STATS

Year	Team	GP/GS	Tackles			Sacks		Interceptions					FR	FF	STT
			Solo	Asst	Ttl	Sk	Yds	Int	Yds	Lg	TD	PD			
2014	Car	10/6	28	10	38	0.0	0	1	0	0	0	7	2	1	0
2015	Car	13/4	52	9	61	1.0	9	0	0	0	0	10	1	1	0
2016	Car	4/4	9	1	10	0.0	0	1	1	1	0	4	0	0	0
2017	Dal	12/0	2	0	2	0.0	0	0	0	0	0	0	0	0	0
Total		39/14	91	20	111	1.0	9	2	1	1	0	21	3	2	0

Single Game Highs:

Total Tackles: 8, two times, last vs. Indianapolis, 11/2/15; **Solo Tackles:** 7, @ Jacksonville, 9/13/15; **Sacks:** 1, vs. Washington, 11/22/15; **Interceptions:** 1, two times, last @ Denver, 9/8/16; **Passes Defended:** 3, vs. Green Bay, 11/8/15; **Fumble Recoveries:** 1, three times, last vs. Washington, 11/22/15; **Forced Fumbles:** 1, two times, last vs. Washington, 11/22/15.

Additional Special Teams Statistics:

Fumble Recoveries: 1, @ Washington, 10/29/17.



BENWIKERE CAREER STATS CONT.

BENWIKERE POSTSEASON STATS

Year	Team	GP/GS	Tackles			Sacks		Interceptions						FR	FF	STT
			Solo	Asst	Ttl	Sk	Yds	Int	Yds	Lg	TD	PD				
2014	Car	2/2	2	1	3	0.0	0	0	0	0	0	1	0	0	0	
2015	Car	Injured Reserve – Leg														
Total		2/2	2	1	3	0.0	0	0	0	0	0	1	0	0	0	

Single Game Highs:

Total Tackles: 2, @ Seattle, 1/10/15; **Solo Tackles:** 1, two times, last @ Seattle, 1/10/15; **Passes Defended:** 1, @ Seattle, 1/10/15.



ANTOINE BETHEA

COLLEGE: Howard

HOW ACQUIRED: UFA-17 (49ers)

YEARS NFL/CARDINALS: 13/2

HOMETOWN: Newport News, VA

DOB: July 27, 1984

41 | SAFETY | 5-11 | 206



PRO BOWL SELECTION: 2007, 2009, 2014

NOTE CARDS

- Signed a three-year contract with the Cardinals as an unrestricted free agent on 3/9/17 after spending the previous three seasons in San Francisco. Began his career playing eight seasons with the Colts (2006-13).
- Has been named to the Pro Bowl three times (2007, 2009, 2014) and was the Colts 2013 Walter Payton NFL Man of the Year.
- In 2017, was named the inaugural recipient of the Black College Football Pro Player of the Year award, which is presented by the NFLPA. The award will be given annually to the most outstanding professional football player from a Historically Black College and University.
- Entering his 13th NFL season, Bethea appeared in 177 regular season games (168 starts) and started all 13 postseason contests he appeared in during his first 12 seasons.
- According to Stats, INC., Bethea ranks fourth among all active NFL defenders – and first among defensive backs – with 1,101 total tackles.
- Only five active safeties have more career INTs than Bethea (24).
- During his first season with Arizona in 2017, recorded a career-high five INTs, posted his first career multi-INT performance (Week 16 vs. NYG) and had at least one INT in three consecutive games (Weeks 4-6) for the first time in his career.
- Bethea's five INTs in 2017 tied for fifth among NFL defenders. Among all safeties, only Tennessee's Kevin Byard (8) and Baltimore's Eric Weddle (6) had more.
- In '17, become just the fourth Cardinals safety in the last 10 years to record at least five INTs in a season, joining Tyrann Mathieu (5 in 2015), Rashad Johnson (5 in 2015) and Adrian Wilson (5 in 2009).
- Finished the '17 season having played in 15 games (six starts) and totaled 58 tackles, a sack, five INTs, seven passes defended and a forced fumble.
- Has recorded 100+ tackles in a season nine times.

PRO CAREER:

Originally drafted by the Indianapolis Colts in the sixth round (207th overall) of the 2006 NFL Draft. Re-signed with the Colts as a restricted free agent on 6/11/10, agreeing to a four-year deal. Signed a four-year contract with San Francisco on 3/11/14 and was released on 3/7/17. Agreed to a three-year contract with the Cardinals on 3/9/17.

2017: Played the first 15 games (six starts) before missing the season finale with a pectoral injury ... totaled 58 tackles, one sack, a career-high five INTs (tied for fifth in the NFL), seven passes defended and

one forced fumble for the NFL's sixth-ranked defense ... had one tackle and an INT against his former team vs. SF (10/1) ... started and had four tackles, an INT and one pass defended @ Phi (10/8) ... collected six tackles and his third INT in as many weeks vs. TB (10/15); had an INT in three-straight games for the first time in his career ... started and totaled a season-high 10 tackles and one pass defended @ LAR (10/22) ... had six tackles and one sack vs. Sea (11/9) ... started and collected three tackles and a pass defended for a defense that held Titans QB Marcus Mariota to a career-low 39.6 passer rating vs. Ten (12/10) ... returned to the game after suffering a knee injury and forced a Vernon Davis fumble, which led to a Cardinals scoring



drive (19-yard Phil Dawson FG) @ Was (12/17) ... recorded two INTs in a game for the first time in his career, adding three tackles and two passes defended in the shutout win vs. NYG (12/24) ... suffered a pectoral injury against the Giants and was placed on injured reserve on 12/26.

2016: In his final season in San Francisco, started all 16 games and finished with 135 tackles, an INT, three passes defended, a forced fumble and a fumble recovery ... marked the eighth time in 11 NFL seasons he started all 16 regular season games ... his 135 tackles are the second-highest season total of his career (139 in 2011) and gave him 100+ tackles in a season for the ninth time ... posted at least 10 tackles in a game six times ... finished with 12 tackles, an INT, a forced fumble and a pass defended @ Car (9/18); picked off Cam Newton on the game's opening possession for the 19th INT of his career; marked second time in his career, both in last three seasons, that he had an INT and a forced fumble in the same game (9/28/14 vs. Philly) ... totaled 13 tackles and a pass defended vs. Dal (10/2) ... for the second time in four games, recorded 13 tackles vs. TB (10/23) ... posted a team-high 10 tackles and fumble recovery @ Ari (11/13), marking his fifth career fumble recovery and first since the 2013 season ... recorded 11 tackles in back-to-back games vs. NYJ (12/11) and @ Atl (12/18) ... finished with nine tackles for a 49ers defense that allowed just 177 net yards @ LAR (12/24), marking the fewest yards given up in a game by SF since 11/19/12 vs. Chi (143 yards).

2015: Started all seven games he appeared in before a torn pectoral muscle suffered in Week 7 ended his season ... recorded 56 tackles, one sack and two passes defended before being placed on injured reserve

on 10/25 ... in the season opener vs. Min (9/14), totaled eight tackles, a tackle for loss, a pass defended and a sack to help 49ers earn a 20-3 victory over the Vikings on MNF ... recorded a season-high 10 tackles, a tackle for loss and a pass defended @ NYG (10/11) ... playing on TNF vs. Sea (10/22), totaled five tackles before an injury suffered in the second quarter forced him from the game; placed on IR (pectoral) on 10/25 ... when he missed the 49ers Week 8 contest at St. Louis, it snapped a streak of 119 consecutive starts.

2014: During his first season with the 49ers, earned his third career Pro Bowl selection after starting all 16 games for the seventh consecutive season and recorded 121 tackles, a sack, four INTs (one returned for TD), a career-high 10 passes defended and a forced fumble ... named 49ers Bill Walsh Award winner, an award voted on by coaches and given to the team's MVP to honor outstanding individual performance ... marked his eighth career 100-tackle campaign and seventh in a row ... in his 100th consecutive start, registered a season-high 12 tackles, an INT and a forced fumble vs. Phi (9/28) and was named NFC Defensive Player of the Week for the first time in his career; also tackled LeSean McCoy at the SF 2-yard line on a 2nd-n-goal on what would eventually be a game-sealing goal line stand ... posted his first sack as a member of the 49ers @ StL (10/13) and added seven tackles ... recorded his second INT of the season, and 16th of his career vs. StL (11/2) when he picked off an Austin Davis pass in the second quarter; ensuing drive resulted in a 27-yard TD catch by Anquan Boldin to give the Niners a 10-3 lead ... intercepted Drew Brees on the game's opening drive @ NO (11/9), which led to a four-yard TD run and a 7-0 lead on the ensuing possession ... posted the first defensive TD of

BETHEA SWIPES FIVE IN DEBUT SEASON WITH CARDS

In his 12th NFL season - and first with Arizona after signing with the team as a free agent - **S Antoine Bethea** totaled 58 tackles, a sack, a team-high five INTs, seven passes defended, a forced fumble, a QB pressure and a QB hit in 15 games played in 2017. He missed the season finale at Seattle with a pectoral injury.

Bethea's five INTs in '17 set a new career-high.

In the Cardinals Week 16 victory over the NY Giants, Bethea posted the first multi-INT performance of his career - picking off a pair of Eli Manning pass attempts. Bethea had played 176 career games entering the contest.

Bethea is one of just four Arizona safeties in the last 10 years who have recorded at least five INTs in a season, joining Tyrann Mathieu (5 in 2015), Rashad Johnson (5 in 2015) and Adrian Wilson (5 in 2009).

Among all NFL safeties, only two had more INTs than Bethea in 2017.

Bethea's five INTs in 2017 give him 24 for his career. Only five active safeties have more career INTs than Bethea.



NFL Leaders - INTs by Safety (2017)

Rnk	Player (Team)	INT
1	Kevin Byard (Ten)	8
2	Eric Weddle (Bal)	6
3t	Antoine Bethea (AZ)	5
3t	Tre Boston (LAC)	5
3t	Micah Hyde (Buf)	5
3t	Jordan Poyer (Buf)	5
3t	Harrison Smith (Min)	5

NFL Leaders - Career INTs by Safety (Active)

Rnk	Player (Team)	INT
1	Reggie Nelson (Oak)	36
2	Eric Weddle (Bal)	29
3	Mike Adams (Car)	27
4t	Jairus Byrd (Car)	25
4t	Earl Thomas (Sea)	25
6t	Antoine Bethea (AZ)	24
6t	Glover Quin (Det)	24

In Weeks 4-6 this season, Bethea had an INT in three consecutive games for the first time in his career. He became the first Cardinals player with an INT in three consecutive games since CB Patrick Peterson had one in four straight during the 2012 season.



CARDINALS IN THE COMMUNITY

Cardinals safety **Antoine Bethea** has established himself as one of the NFL's leading philanthropists through work with his previous teams (San Francisco 49ers and Indianapolis Colts) and his "Safe Coverage Foundation" which was created in 2011.

The 2013 Indianapolis Colts Water Payton Man of the Year honoree has made it a goal to help youth stay in school and receive a strong education. His foundation is committed to providing access and resources for students to achieve their dreams of a higher education while providing exposure opportunities, enrichment experiences and the tools needed to succeed.

The "Safe Coverage Foundation" offers many different programs for kids including annual youth football camps held in Virginia and Washington D.C., college tours, technology for students enrolled in higher education programs and offering tickets to games throughout the football season.

In his first season with the Cardinals in 2017, Bethea became one of the team's most active players in the Arizona community. He was a regular participant in the Cardinals Milk and Cookies program, visiting elementary schools throughout the Valley to promote literacy by reading to children.

Bethea joined teammates and Cardinals President Michael Bidwill at the team's annual "Help Feed the Hungry" event, serving Thanksgiving dinner to over 500 of those less fortunate at the Phoenix Rescue Mission. He also participated in the Cardinals "Teddy Bear Express" event at Phoenix Children's Hospital. The players delivered white personalized Cardinals teddy bears to children in the pediatric units throughout the hospital.

During the holiday season, Bethea and his "Safe Coverage Foundation" hosted a shopping spree and pizza party for 10 Arizona families in need. Each family received a \$1,000 gift card for the event at Walmart. In the 2018 offseason, Bethea took part in a Gatorade Jr. Training Camp for 150 special needs students from the Gilbert, AZ school district.

Prior to coming to Arizona, Bethea stayed active in the Bay area with various events and appearances. In 2016, Bethea and his "Safe Coverage Foundation" took 10 families shopping at a local northern California Target with a \$1,000 gift card to spend on presents during the shopping spree.

During the 2016 offseason, Bethea hosted the "Antoine Bethea & Friends Celebrity Softball Game" at San Jose Municipal Stadium. The game and home run derby featured various NFL players with all proceeds benefitting Second Harvest Food Bank of San Jose. During the 2015 holiday season, Bethea visited StreetCode Academy in East Palo Alto to help put together toy donations from the "Live in Peace" organization to help empower minority youths. The donations were distributed to The Ronald McDonald House in Richmond, CA. Earlier that year, Bethea took part in "Community Day" at his alma mater, Denbigh High School in Virginia, where local kids played kickball and took part in various activities.

Bethea also partnered with PETA in the past to help spread the message of their various campaigns including the "Ink, Not Mink" movement about saying no to fur and also the "Don't Chain Dogs" program about not mistreating dogs.

More information on his Safe Coverage Foundation is available at www.antoinebethea.com/safe-coverage-foundation/.



his career vs. SD (12/20) when he intercepted Philip Rivers and returned it 49 yards for a TD in the second quarter, giving the 49ers a 21-0 lead.

2013: In his eighth and final season with the Colts, started all 16 games for the sixth consecutive year and posted 110 tackles, a sack, two INTs, six passes defended and a fumble recovery ... also started both of the team's postseason games ... had a big performance in the regular season opener vs. Oak (9/8), finishing with 11 tackles, an INT and a pass defended in the 21-17 victory; with the Colts holding a four-point lead late in the fourth quarter, sealed the Indy win with an INT of a Terrelle Pryor pass at the Colts six-yard line ... recorded nine tackles and recovered a key fumble in the fourth quarter that helped preserve 39-33 victory vs. Den (10/20) ... finished with eight tackles and a pair of passes defended @ Ari (11/24) ... posted a career-high 17 tackles @ Cin (12/8); 17 tackles were the most among all NFL defensive backs in a single game in 2013 ... totaled eight tackles, his first sack of the season, two QB hits and a tackle for loss in the victory vs. Hou (12/15) ... closed out the regular season with 10 tackles and his second INT of the season; intercepted a Chad Henne pass at the Indy 15-yard line and returned it 46 yards to set up FG that gave the Colts a 20-3 lead entering halftime ... led the team with nine tackles and a pass defended in the Colts thrilling 28-point comeback win vs. KC (1/4/14) in an AFC Wild Card matchup ... recorded seven tackles and a pass defended in the Divisional Playoff @ NE (1/11/14).

2012: Started all 16 games at free safety and finished second on the team with 123 tackles (83 solo), adding a career-high two sacks and seven passes defended ... posted 12 tackles and two passes

LEADING ALL DEFENSIVE BACKS IN STOPS

According to Stats, INC., **Bethea** ranks second among active defenders – and leads all NFL defensive backs – with 1,101 career tackles.

Active NFL Leaders – Total Tackles		
Rnk	Player (Team)	Tackles
1	LB Derrick Johnson (KC)	1,146
2	S Antoine Bethea (Ind/SF/Ari)	1,101
3	LB Thomas Davis (Car)	998
4	S Eric Weddle (SD/Bal)	965
5	CB Terence Newman (Dal/Cin/Min)	874

defended in the regular season opener @ Chi (9/9) ... after recording 13 tackles and a pass defended vs. Min (9/16), totaled 25 tackles through the first two games of the season ... led the secondary with 11 tackles in a 19-13 OT victory @ Ten (10/28) ... started his 100th career game on TNF @ Jax (11/8) and led the team with 11 tackles and had the first full sack of his career ... after recording just a half-sack in his first 99 career games, took down Matt Schaub @ Hou (12/16) to give him 2.0 sacks in a span of six games ... started in the team's AFC Wild Card contest @ Bal (1/6/13) and led the Colts with 10 tackles ... named the Colts Ed Block Courage award winner.

2011: Started all 16 games at free safety and ranked second on the team with a career-high 139 tackles while adding a career-high seven passes defended, two forced fumbles and a fumble recovery ... posted eight tackles, a pass defended and recovered his third career fumble vs. Cle (9/18) ... finished



second on the team with 12 tackles vs. KC (10/9) ... led the team with 11 stops and added a pass defended @ NO (10/23) ... tallied nine tackles @ NE (12/4) and topped the 100-tackle mark for the fourth consecutive season and fifth in six career campaigns ... led the team with 11 tackles and added a forced fumble and one pass defended @ Bal (12/11) ... tied for the team lead with 10 stops @ Jax (1/1/12), finishing the season with a career-high 139 tackles.

2010: Started all 16 games for the third consecutive season, starting every game at free safety ... registered his fourth career, and third consecutive, season with at least 100 tackles, leading the team with 106 ... also had a half-sack, an INT, five passes defended and a forced fumble ... had a team-leading 13 tackles and a pass defended @ Hou (9/12) in the regular season opener ... recorded seven tackles and forced a fumble vs. KC (10/10) ... posted six tackles and a half-sack, the first of his career, vs. SD (11/28) ... notched a team-leading and then career-high 15 tackles vs. Dal (12/5) ... finished with five tackles, an INT and two passes defended vs. Jax (12/19) ... started in the team's AFC Wild Card Playoff vs. NYJ (1/8/11) and finished with seven tackles and a forced fumble.

2009: Started all 16 games at free safety and earned his second career Pro Bowl selection after leading the Colts with 120 tackles, four INTs, a career-high two forced fumbles, a fumble recovery and five passes defended ... also started all three postseason contests and totaled 12 tackles, two passes defended and an INT ... tied for the team lead with eight tackles @ Mia (9/21) on MNF and clinched the 27-23 victory with an INT on the final play of the game ... led the team with eight tackles (six solo) while adding an INT, a fumble recovery and a pass defended @ Ari (9/27); gave him an INT in consecutive games for the second time in his career and first time since 2007 ... recorded eight tackles and forced his first career fumble @ Ten (10/11) ... led the team with a season-high 12 tackles @ StL (10/25) ... posted 11 tackles and a forced fumble vs. Hou (11/8) ... finished with eight tackles and an INT vs. NE (11/15) ... had 10 tackles and an INT @ Hou (11/29) ... recorded three tackles, an INT and two passes defended vs. Bal (1/16/10) in the AFC Divisional Playoffs; INT was the fourth of his career in the postseason, which ranks as the third-most in club history ... registered five tackles vs. NYJ (1/24/10) in the AFC Championship Game ... posted four tackles vs. NO (2/7/10) in Super Bowl XLIV.

2008: Appeared in 16 regular season games for the first time in his career with 15 starts at free safety and one start at strong safety ... recorded a team-leading 126 tackles, adding two INTs, a fumble recovery and four passes defended ... also started the Colts AFC Wild Card matchup ... posted 10+ tackles in a game six times ... totaled 11 tackles in two of the first three games of the season, hitting the mark vs. Chi (9/7) in the season opener and again two weeks later vs. Jax (9/21) ... recorded seven tackles and his first INT of the season vs. Bal (10/12) ... totaled 12 tackles, including one tackle for loss, vs. NE (11/2) ... made his lone start of the season at SS @ Pit (11/9) and finished the contest with a season-high 13 tackles ... led the team with 11 tackles and added his second INT of the season @ Cle (11/30) ... finished with seven tackles, two passes defended and posted the first fumble recovery of his career vs. Det (12/14) ... started at FS @ SD (1/3) in the AFC Wild Card game and had five tackles, an INT and a pass defended.

2007: Selected to his first career Pro Bowl after starting all 13 games he appeared in at free safety and totaled 95 tackles, three passes defended and tied for the team lead with four INTs ... inactive for two contests - @ Oak (12/16) and vs. Hou (12/23) - and did not play in the regular season finale vs. Ten (12/30) ... part of the NFL's #2 ranked pass defense that allowed an average of just 172.8 yards per game ... had three games with 10+ tackles and had at least five tackles in 11 of the 13 games he appeared in during the regular season ... totaled 12 tackles and an INT vs. TB (10/7) ... recorded six tackles, his second INT of the season and registered a career-high three passes defended @ Car (10/28) ... tallied a season-high 13 tackles and posted his third INT of the season vs. NE (11/4); his second quarter INT gave him two INTs in his first two career regular season games against the Patriots and QB Tom Brady ... totaled 12 tackles and added his fourth INT of the season in a three-point victory vs. Jax (12/2) ... started at FS in the AFC Divisional game vs. SD (1/13/08) and had seven tackles.

2006: Started 14 games at both strong and free safety as a rookie and totaled 105 tackles (64 solo), an INT and two passes defended for a pass defense that ranked second in the NFL in yards allowed per game (159.3) ... inactive for two contests, @ Ten (12/3) and vs. Cin (12/18) ... started four games and totaled 18 tackles (17 solo), two INTs and four passes defended in the postseason ... made his NFL debut when he started at SS @ NYG (9/10) and recorded six tackles and a pass defended ... had a season-high 12 tackles and a pass defended vs. Jax (9/24) ... finished with 11 stops and his first career INT @ NE (11/5); INT came on a Tom Brady pass on the Patriots opening possession of the game and led to a 7-0 Colts lead in a SNF contest they eventually won 27-20; also posted a season-high two passes defended ... in his first career postseason appearance, finished with three tackles and an INT vs. KC (1/6/07) in the AFC Wild Card Playoff game ... totaled five tackles and an INT in the Divisional matchup @ Bal (1/13/07), giving him an INT in each of his first two career postseason appearances ... recorded six tackles and a pass defended vs. NE (1/21/07) in the AFC Championship Game ... finished with four solo tackles and a pass defended in the Super Bowl XLI victory vs. Chi (2/4/07).

COLLEGE:

Played four seasons at Howard where he was a three-time first-team All-MEAC Conference selection and twice led the team in tackles ... was also named a Black College All-American ... a three-year starter, appeared in 37 games (31 starts) and totaled 309 tackles, seven INTs, three sacks, 12 tackles for loss, seven forced fumbles, two fumble recoveries, 18 passes defended and a blocked kick ... scored two TDs in college, one on a fumble return (26 yards) and one on the return of a blocked kick (26 yards) ... as a senior in 2005, started 10 games and was named first-team All-American by the NFL Draft Report after posting 88 tackles, six passes defended and four INTs ... started 11 games as a junior in '04, totaling 99 tackles, two sacks, four forced fumbles, eight passes defended and three INTs ... started 10 of 11 games played as a sophomore, recording a career-high 109 tackles, a sack, three forced fumbles, two fumble recoveries, four passes defended and a blocked kick ... saw action in five games as a freshman.



PERSONAL:

Name is pronounced "ANN-twahn buh-THAY" ... attended Denbigh (Newport News, VA) High School where he lettered in both football and basketball ... named second-team all-Peninsula District as a junior defensive back and was first-team all-Peninsula District as a linebacker during his senior season ... earned all-area and all-conference honors in basketball as a

senior ... inducted into the Mid-Eastern Athletic Conference (MEAC) Hall of Fame in February of 2015 and was inducted into the Howard University Hall of Fame in 2016 ... as a child, spent two years in Germany where his father, Larry, was stationed in the Army ... met his wife, Samantha, when they were freshman athletes at Howard University ... completed his degree in Administration of Justice in May of 2011.

BETHEA CAREER STATS

Year	Team	GP/GS	Tackles			Sacks		Interceptions					PD	FR	FF	STT
			Solo	Asst	Ttl	Sk	Yds	Int	Yds	Lg	TD	PD				
2006	Ind	14/14	64	41	105	0.0	0	1	38	38	0	5	0	0	0	1
2007	Ind	13/13	47	48	95	0.0	0	4	47	30	0	8	0	0	0	0
2008	Ind	16/16	83	43	126	0.0	0	2	0	0	0	4	1	0	0	0
2009	Ind	16/16	75	45	120	0.0	0	4	19	19	0	5	1	2	0	0
2010	Ind	16/16	77	29	106	0.5	1	1	31	31	0	5	0	1	0	0
2011	Ind	16/16	80	59	139	0.0	0	0	0	0	0	7	1	2	0	0
2012	Ind	16/16	83	40	123	2.0	8	0	0	0	0	7	0	0	0	0
2013	Ind	16/16	80	30	110	1.0	12	2	48	46	0	6	1	0	0	0
2014	SF	16/16	85	36	121	1.0	5	4	71	49t	1	10	0	1	0	0
2015	SF	7/7	45	11	56	1.0	10	0	0	0	0	2	0	0	0	0
2016	SF	16/16	96	39	135	0.0	0	1	0	0	0	3	1	1	0	0
2017	Ariz	15/6	47	11	58	1.0	8	5	51	21	0	7	0	1	0	0
Total		177/168	862	432	1,294	6.5	44	24	305	49t	1	69	5	8	1	

Single Game Highs:

Total Tackles: 17, @ Cincinnati, 12/8/13; **Solo Tackles:** 11, two times, last vs. Dallas, 10/6/16; **Sacks:** 1.0, five times, last vs. Seattle, 11/9/17; **Interceptions:** 2, vs. NY Giants, 12/24/17; **Passes Defended:** 3, @ Carolina, 10/28/07; **Fumble Recoveries:** 1, five times, last @ Arizona, 11/13/16; **Forced Fumbles:** 1, eight times, last @ Washington, 12/17/17; **TDs:** 1, 49-yard INT return, vs. San Diego, 12/20/14.

BETHEA POSTSEASON STATS

Year	Team	GP/GS	Tackles			Sacks		Interceptions					PD	FR	FF	STT
			Solo	Asst	Ttl	Sk	Yds	Int	Yds	Lg	TD	PD				
2006	Ind	4/4	17	1	18	0.0	0	2	16	16	0	4	0	0	0	0
2007	Ind	1/1	4	3	7	0.0	0	0	0	0	0	0	0	0	0	0
2008	Ind	1/1	3	2	5	0.0	0	1	36	36	0	1	0	0	0	0
2009	Ind	3/3	11	1	12	0.0	0	1	0	0	0	2	0	0	0	0
2010	Ind	1/1	7	0	7	0.0	0	0	0	0	0	0	0	1	0	0
2012	Ind	1/1	6	4	10	0.0	0	0	0	0	0	0	0	0	0	0
2013	Ind	2/2	11	5	16	0.0	0	0	0	0	0	2	0	0	0	0
Total		13/13	59	16	75	0.0	0	4	52	36	0	9	0	1	0	

Postseason Single Game Highs:

Total Tackles: 11, vs. Kansas City, 1/4/14; **Solo Tackles:** 7, two times, last vs. Kansas City, 1/4/14; **Interceptions:** 1, four times, last vs. Baltimore, 1/16/10; **Passes Defended:** 2, vs. Baltimore, 1/16/10; **Forced Fumbles:** 1, vs. New York Jets, 1/8/11.



ALEC BLOOM

COLLEGE: Connecticut
HOMETOWN: Ligonier, PA
DOB: April 3, 1996

HOW ACQUIRED: FA-18

◆ **ROOKIE** ◆

87 | TIGHT END | 6-6 | 253

COLLEGE CAREER:

Played 48 games (28 starts) and caught 45 passes for 597 yards and four TDs at UConn ... named to the 2017 preseason John Mackey Award watch list and had five catches for 101 yards and a TD as a senior ... started 11 of the 13 games he appeared in as a junior in 2016, posting 15 receptions for 142 yards and a TD ... as a sophomore in 2015, established career highs with 22 receptions for 314 yards with a TD while starting 11 of 13 games played ... appeared in 11 games as a true freshman in 2014, catching three passes for 40 yards and a TD ... named to the American Athletic Conference All-Academic Team.

PERSONAL:

Attended Ligonier Valley (PA) High School where he was named to the Pennsylvania Sportswriters Class AA All-State team as a senior and earned a spot on the USA Today All-Pennsylvania team ... first-team TE on the Tribune-Democrat's All-Area Team ... represented Pennsylvania in the Big 33 Classic in 2014 in Hershey. ... finished his senior year with 45 receptions for 830 yards and 12 TDs and also rushed for 79 yards and a score ... also played outside linebacker and recorded 57 tackles and a sack ... Exploratory major.

**EVAN BOEHM****COLLEGE:** Missouri**HOW ACQUIRED:** D4/16 (128th)**YEARS NFL/CARDINALS:** 3/3**HOMETOWN:** Lee's Summit, MO**DOB:** August 19, 1993**70 | OFFENSIVE LINEMAN | 6-3 | 310****NOTE CARDS**

- The Cardinals fourth round selection (128th overall) in the 2016 NFL Draft, Boehm became the first center selected by the Cardinals since the team took Nick Leckey in the sixth round (167th overall) in 2004.
- Appeared in 31 games (9 starts) during his first two NFL seasons, including eight starts at right guard in 2017.
- Boehm and Cardinals LB Markus Golden are good friends who entered the University of Missouri

together in 2012. Both served as team captains for the Tigers.

- Started all 52 games during his four seasons at Missouri, establishing a school record for starts. His 52 consecutive starts were the fourth-longest active streak in the nation at the end of the 2015 regular season – and was the top total among players from a Power-5 conference.
- Offered a scholarship to Missouri when he was in eighth grade, prior to starting high school.

PRO CAREER:

The Cardinals fourth-round selection (128th overall) in the 2016 NFL Draft, Boehm started nine of 31 games played at RG during his first two NFL seasons.

2017: Played in 15 games with eight starts during his second NFL season ... started at RG and played every snap in Weeks 1-5 ... saw action on offense and special teams vs. TB (10/15) ... played on special teams in Weeks 7-11 ... reported as eligible and lined up at fullback on Elijaah Penny's one-yard TD plunge vs. LAR (12/3) ... started at RG for an injured Earl Watford @ Was (12/17), vs. NYG (12/24) and @ Sea (12/31); helped the Cardinals rush for 141 yards against the Redskins and 116 yards in the season finale against the Seahawks.

2016: Played in all 16 games, starting season finale at RG ... appeared on special teams in first 15 games ... made his NFL debut vs. NE (9/11) ... played final three snaps of the game at center vs. TB (9/18) ... appeared at fullback on David Johnson's TD run in the first quarter @ Min (11/20) ... played as a FB on one-yard TD pass on game-opening drive @ Atl (11/27) ... saw most extensive action on offense when he came in at RG after Taylor Boggs left the game injured in the first half @ Sea (12/24); helped Cardinals allow just one sack and run for three TDs ... made first career start at RG and helped Cardinals allow just one sack and score season-high 44 points @ LAR (1/1/17).

COLLEGE:

A four-year starter at Missouri, establishing a school record with 52 consecutive starts ... started 12 games at left guard as a true freshman before starting 40 consecutive games at center in his final three years after switching positions prior to his sophomore campaign ... a team captain as a senior in 2015, starting all 12 games at center ... moved his career start log

to 52 consecutive games, establishing a new school record (previous was 50 by TE Martin Rucker, C Adam Spieker and CB Carl Gettis) ... 52 consecutive starts marked the fourth-best active streak in the nation at the end of the regular season and the top mark among players from a Power-5 conference ... named preseason All-SEC third-team and was on both the Rimington and Outland Trophy watch lists ... started all 14 games for the second consecutive season as a junior, pushing his consecutive starts streak to 40 games ... named to the Rimington Trophy and Outland Trophy watch lists ... started all 14 games at center as a sophomore, giving him 26 consecutive starts since arriving to Columbia in 2012 ... opened holes for Tiger rushing attack (237.9 yards per game) that ranked second in the SEC and 16th in the NCAA ... first game action at center came in season opener against Murray State after he moved to the position during spring drills in the spring ... as a true freshman in 2012, helped solidify an offensive line decimated with injuries and started all 12 games at left guard ... earned first-team Freshman All-American status from College Football News and was the only Tiger offensive lineman that started every game.

PERSONAL:

Last name pronounced "BAME" (rhymes with 'name') ... one of the top prep recruits in the nation out of Lee's Summit (MO) West High School, Boehm was a three-time All-State selection and 2011 ESPN first-team All-American and was the recipient of the prestigious Simone Award as the top prep player in the Kansas City area, becoming the first offensive lineman ever to earn the award ... helped lead Lee's Summit West to the 2010 Missouri State Class 5 Championship in football ... an accomplished all-around athlete, also won state championships in both wrestling (heavyweight division) and track and field (discus) ... father, Royce, was his high school football coach.

BOEHM CAREER STATS

Year	Team	GP/GS
2016	Ariz	16/1
2017	Ariz	15/8
Total		31/9



SAM BRADFORD

COLLEGE: Oklahoma

HOW ACQUIRED: UFA-18 (Vikings)

YEARS NFL/CARDINALS: 9/1

HOMETOWN: Oklahoma City, OK

DOB: November 8, 1987

9 | QUARTERBACK | 6-4 | 224

NOTE CARDS

- Selected by the Rams with the first overall pick in the 2010 NFL Draft, Bradford signed with the Cardinals as a free agent on 3/15/18 after spending his first eight NFL seasons with the Rams (2010-14), Eagles (2015) and Vikings (2016-17).
- Has started all 80 games he has appeared in, completing 1,805-of-2,887 pass attempts (62.5) for 19,049 yards, 101 TDs, 57 INTs and an 85.1 passer rating.
- Has thrown for 3,500+ yards in a season four times and thrown for 20+ TDs twice. Between 2015 and 2016 he made 29 starts with the Eagles (14 in 2015) and Vikings (15 in 2016) and completed 741-of-1,084 pass attempts (68.4%) for 7,602 yards, 39 TDs, 19 INTs and a 92.9 passer rating.
- Posted his best season as a pro with the Vikings in 2016 when he established an NFL single-season record for completion percentage (71.6%). That record was eclipsed by Drew Brees (72.0) in 2017.
- During the '16 season, became the first player in NFL history to throw five-or-fewer INTs while attempting 550+ passes in a season (threw five INTs on 552 attempts that year).
- In 2016, only Dak Prescott (12) and Aaron Rodgers (11) went more games without an INT than Bradford (10). Only four QBs had more games with a 100+ passer rating than Bradford (8): Matt Ryan (12), Dak Prescott (11), Drew Brees (9), Aaron Rodgers (9).
- In 17 starts over two seasons with the Vikings (2016-17), Bradford completed 71.8% of his pass attempts, with 23 TDs, five INTs and a passer rating of 101.1. He completed at least 70% of his pass attempts in 12 of his 17 starts with Minnesota.
- In his last 25 starts dating back to the 2015 season, has gone without an INT 16 times and threw multiple INTs in a game just once.
- During his only season with the Eagles in 2015, set the franchise record for completions (346, since broken by Carson Wentz) and completion percentage (65.0). His 3,725 passing yards that season is the fifth-best single-season total in team history.
- Named the 2010 AP NFL Offensive Rookie of the Year after setting NFL rookie records with 354 completions and 590 pass attempts. At the time, his 3,512 passing yards ranked second in league history by a rookie, behind only Peyton Manning (3,739 in 1998).
- The 2008 Heisman Trophy winner at the University of Oklahoma, Bradford became the second underclassman in NCAA history to win the Heisman Trophy. He is one of just 21 Heisman Trophy winners that went on to be selected first overall in the NFL Draft.

PRO CAREER:

Originally drafted by the St. Louis Rams with the first overall selection in the 2010 NFL Draft. Traded to the Philadelphia Eagles on 3/10/15 and signed a two-year extension with Philadelphia on 3/1/16. Traded to the Minnesota Vikings on 9/3/16. Signed a two-year contract with the Cardinals on 3/15/18 as a free agent.

2017: Started both games he appeared in with the Vikings, spending most of the season on IR/Designated to Return with a knee injury ... earned NFC Offensive Player of the Week honors for the first time in his career after completing 27-of-32 pass attempts (84.4%) for 346 yards, three TDs, no INTs and a career-high 143.0 passer rating in a MNF victory vs. NO (9/11); became the second Vikings QB in history to throw for 300+ yards with multiple TD passes and a completion percentage of 80+ in a game (Favre vs. NYG, 1/3/10); led the offense to an opening weekend franchise record 470 yards of total offense ... started @ Chi (10/9) but left in the second quarter due to a knee injury ... inactive Weeks 2-4 and Weeks 6-8

due to a knee injury ... placed on IR/Designated to Return on 11/8 ... returned to practice on 1/2/18 and was activated to the 53-man roster on 1/13/18 ... active but DNP in the Divisional Round matchup vs. NO (1/14/18) and in the NFC Championship Game @ Phi (1/21/18).

2016: Acquired by Minnesota in a trade with Philadelphia just 11 days prior to the season-opener and started the final 15 games, throwing for a career-high 3,877 yards, 20 TDs, 5 INTs and a career-high 99.3 passer rating (6th in the NFL) on 395-of-552-passing (71.6%) ... set an NFL single-season record for completion percentage (71.6%), which was surpassed by Drew Brees in 2017 (72.0%) ... became the first player in NFL history to post at least 11 games with a completion percentage of 70+ in a single season, and joins Brees (13 in 2017) as the only players in league history to accomplish the feat ... his 395 completions established a franchise single-season record, marking the second time in two seasons, with two different teams, he set a franchise record for completions ... became the first



QB in NFL history to throw five-or-fewer INTs while attempting more than 550 passes in a season ... registered a franchise-low 0.9% INT rate ... posted a 100+ passer rating a career-high eight times (tied for 2nd in franchise history) and had 10 games without an INT (tied for most in team history) ... sat out Week 1 @ Ten (9/14) after being acquired via trade just 11 days prior ... completed 22-of-31 passes (71.0%) for 286 yards, two TDs and a 121.2 passer rating in the first-ever regular season game at U.S. Bank Stadium vs. GB (9/18); ranks in the top-five in multiple passing categories by a QB a debut game for the Vikings: passing yards (1st), passer rating (5th) and completions (2nd) ... recorded 273 yards, a TD and a 103.4 passer rating on 31-of-40 passes (77.5%) vs. Det (11/6); connected with 10 different receivers against the Lions, including himself, becoming the just the seventh QB in team history to catch his own pass ... connected on a then career-best 83.8% of his pass attempts (31-of-37) @ Det (11/24), the sixth-best single-game mark in franchise history ... posted 247 yards, a TD and a 91.6 passer rating on 32-of-45 attempts (71.1%) vs. Dal (12/1); went seven-of-eight for 59 yards and a TD on the Vikings fourth quarter scoring drive against the Cowboys ... registered a career-high 382 yards, three TDs and a 110.6 passer rating on 34-of-50 passing (68.0%) @ GB (12/24) ... completed 25-of-33 attempts (75.8%) for 250 yards, three TDs, an INT and 114.5 passer rating in the season finale vs. Chi (1/1/17).

2015: During his lone season with Philadelphia, started all 14 games he appeared in and established Eagles single-season records for completions (346) and completion percentage (65.0%) while totaling the fifth-most passing yards in team history (3,725) ... in his first regular season game since 10/20/13, threw for 336 yards and a TD after completing 36-of-52 pass attempts (69.2%) @ Atl (9/14); set a career high in completions and recorded the third-highest yardage

total of his career ... recorded the second-highest (now fourth-highest) passer rating of his career (122.6) @ Was (10/4), completing 15-of-28 pass attempts for 270 yards and three TDs, including scoring strikes of 62 yards (Riley Cooper) and 39 yards (Miles Austin) ... completed 32-of-45 attempts (71.1%), including connections with nine different receivers for 333 yards and two TDs in a win vs. NO (10/11); his 333 passing yards marked the fourth-highest total of his career (now eight-highest) and his ninth 300-yard passing game (second as an Eagle) ... on his 28th birthday, connected with Jordan Matthews on a 41-yard TD on the team's first possession of overtime in a 33-27 win @ Dal. (11/8); completed 25-of-36 pass attempts (69.4%) for 295 yards a TD for a passer rating of 103.4 in the win ... recorded his second-straight game with a passer rating over 100, completing 19-of-25 pass attempts (76.0%) for 236 yards and a TD for a 118.1 rating before exiting the game in the third quarter with a left shoulder injury and concussion vs. Mia (11/15) ... missed the next two games: vs. TB (11/22) and @ Det (11/26) ... in his return to the lineup, had a passer rating of 99.3 after completing 14-of-24 pass attempts for 120 yards and two TDs in a win @ NE (12/6); marked the first time in his career that he posted a passer rating of 99+ in three straight starts ... hit Nelson Agholor for a 53-yard TD and completed 23-of-38 pass attempts for 247 yards in a win vs. Buf (12/13); the 53-yard TD pass was the third longest of his career and his seventh-career TD of 40-plus yards ... threw for 361 yards and two TDs, including a 78-yard strike to Matthews, vs. AZ (12/20) ... tied a franchise record with 37 completions and threw for a then career-best 380 yards vs. Was (12/26) ... completed 30-of-38 attempts (78.9%) for 320 yards, two TDs and a 108.3 passer rating in the season finale @ NYG (1/3/16); his 78.9 completion percentage was the highest ever by an Eagle with more than 30 attempts.

A COMPLETE PASSER

In his last two full seasons as a starter (2015-16), QB **Sam Bradford** established franchise single-season records for completions with two different teams.

With the Eagles in 2015, Bradford started 14 games and established a franchise record with 246 completions. Starting for Minnesota a year later, he set a Vikings franchise record with 395 completions in 2016.

Bradford has been one of the NFL's most accurate passers over the last few seasons. In 31 starts over the last three seasons, Bradford has completed 68.6% of his pass attempts (773-of-1,127). Only Saints QB Drew Brees (70.0) has completed a higher percentage of his pass attempts during that span.

NFL Leaders – Completion Percentage (2015-17)

Rnk	Player (Team)	Pct.	Com	Att
1	Drew Brees (NO)	70.0	1,285	1,836
2	Sam Bradford (Phi/Min)	68.6	773	1,127
3	Kirk Cousins (Was)	67.0	1,132	1,689
4	Matt Ryan (Atl)	66.9	1,122	1,677
5	Alex Smith (KC)	66.7	976	1,464

During the 2016 season, Bradford established an NFL single-season record with a 71.6 completion percentage. That record was broken by Drew Brees (72.0) in 2017.

NFL Record – Completion Percentage (Season)

Rnk	Player (Year)	Pct.	Com	Att
1	Drew Brees (2017)	72.0	386	536
2	Sam Bradford (2016)	71.6	395	552
3	Drew Brees (2011)	71.2	468	657
4	Drew Brees (2009)	70.6	363	514
5	Ken Anderson (1982)	70.6	218	309



2014: Suffered a season-ending knee injury in a preseason game vs. Cleveland and was placed on injured reserve on 8/24.

2013: Started the first seven games of the season before a knee injury landed him on injured reserve ... ranked eighth in the NFL in completions (159) and was tied for fifth in the NFL with 14 TD passes before suffering the injury in Week 7 ... at the time of his injury, had at least one TD pass in 11 consecutive games ... in a season-opening victory vs. AZ (9/8), completed 27-of-38 pass attempts (71.1%) for 299 yards, two TDs and a 100.7 passer rating; led the Rams on three scoring drives in the final 15 minutes as St. Louis overcame an 11-point fourth quarter deficit; completed three-of-four pass attempts for 37 yards to get the Rams in FG position for the game-winning kick with under a minute left in regulation; rushed for a two-point conversion in the fourth quarter to bring the Rams within three points ... threw for 352 yards, three TDs and on INT after completing 32-of-55 attempts @ Atl (9/15); marked his seventh career game with 300+ yards and fourth career game with three TD passes; also marked his fourth consecutive game without a sack (longest streak for a Rams QB since 1973) ... completed 19-of-34 pass attempts for 222 yards three TDs, no INTs and a 105.3 passer rating in a 34-20 win vs. Jax (10/6); Rams improved to 7-1-1 in games Bradford had a passer rating of 100.0+ ... connected on 12-of-16 attempts (75.0%) for 117 yards, three TDs, no INTs and a then career-high 134.6 passer rating in a 38-13 win @ Hou (10/13); marked his third game of the season (sixth of his career) with three TDs; despite having made just six starts, the three games with three TD passes marked a career high ... completed 21-of-30 attempts for 255 yards and a TD before a knee injury knocked him out of the game in the fourth quarter @ Car (10/20) ... placed on injured reserve (knee) on 10/23.

2012: For the second time in his first three seasons, started all 16 games for the Rams ... completed 328-of-551 attempts for 3,702 yards, 21 TDs, 13 INTs and an 82.6 passer rating ... his 21 TD passes remain a career single-season high ... threw for 198 yards and a TD with a passer rating of 105.1 after completing 17-of-25 attempts in the season opener @ Det (9/9) ... completed 74.3% of his attempts (26-of-35) for 310 yards, three TDs and a passer rating of 117.6 vs. Was (9/16); marked his fourth career 300-yard outing and second career game with three TD passes; also marked his fifth career outing with a 100+ passer rating, and second in a row to open the season ... threw two TD passes, including a 51-yarder to Chris Givens in the fourth quarter, in a Thursday Night Football victory vs. AZ (10/4) ... completed 26-of-39 attempts (66.7%) for 315 yards and rushed for a career-high 34 yards @ Mia (10/14); scored on a one-yard rushing TD in the fourth quarter, his second career rushing TD ... connected on 26-of-39 attempts (66.7%) for 275 yards and two TDs @ SF (11/11); posted a passer rating of 104.1, his sixth career game with a 100+ passer rating and third of the season ... threw for 205 yards and two TDs with a passer rating of 106.3 in a victory @ AZ (11/25); marked his second-highest passer rating of the season (117.6 vs. Was in Week 2) and his fourth game with a 100+ rating on the year; threw a pair of 37-yard TD passes, one to Lance Kendricks

TOP PERFORMANCES

Bradford has thrown for 300+ yards in a game 15 times in his career, with his career-high mark of 382 yards coming on 12/24/16 at Green Bay.

Bradford's Career 300-Yard Performances

Yards	Opponent
382	12/24/16 @ Green Bay
380	12/26/15 vs. Washington
377	12/16/12 vs. Minnesota
361	12/20/15 vs. Arizona
352	9/15/13 @ Atlanta
346	9/11/17 vs. New Orleans
336	9/14/15 @ Atlanta
333	10/11/15 vs. New Orleans
331	9/19/11 @ New York Giants
328	10/16/11 @ Green Bay
320	1/3/16 @ New York Giants
315	10/14/12 @ Miami
310	9/16/12 vs. Washington
308	11/28/10 @ Denver
307	11/13/16 @ Washington

Bradford has posted a passer rating of 100+ in 23 of his NFL starts, with his teams posting a 16-6-1 record in those contests.

Bradford's Career Starts w/100+ Passer Rating

Rating	Opponent
143.0	9/11/17 vs. New Orleans (W)
134.6	10/13/13 @ Houston (W)
123.1	10/9/16 vs. Houston (W)
122.6	10/4/15 @ Washington (L)
121.2	9/18/16 vs. Green Bay (W)
118.1	11/15/15 vs. Miami (L)
117.6	9/16/12 vs. Washington (W)
114.5	1/1/17 vs. Chicago (W)
113.3	11/28/10 @ Denver (W)
112.4	10/31/10 vs. Carolina (W)
110.6	12/24/16 @ Green Bay (L)
108.3	1/3/16 @ New York Giants (W)
107.0	12/26/10 vs. San Francisco (W)
106.5	12/11/16 @ Jacksonville (W)
106.3	1/25/12 @ Arizona (W)
105.3	10/6/13 vs. Jacksonville (W)
105.1	9/9/12 @ Detroit (L)
104.9	11/13/16 @ Washington (L)
104.1	11/11/12 @ San Francisco (T)
103.4	11/6/16 vs. Detroit (L)
103.4	11/8/15 @ Dallas (W)
101.9	10/3/16 vs. New York Giants (W)
100.7	9/8/13 vs. Arizona (W)

in the second quarter and one to Chris Givens in the third quarter ... threw for 196 yards and two TDs in a 28-13 victory @ TB (12/23); his 80-yard TD pass to Kendricks in the third quarter remains the longest TD pass of his career.

2011: Started 10 games, missing six due to an ankle injury ... completed 91-of-357 attempts for 2,164 yards and six TDs ... posted a then-career-high 331 passing yards @ NYG (9/19) ... threw for 321 yards on 28-of-44 passing @ GB (10/16) ... completed 15-of-25 pass attempts (60.0%) for 155 yards and a TD in leading the Rams to a victory @ Cle (11/13) ... threw for 203 yards, a TD and posted a season-high 85.8 passer rating vs. AZ (11/27) ... missed the final six games due to a high ankle sprain.



2010: Received NFL Offensive Rookie of the Year honors from the Associated Press after starting all 16 games in his inaugural season ... completed 354-of-590 attempts for 3,512 yards, 18 TDs, 15 INTs and a 76.5 passer rating ... both his completion total (354) and pass attempt total (590) established NFL rookie records while his yardage (3,512) marked the second-highest total in league history by a rookie behind only Peyton Manning's 3,739 yards in 1998 ... established an NFL rookie-record 174-consecutive passes without an INT in a streak that spanned six games ... one of only three QBs to take all of his team's snaps in 2010 and was just the fourth rookie QB in NFL history to accomplish that feat in a 16-game season ... had 253 yards and a TD in his first career start, completing 32 of 55 passes vs. AZ (9/12) ... completed a season-high 78.1% of his pass attempts (25-of-32) and posted his first career game with a 100+ passer rating (112.4) after throwing for 191 yards and two TDs in a victory vs. Car (10/31) ... recorded his first career 300-yard outing @ Den (11/28), throwing for 308 yards and a season-high three TDs with a 113.3 passer rating ... completed 28-of-37 attempts (75.7%) for 292 yards, a TD and a 107.0 passer rating in a victory vs. SF (12/26).

COLLEGE:

Became just the second underclassman in NCAA history to win the Heisman Trophy after leading the country in TD passes (50) and passing efficiency (180.84) as a sophomore at Oklahoma in 2008 ... also won the Davey O'Brien Award, Sammy Baugh Trophy and the Chic Harley Award following the 2008 campaign ... became the program's all-time leader in 15 categories,

including passing yards (8,403), passing TDs (88) and completion percentage (67.6) as a three-year starter ... eclipsed the 8,000-yard passing mark for the first time in program history as a redshirt junior in 2009 ... led the Sooners to the 2008 BCS National Championship Game and became the first OU QB to win multiple Big 12 titles ... earned Big-12 Offensive Player of the Year and first-team All-American honors by the Associated Press and Sporting News after setting school records for passing yards (4,720), total offense (4,767), TDs (50) and 300-yard passing games (12) ... finalist for the Manning Award (nation's top QB) as a redshirt freshman after setting an NCAA freshman record with 36 TD passes ... named Sporting News Freshman of the Year and garnered freshman All-American honors from several outlets ... redshirted as a true freshman in 2006.

PERSONAL:

Named to the Oklahoma Coaches Association All-State Team and 2nd-team all-state squad by The Oklahoman after throwing for 2,422 yards and 19 TDs as a senior at Putnam City North (OK) High School ... also earned all-city honors as a junior ... standout basketball player, averaging 18.4 points and 10.5 rebounds as a senior ... also starred on the golf team ... remains active with St. Jude's Hospital in Oklahoma City ... rang the opening bell at the New York Stock Exchange three days after winning the Heisman Trophy; the Dow rose 100 points that day ... father, Kent, was a two-year (1977-78) letterman on the Oklahoma offensive line ... is of one-sixteenth Cherokee descent, as his father had a great-grandmother, Susie Walkingstick, who was a full-blood Cherokee.

BRADFORD CAREER STATS

Passing

Year	Team	GP/GS	Att	Cmp	Pct	Yds	Yds/Att	TD	Int	Lg	Sk	Yds Lst	Rating
2010	StL	16/16	590	354	60.0	3,512	6.0	18	15	49	34	244	76.5
2011	StL	10/10	357	191	53.5	2,164	6.1	6	6	68	36	248	70.5
2012	StL	16/16	551	328	59.5	3,702	6.7	21	13	80t	35	233	82.6
2013	StL	7/7	262	159	60.7	1,687	6.4	14	4	73	15	97	90.9
2014	StL	Injured Reserve - Knee											
2015	Phi	14/14	532	346	65.0	3,725	7.0	19	14	78t	28	200	86.4
2016	Min	15/15	552	395	71.6	3,877	7.0	20	5	71t	37	276	99.3
2017	Min	2/2	43	32	74.4	382	8.9	3	0	44	5	40	124.4
Total		80/80	2,887	1,805	62.5	3,165	6.6	101	57	80t	190	1,338	85.1

Rushing

Year	Team	Att	Yds	Avg	Lg	TD
2010	StL	23	63	2.3	17	1
2011	StL	18	26	1.4	17	0
2012	StL	36	124	3.4	21	1
2013	StL	15	31	2.1	23	0
2014	StL	Injured Reserve				
2015	Phi	26	39	1.5	14	0
2016	Min	20	53	2.7	24	0
2017	Min	2	-3	-1.5	-1	0
Total		144	333	2.3	24	2

Single Game Highs:

Attempts: 56, vs. Washington, 12/26/15; **Completions:** 37, vs. Washington, 12/26/15; **Passing Yards:** 382, @ Green Bay, 12/24/16; **Passing TDs:** 3, 10 times, last vs. New Orleans, 9/11/17; **Passer Rating:** 143.0, vs. New Orleans, 9/11/17; **Completion Pct.:** 84.4%, vs. New Orleans, 9/11/17; **Long Pass:** 80t, @ Tampa Bay, 12/23/12; **Rushing Yards:** 34, @ Miami, 10/14/12; **Rushing TDs:** 1, two times, last @ Miami, 10/14/12; **Long Run:** 24, vs. Chicago, 1/1/17.



AARON BREWER

COLLEGE: San Diego State

HOW ACQUIRED: FA-16

YEARS NFL/CARDINALS: 7/3

HOMETOWN: Fullerton, CA

DOB: July 5, 1990

46 | LONG SNAPPER | 6-5 | 232

NOTE CARDS

- Originally entered the league as a rookie free agent with Denver in 2012 and has played in Arizona the last two seasons (2016-17).
- Re-signed with the Cardinals in the offseason, signed a four-year contract on 3/7/18 as a free agent.

PRO CAREER:

Originally signed by the Denver Broncos as a rookie free agent on 4/29/12. Signed a contract extension with Broncos on 3/5/15. Released on 3/8/16 and signed with Chicago Bears on 3/16/16. Released on 9/5/16. Signed with Cardinals on 9/28/16. Signed a four-year contract with the Cardinals on 3/7/18.

2017: Played in eight games, missing Weeks 6-14 due to a wrist injury ... snapped on Phil Dawson's 30-yard game-winning FG in OT @ Ind (9/17) ... tackled WR Ryan Switzer after a two-yard punt return vs. Dal (9/25) ... snapped on all four of K Phil Dawson's made FGs, who combined with 49ers K Robbie Gould (five) to match a single-game NFL record for the most made FGs vs. SF (10/1) ... tallied a special teams tackle @ Phi (10/8); left the game with a wrist injury in the first quarter and did not return to the game ... placed on injured reserve (wrist) on 10/9 and activated from the injured reserve/designated for return list on 12/15 ... snapped on all five of Dawson's FGs in his first appearance since Week 5 @ Was (12/17).

2016: Played in final 13 games as long snapper ... had two special teams tackles ... signed with Cardinals on 9/28 ... made season debut vs. LAR (10/2) ... registered first special teams tackle of the season @ Atl (11/27) ... recorded a special teams tackle @ LAR (1/1/17).

2015: Served as long snapper in every game for the fourth consecutive season ... appeared in all three postseason contests, including the Broncos victory in Super Bowl 50 vs. Car (2/7/16) ... had a special teams tackle in Divisional Playoff vs. Pit (1/17/16).

2014: Served as long snapper in all 16 games ... tied career high with three special teams tackles ... snapped for Connor Barth when he tied franchise records for FGs in a game with five in two separate games: @ KC (11/30) and @ SD (12/14) ... snapped in Divisional Playoff vs. Ind (1/11/15).

2013: Served as long snapper in every game and collected two special teams tackles ... snapped on Matt Prater's NFL-record 64-yard FG vs. Ten (12/8) ... also played in all three playoff games, including Super Bowl XLVIII vs. Sea (2/2/14).

2012: After winning the long snapper job during training camp as a rookie free agent, played in all 16 games and had a career-high three special teams tackles ... made his NFL postseason debut in Divisional Playoff vs. Bal (1/12/13).

COLLEGE:

Appeared in all 50 games in four years ... was a four-time All-Mountain West Conference selection ... had 15 career special teams tackles, including six as a senior in 2011 ... part of special teams unit that converted 160-of-170 PATs and 41-of-66 FGAs ... contributed to punting team that averaged 42.4 yards on 250 punts.

PERSONAL:

Attended Troy (Fullerton, CA) High School where he was an all-conference linebacker as a senior and served as the team's long snapper ... rated as the No. 3 long snapper in the nation by chrissailerkicking.com after his senior season ... also was a member of the track and field team ... majored in Finance.

BREWER CAREER STATS

Year	Team	GP/GS	STT
2012	Den	16/0	3
2013	Den	16/0	2
2014	Den	16/0	3
2015	Den	16/0	0
2016	Ariz	13/0	2
2017	Ariz	8/0	2
Total		85/0	12

BREWER POSTSEASON STATS

Year	Team	GP/GS	STT
2012	Den	1/0	0
2013	Den	3/0	0
2014	Den	1/0	0
2015	Den	3/0	1
Total		8/0	1

**DEONE BUCANNON**

COLLEGE: Washington State
HOW ACQUIRED: D1/14 (27th)
YEARS NFL/CARDINALS: 5/5

HOMETOWN: Fairfield, CA
DOB: August 30, 1992

20 | DOLLAR LINEBACKER | 6-1 | 211

NOTE CARDS

- The Cardinals first-round selection (27th overall) in the 2014 NFL Draft, Bucannon became just the second safety ever selected by the team in the first round, and first since Ken Greene (19th overall) in 1978.
- Has played in the box as a dollar linebacker during his first four NFL seasons, appearing in 57 games (50 starts) and recorded 392 tackles, 6.0 sacks, an INT (returned for a TD), 13 passes defended, four fumble recoveries and six forced fumbles. He has also appeared in all three postseason games (two starts) in that span, posting 22 tackles and a pass defended.
- Led the team in tackles in both 2015 and 2016. Had a team-high 100 tackles in 2016 despite missing last three games on injured reserve (ankle). Led the team with a career-high 127 total tackles in 2015.
- Recorded 90 tackles in 2017 despite missing four games due to an ankle injury.
- Named the "NFC Defensive Player of the Week" for his performance in the Week 15 victory over the Eagles in 2015. Bucannon had the first INT of his career against Philly and returned it 39 yards for his first career TD. He also led the Cardinals with 11 tackles in the game.
- During his rookie season in 2014, started nine of 16 regular season games and also appeared in the team's Wild Card matchup. He registered 75 tackles, two sacks, two passes defended, a forced fumble and a fumble recovery during the regular season as he was named to the PFWA's All-Rookie team as a safety.

PRO CAREER:

The Cardinals first-round selection (27th overall) in the 2014 NFL Draft, Bucannon has appeared in 57 regular season games (50 starts) and three postseason games (two starts) during his first four NFL seasons.

2017: Totaled 90 tackles (second on the team), a sack, an INT, three passes defended and two forced fumbles in 12 games (all starts) for the NFL's sixth-ranked defense ... missed Weeks 1-3 and 13 due to an ankle injury ... made his season debut with one tackle and one pass defended vs. SF (10/1) ... started and played every defensive snap, totaling nine tackles @ Phi (10/8) ... matched a team high with eight tackles vs. TB (10/15) ... led the team with a season-high 14 tackles and his second career INT @ LAR (10/22) ... matched a game high with 12 tackles, adding one pass defended and forcing a fumble @ Hou (11/19) ... left the game with an ankle injury on the Jaguars second offensive possession vs. Jax (11/26) ... collected five tackles for a defense that held the Titans to 204 total net yards (fewest by any opponent in 2017) vs. Ten (12/10) ... tallied a game-high nine tackles for a defense that held the Redskins to a season-low 31 rushing yards @ Was (12/17) ... recorded eight tackles, a sack, a pass defended and a forced fumble, which was returned 21 yards for a TD by Robert Nkemdiche vs. NYG (12/24); his performance against the Giants was just the second time in his career he tallied a sack, a pass defended and a forced fumble (vs. GB on 12/27/15) ... had six tackles for a defense that held the Seahawks to 1-of-12 (8%) on third down in the season finale win @ Sea (12/31).

2016: Started first 13 games before being placed on injured reserve with an ankle injury ... led the team for second straight season with 100 tackles and added seven tackles for loss, four passes defended, one fumble recovery, two QB hits, two QB pressures and two special teams tackles ... collected six tackles and one special teams tackle vs. NE (9/11) ... recorded six tackles, including one for loss vs. TB (9/18); also had one pass defended, one QB pressure and a QB hit ... had four tackles and one special teams tackle @ Buf (9/25) ... registered five tackles vs. LAR (10/2) ... posted a career-high and team-leading 15 tackles, including 12 solo stops and one tackle for loss @ SF (10/6) ... notched five tackles and one pass defended vs. NYJ (10/17) ... tied career high with a team-best 15 tackles vs. Sea (10/23); marked second 15-tackle performance in three-game span ... shared team lead with 10 tackles and had one pass defended @ Car (10/30) ... collected a team-best eight tackles, including one for loss, and added one pass defended vs. SF (11/13) ... recovered a Sam Bradford fumble in the fourth quarter to help set up a TD @ Min (11/20); also tied for team lead with seven tackles ... had five tackles @ Atl (11/27) ... led the team with both eight tackles and three tackles for loss vs. Was (12/4) ... recorded six tackles, including one for loss @ Mia (12/11); left game with an ankle injury ... placed on injured reserve (ankle) on 12/13.

2015: Started all 16 games at the team's dollar LB position and led the Cardinals with a career-best 127 tackles ... tied for team lead with 17 tackles for loss, three forced fumbles and two fumble recoveries ... added one INT that he returned for a TD, three



sacks, four passes defended, two QB pressures, two QB hits and three special teams tackles ... had seven or more tackles in 12 of 16 games and led the team in tackles eight times ... started both postseason games and totaled 16 tackles ... tied previous career high with eight tackles and forced a Jay Cutler fumble in the second quarter @ Chi (9/20); also had one tackle for loss ... led the team with 13 tackles, including a team-best three for loss @ Det (10/11) ... recorded first sack of the season on Russell Wilson in the third quarter @ Sea (11/15); led the team with seven solo tackles, including one for loss ... recovered an Andy Dalton fumble in the fourth quarter to help set up a FG vs. Cin (11/22); sacked Dalton for an 11-yard loss earlier in the fourth quarter and totaled eight tackles, two for loss, and a pass defended ... notched five tackles, including one for loss @ SF (11/29); tackled Shaun Draughn for a six-yard loss on 2nd-n-1 in the fourth quarter to help force a punt and set up game-winning TD drive ... forced and recovered a Jairus Wright fumble at the AZ 15 in the second quarter vs. Min (12/10); added 10 tackles, including two for loss ... collected first career INT and returned it 39 yards for his first NFL TD on the opening play of the fourth quarter @ Phi (12/20); added a team-leading 11 tackles and one pass defended; named NFC Defensive Player of the Week for the first time in his career ... sacked Aaron Rodgers and forced a fumble on the play vs. GB (12/27); helped Cardinals total nine sacks in the game (third-best single-game total in franchise history and most since recording 10 sacks on 12/7/86 at Philadelphia); added six tackles and one pass defended ... registered a team-high 11 tackles and one special teams tackle vs. Sea (1/3/16) ... tied for the team lead with nine tackles, including one for loss in Divisional Play-off vs. GB (1/16/16).

2014: Appeared in all 16 games and made nine starts ... finished third on the team with 75 tackles and also had two sacks, four tackles for loss, two passes defended, a forced fumble and a fumble recovery ... added five special teams tackles, one QB pressure and one QB hit ... started in his NFL debut and had four solo tackles, including one for loss, and one special teams tackle vs. SD (9/8) ... recovered Josh Huff's fumble at the 2-yard line in the second quarter for his first career fumble recovery vs. Phi (10/26); had eight tackles, a QB pressure and one pass defended, breaking up a pass intended for Zach Ertz in the end zone on the second-to-last play of the game to help the Cardinals secure a 24-20 victory ... had four tackles, including a stop of DeMarco Murray for no gain on 4th-n-1 in the fourth quarter @ Dal (11/2); also had one pass defended and one special teams tackle ... registered his first career sack vs. STL (11/9), taking down Austin Davis to force a punt in the second quarter; totaled five tackles ... led the team with seven tackles and added one special teams tackle vs. Det (11/16) ... notched his second career sack @ Sea (11/23), bringing down Russell Wilson on 3rd-n-goal in the second quarter to force a FG; totaled six tackles, including one for loss, and a QB hit ... forced a Travis Kelce fumble at the AZ 16-yard line with less than six minutes remaining and the Cardinals leading 17-14 vs. KC (12/7); marked first career forced fumble; also had three solo tackles ... collected six tackles and one pass defended in Wild Card game @ Car (1/3/15).

COLLEGE:

Started 43 of 49 games at Washington State, ranking fifth in the nation while leading all defenders in the Pac-12 with 384 total tackles, good for fourth in school history ... 384 tackles were also the most ever by a Cougar DB, and his 268 solo tackles were the most among players in the NCAA Football Bowl Division ... finished third in school history with 15 career INTs, which also tied the most for any active major college player ... added a sack, 13.5 tackles for loss, 14 pass defended and a blocked punt, in addition to causing seven fumbles and three fumble recoveries during his time with the Cougars ... as a senior in 2013, earned first-team All-American honors and was a semifinalist for the Jim Thorpe Award as the nation's top defensive back after recording a team-high 114 tackles (78 solo), six INTs, 4.5 tackles for loss, three forced fumbles and two fumble recoveries as a senior ... marked third time in his career (freshman, junior) that he led the team in tackles ... 114 total tackles ranked second in the league and his 78 solo stops led the Pac-12 and placed 11th nationally ... his six INTs led the conference and ranked ninth nationally ... an All-American honorable mention and All-Pac-12 Conference first-team choice by The NFL Draft Report as a junior in '12, he led the team with 106 tackles (65 solo), his first career sack, four INTs, a career-high eight passes defended, a forced fumble and six special teams tackles ... his 106 tackles were the most by a Cougar since (former Cardinals) LB James Darling posted 106 stops in 1996, as he averaged 8.8 tackles per game ... produced at least 10 tackles in seven of his 11 starting assignments ... started 11 of 12 games played as a sophomore in '11, finishing second on the team with 80 tackles (58 solo), while adding three INTs, two tackles for loss, seven passes defended and a forced fumble ... also blocked a punt on special teams ... All-Pac-10 Conference Freshman team choice after starting eight of 12 games at strong safety in '10, including his final seven contests ... led all of the league's freshmen (15th overall) with a team-high 84 tackles (67 solo), including four tackles for loss, while adding two INTs, two forced fumbles and a fumble recovery.

PERSONAL:

First name pronounced "day-OWN" ... attended Vanden (Fairfield, CA) High School, where he lettered in football as a junior and senior ... as a senior, started at both strong safety and wide receiver and for the second consecutive year earned Southern California Alateen Conference (SCAC) Defensive Player of the Year accolades in addition to being selected to the All-Solano County League and All-City first teams ... helped the Vikings reach the second round of the CIF Sac-Joaquin Section Division III playoffs, as they finished the 2009 season with a 10-2 record ... totaled 107 tackles, two INTs, eight passes defended, four sacks, two fumble recoveries and three forced fumbles on defense and he tallied 20 receptions for 264 yards on offense ... played his first full season of football as a junior in '08 ... lettered four times for the Vanden High golf team ... in July of 2017, hosted Strikes for Kids bowling event to benefit children in Tempe, AZ and handed out backpacks with school supplies ... General Studies major.



BUCANNON CAREER STATS

Year	Team	GP/GS	Tackles			Sacks		Interceptions					FR	FF	STT
			Solo	Asst	Ttl	Sk	Yds	Int	Yds	Lg	TD	PD			
2014	Ariz	16/9	59	16	75	2.0	14.0	0	0	0	0	2	1	1	5
2015	Ariz	16/16	104	23	127	3.0	18.0	1	39	39t	1	4	2	3	3
2016	Ariz	13/13	70	30	100	0.0	0	0	0	0	0	4	1	0	2
2017	Ariz	12/12	66	24	90	1.0	7.0	1	39	39	0	3	0	2	0
Total		57/50	299	93	392	6.0	39.0	2	78	39t	1	13	4	6	10

Single Game Highs:

Total Tackles: 15, two times, last vs. Seattle, 10/23/16; **Solo Tackles:** 12, @ San Francisco, 10/6/16; **Sacks:** 1.0, six times, last vs. NY Giants, 12/24/17; **Interceptions:** 1, two times, @ LA Rams, 10/22/17; **Fumble Recoveries:** 1, four times, last @ Minnesota, 11/20/16; **Forced Fumbles:** 1, six times, last vs. NY Giants, 12/24/17; **TDs:** 1, 39-yard INT return @ Philadelphia, 12/20/15.

BUCANNON POSTSEASON STATS

Year	Team	GP/GS	Tackles			Sacks		Interceptions					FR	FF	STT
			Solo	Asst	Ttl	Sk	Yds	Int	Yds	Lg	TD	PD			
2014	Ariz	1/0	5	1	6	0.0	0	0	0	0	0	1	0	0	0
2015	Ariz	2/2	12	4	16	0.0	0	0	0	0	0	0	0	0	0
Total		3/2	17	5	22	0.0	0	0	0	0	0	1	0	0	0

Postseason Single Game Highs:

Total Tackles: 9, vs. Green Bay, 1/16/16; **Solo Tackles:** 7, vs. Green Bay, 1/16/16.



BRICE BUTLER

COLLEGE: San Diego State

HOW ACQUIRED: UFA-18 (Cowboys)

YEARS NFL/CARDINALS: 6/1

HOMETOWN: Norcross, GA

DOB: January 29, 1990

12 | WIDE RECEIVER | 6-3 | 220

NOTE CARDS

■ A seventh round pick (209th overall) by the Raiders in the 2013 NFL Draft, Butler spent two seasons in Oakland (2013-14) and three seasons in Dallas (2015-17) before signing with Arizona as an unrestricted free agent on 4/2/18.

■ Has twice averaged over 21.0 yards per reception in a season, averaging 21.5 yards per catch in 2015 (12 rec. for 258 yards) and 21.1 yards per catch in 2017 (15 rec. for 317 yards).

PRO CAREER:

Selected by the Oakland Raiders in the seventh round (209th overall) of the 2013 NFL Draft and spent two seasons in Oakland before being traded to Dallas on 9/16/15. Re-signed to a one-year contract with Dallas on 3/8/17. Signed a two-year contract with the Cardinals on 4/2/18.

2017: Played in 13 games with the Cowboys and finished the season with 15 catches for 317 yards and three TDs ... his 317 receiving yards established a new career high while his three TD receptions tied his career high (3 in 2016) ... averaged 21.1 yards per reception for the season, marking the second time in three years (21.5 ypc in 2015) that he averaged at least 21.0 yards per catch ... of his 15 receptions, seven covered at least 20 yards and six covered 30+ yards ... caught one pass for 30 yards in a season-opening victory vs. NYG (9/10) on SNF ... hauled in two receptions for a career-high 90 yards in a victory vs. AZ (9/25) on MNF; had catches of

53 yards and 37 yards in the fourth quarter; 37-yard reception came on a TD pass from Dak Prescott that gave Dallas a 21-14 lead early in the fourth quarter; 53-yard catch came on a play that was initially ruled a 75-yard TD reception in the fourth quarter but was reduced to a 53-yard gain following replay ... had two receptions for 12 yards vs. LAR (10/1), including a 10-yard TD reception in the second quarter; combined with his 37-yard TD catch in Arizona the previous week, it gave him a TD reception in back-to-back games for the first time in his career ... caught two passes for 57 yards vs. GB (10/8), including a 49-yard catch on third play from scrimmage to open the game; catch helped set up a TD on the opening possession ... had a 30-yard reception in the second quarter @ Atl (11/12) ... tied his career high with his third TD reception of the season in the regular season finale @ Phi (12/31); his 20-yard TD catch late in the fourth quarter were the only points scored in the Cowboys 6-0 victory; finished the game with two receptions for 50 yards.



2016: Appeared in all 16 games for the first time in his career and made a career-high three starts ... totaled 16 receptions for 219 yards and set a career high with three TD receptions ... of his 16 receptions, 11 resulted in first downs ... caught one pass for 16 yards in the season opener vs. NYG (9/11) ... made his first start of the season and established a career high with five receptions @ SF (10/2) as he had 41 yards and the first TD reception of the season; TD came on a four-yard reception from Dak Prescott to tie the game 14-14 with just four seconds remaining in the first half ... making his second consecutive start, caught two passes for 20 yards in a victory vs. Cin (10/9) ... making his third consecutive start, pulled in a 20-yard TD reception in the second quarter @ GB (10/16) that gave the Cowboys a 17-6 lead; marked his second TD reception in three games ... caught a season-long 41-yard pass on a 3rd-n-6 play in the second quarter that set up a TD three plays later vs. Bal (11/20); finished the game with two receptions for 49 yards ... had his third TD reception of the season on a 21-yard pass from Prescott in the first quarter vs. Det (12/26) on MNF ... played in his first career postseason game in the Divisional round matchup vs. GB (1/15/17).

2015: After being traded from Oakland to Dallas on 9/16, appeared in seven games (two starts) during his first season with the Cowboys ... caught 12 passes for 258 yards, averaging a career-high 21.5 yards per catch ... first catch as a member of the Cowboys was a career-long 67-yard reception in the third quarter @ NO (10/4) that set up a FG to take a 13-10 lead ... earned his first start as a Cowboy @ NYG (10/25) and caught two passes for 41 yards ... saw extended time @ Buf (12/27) with Bryant (foot) inactive and had a team-high tying four catches for a team-best 74 yards ... started the season finale vs. Was (1/3/16) and tied his season-high with four catches for 60 yards.

2014: Appeared in 15 games during his second season with the Raiders, emerging as an explosive threat with a career high 21 receptions for 280 yards (13.3 avg.) and his first two career TD receptions ... also scored when he recovered a blocked punt in the end zone ... posted at least one reception in 12 of the 15 games he appeared in ... hauled in two 15-yard receptions, both for first downs, in the second half against the Dolphins, finishing the game with two catches for 30 yards vs. Mia (9/28) ... recorded three catches for a season-high 64 yards vs. SD (10/12), including his first career TD reception on a 49-yard catch from Derek Carr in the third quarter that gave the Raiders a 21-14 lead ... his lone reception vs. AZ (10/19), a season-long 55-yarder, set up the Raiders at the AZ 3-yard line and resulted in the team's only TD of the game two plays later ... recovered a blocked punt in the end zone in the third quarter @ Sea (11/2) for his second career TD, and first via a fumble, after DE Denico Autry blocked punt by Jon Ryan; marked his second career fumble recovery on special teams;

also caught two passes for 20 yards ... had his second TD reception of the season, and third TD in five games, when he hauled in a five-yard TD catch from Carr that gave Oakland a 10-6 lead in the second quarter vs. Den (11/9); finished the game with two receptions for 12 yards and a TD ... caught two passes for 21 yards in the Raiders first win of the season vs. KC (11/20); had an 11-yard reception on the game-winning drive, setting up a crucial conversion on 3rd-n-1 ... tied a season high with three receptions @ KC (12/14).

2013: Played in 10 games (two starts) during his rookie season and had nine catches for 103 yards ... made his NFL debut @ Ind (9/8) and had one reception for eight yards ... caught two passes for 10 yards in a victory vs. Jax (9/15) ... had biggest game of his rookie campaign vs. Den (9/23), making his first career NFL start and hauling in three passes for 54 yards playing on MNF; posted a season-long 29-yard reception in the third quarter that set up a Darren McFadden TD on the ensuing play ... hauled in one catch for six yards, a third-down conversion on Oakland's first-quarter scoring drive vs. Was (9/29) ... recorded one catch, a 20-yarder to convert a third-and-14 on the Raiders fourth-quarter FG drive vs. SD (10/6) ... saw action at WR and on special teams vs. Ten (11/24); recovered Jacoby Ford's fumble on a punt return to retain possession.

COLLEGE:

Played one year at San Diego State after transferring from USC ... was eligible to play right away as a senior instead of redshirting because he had already earned his bachelor's degree ... appeared in 49 games with 65 receptions for 901 yards and seven TDs during his college career ... as a senior, played in 13 games for SDSU and ranked second on the team with 24 catches for 347 yards, adding four TD receptions ... played in 36 games in three years at USC, totaling 41 receptions for 554 yards and three TDs ... appeared in 11 games as a junior, catching 12 passes for 150 yards ... played in 12 games as a sophomore, catching nine passes for 112 yards and a TD ... as a redshirt freshman at USC, played in 13 games and earned ESPN.com Pac-10 All-Freshman honors after totaling 20 receptions for 292 yards and two TDs.

PERSONAL:

Attended Norcross (GA) High School where he totaled 1,186 receiving yards and 15 TDs as a senior in 2007 when he earned numerous honors, including Super Prep All-American, Prep Star All-American, ESPN 150, Super Prep Elite 50 and Prep Star Dream Team ... as a junior in 2006, had 35 receptions for 680 yards with nine TDs ... father, Bobby, was an All-American cornerback at Florida State in 1980 who played for 12 years (1981-92) in the NFL with the Atlanta Falcons after being selected in the first round (25th overall) ... earned a bachelor's degree in Public Policy, Management and Planning from USC.



BUTLER CAREER STATS

Year	Team	GP/GS	Receiving		Avg	Lg	TD
			Rec	Yds			
2013	Oak	10/2	9	103	11.4	29	0
2014	Oak	15/0	21	280	13.3	55	2
2015	Dal	7/2	12	258	21.5	67	0
2016	Dal	16/3	16	219	13.7	41	3
2017	Dal	13/0	15	317	21.1	53	3
Total		61/7	73	1,177	16.1	67	8

Single Game Highs:

Receptions: 5, @ San Francisco, 10/2/16; **Receiving Yards:** 90, @ Arizona, 9/25/17; **Receiving TDs:** 1, eight times, last @ Philadelphia, 12/31/17; **Long Reception:** 67, @ New Orleans, 10/4/15; **Long TD Reception:** 47, vs. San Diego, 10/12/14.

Additional Statistics:

Blocked Punt Return Touchdown: Recovered in endzone @ Seattle, 11/2/14.

BUTLER POSTSEASON STATS

Year	Team	GP/GS	Receiving		Avg	Lg	TD
			Rec	Yds			
2016	Dal	1/0	0	0	0.0	0	0
Total		1/0	0	0	0.0	0	0



JOSH BYNES

COLLEGE: Auburn

HOW ACQUIRED: FA-17

YEARS NFL/CARDINALS: 7/2

HOMETOWN: Lauderdale Lakes, FL

DOB: August 24, 1989

57 | LINEBACKER | 6-1 | 235

NOTE CARDS

■ After entering the NFL as a rookie free agent in 2011, Bynes enters his eighth season in the NFL

in 2018 and re-signed with the Cardinals in the offseason, agreeing to a three-year contract.

PRO CAREER:

Originally signed by the Baltimore Ravens as a rookie free agent on 7/28/11. Released on 9/3/11 and signed to Baltimore's practice squad on 11/9/11. Elevated to the Ravens active roster on 11/23/11 and released on 11/29/11. Elevated to Baltimore's 53-man roster on 1/14/12 after signing to the practice squad on 12/1/11. Released by the Ravens on 8/31/12 after re-signing with the club on 8/31/12. Promoted to Baltimore's active roster on 12/17/12 after signing to the practice squad on 9/1/12. Re-signed with the Ravens on 4/22/13 and 4/18/14 before being released by the team on 9/2/14. Elevated to the Lions 53-man roster on 9/23/14 after signing to the Ravens practice squad on 9/4/14. Re-signed with Detroit on 3/13/15. Signed with the Lions on 10/25/16 after being released by the team on 9/10/16. Signed with the Cardinals on 8/5/17. Re-signed to a three-year contract with the Cardinals on 3/16/18.

2017: Contributed on special teams and became a valued backup on the NFL's sixth-ranked defense ... played 14 games (one start) and collected 34 tackles, two for loss, a sack, an INT, five passes defended and a forced fumble, adding nine tackles and a forced fumble on special teams ... posted four tackles against his former team @ Det (9/10) ... registered three tackles, his first career full-sack and a forced fumble on special teams @ Ind (9/17) ... subbed for an injured Karlos

Dansby and totaled two tackles, one pass defended and two special teams tackles @ LAR (10/22); broke up a third down pass intended for WR Cooper Kupp in the end zone ... stepped in for an injured Deone Bucannon with a season and team-high 10 tackles, one for loss, two passes defended (matched a career high) and a forced fumble vs. Jax (11/26) ... led the Cardinals with 10 tackles in his first start of the season, adding one tackle for loss and a pass defended vs. LAR (12/3) ... helped seal the win with his second career INT with just under six minutes remaining in the fourth quarter vs. Ten (12/10); added one tackle and a pass defended for a defense that held Titans QB Marcus Mariota to a career-low 39.6 passer rating ... collected three tackles for a defense that held the Redskins to a season-low 31 rushing yards @ Was (12/17); left the game and did not return with a left ankle injury ... inactive (ankle) vs. NYG (12/24) and @ Sea (12/31).

2016: Saw action in nine games (eight starts) and totaled 38 tackles (26 solo) and four passes defended ... returned to the team (10/25) after suffering a knee injury in the preseason that landed him in injured reserve (9/4) before being released (9/10) ... registered four tackles, one tackle for loss and a pass defended on Thanksgiving Day vs. Min (11/24) ... notched a team-high eight tackles at NO (12/4) ... started at OLB and tallied a team-leading six tackles vs. Chi (12/11) ... started and collected seven tackles in the NFC Wild Card matchup @ Sea (1/7/17).



2015: Competed in all 16 games for the first time in his career and established career highs with 11 starts, 80 tackles (54 solo) and five passes defended, adding a half-sack and forced fumble (both career firsts) ... started for an injured LB DeAndre Levy and led the team with eight tackles @ SD (9/13) ... registered a season-high 10 tackles and one special teams tackle vs. Chi (10/18) ... matched a team high with eight tackles vs. Min (10/25) ... collected eight tackles (team high) at StL (12/13) ... posted five tackles, including a half-sack shared with DT Haloti Ngata that forced a QB Blaine Gabbert fumble, leading to a Detroit TD on the following play, vs. SF (12/27).

2014: Appeared in 13 games and recorded 19 tackles (16 solo), his first-career interception, one fumble recovery and three special teams tackles ... secured an interception and totaled three tackles at Ari (11/16) ... matched a season high with three tackles @ NE (11/23), vs. Chi (11/27) and @ Chi (12/21) ... had one tackle in the NFC Wild Card matchup @ Dal (1/4/15).

2013: Played 15 games (six starts), posting 41 tackles (19 solo), three passes defended and four special teams tackles ... started and totaled a season-high eight tackles (six solo) @ Den (9/5) ... tallied eight tackles (three solo), including one for loss, vs. Cle (9/15) ... registered eight tackles (four solo) and one special teams tackle @ Buf (9/29) ... notched six tackles (three solo) vs. Pit (11/28).

2012: Saw action in 10 games (three starts) and totaled 31 tackles (18 solo), one pass defended and three special teams tackles after joining the Ravens active roster from its practice squad on 10/17 ... made his first-career start and led the team with a career-

high 13 tackles (11 solo), adding one QB hit and one pass defended, vs. Den (12/16) ... started and notched a team-high nine tackles (three solo) @ Cin (12/30) ... competed in all four playoff games and had two special teams tackles, including the final tackle of Super Bowl XLVII on Ted Ginn, Jr.

2011: Played on special teams in one game for the Ravens after being elevated to the active roster from the team's practice squad on 11/29.

COLLEGE:

Appeared in 43 games (35 starts), helping the Tigers win the 2011 BCS National Championship at University of Phoenix Stadium ... totaled 238 tackles, one forced fumble and 12 passes defended during his four-year (2007-10) college career ... earned second-team All-SEC accolades as a senior in 2010 ... collected 104 tackles, one sack, two forced fumbles, one fumble recovery and eight passes defended in 13 games (all starts) as a junior in 2009 ... posted 53 tackles and four passes defended in 12 games (eight starts) as a sophomore in 2008 ... saw action in four games, totaling 10 tackles and one forced fumble as a freshman in 2007.

PERSONAL:

Prepped at Boyd Anderson (Lauderdale Lakes, FL) High School, where he earned Broward County Defensive Player of the Year honors after leading the Cobras a 9-3 record and the second round of the state playoffs in 2006 ... totaled 110 tackles, four forced fumbles, three recoveries and two sacks in eight games as a senior ... graduated with a bachelor's degree in Human Development and Family Studies.

BYNES CAREER STATS

Year	Team	GP/GS	Tackles			Sacks		Interceptions					FR	FF	STT
			Solo	Asst	Ttl	Sk	Yds	Int	Yds	Lg	TD	PD			
2011	Bal	1/0	0	0	0	0.0	0	0	0	0	0	0	0	0	0
2012	Bal	10/3	18	13	31	0.0	0	0	0	0	0	1	0	0	3
2013	Bal	15/6	19	22	41	0.0	0	0	0	0	0	3	0	0	4
2014	Det	13/0	16	3	19	0.0	0	1	17	17	0	1	1	0	3
2015	Det	16/11	54	26	80	0.5	5.5	0	0	0	0	5	0	1	2
2016	Det	9/8	26	12	38	0.0	0	0	0	0	0	4	0	0	0
2017	Ariz	14/1	28	6	34	1.0	2.0	1	25	25	0	5	0	1	9
Total		78/29	161	82	243	1.5	7.5	2	42	17	0	19	1	2	21

Single Game Highs:

Total Tackles: 13, vs. Denver, 12/16/12; **Solo Tackles:** 11, vs. Denver, 12/16/12; **Sacks:** 1.0, @ Indianapolis, 9/17/17; **Interceptions:** 1, two times, last vs. Tennessee, 12/10/17; **Fumble Recoveries:** 1, vs. San Francisco, 12/27/15; **Forced Fumbles:** 1, two times, last vs. Jacksonville, 11/26/17; **Passes Defended:** 2, two times, last vs. Jacksonville, 11/26/17.

Additional Special Teams Statistics:

Forced Fumbles: 1, @ Indianapolis, 9/17/17.

BYNES POSTSEASON STATS

Year	Team	GP/GS	Tackles			Sacks		Interceptions						FR	FF	STT
			Solo	Asst	Ttl	Sk	Yds	Int	Yds	Lg	TD	PD				
2011	Bal	0/0	0	0	0	0.0	0	0	0	0	0	0	0	0	0	
2012	Bal	4/0	0	0	0	0.0	0	0	0	0	0	0	0	0	2	
2014	Det	1/0	1	0	1	0.0	0	0	0	0	0	0	0	0	0	
2016	Det	1/1	1	6	7	0.0	0	0	0	0	0	0	0	0	0	
Total		6/1	2	6	8	0.0	0	0	0	0	0	0	0	0	2	

Postseason Single Game Highs:

Total Tackles: 7, @ Seattle, 1/7/17; **Solo Tackles:** 1, twice, last @ Seattle, 1/7/17.

**CHRIS CAMPBELL**

COLLEGE: Penn State
HOMETOWN: Phenix City, AL
DOB: November 27, 1995

ROUND 6
182nd Overall



33 | CORNERBACK | 6-1 | 195

NOTE CARDS

■ Selected by the Cardinals in the sixth round (182nd overall) of the 2018 NFL Draft out of Penn State.

■ One of six Penn State players drafted in 2018, and one of three defensive backs (S Troy Apke, 4th round; S Marcus Allen, 5th round). It marked just the second time in program history three DBs were selected in the same draft (3 in 2006).

COLLEGE CAREER:

In four seasons at Penn State, appeared in 44 games (16 starts) and totaled 102 tackles, three INTs, a sack, 21 passes defended, two forced fumbles and a fumble recovery.

2017: Started all 13 games, earning honorable-mention All-Big Ten honors from the coaches and media after totaling a career-high 45 tackles, his first career sack, two tackles for loss, his first two career forced fumbles and leading the team with 12 total passes defended (11 passes defended, 1 INT) ... earned the Quarterback Club Award at the annual team banquet, the award for seniors whom deserve special recognition ... had at least one pass defended in seven-straight games ... finished ranked tied for No. 8 in the Big Ten in passes defended per game (1.0).

2016: Appeared in 13 games as a junior in 2016, making two starts ... recorded 31 tackles, a tackle for loss, his first career fumble recovery, six passes defended and an INT ... made the first start of the season and second of his career vs. Temple (9/17).

2015: Played in eight games as a sophomore, recording 16 tackles, a tackle for loss and two

passes defended ... also tied for fifth on the team with seven special teams tackles ... missed the final five games of the season due to injury.

2014: Appeared in 10 games with one start as a true freshman, totaling 10 tackles, a tackle for loss, two passes defended and an INT ... one of three true freshmen to start on defense ... among 16 Nittany Lions to make their first career start in 2014 ... one of nine true freshmen to make their debut during the season ... saw time on special teams and on defense.

PERSONAL:

A two-year letterman at Central (Phenix City, AL) High School where he learned under head coach Woodrow Lowe, a former college All-American and NFL player ... earned first-team all-city honors during his senior season after compiling 58 tackles, two INTs, two forced fumbles and eight pass breakups from his safety position during his senior season ... as a junior, notched 81 tackles, three INTs and five pass breakups for the Red Devils ... played in the Alabama-Mississippi All-Star Classic following his senior season ... rated a three-star prospect by all four major recruiting services ... majored in Journalism.

CAMPBELL COLLEGE STATS

Year	GP/GS	Tackles			Sacks		Interceptions					FR	FF
		Solo	Asst	Ttl	Sk	Yds	Int	Yds	Lg	TD	PD		
2014	10/1	9	1	10	0	0	1	-2	-2	0	2	0	0
2015	8/0	6	10	16	0	0	0	0	0	0	2	0	0
2016	13/2	17	14	31	0	0	1	18	18	0	6	1	0
2017	13/13	29	16	45	1.0	3	1	0	0	0	11	0	2
Total	44/16	61	41	102	1.0	3	3	16	18	0	21	1	2



JEREMY CASH

COLLEGE: Duke

HOW ACQUIRED: WV-18 (Browns)

YEARS NFL/CARDINALS: 3/1

HOMETOWN: Miami, FL

DOB: December 9, 1992

52 | LINEBACKER | 6-0 | 230

PRO CAREER:

Originally signed by the Carolina Panthers as a rookie free agent out of Duke on 5/2/16 and played in eight games as a rookie before being released on 10/3/17. Signed to the Jets practice squad on 10/24/17 before being released on 11/24/17. Signed by the Giants on 11/27 before being released on 12/19/17. Acquired off waivers by the Browns on 12/20/17 and was released by Cleveland on 3/15/18. Acquired off waivers by the Cardinals on 3/16/18.

2017: Appeared in one game with the Panthers before being released on 10/3 and went on to spend time on the active roster with the Giants and Browns, but did not appear in a game ... played on special teams in the Panthers season opener vs. SF (9/10) but did not record any statistics.

2016: Played in eight games with the Panthers after making the team as a rookie free agent ... inactive for eight games ... tied for third on the team with six special teams tackles ... made his NFL debut in the season opener @ Den (9/8) ... recorded his first career special teams tackle @ LAR (11/6) ... recorded a season-high two special teams tackles @ Oak (11/27).

COLLEGE:

Three-time All-Atlantic Coast Conference (ACC) choice played in 39 games, including 38 starts, at safety in three seasons at Duke following one year at Ohio State ... produced 333 tackles, 38 tackles for loss, 8.0 sacks, nine forced fumbles, four fumble recoveries, six INTs and 15 passes defended for the Blue Devils ... recorded at least 10 tackles in 15 games and set a school record with nine career forced fumbles ... started 11 of 12 games played as a senior in 2015 and was named a unanimous first-team All-American,

ACC Defensive Player of the Year and earned first-team All-ACC honors after tying for second on the team with 101 tackles ... finalist for the Nagurski Trophy, the Thorpe Award and was a semifinalist for the Bednarik Award ... recipient of the ACC's Jim Tatum Award as the top senior football student-athlete ... led the Blue Devils with 18 tackles for loss, 2.5 sacks, and three forced fumbles ... added one fumble recovery and four passes defended ... a second-team All-American and second-team All-ACC choice as a junior in 2014, started 13 games and finished third on the team with 111 tackles while ranking first with 10.5 tackles for loss and 5.5 sacks ... only defensive back in the nation to have more than 100+ tackles, 10+ tackles for loss and 5.0+ sacks on the season ... also posted four forced fumbles, one fumble recovery, two INTs and seven passes defended ... as a sophomore in 2013, named second-team All-ACC after starting all 14 games and finishing second in the conference with 121 tackles ... added 9.5 tackles for loss, two forced fumbles, two fumble recoveries, a team-high four INTs and four passes defended ... transferred to Duke from Ohio State and redshirted in 2012 ... played in five games as a freshman at Ohio State in 2011 and had three tackles.

PERSONAL:

Attended Plantation (FL) High School where he was named No. 25 safety in the country by Rivals.com ... recorded 96 tackles, 23 tackles for loss, 7.0 sacks and five forced fumbles as a junior ... senior season was cut short due to a knee injury ... lettered in both basketball and track ... posted a 4.0 GPA in high school ... graduated from Duke in May, 2015 with a degree in Psychology and earned a Master's degree in Liberal Studies with a concentration on Political Science.

CASH CAREER STATS

Year	Team	GP/GS	Tackles			Sacks		Interceptions					FR	FF	STT
			Solo	Asst	Ttl	Sk	Yds	Int	Yds	Lq	TD	PD			
2016	Car	8/0	0	0	0	0.0	0	0	0	0	0	0	0	0	6
2017	Car	1/0	0	0	0	0.0	0	0	0	0	0	0	0	0	0
Total		9/0	0	0	0	0.0	0	0	0	0	0	0	0	0	6

**MASON COLE**

COLLEGE: Michigan
HOMETOWN: Tarpon Springs, FL
DOB: March 28, 1996

ROUND 3
97th Overall



64 | OFFENSIVE LINEMAN | 6-5 | 307

NOTE CARDS

- Selected by the Cardinals in the third round (97th overall) of the 2018 NFL Draft out of Michigan. Joins Hall of Fame T Dan Dierdorf (2nd round, 43rd overall, 1971) as the only Wolverine offensive linemen selected by the Cardinals since the inception of the common draft in 1967.
- Made 51 consecutive starts along the offensive line, setting a school record for an offensive lineman and tying the overall record for a Wolverine player.
- As a freshman in 2014, became the first true freshman in Michigan's storied history to start a season-opener on the offensive line.
- Left Michigan with a streak of 104 consecutive starts that dates back to his freshman year at East Lake (Tarpon Springs, FL) High School. That includes 53 in a row at the prep level and 51 straight at Michigan.

COLLEGE CAREER:

In four seasons at Michigan (2014-17), started all 51 games setting a school record for an offensive lineman and tying the overall record for a Wolverine player ... started 25 consecutive games at left tackle for the Wolverines before switching to center in 2016 ... started all 13 games at center in 2016 before switching back to left tackle for his senior season ... earned All-Big Ten honors at both left tackle and center – and was also on the Outland Trophy watch list at both positions.

2017: Started all 13 games at left tackle as a senior, running his streak of consecutive starts to 51 in a row ... All-Big Ten honoree (second team, coaches and media) and All-Big Ten selection by the Associated Press (second team offense) ... earned Offensive Lineman of the Game recognition for his performances against Cincinnati, Indiana and Rutgers ... tied Jon Jansen for most consecutive starts for a Michigan offensive lineman against Ohio State as a senior (50 consecutive) and broke that record the following game in the Outback Bowl against South Carolina (Jan. 1).

2016: After starting at left tackle in his first two seasons at Michigan, switched to center for his junior season and started all 13 games ... named All-Big Ten second team by the conference coaches and media ... on the preseason watch list for the Outland and Rimington Trophy awards ... made first career start at center vs. Hawaii (Sept. 3) ... started his 30th consecutive game in the victory

against Wisconsin and was named Offensive Lineman of the Game ... played center and earned Michigan Offensive Lineman of the Game vs. Michigan State and vs. Maryland.

2015: Started all 13 games at left tackle, earning his second letter ... Wolverines finished 10-3 overall to reach the double-digit win plateau for the 27th time in program history ... helped the offense rank top 25 in five offensive categories, including seventh in red zone scoring efficiency (92.9 percent scoring rate).

2014: As a true freshman, started all 12 games at left tackle ... made his collegiate debut against Appalachian State and started at left tackle, becoming the first true freshman in Michigan history to start a season opener on the offensive line.

PERSONAL:

Attended East Lake (Tarpon Springs, FL) High School (2014) where he was a four-year starter ... started 53 consecutive games at East Lake dating back to his freshman season ... invited to participate in the 2014 U.S. Army All-American Bowl ... named to the USA TODAY Sports Preseason High School All-America Team prior to senior season in 2013 ... one of the top lineman recruits in the country coming out of high school, received 22 scholarship offers which included Alabama, Clemson, Florida, Ohio State and USC ... named a first-team All-state and a first-team all-area selection as a junior ... enrolled in the College of Literature, Science and the Arts.

COLE COLLEGE STATS

Year	GP/GS
2014	12/12
2015	13/13
2016	13/13
2017	13/13
Total	51/51



DERRICK COLEMAN

COLLEGE: UCLA

HOW ACQUIRED: UFA-18 (Falcons)

YEARS NFL/CARDINALS: 5/1

HOMETOWN: Fullerton, CA

DOB: October 18, 1990

48 | FULLBACK | 6-0 | 233

NOTE CARDS

- After losing his hearing at age three, Coleman began playing football in middle school and later became the NFL's first legally deaf offensive player.
- Has 35 career special teams tackles, including seven in seven postseason games; totaled 16 last season which ranked third in the league.
- In four NFL seasons, Coleman has served as a lead blocker for three 2,000-yard rushing teams and two individual 1,000-yard rushing seasons (Marshawn Lynch in 2013-14).
- Entered the league as a rookie free agent with Minnesota out of UCLA and won Super Bowl XLVIII with Seattle during his second NFL season.

PRO CAREER:

Signed with the Minnesota Vikings as a rookie free agent on 5/4/12. Released on 8/25/12 and signed to the Seahawks practice squad on 12/5/12. Re-signed with Seattle on 1/15/13. Signed with the Falcons as a free agent on 3/21/17. Signed a one-year contract with the Cardinals on 5/10/18.

2017: Played all 16 games (seven starts) for the first time in his career and appeared in both postseason contests for Atlanta, serving as a lead blocker for a rushing attack that averaged 115.4 yards per game and 4.3 yards per carry ... had two carries for eight yards and two receptions for 20 yards, adding a career-high 16 special teams tackles (third most in the NFL) ... blocked for an offense that gained 151 yards and scored one TD on 28 carries (5.4 yard avg.) @ Det (9/24) ... helped generate a season-high 201 rushing yards and one TD on 35 attempts (5.7 yard avg.) @ TB (12/18) ... part of a 124-yard rushing effort in the Wild Card victory @ LAR (1/6/18).

2015: Played 14 regular season games (three starts) and both postseason contests, recording eight carries for 32 yards and 11 special teams tackles ... lead blocker for an offense that rushed for more than 100 yards in all but one game and ranked third in the NFL with 141.8 rushing yards and 31.3 carries per game ... started and converted a fourth-and-one attempt with a two-yard carry on Seattle's opening drive @ StL (9/13) ... helped the Seahawks gain 200 yards on 30 carries, including 169 yards by rookie RB Thomas Rawls @ Cin (10/11) ... suspended on 10/15 and was inactive @ SF (10/22) due to a concussion suffered in traffic accident ... blocked for a rushing attack that totaled a season-high 255 yards on 44 attempts vs. SF (11/22).

2014: Played in the first five games (one start) of the season before suffering a season-ending injury ... caught two passes for 29 yards and one TD, adding a special teams tackle ... part of the NFL's top ranked rushing attack which averaged 172.6 yards per game and scored 20 TDs ... blocked for an offense that totaled 207 rushing yards and two TDs on 37 attempts

vs. GB (9/4) ... helped lead the way for 225 rushing yards and one TD on 26 carries @ Was (10/6) ... suffered a broken foot during pregame @ StL (10/19) and was placed on injured reserve on 10/25.

2013: Played 12 regular season games (three starts) and all three postseason contests, helping the Seahawks win Super Bowl XLVIII ... set career highs in all receiving categories with eight receptions for 62 yards and one TD ... added two carries for three yards and seven special teams tackles ... started Games 2-4, helping Seattle rush for 172 yards on 47 carries vs. SF (9/15), 156 yards on 36 carries vs. Jax (9/22) and 179 yards on 30 carries @ Hou (9/29) ... blocked for a season-high 218 rushing yards on 34 attempts (6.4-yard average) @ Ind (10/6) ... missed Games 8-11 with a hamstring injury ... notched a special teams tackle in each playoff game, including a stop on the Broncos 14-yard line on the opening kickoff of Super Bowl XLVIII @ Den (2/2/14).

COLLEGE:

Rushed for 1,840 yards and 19 TDs on 341 carries during his four-year (2008-11) career for the Bruins ... played all 14 games and had a career-high 765 rushing yards and a team-leading 11 TDs as a senior in 2011 ... collected seven special teams tackles, receiving second-team All-Pac-10 accolades on special teams and was given the Tommy Prothro Award for an outstanding special teams player ... awarded the Paul I. Wellman Memorial Award for all-around excellence by the coaching staff ... appeared in 11 games with two starts and rushed for 487 yards and five TDs on 82 carries (5.9-yard average) as a junior in 2010.

PERSONAL:

Three-year, two-way (RB and LB) starter at Troy (Fullerton, CA) High School where he rushed for 5,214 yards and 86 TDs ... broke school records for TDs in a season (38), points in a season (232), rushing yards in a season (2,456), TDs in a game (five) and longest rushing TD (90 yards) ... second-ranked FB in the nation by ESPN ... received



team MVP, first-team all-league and third-team All-State honors (Cal-Hi Sports) after recording 230 carries for 1,084 yard and 19 TDs as a senior ... also named to the 2007 CIF-Southern Section Southeast Division team ... rushed for 2,456 yards and 38 TDs on 221 carries (11.1-yard average) as

a junior in 2006, earning Freeway League MVP, first-team ALL-CIF SS and second-team all-county accolades ... two-year letterman in basketball and three-time letter winner in track and field (100 meters, 4x100-meter relay, shot put and triple jump) ... majored in Political Science.

COLEMAN CAREER STATS

Year	Team	GP/GS	Att	Rushing				Lg	TD	No	Yds	Receiving				TD	STT
				Yds	Avg							Avg	Lg				
2013	Sea	12/3	2	3	1.5			4	0	8	62	7.8	12	1		4	
2014	Sea	5/1	0	0	0			0	0	2	29	14.5	15t	1		1	
2015	Sea	14/3	8	32	4.0			19	0	1	0	0.0	0	0		7	
2017	Atl	16/7	2	8	4.0			5	0	2	20	10.0	11	0		16	
Total		47/14	12	43	3.6			19	0	13	111	8.5	15t	2		28	

Single Game Highs:

Rushing Yards: 19, @ Baltimore, 12/13/15; **Rushing Attempts:** 5, vs. Cleveland, 12/20/15; **Long Run:** 19, @ Baltimore, 12/13/15; **Receptions:** 3, @ Carolina, 9/8/13; **Receiving Yards:** 30, @ Carolina, 9/8/13; **Long Reception:** 15t, vs. Green Bay, 9/4/14; **Special Teams Tackles:** 3, two times, last @ NY Jets, 10/29/17.

COLEMAN POSTSEASON STATS

Year	Team	GP/GS	Att	Rushing				Lg	TD	No	Yds	Receiving				TD	STT
				Yds	Avg							Avg	Lg				
2013	Sea	3/0	0	0	0.0			0	0	0	0	0.0	0	0		0	3
2015	Sea	2/0	0	0	0.0			0	0	0	0	0.0	0	0		4	
2017	Atl	2/0	0	0	0.0			0	0	0	0	0.0	0	0		0	
Total		7/0	0	0	0.0			0	0	0	0	0.0	0	0		7	

Postseason Single Game Highs:

Special Teams Tackles: 3, @ Carolina, 1/17/16.

CARDINALS PLAYER AND COACH BIRTHDAYS

JANUARY

10 Budda Baker
12 Jeff Rodger
14 Byron Leftwich
14 Jonathan Moxey
19 Rodney Gunter
23 Phil Dawson
25 Andre Smith
29 Brice Butler
31 Sherman Badie

FEBRUARY

1 Carlton Agudosi
2 Rashad Ross
10 Josh Rosen
17 Travell Dixon
21 Terry Allen
23 Edmond Robinson
23 Beau Sandland
23 Matthew Oplinger
24 Bryce Williams
26 Trent Sherfield
27 Chandler Jones

MARCH

4 Daniel Munyer
11 Tavierre Thomas
13 Markus Golden
15 Bryson Albright
15 Ricky Seals-Jones
15 Andrew Vollert
24 C.J. Duncan
28 Mason Cole
29 Gabe Holmes

APRIL

1 Mike McCoy
3 Alec Bloom
10 Troy Rothenbuhler
13 Chase Edmonds
24 J.J. Nelson

MAY

2 Corey Willis
4 Alonzo Escalante
7 Owen Obasuyi
12 Mike Iupati
14 Will House
17 Corey Cunningham
22 A.Q. Shipley
30 Greg Little
31 Pasoni Tasini

JUNE

4 Greg Pyke
8 Corey Peters
8 Deatrick Nichols
8 Brant Weiss
9 Zeke Turner
12 Larry Foote
16 Jermaine Gresham

JULY

5 Aaron Brewer
11 Patrick Peterson
18 John Wetzell
27 Antoine Bethea
28 Kevin Garver
29 Cameron Turner

AUGUST

3 Benson Mayowa
8 Steve Wilks
9 Dennis Gardeck
11 Andy Lee
15 Justin Pugh
17 Elijah Penny
19 Randall McCray
19 Evan Boehm
24 Kirby Wilson
24 Josh Bynes
27 Olsen Pierre
28 Scooby Wright III
30 Deone Bucannon
30 Praise Martin-Ogu-ike
31 Larry Fitzgerald

SEPTEMBER

3 Bené Benwikere
3 T.J. Logan
7 Vontarrius Dora
8 David Merritt Sr.
8 Matt McCrane
9 Brandon Williams
14 Will Holden
18 Chris Achuff
19 Robert Nkemdiche
21 Steve Heiden
22 Haason Reddick
29 Buddy Morris
29 Jamar Taylor
30 Alec James

OCTOBER

6 Chad Kanoff
9 Lou Young III
11 Winston Painter
15 Jason Michael
18 Derrick Coleman
19 Chad Williams
22 Al Holcomb
26 Siupeli Anau
29 Charlie Harbison

NOVEMBER

1 Rudy Ford
3 Don Johnson
8 Sam Bradford
14 Airius Moore
18 Christian Kirk
22 D.J. Foster
27 Chris Campbell
30 Vernon Stephens

DECEMBER

3 A.J. Howard
9 Jeremy Cash
12 Ray Brown
12 Mike Glennon
16 David Johnson
28 D.J. Humphries
30 Josh Allen
30 Moubarak Djeri
30 Jalen Tolliver

Italics indicates coach



KOREY CUNNINGHAM

COLLEGE: Cincinnati
HOMETOWN: Montevallo, AL
DOB: May 17, 1995

ROUND 7
 254th Overall



79 | OFFENSIVE LINEMAN | 6-6 | 311

NOTE CARDS

- Selected by the Cardinals in the seventh round (254th overall) of the 2018 NFL Draft out of Cincinnati. Became just the second Bearcats player drafted by Arizona in the last 44 years, joining G Trevor Canfield, who the Cards drafted in the exact same spot – 7th round and 254th overall – in 2009.
- Played in 45 career games at Cincinnati and closed out his career by starting 24 consecutive contests.
- According to ProFootballFocus.com, led the nation in most pass blocking snaps (469) without allowing a sack in 2017.

COLLEGE CAREER:

Recruited to Cincinnati as a tight end, switched to the offensive line and went on to appear in 45 games with the Bearcats ... closed out his college career by starting the final 24 games he appeared in and earned All-Conference honors as a senior in 2017.

2017: A second-team All-American Athletic Conference selection in 2017, was named one of UC's senior tri-captains ... anchored an offensive line that gave up nine less sacks than it did in 2016, ranking in the top half of the league ... according to ProFootballFocus.com, led the nation in most pass blocking snaps (469) without allowing a sack ... took home the Bearcats' Jim Kelly Spirit Award at the team's postseason senior awards banquet.

2016: Started 12 games at left tackle as a junior ... was on the field for 831 of UC's 850 total offensive plays.

2015: Appeared in nine games as a sophomore ... played a key part on the offensive line as the Bearcats ranked fifth nationally in total offense

(559.4 ypg), fourth nationally in passing offense (373.1 ypg) and fourth in the conference in rushing offense (186.3 ypg).

2014: Served as part of an offensive line which tallied the second highest yardage total (5,982) in school history ... Bearcats ranked in the top five in the American Athletic Conference in scoring offense (2/35.4 points), passing offense (2/300.2 yards), rushing offense (4/157.6 yards) and total offense (2/457.8 yards) ... UC only allowed 16 sacks, which ranked second in the conference.

2013: Redshirted as a true freshman.

PERSONAL:

A three-star tight end prospect by Scout.com at Montevallo (AL) High School where he was rated as one of the top 60 tight end prospects in the country ... named to the AL.com All-Shelby team as a defensive end as a senior after totaling 45 tackles and four sacks ... named to the All-Metro preseason team by the Birmingham News at tight end ... also played baseball and basketball in high school.

CUNNINGHAM COLLEGE STATS

Year	GP/GS
2014	12/0
2015	9/0
2016	12/12
2017	12/12
Total	45/24



PHIL DAWSON

COLLEGE: Texas**HOW ACQUIRED:** UFA-17 (49ers)**YEARS NFL/CARDINALS:** 20/2**HOMETOWN:** Austin, TX**DOB:** January 23, 1975**4 | KICKER | 5-11 | 200****PRO BOWL SELECTION: 2012**

NOTE CARDS

- Entering his 20th year in the NFL, Dawson signed a two-year contract with the Cardinals on 3/10/17 after spending 14 years with Cleveland (1999-2012) and four seasons with San Francisco (2013-16).
- Has played in 295 career games, making 436-of-518 FGAs (84.2 percent) and 503-of-516 PATs (97.5 percent) and scored one TD for a total of 1,817 career points.
- Enters the 2018 season just five games shy of becoming the 11th player in NFL history to appear in at least 300 regular season games.
- With 119 points during his first season in Arizona in 2017, enters the 2018 season ranked 10th on the NFL's all-time scoring list with 1,817 points. His 436 career FGs are tied for 8th most in NFL history.
- Among active players, only Colts K Adam Vinatieri has more career points (2,487) and more career FGs (559) than Dawson.
- Currently the second oldest player in the NFL behind Vinatieri (12/28/72).
- In NFL history, only Matt Bryant (85.8; 368-of-429) and Adam Vinatieri (84.3; 559-of-663) have a better career FG percentage than Dawson (84.2; 436-of-518) among kickers with 400+ career FG attempts.
- After making four FGs of 50+ yards in 2017, Dawson enters the 2018 season tied for fourth in NFL history with 42 career FGs of 50+ yards.
- In Week 12 of the 2017 season, earned NFC Special Teams Player of the Week after connecting on all four FG attempts vs. the Jaguars. His career-long 57-yard FG with one second remaining to give the Arizona a 27-24 victory in the longest game-winning FG in franchise history. It marked the fifth time in his career Dawson was named Special Teams Player of the Week. He earned the honor twice with the Browns (Week 3, 2001; Week 15, 2005) and twice with the 49ers (Week 14, 2013; Week 5, 2014).
- During his first season with Arizona in '17, became the first player in franchise history to make four or more FGs in a game at least five times in a season.
- In Week 15 of the '17 season at Washington, connected on all five FG attempts vs. the Redskins, becoming just the fifth different player in franchise history to make at least five FGs in a game. In NFL history, only John Carney (11), Morten Andersen (9) and Gary Anderson (7) have more career games with at least five FGs than Dawson (6).
- Topped 100 points in a season nine times in his career, including the 2017 season when he finished with 119 points.
- Dawson's 32 FGs for the Cardinals in 2017 tied his career high and represent the second-highest single-season total in franchise history (Neil Rackers - 40 in 2005).
- Set Cleveland's all-time franchise record with 305 made FGs and ranks second in Browns history with 1,265 points (Lou Groza, 1,349). Also holds Browns single-season franchise record for made FGs with 30 in 2008.
- Holds both Browns and 49ers records for consecutive FGs made - 29 straight with Browns (Week 13, 2011-Week 13, 2012) and 27 straight with 49ers (Week 5-17, 2013).
- According to the Elias Sports Bureau, Dawson joins Olindo Mare (Mia/Sea) and Neil Rackers (Ari/Hou) as the only kickers who currently hold the record for most consecutive made FGs for two different franchises.
- His 51-yard game-tying FG at Baltimore on 11/18/07 led to the creation of the "Phil Dawson Rule." On the final play of regulation, Dawson's kick bounced off the left upright and then the rear stanchion behind the crossbar. The attempt was originally ruled no good, but the officials reversed the call following discussion even though the play was not technically reviewable. The rule changed the next year to allow kicks that hit the uprights or crossbar to be reviewable and was dubbed the "Phil Dawson Rule."



PRO CAREER:

Originally signed by the Oakland Raiders as an undrafted rookie free agent on 4/24/98. Released on 8/18/98 and claimed off waivers by New England Patriots on 8/21/98. Released on 8/30/98 and added to Patriots practice squad on 8/31/98, where he remained the entire season. Signed with Cleveland Browns on 3/26/99. Re-signed on 3/30/01 and 4/26/02. Signed a five-year contract with Cleveland as a restricted free agent on 7/15/05. Designated Browns franchise player in 2011 and 2012, signing one-year contracts on 7/30/11 and 3/19/12. Signed with San Francisco 49ers as an unrestricted free agent on 3/19/13. Re-signed with 49ers to two-year contract on 3/11/14 and then a one-year contract on 3/14/16. Signed a two-year contract with Cardinals an unrestricted free agent on 3/10/17.

2017: Tied his career high with 32 FGs (second most in franchise history) and totaled 119 points (tied for fifth in franchise history) after being named a team captain prior to the season ... had 34 touchbacks on 74 kickoffs for a career-high 45.9 percent touchback rate ... closed out the season by making 22 of 24 FGs over the final nine games ... connected on one PAT and three of four FGs, including a 30-yard game-winner in OT @ Ind (9/17) ... converted all four FGs and combined with 49ers K Robbie Gould (five-of-five) to score the game's first 27 points and match a single-game NFL record for the most made FGs vs. SF (10/1) ... converted a 28-yard FG and all five PATs vs. TB (10/15); passed K Norm Johnson (1,736) for 11th place on the NFL's all-time scoring list ... scored 13 points on a PAT and four FGs, including a career-long 57-yard game-winner vs. Jax (11/26); his 57-yarder with 0:01 on the clock was the third-longest in team history and the longest game-winner ever by a Cardinal; earned NFC Special Teams Player of the Week honors – the fifth time in his career – for his performance against the Jaguars; joined Matt Bryant as the only active kickers to win a Special Teams Player of the Week Award with three different teams (Cleveland, San Francisco, Arizona) ... scored all 12 of Arizona's points, connecting on four-of-five FG attempts in the win vs. Ten (12/10) ... connected on all five FGs to score a season-high 15 points @ Was (12/17) ... passed K Sebastian Janikowski (1,799) and moved into 10th place on the NFL's all-time scoring list with a 21-yard FG in the first quarter vs. NYG (12/24) ... connected on four FGs – three from 40+ yards and one from 53 yards – to score 14 of Arizona's 26 points in the season finale win @ Sea (12/31); scored the game's final points on a 42-yard, go-ahead FG with 2:21 remaining in the fourth quarter against the Seahawks.

2016: Converted 18-of-21 FGAs and 33-of-34 PATs in his final season with the 49ers ... served as the 49ers only season-long team captain, marking the seventh time in his career he was a captain (2007-10, 2012, 2015-16) ... made all three FGAs @ Buf (10/16) ... hit all three FGAs, all from 45+ yards, and both PATs vs. NO (11/6) ... successful on both FGAs and two PATs @ Ari (11/13), moving him past Roger Craig (396 points) for 10th on the 49ers all-time scoring list; hit a season-long 53-yard FG in the third quarter for his 14th FG of 50 or more yards with San Francisco, extending his own franchise record ... with 33-yard FG in the first quarter vs. NE (11/20), became the 10th kicker in NFL history with 400 career made FGs; also became the 10th player in 49ers history to score 400 or more points.

AMONG NFL'S ALL-TIME SCORING LEADERS

With 119 points in 2017 during his first year in Arizona, **K Phil Dawson** moved up five spots on the NFL's all-time scoring list last season – finishing the year ranked 10th in NFL history with 1,817 points.

Dawson's career scoring breakdown:

Field Goals: 436 (1,308 points)

PATs: 503 (503 Points)

Touchdowns: 1 Rushing TD (6 points)

NFL's All-Time Scoring Leaders (Career)

Rnk	Player	Points	To Pass
1	Morten Andersen#	2,544	728
2	Adam Vinatieri*	2,487	671
3	Gary Anderson	2,434	618
4	Jason Hanson	2,150	334
5	John Carney	2,062	246
6	Matt Stover	2,004	188
7	George Blanda#	2,002	286
8	Jason Elam	1,983	167
9	John Kasay	1,970	154
10	Phil Dawson*	1,817	-

#Hall of Fame Inductee *Active Player

Among active NFL players, Dawson's 1,817 points rank second behind only Colts K Adam Vinatieri (2,487).

NFL Active Points Leaders

Rnk	Player (Team)	Points
1	Adam Vinatieri (Ind)	2,487
2	Phil Dawson (AZ)	1,817
3	Sebastian Janikowski (Oak)	1,799
4	Matt Bryant (Atl)	1,624
5	Stephen Gostkowski (NE)	1,613

TOP-5 TOTAL IN ARIZONA IN 2017

Dawson's 119 points in 2017 tied for the fifth-best single-season total in franchise history.

Franchise History – Points (Season)

Rnk	Player (Year)	Points
1	Neil Rackers (2005)	140
2	Chandler Catanzaro (2015)	137
3	Jay Feely (2013)	127
4	David Johnson (2016)	122
5t	Phil Dawson (2017)	119
5t	Neil Rackers (2008)	119

2015: Successful on 24-of-27 FGAs and 20-of-21 PATs during the first season of NFL's 33-yard PAT rule ... named 49ers Bill Walsh Award winner, an award voted on by coaches and given to the team's MVP to honor outstanding individual performance ... after having his first FGA of the season blocked, made 19 straight from Weeks 1-14 to record the second-longest streak in franchise history (trailing only his 27 straight in 2013) ... made 53-yard FG vs. Bal (10/18), giving him the most FGs of 50+ yards in franchise history with 11; hit all four FGAs in the game ... tied season high with four FGs in season finale vs. StL (1/3/16), including a 23-yard game-winner in OT; with 13 points scored, became the 16th player in NFL history to reach 1,600 career points.



PHIL FROM 50+

Dawson made four FGs of 50+ yards in 2017, including three in the final six games of the season.

During his 19 seasons in the NFL, Dawson has connected on 42 of his 59 attempts from 50+ yards (71.2%); only three players in NFL history have made more.

Most FGs of 50+ Yards – NFL History

Rnk	Player (Seasons)	50+
1	Sebastian Janikowski (2000-)*	55
2	Jason Hanson (1992-2012)	52
3	Matt Prater (2007-)*	43
4t	Phil Dawson (1999-)*	42
4t	John Kasay (1991-2011)	42

*Active Player

With his performance in 2017, Dawson joined Neil Rackers (6 in 2005; 5 in 2004) and Greg Davis (4 in 1993) as the only kickers in franchise history with at least four FGs of 50+ yards in a season.

2014: Made 25-of-31 FGAs and all 33 PATs ... scored 108 points, his eighth career and third consecutive 100-point season ... hit all four FGAs in 26-21 victory @ Phi (9/28) ... converted all five FGAs, including a season-long 55-yarder and a 52-yarder vs. KC (10/5); marked his fifth career game with five or more made FGs and the fourth time he made multiple FGs from 50+ in the same game; named NFC Special Teams Player of the Week, his fourth career Player of the Week award ... connected on both FGAs and all three PATs @ NO (11/9); hit 35-yard game-winner in OT ... made all three FGAs in 16-10 win @ NYG (11/16).

2013: In his first season with the 49ers, set career highs with 140 points, 32 made FGs on 36 attempts and 44 PATs ... tied for sixth in the NFL with 140 points, reaching the 100-point milestone for the seventh time ... his 32 FGs and 140 points both ranked second in 49ers franchise history ... set franchise record with 27 consecutive made FGs from Weeks 5-17 ... won his third career Player of the Week honor when he was named NFC Special Teams Player of the Week after making all four FGAs and one PAT vs. Sea (12/8); made 22-yard FG with 26 seconds left to give the 49ers a 19-17 victory ... tied season high with four FGs @ TB (12/15) ... made two FGs both with under two minutes remaining in regular season finale @ Ari (12/29), connecting from 56 yards with 1:45 left to give San Francisco a 20-17 lead, and after the Cardinals tied the score at 20, made a 40-yarder as time expired to secure a 23-20 win ... hit all three FGAs in Wild Card game @ GB (1/5/14), including a 33-yard game-winner as time expired ... successful on all three FGAs in Divisional Playoff @ Car (1/12/14); made 49-yard FG on opening drive to set new 49ers postseason record for longest FG ... made only FGA and both PATs in NFC Championship Game @ Sea (1/19/14).

2012: Earned first career Pro Bowl selection after making 29-of-31 FGs and all 29 PATs for a total of 116 points, his sixth career 100-point season ... tied career high set the previous season with seven FGs of 50+ yards ... led the AFC and ranked second in the NFL with seven 50+-yard FGs and a 93.5 FG percentage ...

became the first Browns kicker ever selected to the Pro Bowl (Lou Groza was selected as a tackle) ... made 23 straight FGAs to open the season and set new career high and Browns franchise record with 29 consecutive made FGs from Week 13 of 2011 season through Week 13 of 2012 ... made all three FGAs, all from 50+ yards, @ Bal (9/27); marked first time in his career he made three FGs of 50 or more yards in a game and became just the seventh kicker in NFL history to accomplish the feat ... posted season-high five FGs vs. Bal (11/4), accounting for all 15 of Cleveland's points in the game; marked his fourth career game with five or more FGs made ... reached 29 straight made FGs @ Oak (12/2) before having his third FGA of the game blocked ... made season-long 53-yard FG @ Den (12/23).

2011: Successful on 24-of-29 FGAs and all 20 PATs ... hit a career-high seven FGs of 50+ yards, tying David Akers and Sebastian Janikowski for the most in the NFL that season ... led the Browns to a 6-3 win vs. Sea (10/23) when he made FGs of 52 and 53 yards to account for all of the team's points; marked first time in his career he made two FGs of 50+ yards in the same game ... had season-high four FGs vs. STL (11/13) ... made all three FGAs in season finale vs. Pit (1/1/12).

2010: Converted 23-of-28 FGAs and all 28 PATs to lead the team with 97 points ... set Browns all-time record for made FGs with his 235th career FG, a 39-yarder @ Pit (10/17), breaking record previously held by Lou Groza (234) ... made all three FGAs and all three PATs @ NO (10/24), becoming the third Browns player in team history to surpass 1,000 career points ... hit fourth-quarter game-winning FGs in back-to-back contests: a 41-yard FG with 2:42 left vs. Car (11/28) to give the Browns a 24-23 victory and then a 23-yarder as time expired in regulation for a 13-10 win @ Mia (12/5).

2009: Made 17-of-19 FGAs in 11 games ... converted all four FGAs in first two games before missing Games 3-7 due to a right calf injury ... hit 44-yard FG @ Det (11/22) on game-opening drive for the 217th FG of his career, moving past Don Cockroft for the second-most FGs in Browns history; also had 10-yard pass completion to WR Mike Furrey on a fake FG, marking first pass attempt of his career ... made three FGs each in final two games of the season: vs. Oak (12/27) and vs. Jax (1/3/10).

2008: Posted a Browns single-season franchise-record 30 made FGs on 36 attempts and made all 18 PATs to total 108 points, his fifth career 100-point season ... became first player in team history to convert a FG of 50+ yards in three straight games, making a 54-yard FG vs. Bal (11/2), 52-yarder vs. Den (11/6) and a career-long 56-yarder @ Buf (11/17) ... 56-yard FG against the Bills came with 1:39 remaining and gave the Browns a 29-27 victory; marked his 10th career game-winning FG; made all five FGAs and both PATs in the game for a season-high 17 points ... made a 27-yard FG @ Phi (12/15) for his 30th FG of the season to break Matt Stover's single-season Browns record.

2007: After being voted a special teams captain for the first time, set a then career high with 120 points, which tied for second in team history ... became the first player in franchise history with four seasons of 100+ points ... made 26-of-30 FGs and a then career-best 42 PATs ... successful on all three



FGAs and a career-high six PATs vs. Cin (9/16) ... hit two OT game-winners in a span of three weeks: a 25-yarder vs. Sea (11/4) and a 33-yarder @ Bal (11/18) ; had a season-high four FGs against Ravens, including game-tying 51-yarder to force OT as time expired and then the OT winner ... moved into third place in franchise history in scoring with nine points vs. Hou (11/25), giving him 760 career points and surpassing Hall of Fame RB Jim Brown (756).

2006: Made 21-of-29 FGs and all 25 PATs ... connected on all four FGAs @ Car (10/8) ... set a career high and a Browns single-game franchise record with six FGs @ SD (11/5) ... hit game-winning 33-yard FG in OT vs. KC (12/3) to give Cleveland a 31-28 victory, his second career OT game-winner ... made season-long 51-yard FG @ Bal (12/17).

2005: Totaled 100 points for the second straight season and third time in four years after making a then career-high 27 FGs on 29 attempts ... began the year making 15 consecutive FGAs over first eight games of the season ... surpassed 500 career points with a 22-yard FG @ Ind (9/25) ... played in his 100th career game vs. Ten (11/6) ... earned second career AFC Special Teams Player of the Week honor after making all three FGAs, including a 37-yard game-winner as time expired @ Oak (12/18); accounted for all nine points scored by the Browns in a 9-7 victory.

2004: Reached 100 points for the second time after making 24-of-29 FGAs and all 28 PATs ... scored all of the Browns points by making all four FGAs @ Dal (9/19) ... hit all three FGAs @ Pit (10/10) ... with 31-yard FG vs. Pit (11/14), extended consecutive FGs made streak to 27 dating back to Week 7 of the 2003 season, which established a new Browns franchise record ... converted all five FGAs in season finale @ Hou (1/2/05), marking his first career game with five or made FGs.

FOR THE WIN

Dawson had a career-high three game-winning field goals during his first season with Arizona in 2017. He now has 20 game-winning FGs on his resume, including six in OT and one in the postseason (2013 Wild Card SF @ GB).

Dawson's Career Game Winning Field Goals

42 yards @ Seattle, 12/31/17 (AZ)
 57 yards vs. Jacksonville, 11/26/17 (AZ)
 30 yards @ Indianapolis, 9/17/17 (OT) (AZ)
 23 yards vs. St. Louis, 1/3/16 (SF)
 35 yards @ New Orleans, 11/9/14 (OT) (SF)
 33 yards @ Green Bay, 1/5/14-Wild Card Game (SF)
 40 yards @ Arizona, 12/29/13 (SF)
 22 yards vs. Seattle, 12/8/13 (SF)
 23 yards @ Miami, 12/5/10 (Cle)
 41 yards, vs. Carolina, 11/28/10 (Cle)
 56 yards @ Buffalo, 11/17/08 (Cle)
 33 yards @ Baltimore, 11/18/07 (OT) (Cle)
 25 yards vs. Seattle, 11/4/07 (OT) (Cle)
 33 yards vs. Kansas City, 12/3/06 (OT) (Cle)
 37 yards @ Oakland, 12/18/05 (Cle)
 35 yards @ NY Jets, 10/27/02 (Cle)
 33 yards @ Tennessee, 9/22/02 (OT) (Cle)
 44 yards @ Tennessee, 12/30/01 (Cle)
 19 yards vs. Pittsburgh, 9/17/00 (Cle)
 39 yards @ Pittsburgh, 11/14/99. (Cle)

RAINING 3'S

Dawson made all five of his FG attempts in the Cardinals game at Washington in Week 15 of the 2017 season, becoming just the fifth different player in franchise history to make at least five FGs in a game.

Franchise Record - Field Goals Made (Game)

Rnk	Player (Opponent)	FGs
1	Jim Bakken (9/14/67 @ Pit)	7
2t	Neil Rackers (10/2/05 vs. SF)	6
2t	Jim Bakken (12/7/73 @ Atl)	6
4t	Phil Dawson (12/17/17 @ Was)	5
4t	Chandler Catanzaro (10/4/15 @ StL)	5
4t	Jay Feely (12/12/10 vs. Den)	5
4t	Jim Bakken (9/29/76 @ GB)	5
4t	Jim Bakken (12/13/64 vs. Phi)	5

His performance against Washington marked the sixth time in his career that Dawson has made at least five FGs in a game. Only three players in NFL history have more such games than Dawson.

Most Games with Five or More FGs- NFL History

#	Player
11	John Carney (1988-2010)
9	Morten Andersen (1982-2007)
7	Gary Anderson (1982-2004)
6	Phil Dawson (1999-)*
5	Kris Brown (1999-2010)
5	Steve Christie (1990-2004)
5	Sebastian Janikowski (2000-)*
5	Matt Stover (1991-2009)

*Active

2003: Made 18-of-21 FGs in 13 games before suffering an arm injury and being placed on injured reserve ... hit season-long 52-yard FG and had a 14-yard run on a fake FG that led to a TD on the next play vs. Oak (10/12) ... successful on all three FGs and all five PATs vs. Ari (11/16) ... suffered broken left arm vs. StL (12/8) and was placed on injured reserve on 12/9.

2002: Posted his first 100-point season after making 22-of-28 FGAs and 34-of-35 PATs ... successful on all four FGAs in season opener vs. KC (9/8) ... made his first career 50+-yard FG when he converted a 52-yarder in the first quarter vs. Cin (9/15) ... notched his first career OT game-winner with a 33-yarder that lifted Cleveland to a 31-28 victory @ Ten (9/22); also was successful on an onside kick attempt in the fourth quarter that helped Browns force OT ... recovered his own onside kick vs. Bal (10/6) ... made a 35-yard game-winner @ NYJ (10/27) to complete Browns comeback from down 21-3 to win 24-21 ... in his post-season debut, successful on both FGAs and all three PATs in Wild Card game @ Pit (1/5/03).

2001: Ranked second in the NFL in FG accuracy at 88.0% (22-of-25) ... finished the season making 15 consecutive FGs, which was the longest active streak in the NFL at the conclusion of the regular season ... made all three FGs and both PATs for a total of 11 points @ Jax (9/30); named AFC Special Teams Player of the Week for the first time in his career ... hit all four FGAs vs. Cin (11/25) ... connected on a 44-yard FG with 55 seconds left to give Browns a 41-38 victory @ Ten (12/30).



2000: Made 14-of-17 FGAs and all 17 PATs, including going a perfect 12-of-12 from inside 40 yards ... hit a 19-yard game-winning FG with less than three minutes to play vs. Pit (9/17); made all three FGAs in the game ... converted a season-best four FGs to help Browns to a 19-11 victory vs. NE (11/12).

1999: After winning the kicking job in training camp, was 8-of-12 on FGAs in his first NFL season ... made his NFL debut @ Ten (9/19) and hit his first career FG from 41 yards in the second quarter ... converted a season-best 49-yard FG @ Bal (9/26) ... scored a TD on a fake FG vs. Cin (10/10) running four yards for the score; marked the first rushing TD in Cleveland Browns Stadium history ... made his first career game-winning FG with a 39-yarder as time expired @ Pit (11/14).

COLLEGE:

A four-year letterman who made 59-of-79 FGAs and 162-of-170 PATs for a total of 339 points ... was a team captain and earned First-Team All-American and All-Big 12 honors as a senior in 1997 after making 13-of-16 FGAs and 26 PATs ... also received First-Team All-American recognition as a junior when he scored a career-high 108 points (19 FGs,

51 PATs) in 12 games ... part of Texas team that won the first Big 12 Championship Game in 1996 ... named to the All-Academic Big 12 teams in each of his last two seasons.

PERSONAL:

Attended Lake Highlands (Dallas, TX) where he was a kicker and started at tackle ... born in West Palm, FL but grew up in Dallas ... named the 2007 Dino Lucarelli "Good Guy" Award by the Cleveland PFWA chapter ... was the Browns 2006 Ed Block Courage Award winner and also won the 2006 Doug Dieken Humanitarian Award for his charitable and community efforts, as recognized by the Cleveland Touchdown Club ... while in Cleveland, founded the "Dawson's 4 Adoption" season ticket program which provided tickets, apparel and food for the Adoption Network Cleveland organization ... along with wife, Shannon, the couple has two sons, Dru and Beau, and one daughter, Sophiann ... wife, Shannon, is a professional singer who sang at George W. Bush's inauguration after he was elected Governor of Texas in 1994, has performed as a backup singer for Wayne Newton in Las Vegas and released a country/contemporary Christian mix album titled Redemption in September, 2013.

DAWSON CAREER STATS

Scoring												
Year	Team	G	FG	FGA	Pct	Lg	Blk	XP	XPA	Pct	Blk	Points
1999	Cle	15	8	12	66.7	49	0	23	24	95.8	0	47
2000	Cle	16	14	17	82.4	45	0	17	17	100.0	0	59
2001	Cle	16	22	25	88.0	48	0	29	30	96.7	0	95
2002	Cle	16	22	28	78.6	52	1	34	35	97.1	0	100
2003	Cle	13	18	21	85.7	52	0	20	21	95.2	1	74
2004	Cle	16	24	29	82.8	50	0	28	28	100.0	0	100
2005	Cle	16	27	29	93.1	44	0	19	21	90.5	1	100
2006	Cle	16	21	29	72.4	51	1	25	25	100.0	0	88
2007	Cle	16	26	30	86.7	51	2	42	43	97.7	0	120
2008	Cle	16	30	36	83.3	56	0	18	18	100.0	0	108
2009	Cle	11	17	19	89.5	49	0	18	19	94.7	1	69
2010	Cle	16	23	28	82.1	48	0	28	28	100.0	0	97
2011	Cle	16	24	29	82.8	54	2	20	20	100.0	0	92
2012	Cle	16	29	31	93.5	53	1	29	29	100.0	0	116
2013	SF	16	32	26	88.9	56	0	44	44	100.0	0	140
2014	SF	16	25	31	80.6	55	1	33	33	100.0	0	108
2015	SF	16	24	27	88.9	54	2	20	21	95.2	1	92
2016	SF	16	18	21	85.7	53	0	33	34	97.1	0	87
2017	Ariz	16	32	40	80.0	57	2	23	26	88.5	2	119
Total		295	436	518	84.2	57	12	503	516	97.5	6	1,811

Field Goals												
Year	Team	1-19	Pct	20-29	Pct	30-39	Pct	40-49	Pct	50+	Pct	
1999	Cle	0-0	--	2-2	100.0	3-5	60.0	3-5	60.0	0-0	--	
1999	Cle	0-0	--	2-2	100.0	3-5	60.0	3-5	60.0	0-0	--	
2000	Cle	3-3	100.0	4-4	100.0	5-5	100.0	2-5	40.0	0-0	--	
2001	Cle	0-0	--	10-10	100.0	8-9	88.9	4-6	66.7	0-0	--	
2002	Cle	0-0	--	9-10	90.0	6-8	75.0	5-7	71.4	2-3	66.7	
2003	Cle	2-2	100.0	7-7	100.0	4-5	80.0	3-5	60.0	2-2	100.0	
2004	Cle	0-0	--	11-11	100.0	6-8	75.0	6-9	66.7	1-1	100.0	
2005	Cle	2-2	100.0	11-11	100.0	9-11	81.8	5-5	100.0	0-0	--	
2006	Cle	0-0	--	5-6	83.3	9-10	90.0	6-12	50.0	1-1	100.0	
2007	Cle	2-2	100.0	9-10	90.0	7-8	87.5	7-8	87.5	1-2	50.0	
2008	Cle	0-0	--	10-10	100.0	12-14	85.7	5-6	83.3	3-6	50.0	
2009	Cle	0-0	--	7-7	100.0	5-5	100.0	5-6	83.3	0-1	0.0	
2010	Cle	3-3	100.0	7-7	100.0	10-10	100.0	3-5	60.0	0-3	0.0	
2011	Cle	0-0	--	7-9	77.8	3-4	75.0	7-8	87.5	7-8	87.5	
2012	Cle	0-0	--	8-9	88.9	8-9	88.9	6-6	100.0	7-7	100.0	
2013	SF	0-0	--	12-13	92.3	6-6	100.0	10-11	90.9	4-6	66.7	
2014	SF	0-0	--	6-6	100.0	8-9	88.9	5-7	71.4	6-9	66.7	
2015	SF	0-0	--	9-10	90.0	6-6	100.0	6-8	75.0	3-3	100.0	
2016	SF	0-0	--	4-4	100.0	6-6	100.0	7-9	77.8	1-2	50.0	
2017	Ariz	0-0	--	7-7	100.0	10-14	71.4	10-13	76.9	4-5	80.0	
Total		12-12	100.0	145-153	94.8	131-152	86.2	105-141	74.5	42-59	71.2	



DAWSON CAREER STATS CONT.

Single Game Highs:

Field Goals Made: 6, @ San Diego, 11/5/06; **Field Goals Attempted:** 6, @ San Diego, 11/5/06; **Longest Field Goal:** 57, vs. Jacksonville, 11/26/17; **Most Points:** 19, @ San Diego, 11/5/06, (six FGs, one PAT); **Most PATs:** 6, three times, last @ Jacksonville, 10/27/13; **Most Touchbacks:** 7, vs. Tampa Bay, 10/15/17.

Additional Statistics:

Punting: Career: 9-257; **2002:** 2-36; **2003:** 1-29; **2005:** 2-53; **2006:** 2-58; **2008:** 1-33; **2015:** 1-48.

Special Teams Tackles: Career: 19; **1999:** 1; **2000:** 3; **2001:** 1; **2002:** 1; **2003:** 3; **2004:** 1; **2005:** 3; **2006:** 2; **2010:** 1; **2011:** 1; **2014:** 1; **2017:** 1.

Passing: Career: 1-1-10 yards; **2009:** 1-1-10 yards.

Rushing: Career: 2-18-1 TD; **1999:** 1-4-1 TD; **2003:** 1-14.

Game-Winning Field Goals: 20: 42 yards @ Seattle, 12/31/17; 57 yards vs. Jacksonville, 11/26/17; 30 yards @ Indianapolis, 9/17/17 (OT); 23 yards vs. St. Louis, 1/3/16; 35 yards @ New Orleans, 11/9/14 (OT); 33 yards @ Green Bay, 1/5/14 (Wild Card Playoffs); 40 yards @ Arizona, 12/29/13; 22 yards vs. Seattle, 12/8/13; 23 yards @ Miami, 12/5/10; 41 yards, vs. Carolina, 11/28/10; 56 yards @ Buffalo, 11/17/08; 33 yards @ Baltimore, 11/18/07 (OT); 25 yards vs. Seattle, 11/4/07 (OT); 33 yards vs. Kansas City, 12/3/06 (OT); 37 yards @ Oakland, 12/18/05; 35 yards @ NY Jets, 10/27/02; 33 yards @ Tennessee, 9/22/02 (OT); 44 yards @ Tennessee, 12/30/01; 19 yards vs. Pittsburgh; 9/17/00; 39 yards @ Pittsburgh, 11/14/99.

DAWSON POSTSEASON STATS

Year	Team	Scoring									
		G	FG	FGA	Pct	Lg	Blk	XP	XPA	Pct	Blk
2002	Cle	1	2	2	100.0	31	0	3	3	100.0	0
2013	SF	3	7	7	100.0	49	0	6	6	100.0	0
Total		4	9	9	100.0	49	0	9	9	100.0	0

Year	Team	Field Goals									
		1-19	Pct	20-29	Pct	30-39	Pct	40-49	Pct	50+	Pct
2002	Cle	0-0	--	1-1	100.0	1-1	100.0	0-0	--	0-0	--
2013	SF	0-0	--	3-3	100.0	3-3	100.0	1-1	100.0	0-0	--
Total		0-0	--	4-4	100.0	4-4	100.0	1-1	100.0	0-0	--

Postseason Single Game Highs:

Field Goals Made: 3, twice, last @ Carolina, 1/12/14; **Field Goals Attempted:** 3, twice, last @ Carolina, 1/12/14; **Longest Field Goal:** 49, @ Carolina, 1/12/14; **Most Points:** 11, twice, last @ Carolina, 1/12/14; (three FGs, two PATs); **Most PATs:** 3, @ Pittsburgh, 1/5/03; **Most Touchbacks:** 2, @ Carolina, 1/12/14.



TRAVELL DIXON

COLLEGE: Washington

HOW ACQUIRED: FA-18

YEARS NFL/CARDINALS: 1/1

HOMETOWN: Miami, FL

DOB: February 17, 1991

27 | SAFETY | 6-1 | 210

PRO CAREER:

Signed with the Oakland Raiders as an undrafted rookie free agent on 5/11/15. Released on 5/27/15 and signed to Carolina's practice squad on 9/4/16. Promoted to Panthers active roster on 12/27/16. Released on 8/10/17. Signed with the Cardinals on 6/11/18.

2016: After being promoted to the Panthers active roster on 12/27, made NFL debut in the season finale @ TB (1/1) and had one special teams tackle ... spent first 16 weeks of the season on the Panthers practice squad.

COLLEGE:

Spent his final two college seasons at Washington and played in 16 games (one start) following

a brief stint at Alabama and two years at Eastern Arizona College ... totaled 12 tackles, one pass defended and one forced fumble while at Washington ... in 2014, played in 12 games (one start) at Washington and collected four tackles ... in 2013, appeared in four games and had eight tackles ... spent two seasons (2010-11) at Eastern Arizona College ... in 2011, earned first-team National Junior College Athletic Association All-America honors after totaling 65 tackles and seven INTs.

PERSONAL:

Attended Norland (Miami, FL) High School where he played just one season of football, leading all of Dade County with seven INTs during his senior year.

**MOUBARAK DJERI****No College****HOMETOWN:** Lomé, Togo**DOB:** December 30, 1995**HOW ACQUIRED:** FA-18◆ **ROOKIE** ◆**61 | DEFENSIVE END | 6-3 | 275****PRO CAREER:**

Signed with the Cardinals on 3/28/18 after two seasons (2016-17) with the Cologne Crocodiles of the German Football League (GFL1). Collected 12 sacks, 40 tackles, 10 tackles for loss and two forced fumbles in 2017 while playing in 15 games.

PERSONAL:

Name is pronounced “Moo-buh-RACK Jerry” ... born in Lomé, the capital and largest city of Togo in Western Africa ... moved to Cologne, Germany in 2007, attended GHS Reutlinger Strasse (Cologne, Germany) High School from 2007-08 and graduated from Montessori Hauptschule (Cologne, Germany) High School in

2013 ... played two seasons (2014-15) for the junior team in Cologne, helping the Crocodiles reach the junior bowl in each season and win the German Junior Championship in 2014 ... worked part-time and played football while attending Berufskolleg Ehrenfeld, a vocational school where he trained to be a nutritionist and chef ... played American football for the first time in 2013 while practicing with Cologne's junior team in preparation for the 2014 season ... became interested in the sport at the age of six while watching it on television in Togo ... his 27 aunts and uncles (14 on father's side and 13 on mother's side) live throughout Germany and Togo ... speaks four languages: English, German, French and Tem (or Kotokoli).

**VONTARRIUS DORA****COLLEGE:** Louisiana Tech**HOW ACQUIRED:** FA-18**YEARS NFL/CARDINALS:** 1/1**HOMETOWN:** West Point, MS**DOB:** September 7, 1992**59 | DEFENSIVE END | 6-4 | 256****PRO CAREER:**

Signed with the Denver Broncos as an undrafted rookie free agent on 5/3/16. Released on 9/3/16 and signed to the Broncos practice squad on 9/4/16. Elevated to the active roster on 12/16/16 and was released on 9/2/17. Signed to the Cardinals practice squad on 10/4/17 and was released on 10/14/17. Signed to the Colts practice squad on 10/31/17 and was released on 11/14/17. Signed to the Cardinals practice squad on 12/19/17 and signed a future contract with Arizona on 1/2/18.

2017: Spent training camp with the Broncos and was released on 9/2 ... spent time on the Cardinals and Colts practice squads.

2016: Played in one game with the Broncos after spending the first 13 weeks of his rookie season on the practice squad ... made his NFL debut appearing on special teams vs. Oak (1/117).

COLLEGE:

While at Louisiana Tech, was a four-year starter and played in 45 games, totaling 147 tackles, 13.5 sacks, two forced fumbles and two fumble recoveries ... as a senior in 2015, earned Honorable Mention All-Conference USA recognition after starting all 13 games at defensive end and tallying 48 tackles (31 solo), 6.0 sacks, one pass defended, two forced fumbles and one fumble recovery ... as a junior in 2014, totaled 29 tackles, 6.5 tackles for loss and 4.0 sacks ... started seven of 10 games played as a sophomore in 2013, totaling 31 tackles, 6.5 tackles for loss and 2.5 sacks.

PERSONAL:

Attended West Point (Miss.) High School ... earned four letters in football and basketball ... named to the Class 5A All-Mississippi first team as a senior and led his school to consecutive state championships ... played in Mississippi's North/South Game.



C.J. DUNCAN

COLLEGE: Vanderbilt
HOMETOWN: Montgomery, AL
DOB: March 24, 1995

HOW ACQUIRED: FA-18

◆ **ROOKIE** ◆

82 | WIDE RECEIVER | 5-10 | 195

COLLEGE CAREER:

Played 36 games (20 starts) during his time at Vanderbilt, totaling 124 receptions for 1,452 yards and nine TDs ... led the Commodores with 52 catches for 517 yards and five TDs in 12 games (eight starts) as a senior in 2017 ... returned from a season-ending leg injury to lead the Commodores in receptions (44) and receiving yards (494) as a junior in 2016 ... suffered a lower leg injury in preseason camp that forced him to miss his sophomore season ... appeared in 11 games (nine starts) as a redshirt freshman, catching 28 passes for 441 yards and a team-high-tying four TDs ... redshirted in 2013.

PERSONAL:

Full name is Clarence J. Duncan ... two-year captain, two-way starter (QB and DB) and two-time All-Metro selection by the Montgomery Advertiser at St. James (Montgomery, AL) School ... guided the Trojans to the 4A state playoffs while throwing for 1,010 yards and rushing for 861 yards and 12 TDs ... recorded 2,885 total yards and 33 TDs as a junior in 2011 and totaled 2,227 total yards and 12 TDs as a sophomore in 2010 ... also started for the basketball (guard) and baseball (outfielder) teams ... interned in the office of Davidson (TN) County Circuit Court Judge Randall Wyatt during the summer of 2015 ... majored in Political Science.



CHASE EDMONDS

COLLEGE: Fordham
HOMETOWN: Harrisburg, PA
DOB: April 13, 1996

ROUND 4
134th Overall



29 | RUNNING BACK | 5-9 | 205

NOTE CARDS

- Selected by the Cardinals in the fourth round (134th overall) of the 2018 NFL Draft out of Fordham. Became just the second Fordham player selected in the NFL Draft in the last 50 years (1969-2018) joining Cardinals 2010 fifth round pick (155th overall) QB John Skelton.
- One of the most accomplished players in Patriot League and NCAA FCS history, was a three-time consensus All-American (2014-16)

who closed out his career as the Patriot League all-time leading rusher and graduated as the Patriot League all-time leader in career TDs (74) and rushing TDs (67).

- Hails from Harrisburg, PA, the same hometown as Cardinal GM Steve Keim. Edmonds was the MVP of the 2014 Big-33 All-Star game for Pennsylvania's best high school players. Keim played in that game in 1991.

COLLEGE CAREER:

A three-time consensus All-American started all 44 games he appeared in at Fordham and closed out his career as the Patriot League all-time leading rusher and ranks fifth in NCAA FCS history with 5,862 career rushing yards ... graduated as the Patriot League all-time leader in career TDs (74) and rushing TDs (67) ... his 67 rushing TDs rank fourth in NCAA FCS history ... amassed 7,374 career all-purpose yards, a school and Patriot League career record which also ranks 10th in NCAA FCS history.

2017: The Patriot League preseason offensive player of the year was limited to seven games due to injury but still managed to garner second-team All-League honors ... rushed 136 times for 577 yards and five TDs and also caught 11 passes for 129 yards ... despite missing four games due to injury, ranked fourth in the Patriot League in total rushing yards.

2016: A consensus first-team All-American started all 11 games he appeared in and rushed for 1,799 yards and 19 TDs on 257 carries, averaging 7.0 yard per attempt ... also caught 25 passes for 272 yards and a TD and returned two kickoffs for 70 yards ... led the NCAA FCS in rushing yards per game (163.5) and ranked second in scoring (10.1 points/game); also ranked second in the FCS in total rushing yards and all-purpose yards per game (194.6) ... ranked third in the NCAA FCS in rushing TDs ... established a school and Patriot League record with 359 rushing yards versus Lafayette, setting an NCAA FCS record by averaging 21.1 yards per carry ... became the fastest Fordham RB to reach the 1,000-yard mark in a season (six games).

2015: Started all 12 games as a sophomore and was named the 2015 Patriot League and ECAC Offensive Player of the Year ... earned second-team AP All-America honors as well as first-team STATS NCAA FCS and second-team College Sports Madness All-America honors



... finished fourth in voting for the STATS NCAA FCS Offensive Player of the Year ... rushed for 1,648 yards and 20 TDs on 251 attempts and caught 31 passes for 383 yards and five TDs ... led the Patriot League and was third in the NCAA FCS in rushing yards and led the league and was fourth in the NCAA FCS in rushing yards per game (137.3) and rushing TDs ... led the league and was fourth in the NCAA FCS in all-purpose yards per game (184.18) and was second in the nation in scoring (12.5 points per game) ... set a school and Patriot League record with 347 rushing yards and three TDs versus Lehigh ... also caught two passes for 55 yards and TD against Lehigh to break the Patriot League single game all-purpose yardage mark (402).

2014: Started all 14 games at running back as a freshman and was named the 2014 Jerry Rice Award winner as the NCAA FCS Rookie of the Year after rushing for a career-high and school-record 1,838 yards and 23 TDs on 294 carries, all of which were Patriot League highs ... also caught 19 passes for 121 yards and a TD and returned 24 kickoffs for 514 yards ... named the Patriot League and ECAC Rookie of the Year ... led the Patriot League and was seventh in the NCAA FCS in rushing yards per game (131.3) and was second in the NCAA FCS in rushing TDs (23) and fourth in total rushing yards (1,838) ... led league and was fifth in the NCAA FCS in scoring (10.3 points per game) and

led the Patriot League and was 12th in the nation in yards per carry (6.25) ... led the conference and was fourth in the NCAA FCS in all-purpose yards per game (176.6) ... helped the offense rush for a school-record 2,353 yards, shattering the former mark of 2,162 set in 2013, and scoring with 569 points, surpassing the 2013 record of 526 ... team also set a school mark with 31 rushing TDs ... named Sports Network, Patriot League and ECAC Rookie of the Week twice ... rushed 18 times for 208 yards and a TD, caught two passes for 13 yards and returned seven kickoffs for 164 yards in second round NCAA FCS Playoff game at New Hampshire ... set Fordham freshman rushing record with 231 yards on 22 carries with four TDs against Rhode Island.

PERSONAL:

Attended Central Dauphin East (Harrisburg, PA) High School where he was a consensus first-team All-State selection as a senior in 2013 ... named MVP of the Big-33 Game where he rushed nine times for 73 yards and TD and caught four passes for 31 yards ... also named Mid-Penn Player of the Year ... accumulated 2,378 total yards and 25 TDs, including 1,984 rushing yards, as a senior ... also a member of the basketball team at Central Dauphin East ... earned a degree in Communications ... has a daughter, Avery.

EDMONDS COLLEGE STATS

Year	GP/GS	Att	Rushing					Receiving				
			Yds	Avg	LG	TD		No	Yds	Avg	LG	TD
2014	14/14	294	1,838	6.3	91t	23		19	121	6.4	36t	1
2015	12/12	251	1,648	6.6	75t	20		31	383	12.4	87	5
2016	11/11	257	1,799	7.0	77t	19		25	272	10.9	38	1
2017	7/7	136	577	4.2	65t	5		11	129	11.7	46	0
Total	44/44	938	5,862	6.2	91t	67		86	905	10.5	87	7

PFWA PHOENIX CHAPTER RECOGNIZES JONES AND RUCKER IN 2017

Cardinals defensive end **Chandler Jones** was named the team's MVP in 2017 by the Arizona chapter of the Pro Football Writers Association, and defensive tackle **Frostee Rucker** was given the Good Guy Award.

Jones led the NFL with a single-season franchise-record 17 sacks last season, becoming the first player in Cardinals history to lead the league in sacks since it became an official stat in 1982. He also paced the NFL with 28 tackles for loss and 38 QB hits. After being named a defensive team captain, Rucker started all 16 games and totaled 36 tackles while adding 10 tackles for loss and 1.5 sacks.

The MVP award is named after Lloyd Herberg, who covered the Cardinals for The Arizona Republic from 1988 until his death in 1994.

The Good Guy award is named after Steve Schoenfeld, who covered the Cardinals and the NFL for The Arizona Republic from 1988 to 2000. Schoenfeld was killed by a hit-and-run driver in 2000. The award in his name is given to a player who is professional, accessible and insightful in dealing with reporters.

LLOYD HERBERG MVP AWARD WINNERS

2001 – Kwamie Lassiter	2007 – Larry Fitzgerald	2013 – Karlos Dansby
2002 – L.J. Shelton	2008 – Kurt Warner	2014 – Jared Veldheer
2003 – Anquan Boldin	2009 – Darnell Dockett	2015 – Carson Palmer
2004 – Bertrand Berry	2010 – Kerry Rhodes	2016 – David Johnson
2005 – Anquan Boldin	2011 – Calais Campbell	2017 – Chandler Jones
2006 – Adrian Wilson	2012 – Daryl Washington	

STEVE SCHOENFELD GOOD GUY AWARD WINNERS

2001 – Frank Sanders	2007 – Calvin Pace	2013 – Lyle Sendlein
2002 – Pete Kendall	2008 – Rod Hood	2014 – Larry Foote
2003 – Marcus Bell	2009 – Kurt Warner	2015 – Tyrann Mathieu
2004 – James Darling	2010 – Tim Hightower	2016 – Kevin Minter
2005 – Kurt Warner	2011 – Larry Fitzgerald	2017 – Frostee Rucker
2006 – Obafemi Ayanbadejo	2012 – Paris Lenon	



LARRY FITZGERALD

COLLEGE: Pittsburgh

HOW ACQUIRED: D1/04 (3rd)

YEARS NFL/CARDINALS: 15/15

HOMETOWN: Minneapolis, MN

DOB: August 31, 1983

11 | WIDE RECEIVER | 6-3 | 218

PRO BOWL SELECTION: 2005, 2007, 2008, 2009, 2010, 2011, 2012, 2013, 2015, 2016, 2017

NOTE CARDS

- Originally selected by the Cardinals in the first round (3rd overall) of the 2004 NFL Draft and has started 216 of the 218 games in which he has appeared. Only players taken ahead of him were QB Eli Manning (No. 1 to San Diego; traded to NY Giants) and T Robert Gallery (No. 2 to Oakland).
- Selected to his franchise-record 11th Pro Bowl in 2017. Fitzgerald (11) joins Hall of Famer Jerry Rice (13) as the only wide receivers in NFL history to be selected to the Pro Bowl at least 11 times. Among active players only Patriots QB Tom Brady (13) has earned more Pro Bowl selections than Fitzgerald. Earned MVP honors in the 2008 Pro Bowl and his eight career TDs are a Pro Bowl record.
- Named a co-winner (along with QB Eli Manning) of the 2016 Walter Payton NFL Man of the Year award. The award, which Fitzgerald was also one of three finalists for in 2012, is the only league award that recognizes a player's off-the-field community service as well as his playing excellence. He became the second Cardinals player (Kurt Warner-2008) to earn the honor.
- Following the 2014 season, was named the inaugural winner of the Art Rooney NFL Sportsmanship Award, presented to an NFL player who demonstrates on the field qualities of great sportsmanship, including fair play, respect for opponents and integrity in competition. In 2012, was named the recipient of the 14th Annual Arthur S. Arkush Humanitarian Award by Pro Football Weekly, which is given to the NFL player whose contributions to the community and charitable organizations are especially outstanding.
- Franchise career leader in receptions (1,234), receiving yards (15,545), receiving TDs (110), total TDs (110), 100-yard receiving games (46) and consecutive games with a reception (211). His nine 1,000-yard receiving seasons are the most in team history.
- Ranks third in NFL history for both receptions (1,234) and receiving yards (15,545) and ranks eighth in NFL history with 110 career TD receptions.
- One of just five players in NFL history with 15,000+ receiving yards and 100+ TD receptions in their career.
- One of just six players in NFL history to score 100+ receiving TDs with a single team.
- Fitzgerald's streak of 211 consecutive games with a reception tied with Tony Gonzalez for the second-longest in NFL history. He has at least one catch in every game played in each of the last 13 seasons and has at least one catch in 217 of 218 career games played.
- Tied his own franchise record with 109 receptions in 2017, becoming the oldest player in NFL history to record 100+ receptions in a season. The '17 season marked the fifth of his career with 100+ receptions. In NFL history only Brandon Marshall (6) has more such seasons.
- Now owns the top four single-season reception totals in franchise history, with three of them coming in the last three seasons (109 in 2015; 107 in 2016; 109 in 2017).
- Over the last three seasons (2015-17) – playing from the ages of 32 to 34 years old – Fitzgerald recorded 325 receptions. That represents the second-highest total in the NFL during that span behind only Pittsburgh's Antonio Brown (343).
- Led the NFL in receptions with 107 in 2016. It marked the second time in his career (tied Steve Smith for NFL lead with 103 in 2005) Fitzgerald led the league in receptions. He became the first player in NFL history to lead the NFL in catches at least 11 years apart. Prior to Fitzgerald, the longest span between leading the league in receptions was six years by Jerry Rice (1990, 1996).
- Has led the NFL in receptions twice (2005, 2016) and in receiving TDs twice (2008, 2009).
- His 218 games played rank as the second-highest total in franchise history. Fitzgerald had more receptions in his first 200 career games (1,116) than any player in NFL history.
- In Week 13 of the 2017 season vs. the Rams, reached 1,200 receptions for his career. Fitzgerald (214 games) became the fastest player in NFL history to reach 1,200 career receptions.
- In 12 seasons at University of Phoenix Stadium, has 561 receptions for 7,052 yards playing on the Cardinals home field. In NFL history only Jerry Rice (646 receptions at Candlestick Park) has more receptions in any stadium than Fitzgerald has at University of Phoenix Stadium.
- After catching 13 passes in two games against the Rams in 2017, now has more career receptions against the Rams (176) than any player in NFL history against any single opponent. Jerry Rice (175 vs. Atlanta) held the previous record.
- Finished the 2015 season with 109 receptions for 1,215 yards and nine TDs. His 109 receptions set a franchise single-season record (tied that mark in 2017), surpassing his previous mark of 103, set in 2005.
- Has been named NFC Offensive Player of the Week four times in his career.
- One of the best postseason performers in NFL history, Fitzgerald has 57 receptions for 942 yards and 10 TDs in just nine postseason contests. He is the only player in NFL history to average at least 100+ receiving yards and a TD in the postseason. He has more receiving yards (942) than any player in NFL history through his first nine playoff games and only Jerry Rice (22 TDs in 29 games) and John Stallworth (12 TDs in 17 games) have more career receiving TDs in the postseason.
- Had one of the best postseasons of any player in NFL history during the Cardinals run to Super Bowl XLIII in 2008, shattering the NFL single postseason record for receptions (30), receiving yards (546) and receiving TDs (seven). His 30 receptions surpassed the previous record of 27, shared by Carolina's Steve Smith (2005) and New England's Wes Welker (2007). His 546 receiving yards surpassed Jerry Rice's 1988 total of 409 yards and his seven TD receptions topped Rice's 1988 total of six.
- In the Divisional matchup vs. Green Bay in 2015, caught eight passes for 176 yards and scored the game-winning TD in the 26-20 OT victory over the Packers. His 176 receiving yards set a new franchise postseason record. He accounted for all 80 yards on the Cardinals game-winning drive in OT (75-yard catch-and-run; 5-yard TD reception).
- Has five 100-yard receiving performances in the postseason and is the only player in NFL history with at least three games of 150+ receiving yards in the playoffs. With 100 yards receiving in each of the team's four postseason games in '08, set the NFL record for most consecutive playoff games with 100 yards receiving.
- Combined with John Brown (1,003 yards), the 2015 season marked just the fifth time in team history the Cardinals had multiple players with 1,000+ receiving yards in a season. With 96 receptions for 1,431 yards in 2008, he joined wide receivers Anquan Boldin (89-1,038) and Steve Breaston (77-1,006) to mark the fifth time in NFL history that a team had three players all reach 1,000 receiving yards in the same season.
- In 2005, Fitzgerald and Boldin became only the second tandem in NFL history to top 100 receptions and 1,400 receiving yards in the same season (Detroit's Herman Moore and Brett Perriman in 1995).
- At 22 years, 123 days old became the youngest receiver in NFL history to record a 100-catch campaign when he reached the milestone at Indianapolis on 1/1/06.
- In February of 2018, joined PGA pro Kevin Streelman in winning the Pebble Beach Pro-Am golf tournament. Fitzgerald became the first African-American amateur to win the event – which dates back to 1937 – and the first professional athlete to win the title since Dan Marino in 1988.



PRO CAREER:

Selected in the first round of the 2004 NFL Draft; was the first receiver taken and the third player overall behind QB Eli Manning (San Diego) and T Robert Gallery (Oakland). Agreed to new contracts with Arizona on 3/11/08, 8/20/11, 2/18/15, 8/5/16 and most recently on 11/17/17 that will keep him in a Cardinals uniform through the 2018 season. In his 14 seasons with the Cardinals, has established franchise records for receptions (1,234), receiving yards (15,545), receiving TDs (110), total TDs (110), 100-yard receiving games (46) and 1,000-yard receiving seasons (nine). Has also been voted to the Pro Bowl a franchise-record 11 times, including each of the past three seasons.

2017: Started all 16 games for the 10th time in his career after being chosen as an offensive captain for the seventh time ... matched his own single-season franchise record with 109 receptions (second most in the NFL) for 1,156 yards and a team-high six TDs ... finished the season with 90+ receptions for an NFL-record eighth time and 1,000+ receiving yards for the ninth time in his career, which trails only HOF WR Jerry Rice (14) and 2018 Hall of Fame Finalist Randy Moss (10) for the most in league history ... became the oldest player in NFL history to reach 100+ receptions and 1,000+ receiving yards in a season ... selected to his 11th Pro Bowl, which is the most by any player in franchise history and trails only Rice (13) among wide receivers in NFL history ... extended his streak of consecutive games with a catch to 211, which ties Tony Gonzalez for second in NFL history ... finished the season ranked third in NFL history in both receptions (1,234) and receiving yards (15,545) ... had three receptions for 21 yards in his first career game at Lucas Oil Stadium @ Ind (9/17) ... matched a career high with 13 receptions (tied for the highest single-game total in the NFL in 2017), including a spectacular sideline grab over CB Orlando Scandrick, for 149 yards and a TD vs. Dal (9/25) ... gained 32 yards on four receptions, including a 19-yard game-winning catch to cap a seven-play, 75-yard OT scoring drive vs. SF (10/1); became the first player in NFL history to catch an OT TD pass during the regular season and postseason (vs. GB on 1/16/2016) ... had six catches for 51 yards @ Phi (10/8); became the third player in NFL history – Rice (274) and Gonzalez

ONE OF TWO WITH 200

In Week 15 of last season vs. New Orleans - 12 years, 3 months and 6 days after appearing in his first-ever regular season game - WR **Larry Fitzgerald** played in his 200th regular season game.

Fitzgerald is one of just two players in franchise history to appear in at least 200 games with the Cardinals - and the only non-kicker to do so. He enters the 2018 season having played in 218 career games with Arizona.

Franchise Record - Career Games Played

Rnk	Player (Years)	Games
1	K Jim Bakken (1962-78)	234
2	WR Larry Fitzgerald (2004-)	218
3	QB Jim Hart (1966-83)	199
4	TE Jackie Smith (1963-77)	198
5	CB Roger Wehrli (1969-82)	193

(211) – with at least one reception in 200 consecutive games ... caught 10 passes for 138 yards and one TD vs. TB (10/15), passing WR Steve Smith, Sr. (14,731) for seventh on the NFL's all-time receiving yards chart ... gained 29 yards on three receptions @ LAR (10/22) in London's Twickenham Stadium, which became the 40th NFL venue in which he has a reception ... gained 70 yards on five receptions @ SF (11/5), passing HOF WR Tim Brown (14,934) for sixth on the NFL's all-time receiving yards chart ... had 10 receptions for 113 yards vs. Sea (11/9); at 34 years and 70 days old, became the second-youngest player (Jerry Rice – 33 years, 72 days) in NFL history to reach the 15,000-yard mark; became the first player in NFL history with more than 150 receptions against three different opponents – Rams, 49ers and Seahawks ... caught nine passes for 91 yards and one TD @ Hou (11/19), passing TE Tony Gonzalez (15,127) for fifth on the NFL's all-time receiving yards chart ... totaled 98 yards and one TD on 10 receptions – his 17th-career 10-catch game, and fourth in 2017 – vs. LAR (12/3); secured his 1,200th-career reception on a 15-yard TD against the Rams, reaching the milestone in the fewest games in NFL history (214); finished the game with 176-career receptions against the Rams, which is the most in NFL history against a single opponent, and 18 TD receptions against the Rams, which is

THE FRANCHISE

In his 14 NFL seasons, WR **Larry Fitzgerald** has broken virtually every major Cardinals career receiving record.

In 2011, Fitzgerald became the franchise all-time leader in receiving yards, receiving TDs, career 100-yard games and total TDs. He became the franchise all-time receptions leader in 2010.

Franchise Record—Career Receptions

Rec	Player (Years)
1,234	Larry Fitzgerald, 2004-
586	Anquan Boldin, 2003-09
535	Larry Centers, 1990-98
522	Roy Green, 1979-90
493	Frank Sanders, 1995-02

*Established record in Week 14 of 2010 season

Franchise Record—Career Receiving Yards

Yds	Player (Years)
15,545	Larry Fitzgerald, 2004-
8,497	Roy Green, 1979-90
7,918	Jackie Smith, 1963-77
7,520	Anquan Boldin, 2003-09
7,005	Pat Tilley, 1976-86

*Established record in Week 4 of 2011 season

Franchise Record—Touchdown Receptions

TDs	Player (Years)
110	Larry Fitzgerald, 2004-
66	Roy Green, 1979-90
60	Sonny Randle, 1959-66
45	Mel Gray, 1971-82
44	Anquan Boldin, 2003-09

*Established record in Week 3 of 2011 season

Franchise Record—Career 100-Yard Receiving Games

#	Player (Years)
46	Larry Fitzgerald, 2004-
27	Anquan Boldin, 2003-09
22	Jackie Smith, 1963-77
20	Roy Green, 1979-90

*Established record in Week 4 of 2011 season



the most against a single opponent by an active player ... passed Moss (15,292) for third place on the NFL's all-time receiving yards chart with 44 yards on five receptions vs. Ten (12/10) ... finished the game @ Was (12/17) with 92 catches on the season, extending his NFL record to eight seasons with at least 90 receptions ... notched his first career pass completion - a 21-yarder to Jaron Brown - and totaled 100+ receiving yards in a game for the fourth time on the season and

46th time in his career, which ties for the most among active NFL players vs. NYG (12/24); finished the final home game of the season with 561 receptions at University of Phoenix Stadium, which is the second most by any player at a single venue in NFL history - Rice (646 at Candlestick Park) ... matched a career high with eight first-half receptions, including four on the Cardinals 10-play, 73-yard scoring drive to start the game @ Sea (12/31).

FITZ TIES HIS OWN FRANCHISE RECORD IN 2017

In his 14th NFL season - playing at the age of 34 - WR **Larry Fitzgerald** tied the franchise record with 109 receptions in 2017. Fitzgerald tied the mark he set two seasons ago (109 in 2015). Fitzgerald now owns the top four single-season reception totals in franchise history - three of them coming the last three years.

In 2017, Fitzgerald became the oldest player in NFL history to record 100+ receptions in a season.

Franchise Record - Receptions (Season)

Rnk	Player (Year)	Rec
1t	Larry Fitzgerald (2017)	109
1t	Larry Fitzgerald (2015)	109
3	Larry Fitzgerald (2016)	107
4	Larry Fitzgerald (2005)	103
5	Anquan Boldin (2005)	102

Fitzgerald's 109 receptions led the NFC and ranked second in the NFL in 2017.

NFL Leaders - Receptions (2017)

Rnk	Player (Team)	Rec
1	Jarvis Landry (Mia)	112
2	Larry Fitzgerald (AZ)	109
3	Michael Thomas (NO)	104
4	Keenan Allen (LAC)	102
5	Antonio Brown (Pit)	101



The 2017 season marks Fitzgerald's fifth with 100+ receptions - and third in a row. Fitzgerald is one of just five players in NFL history with at least five seasons of 100+ catches. In NFL history, only Brandon Marshall (6) has more seasons with 100+ catches than Fitzgerald.

NFL Record - Seasons with 100+ Receptions

Rnk	Player (Years)	100+	Years
1	Brandon Marshall (2006-17)	6	2007-09, 2012-13, 2015
2t	Larry Fitzgerald (2004-17)	5	2005, 2007, 2015-17
2t	Antonio Brown (2010-17)	5	2013-17
2t	Andre Johnson (2003-16)	5	2006, 2008-09, 2012-13
2t	Wes Welker (2004-15)	5	2007-09, 2011-12

NOT SLOWING DOWN IN HIS 30'S

Over the last three seasons (2015-17) - playing from the ages of 32 to 34 years old - Fitzgerald recorded 325 receptions. That represents the second-highest total in the NFL during that span behind only Pittsburgh's Antonio Brown. In 2016, Fitzgerald led the NFL with 107 receptions.



NFL Leaders - Receptions (2015-17)

Rnk	Player (Team)	Rec
1	Antonio Brown (Pit)	343
2	Larry Fitzgerald (AZ)	325
3	Jarvis Landry (Mia)	316
4	Julio Jones (Atl)	307
5	DeAndre Hopkins (Hou)	285

NFL RECORD EIGHTH SEASON WITH 90+

Fitzgerald has posted 90+ receptions in a season eight times. No other player in NFL history has more than six such seasons.

NFL History - Seasons with 90+ Receptions

Rnk	Player (Years)	90+
1	Larry Fitzgerald (2004-17)*	8
2t	Marvin Harrison (1996-08)+	6
2t	Jerry Rice (1985-04)+	6
2t	Torry Holt (1999-09)	6
2t	Brandon Marshall (2006-17)*	6
+Hall of Fame Inductee *Active Player		



FITZ AT 110 TOUCHDOWNS IN HIS CAREER

Fitzgerald reached 100 career TD catches in the 2016 season opener. Since then, he has been building on that total and continuing his climb up the NFL's all-time list for career TD catches. Fitzgerald's 13-yard TD catch against the NY Giants in Week 16 - his sixth TD of 2017 - was the 110th of his career.

NFL Career Leaders—Touchdown Receptions

Rnk	TDs	Player (Years)
1	197	WR Jerry Rice (1985-04)+
2	156	WR Randy Moss (1998-12)
3	153	WR Terrell Owens (1996-10)
4	130	WR Cris Carter (1987-02)+
5	128	WR Marvin Harrison (1996-08)
6	114	TE Antonio Gates (2003-)#
7	111	TE Tony Gonzalez (1997-14)
8	110	WR Larry Fitzgerald (2004-)#
9t	100	WR Steve Largent (1976-89)+
9t	100	WR Tim Brown (1988-04)+
+Hall of Fame Inductee		#Active Players



Fitzgerald is one of just six players in NFL history to score 100+ receiving TDs with a single team. He and Chargers TE Antonio Gates are the only active players to have done so. The other four are all in the Pro Football Hall of Fame.

NFL Players to Score 100+ TD with One Team

Player	Team	TDs
Jerry Rice+	San Francisco	176
Marvin Harrison+	Indianapolis	128
Antonio Gates#	L.A. Chargers	114
Larry Fitzgerald#	Arizona	110
Cris Carter+	Minnesota	110
Steve Largent+	Seattle	100
+Hall of Fame Inductee #Active Players		

Including postseason, Fitzgerald's 120 career TD receptions represent the sixth-best total in NFL history behind Jerry Rice (219), Randy Moss (166), Terrell Owens (158), Cris Carter (138) and Marvin Harrison (130).

2016: After being chosen as an offensive captain for the sixth time in his career, started all 16 games for the ninth time and led the team with 107 receptions for 1,023 yards while tying for the team lead with six TDs ... his 107 receptions were the second-most in his career and led the NFL by one over Pittsburgh's Antonio Brown, marking the second time (2005) he led the league in catches; at 33 years, 123 days old to end the season, became third-oldest player to lead the NFL in receptions; 11-year span between leading the league in catches is longest ever ... marked his fourth career 100-catch season and his eighth career 1,000-yard season ... earned 10th career Pro Bowl selection, extending his record for the most by any player in franchise history; only WR with more career Pro Bowls is Jerry Rice with 13 ... extended his streak of consecutive games with a reception to 195, the third-longest streak in NFL history ... finished the season ranked third on NFL's all-time receptions list, eighth in TD catches and ninth in receiving yards ... named the Arizona Cardinals/Walter Payton NFL Man of the Year for the second time (2012) ... led the team with eight catches for 81 yards and two TDs vs. NE (9/11); reached 100 career TD receptions, becoming just the 10th player in NFL history to hit that milestone; passed Torry Holt (13,382) for 14th on NFL's all-time receiving yardage list ... had team-leading five receptions for 77 yards and a TD vs. TB (9/18); broke tie with HOFers Tim Brown and Steve

Largent for eighth on all-time TD catches list with 101 ... led team with six catches for 81 yards and two TDs @ SF (10/6); gave him 16 career TD receptions against the 49ers and 103 overall for his career; marked his 18th career multi-TD game; both TDs came from Drew Stanton, the 13th different QB he has caught a TD pass from ... had team-leading six receptions for 49 yards vs. NYJ (10/17); extended streak of consecutive games with a catch to 185, tying Terrell Owens for the fifth-longest streak in NFL history ... led team with nine catches for 70 yards vs. Sea (10/23); reached 186 straight games with a catch, tying Hines Ward for the fourth-longest streak in NFL history; passed Henry Ellard (13,777) for 13th all-time in receiving yards ... had team-high 10 receptions for 74 yards @ Car (10/30); passed Hall of Famer Cris Carter (13,899) for 12th place on NFL's all-time receiving yardage list and surpassed Reggie Wayne (1,070) for seventh all-time in receptions ... notched season highs with 12 receptions for 132 yards vs. SF (11/13); marked 42nd career 100-yard receiving game; gave him 10+ receptions in back-to-back games for the first time in his career; surpassed both 150 receptions and 2,000 receiving yards for his career against the 49ers; passed Terrell Owens (1,078) for sixth all-time in receptions and Hall of Famer James Lofton (14,004) for 11th all-time in receiving yards; became third-youngest player in NFL history to reach 14,000 career receiving yards (33 years, 74 days)



behind only Randy Moss and Jerry Rice ... caught four passes for 53 yards @ Atl (11/27); passed Hall of Famer Tim Brown (1,094) for fifth all-time in receptions; reached 190 straight games with a catch, tying Marvin Harrison for third-longest streak in NFL history ... led team with 10 receptions for 78 yards vs. Was (12/4); became youngest player in league history (33 years, 95 days) to reach 1,100 career receptions and passed HOFers Cris Carter (1,101) and Marvin Harrison (1,102) to move into third all-time in receptions; marked his 13th career game with 10 or more catches, the most in franchise history; surpassed Andre Johnson (14,185) for 10th on NFL's all-time receiving yardage list ... had three catches for 12 yards @ Mia (12/11); topped 90 catches on the season for the seventh time in his career, the most in NFL history ... played in his 200th career game vs. NO (12/18), the second-most in franchise history behind only K Jim Bakken (234); led team with seven receptions for 57 yards ... had four catches for 31 yards @ Sea (12/24); reached 100 receptions on the season, his fourth career 100+ catch season; passed Reggie Wayne (14,345) for ninth all-time in receiving yards ... led team with five catches for 43 yards and a TD @ LAR (1/1/17); topped 1,000 yards on the season, his eighth career 1,000-yard campaign; five-yard TD catch in fourth quarter was his 107th catch of the year and made him NFL's receptions leader for 2016 season; also marked his 17th career TD against the Rams, the most he has against any NFL team.

2015: Started every game for the eighth time in his career and led the team with a single-season franchise-record 109 catches for 1,215 yards and nine TDs ... added a team-best 206 yards and a TD on 12 catches in two playoff games ... earned ninth career Pro Bowl selection, breaking a tie with Hall of Fame S Larry Wilson for the most selections in franchise history; now tied for second-most Pro Bowls by a WR in NFL history, behind only Jerry Rice (13) ... marked his third season with 100+ receptions and his seventh career 1,000-yard season ... surpassed 1,000 career catches, becoming the youngest player in NFL history to reach that mark (32 years, 97 days old) ... finished the sea-

son ranked 11th on NFL's all-time receptions list and 15th all-time in receiving yards ... extended his streak of consecutive games with a catch to 179, the longest active streak in the NFL ... had a team-leading eight catches for 112 yards and a regular-season career-best three TD receptions @ Chi (9/20); only previous game with three TD catches came in the 2008 NFC Championship Game against the Eagles; first TD of the game was the 90th of his career, making him just the 10th player in NFL history with 12,000+ receiving yards and 90+ receiving TDs in their career; moved into 11th on the NFL's all-time list with 92 career TD catches and into 20th on the NFL's all-time receiving yardage list; marked his 39th career 100-yard receiving game; named NFC Offensive Player of the Week for the fourth time in his career, tied for the second-most in team history ... recorded a season-high 134 yards on nine catches and caught two TDs vs. SF (9/27); gave him 14 career TD receptions against the 49ers, the most of any player against San Francisco in NFL history; notched multiple TD catches in back-to-back regular season games for just the second time in his career and was his 16th career multi-TD game; marked 40th career 100-yard game and the ninth time in his career he recorded 100+ yards in consecutive games ... led the team with nine catches for 84 yards and a TD @ Cle (11/1); passed Steve Smith (961) for 14th on NFL's all-time receptions list and moved into 17th all-time in receiving yards by passing Irving Fryar (12,785); TD catch in fourth quarter was first of his career against the Browns, leaving just three teams (Ravens, Broncos and Jets) that he has not scored a TD against ... led the team with a season-high 10 receptions for 130 yards @ Sea (11/15); his 41st career 100-yard game and ninth career game with 10 or more receptions ... had a team-leading eight catches for 90 yards vs. Cin (11/22), including receptions on back-to-back plays of 18 and 20 yards on the game-winning FG drive with less than a minute remaining; surpassed 13,000 career receiving yards with his second catch of the game, becoming the third-youngest player (32 years, 83 days) in NFL history to reach that milestone (trailing only Randy Moss and Jerry Rice) ...

A STREAK FOR THE AGES

After catching at least one pass in all 16 games in 2017, **Fitzgerald** has at least one catch in 211 consecutive games. That ties Tony Gonzalez (211) for the second-longest streak in league history.

NFL Record - Consecutive Games with a Reception

Rnk	Player (Years)	Games	Duration
1	Jerry Rice (1985-2004)	274	18 years, 8 months, 15 days
2t	Larry Fitzgerald (2004-)	211	13 years, 1 month, 25 days
2t	Tony Gonzalez (2000-2013)	211	13 years, 26 days
4	Marvin Harrison (1996-2008)	190	12 years, 3 months, 28 days
5	Hines Ward (1998-2010)	186	12 years

A Look at Fitzgerald's Reception Streak

- Fitzgerald has at least one catch in 217 of 218 career games played. His streak began in Week 9 of his rookie season in 2004 at Miami. That is seven weeks after Rice's 274-game streak – the longest in NFL history – ended when he was held without a reception vs. Buffalo in Week 2.
- Fitzgerald's streak of 211 consecutive games with a reception in the second-longest in NFL history for a player with a single team (Jerry Rice, 225 straight with San Francisco).
- In Fitzgerald's current 211-game streak, he has had multiple receptions in 204 of those contests. He has an on-going streak of 61 consecutive games with multiple receptions.
- Fitzgerald has at least one reception in all 40 different stadiums he has played in during his NFL career. In Week 7 last season the Cardinals played at Twickenham Stadium in London, which became the 40th different venue in which Fitzgerald has at least one catch.



FITZGERALD OFF THE FIELD

Larry Fitzgerald First Down Fund

Larry Fitzgerald and The Larry Fitzgerald First Down Fund support initiatives promoting reading and effective use of technology, as well as breast cancer prevention and support. Larry recognizes and appreciates the support he received from his family and the community when he was growing up to enable him to reach his full potential and Larry works tirelessly to provide that support to youth through his charitable work.

Larry and The First Down Fund have received generous support from the Arizona Cardinals and numerous corporate partners. In addition, Larry is humbled and honored that thousands of individuals have provided financial support at whatever level they are able to support The First Down Fund. In addition to making numerous reading and technology grants, this year Larry partnered with Microsoft to donate tablet computers to Minnehaha Academies in Minneapolis. The school utilizes the tablets in the classroom and also as a virtual lending library for students to be able to take books home to read.

Larry has received numerous awards recognizing his charitable work, including the Walter Payton NFL Man of the Year award, the league's highest honor recognizing the charitable work of players. Sponsored by Nationwide and the United Way, the award included a substantial gift to Larry's First Down Fund.

In addition to the partnership with Microsoft, so far in 2018 Larry and the First Down Fund have made reading and technology grants to Sunnyslope High School in the Phoenix metropolitan area, University High School in the Phoenix metropolitan area, Kyrene School District in the Phoenix metropolitan area, Pilgrim School Minneapolis, Sabathani Community Center for youth programming, Pillsbury House Theatre for theatre programming for youth, Wilder St. Paul Promise program for homeless students access to technology, and Academy of the Holy Angels. This year, the Larry Fitzgerald First Down Fund has also made grants to America's Foundation for Chess, Big Brothers Big Sisters of Arizona, Phoenix Children's hospital, Rev Dr. Martin Luther King Jr Park of the Minneapolis Parks system, Plano Child Development Center in Chicago, the Carol Fitzgerald Memorial Fund, and the African American Breast Cancer Alliance for support services for breast cancer survivors.

During the past few years, grants have been dedicated to programs effectively addressing the reading and technology gap among youth. Previous grants also included gifts to several impressive programs, including a grant to the St. Paul Promise initiative of Wilder Foundation which successfully serves homeless youth, who not only don't have a home computer, they are pursuing their education without stable housing. Other grants included a grant to Stansfield school in Arizona to purchase a robotics classroom curriculum, Pillsbury House in Minneapolis to support their Reading For Success Program, and a grant to Reading Partners for their Take Reading Home program to provide books to 450 students and their family members, as well as grants to several other impressive programs.

Previously Larry teamed with Lenovo to help provide advanced tablet computer technology to schools in both Minneapolis and Phoenix that serve disadvantaged youth. Larry and Lenovo delivered a total of 1,000 pieces of equipment including tablets, keyboards and portable storage and charging stations that were donated to five schools in Minneapolis and four schools in Phoenix and that will be used for a variety of school needs. The goal of the program is to help disadvantaged students gain have access to the latest technology to support their education and their future.

In prior years, the First Down Fund has made donations after each season to charitable organizations across the country nominated by fans. In recent years, the following organizations received donations as a result of this initiative: Thornydale Elementary of Tucson Arizona, for playground equipment and school supplies, TyREDD, an organization raising awareness about the dangers of drowsy driving, Arthritis Foundation, Weekend Backpack Program of Feedmore in Richmond Virginia, Virginia Tech Relay for Life, Creative States Youth Theater of Arizona, Youth House in Atlanta Georgia, Educational Fund to Stop Gun Violence based in Washington DC, Teen Lifeline of Arizona, PEN in the Classroom, a program of PEN Center USA, Juvenile Diabetes Research Foundation, Camp Kesem at Arizona State University, Johnson County Nebraska CAN, The Guild School and Neuromuscular Center in Spokane Washington, Phoenix Children's Hospital, Autism Speaks, The Kingman AZ Foodbank, Donorschoose.org, Phoenix Youth at Risk, Special Olympics of Minnesota, Starkey Hearing Foundation, Special Olympics of Arizona, Desert Dance Theater, YWCA of Oahu, Hawaii, Parenting with a Purpose, Pinal Council for CASA/ Foster, Catholic Charities in Flagstaff, Camp Simcha, Streetlight USA, Operation Homefront of Arizona, the African American Breast Cancer Alliance, the Laura Drier Breast Center at Banner Good Samaritan, Starlight Children's Foundation, the Tempe Community Action Agency, St. Jude's Children's Hospital, the American Cancer Society, the Camp Goodtimes Project, Valley America Red Cross, AZ Girls Golf Program of YWCA, Bethlehem Pennsylvania People Who Care, the American Foundation for Suicide Prevention, the West Valley Child Crisis Center, Laura Drier Breast Center at Banner Good Samaritan, Starlight Children's Foundation Arizona, Peoria Parks District, Ryan House, Phoenix Children's Hospice, Tempe Community Action Agency, St. Jude's Children's Hospital, Camp Goodtimes Project, Muscular Dystrophy Association, Valley American Red Cross, AZ Girls Golf Program of YWCA, Bethlehem Pennsylvania People Who Care, AZ Southwest Human Development, AZ Phoenix Children's Hospital, American Foundation For Suicide Prevention, West Valley Child Crisis Center, Technology Student Association, Horizons Youth Program at Sabathani Community Center, Pillsbury United Communities.

Annually Larry makes a donation to Plano Child Development Center, which provides vision care to children who otherwise would not have access to it. Plano was founded by Larry's late grandfather, Dr. Robert Johnson. Larry has also made donations to Thornydale YWCA, Make-A-Wish Arizona and Big Brothers Big Sisters AZ, and the Southside Minneapolis Boys & Girls Club. In previous years the Larry Fitzgerald First Down Fund distributed funds to the Southern Arizona American Red Cross for wildfire relief. According to the Red Cross the donation prevented 10 families from becoming homeless. The Larry Fitzgerald First Down Fund has also distributed funds to the Jerry Gamble Boys & Girls Club in North Minneapolis for summer youth programming, the Boys and Girls Club of Metropolitan Phoenix for summer youth programming, Big Brothers Big Sisters of Central Arizona for summer youth programming, Horizons Youth Program at Sabathani Community Center in Minneapolis for summer youth programming, Minnesota Helps - North Minneapolis Recovery Fund to help families affected by the tornado, and Martin Luther King Jr. Park in Minneapolis for a summer film series. Larry also donated a computer lab to Horizons Youth program, which was leveraged by the organization to establish a computer lab open to the entire community. Larry has also made several donations to the foundations established by other NFL athletes.

Larry has also made numerous donations to organizations he has relationships with in the community, including Phoenix Children's Hospital, Phoenix Children's Hospital Camp Rainbow, Treasure House, as well as supporting the efforts of his NFL colleagues with donations to the Patrick Peterson Foundation for Success, the Anquan Boldin Foundation, the Eric Dickerson Foundation, and the Drew Brees Foundation.





FITZGERALD OFF THE FIELD

Breast Cancer Awareness

One of the causes closest to Larry's heart is breast cancer research and prevention. The Carol Fitzgerald Memorial Fund was established in honor of Larry's late mother who passed away from breast cancer in 2003. The fund supports causes that Larry's mother held close to her heart, such as the education of urban youth on HIV/AIDS and breast cancer issues.

Larry has been honored as the recipient of the NFL Players Association Georgetown Lombardi Award, which was established to honor a leader in the sports industry whose life and family have been touched by cancer, and who encourages cancer research, prevention and treatment through awareness and philanthropy. The award is given jointly by the NFL Players Association and the Georgetown Lombardi Comprehensive Cancer Center in Washington, DC.

In recent seasons, Larry proved a key figure in the NFL's annual Breast Cancer Awareness Month in October, using his play on the field and his popularity on social media to earn funds to help raise awareness for breast cancer research. In each of the past several years, Fitzgerald donated thousands of dollars based on his reception and touchdown totals during the month of October. Larry has donated hundreds of thousands of dollars to organizations engaged in support of breast cancer survivors and breast cancer research as a result. The following organizations have received significant donations from this initiative: The National Breast Cancer Foundation, the American Cancer Society, African American Breast Cancer Alliance, and Sistas of AZ Pink 365 campaign providing free mammograms.

Humanitarian Travel

During the last few years, Larry has taken part in humanitarian trips during the offseason.

- Larry traveled to Ethiopia and Senegal with Oxfam America, and friends Anquan Boldin and Roddy White, to support economic development projects and raise awareness about needs in those countries. Among the projects they worked on were a community garden that provides food to the community and a means of economic self-sufficiency, irrigation systems, and support of a farm project that teaches methods for growing trees and crops when there is a shortage of water.
- Larry is also a tireless volunteer the Starkey Hearing Foundation, an international relief group dedicated to provide hearing aids and hearing health awareness to those less fortunate and also supporting research and education. Larry has traveled to several countries with Starkey Hearing Foundation to fit children with hearing aids, including the Congo, the Philippines, Malaysia, Thailand and India. Larry has also joined with Pros for Africa and the Starkey Hearing Foundation on trips to Uganda and Rwanda to bring over 22,000 hearing aids to people with no way to afford them.

Youth Football Initiatives

Larry teamed up with Riddell to donate 1000 state of the art youth football helmets, as well as training, to outfit the entire Minneapolis Parks and Recreation youth football program where Larry first played football as a young child. The First Down Fund refurbished a basketball court at the park in Minneapolis where Larry first played football and basketball. He has previously donated football equipment and holiday gifts to the park. In addition, Larry volunteered his time to serve as the national spokesman for USA Football's Protection Tour, promoting proper technique and protective equipment.

Larry has also hosted a youth football camp in Minnesota and in Arizona for several years. Every year scholarship slots are funded by Larry so that underprivileged youth can attend. The camps provided boys and girls ages 7-14 the opportunity to learn fundamentals from Fitzgerald and other NFL players and coaches.

Supporting the Military

Having had a number of family members serve in the Armed Forces, Larry has long been a big supporter of the United States Armed Forces. In 2014, Fitzgerald was selected as the Cardinals nominee for the fourth annual "Salute to Service" award presented by USAA. Each NFL team nominated one player, coach or front office member who demonstrates an exemplary commitment to honoring and supporting the military community.

- In October of 2014, Fitzgerald held a free, two-day ProCamp for 130 military children at Luke Air Force Base in Arizona. At the camp, Fitzgerald joined local coaches in helping teach the children the fundamentals of football, including route-running and catching passes. The camp supported the Defense Department's Healthy Base Initiative, which helps service members, their families and DOD civilians live healthier lives through nutrition and fitness. It was the second ProCamp Fitzgerald participated in in 2014, having also joined a group of NFL players who helped at a camp at the Schofield Barracks in Oahu, Hawaii in January.
- Larry joined EAS on a promotion for the Semper Fi Fund. He did numerous interviews to raise awareness for the "Views for Vets" Semper Fi Fund initiative. For every click on the fund's website, donations were made that raised immediate financial support for injured and critically ill members of the United States Armed Forces.
- Twice in his career, Larry has joined other NFL players on week-long NFL/USO tours of Iraq and Afghanistan, spending several days meeting with troops deployed to the Persian Gulf. Larry has visited numerous bases and met with thousands of troops, taking pictures, signing autographs and participating in "football roundtables," where troops were able to ask the players questions. During one trip they also met up with a group of Navy SEALs and were challenged to compete against a number of top SEALs in the obstacle training course.



ALL-TIME TDS FOR #11

#	Date	Opp	Yds	Quarterback
1	10/10/2004	@ SF	24	Josh McCown
2	10/24/2004	SEA	25	Josh McCown
3	11/7/2004	@ MIA	2	Josh McCown
4	11/21/2004	@ CAR	21	Shaun King
5	12/19/2004	STL	8	Josh McCown
6	12/19/2004	STL	4	Josh McCown
7	12/26/2004	@ SEA	29	Josh McCown
8	12/26/2004	@ SEA	29	Josh McCown
9	9/11/2005	@ NYG	1	Kurt Warner
10	10/2/2005	SF	17	Josh McCown
11	10/9/2005	CAR	26	Josh McCown
12	10/23/2005	TEN	34	Josh McCown
13	11/13/2005	@ DET	8	Kurt Warner
14	11/20/2005	@ STL	7	Kurt Warner
15	11/27/2005	JAX	5	Kurt Warner
16	12/18/2005	@ HOU	12	John Navarre
17	12/24/2005	PHI	25	Josh McCown
18	1/1/2006	@ IND	25	Josh McCown
19	9/24/2006	STL	12	Kurt Warner
20	10/8/2006	KAN	5	Matt Leinart
21	12/3/2006	@ STL	11	Matt Leinart
22	12/10/2006	SEA	5	Matt Leinart
23	12/24/2006	@ SF	6	Matt Leinart
24	12/31/2006	@ SD	9	Kurt Warner
25	10/7/2007	@ STL	7	Kurt Warner
26	11/11/2007	DET	1	Kurt Warner
27	11/11/2007	DET	20	Kurt Warner
28	11/18/2007	@ CIN	5	Kurt Warner
29	11/25/2007	SF	28	Kurt Warner
30	11/25/2007	SF	48	Kurt Warner
31	12/9/2007	@ SEA	11	Kurt Warner
32	12/16/2007	@ NO	18	Kurt Warner
33	12/30/2007	STL	21	Kurt Warner
34	12/30/2007	STL	6	Kurt Warner
35	9/7/2008	@ SF	1	Kurt Warner
36	9/21/2008	@ WAS	62	Kurt Warner
37	10/5/2008	BUF	2	Kurt Warner
38	10/5/2008	BUF	2	Kurt Warner
39	10/12/2008	DAL	2	Kurt Warner
40	11/10/2008	SF	5	Kurt Warner
41	11/27/2008	@ PHI	1	Kurt Warner
42	11/27/2008	@ PHI	7	Kurt Warner
43	12/7/2008	STL	12	Kurt Warner
44	12/21/2008	@ NE	78	Matt Leinart
45	12/28/2008	SEA	5	Kurt Warner
46	12/28/2008	SEA	38	Kurt Warner
47	9/13/2009	SFO	5	Kurt Warner
48	9/20/2009	@ JAX	22	Kurt Warner
49	10/11/2009	HOU	9	Kurt Warner
50	10/11/2009	HOU	26	Kurt Warner
51	10/18/2009	@ SEA	2	Kurt Warner
52	11/8/2009	@ CHI	11	Kurt Warner
53	11/8/2009	@ CHI	17	Kurt Warner
54	11/15/2009	SEA	18	Kurt Warner
55	11/22/2009	@ STL	11	Kurt Warner
56	12/6/2009	MIN	34	Kurt Warner
57	12/20/2009	@ DET	1	Kurt Warner
58	12/27/2009	STL	10	Kurt Warner
59	1/3/2010	GNB	3	Brian St. Pierre
60	9/12/2010	@ STL	21	Derek Anderson
61	9/26/2010	OAK	8	Derek Anderson
62	10/31/2010	TB	3	Max Hall
63	10/31/2010	TB	5	Derek Anderson
64	11/21/2010	@ KC	3	Derek Anderson
65	1/2/2011	@ SF	10	John Skelton
66	9/18/2011	@ WAS	73	Kevin Kolb
67	9/25/2011	@ SEA	12	Kevin Kolb

#	Date	Opp	Yds	Quarterback
68	11/6/2011	STL	13	John Skelton
69	11/13/2011	@ PHI	10	John Skelton
70	11/13/2011	@ PHI	7	John Skelton
71	11/20/2011	@ SF	23	Richard Bartel
72	12/11/2011	SF	46	John Skelton
73	12/24/2011	@ CIN	30	John Skelton
74	9/23/2012	PHI	37	Kevin Kolb
75	9/30/2012	MIA	3	Kevin Kolb
76	10/14/2012	BUF	9	Kevin Kolb
77	11/4/2012	@ GB	31	John Skelton
78	9/8/2013	@ STL	4	Carson Palmer
79	9/8/2013	@ STL	24	Carson Palmer
80	9/29/2013	@ TB	13	Carson Palmer
81	10/13/2013	@ SF	75	Carson Palmer
82	10/27/2013	ATL	10	Carson Palmer
83	11/17/2013	@ JAX	14	Carson Palmer
84	11/24/2013	IND	4	Carson Palmer
85	11/24/2013	IND	26	Carson Palmer
86	12/1/2013	@ PHI	43	Carson Palmer
87	12/8/2013	STL	7	Carson Palmer
88	10/12/2014	WAS	24	Carson Palmer
89	10/26/2014	PHI	80	Carson Palmer
90	9/20/2015	@ CHI	8	Carson Palmer
91	9/20/2015	@ CHI	28	Carson Palmer
92	9/20/2015	@ CHI	9	Carson Palmer
93	9/27/2015	SF	4	Carson Palmer
94	9/27/2015	SF	8	Carson Palmer
95	10/11/2015	@ DET	2	Carson Palmer
96	11/1/2015	@ CLE	6	Carson Palmer
97	12/27/2015	GB	3	Carson Palmer
98	1/3/2016	SEA	17	Carson Palmer
99	9/11/2016	NE	3	Carson Palmer
100	9/11/2016	NE	1	Carson Palmer
101	9/18/2016	TB	4	Carson Palmer
102	10/6/2016	@ SF	21	Drew Stanton
103	10/6/2016	@ SF	29	Drew Stanton
104	1/1/2017	@ LA	5	Carson Palmer
105	9/25/2017	DAL	15	Carson Palmer
106	10/1/2017	SF	19	Carson Palmer
107	10/15/2017	TB	11	Carson Palmer
108	11/19/2017	@ Hou	20	Blaine Gabbert
109	12/3/2017	LAR	15	Blaine Gabbert
110	12/24/2017	NYG	13	Drew Stanton





collected eight receptions for 55 yards @ StL (12/6); became the youngest player (32 years, 97 days) in NFL history with 1,000 career receptions with his last catch of the game; surpassed 1,000 receiving yards on the season, extending his own franchise record with his seventh career 1,000-yard season ... had four receptions for 29 yards and a TD vs. GB (12/27); reached 100 catches on the season for the third time in his career ... recorded six catches for 55 yards and a TD vs. Sea (1/3/16); with first catch of the game, broke his own franchise record (103 in 2005) for most receptions in a season ... posted team-leading eight catches for 176 yards and game-winning TD in overtime of Divisional Playoff vs. GB (1/16/16); 176 yards set a new franchise postseason record, breaking his own mark of 166 yards on 1/10/09 at Carolina; marked fifth career 100-yard game in the playoffs, tied for third-most in NFL history, and his third game of 150+ yards, the most ever; accounted for all 80 yards on game-winning OT drive with a 75-yard catch-and-run on the first play and a five-yard TD on a shovel pass two plays later; marked his 10th career postseason TD catch, tied for third all-time ... had four catches for 30 yards in NFC Championship Game @ Car (1/24/16).

2014: Played in 14 games (13 starts) and led the team with 63 receptions, ranked second on the team with 784 yards and had two TD receptions ... named a Pro Bowl alternate ... extended his streak of consecutive games with a catch to 163, the longest active streak in the NFL ... moved up to 19th all-time with 909 career receptions and to 21st with 12,151 yards ... ended season ranked ninth in franchise history in games played with 170 ... recorded a reception for the 150th consecutive game vs. SD (9/8); his catch was a 22-yarder on the game-winning drive in the fourth quarter to help set up the go-ahead TD four plays later ... posted a team-leading 98 yards on six catches and caught his first TD of the season with a 24-yard catch-and-run in the second quarter vs. Was (10/12); marked the 88th TD reception of his career, tying him with Hall of Famer Don Maynard for 12th on the NFL's all-time list; passed Jimmy Smith (862) and Muhsin Muhammad (860) on NFL's all-time receptions list ... recorded seven catches for a season-high 160 yards and had a career-long 80-yard TD reception on the opening drive of the third quarter vs. Phi (10/26); was his 37th career 100-yard receiving game; has at least one TD reception in all seven career games against the Eagles, and his 11 total TDs against Philadelphia trail only Bobby Mitchell and Charley Taylor (14 each) for the most ever against the Eagles; named NFC Offensive Player of the Week for the third time in his career ... led the team with five receptions for 70 yards @ Dal (11/2); passed Hall of Famer Don Maynard (11,834) to move into top 25 on NFL's all-time receiving yards list ... had a team-best and season-high nine catches for 112 yards vs. StL (11/9); marked his 38th career 100-yard receiving game, extending his own franchise record; moved past Hall of Famer Michael Irvin (11,904) on the NFL's all-time receiving yardage list ... caught two passes for 33 yards vs. Det (11/16); reached 12,000 career receiving yards with 22-yard reception in the first quarter, becoming the second-youngest player in NFL history to reach the milestone at 31 years, 77 days old behind only Randy Moss (30 years, 306 days) ... saw streak of 110 consecutive games played end when he was inactive (knee) @ Sea (11/23) and @ Atl (11/30) ... had a team-high seven receptions for

46 TIMES 100

Fitzgerald reach 100+ receiving yards four times in 2017, giving him 46 career 100-yard outings. No active player has more 100-yard receiving performances than Fitzgerald.

NFL Leaders – Games with 100+ Receiving Yards (Active)

Rnk	Player (Team)	100+
1t	Larry Fitzgerald (AZ)	46
1t	Brandon Marshall (Sea)	46
3	Julio Jones (Atl)	39
4	Antonio Brown (Pit)	37
5	DeSean Jackson (TB)	33

Fitzgerald's four 100-yard performances in '17 equal the number he had in the previous two seasons combined (4 total in 2015-16).

30 yards @ StL (12/11); with his fourth catch of the game, became the youngest player in NFL history with 900 career receptions (31 years, 102 days); passed Derrick Mason (12,061) and Hines Ward (12,083) on NFL's all-time receiving yardage list ... had two receptions for 29 yards @ SF (12/28); moved past Hall of Famer Charlie Joiner (12,146) for 21st on the NFL's all-time receiving yardage list.

2013: After being selected as an offensive captain by his teammates for the fifth consecutive year, started all 16 games and led the team with 82 receptions and 10 TD catches while totaling 954 receiving yards ... named to his eighth career (and seventh straight) Pro Bowl ... caught a pass in all 16 games, extending his own franchise record to 149 straight games with a reception ... became the youngest player in NFL history to reach 800 career receptions and 11,000 career receiving yards ... also had two rushes for eight yards and had one pass attempt on a reverse ... caught a team-high six passes for 68 yards, including a game-tying 13-yard TD in the fourth quarter @ TB (9/29); all six of his receptions came in the second half; TD reception was the 80th of his career, making him just the 17th player in NFL history to reach 10,000 career receiving yards and 80 career TD receptions ... led the team with six catches for a season-high 117 yards and a TD @ SF (10/13); 75-yard TD reception in the first quarter was the second-longest reception of his career; gave him 12 career TDs against San Francisco, tied with Andre Rison for the most ever against the 49ers; also had a four-yard run, his first rushing attempt since 2005 ... with four catches for 48 yards and a TD, reached 800 career receptions vs. Atl (10/27); became the youngest player in NFL history (30 years, 57 days) to record 800 catches; 10-yard TD reception in the second quarter was his first TD catch against Atlanta, giving him at least one TD reception against every NFC team (excluding Arizona) ... tied a career high with two TD catches, both coming in the first half, and surpassed 11,000 career receiving yards vs. Ind (11/24); became the youngest player in NFL history (30 years, 85 days) to reach 11,000 receiving yards; marked his 14th career game with two TD receptions and second of the season; had a four-yard run on a lateral pass and threw an incompletion on a reverse, his first career pass attempt ... tied for the team lead with five catches for 72 yards and had a 43-yard TD reception in the second quarter @ Phi (12/1); marked his 10th career TD



catch against the Eagles in just six games (including postseason) and he has at least one TD in all six games ... posted a season-high 12 catches for 96 yards and a TD vs. STL (12/8); second-quarter TD was his 10th of the season, making him the ninth player in NFL history to record 10+ receiving TDs in a season at least five times; tied Andre Reed for 12th all-time with 87 career TD catches; gave him 16 career TD receptions against the Rams, more than any other active player has against an individual opponent; marked his fourth straight game with a TD catch ... led the team with 113 yards on six catches vs. SF (12/29); marked his second 100-yard receiving game this season (both against San Francisco) and the 36th of his career, extending his own franchise record.

2012: After being selected as an offensive captain by his teammates for the fourth consecutive year, started all 16 games and earned his sixth straight (seventh overall) Pro Bowl selection ... led the team with 71 receptions and 798 receiving yards and finished second on the team with four TD catches ... became the franchise record holder for consecutive games with a reception (133) ... also became the youngest player

in NFL history to reach 700 career receptions and the second-youngest to reach 10,000 career receiving yards ... led the team with nine catches for 114 yards and a TD vs. Phi (9/23); with his second catch of the game, he became the youngest player (29 years, 23 days old) in NFL history to reach 700 career receptions; had 105 yards on seven catches in the first half alone, the fifth time in his career he has topped 100 yards receiving in the first half; his 37-yard TD reception in the second quarter was his ninth career TD in five games against the Eagles (including postseason); named NFC Offensive Player of the Week; marked the second time in his career he earned the honor, with the first coming in 2011, also after a victory over the Eagles ... posted a team-leading eight catches for 92 yards @ STL (10/4); it was his 122nd straight game with a catch, establishing a new franchise record ... led the team with six receptions for 93 yards and a TD vs. Buf (10/14); with his 14-yard reception in the fourth quarter, reached 10,000 career receiving yards, becoming the second-youngest player in NFL history to reach that mark and joining Randy Moss as the only players to do so before the age of 30.

CLIMB CONTINUED IN 2017

Fitzgerald continued his climb up the NFL's all-time receiving lists in 2017. His most recent move came in Week 14 vs. the Titans.

With 44 receiving yards against Tennessee, Fitzgerald passed Hall of Fame WR Randy Moss (15,292) and moved into third place on the NFL's all-time receiving yardage list. Fitzgerald moved up six spots (9th to 3rd) on the all-time receiving yardage list in 2017.

Fitzgerald ranks third in NFL history for both receptions (1,234) and receiving yards (15,545). He joins WR Jerry Rice (1st in receptions & yards) as the only players that rank in the top-5 in NFL history in both receptions and receiving yards.

NFL All-Time Receiving Yardage Leaders

Rnk	Yards	Player	Years	Yds To Pass
1	22,895	Jerry Rice+	1985-2004	7,351
2	15,934	Terrell Owens+	1996-2010	390
3	15,545	Larry Fitzgerald*	2004-	-
4	15,292	Randy Moss+	1998-2012	-
5	15,208	Isaac Bruce	1994-2009	-
+Hall of Fame Inductee *Active				

In Week 13 vs. the Rams, Fitzgerald became just the third player in NFL history to reach 1,200+ career receptions. He finished the 2017 season ranked third in NFL history with 1,234 receptions in his career.

NFL All-Time Receptions Leaders

Rnk	Rec	Player	Years	Rec To Pass
1	1,549	Jerry Rice+	1985-2004	316
2	1,325	Tony Gonzalez	1997-2013	92
3	1,234	Larry Fitzgerald*	2004-	-
4	1,152	Jason Witten	2003-	-
5	1,102	Marvin Harrison+	1996-2008	-
+Hall of Fame Inductee *Active				



RECEPTIONS AND RECEIVING YARDS WITH ONE TEAM

In NFL history, only Jerry Rice (1,281 receptions for 19,247 yards with San Francisco) has more receptions and receiving yards with a single team than Fitzgerald (1,234 receptions for 15,545 yards) has with Arizona.

NFL History – Receptions with One Team

Rnk	Player	Rec	Team
1	Jerry Rice	1,281	San Francisco
2	Larry Fitzgerald	1,234	Arizona
3	Jason Witten	1,150	Dallas
4	Marvin Harrison	1,102	Indianapolis
5t	Reggie Wayne	1,070	Indianapolis
5t	Tim Brown	1,070	L.A./Oakland

NFL History – Receiving Yards with One Team

Rnk	Player	Yards	Team
1	Jerry Rice	19,247	San Francisco
2	Larry Fitzgerald	15,545	Arizona
3	Tim Brown	14,734	L.A./Oakland
4	Marvin Harrison	14,580	Indianapolis
5	Reggie Wayne	14,345	Indianapolis



2011: After being selected as an offensive captain for the third consecutive year, started all 16 games and led the team with 80 receptions for 1,411 yards and eight receiving TDs ... named a Pro Bowl starter, his fifth consecutive and sixth overall Pro Bowl selection ... became the first Cardinal since Aeneas Williams (1994-99) to earn five consecutive selections ... became the franchise's all-time leader in receiving yards, receiving TDs, overall TDs, and 100-yard receiving games ... surpassed 1,400 yards receiving for the fourth time in his career, becoming just the fourth player in NFL history with four or more seasons of 1,400+ yards ... had six 100-yard receiving games on the season, just one short of his career high (7; 2005, 2008) ... tied Detroit's Calvin Johnson and NYG's Victor Cruz for the NFL lead with 17 receptions of 25+ yards ... had an NFL-high 14 receptions of 20+ yards in the fourth quarter or OT ... had seven receptions for 133 yards, including a 73-yard TD @ Was (9/18); 73-yarder marked the 66th TD reception of his career, tying him with Roy Green (1979-90) for the most in franchise history; marked his 27th career 100-yard receiving game, which tied Anquan Boldin (2003-09) for the most in team history ... collected five receptions for 64 yards and a TD @ Sea (9/25); marked his 67th career TD reception, giving him the franchise record for receiving TDs ... had eight catches for 102 yards vs. NYG (10/2), including a 47-yard reception in the third quarter that made him franchise's all-time leader in receiving yards, surpassing Roy Green (8,497); marked his 28th career 100-yard receiving game, breaking a tie with Anquan Boldin for the most in Cardinals history ... totaled 146 yards on seven receptions and scored two TDs @ Phi (11/13); became the franchise's all-time leader with 70 overall career TDs, passing Roy Green (69, 1979-90); marked his 12th career game with two TD receptions; second TD tied the game at 14 in the fourth quarter, the second straight week he caught a game-tying TD in the fourth quarter; became the third-youngest player in NFL history to reach 70 career receiving TDs, behind only Randy Moss and Hall of Famer Jerry Rice; named NFC Offensive Player of the Week for the first time in his career ... caught three passes for 41 yards and a TD @ SF (11/20); surpassed the 9,000-yard receiving mark for his career with 18-yard reception in the third quarter; at 28 years, 81 days old, became the second-youngest player in NFL history to reach 9,000 career receiving yards (Randy Moss, 27 years, 310 days) ... totaled a season-high 149 yards and a TD on seven catches vs. SF (12/11); on his 46-yard TD reception in the third quarter, surpassed the 1,000-yard receiving mark for the fifth straight season and sixth time in his career... caught six passes for a team-high 105 yards and a TD @ Cin (12/24); had five receptions for 92 yards in the fourth quarter alone, including a 30-yard TD and a 39-yard catch that set up a FG; TD reception gave him 440 career points scored, which moved him past K Neil O'Donoghue (439, 1980-85) into fourth all-time in franchise history ... recorded a season-high nine receptions for 149 yards vs. Sea (1/1/12); had three receptions for 46 yards on the game-winning FG drive in OT; moved him over 1,400 yards receiving for the fourth time in his career, making him one of four players in NFL history (Jerry Rice, 6; Randy Moss and Marvin Harrison, 4) with four or more seasons of 1,400+ yards in their career.

NINTH SEASON WITH 1,000

Fitzgerald finished the 2017 season with 1,156 receiving yards - marking the ninth time in his career he has had 1,000+ receiving yards in a season. In NFL history, just two players have more: Jerry Rice (14) and Randy Moss (10).

NFL Record - Seasons with 1,000+ Receiving Yards

Rnk	Player (Years)	1,000+
1	Jerry Rice (1985-04)+	14
2	Randy Moss (1998-12)+	10
3t	Larry Fitzgerald (2004-17)*	9
3t	Tim Brown (1988-04)+	9
3t	Terrell Owens (1996-10)+	9
3t	Jimmy Smith (1992-05)	9
+Hall of Fame Inductee *Active Player		

His nine 1,000+ seasons are four more than any other player in franchise history.

Franchise Record - Seasons with 1,000+ Receiving Yards

Rnk	Player (Years)	1,000+
1	Larry Fitzgerald (2004-17)	9
2	Anquan Boldin (2003-09)	5
3	Roy Green (1979-90)	3
4t	David Boston (1999-02)	2
4t	Rob Moore (1995-99)	2
4t	Sonny Randle (1959-66)	2
4t	Frank Sanders (1995-02)	2
4t	J.T. Smith (1985-90)	2

2010: After being selected as an offensive captain by his teammates for the second consecutive year, started 15 of 16 games and registered 90 receptions for 1,137 yards and six TDs ... became the first player in NFL history to record 90+ receptions five times in their first seven seasons ... appeared in his fourth consecutive (fifth overall) Pro Bowl, a franchise record for a WR ... posted his fourth consecutive 1,000-yard receiving season, extending his own franchise record; marked fifth 1,000-yard season of his career, tying Anquan Boldin for the most in franchise history ... became the franchise's all-time receptions leader and moved into second place on the franchise career receiving yardage list, trailing only Roy Green (8,497, 1979-90) ... became the youngest player in NFL history (27 years, 110 days old) to reach 600 career receptions ... became the second youngest player in NFL history to reach 8,000 career receiving yards (Randy Moss, 26 years, 297 days old) ... saw first action after suffering a knee injury in the first preseason game (8/14) and recorded the game-winning TD reception in the season opener @ StL (9/12); dating back to the 2009 regular season, was fourth consecutive game with a TD reception, tying for the third longest streak in franchise history ... totaled 72 yards on six receptions vs. Den (12/12) to surpass Anquan Boldin (586, 2003-09) as the franchise all-time receptions leader; with 72 yards receiving moved past Jackie Smith (7,918, 1963-77) into second place on the franchise career receiving yardage list ... registered nine receptions for 125 yards @ Car (12/19) to surpass 600 career receptions; accounted for five of the Cardinals six longest plays of the game (receptions of 14, 15, 17, 20 and 41 yards) ... registered one reception vs. Dal (12/25), a 26-yard catch that converted a 4th-n-15 from the AZ 19 with just over a minute to play in the game, extending a drive that resulted in a game winning FG.



2009: Selected as a team captain, started all 16 regular season games for the second straight season and for the fourth time in his career ... earned his fourth Pro Bowl selection after establishing a career-high and tying for the league lead with 13 receiving TDs ... became the first player in franchise history to record 10+ TDs in three consecutive seasons ... selected to the Sporting News All-Pro team and to the Associated Press All-Pro second team ... ranked second in the NFC in receptions (97) ... registered fourth 1,000-yard receiving season of his career and his third

straight, becoming the first player in franchise history with three straight 1,000-yard receiving seasons; joined Anquan Boldin (5) as the only receivers in team history with at least four 1,000-yard seasons ... recorded 71 yards receiving in the season opener vs. SF (9/13) to surpass 6,000 career yards, becoming the second youngest receiver in NFL history to reach the milestone (26 years, 13 days) ... registered one TD @ Jax (9/20) to mark the eighth consecutive game with a TD dating back to the 2008 regular and postseason ... tied career-high with 13 receptions (13, @ NYG,

GIVING THE DIVISION FITZ

WR **Larry Fitzgerald** caught 13 passes - including one TD reception - against the Rams in 2017. In 28 career games against the Rams, Fitzgerald has 176 career receptions. That is more than any player in NFL history against a single opponent. Jerry Rice (175 vs. the Falcons) held the previous record.

Fitzgerald's reception totals against the Rams (176), 49ers (163) and Seahawks (163) are three of the five best totals in NFL history against a single opponent.



NFL History - Receptions vs. Single Opponent

Rnk	Player	Rec	Opponent	Gms
1	Larry Fitzgerald	176	Rams	28
2	Jerry Rice	175	Falcons	30
3	Jerry Rice	166	Rams	32
4t	Larry Fitzgerald	163	49ers	28
4t	Larry Fitzgerald	163	Seattle	27

Fitzgerald's 15-yard TD catch in Week 13 was his 18th career TD reception against the Rams. Only two players in NFL history (Jerry Rice and Bob Hayes) have more career receiving TDs vs. a single opponent than Fitzgerald has against the Rams (18).

NFL History - TD Receptions vs. Single Opponent

Rnk	Player	TDs	Opponent	Gms
1	Jerry Rice	25	Falcons	30
2	Jerry Rice	20	Rams	32
3	Bob Hayes	19	Giants	16
4t	Larry Fitzgerald	18	Rams	28
4t	Don Hutson	18	Rams	18
6t	Larry Fitzgerald	17	49ers	28
6t	Antonio Gates	17	Chiefs	26
6t	Art Powell	17	Broncos	14
6t	Wesley Walker	17	Dolphins	18

With 2,169 career receiving yards vs. the 49ers, 2,017 receiving yards against the Rams and 1,958 receiving yards against the Seahawks, Fitzgerald has three of the top eight receiving yardage totals in NFL history for a player vs. a single opponent.

NFL History - Receiving Yards vs. Single Opponent

Rnk	Player	Yds	Opponent	Gms
1	Jerry Rice	2,731	Atlanta	30
2	Jerry Rice	2,551	St. Louis	32
3	Larry Fitzgerald	2,169	San Francisco	28
4	Reggie Wayne	2,028	Jacksonville	25
5	Jerry Rice	2,025	New Orleans	29
6	Tim Brown	2,021	Kansas City	27
7	Larry Fitzgerald	2,017	St. Louis/LA	28
8	Larry Fitzgerald	1,958	Seattle	27
9	Isaac Bruce	1,925	San Francisco	26
10	Tim Brown	1,826	Denver	29

Fitzgerald has more receiving yards against the Rams, 49ers and Seahawks than any active player has against any opponent.

NFL Leaders - Receiving Yards vs. Single Opponent (Active)

Rnk	Player (Team)	Yds	Opponent
1	Larry Fitzgerald (Arizona)	2,169	San Francisco
2	Larry Fitzgerald (Arizona)	2,017	L.A. Rams
3	Larry Fitzgerald (Arizona)	1,958	Seattle
4	Julio Jones (Atlanta)	1,413	Tampa Bay
5	Antonio Brown (Pittsburgh)	1,312	Cleveland





POSTSEASON PERFORMER

During the 2008 postseason, WR **Larry Fitzgerald** had the most prolific playoff run of any wide receiver in NFL history. He shattered NFL records for receiving yards in a single postseason (546), receptions (30) and TDs (7). Fitzgerald recorded four 100-yard games in the postseason as well, a new NFL record for consecutive games with 100-yards receiving.

In Arizona's Divisional matchup vs. Green Bay in 2015, Fitzgerald looked just as dominant. He caught eight passes for 176 yards and scored the game-winning TD in the Cardinals OT victory over the Packers. His 176 receiving yards set a new franchise postseason record. Fitzgerald surpassed his own franchise record of 166 yards at Carolina (1/10/09) in the 2008 Divisional round.

Fitzgerald is the only player in NFL history to average at least 100+ receiving yards and a TD in every game played in the postseason.

Fitzgerald has more receiving yards (942) than any player in NFL history through his first nine career postseason games.



Receiving Yards In First 9 Postseason Games - NFL History

Rnk	Yds	Player, Years
1	942	Larry Fitzgerald, Arizona (2008-15)
2	856	Steve Smith, Sr., Carolina (2003-13)
3	847	Jerry Rice, San Francisco (1985-89)
4	781	Michael Irvin, Dallas (1991-94)
5	759	Isaac Bruce, St. Louis (1999-04)

The Green Bay game marked Fitzgerald's fifth career 100-yard game in the playoffs. Only Jerry Rice (8) and Michael Irvin (6) have more 100-yard receiving games in the postseason than Fitzgerald.

100-Yard Receiving Games In The Postseason - NFL History

Rnk	Player (Teams)	Gms
1	Jerry Rice (San Fran/Oakland)	8
2	Michael Irvin (Dallas)	6
3t	Larry Fitzgerald (Arizona)	5
3t	Andre Reed (Buffalo)	5
3t	John Stallworth (Pittsburgh)	5
3t	Hines Ward (Pittsburgh)	5

Fitzgerald has 150+ receiving yards in three postseason games in his career. He is the only player in NFL history with at least three games of 150+ receiving yards in the playoffs.

NFL Postseason History – Games with 150+ Receiving Yards

Rnk	Player	150+
1	Larry Fitzgerald	3
2t	Jerry Rice	2
2t	Fred Biletnikoff	2
2t	Steve Smith, Sr.	2

Fitzgerald and Hall of Fame WR Fred Biletnikoff (2 straight in 1968) are the only players in NFL history with 150+ receiving yards in back-to-back postseason games.

Fitzgerald is one of just seven players in NFL history with at least 10 TD receptions in the postseason. Only Hall of Fame WRs Jerry Rice (22) and John Stallworth (12) have more TD receptions in the postseason. Of the seven players in NFL history that have at least 10 career TD receptions in the postseason, only Fitzgerald (9) has played in fewer than 15 career playoff games.

Career TD Receptions In The Postseason - NFL History

Rnk	TDs	Player	Gms
1	22	Jerry Rice	29
2	12	John Stallworth	17
3t	10	Larry Fitzgerald	9
3t	10	Fred Biletnikoff	18
3t	10	Antonio Freeman	16
3t	10	Randy Moss	15
3t	10	Hines Ward	18



THRILLING THE HOMETOWN FANS

In his eight games at University of Phoenix Stadium in 2017, **Fitzgerald** recorded 64 receptions for 705 yards and five TDs. No player in the NFL had more receptions at home last season.

Fitzgerald has been thrilling fans at University of Phoenix Stadium since the venue opened in 2006. In his 12 seasons at the stadium, he has 561 total receptions. In NFL history, only Jerry Rice (646 at Candlestick Park) had more receptions in any stadium than Fitzgerald has at University of Phoenix Stadium.

NFL History – Receptions By Stadium

Rnk	Player (Team)	Rec	Gms	Stadium	To Pass
1	Jerry Rice (SF)	646	119	Candlestick Park	86
2	Larry Fitzgerald (AZ)	561	94	U of P Stadium	-
3	Andre Johnson (Hou)	560	88	NRG Stadium	-
4	Cris Carter (Min)	531	96	Mall of America	-
5	Marvin Harrison (Ind)	515	87	RCA Dome	-

Fitzgerald has 7,052 career receiving yards at University of Phoenix Stadium. That total ranks fourth in NFL history for a single stadium.

NFL History – Receiving Yards By Stadium

Rnk	Player (Team)	Yds	Gms	Stadium	To Pass
1	Jerry Rice (SF)	9,403	119	Candlestick Park	2,352
2	Andre Johnson (Hou)	7,776	88	NRG Stadium	725
3	Marvin Harrison (Ind)	7,189	87	RCA Dome	138
4	Larry Fitzgerald (AZ)	7,052	94	U of P Stadium	-
5	Steve Largent (Sea)	6,822	101	Kingdome	-

TYING A CAREER-HIGH ON MONDAY NIGHT

In Week 3 vs. Dallas on Monday Night Football, Fitzgerald tied his career-high with 13 receptions against the Cowboys. It marked the third time in his career - and first time since the 2009 season (10/18/09 @ Seattle) - that he recorded 13 receptions in a game.

With his performance vs. the Cowboys on Monday Night Football, Fitzgerald became just the third player in NFL history - 34 years old or older - to post 13+ receptions and 140+ receiving yards in a game.

Players with 13+ Receptions/140+ Receiving Yards (Age 34 or older)

Player	Rec	Yds	Opponent	Age
Larry Fitzgerald	13	149	9/25/17 vs. Dallas	34 years, 25 days
Steve Smith	13	186	9/27/15 vs. Cincinnati	36 years, 138 days
Tim Brown	13	144	10/27/02 @ Kansas City	36 years, 97 days

AN OVERTIME GAME-WINNER VS. THE 49ERS

The Cardinals victory over the 49ers in Week 4 was won on Fitzgerald's 19-yard TD reception in OT. It was his first career overtime TD in the regular season. Combined with his OT game-winning TD against the Packers in the 2015 Divisional matchup, he became the first player in NFL history with an OT TD reception in both the regular season and the postseason.

9/11/05) for 100 yards and one TD @ Sea (10/18); marked 51st TD of his career, tying Ottis Anderson and John David Crow for third-highest total in franchise history ... recorded one TD on seven receptions for 73 yards vs. Sea (11/15); moved past Mel Gray (6,644, 1971-82) for fifth place on the franchise receiving yardage list ... totaled four receptions @ Ten (11/29) to eclipse 500 in just his 87th career game, becoming the second-fastest receiver (in terms of games played) in NFL history to reach the mark (Anquan Boldin-80 games) ... registered a team-high eight receptions for a season-high 143 yards and one TD vs. Min (12/6); second quarter TD reception gave him 10 TDs on the season, making him the first player in franchise history to record 10+ TDs in three consecutive seasons (10-2007, 12-2008) ... recorded three receptions for 17 yards and one TD in the regular season finale vs. GB (1/3/10) to set a single season career-high of 13 TDs (third most in franchise history), surpassing his old career-high of 12 TDs set in 2008; moved into third place on the franchise career receptions list (523), passing Roy Green (522, 1979-90) ... registered 82 yards on six receptions with two TDs vs. GB (1/10/10) in the Wild Card matchup; had more receiving yards

(628) in his first five postseason games than any player in NFL history, passing Randy Moss (584); had at least one TD reception in five consecutive postseason games, tying the third longest streak in NFL postseason history (John Stallworth-8, David Givens-7); marked ninth TD reception in fifth postseason game, an NFL record for a player in their first five postseason games ... registered a team-high 77 receiving yards on six receptions @ NO (1/16/10); recorded at least six receptions in all six career postseason games.

2008: Started all 20 games in 2008, recording 11 100-yard receiving games and for the second straight year, led the NFC with 96 receptions and a career-best 1,431 receiving yards with 12 TDs during the regular season ... earned first selection to the Associated Press All-Pro Team ... became the first player in NFL history with four consecutive 100+ yard receiving games in a single postseason ... recorded third straight 100-yard receiving game with 122 yards on eight receptions @ NYJ (9/28); joined Anquan Boldin (10 rec., 119 yds.) to mark the second time in three weeks that both eclipsed 100 yards receiving in the same game; Steve Breaston added 122 yards on nine receptions to mark only the second time in franchise history that three receivers



went over 100 yards receiving in the same game (last happened on 11/10/68 vs. Pit) ... with Boldin injured, stepped up to tie for the team lead with seven receptions for 52 yards and hauled in two TDs vs. Buf (10/5); in 65th career game, reached 5,000 career receiving yards, tying WR Isaac Bruce as the seventh-fastest receiver in league history to reach the milestone ... with five receptions for 71 yards vs. NYG (11/23) he surpassed 400 career receptions, becoming the youngest receiver in NFL history (25 years, 119 days) to reach the milestone; eclipsed 1,000 receiving yards on the season to become the third WR in franchise history with three 1,000-yard seasons (Boldin-4 and Roy Green-3); marked the second time he and Boldin have each gone over 1,000 yards in the same season (2005) and third time in franchise history that two receivers have eclipsed 1,000 yards ... had 130 yards on five receptions and two TDs vs. Sea (12/28) to establish a then career-high of 12 TDs on the season; 46th career TD passed Mel Gray (1971-82) for third most in franchise history ... in his playoff debut, recorded 101 yards on six receptions including a 42-yard TD on a flea flicker vs. Atl (1/3/09) that was the fourth longest pass play in Arizona postseason history ... established a new franchise record for receiving yards in a postseason game with 166 on eight receptions and one TD @ Car (1/10/09) ... tied the NFL postseason record for most TDs in a game by scoring a career-best three TDs in the first half and registered 152 receiving yards vs. Phi (1/18/09), establishing a new NFL record for receiving yards in a single postseason with 419, surpassing the 409 yards that Jerry Rice amassed in the 1988 playoffs with San Francisco ... tied a Super Bowl record with two TDs on seven receptions for 127 yards vs. Pit (2/1/09); dating back to the regular season he totaled over 100 receiving yards in a career-high six straight games.

2007: Started all 15 games played and was selected as a starter for second career Pro Bowl (2005) after finishing the season atop the NFC in receptions (100) and receiving yards (1,409); receiving yards tied his own career best set in 2005 for the fourth-most in franchise history; along with Anquan Boldin, became the first teammates in NFL history to record performances of 11+ catches and 160+ receiving yards in consecutive weeks (Boldin, 13 for 162 and 2 TDs vs. Atl 12/23; Fitzgerald 11 for 171 and 2 TDs vs. StL 12/30) ... recorded first 100-yard receiving game of the season and 10th of his career, catching a game-high 10 passes for 120 yards and recovering a Jeff Reed onside kick vs. Pit (9/30) ... for the eighth straight week led team in receptions with nine for a season-high 156 yards and two TDs including a 48-yard hail mary to end the first half vs. SF (11/25); surpassed 1,000 receiving yards on the season for the second time in his career (1,409 in 2005); by doing it in 11 games became the second-fastest Cardinal receiver to reach the mark; passed Larry Centers (29, 1990-98) to record the most TDs by a Cardinal (30) since the team moved to Arizona in 1988 ... after being limited in practice for second straight week, recorded an 18-yard TD reception @ NO (12/16) to give him at least one in five consecutive games ... set franchise record with 136 receiving yards in the first half and went on to register a season-best 11 receptions for 171 yards (13th career 100+ yard game, fourth of 2007) and two TDs vs. StL (12/30); teamed with Edgerrin James (102) and Kurt Warner (300) to become the first trio to record at least 100-yards receiving, 100-yards rushing and 300-yards passing in the same

game since 10/7/84 @ Dal when Neil Lomax (354), Roy Green (189) and Ottis Anderson (110) achieved the feat; total of 10 TDs on the season tied his previous career-best, set in 2005.

2006: With 946 yards on 69 catches (six TDs), he finished just shy of his second career 1,000-yard season despite missing three starts due to injury ... for the second year in a row, opened the season with over 100 yards receiving after hauling in nine passes for 133 yards vs. SF (9/10) ... starting his 37th straight game, caught two passes for 15 yards, including a five-yard TD reception to give the Cardinals an early 14-0 lead before leaving in the second quarter with a hamstring injury vs. KC (10/8) ... inactive for the first time in his NFL career with a hamstring injury vs. Chi (10/16) on Monday Night and had to miss the next three contests ... while recording his ninth career 100-yard game, set a new career-high with 172 yards on 11 receptions @ Min (11/26); his 172 yards were the highest in the NFL in Week 12 and with Anquan Boldin's 140 yards marked the fifth time that the duo both finished a game with over 100 yards receiving; 11 receptions also put him over 200 career receptions (205) ... led the team with 77 yards on five catches vs. Den (12/17); eclipsed the 3,000-yard receiving mark for his career ... for the second game in a row, led the Cardinals with 93 receiving yards on four catches, including a six-yard TD @ SF (12/24).

2005: Set a new franchise record for receptions in a season with 103 in his second season ... recorded a career-high 13 receptions for 155 yards and one TD in the season opener @ NYG (9/11) ... had his second consecutive 100-yard receiving day vs. Car (10/9), hauling in nine receptions for 136 yards and one TD ... posted his fourth 100-yard game of the season after grabbing eight passes for 102 yards vs. Sea (11/6) ... had his fifth 100-yard receiving game and his second consecutive @ Det (11/13) after hauling in nine passes for 141 yards, including an eight-yard TD pass from Kurt Warner ... recorded four receptions for 41 yards and fell one yard shy of breaking 1,000 yards on the season vs. Jax (11/27); added a five-yard TD reception from Warner to put the Cardinals within seven points with just under three minutes remaining in the game ... surpassed 1,000 yards on his first reception of the day @ SF (12/4) and finished the afternoon with eight receptions for 129 yards ... totaled six catches for 85 yards and one TD @ Hou (12/18) and became only the sixth player in team history to record more than 90 receptions in a single season ... set a new team record for receptions in a season with 103 for 1,409 yards after posting six receptions for 80 yards @ Ind (1/1/06) ... along with Boldin, the duo became only the third pair of teammates in NFL history to post 1,400+ receiving yards in a season and the third set to record over 100 receptions in the same season.

2004: The Cardinals first-round selection in the 2004 Draft (third overall), led the team and finished second among NFL rookies in receiving with 58 receptions for 780 yards and eight TDs ... in his first career start @ StL (9/12), caught nine passes for a team-high 70 receiving yards; opened the game with a 37-yard flea flicker reception from Josh McCown which was the longest offensive play of the game for either team ... had a team-high five receptions for 94 yards and scored his first career TD, a 24-yard pass from McCown @ SF (10/10) ... recorded a 39-yard reception on the second play of the game en route to four receptions for a team-



MAN OF THE YEAR

One of the NFL's most popular athletes since the Cardinals made him the third overall selection in the 2004 NFL Draft, **Fitzgerald's** playing excellence is matched by his conduct off the field. Below is a look at just a few of the prestigious awards Fitzgerald has accumulated during his NFL career.

WALTER PAYTON NFL MAN OF THE YEAR

Fitzgerald joined Giants QB Eli Manning as co-winners of the 2016 Walter Payton NFL Man of the Year award, the only league award that recognizes a player's off-the-field community service as well as his playing excellence. Fitzgerald was also one of three finalists for the award – one of the NFL's most prestigious – in 2012.

ART ROONEY SPORTSMANSHIP AWARD

In the lead up to Super Bowl XLIX following the 2014 season, Fitzgerald was named the inaugural winner of the Art Rooney NFL Sportsmanship Award.

Fitzgerald was selected in a vote of his fellow NFL players. The Art Rooney Trophy represents the important role that sportsmanship plays in the game and how NFL players that demonstrate integrity and honor on the field serve as role models for other players at all levels. The award was named in honor of the late founding owner of the Pittsburgh Steelers and Pro Football Hall of Famer Art Rooney, Sr.

GEORGETOWN LOMBARDI AWARD

Fitzgerald was the 2013 recipient of the NFL Players Association Georgetown Lombardi Award, which was established to honor a leader in the sports industry whose life and family have been touched by cancer, and who encourages cancer research, prevention and treatment through awareness and philanthropy.

ARTHUR S. ARKUSH HUMANITARIAN AWARD

In 2012, Fitzgerald was named the recipient of the 14th Annual Arthur S. Arkush Humanitarian Award by Pro Football Weekly, which is given to the NFL player whose contributions to the community and charitable organizations are especially outstanding.

high 73 yards vs. Sea (10/24); attempted a pass on the first play of the game but was sacked for a loss of seven yards; recorded a 25-yard TD grab on the Cardinals second drive of the game, putting the Cards on the board first with a 7-0 lead ... did not record a reception for the first time all season @ Buf (10/31); in the windy conditions the Cardinals completed only nine passes ... tied Boldin for receptions with five for 92 yards @ Mia (11/7); four of those receptions came for 84 yards in the fourth quarter; set up a five-yard Emmitt Smith TD run after connecting with McCown for a 32-yard gain; caught a 48-yard pass from McCown to put the Cardinals on the Miami three yard-line with 1:07 remaining and four plays later tied the score at 23 with a two-yard TD reception with 19 seconds remaining; Neil Rackers extra point gave the Cardinals a 24-23 lead to win the game; his 48-yard reception at Miami was the team's longest all season ... snagged two 29-yard TD passes from McCown in the fourth quarter @ Sea (12/26) to put the Cardinals within three points; finished the game with four receptions for 70 yards ... became the first Cardinals receiver since the 1970 NFL/AFL Merger to catch two TD passes in consecutive games.

COLLEGE:

Attended prep school at Valley Forge (PA) Military Academy after his senior year of high school ... eligible for the 2004 NFL Draft since three years had passed since his high school class graduated ... one of the most decorated receivers in Big East Conference history ... a Heisman Trophy finalist in 2003, finished second to Oklahoma QB Jason White by just 128 points (1,481-1,353) ... Walter Camp Player-of-the-Year, Biletnikoff Award winner and Columbus Touchdown Club Player of the Year ... unanimous All-America selection as a sophomore at University of Pittsburgh ... in just 26 games with the Panthers, caught 161 passes for 2,677 yards (16.6-yard avg.) and 34 TDs ...

his 34 receiving scores broke the school career record of 30 set by Antonio Bryant (1999-2001) ... ranks fifth in school history in receptions, sixth in receiving yards ... set school record with at least one TD catch in 16 consecutive games ... first player in school history with back-to-back 1,000-yard seasons receiving ... his 14 games with at least 100 yards receiving broke the previous Panthers all-time record of 13 set by Bryant ... had his No. 1 jersey retired at Pittsburgh in September 2013, becoming the ninth player in school history to have his jersey retired ... posted 35 receptions for 420 yards and seven TDs in six games at Valley Forge Military Academy.

PERSONAL:

Two-time All-State and prep All-America receiver at Academy of the Holy Angels (Minneapolis, MN) High School ... recorded 73 receptions for 1,254 yards (17.2 yard avg.) and 17 TDs as a senior, and had 54 catches for 1,347 yards (24.9 yard avg.) with 12 TDs and 10 consecutive 100-yard receiving games as a junior ... also a three-year defensive starter, playing free safety as a senior and OLB as a junior and sophomore ... lettered twice in basketball and once in track ... studied in the College of Arts and Sciences at Pittsburgh ... father, Larry Sr., played football at Indiana State from 1975-77 and is currently the sports editor for the Minnesota Spokesman-Recorder ... his mother, Carol, passed away in April of 2003 after a seven-year bout with cancer; Larry keeps her driver's license in his wallet next to his own ... younger brother, Marcus, played WR at Marshall from 2004-07 ... following the 2013 season, was named to the USA Football All-Fundamentals Teams, one of 26 players (11 offense, 11 defense, 4 special teams) honored for exemplary football techniques for youth players to emulate ... earned a degree in Communications from University of Phoenix in May of 2016.



FITZGERALD CAREER STATS

Year	Team	GP/GS	Receiving		Avg	Lg	TD
			Rec	Yds			
2004	Ariz	16/16	58	780	13.4	48	8
2005	Ariz	16/16	*103	1,409	13.7	47	10
2006	Ariz	13/13	69	946	13.7	57	6
2007	Ariz	15/15	100	1,409	14.1	48t	10
2008	Ariz	16/16	96	1,431	14.9	78t	*12
2009	Ariz	16/16	97	1,092	11.3	34t	*13
2010	Ariz	16/15	90	1,137	11.4	41	6
2011	Ariz	16/16	80	1,411	17.6	73t	8
2012	Ariz	16/16	71	798	11.2	37t	4
2013	Ariz	16/16	82	954	11.6	75t	10
2014	Ariz	14/13	63	784	12.4	80t	2
2015	Ariz	16/16	109	1,215	11.1	44	9
2016	Ariz	16/16	*107	1,023	9.6	32	6
2017	Ariz	16/16	109	1,156	10.6	37	6
Total		218/216	1,234	15,545	12.6	80t	110

* Led NFL

Single Game Highs:

Receptions: 13, three times, last vs. Dallas, 9/25/17; **Receiving Yards:** 172, @ Minnesota, 11/26/06; **TDs:** 3, @ Chicago, 9/20/15; **Long Reception:** 80t, vs. Philadelphia, 10/26/14; **Long TD Reception:** 80, vs. Philadelphia, 10/26/14.

Additional Statistics:

Rushing: Career: 20-68; 2015: 2-5; 2013: 2-8; 2005: 8-41; 2004: 8-14. **Passing:** Career: 1-3-25; 2017: 1-1-25; 2016: 0-1; 2013: 0-1.

FITZGERALD POSTSEASON STATS

Year	Team	GP/GS	Receiving		Avg	Lg	TD
			Rec	Yds			
2008	Ariz	4/4	30	546	18.2	64t	7
2009	Ariz	2/2	12	159	13.3	33t	2
2014	Ariz	1/1	3	31	10.3	14	0
2015	Ariz	2/2	12	206	17.2	75	1
Total		9/9	57	942	16.5	75	10

Postseason Single Game Highs:

Receptions: 9, vs. Philadelphia, 1/18/09; **Receiving Yards:** 176, vs. Green Bay, 1/16/16; **TDs:** 3, vs. Philadelphia, 1/18/09; **Long Reception:** 75, vs. Green Bay, 1/16/16; **Long TD Reception:** 64, vs. Pittsburgh (SB XLIII), 2/3/09.

FITZGERALD GAME-BY-GAME STATS

Receiving															
2017								2016							
Date	Opp	GP/GS	Rec	Yds	Lg	TD		Date	Opp	GP/GS	Rec	Yds	Lg	TD	
Sept. 10	@ Det	1/1	6	74	33	0		Sept. 11	NE	1/1	8	81	21	2	
Sept. 17	@ Ind	1/1	3	21	10	0		Sept. 18	TB	1/1	5	77	25	1	
Sept. 25	DAL	1/1	13	149	37	1		Sept. 25	@ Buf	1/1	7	60	13	0	
Oct. 1	SF	1/1	4	32	19t	1		Oct. 2	LAR	1/1	5	62	15	0	
Oct. 8	@ Phi	1/1	6	51	15	0		Oct. 6	@ SF	1/1	6	81	29t	2	
Oct. 15	TB	1/1	10	138	29	1		Oct. 17	NYJ	1/1	6	49	12	0	
Oct. 22	@ LAR	1/1	3	29	17	0		Oct. 23	SEA	1/1	9	70	19	0	
Nov. 5	@ SF	1/1	5	70	23	0		Oct. 30	@ Car	1/1	10	74	11	0	
Nov. 9	SEA	1/1	10	113	18	0		Nov. 13	SF	1/1	12	132	32	0	
Nov. 19	@ Hou	1/1	9	91	22	1		Nov. 20	@ Min	1/1	6	63	16	0	
Nov. 26	JAX	1/1	3	12	16	0		Nov. 27	@ Atl	1/1	4	53	18	0	
Dec. 3	LAR	1/1	10	98	20	1		Dec. 4	WAS	1/1	10	78	23	0	
Dec. 10	TEN	1/1	5	44	23	0		Dec. 11	@ Mia	1/1	3	12	8	0	
Dec. 17	@ Was	1/1	5	60	25	0		Dec. 18	NO	1/1	7	57	13	0	
Dec. 24	NYG	1/1	9	119	23	1		Dec. 24	@ Sea	1/1	4	31	16	0	
Dec. 31	@ Sea	1/1	8	55	12	0		Jan. 1	@ LAR	1/1	5	43	22	1	
Total		16/16	109	1,156	37	6		Total		16/16	107	1,023	32	6	



FITZGERALD GAME-BY-GAME STATS

Receiving

2015

Date	Opp	GP/GS	Rec	Yds	Lg	TD
Sept. 13	NO	1/1	6	87	29	0
Sept. 20	@ Chi	1/1	8	112	28t	3
Sept. 27	SF	1/1	9	134	23	2
Oct. 4	STL	1/1	7	99	22	0
Oct. 11	@ Det	1/1	5	58	26	1
Oct. 18	@ Pit	1/1	8	93	44	0
Oct. 26	BAL	1/1	3	39	16	0
Nov. 1	@ Cle	1/1	9	84	16	1
Nov. 15	@ Sea	1/1	10	130	22	0
Nov. 22	CIN	1/1	8	90	20	0
Nov. 29	@ SF	1/1	10	66	11	0
Dec. 6	@ StL	1/1	8	55	23	0
Dec. 10	MIN	1/1	5	41	17	0
Dec. 20	@ Phi	1/1	3	43	20	0
Dec. 27	GB	1/1	4	29	12	1
Jan. 3	SEA	1/1	6	55	17t	1
Total		16/16	109	1,215	44	9

Jan. 16	GB	1/1	8	176	75	1
Jan. 24	@ Car	1/1	4	30	13	0
Postseason		2/2	12	206	75	1

2014

Date	Opp.	GP/GS	No	Yds	Long	TD
Sept. 8	SD	1/1	1	22	22	0
Sept. 14	@ NYG	1/1	6	51	17	0
Sept. 21	SF	1/1	3	34	24	0
Oct. 5	@ Den	1/0	3	57	33	0
Oct. 12	WAS	1/1	6	98	24t	1
Oct. 19	@ Oak	1/1	4	21	7	0
Oct. 26	PHI	1/1	7	160	80t	1
Nov. 2	@ Dal	1/1	5	70	31	0
Nov. 9	STL	1/1	9	112	18	0
Nov. 16	DET	1/1	2	33	22	0
Nov. 23	@ Sea	Inactive – Knee				
Nov. 30	@ Atl	Inactive – Knee				
Dec. 7	KC	1/1	4	34	13	0
Dec. 11	@ StL	1/1	7	30	16	0
Dec. 21	SEA	1/1	4	33	16	0
Dec. 28	@ SF	1/1	2	29	21	0
Total		14/13	63	784	80t	2

Jan. 3	@ Car	1/1	3	31	14	0
--------	-------	-----	---	----	----	---

2013

Date	Opp.	GP/GS	No	Yds	Long	TD
Sept. 8	@ StL	1/1	8	80	24t	2
Sept. 15	DET	1/1	2	33	22	0
Sept. 22	@ NO	1/1	5	64	26	0
Sept. 29	@ TB	1/1	6	68	21	1
Oct. 6	CAR	1/1	3	43	19	0
Oct. 13	@ SF	1/1	6	117	75t	1
Oct. 17	SEA	1/1	2	17	12	0
Oct. 27	ATL	1/1	4	48	20	1
Nov. 10	HOU	1/1	3	23	11	0
Nov. 17	@ Jax	1/1	6	61	17	1
Nov. 24	IND	1/1	5	52	26t	2
Dec. 1	@ Phi	1/1	5	72	43t	1
Dec. 8	STL	1/1	12	96	19	1
Dec. 15	@ Ten	1/1	6	49	18	0
Dec. 22	@ Sea	1/1	3	18	8	0
Dec. 29	SF	1/1	6	113	49	0
Total		16/16	82	954	75t	10

2012

Date	Opp.	GP/GS	No	Yds	Long	TD
Sept. 9	SEA	1/1	4	63	23	0
Sept. 16	@ NE	1/1	1	4	4	0
Sept. 23	PHI	1/1	9	114	37t	1
Sept. 30	MIA	1/1	8	64	13	1
Oct. 4	@ StL	1/1	8	92	29	0
Oct. 14	BUF	1/1	6	93	28	1
Oct. 21	@ Min	1/1	4	29	16	0
Oct. 29	SF	1/1	5	52	16	0
Nov. 4	@ GB	1/1	6	74	31t	1
Nov. 18	@ Atl	1/1	1	11	11	0
Nov. 25	STL	1/1	3	31	13	0
Dec. 2	@ NYJ	1/1	1	23	23	0
Dec. 9	@ Sea	1/1	1	2	2	0
Dec. 16	DET	1/1	4	22	13	0
Dec. 23	CHI	1/1	8	111	24	0
Dec. 30	@ SF	1/1	2	13	7	0
Total		16/16	71	798	37t	4

2011

Date	Opp.	GP/GS	No	Yds	Long	TD
Sept. 11	CAR	1/1	3	62	34	0
Sept. 18	@ Was	1/1	7	133	73t	1
Sept. 25	@ Sea	1/1	5	64	28	1
Oct. 2	NYG	1/1	8	102	47	0
Oct. 9	@ Min	1/1	4	66	22	0
Oct. 23	PIT	1/1	4	78	31	0
Oct. 30	@ Bal	1/1	3	98	66	0
Nov. 6	STL	1/1	4	43	15	1
Nov. 13	@ Phi	1/1	7	146	42	2
Nov. 20	@ SF	1/1	3	41	23t	1
Nov. 27	@ StL	1/1	3	55	41	0
Dec. 4	DAL	1/1	4	55	18	0
Dec. 11	SF	1/1	7	149	53	1
Dec. 18	CLE	1/1	3	65	32	0
Dec. 24	@ Cin	1/1	6	105	39	1
Jan. 1	SEA	1/1	9	149	41	0
Total		16/16	80	1,411	73t	8

2010

Date	Opp.	GP/GS	No	Yds	Long	TD
Sept. 12	@ StL	1/1	3	43	21t	1
Sept. 19	@ Atl	1/1	7	83	29	0
Sept. 26	OAK	1/0	2	26	18	1
Oct. 3	@ SD	1/1	7	56	13	0
Oct. 10	NO	1/1	7	93	26	0
Oct. 24	@ Sea	1/1	3	30	18	0
Oct. 31	TB	1/1	6	72	24	2
Nov. 7	@ Min	1/1	7	107	30	0
Nov. 14	SEA	1/1	7	91	33	0
Nov. 21	@ KC	1/1	6	90	24	1
Nov. 29	SF	1/1	4	37	14	0
Dec. 5	STL	1/1	4	61	19	0
Dec. 12	DEN	1/1	6	72	25	0
Dec. 19	@ Car	1/1	9	125	41	0
Dec. 25	DAL	1/1	1	26	26	0
Jan. 2	@ SF	1/1	11	125	31	1
Total		16/15	90	1,137	41	6



FITZGERALD GAME-BY-GAME STATS

Receiving

2009

Date	Opp.	GP/GS	No	Yds	Long	TD
Sept. 13	SF	1/1	6	71	22t	1
Sept. 20	@ Jax	1/1	4	34	22t	1
Sept. 27	IND	1/1	7	76	17	0
Oct. 11	HOU	1/1	5	79	26t	2
Oct. 18	@ Sea	1/1	13	100	19	1
Oct. 25	@ NYG	1/1	6	83	27	0
Nov. 1	CAR	1/1	6	66	19	0
Nov. 8	@ Chi	1/1	9	123	18	2
Nov. 15	SEA	1/1	7	73	25	1
Nov. 22	@ StL	1/1	8	87	14	1
Nov. 29	@ Ten	1/1	4	34	20	0
Dec. 6	MIN	1/1	8	143	34t	1
Dec. 14	@ SF	1/1	2	22	13	0
Dec. 20	@ Det	1/1	4	36	17	1
Dec. 27	STL	1/1	5	48	12	1
Jan. 3	GB	1/1	3	17	12	1
Total		16/16	97	1,092	34t	13
Jan. 10	GB	1/1	6	82	33t	2
Jan. 16	@ NO	1/1	6	77	16	0
Postseason		2/2	12	159	33t	2

2008

Date	Opp.	GP/GS	No	Yds	Long	TD
Sept. 7	@ SF	1/1	3	31	21	1
Sept. 14	MIA	1/1	6	153	75	0
Sept. 21	@ Was	1/1	7	109	62t	1
Sept. 28	@ NYJ	1/1	8	122	32	0
Oct. 5	BUF	1/1	7	52	12	2
Oct. 12	DAL	1/1	5	79	39	1
Oct. 26	@ Car	1/1	7	115	30	0
Nov. 2	@ StL	1/1	6	81	33	0
Nov. 10	SF	1/1	8	46	9	1
Nov. 16	@ Sea	1/1	10	151	33	0
Nov. 23	NYG	1/1	5	71	18	0
Nov. 27	@ Phi	1/1	5	65	40	2
Dec. 7	STL	1/1	6	73	23	1
Dec. 14	MIN	1/1	5	52	23	0
Dec. 21	@ NE	1/1	3	101	78t	1
Dec. 28	SEA	1/1	5	130	50	2
Total		16/16	96	1,431	78t	12
Jan. 3	ATL	1/1	6	101	42t	1
Jan. 10	@ Car	1/1	8	166	41	1
Jan. 18	PHI	1/1	9	152	62t	3
Feb. 1	PIT	1/1	7	127	64t	2
Postseason		4/4	30	546	64t	7

2007

Date	Opp.	GP/GS	No	Yds	Long	TD
Sept. 10	@ SF	1/1	3	20	12	0
Sept. 16	SEA	1/1	7	87	40	0
Sept. 23	@ Bal	1/1	5	85	27	0
Sept. 30	PIT	1/1	10	120	38	0
Oct. 7	@ StL	1/1	9	136	34	1
Oct. 14	CAR	1/1	6	97	36	0
Oct. 21	@ Was	1/1	6	97	43	0
Nov. 4	@ TB	1/1	4	95	47	0
Nov. 11	DET	1/1	8	74	20t	2
Nov. 18	@ Cin	1/1	8	93	20	1
Nov. 25	SF	1/1	9	156	48t	2
Dec. 2	CLE	Inactive - Groin				
Dec. 9	@ Sea	1/1	6	79	23	1
Dec. 16	@ NO	1/1	2	27	18t	1
Dec. 23	ATL	1/1	6	72	19	0
Dec. 30	STL	1/1	11	171	26	2
Total		15/15	100	1,409	48t	10

2006

Date	Opp.	GP/GS	No	Yds	Long	TD
Sept. 10	SF	1/1	9	133	28	0
Sept. 17	@ Sea	1/1	4	52	15	0
Sept. 24	STL	1/1	6	65	16	1
Oct. 1	@ Atl	1/1	4	71	46	0
Oct. 8	KC	1/1	2	15	10	1
Oct. 16	CHI	Inactive - Hamstring				
Oct. 22	@ Oak	Inactive - Hamstring				
Oct. 29	@ GB	Inactive - Hamstring				
Nov. 12	DAL	1/1	6	80	38	0
Nov. 19	DET	1/1	2	30	24	0
Nov. 26	@ Min	1/1	11	172	34	0
Dec. 3	@ StL	1/1	5	46	18	1
Dec. 10	SEA	1/1	7	79	22	1
Dec. 17	DEN	1/1	5	77	24	0
Dec. 24	@ SF	1/1	4	93	57	1
Dec. 31	@ SD	1/1	4	33	10	1
Total		13/13	69	946	57	6

2005

Date	Opp.	GP/GS	No	Yds	Long	TD
Sept. 11	@ NYG	1/1	13	155	30	1
Sept. 18	STL	1/1	4	70	22	0
Sept. 25	@ Sea	1/1	3	41	24	0
Oct. 2	SF	1/1	7	102	41	1
Oct. 9	CAR	1/1	9	136	47	1
Oct. 23	TEN	1/1	4	71	34	1
Oct. 30	@ Dal	1/1	4	36	11	0
Nov. 6	SEA	1/1	8	102	23	0
Nov. 13	@ Det	1/1	9	141	27	1
Nov. 20	@ StL	1/1	9	104	31	1
Nov. 27	JAX	1/1	4	41	20	1
Dec. 4	@ SF	1/1	8	129	34	0
Dec. 11	WAS	1/1	4	23	11	0
Dec. 18	@ Hou	1/1	6	85	40	1
Dec. 24	PHI	1/1	5	93	45	1
Jan. 1	@ Ind	1/1	6	80	25t	1
Total		16/16	103	1,409	47	10

2004

Date	Opp.	GP/GS	No	Yds	Long	TD
Sept. 12	@ StL	1/1	4	70	37	0
Sept. 19	NE	1/1	5	36	14	0
Sept. 26	@ Atl	1/1	5	37	16	0
Oct. 3	NO	1/1	3	61	29	0
Oct. 10	@ SF	1/1	5	94	35	1
Oct. 24	SEA	1/1	4	73	39	1
Oct. 31	@ Buf	1/1	0	0	0	0
Nov. 7	@ Mia	1/1	5	92	48	1
Nov. 14	NYG	1/1	1	2	2	0
Nov. 21	@ Car	1/1	7	92	33	1
Nov. 28	NYJ	1/1	2	21	15	0
Dec. 5	@ Det	1/1	2	12	8	0
Dec. 12	SF	1/1	4	47	22	0
Dec. 19	STL	1/1	4	37	15	2
Dec. 26	@ Sea	1/1	4	70	29t	2
Jan. 2	TB	1/1	3	36	16	0
Total		16/16	58	780	48	8

**RUDY FORD****COLLEGE:** Auburn**HOW ACQUIRED:** D6/17 (208th)**YEARS NFL/CARDINALS:** 2/2**HOMETOWN:** Big Cove, AL**DOB:** November 1, 1994**30 | SAFETY | 6-0 | 204****NOTE CARDS**

- Selected by the Cardinals in the sixth round (208th overall) of the 2017 NFL Draft out of Auburn. Arizona traded both of its seventh round picks in the '17 draft in order to move up and select Ford.
- Appeared in each of the first 10 games and recorded five special teams tackles for

Arizona as a rookie in '17 before suffering a season-ending knee injury.

- Became the first Auburn player drafted by the Cardinals since the team took LB Karlos Dansby in the second round (33rd overall) in 2004.

PRO CAREER:

The Cardinals sixth round selection (208th overall) in the 2017 NFL Draft, Ford appeared in the first 10 games of his rookie season before a knee injury landed him on injured reserve.

2017: Played on special teams in the first 10 games and totaled five special teams tackles before suffering a season-ending knee injury ... notched a special teams tackle in his NFL debut @ Det (9/10), @ SF (11/5) and vs. Sea (11/9) ... collected a career-high two special teams tackles @ Hou (11/19) ... inactive (knee) vs. Jax (11/26) and vs. LAR (12/3) ... placed on injured reserve (knee) on 12/7.

COLLEGE:

Appeared in 52 games (34 starts) and totaled 275 tackles, 1.5 sacks, 11.5 tackles for loss, five INTs, three forced fumbles and a fumble recovery ... led the Tigers in tackles in both the 2014 (93) and 2015 (118) seasons ... three-year starter in the secondary ... as a senior in 2016, started 10 of 12 games he appeared in and was named a Reese's Senior Bowl selection ... totaled 59 tackles and a career-high seven passes defended ... in the pre-season, was named to the Bednarik, Paul Hornung Award and Senior Bowl watch lists ... as a junior in '15, started 11 games at the nickel corner spot while also seeing time at safety ... for the second consecutive season, led the team in tackles, record-

ing 118 stops on the year ... his 118 tackles were the most for an Auburn player since 2001 ... posted double-digit tackles in six games ... added a sack, two INTs (one returned 48 yards for his first career TD), two passes defended and two forced fumbles ... during his first season as a starter as a sophomore in '14, led the team in tackles after starting all 13 games at safety ... totaled 93 tackles and also finished third on team with a career-high three INTs ... also had 1.5 tackles for loss, a half-sack and a forced fumble ... earned honorable mention Sophomore All-America honors from College Football News ... appeared in all 14 games as a freshman in 2013 after moving from running back to cornerback during fall camp ... totaled five tackles on the season ... also saw action at running back in two games ... rushed two times for 45 yards, including a 38-yard TD against Western Carolina ... earned a spot on the SEC First-Year Academic Honor Roll

PERSONAL:

Attended New Hope (Big Cove, AL) High School where he gained 1,669 yards and scored 27 TDs as a senior ... a Class 3A first-team All-State selection, was also chosen to play in the Alabama-Mississippi All-Star game ... named the top running back prospect in Alabama on Rivals.com ... real first name is Johnathan, was given the nickname "Rudy" as a child by his Uncle Phillip.

FORD CAREER STATS

Year	Team	GP/GS	Tackles			Sacks		Interceptions						FR	FF	STT
			Solo	Asst	Ttl	Sk	Yds	Int	Yds	Lq	TD	PD				
2017	Ariz	10/0	0	0	0	0.0	0	0	0	0	0	0	0	0	0	5
Total		10/0	0	0	0	0.0	0	0	0	0	0	0	0	0	0	5

Single Game Highs:

Special Teams Tackles: 2, vs. Houston, 11/19/17.



D.J. FOSTER

COLLEGE: Arizona State

HOW ACQUIRED: FA-17

YEARS NFL/CARDINALS: 3/2

HOMETOWN: November 22, 1993

DOB: Scottsdale, AZ

37 | RUNNING BACK | 6-0 | 195

PRO CAREER:

Originally signed with the New England Patriots as a rookie free agent on 5/6/16. Released on 11/28/16 and signed to the Patriots practice squad on 11/30/16. Elevated to New England's 53-man roster from the practice squad on 12/3/16. Released on 9/2/17 and signed to the Patriots practice squad on 9/3/17. Signed with the Cardinals from New England's practice squad on 9/12/17.

2017: Joined the Cardinals from the Patriots practice squad in Week 2 and served primarily as a third-down back and kick returner, totaling 336 all-purpose yards (19 on six carries, 133 on 17 receptions and 184 on eight kickoff returns) in seven games ... inactive Weeks 2-10 ... had two receptions for 26 yards in his Cardinals debut @ Hou (11/19) ... had a four-yard run and 18 yards on three receptions, including a crucial 12-yard sideline grab to setup Phil Dawson's 57-yard game-winning FG on the next play vs. Jax (11/26); returned two kickoffs for 50 yards against the Jaguars ... gained 22 yards on a career-high four receptions @ Was (12/17) ... secured two receptions for 16 yards during the Cardinals second quarter scoring drive (13-yard Larry Fitzgerald TD reception) vs. NYG (12/24) ... had a three-yard run, a 17-yard reception and 101 yards on three kickoff returns, including a career-long 55-yard return to setup a Cardinals scoring drive in the season finale win @ Sea (12/31).

2016: Made the 53-man roster out of training camp as a rookie free agent and recorded seven carries

for 24 yards and one reception for two yards in three games for the Patriots ... inactive for 13 regular season games and three postseason contests, including New England's Super Bowl LI victory ... had a seven-yard run and two-yard reception in his NFL debut vs. Mia (9/18).

COLLEGE:

Played 53 games during his four-year career at Arizona State, where he was a two-time All-Pac-12 honoree and 2012 freshman All-American ... totaled 2,355 yards and 18 TDs on 444 carries and 2,458 yards and 14 TDs on 222 receptions ... became the fifth player in NCAA Division I history to rush and receive for more than 2,000 yards ... caught at least one pass in all 53 games, the longest streak in conference history ... converted to WR in 2015 after three seasons at RB.

PERSONAL:

Led Saguaro (Scottsdale, AZ) High School to the Arizona Division III State Championship and set a single-season state record with 60 total TDs as a senior in 2011 ... during his senior year, was teammates with Cardinals 2018 second round draft pick Christian Kirk earned national acclaim in Sports Illustrated after totaling 508 yards and 10 TDs (both single-game state records) on 20 carries ... rushed for more than 5,000 yards during his prep career ... in May of 2018, received his bachelor's degree in Liberal Studies from ASU.

FOSTER CAREER STATS

Year	Team	Rushing							Receiving				
		GP/GS	Att	Yds	Avg	Lg	TD		No	Yds	Avg	Lg	TD
2016	NE	3/0	7	24	3.4	7	0		1	2	2.0	2	0
2017	Ariz	7/0	6	19	3.2	5	0		17	133	7.8	20	0
Total		10/0	13	43	3.3	7	0		18	135	7.5	20	0

Single Game Highs:

Rushing Yards: 17, @ Cleveland, 10/9/16; **Rushing Attempts:** 6, @ Cleveland, 10/9/16; **Long Run:** 7, vs. Miami, 9/18/16; **Receptions:** 4, @ Washington, 12/17/17; **Receiving Yards:** 26, @ Houston, 11/19/17; **Long Reception:** 20, @ Houston, 11/19/17.

Additional Statistics:

Kickoff Return: Career: 9-214; 2017: 8-184; 2016: 1-30.

**DENNIS GARDECK**

COLLEGE: Sioux Falls
HOMETOWN: Lake in the Hills, IL
DOB: August 9, 1994

HOW ACQUIRED: FA-18

◆ **ROOKIE** ◆

92 | LINEBACKER | 6-0 | 242

COLLEGE CAREER:

Recorded 345 tackles, 32 sacks, 57.5 tackles for loss, nine forced fumbles, two fumble recoveries and one INT in three seasons at West Virginia State and one at Sioux Falls ... played three seasons at WVU before transferring to Sioux Falls in 2017 as a graduate transfer ... named to five Division II All-America teams as a senior in 2017 after leading the Cougars with 14 sacks, 75 tackles and 21 tackles for loss to go along with two forced fumbles and one fumble recovery ... selected as a finalist for the Cliff Harris Award (Small College Defensive Player of the Year) and nominated for the Harlon Hill Trophy as the DII Player of the Year last season, while earning first-team All-NSIC and NSIC Defensive Newcomer of the Year honors ... as a junior at West

Virginia State in 2016, named second-team All-Mountain East after collecting 111 tackles, three sacks, four forced fumbles and seven tackles for loss ... named first-team All-Mountain East as a sophomore in 2015 after posting 102 tackles, 22.5 tackles for loss, eight passes defended, three forced fumbles, an INT and a fumble recovery.

PERSONAL:

Attended Crystal Lake (IL) South High School where he earned All-Fox Valley Conference and All-Area honors as a senior linebacker ... also earned second-team all-conference honors as a defenseman in lacrosse ... earned his degree from West Virginia State and is currently studying for a Master of Business Administration degree at USF.

**MIKE GLENNON**

COLLEGE: North Carolina State
HOW ACQUIRED: FA-18
YEARS NFL/CARDINALS: 6/1

HOMETOWN: Fairfax County, VA
DOB: December 12, 1989

7 | QUARTERBACK | 6-6 | 225

NOTE CARDS

- Selected by the Buccaneers in the third round (73rd overall) of the 2013 NFL Draft out of North Carolina State and spent his first five NFL seasons with Tampa Bay (2013-16) and Chicago (2017). Signed a two-year contract with the Cardinals on 3/16/18 as a free agent.
- Named to the All-Rookie team by the PFWA, ProFootballFocus.com and ESPN.com after

completing 247-of-416 pass attempts (59.4%) for 2,608 yards, 19 TDs, nine INTs and an 83.9 passer rating in 13 starts as a rookie with Tampa Bay in 2013.

- In 2013, became the first rookie in NFL history to throw at least one TD pass in each of his first eight career starts.

PRO CAREER:

The Buccaneers third round selection (73rd overall) in the 2013 NFL Draft, spent four seasons with Tampa Bay (2013-16) before signing with Chicago as a free agent on 3/10/17. Released by Chicago on 3/14/18 and signed a two-year contract with Arizona on 3/16/18 as a free agent.

2017: Started all four games he appeared in during his lone season with Chicago, completing 93-of-140 pass attempts (66.4%) for 833 yards, four TDs and five INTs ... completed at least 63% of his pass attempts and threw a TD pass in all four starts ... completed 26-of-40 pass attempts (65.0%) for 213 yards, a TD and an 86.8 passer rating in the season opener vs. Atl (9/10) ... established

season-highs in completions (31), attempts (45), completion percentage (68.9) and passing yards (301) @ TB (9/17) ... completed 15-of-22 pass attempts (68.2%) for 101 yards, a TD and an INT in a victory vs. Pit (9/24) ... made his final start of the season @ GB (9/28) before serving as the backup to Mitchell Trubisky for the final 12 games.

2016: Appeared in two games during his final season in Tampa Bay while serving as the backup to Jameis Winston ... saw his first action of the season vs. Atl (11/3), coming in during the second half completing 10-of-11 attempts (90.9%) for 75 yards and a TD ... briefly saw action vs. Chi (11/13) but did not record any statistics.

2015: Served as the backup to Jameis Winston in all 16 regular season games.



2014: Started five of the six games he appeared in during his second NFL season, completing 117-of-203 attempts (57.6%) for 1,417 yards, 10 TDs, six INTs and an 83.3 passer rating ... active but DNP in the first two games of the season while serving as the backup to Josh McCown ... saw action @ Atl (9/18), entering the game in place of an injured McCown and finished 17-of-24 for 121 yards, a TD and a 96.0 passer rating ... made first start of the season @ Pit (9/28), leading the team to its first victory of the year in a late comeback, connecting with Vincent Jackson on a five-yard game-winning TD pass with seven seconds remaining in OT; finished game having completed 21-of-42 attempts for a career-high 302 yards with two TDs and an INT; threw for 245 yards in the second half in leading the come-from-behind victory ... finished 19-of-32 for 249 yards with two TDs and an INT @ NO (10/5) ... recorded the second 300-yard passing game of his career vs. Bal (10/12), going 24-of-44 for a career-high 314 yards with two TDs and an INT ... made starts in the next two games – vs. Min (10/26) and @ Cle (11/2) before serving as the backup (DNP) in the final eight games.

2013: Started all 13 games he appeared in as a rookie and was named to the All-Rookie team by the PFWA, ProFootballFocus.com and ESPN.com after completing 247-of-416 attempts (59.4%) for 2,608 yards, 19 TDs, nine INTs and an 83.9 passer rating ... became the first rookie in NFL history to throw for at least one TD in each of his first eight career starts ... his 19 TDs and 2,608 passing yards set franchise records (broken by Jameis Winston in 2015) ... became the first rookie in team history throw a TD in eight consecutive games ... became just the fourth rookie in NFL history to post two games with a passer rating of 137 or higher, joining Dieter Brock (1985), Matt Ryan (2008) and Robert Griffin (2012) ... finished the month of November with the fourth-best completion percentage (70.5%), the third-highest passer rating (119.7) and tied for the sixth-most TD passes (7) among NFL QBs ... active but DNP in the first three games of the season ... named the starting quarterback on Sept. 25 and made his first career start four days later vs. AZ (9/29) ... threw for 273 yards vs. Phi (10/13) in his second career start, which at the time was the fourth-best single-game total by a Bucs rookie in team history; combined with his 43 attempts the previous week vs. AZ, the 86 attempts in his first two games were the second-most in NFL history in a player's first two career games (Todd Marinovich, 99) ... finished the game @ Atl (10/20) having completed 26-of-44 pass attempts for 256 yards, two TDs and no INTs; his five TD passes in his first three starts tied for the most ever by a Buccaneer rookie (Josh Freeman, 2009) ... set Bucs rookie records for pass attempts (51) and completions (30) vs. Car (10/24), adding a TD pass and no INTs ... completed 17-of-23 attempts (73.9%) for 168 yards, two TDs and a 123.1 passer rating against one of the NFL's top defenses @ Sea (11/3) ... completed 20-of-23 pass attempts (87.0%) for 231 yards, two TDs and a 137.5 passer

rating vs. Atl (11/17); his 87.8 completion percentage marked the second-best single-game mark in the NFL in 2013 and second-highest in team history (Vinny Testaverde-88.0); marked the fourth time in five games he went without an INT; marked the second time in three starts he posted a passer rating of 120+ ... finished 14-of-21 (66.7%) for 247 yards, two TDs and a Buccaneers rookie single-game record 138.4 passer rating @ Det (11/24); marked second straight game with a passer rating of 130+ and the third time in four games he finished with a passer rating of 120+.

COLLEGE:

In four seasons at NC State, played in 36 games (26 starts) and finished his career having completed 646-of-1,069 pass attempts (60.4%) for 7,411 yards and 63 TDs ... finished his senior season in 2012 having posted the second-most pass attempts (564), in ACC history, the third-most completions (330), fourth-most passing yards (4,031) and tied for the fifth-most TD passes (31) ... joined former Wolfpack QB Philip Rivers as the only players in school history to throw for 4,000+ yards in a single season ... also became one of just three QBs in NC State history to complete 300+ passes in a season (Rivers and Russell Wilson) ... as a junior in 2011, started all 13 games and completed 283-of-453 pass attempts for 3,054 yards and 31 TDs ... his 31 TD passes tied for the second-highest mark in school history, second only to Rivers ... tied the school single-game record for TD passes with five in the win over Maryland ... ranked fourth in the ACC in passing yards per game, second in TD passes ... threw TD passes of 63, 65, 67, 79 and 87 yards in 2011, with the 87-yarder vs. Cincinnati marking the fifth-longest pass play in school history ... as a sophomore in 2010, saw action in three games while playing behind Wilson ... saw action in seven games as a freshman in 2009, completing 24-of-39 attempts (61.5%) for 248 yards and a TD ... red-shirted as a true freshman in 2008.

PERSONAL:

Attended Westfield (Fairfax County, VA) High School where he was ranked as the third-best QB in the nation by Rivals.com and ESPN.com and the 87th best player in the country by Scout.com ... following his senior season, earned Parade All-American honors, was named the Virginia Player of the Year by the Associated Press and was the 2007 Gatorade Player of the Year in Virginia ... completed 171-of-265 pass attempts for 2,557 yards and 32 TDs as a senior, helping lead his team to an undefeated 15-0 record and a Virginia AAA Division VI Championship ... also named first-team All-State, all-region and all-district ... selected to the Elite 11 Quarterback Camp as well as the Under Armour All-American game ... as a junior in 2006, named first-team all-district in addition to being named District Player of the Year and Washington Post All-Metro honorable mention ... brother, Sean, played QB at Virginia Tech from 2004-08 ... graduated from NC State with a bachelor's degree in Business Management and a Master's degree in Liberal Studies.



GLENNON CAREER STATS

Passing

Year	Team	GP/GS	Att	Cmp	Pct	Yds	Yds/Att	TD	Int	Lg	Sk	Yds Lst	Rating
2013	TB	13/13	416	247	59.4	2,608	6.3	19	9	85t	40	314	83.9
2014	TB	6/5	203	117	67.6	1,417	7.0	10	6	41	16	91	83.3
2015	TB	0/0	0	0	0.0	0	0.0	0	0	-	0	0	0.0
2016	TB	2/0	11	10	90.9	75	6.8	1	0	13	0	0	125.4
2017	Chi	4/4	140	93	66.4	833	6.0	4	5	29	8	78	76.9
Total		25/22	770	467	60.6	4,933	6.4	34	20	85t	64	483	83.2

Rushing

Year	Team	Att	Yds	Avg	Lg	TD
2013	TB	27	37	1.4	16	0
2014	TB	10	49	4.9	19	0
2015	TB	0	0	0.0	-	0
2016	TB	0	0	0.0	-	0
2017	Chi	4	4	1.0	2	0
Total		41	90	2.2	19	0

Single Game Highs:

Attempts: 51, vs. Carolina, 10/24/13; **Completions:** 31, @ Tampa Bay, 9/17/17; **Passing Yards:** 314, vs. Baltimore, 10/12/14; **Passing TDs:** 2, 12 times, last @ Cleveland, 11/2/14; **Passer Rating:** 138.4, @ Detroit, 11/24/13; **Completion Pct.:** 87.0, vs. Atlanta, 11/17/13 (20 of 23); **Long Pass:** 85t, @ Detroit, 11/24/13; **Rushing Yards:** 20, vs. Philadelphia, 10/13/13; **Long Run:** 19, @ Atlanta, 9/18/14.



MARKUS GOLDEN

COLLEGE: Missouri

HOW ACQUIRED: D2/15 (58th)

YEARS NFL/CARDINALS: 4/4

HOMETOWN: St. Louis, MO

DOB: March 13, 1991

44 | DEFENSIVE END | 6-3 | 260

NOTE CARDS

- Selected by the Cardinals in the second round (58th overall) of the 2015 NFL Draft out of Missouri.
- Appeared in 35 games (13 starts) during his first three seasons, totaling 16.5 sacks, six forced fumbles and a fumble recovery. Missed the final 12 games of the 2017 campaign after suffering a season-ending knee injury in Week 4.
- Tied for third in the NFL with a career-high and team-leading 12.5 sacks in 2016. Added 63 tackles, 19 tackles for loss, 23 QB hits, 19 QB pressures, four forced fumbles, a fumble recovery and two passes defended during his breakout season.
- Became the first player in franchise history with at least one sack in each of the first five games of a season in 2016 and finished the year with at least one sack in each of the final four contests.
- Combined with Chandler Jones (11.0) to become the Cardinals first double-digit sacks duo since 1984 and just the third in franchise history in 2016.
- Played in 15 games with six starts as a rookie in 2015, totaling 37 tackles, 4.0 sacks, five tackles for loss and two forced fumbles. Posted a team-high 16 QB pressures and finished second with 14 QB hits.

PRO CAREER:

Selected by the Cardinals in the second round (58th overall) of the 2015 NFL Draft, Golden has played in 35 regular season games (13 starts) and started both postseason contest in which he appeared.

2017: Started the first four games and collected 12 tackles and one tackle for loss before suffering a season-ending knee injury ... posted four tackles, three QB pressures and two QB hits @ Ind (9/17) ... recorded three tackles, one for loss and two QB hits vs. Dal (9/25) ... had three tackles before leaving the game with a knee injury in OT vs. SF (10/1) ... placed

2016: Played in all 16 games (three starts) and tied for third in the NFL with a career-high and team-leading 12.5 sacks ... also led the team with 19 tackles for loss and tied for the team lead with four forced fumbles ... added 63 tackles, two passes defended, a fumble recovery, 23 QB hits and 19 QB pressures ... had a sack and forced fumble of Jimmy Garoppolo in the second quarter that led to a Cardinals TD vs. NE (9/11); added four tackles, one for loss and one pass defended ... sacked Jameis Winston for a nine-yard loss vs. TB (9/18); also had two solo tackles for loss ... brought down Tyrod Taylor for an eight-yard



loss in the third quarter @ Buf (9/25); also recorded seven tackles, including one for loss ... collected two tackles, one for loss and a sack vs. LAR (10/2); 14-yard sack of Case Keenum marked his fourth straight game with a sack, joining Chandler Jones (also in 2016) as the only players in team history with a sack in each of a season's first four games ... registered then career highs with 11 tackles and 2.0 sacks and led team with three tackles for loss, three QB pressures and three QB hits @ SF (10/6); became the first player in team history with at least one sack in each of first five games of a season ... had six tackles and forced a Russell Wilson fumble while leading the team with four QB pressures and three QB hits vs. Sea (10/23) ... notched three tackles, including one for loss @ Car (10/30) ... had a team-leading three QB hits and sacked Matt Ryan for six-yard loss to force a punt on the opening drive of the third quarter @ Atl (11/27) ... recovered a Kirk Cousins fumble in the third quarter and returned it 20 yards to set up a go-ahead TD vs. Was (12/4); added three tackles and team-leading three QB pressures ... sacked Drew Brees in the second quarter, forced a fumble that Calais Campbell returned 53 yards for a TD vs. NO (12/18); added two tackles and one tackle for loss ... became the first Cardinal with 10.0+ sacks in a season since John Abraham (11.5 in 2013) with a team-high 2.0 @ Sea (12/24); also had three tackles, including two for loss, and three QB hits ... recorded a career-best 2.5 sacks, a team-high three tackles for loss, three QB hits, one pass defended and a forced fumble @ LAR (1/17); collected 5.5 sacks in season's last three games.

2015: Played in 15 games (six starts) and totaled 37 tackles, 4.0 sacks, a team-high 16 QB pressures, 14 QB hits (second most on the team), five tackles for loss, two forced fumbles and one special teams tackle ... started both playoff games and had 11 tackles, three QB hits and two QB pressures ... recorded three tackles in his NFL debut vs. NO (9/13) ... had two tackles and his first-career sack (split with Kareem Martin) @ Chi (9/20) ... paired with Calais Campbell to record a half-sack, adding two tackles on defense and one on special teams vs. StL (10/4) ... made first career start and recorded a season-high six tackles, including two for loss @ Pit (10/18) ... recorded one tackle for loss, two QB pressures and a team-high four QB hits @ Cle (11/1) ... totaled four tackles, two QB pressures and two QB hits and sacked Andy Dalton in the fourth quarter, forcing a fumble that was recovered by Deone Bucannon and set up a Cardinals FG vs. Cin (11/22); marked

his first-career full-sack and forced fumble ... had two tackles and split a sack with Kevin Minter to force a punt on the game's opening possession @ SF (11/29) ... sacked Sam Bradford and forced a fumble that was recovered by Frostee Rucker in the third quarter @ Phi (12/20); also had four tackles and two QB pressures ... notched six tackles, one for loss, and contributed a half-sack to the Cardinals third-best single-game sacks total (9.0) in franchise history vs. GB (12/27); marked the team's most sacks in a game since recording 10.0 @ Phi (12/7/86) ... inactive (knee) vs. Sea (1/3/16) ... had four tackles, three QB hits and one QB pressure in the Divisional Playoff vs. GB (1/16/16) ... collected seven tackles, including one for loss, and one QB pressure in NFC Championship Game @ Car (1/24/16).

COLLEGE:

In three seasons at Missouri, appeared in 39 games (13 starts) and registered 143 tackles, 33 tackles for loss, 16.5 sacks, five forced fumbles, five fumble recoveries and an INT ... returned a fumble recovery 30 yards for a TD (2014) and his only career interception 70 yards for a TD (2013) ... voted a team co-captain by his teammates as a senior in 2014 ... started 13 games and earned second-team All-SEC honors at DE from the league's coaches and was an Associated Press honorable mention All-SEC selection as well ... totaled 78 tackles, 20 tackles for loss, 10.0 sacks and a team-high 12 QB hurries ... also forced three fumbles and recovered three more ... ranked ninth in the nation in tackles for loss and was 20th nationally in sacks ... had a career performance in his final college game, earning MVP honors at the Citrus Bowl with a game-high 10 tackles, four tackles for loss, a forced fumble and 1.5 sacks ... switched to DE as a junior after beginning college career at LB and was arguably MU's most productive DE in 2013 despite playing only about 40 percent of the snaps ... led the team's DEs with 55 tackles on the year, adding 13 tackles for loss and 6.5 sacks with eight passes defended ... appeared in all 12 games in 2012, playing primarily on special teams in his first season with Missouri after transferring from Hutchinson Junior College ... totaled 10 tackles and forced a fumble ... was a key performer on various special teams units and helped clear the way for return man Marcus Murphy on each of his record-setting three punt return TDs on the season ... redshirted in 2011 to focus on academics ... had 90 tackles, 26 for loss, 10.0 sacks, five forced fumbles and a pair of INTs as a freshman at Hutchinson JC in 2010.

GOLDEN'S BREAKOUT SEASON



Markus Golden recorded a career-high 2.5 sacks in the season finale against the Rams to cap off a breakout 2016 campaign that ended with a team-high 12.5 sacks.

His 12.5 sacks tied for third in the NFL that season and were the highest single-season total by a LB in team history until teammate Chandler Jones set a new franchise record with 17.0 in 2017.

NFL Leaders – Sacks (2016)

Rnk	Player (Team)	Sacks
1	Vic Beasley, Jr. (Atl)	15.5
2	Von Miller (Den)	13.5
3t	Markus Golden (AZ)	12.5
3t	Lorenzo Alexander (Buf)	12.5
3t	Danielle Hunter (Min)	12.5



THE DYNAMIC DUO

The Cardinals offseason trade for **Chandler Jones** and the emergence of 2015 second round draft pick **Markus Golden** resulted in a LB duo that wreaked havoc on opposing offenses – and QBs – in 2016.

Golden (12.5) and Jones (11.0) reached double-digit sacks in 2016, marking just the third time in franchise history that Arizona had multiple players record 10.0+ sacks in a season. In 1983, the Cardinals had three players (Curtis Greer, Al Baker, David Galloway) with 10.0 or more sacks. In 1984, two players (Greer and Baker) had 10.0 or more.

Arizona and Seattle (Cliff Avril-11.5; Frank Clark-10.0) were the only teams in the NFL with multiple players with 10.0+ sacks in 2016.

Both LBs earned a spot on the franchise single-season sacks list, and it resulted in the Cardinals leading the NFL in sacks (48) for just the second time in franchise history (59 in 1983).

Golden missed most of the 2017 season with a knee injury, and in his absence, Jones led the NFL with a single-season franchise-record 17.0 sacks, becoming the first player in franchise history to lead the league in sacks.



Cardinals Single-Season Sack Leaders

Rnk	Player (Year)	Sacks	Rnk	Player (Year)	Sacks	Rnk	Player (Year)	Sacks
1	LB Chandler Jones (2017)	17.0	5t	DE Freddie Joe Nunn (1988)	14.0	11	LB John Abraham (2013)	11.5
2	DE Simeon Rice (1999)	16.5	7	DE Al Baker (1983)	13.0	12t	LB Chandler Jones (2016)	11.0
3	DE Curtis Greer (1983)	16.0	8t	LB Markus Golden (2016)	12.5	12t	DE Freddie Joe Nunn (1987)	11.0
4	DE Bertrand Berry (2004)	14.5	8t	DE Simeon Rice (1996)	12.5	12t	DE/DT Clyde Simmons (1995)	11.0
5t	DE Curtis Greer (1984)	14.0	10	DE/NT David Galloway (1983)	12.0			

WORTH MORE THAN SACKS

The production of Golden and Jones goes much deeper than sacks. In 2016, they combined for 120 tackles, 31 tackles for loss, five passes defended, eight forced fumbles, three fumble recoveries, 33 QB pressures and 45 QB hits. According to Stats, INC., they were the NFL's only two players to post 10.0+ sacks, 15+ tackles for loss and four+ forced fumbles.

Arizona led the NFL in tackles for loss with 109 in 2016, according to Stats, INC., who list Jones and Golden as two of just nine players in the NFL who recorded 15+ tackles for loss that season. They are also the only teammates in the top-10.

NFL Leaders - Tackles for Loss (2016)

Rnk	Player (Team)	TFL	Rnk	Player (Team)	TFL	Rnk	Player (Team)	TFL
1t	Joey Bosa (SD)	17	1t	Olivier Vernon (NYG)	17	8t	Ryan Kerrigan (Was)	15
1t	Lavonte David (TB)	17	6t	Markus Golden (AZ)	16	10t	4 players tied	14
1t	Aaron Donald (LA)	17	6t	Jadeveon Clowney (Hou)	16			
1t	Cameron Jordan (NO)	17	8t	Chandler Jones (AZ)	15			

PERSONAL:

Was a record-setting RB and LB at Affton (St. Louis, MO) High School ... as a senior, ran for a record 2,264 yards and 30 TDs while collecting 108 tackles and 10.0 sacks ... posted a school-record 168 tackles and 16.0 sacks as a junior, while rushing for 1,139 yards and 16 TDs ... was a team captain each of his final two years

... Arizona entered the second round of the 2015 NFL Draft with the 55th overall pick but traded it to Baltimore and acquired an extra fifth-round choice (158th overall) before selecting Golden ... in May of 2015, his high school number (2) was retired ... hosted his third annual free youth football camp in his hometown of St. Louis in June of 2018.

GOLDEN CAREER STATS

Year	Team	GP/GS	Tackles			Sacks		Interceptions						FR	FF	STT
			Solo	Asst	Ttl	Sk	Yds	Int	Yds	Lg	TD	PD				
2015	Ariz	15/6	19	18	37	4.0	45	0	0	0	0	0	0	0	2	1
2016	Ariz	16/3	45	18	63	12.5	96.5	0	0	0	0	2	1	4	0	0
2017	Ariz	4/4	11	1	12	0.0	0.0	0	0	0	0	0	0	0	0	0
Total		35/13	75	37	112	16.5	141.5	0	0	0	0	2	1	6	1	

Single Game Highs:

Total Tackles: 11, @ San Francisco, 10/6/16; **Solo Tackles:** 8, @ San Francisco, 10/6/16; **Sacks:** 2.5, @ LA Rams, 1/1/17; **Fumble Recoveries:** 1, vs. Washington, 12/4/16; **Forced Fumbles:** 1, six times, last @ LA Rams, 1/1/17.

GOLDEN POSTSEASON STATS

Year	Team	GP/GS	Tackles			Sacks		Interceptions						FR	FF	STT
			Solo	Asst	Ttl	Sk	Yds	Int	Yds	Lg	TD	PD				
2015	Ariz	2/2	6	5	11	0.0	0	0	0	0	0	0	0	0	0	0
Total		2/2	6	5	11	0.0	0	0	0	0	0	0	0	0	0	0

Single Game Highs:

Total Tackles: 7, @ Carolina, 1/24/16; **Solo Tackles:** 4, @ Carolina, 1/24/16.



JERMAINE GRESHAM

COLLEGE: Oklahoma
HOW ACQUIRED: FA-15
YEARS NFL/CARDINALS: 9/4

HOMETOWN: Ardmore, OK
DOB: June 16, 1988

84 | TIGHT END | 6-5 | 260



PRO BOWL SELECTION: 2011, 2012

NOTE CARDS

- Originally joined Cardinals just prior to 2015 training camp on 7/24/15 and agreed to terms on a one-year contract to remain with Arizona on 3/14/16. Signed a four-year contract with Arizona on 3/7/17.
- In first three years with Cardinals, played in 45 games (40 starts) and recorded 88 receptions for 936 yards and five TDs. Last season, he totaled 33 receptions for 322 yards and two TDs and had at least one reception in all 14 games played. Gresham had multiple receptions in 11 of 14 games.
- Spent his first five seasons with the Cincinnati Bengals, who selected him in the first round (21st overall) of the 2010 NFL Draft. Gresham was the first tight end selected in that year's draft.
- Two-time Pro Bowl selection (2011-12) has started 107 of 119 games played with 368 receptions for 3,658 receiving yards and 29 TDs. Has also played in five postseason games (three starts) and added 14 receptions for 117 yards and a TD.
- While playing at Oklahoma, was a teammate of QB Sam Bradford in 2007-08. Bradford was signed by the Cardinals as a free agent this offseason.

PRO CAREER:

Originally selected by the Bengals in the first round (21st overall) of the 2010 NFL Draft. Signed a one-year contract with the Cardinals on 7/24/15 as a free agent. Agreed to terms on a one-year contract to remain with Arizona on 3/14/16. Agreed to terms on a four-year contract on 3/7/17.

2017: Started all 14 games in which he played, totaling 33 receptions for 322 yards and two TDs ... inactive @ Ind (9/17) due to a rib injury suffered in Week 1 and @ Was (12/17) due to illness ... had a season-high five catches for 47 yards, including a 20-yard reception on the first play from scrimmage vs. Dal (9/25) ... gained 16 yards on two receptions, including a 14-yard catch on fourth-and-two in the fourth quarter @ Phi (10/8) ... secured two receptions for 23 yards, including his 28th career TD catch on an 11-yard pass from Drew Stanton @ SF (11/5) ... registered a season-high 64 receiving yards on a season-high-tying five receptions and a TD catch vs. Sea (11/9) ... caught two passes for 13 yards and helped block the NFL's No. 1 pass rush for an offense that allowed just one sack vs. Jax. (11/26) ... caught two passes for 27 yards on the Cardinals scoring drive (47-yard Phil Dawson FG) to open the second half vs. Ten (12/10).

2016: Played in every game with 14 starts and led the TE's with 37 catches for 391 yards and two TDs ... from Weeks 7-16, had 31 receptions for 332 yards and had multiple catches in nine straight games ... had four receptions for 41 yards vs. NE (9/11) ... caught two passes for 15 yards vs. Sea (10/23) ... posted three receptions for 32 yards @ Car (10/30) ... collected four catches for 37 yards vs. SF (11/13) ... caught two passes for 33 yards, including a 29-yard TD in the second quarter @ Min (11/20) ... recorded season-best five receptions for 35 yards and a TD @ Atl (11/27); marked second straight game with a TD catch after having just one in previous 24 games ... posted season-high 52 yards on five catches vs. Was (12/4); four of his five catches resulted in first downs ... led team with 45 yards on five receptions @ Mia (12/11) ... had three catches for 42 yards vs. NO (12/18)

... caught two passes for 40 yards, including a season-long 34-yard catch in the second quarter @ Sea (12/24); marked ninth straight game with multiple catches.

2015: Played in 15 games (12 starts) and finished with 18 catches for 223 yards and a TD ... helped Arizona finish eighth in the NFL in rushing, averaging 119.8 yards per game ... had a four-yard reception in his Cardinals debut vs. NO (9/13) ... caught two passes for 34 yards, including a 22-yard catch on team's fourth-quarter TD drive vs. SF (9/27) ... posted season-highs with four catches for 62 yards vs. Bal (10/26) ... caught two passes for 19 yards @ Cle (11/1) ... had two catches for 26 yards and caught game-winning 14-yard TD pass in the fourth quarter @ Sea (11/15); marked his first TD as a Cardinal ... converted a 3rd-n-8 on the game-winning TD drive in the fourth quarter with a nine-yard reception @ SF (11/29) ... had a 13-yard reception as part of third-quarter TD drive @ StL (12/6); left game with knee injury ... inactive (knee) vs. Min (12/10) ... caught two passes for 36 yards vs. Sea (1/3/16) ... saw action at TE in Divisional Playoff vs. GB (1/16/16) and in NFC Championship Game @ Car (1/24/16).

2014: Started all 15 games he appeared in during his final season in Cincinnati ... inactive for Game 14 (toe) and the Wild Card playoff game @ Ind (back) ... posted a career-high 10 catches for 48 yards @ Ind (10/19) ... had two receptions @ NO (11/16), both resulting in TDs; gave Cincinnati a 7-3 lead with 12-yarder and a 20-3 lead with a one-yarder ... caught a team-high five receptions for 33 yards @ TB (11/30) ... finished with three catches for 23 yards, including a 10-yard TD reception vs. Pit (12/7) ... led the team in receptions (nine) and receiving yards (62) vs. Den (12/22); hauled in a two-yard TD for a 17-7 lead in second quarter ... caught three passes for 20 yards @ Pit (12/28), including a five-yard TD that cut deficit to 20-17 early in fourth quarter.

2013: Started all 14 games he appeared in during the regular season and finished fifth on the team in receptions (46), fourth in receiving yards (458) and third in receiving TDs (4) ... also started the team's



Wild Card matchup vs. San Diego ... set season-highs in receptions (6) and yards (66) vs. Pit (9/16) ... caught two passes for 14 yards vs. NYJ (10/27), including a four-yard TD in the first quarter that gave the Bengals a 14-0 lead ... grabbed a pass in the corner of field at the Browns one-yard line, then stayed in bounds and side-stepped two defenders to complete a 25-yard TD that sparked Bengals comeback win vs. Cle (11/17) ... caught three passes for 49 yards vs. Min (12/22), including a 16-yard TD in the second quarter ... in the Wild Card matchup vs. SD (1/5/14), his four-yard TD catch tied the score at seven in second quarter; finished the game with seven receptions for 64 yards.

2012: Set career-highs in receptions (64) and receiving yards (737), adding five TDs catches while making second straight Pro Bowl ... finished second on the team behind A.J. Green in receptions and receiving yards ... had five receptions for 64 yards @ Was (9/23), including a six-yard TD catch in the fourth quarter that put the Bengals ahead to stay 31-24 ... caught three passes for 68 yards @ Cle (10/14), including a career-long 55-yard TD reception in the first quarter that gave the Bengals a 7-0 lead ... posted six receptions for a career-high 108 yards vs. Den (11/4), including a 52-yarder to the Broncos 11-yard line in third quarter that set up Bengals TD ... recorded three receptions for 38 yards in playoff-clinching win @ Pit (12/23), including a 25-yarder to convert 3rd-n-14 and a 12-yarder to convert a 3rd-n-9 ... caught two passes in the Wild Card matchup @ Hou (1/5/13).

2011: Despite missing two games due to a hamstring injury, ranked second on team in receptions (56) and third in receiving yards (596) ... selected to first Pro Bowl ... also tied for second on the team with six TD catches ... contributed to pass protection effort that tied for fourth in NFL in fewest sacks allowed (25) ... led the team in receptions (six) and receiving yards (58) @ Cle (9/11), including a two-yard TD reception from Andy Dalton in first quarter ... had a 17-yard TD catch in the third quarter and added key 25-yard catch on the Bengals game-tying fourth-quarter TD drive vs. Buf (10/2)

... had a three-yard TD catch in the second quarter and on the game-deciding fourth-quarter TD drive; caught a nine-yard pass to the Jaguars 10 on fourth-and-six @ Jax (10/9) ... hauled in five receptions for 46 yards in the Wild Card matchup @ Hou (1/7/12).

2010: Appeared in 15 games (10 starts) as a rookie, missing the season finale due to a knee strain ... his 52 receptions broke Tony McGee's 1995 mark (44) for the most catches by a Bengals rookie TE ... tied teammate Jordan Shipley for most receptions by any Bengals rookie since 1985 (WR Eddie Brown, 53) ... his four TD receptions were the most ever by a Bengals rookie strictly playing TE ... caught six passes for 25 yards in his NFL debut @ NE (9/12), including a one-yard TD pass from Carson Palmer in the third quarter ... set season-highs with nine catches for 85 yards, including a 19-yard TD @ Ind (11/14) ... hauled in four receptions for 56 yards in the regular season finale win vs. SD (12/26), ending Chargers playoff hopes; reception total included a three-yard TD on 3rd-n-goal in first quarter.

COLLEGE:

Appeared in all 42 games in three seasons at Oklahoma (2006-08), helping team to 34-8 record with two Fiesta Bowls and one berth in the BCS Championship game ... did not play in 2009 due to a knee injury suffered in preseason practice ... in his three seasons, totaled 111 receptions for 1,629 yards (14.7 avg.), and his 26 TDs ranked second in Big 12 history among TEs ... earned first-team All-American honors from The Sporting News in 2008 when he set school records in TDs (14) and receiving yards (950) for a tight end ... scored 25 TDs in his last 28 games.

PERSONAL:

Attended Ardmore (OK) High School where as a senior he was rated as the top TE prospect in the nation by PrepStar and Rivals.com ... also a basketball standout in high school ... majored in Multidisciplinary Studies.

GRESHAM CAREER STATS

Year	Team	GP/GS	Receiving				TD
			Rec	Yds	Avg	Lg	
2010	Cin	15/10	52	471	9.1	27	4
2011	Cin	14/13	56	596	10.6	31	6
2012	Cin	16/15	64	737	11.5	55t	5
2013	Cin	14/14	46	458	10.0	30	4
2014	Cin	15/15	62	460	7.4	23	5
2015	Ariz	15/12	18	223	12.4	22	1
2016	Ariz	16/14	37	391	10.6	34	2
2017	Ariz	14/14	33	322	9.8	21	2
Total		119/107	368	3,658	9.9	55t	29

Single Game Highs:

Receptions: 10, @ Indianapolis, 10/19/14; **Receiving Yards:** 108, vs. Denver, 11/4/12; **TDs:** 2, @ New Orleans, 11/16/14; **Long Reception:** 55t, @ Cleveland, 10/14/12; **Long TD Reception:** 55, @ Cleveland, 10/14/12.

GRESHAM POSTSEASON STATS

Year	Team	GP/GS	Receiving				
			Rec	Yds	Avg	Lg	TD
2011	Cin	1/1	5	46	9.2	16	0
2012	Cin	1/1	2	7	3.5	6	0
2013	Cin	1/1	7	64	9.1	13	1
2015	Ariz	2/0	0	0	0.0	0	0
Total		5/3	14	117	8.4	16	1

Postseason Single Game Highs:

Receptions: 7, vs. San Diego, 1/5/14; **Receiving Yards:** 64, vs. San Diego, 1/5/14; **TDs:** 1, vs. San Diego, 1/5/14; **Long Reception:** 16, vs. San Diego, 1/5/14; **Long TD Reception:** 4t, vs. San Diego, 1/5/14.



RODNEY GUNTER

COLLEGE: Delaware State

HOW ACQUIRED: D4/15 (116th)

YEARS NFL/CARDINALS: 4/4

HOMETOWN: Lake Hamilton, FL

DOB: January 19, 1992

95 | DEFENSIVE TACKLE | 6-5 | 305

NOTE CARDS

- The Cardinals entered the fourth round of the 2015 NFL Draft with the 123rd overall selection and made a trade with Cleveland to move up to the 116th overall pick where they selected Gunter out of Delaware State.
- Has appeared in all 48 games (15 starts) his first three seasons, totaling 76 tackles, 3.5 sacks, one fumble recovery and a blocked FG.
- Was the first Delaware State player ever selected by the Cardinals in the NFL Draft and the school's highest draft pick since San Francisco took future two-time Pro Bowl WR John Taylor with the 76th overall selection in 1986.
- Did not receive a lot of attention from college scouts coming out of Haines City (FL) High School, where he played just one season of football. His time on the gridiron was cut short due to working 32 hours a week after school as a dishwasher and waiter at Spring Haven Retirement Home. He did so to help pay the household bills for his single mother and two younger brothers.
- First individual selected in the 2015 NFL Draft that was not among players invited to the NFL Combine.

PRO CAREER:

The Cardinals fourth-round selection (116th overall) in the 2015 NFL Draft, Gunter has played in all 48 games (15 starts) in his first three seasons.

2017: Played in all 16 games for the third consecutive season, recording 24 tackles, a tackle for loss, a sack, eight QB pressures and four QB hits for the NFL's sixth-ranked defense ... posted a season-high five tackles on just 15 defensive snaps vs. SF (10/1) ... tallied three tackles and one QB pressure @ Phi (10/8) ... dropped 49ers QB C.J. Beathard for a six-yard loss, which helped force a three-and-out in the second quarter @ SF (11/5) ... stepped into the starting lineup and posted two tackles and one QB pressure @ Hou (11/19) ... started and tallied one tackle and a QB pressure for a defense that held the NFL's No. 1 rushing attack (160.6 ypg) to 91 yards on the ground vs. Jax (11/26) ... tallied two tackles, two QB pressures and a QB hit for a defense that held the Titans to 204 total net yards (fewest by any opponent in 2017) vs. Ten (12/10) ... posted two tackles for a defense that held the Redskins to a season-low 31 rushing yards @ Was (12/17) ... started and notched two tackles in the shutout win vs. NYG (12/24).

2016: Appeared in all 16 games (one start) and had 18 tackles, two for loss, 1.5 sacks and a fumble recovery ... added nine QB pressures, four QB hits and a blocked FG ... registered two tackles @ SF (10/6) ... collected one solo tackle each vs. NYJ (10/17) and vs. Sea (10/23) ... recorded three tackles @ Car (10/30) ... made only start @ Min (11/20) ... recorded one solo tackle for loss and two QB pressures vs. Was (12/4) ... recovered a fumble in the first quarter @ Mia (12/11) ... had one solo tackle vs. NO (12/18) ... blocked a Steven Hauschka 45-yard FGA in the first quarter and then sacked Russell Wilson on 4th-n-goal from the 1 in the second quarter @ Sea (12/24); marked first career blocked kick and his second career sack; added season-best four solo tackles, including

Golden in the third quarter @ LAR (1/1/17); also had two solo tackles.

2015: Played in all 16 games and made 11 starts at NT, totaling 34 tackles, one sack and five tackles for loss ... tied for third on the team with 12 QB pressures and added two QB hits ... added six tackles and four QB pressures in two playoff games ... totaled two tackles in NFL debut vs. NO (9/13) ... made first career start at NT and had one QB pressure @ Chi (9/20) ... recorded four tackles, including one for loss vs. SF (9/27) ... collected two tackles, including one for loss, and had two QB pressures @ Det (10/11) ... tied then season high with four tackles @ Pit (10/18) ... registered his first career sack vs. Cin (11/22), taking down Andy Dalton for a 10-yard loss in the fourth quarter; added three tackles, including one for loss, and two QB pressures ... led the D-line with a career-best seven solo tackles, including two for loss vs. Sea (1/3/16) ... recorded three tackles in Divisional Playoff vs. GB (1/16/16) ... had three tackles and a team-high four QB pressures in NFC Championship Game @ Car (1/24/16).

COLLEGE:

A four-year starter and three-time All-MEAC selection at Delaware State, totaled 188 tackles, 37 tackles for loss, 18.0 sacks, a forced fumble and a fumble recovery during his career ... led the team in sacks each of his final three seasons ... was a Delaware State and MEAC Scholar-Athlete ... earned second-team All-MEAC honors after posting a career-high 57 tackles, 7.0 sacks and 12 tackles for loss as a senior in 2014 ... his seven sacks led the Hornets and ranked eighth in the MEAC ... finished 16th in the league with 12 tackles for loss ... named first-team All-MEAC as a junior after posting 43 tackles and a team-high 4.5 sacks ... marked second straight season leading the team in sacks ... finished second on the team with 10.5 tackles for loss ... appeared in all 11 games in 2012 and was



named second-team All-MEAC after posting 49 tackles and a team-high 5.5 sacks ... led all D-linemen with 27 solo tackles and ranked second on the team with nine tackles for loss ... also credited with three QB hurries, a forced fumble, a fumble recovery and a pass defended ... played in all 11 games as a true freshman and ranked fifth on the Hornets with 39 total tackles (24 solos) ... also finished fifth on the team with 4.5 tackles for loss to go along with a sack and a QB hurry.

PERSONAL:

Attended Haines City (FL) High School where he was a standout performer in both football and basketball ... played just one season of football ... earned honorable mention All-State honors as a senior in his lone season on the gridiron ... cousin of D.C. Jefferson, who played football at Rutgers and was a seventh round selection (219th overall) of the Cardinals in the 2013 NFL Draft.

GUNTER CAREER STATS

Year	Team	GP/GS	Tackles			Sacks		Interceptions					FR	FF	STT
			Solo	Asst	Ttl	Sk	Yds	Int	Yds	Lq	TD	PD			
2015	Ariz	16/11	17	17	34	1.0	10	0	0	0	0	0	0	0	0
2016	Ariz	16/1	14	4	18	1.5	11	0	0	0	0	0	1	0	0
2017	Ariz	16/3	12	12	24	1.0	6	0	0	0	0	0	0	0	0
Total		48/15	43	33	76	3.5	27	0	0	0	0	0	1	0	0

Single Game Highs:

Total Tackles: 7, vs. Seattle, 1/3/16; **Solo Tackles:** 7, vs. Seattle, 1/3/16; **Sacks:** 1.0, three times, last @ San Francisco, 11/5/17; **Fumble Recoveries:** 1, @ Miami, 12/11/16.

Additional Special Teams Statistics:

Blocked Field Goals: 1: @ Seattle, 12/24/16.

GUNTER POSTSEASON STATS

Year	Team	GP/GS	Tackles			Sacks		Interceptions						FR	FF	STT
			Solo	Asst	Ttl	Sk	Yds	Int	Yds	Lg	TD	PD				
2015	Ariz	2/0	3	3	6	0.0	0	0	0	0	0	0	0	0	0	0
Total		2/0	3	3	6	0.0	0	0	0	0	0	0	0	0	0	0

Single Game Highs:

Total Tackles: 3, twice, last @ Carolina, 1/24/16; **Solo Tackles:** 2, vs. Green Bay, 1/16/16.



WILL HOLDEN

COLLEGE: Vanderbilt

HOW ACQUIRED: D5a/17 (157th)

YEARS NFL/CARDINALS: 2/2

HOMETOWN: Green Cove Springs, FL

DOB: September 14, 1993

69 | OFFENSIVE LINEMAN | 6-7 | 312

NOTE CARDS

■ Arizona's first selection in the fifth round (157th overall) of the 2017 NFL Draft, Holden played seven games, starting one at TE, one at LG and three at LT, during his rookie season.

■ Became just the 10th Vanderbilt player ever selected by the Cardinals and the first since the team took DB Corey Chavous in the second round (33rd overall) in 1998.

PRO CAREER:

The Cardinals first selection in the fifth round (157th overall) of the 2017 NFL Draft, Holden played seven games as a rookie.

2017: Played seven games, starting one at TE, one at LG and three at LT ... opened the game at TE in a two-TE formation and played 15 offensive snaps in his NFL debut @ Ind (9/17) ... played on special teams and lined up at TE on one play during Arizona's fourth quarter scoring drive vs. Dal (9/25) ... started at LG and played every offensive snap vs. SF (10/1) ... subbed on four snaps for an injured Jared Veldheer @ Phi (10/8) ... DNP Weeks 6-7 and 11-13 ... inactive Weeks 9-10 ... started at LT for an injured

Veldheer @ Was (12/17), vs. NYG (12/24) and @ Sea (12/31); helped the Cardinals rush for 331 yards in the final three games of the season.

COLLEGE:

Appeared in 48 games with the Commodores, playing guard and both tackle spots during his career at Vanderbilt ... started all 13 games as a senior in 2016, extending his consecutive starts streak at tackle to 37 games ... helped RB Ralph Webb become the team's all-time leading rusher and QB Kyle Shurmur produce one of the best seasons ever by a Commodore QB ... earned SEC Offensive Lineman of the Week honors for his performance vs.



Ole Miss when he had three key blocks that resulted in TDs ... started all 12 games at LT as a junior in 2015 after converting from RT due to a preseason injury ... played more than 870 offensive snaps, second most on the offensive line, and was credited with 33 pancake and 13 domination blocks ... played in all 12 games, starting 10 at RT, as a sophomore in 2014, his first year as a starter on the offensive line ... appeared in 11 games, playing on the offensive line and special teams, as a freshman in 2013 ... red-shirted his true freshman season.

PERSONAL:

Attended Clay (Green Cove Springs, FL) High School, where he was a three-year starter, earning first team All-State honors as a senior in 2012

... also named to the Jacksonville Times-Union's prestigious Super 24 Team as a senior ... one of three current NFL players – Cliff Avril (Seattle) and Nolan Carroll (Dallas) – from Green Cove Springs (population: 6,908) ... another successful Clay High alum is Caeleb Dressel, who won an Olympic Gold Medal at the 2016 Summer Olympics as a member of the 4x100 meter freestyle relay team featuring Michael Phelps ... lettered as a thrower in track and field ... member of National Honor Society and achieved Eagle Scout status ... father, Kevin, spent 30 years in the Navy; his brother, Kevin, is a corpsman in the Navy, and was recently on the President's Medical team ... graduated in 2016 with a degree in Human and Organizational Development.

HOLDEN CAREER STATS

Year	Team	GP/GS
2017	Ariz	7/5
Total		7/5



GABE HOLMES

COLLEGE: Purdue

HOW ACQUIRED: FA-17

YEARS NFL/CARDINALS: 1/1

HOMETOWN: Miramar, FL

DOB: March 29, 1991

85 | TIGHT END | 6-5 | 255

PRO CAREER:

Originally signed with the Oakland Raiders as a rookie free agent on 5/8/15. Released on 9/15/15 and signed to the Raiders practice squad on 9/17/15. Elevated to Oakland's 53-man roster from the practice squad on 11/13/15. Re-signed with the Raiders on 4/18/16 and 4/17/17. Released by Oakland on 9/2/17 and signed to the Seahawks practice squad on 9/13/17. Released on 9/26/17 and signed to the Ravens practice squad on 10/3/17. Released on 10/24/17 and signed to the Cardinals practice squad on 11/30/17. Elevated to Arizona's 53-man roster from the practice squad on 12/16/17.

2017: Played two games for the Cardinals after being elevated to the active roster from the practice squad on 12/16 ... played on offense and special teams in his NFL debut @ Was (12/17) and vs. NYG (12/24) ... inactive @ Sea (12/31).

2016: Suffered an ankle injury in the preseason-opener @ AZ (8/12) and was placed on injured reserve 8/29.

2015: Made the Raiders active roster out of training camp and was inactive for the season-opener vs. Cin (9/13) ... spent Weeks 2-9 on the Raiders practice squad and was elevated to the active roster on 11/13 ... inactive Weeks 10-17.

COLLEGE:

Played 49 games during his five-year (2010-14) Boilermaker career, totaling 65 receptions for 685 yards and six TDs ... recorded 17 receptions for 178 yards and two TDs in 12 games as a redshirt senior ... entered the 2013 season on the John Mackey Award watch list but suffered a season-ending wrist injury after two starts ... appeared in 12 games (three starts) with a career-high 25 catches for 158 yards and two TDs as a junior ... caught 11 passes for 133 yards and one TD in 11 games (four starts) as a sophomore and saw action in 12 games (two starts) as a freshman.

PERSONAL:

Attended St. Thomas Aquinas (Miramar, FL) High School, where he helped the Raiders to consecutive 5A state championships ... part of the 2008 team that was named national champions by ESPN.com ... earned second-team All-Broward County after catching 18 passes for 480 yards and three TDs as a senior ... three-year letterman in basketball ... father, Walter, was a long jumper for USA Track and Field at the 1984 Summer Olympics in Los Angeles.

HOLMES CAREER STATS

Year	Team	GP/GS	Receiving					STT
			Rec	Yds	Avg	Lg	TD	
2017	Ariz	2/0	0	0	0.0	0	0	0
Total		2/0	0	0	0.0	0	0	0

**WILL HOUSE****COLLEGE:** Southern Nazarene**HOMETOWN:** Cleburne, TX**DOB:** May 14, 1995**HOW ACQUIRED:** FA-18◆ **ROOKIE** ◆**60 | OFFENSIVE LINEMAN | 6-3 | 314****COLLEGE CAREER:**

Played 45 games during his Crimson Storm career, including starting 11 games at left guard as a senior in 2017 ... earned second-team All-Great American Conference honors as a senior and twice received honorable mention all-conference accolades (2014, '16) ... part of an offense that averaged 191.9 rushing yards per game in 2017 ... selected as a USA preseason All-American before suffering a season-ending injury early in the 2015 season ... played all 11 games as a sophomore in 2014, earning honorable mention All-Great American Conference accolades and being named one of the National Football Foundation's Oklahoma

Collegiate Players of the Year ... helped the team rush for 1,225 yards and pass for 1,696 yards ... played all 11 games as a freshman and helped the Crimson Storm total 1,104 rushing yards and 3,277 yards of total offense.

PERSONAL:

Prepped at Cleburne (TX) High School where he was named second-team all-district and all-county at left tackle and earned academic All-American status as a senior in 2012 ... helped the Yellow Jackets claim its first postseason bid in 10 years ... also lettered in baseball ... majored in Kinesiology and minored in History.

**A.J. HOWARD****COLLEGE:** Appalachian State**HOMETOWN:** Hamilton, GA**DOB:** December 3, 1995**HOW ACQUIRED:** FA-18◆ **ROOKIE** ◆**38 | SAFETY | 5-11 | 203****COLLEGE CAREER:**

Totalled 219 tackles, 11 tackles for loss, four INTs (one returned for a TD), 18 passes defended and two forced fumbles in 51 career games (38 starts) ... started all 13 games at strong safety in each of the last two seasons and had 66 tackles (41 solo), one interception, 2.5 tackles for loss and eight passes defended in 2017 ... collected 57 tackles and a career-high three INTs for a defense that ranked sixth nationally with 20 INTs in 2016 ... played 13 games at strong safety and recorded 35 tackles, five tackles for loss, a half-sack and one pass defended as a sophomore in 2015 ... appeared in all 12 games and had 64 tackles (led all freshman), 2.5 tackles,

two passes defended and one forced fumble as a freshman in 2014.

PERSONAL:

Full name is Alvin Donell Howard ... two-way player at Harris County (Hamilton, GA) High School where he totaled 162 tackles and eight INTs on defense and 83 receptions for more than 800 yards and four TDs on offense ... earned Harris County's Iron Man award as a junior and senior and was named first-team all-region and All-Bi-City as a senior ... invited to play in the Georgia North-South All-Star Game ... also lettered in basketball and track and field ... majored in Psychology.



D.J. HUMPHRIES

COLLEGE: Florida

HOW ACQUIRED: D1/15 (24th)

YEARS NFL/CARDINALS: 4/4

HOMETOWN: Charlotte, NC

DOB: December 28, 1993

74 | OFFENSIVE LINEMAN | 6-5 | 307

NOTE CARDS

- The Cardinals first-round selection (24th overall) in the 2015 NFL Draft, Humphries became the first Florida player ever drafted by the Cardinals in the first round.
- Prior to the 2017 season, returned to left tackle, where he started five games before suffering a season-ending knee injury against Seattle on Thursday Night Football.
- Started the first 13 games of the 2016 season – 10 at right tackle and three at left tackle – before missing the final three games with a concussion. Helped the NFL's #9 ranked offense total 418 points (fourth-most in team history) and blocked for RB David Johnson, who established franchise single-season records for total yards (2,118), total TDs (20) and rushing TDs (16).
- One of five tackles drafted in the first round of the 2015 draft, joining Brandon Scherff (fifth overall, Washington), Ereck Flowers (ninth overall, NY Giants), Andrus Peat (13th overall, New Orleans) and Cedric Ogbuehi (21st overall, Cincinnati).

PRO CAREER:

Selected by the Cardinals in the first round (24th overall) of the 2015 NFL Draft, Humphries started 18 games – 10 at right tackle and eight at left tackle – in his first three NFL seasons.

2017: Started five games at LT, missing Weeks 2-5 and 11-17 with a knee injury ... made his fourth career start at LT but suffered a knee injury on the eighth offensive play of the game @ Det (9/10) ... returned from the injury and helped Adrian Peterson rush for 134 yards and two TDs on 26 carries vs. TB (10/15) ... started for an offensive line that did not allow a sack and helped Peterson rush for 159 yards on a franchise-record 37 carries @ SF (11/5) ... suffered a season-ending knee injury in the first quarter vs. Sea (11/9) ... placed on injured reserve on 11/13.

2016: Started first 13 games (first 10 at RT, next three at LT) before suffering a concussion and missing the last three games ... helped the Cardinals total 418 points (fourth-most in franchise history) and finish as the NFL's #9 ranked offense ... made first career appearance in the season opener and helped gain 92 rushing yards and a TD on 19 attempts vs. NE (9/11) ... helped Arizona run for 118 yards on 25 carries vs. LAR (10/2) ... contributed to line that helped Cardinals rush for 172 yards and two TDs on 37 attempts while allowing just one sack @ SF (10/6) ... blocked as Cardinals ran for 171 yards and three TDs on 35 carries while not allowing a sack vs. NYJ (10/17) ... helped Arizona rush for 132 yards on 37 attempts vs. Sea (10/23) ... blocked as Cardinals rushed for 135 yards and a TD on 28 carries @ Min (11/20) ... made first career start at LT @ Atl (11/27) ... started at LT but left in the first half with a concussion @ Mia (12/11) ... inactive (concussion) the last three games.

2015: Inactive for all 16 regular season games and both playoff games.

COLLEGE:

Appeared in 29 games (19 starts) at left tackle before declaring for the NFL Draft following his junior season at Florida ... started all 10 games in which he appeared at LT in 2014, missing two games due to injury ... Gators rushed for 100+ yards in all 10 games he played, including four games with 200+ yards and a season-best 418 yards on the ground vs. Georgia ... Florida also posted 20 rushing TDs in his 10 games ... helped the Gators offense accumulate 655 net yards of offense and seven TDs in a 65-0 victory over Eastern Michigan in the season opener ... part of an offensive line that allowed one sack or fewer in six of 10 games he started, including four games with no sacks ... played in seven games as a sophomore, starting the first six at LT, before a knee injury ended his season ... in the six games he started, the Gators averaged 178.5 rushing yards per game, compared to 113.0 rushing yards per game in the six games he did not start ... team averaged more than 100 fewer net yards per game in the games he did not start (367.8 ypg vs. 265.5 ypg) ... appeared in all 12 games (three starts) as a true freshman and was named to the SEC Coaches All-Freshman team and was a Sporting News Freshman All-American ... graded out at 80 percent or better six times, including 100 percent against Texas A&M and Tennessee ... enrolled in January of 2012.

PERSONAL:

Attended Mallard Creek (Charlotte, NC) High School, where he was named a first-team high school All-American by USA Today, ESPN, Rivals.com, MaxPreps and Sports Illustrated ... started all four seasons and did not allow a sack over the final three years of his prep career ... led Mallard Creek to a 13-1 record and berth in the NCHSAA Class 4AA State Semifinals ... named an AP All-State first-team selection ... selected to participate in the 2012 U.S. Army All-America Bowl ... serves as a spokesperson for the NFL's Fuel Up To Play 60 program provided by the Dairy Council of Arizona.



HUMPHRIES CAREER STATS

Year	Team	GP/GS
2015	Ariz	0/0
2016	Ariz	13/13
2017	Ariz	5/5
Total		18/18

HUMPHRIES POSTSEASON STATS

Year	Team	GP/GS
2015	Ariz	0/0
Total		0/0



MIKE IUPATI

COLLEGE: Idaho

HOW ACQUIRED: UFA-15 (49ers)

YEARS NFL/CARDINALS: 9/4

HOMETOWN: Vaitogi, American Samoa

DOB: May 12, 1987

76 | OFFENSIVE LINEMAN | 6-5 | 331

PRO BOWL SELECTION: 2012, 2013, 2014, 2015

NOTE CARDS

- Signed a five-year contract with the Cardinals on 3/11/15 as an unrestricted free agent after spending his first five seasons with the 49ers.
- Started 29 regular season games and both playoff contests in his first three seasons with Arizona. Missed the final 15 games of the 2017 season with a triceps injury.
- Has started all 104 regular season games and all 10 postseason games played in his career.
- Named a Pro Bowl alternate in 2016 after starting 15 games and helping Cardinals score 418 points (fourth-most in franchise history) and finish with the NFL's #9 ranked offense.
- Helped RB David Johnson establish franchise single-season records for total yards (2,118), total TDs (20) and rushing TDs (16) in 2016.
- Has blocked for a 1,000-yard rusher in four of the last six seasons, including in 2016 when David Johnson rushed for 1,239 yards.
- Earned his fourth consecutive Pro Bowl honor in 2015, becoming the first Cardinals OL to make the Pro Bowl since Lomas Brown in 1996 and the first guard to do so since Bob Young in 1979.
- Selected as the inaugural recipient of the Polynesian Pro Football Player of the Year Award for the 2015 season by the Polynesian Football Hall of Fame.
- Started all 75 regular season games he played in and all eight postseason games in five years with San Francisco, earning three Pro Bowls (2012-14) and was a first-team All-Pro selection in 2012.
- A first-round pick (17th overall) in the 2010 draft, he and fellow first-round pick T Anthony Davis started all 16 games together as rookies in 2010. They became just the third set of rookies to start every game on the offensive line since the 16-game schedule began in 1978.
- Grew up in Vaitogi, American Samoa, a 1.25 square mile village with 1,400 people, and learned English as a second language. Did not live in the United States until prior to his freshman year of high school.

PRO CAREER:

Originally drafted by the San Francisco 49ers in the first round (17th overall) of the 2010 NFL Draft. Signed a five-year contract with the Cardinals as an unrestricted free agent on 3/11/15.

2017: Started at LG in the season-opener @ Det (9/10) but missed the rest of the season due to injury ... placed on injured reserve (triceps) on 9/30.

2016: Started at LG in 15 games ... helped Cardinals total 418 points (fourth-most in franchise history) and finish as the NFL's #9 ranked offense

... selected as a Pro Bowl alternate ... helped Cardinals allow just one sack in 36 pass plays and run for 105 yards and a TD on 30 attempts vs. TB (9/18) ... blocked as Arizona ran for 118 yards on 25 carries vs. LAR (10/2) ... started but left the game in the third quarter with an ankle injury @ SF (10/6) ... inactive (ankle) vs. NYJ (10/17) ... returned to action and helped Arizona run for 132 yards on 37 attempts vs. Sea (10/23) ... contributed as Cardinals rushed for 135 yards and a TD on 28 carries @ Min (11/20) ... helped block as Cardinals ran for season-high



175 yards and a TD on 27 attempts @ Mia (12/11); marked his 100th career game and start ... blocked as Cardinals ran for 116 yards and three TDs while allowing just one sack vs. NO (12/18) ... helped Cardinals run for three TDs and allow just one sack @ Sea (12/24) ... helped Cardinals allow just one sack and score season-high 44 points @ LAR (1/1/17).

2015: Started the final 13 games and both play-off games at LG in his first season with the Cardinals ... selected to his fourth consecutive Pro Bowl, becoming the first Cardinals OL to make the Pro Bowl since Lomas Brown (1996) and the first guard since Bob Young (1979) ... earned second-team AP All-Pro honors ... helped Arizona finish the season with the NFL's #1 ranked offense; 27 sacks tied for the fourth-fewest allowed in the league and 1,917 rushing yards ranked eighth in the NFL ... inactive (knee) the first three games ... made his Cardinals debut and helped Arizona rush for 113 yards on 21 attempts vs. StL (10/4) ... helped Cardinals post 187 rushing yards and three TDs on 25 carries @ Det (10/11) ... blocked as Cardinals ran for 150 yards and a TD on 28 carries vs. Bal (10/26) ... blocked as Cardinals rushed for 119 yards and allowed just one sack in 39 pass plays @ Cle (11/1) ... suffered neck injury in second quarter @ Sea (11/15) and left the game ... returned from injury to start vs. Cin (11/22) ... helped Cardinals rush for 175 yards and a TD on 36 carries @ StL (12/6) ... had first career reception on game-winning FG drive vs. Min (12/10), catching a deflected pass and gaining 10 yards to pick up a first down ... part of line that helped Cardinals run for season-high 230 yards and three TDs on 39 attempts @ Phi (12/20); marked most rushing yards by the team in over four years (268, @ StL, 11/27/11) ... blocked as Cardinals ran for 121 yards and a TD on 26 carries vs. GB (12/27) ... started at LG in Divisional Playoff win vs. GB (1/16/16) and in NFC Championship Game @ Car (1/24/16).

2014: Started 15 games at LG and earned his third straight Pro Bowl selection after helping 49ers rank fourth in the NFL with 136 rushing yards per game ... part of line that blocked as Frank Gore ran for 1,106 yards on 255 carries, marking his fourth straight season with more than 1,100 rushing yards ... helped pave the way as San Francisco rushed for 218 yards on 42 carries (5.2 avg.) vs. Phi (9/28); team finished with season-high 42:17 time of possession ... part of line that held the Rams without a sack @ StL (10/13), as Colin Kaepernick threw for a season-high 343 yards ... inactive (concussion) @ Den (10/19) ... blocked as 49ers set franchise record with 355 rushing yards on 40 attempts (8.9 avg.) vs. SD (12/20); marked the most rushing yards by any team in the NFL since Minnesota had 378 yards on 11/4/07; Gore finished with season-high 158 yards and a TD on 26 carries while Kaepernick ran for 151 yards on seven attempts, including a 90-yard TD ... finished off the season by blocking as 49ers totaled 206 rushing yards on 33 carries (6.2 avg.) vs. Ari (12/28), their third game of 200+ rushing yards on the year and second consecutive; helped Gore run for 144 yards on 25 carries.

2013: Earned second straight Pro Bowl selection after starting 12 regular season games and all three postseason contests ... helped 49ers finish third

in the NFL averaging 137.6 rushing yards per game as Frank Gore led the way with his third consecutive 1,100+ yard season, totaling 1,128 yards and nine TDs on 276 carries ... blocked as San Francisco totaled 494 yards vs. GB (9/8), the second-most total net yards in a season opener in franchise history ... helped 49ers top 100 yards rushing in eight straight games from Games 2-9 ... led the way as Gore ran for season-high 153 yards and a TD on 20 carries (7.7 avg.) @ StL (9/26); team finished with 219 rushing yards and Gore, Kendall Hunter and Anthony Dixon all scored TDs, the first time the 49ers had three different RBs score a rushing TD in the same game since 2001 ... part of line that did not allow a sack @ Jax (10/27); also helped Niners rush for season-best 221 yards and four TDs on 38 attempts (5.4 avg.) ... inactive (knee) for Games 11-14 ... helped pave the way for San Francisco to total 199 rushing yards on 30 attempts (6.6 avg.) vs. Atl (12/23), the final game at Candlestick Park ... started all three postseason games as 49ers advanced to NFC Championship Game for the third straight season ... helped Niners rush for 167 yards in Wild Card game @ GB (1/5/14) ... part of line that held Panthers to just one sack in Divisional Playoff game @ Car (1/12/14) ... blocked as 49ers ran for 161 yards in NFC Championship Game @ Sea (1/19/14).

2012: Started all 16 games for the third straight season and earned numerous accolades, including AP first-team All-Pro honors and was selected a Pro Bowl starter ... also was named first-team All-Pro by PFW/PFWA and earned All-Pro selections from Sports Illustrated's Peter King, ESPN's John Clayton and The Sporting News ... part of line that won the 2012 Madden Most Valuable Protectors Award, recognizing the best offensive line in the NFL ... helped Frank Gore rush for 1,214 yards, his second straight 1,200-yard season and the second-highest total of his career ... paved the way as team rushed for 247 yards on 44 carries @ NYJ (9/30) ... helped 49ers set a team record with 621 total yards (311 rushing, 310 passing) vs. Buf (10/7); broke previous franchise record of 598 yards (9/13/92 vs. Buf); San Francisco became first team in NFL history with 300+ rushing yards and 300+ passing yards in the same game, and for the first time since 1961, they had a 300-yard passer (Alex Smith, 303), two 100-yard receivers (Michael Crabtree, 113; Vernon Davis, 106) and a 100-yard rusher (Gore, 106) in the same game; line did not allow a sack in the game and won the Madden Most Valuable Protectors Award for Week 5 ... blocked as Gore ran for a season-best 131 yards on 16 carries (8.2 avg.) vs. Sea (10/18); line won Madden Most Valuable Protectors Award for Week 7 ... part of line that won Madden Most Valuable Protectors Award for a third time in Week 12 as they did not allow a sack @ NO (11/25) ... started all three postseason games, including Super Bowl XLVII ... helped 49ers become first team in NFL history to have two 100-yard rushers (Colin Kaepernick, 181; Gore, 119) and a 100-yard receiver (Crabtree, 119) in a playoff game in NFL history in Divisional Playoff game vs. GB (1/12/13); Niners totaled 579 yards (323 rushing, 256 passing), setting a new single-game postseason franchise record, and the 323 rushing yards also set a new postseason franchise mark ... part of



CARDINALS IN THE COMMUNITY

Mike Iupati came to Arizona in 2015 and his impact was felt on the field immediately as he was selected to his fourth consecutive trip to the Pro Bowl in his first season with the Cardinals. He has made a similar impact in the Arizona community since joining the Cardinals through various team charitable programs and appearances.

Iupati has been a regular participant in the team's Milk and Cookies program, visiting elementary schools throughout the Valley to promote literacy by reading to children.

The past three years during the Christmas season, Iupati, along with Cardinals teammates, participated in the team's "Teddy Bear Express" event at Phoenix Children's Hospital. The players delivered white personalized Cardinals teddy bears to children in the pediatric units throughout the hospital. Last year, Iupati and teammates visited the hospital in November to spend time with the kids for their monthly birthday party featuring pizza, games and cake at PCH.

He has also visited Boys Hope Girls Hope for the team's annual Christmas party. Boys Hope Girls Hope helps academically capable and motivated children by providing family like homes, opportunities and education through college.

In 2016, Iupati and his teammates took part in the annual "Light the House" party to help spread holiday cheer at the Phoenix Ronald McDonald House. The group provided the families at the house with dinner, drinks and dessert while also passing out stockings to the children. Iupati also was a part of the team's annual dinner for Breast Cancer survivors and their families at Sapporo where players serve as celebrity chefs.

In the 2016 offseason, Iupati and Cardinals teammates visited the Salvation Army KROC Center for the "Team Smile" event to provide 300 kids free dental care while participating in an Easter Egg hunt.

In 2015, Iupati joined teammates and Cardinals President Michael Bidwill at the team's annual "Help Feed the Hungry" event. The Cardinals group served Thanksgiving dinner to those less fortunate at the Phoenix Rescue Mission.



line that helped San Francisco rally from 17-0 first-half deficit to win NFC Championship Game @ Atl (1/20/13); blocked as Gore ran for two second-half TDs ... started Super Bowl XLVII vs. Bal (2/3/13) as 49ers became first team in Super Bowl history with a 300-yard passer (Kaepernick, 302), a 100-yard rusher (Gore, 110) and two 100-yard receivers (Crabtree, 109; Davis, 104).

2011: Started all 16 games for the second straight season and helped 49ers rank eighth in the NFL with 127.8 rushing yards per game ... blocked as Frank Gore totaled 1,211 rushing yards and eight TDs on 282 carries and set a new franchise record with five straight 100-yard rushing games (Games 4-8) ... part of line that did not allow a sack in season opener vs. Sea (9/11) ... helped 49ers total 442 yards in come-from-behind victory @ Phi (10/2) ... blocked as Niners rushed for season-high 213 yards and did not allow a sack vs. TB (10/9); marked first time in five seasons the team had topped 200 rushing yards and did not give up a sack in the same game; line earned Madden Most Valuable Protectors Award for Week 5 ... paved the way as 49ers went over 200 rushing yards for the second straight game, amassing 203 yards on the ground @ Det (10/16); marked first time team had rushed for 200+ yards in back-to-back games since 1998 ... helped Niners post season-best 44:16 time of possession while not allowing a sack vs. Ari (11/20) ... part of line that held Steelers without a sack vs. Pit (12/19), the fourth game on the season the 49ers did not allow a sack ... made postseason debut and started in Divisional Playoff game vs. NO (1/14/12); helped block as 49ers scored two TDs in the final 2:11 to earn 36-32 victory ... blocked as San Francisco ran for 150 yards in NFC Championship Game vs. NYG (1/22/12).

2010: Earned All-Rookie honors from PFW/PFWA and The Sporting News after starting all 16 games in his debut season ... along with T Anthony Davis, they became just the third set of rookies to start every game on the offensive line since the 16-game schedule began in 1978 (T Adam Meadows and T Tarik Glenn, 1997 Colts; C Nick Mangold and T D'Brickashaw Ferguson, 2006 Jets) ... started in his NFL debut @ Sea (9/12); he and Davis became fourth set of rookies to start on the offensive line on opening day in franchise history and the first since 1958 ... part of line that did not allow a sack vs. NO (9/20) and vs. Den (10/31) ... helped block as 49ers ran for a season-high 261 yards and held the ball for 39:01 @ Ari (11/29).

COLLEGE:

Played in 35 games (33 starts) at Idaho and became just the second non-BCS conference player to be named a finalist for the Outland Trophy since the award's inception in 1946 as a senior ... started all 13 games at LG during his senior season in 2009, earning first-team All-America honors from the Associated Press, Football Writers of America, American Football Coaches Association, Walter Camp Football Foundation and Sports Illustrated ... also named first-team All-WAC and was the only active player to be selected to the WAC's All-Decade team for the 2000s ... helped Vandals to their first winning season since 1999 and blocked for an offense that ranked ninth in the nation in total offense (451.4 yards per game) ... started the final eight games of the season as a junior and earned first-team all-conference honors from the NFL Draft Report ... started all 12 games as a sophomore in 2007 after playing in a reserve role as a freshman.



PERSONAL:

Last name pronounced "yoo-PAH-tee" ... attended Western (Anaheim, CA) High School where he was a captain and earned All-State and all-conference honors as a senior ... had his No. 78 retired at Western in March of 2015 ... also competed in wrestling and track and field ... did not arrive in the United States until prior to his freshman year of high school ... when he moved to the U.S. he lived with his parents

and three siblings in an aunt's garage for six months before moving into a one bedroom apartment ... selected as the as the inaugural recipient of the Polynesian Pro Football Player of the Year Award for the 2015 season by the Polynesian Football Hall of Fame; the award recognizes the most outstanding professional football player of Polynesian ancestry ... along with wife, Ashley, has one son, KoaAlii' ... graduated with a degree in General Studies.

IUPATI CAREER STATS

Year	Team	GP/GS
2010	SF	16/16
2011	SF	16/16
2012	SF	16/16
2013	SF	12/12
2014	SF	15/15
2015	Ariz	13/13
2016	Ariz	15/15
2017	Ariz	1/1
Total		104/104

IUPATI POSTSEASON STATS

Year	Team	GP/GS
2011	SF	2/2
2012	SF	3/3
2013	SF	3/3
2015	Ariz	2/2
Total		10/10



ALEC JAMES

COLLEGE: Wisconsin
HOMETOWN: Brookfield, WI
DOB: September 30, 1994

HOW ACQUIRED: FA-18

◆ **ROOKIE** ◆

94 | DEFENSIVE END | 6-3 | 272

COLLEGE CAREER:

Second-team (2017) and honorable mention (2016) All-Big Ten selection where he recorded 100 tackles, 15 tackles for loss, 11 sacks, seven passes defended, two fumble recoveries and one forced fumble in 53 career games (26 starts) ... started all 14 games and totaled 52 tackles, eight tackles for loss and 6.5 sacks as a senior in 2017, helping him earn a share of the Jimmy Demetral Team MVP award ... played 13 games (nine starts) and had 23 tackles, 3.5 tackles for loss, forced a fumble and three passes defended as a junior in 2016 ... part of the winningest senior class in school history, helping the Badgers to four consecutive bowl wins, four straight seasons of 10+ wins and three Big Ten West Division titles.

PERSONAL:

Attended East (Brookfield, WI) High School where he totaled 97 tackles, 25 tackles for loss, 12 sacks and four forced fumbles as a senior in 2012

... named Wisconsin Football Coaches Association Defensive Player of the Year and was unanimously named first-team All-State, first-team all-conference, first-team all-area and Player of the Year according to the Milwaukee Journal-Sentinel in 2012 ... also tabbed as the Greater Metro Conference defensive lineman of the year and the Tim Krumrie Award winner as the most outstanding senior defensive lineman in Wisconsin ... ranked as Wisconsin's No. 1 recruit by ESPN and No. 2 according to Rivals ... named first-team All-State, first-team all-conference, Greater Metro Conference defensive lineman of the year and second-team all-area by the Milwaukee Journal-Sentinel as a junior ... three-year letterman and state-qualifying athlete (4x100 and 4x200 relays) in track ... father, Jimmie James, played football at Minnesota and went on to professional career in the NFL (San Diego Chargers), USFL (Memphis Showboats and Pittsburgh Maulers) and CFL (Montreal Alouettes) ... graduated with a Personal Finance degree in December, 2017.

**DAVID JOHNSON**

COLLEGE: Northern Iowa
HOW ACQUIRED: D3/15 (86th)
YEARS NFL/CARDINALS: 4/4

HOMETOWN: Clinton, IA
DOB: December 16, 1991

31 | RUNNING BACK | 6-1 | 224**PRO BOWL SELECTION: 2016****NOTE CARDS**

- The Cardinals third-round selection (86th overall) in the 2015 NFL Draft out of Northern Iowa, Johnson has played in all 33 games (22 starts) during his first three NFL seasons.
- Despite missing the final 15 games of the 2017 season due to a wrist injury, his 33 career TDs are five more than any other player in franchise history through their first three seasons. Has 33 TDs in his first 33 career games. Only seven players in NFL history had more TDs in their first 33 career games: RB Jim Brown (38), RB Gale Sayers (38), RB Eric Dickerson (37), RB Abner Haynes (37), RB Edgerrin James (37), RB Marcus Allen (35) and RB Clinton Portis (34).
- Earned first-team All-Pro honors (AP, PFWA, Sporting News, Pro Football Focus) and was named to his first Pro Bowl after leading the NFL and establishing a new franchise single-season record with 2,118 scrimmage yards (1,239 rushing; 879 receiving) in 2016. Also led the NFL and set a franchise record with 20 TDs in 2016, including a franchise record 16 rushing TDs. Named the team MVP by the local PFWA chapter.
- In addition to setting a franchise record for TDs (20) in 2016, he also set a franchise rookie record with 13 TDs in 2015.
- In 2016, became one of just four players in NFL history with at least 1,200+ rushing yards and 800+ receiving yards in a season and just the seventh player since the 1970 merger to lead the NFL in both scrimmage yards and TDs in a season.
- In 2016, Johnson became the first player in NFL history to post 100+ scrimmage yards in each of the first 15 games of a season. His 15 games with 100+ scrimmage yards tied Barry Sanders (1997) for the most in NFL history in a single season.
- His 11 multi-TD performances between 2015-16 tied for the most in NFL history in a player's first two seasons. His eight multi-TD performances in 2016 tied for third-most in NFL history in a single season.
- Is the only player in Cardinals history with 100+ rushing yards and three or more rushing TDs in a games multiple times in their career. Became the first player since Adrian Peterson (two such games as a rookie in 2007) to accomplish the feat in their first two NFL seasons.
- Led all NFL running backs in receptions (80) and receiving yards (879) in 2016.
- His 1,239 rushing yards in 2016 mark the fifth-best single-season total in franchise history.
- Has been named NFC Offensive Player of the Week twice (Weeks 5 & 13 in 2016); NFC Special Teams Player of the Week once (Week 2 in 2015); NFC Offensive Player of the Month once (October of 2016); NFL Offensive Rookie of the Month once (Dec./Jan. of 2015).
- Became the first Cardinals running back selected to the Pro Bowl since Johnny Johnson in 1990. Also became the first Northern Iowa player selected to the Pro Bowl since former Cardinals quarterback Kurt Warner in 2008 and just the third Pro Bowler ever from that school (LB Bryce Paup).
- In 2015, he totaled 1,636 all-purpose yards (581 rushing yards, 457 receiving yards, 598 kickoff return yards), becoming just the fourth player in NFL history to post 500+ rushing yards, 400+ receiving yards, 500+ kickoff return yards and 13+ TDs in a season, joining Timmy Brown (1962), Gale Sayers (1965) and Maurice Jones-Drew (2006).
- Is the only player in NFL history with a rushing TD, receiving TD and kickoff return TD in his first two career games. Johnson had a 55-yard TD reception in Week 1 win vs. New Orleans and then recorded a 108-yard kickoff return TD and a 13-yard TD run at Chicago in Week 2. His 108-yard return on the game's opening kickoff in Chicago marked the longest TD in franchise history and is tied for the second-longest play in NFL history.
- Just the second Northern Iowa player ever selected by the Cardinals, joining T Brandon Keith, who was taken in the seventh round (225th overall) in 2008.
- While at UNI, Johnson earned his way on the Dean's List twice for having a GPA of 3.5 or above and was a 3.0 honoree for multiple semesters. Johnson worked full-time jobs all four summers while in school. He worked on a crew removing asbestos his first summer and he worked 5:30 AM to 2:00 PM every day over the final three summers as a maintenance man in the school dorms.



PRO CAREER:

The Cardinals third-round selection (86th overall) in the 2015 NFL Draft, Johnson has appeared in 33 games (and two postseason contests) in his first three seasons. Missed the final 15 games of the 2017 season with a wrist injury.

2017: Suffered a dislocated wrist in the season-opener @ Det (9/10) and was placed on injured reserve on 9/12 ... suffered the injury on a 24-yard sideline reception to the Lions three-yard line, which setup a TD run by RB Kerwynn Williams on the next play.

2016: Submitted perhaps the best season by a RB in franchise history, starting all 16 games and running for 1,239 yards and 16 TDs on 293 carries while adding 80 receptions for 879 yards and four TDs ... earned first career Pro Bowl honor, becoming the first Cardinals RB selected to the Pro Bowl since Johnny Johnson (1990) and just the sixth since the 1970 merger ... was a first-team AP All-Pro selection, earned PFWA All-NFL honors and was a finalist for the FedEx Ground Player of the Year ... led the NFL with a franchise-record 2,118 scrimmage yards, becoming just the second Cardinal to lead the league in yards (John David Crow, 1960) ... had an NFL-best 20 TDs and ranked second in the league with 16 rushing TDs (both new franchise records) ... tied the NFL record with 15 consecutive games with 100+ yards from scrimmage in a single season (Barry Sanders, 1997) and became the first

player to open the season with 15 straight 100-yard games ... also led all NFL RBs in both receptions and receiving yards ... named NFC Offensive Player of the Week twice (Weeks 5 and 13) and was October's NFC Offensive Player of the Month ... posted team-leading 98 yards on three receptions, including a career-long 58-yard catch in the third quarter vs. TB (9/18); also rushed for 45 yards on 12 carries; became first Cardinal with 130+ total yards in each of the first two games of a season since Ottis Anderson in 1979 ... rushed for a season-high 157 yards and two TDs on 27 carries and had three catches for 28 yards @ SF (10/6); named NFC Offensive Player of the Week, making him third player in team history to win Player of the Week in two different categories (won Special Teams Player of the Week in Week 2, 2015) and the first Cardinals RB to win Offensive Player of the Week since LeShon Johnson in 1996 ... ran for 111 yards and a career-high-tying three TDs on 22 carries vs. NYJ (10/17); added three catches for 27 yards; gave him 21 TDs in just 22 career games, setting a franchise record for the most by a player in his first two seasons; became first player in team history with multiple games of 100+ rushing yards and three or more rushing TDs in their career ... ran for 113 yards on a career-high 33 carries vs. Sea (10/23); also had eight receptions for 58 yards; marked fourth career 100-yard rushing game and third straight, becoming the fourth player in team history

DAVID WINS 2016 TOUCHDOWN TITLE

RB **David Johnson** led the NFL with 20 total TDs (16 rushing; 4 receiving) in 2016, becoming the fifth player in franchise history to lead the NFL in TDs, and the first since MacArthur Lane (13 in 1970). Sonny Randle (15 in 1960), Bob Shaw (12 in 1950) and Mal Kutner (15 in 1948) also led the NFL in TDs.

NFL Leaders – Total TDs (2016)

Rnk	Player (Team)	TDs (Type)
1	David Johnson (AZ)	20 (16 rushing, 4 receiving)
2	LeGarrette Blount (NE)	18 (18 rushing)
3	Ezekiel Elliott (Dal)	16 (15 rushing, 1 receiving)
4t	LeSean McCoy (Buf)	14 (13 rushing, 1 receiving)
4t	Jordy Nelson (GB)	14 (14 receiving)

Johnson's 20 TDs in 2016 set a new franchise single-season record. The previous record of 17 was established by John David Crow in 1962.



Franchise Record - Touchdowns (Season)

Rnk	Player (Year)	TDs (Type)
1	David Johnson (2016)	20 (16 rushing, 4 receiving)
2	John David Crow (1962)	17 (14 rushing; 3 receiving)
3t	Sonny Randle (1960)	15 (15 receiving)
3t	Mal Kutner (1948)	15 (14 receiving, 1 rushing)
5	Roy Green (1983)	14 (14 receiving)

His 16 rushing TDs in 2016 also set a new franchise single-season record.

Franchise Record – Rushing TDs (Season)

Rnk	Player (Year)	TDs
1	David Johnson (2016)	16
2	John David Crow (1962)	14
3	Ernie Nevers (1929)	12
4	MacArthur Lane (1970)	11
5t	4 Players tied	10



CARDINALS IN THE COMMUNITY

On his way to becoming a record-setting running back and one of the league's top offensive weapons, **David Johnson** has also made a big impact off the field, taking part in a number of the team's charitable programs and continuing his efforts to help combat childhood bullying.

In 2017, Johnson, along with his wife, Meghan, created the "Mission 31" Foundation, which was developed to provide opportunities, support and resources to seriously ill children and their families by offering daily support and life changing experiences. In December, Johnson hosted the inaugural "Mission 31: Possible" fundraiser at Mountain Shadows Resort. Over 200 guests helped raise nearly \$200,000 during the event, which features food, wine and auctions. One of the first programs undertaken by the "Mission 31" Foundation was DJ's Lockers. These technology centers provide patients and their family members access to electronics that serve as a source of entertainment, a portal for communication, and a diversion during treatment and recovery. DJ's Lockers will be placed in area children's hospitals and Ronald McDonald House locations.

In June of 2018, Johnson hosted the inaugural David Johnson Youth Football Camp in his hometown of Clinton, IA. Held at Clinton High School, the camp hosted 250 area kids ages six to 16 and focused on football as well as being a positive role model and good leader.

Johnson has long been open about his struggles being bullied as a child, and in 2016 wrote a piece for The Players' Tribune website titled Let's Talk About Bullying in which he shared his experiences with bullying while growing up in Clinton, IA. He also detailed his work with STOMP Out Bullying to help other kids going through the same experiences. In the NFL's inaugural My Cause, My Cleats campaign in 2016, Johnson wore custom STOMP cleats in support of efforts to eliminate bullying. In 2017 Johnson teamed up with Cox Communications for the "Run Thru Bullying" campaign, in which nearly 500 children from four schools districts around the Valley participated in an anti-bullying program and wrote essays about their experiences. Two winning essayists were named co-winners after detailing how bullying has affected them and how they implemented the "Run Thru Bullying" program at Sunnyslope Elementary.

Johnson has also been a regular volunteer at various team and player community events during his time in Arizona. During the 2016 Christmas season, along with a number of his Cardinals teammates, Johnson participated in the Cardinals "Teddy Bear Express" event at Phoenix Children's Hospital. The players delivered white personalized Cardinals teddy bears to children in the pediatric units throughout the hospital. He also visited Boys Hope Girls Hope for the team's annual Christmas party. Boys Hope Girls Hope helps academically capable and motivated children by providing family-like homes, opportunities and education through college.

During the 2017 offseason, Johnson served as the honorary starter at Pat's Run. Honoring former Cardinals safety Pat Tillman, the annual Pat's Run event is one of the main events of the Tillman Foundation. Last season Johnson also participated in the seventh annual "Pro Vs. G.I. Joe" program, a video game competition with military personnel from bases all over Arizona that has Cardinals players joining troops, both home and abroad, competing in an assortment of games on Xbox.

In July of 2017, Johnson hosted the Hyundai NFL Youth Camp at the Arizona Sports Complex in Glendale, AZ. The skills camp played host to 400 kids ages seven to 13 from the Valley. At the event, Hyundai's non-profit organization, Hyundai Hope on Wheels, announced it would donate \$15 million to children's hospitals across the country.

In 2016, Johnson was part of a Cardinals contingent that took part in the "Feed the Families" event at the Phoenix Ronald McDonald House, providing the children and their families at the house with dinner, drinks and dessert. Johnson was back at the Ronald McDonald House in 2017 as part of the "Light the House" party in December, in which all of the houses were lit with holiday lights and children received dinner, drinks and stockings for the holidays. The Ronald McDonald House Charities of Phoenix provides a welcoming "home away from home" for children and their families who travel to Phoenix to receive treatment for serious, often life-threatening illnesses and injuries.

Johnson also joined teammates and Cardinals President Michael Bidwill at the team's annual "Help Feed the Hungry" event in 2016, serving Thanksgiving dinner to over 500 of those less fortunate at the Phoenix Rescue Mission.

Joining a number of teammates and groups from the Cardinals Women's Club, Johnson has also visited Phoenix Children's Hospital for birthday parties in the Kids Zone. Each month, the Kids Zone at PCH holds a party for all patients who have a birthday in that month. The Arizona Cardinals Women's Club sponsors the event, which featured games with the patients as well as pizza and cake.





with three consecutive 100-yard games; reached 1,004 scrimmage yards on the season, the most in franchise history through the first seven games of a season ... named NFC Offensive Player of the Month for October after finishing the month with an NFL-leading 726 yards from scrimmage and tying for the league lead with five rushing TDs ... scored both of team's TDs vs. SF (11/13) with a three-yard reception in the first quarter and an 18-yard run in the second; totaled 55 yards on 19 carries and added five catches for 46 yards; marked first career game with both a rushing and receiving TD and was his seventh game with multiple TDs; became first player in franchise history to record 10+ TDs in each of his first two seasons and is just the fourth player in team history to have 10 or more TDs in

consecutive seasons ... recorded first career 100-yard receiving game with eight catches for 103 yards and a TD @ Atl (11/27); also ran for 58 yards on 13 carries; became first player in franchise history to score 13+ TDs in multiple seasons and the 10th in NFL history to have 13 or more TDs in each of their first two years in the league ... ran for 84 yards and a TD on 18 carries while adding a career-best nine receptions for 91 yards and a TD vs. Was (12/4); reached 1,000 rushing yards on the season, the 15th 1,000-yard season by a Cardinal and first since Beanie Wells (1,047) in 2011; named NFC Offensive Player of the Week for the second time on the season ... rushed for 80 yards on 20 attempts and had five catches for 41 yards @ Mia (12/11); tied Edgerrin James (Colts, 2005) for

JOHNSON'S HISTORIC RUN



RB **David Johnson** posted 100+ scrimmage yards in each of the first 15 games in 2016. In doing so, he joined Barry Sanders (15 straight in 1997) as the only players in NFL history to have 100+ scrimmage yards in at least 15 consecutive games in a single season.

Johnson became the first player in NFL history to so in each of the first 15 games of a season.

Johnson's 15 consecutive games with 100+ yards from scrimmage is tied with Sanders for the third-longest streak in NFL history overall.

NFL Record – Consecutive Games w/ 100+ Scrimmage Yards

Rnk	Player (Team)	Streak	Year(s)
1	Marcus Allen (L.A. Raiders)	17	1985-86
2	Lydell Mitchell (Baltimore)	16	1975-76
3t	David Johnson (Arizona)	15	2016
3t	Barry Sanders (Detroit)	15	1997
5t	Marcus Allen (L.A. Raiders)	14	1985
5t	Priest Holmes (Kansas City)	14	2002-03

Johnson established a new franchise single-season record with 2,118 yards from scrimmage (1,239 rushing; 879 receiving) in 2016. He became the first player in team history to eclipse 2,000 yards in a season.

Franchise History – Scrimmage Yards (Season)

Rnk	Player (Year)	Yds	Rush	Rec
1	David Johnson (2016)	2,118	1,239	879
2	Ottis Anderson (1979)	1,913	1,605	308
3	Ottis Anderson (1984)	1,785	1,174	611
4	Ottis Anderson (1981)	1,763	1,376	387
5	Ottis Anderson (1983)	1,729	1,270	459

Johnson's 2,118 yards from scrimmage also led the NFL in 2016. Prior to Johnson in 2016, the only Cardinals player to lead the NFL in scrimmage yards was John David Crow, who did so with 1,533 yards in 1960.

NFL Scrimmage Yardage Leaders (2016)

Rnk	Player (Team)	Yds	Rush	Rec
1	David Johnson (AZ)	2,118	1,239	879
2	Ezekiel Elliott (Dal)	1,994	1,631	363
3	Le'Veon Bell (Pit)	1,884	1,268	616
4	DeMarco Murray (Ten)	1,664	1,287	377
5	LeSean McCoy (Buf)	1,623	1,267	356

Johnson became just the seventh player since the 1970 merger to lead the NFL in both scrimmage yards and TDs in a season: Arian Foster (2010), Priest Holmes (2002), Emmitt Smith (1995), Marcus Allen (1982), Walter Payton (1977) and O.J. Simpson (1975).

Johnson became just the fourth different player in NFL history with at least 1,200 rushing yards and 800 receiving yards in the same season, joining Pro Football Hall of Famer Marshall Faulk (1998-2000), Le'Veon Bell (2014) and Steven Jackson (2006).



DOUBLE-THREAT IN THE BACKFIELD

In addition to his rushing totals, RB **David Johnson** had 80 receptions for 879 yards and four TDs through the air in 2016. Johnson's 879 receiving yards rank as the second-highest single-season total in franchise history for a RB.

Franchise Record – Receiving Yards By RB (Season)

Rnk	Player (Year)	Yards
1	Larry Centers (1995)	962
2	David Johnson (2016)	879
3	Larry Centers (1996)	766
4	Larry Centers (1994)	647
5t	Ottis Anderson (1984)	611
5t	Ollie Matson (1954)	611

Johnson's 80 receptions were third-most in team history for a RB.

Franchise Record – Receptions By RB (Season)

Rnk	Player (Year)	Receptions
1	Larry Centers (1995)	101
2	Larry Centers (1996)	99
3t	David Johnson (2016)	80
3t	Larry Centers (1994)	77
5	Michael Pittman (2000)	73

NFL'S LEADING RECEIVER OUT OF THE BACKFIELD

Johnson led all NFL RBs with 80 receptions in 2016.

NFL Leaders – Receptions By RB (2016)

Rnk	Player (Team)	Rec
1	David Johnson (AZ)	80
2	Le'Veon Bell (Pit)	75
3	James White (NE)	60
4	Bilal Powell (NYJ)	58
5	Devonta Freeman (Atl)	54

Johnson's 879 receiving yards easily represented the highest total in the NFL by a RB. He had 263 more yards than the Steelers Le'Veon Bell, who finished second with 616.

NFL Leaders – Receiving Yards By RB (2016)

Rnk	Player (Team)	Yds
1	David Johnson (AZ)	879
2	Le'Veon Bell (Pit)	616
3	James White (NE)	551
4	Duke Johnson, Jr. (Cle)	514
5	Devonta Freeman (Atl)	462

Johnson tied for third among NFL RBs with four receiving TDs in 2016.

NFL Leaders – Receiving TDs By RB (2016)

Rnk	Player (Team)	TDs
1t	Theo Riddick (Det)	5
1t	James White (NE)	5
3t	David Johnson (AZ)	4
3t	Mark Ingram (NO)	4
3t	Frank Gore (Ind)	4
3t	Travaris Cadet (NO)	4

the most consecutive games to open a season with 100+ yards from scrimmage in NFL history ... became first player in NFL with 100+ yards from scrimmage in each of the first 14 games of a season vs. NO (12/18), totaling 53 yards and two TDs on 12 rushing attempts and adding four receptions for 55 yards; also broke franchise record for scrimmage yards in a season previously held by Ottis Anderson (1,913 in 1979) and tied the franchise record for TDs in a season with 17 (John David Crow, 1962); gave him 30 TDs in first 30 career games ... tied career high with three rushing TDs and totaled 95 yards on 28 carries @ Sea (12/24); also had four catches for 41 yards, including a 29-yarder to help set up game-winning FG; marked 15th straight game with 100+ yards from scrimmage, joining Barry Sanders (1997) as the only players in NFL history to have 100+ scrimmage yards in at least 15 straight games in a season; became first player in franchise history to surpass 2,000 yards from scrimmage in a season; set new franchise records with 20 total TDs and 16 rushing TDs; marked his 11th career multi-TD game and eighth of the year, the most in a single season in franchise history; was third career game with three TDs, trailing only Sonny Randle (6) for the most games in franchise history with three or more TDs ... caught three passes for 38 yards and ran for six yards on five carries before leaving the game in the first quarter with a knee injury @ LAR (1/1/17).

2015: Played in every game, starting the last five games of the regular season and both playoff contests ... led the team and set a franchise rookie record with 13 total TDs (eight rushing, four receiving and one kick return); 13 TDs led all rookies in the NFL in 2015 and tied for the fifth-best season total in franchise history... helped the Cardinals finish with the #1 offense in the NFL for the first time in team history and set franchise record for points (489) and TDs (59) ... finished with 581 yards on 125 carries and added 36 receptions for 457 yards ... also led the team with 598 yards on 22 kick returns to give him 1,636 all-purpose yards ... named NFL Offensive Rookie of the Month for Dec/Jan after leading the NFL with 658 yards from scrimmage; became sixth player in team history and third on offense to be named Rookie of the Month ... ran for 95 yards and a TD and caught a team-high 15 passes for 111 yards in two playoff games ... had a 55-yard TD catch-and-run with 1:33 left in the game on his only offensive touch vs. NO (9/13); score gave the Cardinals a 31-19 lead; became first Cardinals rookie RB in the Super Bowl era with a TD catch in first career game and was the longest TD catch by a Cardinals rookie in Week 1 since Anquan Boldin had a 71-yard TD in 2003 against Detroit; also had a 43-yard kickoff return to total 98 net yards on just two touches ... returned opening kickoff of the game 108 yards for a TD and also ran for 42 yards and a TD on five carries @ Chi (9/20); became first player in NFL history with a rushing TD, receiving TD and kickoff return TD in his first two career games; 108-yard kick return was the longest TD in franchise history; marked eighth game-opening kickoff return TD in team history and the first since 2010; became first Cardinals player with a KO return TD and a rushing TD in the same game since Ollie Matson did so on 12/13/58; named NFC Special Teams Player of the Week, becoming the eighth rookie in team history to be named Player of the Week



... scored two rushing TDs on just three carries @ Det (10/11); gave him six TDs in first five career games, tying a franchise record held by Ollie Matson (1952) and Bob Shaw (1950) ... scored his seventh TD with a 16-yard catch in the third quarter vs. Cin (11/22); added 82 yards on three kickoff returns ... had eight carries for 21 yards and a one-yard TD in the third quarter @ SF (11/29); also caught two passes for eight yards and had one special teams tackle ... made first career start and ran for 99 yards on 22 carries while adding two catches for 21 yards and a TD @ StL (12/6); 10-yard TD catch in the third quarter was his ninth TD of the season; joined Gale Sayers as the only rookies in NFL history with 4+ rush TDs, 4+ receiving TDs and a kick return TD in a season ... rushed for 92 yards on 19 carries while posting a season-high five receptions for 31 yards vs. Min (12/10) ... ran for 187 yards and three TDs on 29 carries while catching four passes for 42 yards @ Phi (12/20); had a career-long 47-yard scoring run in the second quarter; set franchise rookie record for total TDs in a season; became

first player in team history to rush for 180+ yards and three TDs in a game; 187 rushing yards ranks as the fifth-best single-game total in franchise history and his 229 yards from scrimmage were the fourth-most in team history and the most by a rookie; joined Jim Brown as the only players in NFL history to rush for 185+ yards and three TDs against the Eagles; his 187 yards were the most by a rookie against Philly since Tony Dorsett (206) in 1977; was the first Cardinal with three rushing TDs in a game since Beanie Wells had three on 12/16/12 vs. Detroit; named FedEx Ground NFL Player of the Week ... caught three passes for 88 yards and rushed nine times for 39 yards, including a 14-yard TD in the third quarter vs. GB (12/27); marked his 13th overall TD of the season, tied for the fifth-best single-season total in franchise history ... had six catches for 43 yards and ran for 35 yards on 15 carries in Divisional Playoff vs. GB (1/16/16) ... rushed for 60 yards and a TD on 15 carries while adding a team-high nine receptions for 68 yards in NFC Championship Game @ Car (1/24/16).

33 GAMES AND 33 TOUCHDOWNS

Despite missing the final 15 games of the 2017 season, RB **David Johnson** had five more TDs in his first three NFL seasons (33) than any other player in franchise history.

Franchise Record - TDs in 1st Three Seasons

Rnk	Player (Years)	TDs	Gms
1	David Johnson (2015-16)	33	33
2t	Ottis Anderson (1979-80)	28	48
2t	Mal Kutner (1946-48)	28	35
4	Sonny Randle (1959-61)	25	34
5	Larry Fitzgerald (2004-06)	24	45

In NFL history, only six players had more TDs in their first 32 career games.

NFL History - Touchdowns in 1st 32 Career Games

Rnk	Player (Years)	TDs
1t	Jim Brown (1957-59)*	38
1t	Gale Sayers (1965-67)*	38
3t	Abner Hayes (1960-62)	37
3t	Edgerrin James (1999-01)	37
3t	Eric Dickerson (1983-85)*	37
6	Marcus Allen (1982-84)*	35
7	Clinton Portis (2002-04)	34
8t	David Johnson (2015-17)	33
8t	Earl Campbell (1978-80)*	33
8t	Bill Groman (1960-62)	33
8t	Steve Van Buren (1944-47)*	33
8t	Cookie Gilchrist (1962-64)	33

*Hall of Fame Inductee

A REMARKABLE TD TOTAL IN FIRST TWO SEASONS

In NFL history, only three players had more TDs in their first two seasons than Johnson (33).

NFL Record - Touchdowns in 1st Two Seasons

Rnk	Player (Years)	TDs
1	Edgerrin James (1999-00)	35
2t	Eric Dickerson (1983-84)*	34
2t	Gale Sayers (1965-66)*	34
4	David Johnson (2015-16)	33
5t	Earl Campbell (1978-79)*	32
5t	Curtis Martin (1995-96)*	32

*Hall of Fame Inductee



Johnson's 11 career multi-TD performances between 2015-16 tied for the most in NFL history in a player's first two seasons.

NFL History - Games with Multiple TDs (1st 2 NFL Seasons)

Rnk	Player (Year)	Gms
1t	David Johnson (2015-16)	11
1t	Eric Dickerson (1983-84)*	11
1t	Edgerrin James (1999-00)	11
4	Curtis Martin (1995-96)*	10
5t	Bill Groman (1960-61)	9
5t	Rob Gronkowski (2010-11)	9
5t	Clinton Portis (2002-03)	9
5t	Billy Sims (1980-81)	9



STRONG RESUME IN YEAR ONE



Johnson's success in 2016 did not come out of the blue. He had a record-breaking season as a rookie in 2015 as well.

ROOKIE TD RECORD

Arizona's third-round selection (86th overall) in the 2015 NFL Draft, Johnson established a franchise rookie record with 13 TDs on the year (8 rushing, 4 receiving, 1 kickoff return).

Franchise Rookie Record – Total TDs

Rnk	Player (Year)	TDs
1	David Johnson (2015)	13
2t	Ottis Anderson (1979)	10
2t	Tim Hightower (2008)	10
4t	Ollie Matson (1952)	9
4t	Ronald Moore (1993)	9

In addition to representing a franchise rookie record, Johnson's 13 TDs also led all NFL rookies in 2015.

NFL Rookie Leaders – Total TDs (2015)

Rnk	Player (Team)	TDs
1	RB David Johnson (AZ)	13
2	RB Todd Gurley (StL)	10
3	RB Karlos Williams (Buf)	9
4	WR Tyler Lockett (Sea)	8
5	RB Jeremy Langford (Chi)	7

AN ALL-AROUND PERFORMANCE IN FIRST TWO WEEKS

Johnson had nine total touches in his first two career NFL games and accumulated 251 yards and three TDs on those nine touches (had two TDs on his first three NFL touches). Johnson had a 108-yard kickoff-return TD and a 13-yard TD run in the Cardinals win at Chicago in Week 2. Johnson, who had a 55-yard TD reception the week before vs. New Orleans in his NFL debut, was the first player in NFL history with a rushing TD, receiving TD and kickoff-return TD in his first two games to begin a career.

His 108-yard TD against the Bears tied for the second-longest play in NFL history. It's also the longest TD in franchise history.



NFL History – Longest Kickoff Returns

Rnk	Dist	Player (Team)	Opponent
1	109t	Cordarrelle Patterson (Min)	vs. Green Bay, 10/27/13
2t	108t	David Johnson (AZ)	@ Chicago, 9/20/15
2t	108t	Jacoby Jones (Bal)	vs. Pittsburgh, 11/2/14
2t	108t	Knile Davis (KC)	vs. Denver, 12/1/13
2t	108t	Jacoby Jones (Bal)	vs. Dallas, 10/14/12
2t	108t	Randall Cobb (GB)	vs. New Orleans, 9/8/11
2t	108t	Ellis Hobbs (NE)	vs. NY Jets, 9/9/07

Johnson also added a rushing TD against the Bears. In doing so, he became the first Cards player to have a kickoff return TD and a rushing TD in the same game since HOFer Ollie Matson on 12/13/58.

SHORT ROUTE TO THE HALL OF FAME

In June of 2015, Johnson visited the Pro Football Hall of Fame in Canton, OH during the annual NFL Rookie Symposium. Three months later he was being honored at the Hall of Fame for the record-breaking start to his NFL career. The Hall of Fame recognized Johnson's achievements by displaying his jersey and cleats he wore in the victory over Chicago when he scored on a kickoff return and rushing attempt.

Despite seeing a limited role in the offense in the early part of the season, Johnson registered six TDs (3 rushing, 2 receiving, 1 KOR) in the first five games in 2015. That tied the franchise record for TDs in a players first five career games. The only other player in Cardinals history with at six TDs in their first five career games was Ollie Matson (6, 1952).



COLLEGE:

Appeared in 49 games (36 starts) during his record-breaking college career, rushing for 4,687 yards and 49 TDs on 866 attempts while adding 141 receptions for 1,734 yards and 14 TDs ... led the team in rushing each of his final three seasons as he posted three consecutive 1,000-yard campaigns. ... saw action in all 14 games as a senior in 2014, leading UNI to its 17th FCS playoff appearance ... broke 15 school records during the season while earning his second straight All-Missouri Valley Football Conference first-team selection ... named to the AP and Sports Network FCS All-American teams ... named the College Football Performance Awards All-Purpose Performer of the Year ... totaled 1,553 rushing yards and 536 receiving yards with 438 yards and a TD on 12 kickoff returns ... his 36.5 yards per return average established a school single-season record ... finished the season ranked third nationally and first in the conference in all-purpose yards ... earned All-MVFC Scholar-Athlete honors ... started 10 of the 11 games he appeared in as a junior and led the team in rushing with 1,286 yards on 222 carries ... earned first team All-MVFC honors ... finished third on the team in receiving yards with 393 and led the team in all-purpose yards with 1,679 ... ended the season ranked 11th in all-purpose yards in the FCS and 10th in rushing yards per game (116.9) ... rushed for 100+ yards seven times during the season ... saw action in all 11 games with seven starts as a sophomore ... named to the All-MVFC second team ... led the team in scoring with 108 points

on 18 TDs ... finished the season with five multi-TD games and 1,021 rushing yards and 13 rushing TDs ... led the conference in scoring and was tied for fifth in the FCS in scoring with 9.82 points per game ... saw action in 13 games with five starts in 2011... finished fourth in voting for the Jerry Rice Award (awarded to the nation's top FCS freshman) and was the runner-up for MVFC Freshman of the Year ... named to the MVFC All-Newcomer Team ... carried 179 times for 822 yards (4.6 avg.) and nine TDs on the season ... caught 33 passes for 422 yards (12.8 avg.) and three TDs ... tallied 1,244 all-purpose yards on the year ... redshirted in 2010.

PERSONAL:

Attended Clinton (IA) High School where he earned first-team Class 4A All-State honors from the Des Moines Register and Iowa Newspaper Association as a senior in 2009 after he led Clinton to an 11-1 record ... accounted for a school record 42 TDs as a senior ... Clinton HS all-time leader in career receptions, career receiving yards, career and single-season total offense and the single game record for TDs (6) ... 2010 Shrine Bowl All-Star game invitee ... two-time Drake and state qualifier in track ... second-place finish in 4x200 and 4x400 relays at the Drake Relays ... second-team all-conference in basketball as a junior ... maintained over a 3.0 GPA throughout high school ... is one of six kids, and is a triplet with sisters Darnecia and Danielle ... married his wife, Meghan, in April of 2015 and the couple have a son, David Jr. ... Physical Education major.

JOHNSON CAREER STATS

Year	Team	GP/GS	Att	Rushing				TD	Receiving						
				Yds	Avg	Lg			No	Yds	Avg	Lg	TD	STT	
2015	Ariz	16/5	125	581	4.6	47t	8		36	457	12.7	55t	4	2	
2016	Ariz	16/16	293	1,239	4.2	58t	16		80	879	11.0	58	4	0	
2017	Ariz	1/1	11	23	2.1	6	0		6	67	11.2	24	0	0	
Total		33/22	429	1,843	4.3	58t	24		122	1,403	11.5	58	8	2	

Year	Team	No	Kickoff Returns			TD
			Yds	Avg	Lg	
2015	Ariz	22	598		108t	1
Total		22	598	27.2	108t	1

Single Game Highs:

Rushing Yards: 187, @ Philadelphia, 12/20/15; **Rushing Attempts:** 33, vs. Seattle, 10/23/16; **Rushing TDs:** 3, three times, last @ Seattle, 12/24/16; **Long Run:** 58t, vs. NY Jets, 10/17/16; **Receptions:** 9, vs. Washington, 12/4/16; **Receiving Yards:** 103, @ Atlanta, 11/27/16; **Receiving TDs:** 1, eight times, last vs. Washington, 12/4/16; **Long Reception:** 58, vs. Tampa Bay, 9/18/16; **Long TD Reception:** 55, vs. New Orleans, 9/13/15.

JOHNSON POSTSEASON STATS

Year	Team	GP/GS	Att	Rushing				TD	Receiving						
				Yds	Avg	Lg			No	Yds	Avg	Lg	TD	STT	
2015	Ariz	2/2	30	95	3.2	23	1		15	111	7.4	16	0	0	
Total		2/2	30	95	3.2	23	1		15	111	7.4	16	0	0	

Postseason Single Game Highs:

Rushing Yards: 60, @ Carolina, 1/24/16; **Rushing Attempts:** 15, twice, last @ Carolina, 1/24/16; **Rushing TDs:** 1, @ Carolina, 1/24/16; **Long Run:** 23, @ Carolina, 1/24/16; **Receptions:** 9, @ Carolina, 1/24/16; **Receiving Yards:** 68, @ Carolina, 1/24/16; **Long Reception:** 16, @ Carolina, 1/24/16.



JOHNSON GAME-BY-GAME STATISTICS

2017

Rushing								Receiving				
Date	Opp.	GP/GS	Att	Yds	Avg	Lg	TD	No	Yds	Avg	Lg	TD
Sept. 10	@ Det	1/1	11	23	2.1	6	0	6	67	11.2	24	0
Sept. 12	Injured Reserve – Wrist											
Total		1/1	11	23	2.1	6	0	6	67	11.2	24	0

2016

Rushing								Receiving					
Date	Opp.	GP/GS	Att	Yds	Avg	Lg	TD	No	Yds	Avg	Lg	TD	
Sept. 11	NE	1/1	16	89	5.6	45	1	4	43	10.8	26	0	
Sept. 18	TB	1/1	12	45	3.8	10	0	3	98	32.7	58	0	
Sept. 25	@ Buf	1/1	19	83	4.4	22t	2	3	28	9.3	12	0	
Oct. 2	LAR	1/1	17	83	4.9	31	0	4	41	10.3	24	0	
Oct. 6	@ SF	1/1	27	157	5.8	23	2	3	28	9.3	21	0	
Oct. 17	NYJ	1/1	22	111	5.0	58t	3	3	27	9.0	10	0	
Oct. 23	SEA	1/1	33	113	3.4	14	0	8	58	7.3	15	0	
Oct. 30	@ Car	1/1	10	24	2.4	9	0	7	84	12.0	21	0	
Nov. 13	SF	1/1	19	55	2.9	18t	1	5	46	9.2	16	1	
Nov. 20	@ Min	1/1	22	103	4.7	11	1	7	57	8.1	15	1	
Nov. 27	@ Atl	1/1	13	58	4.5	16	0	8	103	12.9	25	1	
Dec. 4	WAS	1/1	18	84	4.7	14	1	9	91	10.1	25t	1	
Dec. 11	@ Mia	1/1	20	80	4.0	19	0	5	41	8.2	14	0	
Dec. 18	NO	1/1	12	53	4.4	13	2	4	55	13.8	25	0	
Dec. 24	@ Sea	1/1	28	95	3.4	33	3	4	41	10.3	29	0	
Jan. 1	@ LAR	1/1	5	6	1.2	7	0	3	38	12.7	17	0	
Total		16/16	293	1,239	4.2	58t	16	80	879	11.0	58	4	

2015

Rushing								Receiving				
Date	Opp	GP/GS	Att	Yds	Avg	Lg	TD	No	Yds	Avg	Lg	TD
Sept. 13	NO	1/0	0	0	0.0	0	0	1	55	55.0	55t	1
Sept. 20	@ CHI	1/0	5	42	8.4	14	1	1	3	3.0	3	0
Sept. 27	SF	1/0	7	25	3.6	8	0	3	16	5.3	9	0
Oct. 4	STL	1/0	3	18	6.0	12	0	4	63	15.8	23t	1
Oct. 11	@ DET	1/0	3	6	2.0	4t	2	0	0	0.0	0	0
Oct. 18	@ PIT	1/0	3	9	3.0	8	0	1	8	8.0	8	0
Oct. 26	BAL	1/0	3	5	1.7	6	0	2	19	9.5	11	0
Nov. 1	@ CLE	1/0	1	4	4.0	4	0	2	44	22.0	34	0
Nov. 15	@ SEA	1/0	0	0	0.0	0	0	1	8	8.0	8	0
Nov. 22	CIN	1/0	2	9	4.5	9	0	2	17	8.5	16t	1
Nov. 29	@ SF	1/0	8	21	2.6	10	1	2	8	4.0	6	0
Dec. 6	@ STL	1/1	22	99	4.5	23	0	2	21	10.5	11	1
Dec. 10	MIN	1/1	19	92	4.8	24	0	5	31	6.2	14	0
Dec. 20	@ PHI	1/1	29	187	6.4	47t	3	4	42	10.5	12	0
Dec. 27	GB	1/1	9	39	4.3	14t	1	3	88	29.3	44	0
Jan. 3	SEA	1/1	11	25	2.3	5	0	3	34	11.3	19	0
Total		16/5	125	581	4.6	47t	8	36	457	12.7	55t	4
Jan. 16	GB	1/1	15	35	2.3	8	0	6	43	7.2	12	0
Jan. 24	@ CAR	1/1	15	60	4.0	23	1	9	68	7.6	16	0
Postseason		2/2	30	95	3.2	23	1	15	111	7.4	16	0



CHANDLER JONES

COLLEGE: Syracuse

HOW ACQUIRED: TR-16 (Patriots)

YEARS NFL/CARDINALS: 7/3

HOMETOWN: Endicott, NY

DOB: February 27, 1990

55 | DEFENSIVE END | 6-5 | 265



PRO BOWL SELECTION: 2015

NOTE CARDS

- Acquired by the Cardinals in a trade with the New England Patriots on 3/15/16. Cardinals sent G Jonathan Cooper and their 2016 second-round pick (#61) to the Patriots. Received franchise tag on 2/27/17 and signed a new five-year contract on 3/10/17.
- A two-time Pro Bowl selection (2015, '17), has played in 87 games (84 starts) and recorded 342 tackles, 64.0 sacks, 16 forced fumbles, four fumble recoveries, one INT and 13 passes defended. Has also appeared in nine postseason games (eight starts), including the Patriots victory in Super Bowl XLIX at University of Phoenix Stadium, and totaled 18 tackles, two sacks and a forced fumble.
- During his first two seasons with Arizona, has recorded 125 tackles, 46 tackles for loss, 28.0 sacks, 60 QB hits, 29 QB pressures, six forced fumbles, two fumble recoveries and five passes defended.
- In the two seasons (2016-17) since the Cardinals acquired Jones, he leads the NFL in both sacks (28.0) and tackles for loss (43) during that span. Has four more sacks than any other player in the NFL over the last two seasons.
- Dating back to his final season with New England in 2015, leads the NFL in sacks (40.5) and is the only player in the NFL that has 11.0+ sacks in each of the last three seasons (12.5 sacks in 2015, 11.0 in 2016 and 17.0 in 2017).
- Dating back to 2013, no player has more games with multiple sacks (1.5 or more) than Jones (16).
- Has been named NFC Defensive Player of the Month (December, 2017), AFC Defensive Player of the Month (November, 2013), NFL Rookie of the Month (September, 2012) and also earned AFC Defensive Player of the Week (Week 2, 2014). During the '17 season with Arizona, was named NFC Defensive Player of the Month for December after totaling 16 tackles, 5.0 sacks, 8 TFL, 12 QB hits and a forced fumble. Became the third player in franchise history to be named Defensive Player of the Month.
- In his second season in Arizona, earned a Pro Bowl selection and was named first-team All-Pro (AP, PFWA, Sporting News) after leading the NFL with a franchise single-season record 17.0 sacks in 2017. Jones, who became the first Cardinals player to ever lead the league in sacks, also led the NFL in tackles for loss (28) and QB hits (38) last season. Named the winner of the Deacon Jones Award for leading the NFL in sacks.
- Since STATS, Inc. began tracking tackles for loss in 2008, became just the third different player to lead the NFL in both sacks and tackles for loss in a season: Demarcus Ware (2008 and 2010) and J.J. Watt (2012 and 2015).
- Had at least one sack in 13 of 16 games in 2017, becoming the first player in franchise history to have a sack in at least 13 games in a single season. Since individual sacks became an official statistic in 1982, only Demarcus Ware (14 in 2008) had a sack in more games in a season than Jones had in 2017.
- Has at least one sack in 22 of 32 games played since joining the Cardinals in 2016. No other player in the NFL has a sack in more than 17 games during that span.
- Became the first Cardinals player since Simeon Rice (1998-99) to record 10.0+ sacks in consecutive seasons (17.0 in 2017; 11.0 in 2016).
- During his first season with Arizona in 2016, started all 16 games and was a Pro Bowl alternate after collecting 57 tackles, 15 tackles for loss, 11.0 sacks, four forced fumbles, two fumble recoveries, 14 QB pressures and 22 QB hits.
- Combined with Markus Golden's 12.5 sacks, the 2016 season marked just the third time in franchise history (1983, 1984) the Cardinals had multiple players with double-digit sacks in a season.
- In his first season with the Cardinals, Arizona led the NFL in sacks (48.0) for just the second time in franchise history (1983).
- Named to his first Pro Bowl with New England in 2015 after establishing a career high with 12.5 sacks. His 12.5 sacks that season were the fifth most in the NFL.
- Has two brothers: Arthur, a free agent defensive tackle, and Jon "Bones" Jones, a UFC fighter.



PRO CAREER:

Originally entered the NFL as a first-round pick (21st overall) of the New England Patriots in the 2012 NFL Draft. Traded to Cardinals in exchange for G Jonathan Cooper and Arizona's 2016 second-round pick (#61) on 3/15/16. Received "non-exclusive" franchise tag on 2/27/17 and signed new five-year contract with Cardinals on 3/10/17.

2017: Started all 16 games and set a single-season franchise record with an NFL-leading 17.0 sacks; the previous record was set by Simeon Rice (16.5) in 1999 ... finished his second season in Arizona with 68 tackles, 17.0 sacks, 28 tackles for loss, 38 QB hits, two forced fumbles and 15 QB pressures, earning first-team All-Pro honors for the first time in his career and his second career Pro Bowl bid (first as a Cardinal and first as a LB) ... became the first player in team history to lead the NFL in sacks, while also pacing the league in tackles for loss (28) and QB hits (38) ... had seven more tackles for loss than any other player in the NFL, which is the biggest gap between first and second place since 2012 when J.J. Watt (39) topped Von Miller (28) ... had four tackles and sacked QB Matthew Stafford for a seven-yard loss @ Det (9/10) ... totaled a season-high seven tackles, two sacks, two tackles for loss, two QB hits and a forced fumble @ Ind (9/17) ... tallied three tackles, one for loss and a sack vs.

Dal (9/25) ... recorded five tackles, one for loss, one sack and two QB hits @ Phi (10/8) ... notched four tackles and two sacks vs. TB (10/15) ... collected five tackles and one sack @ LAR (10/22) ... posted two tackles, one sack, one tackle for loss and two QB hits @ SF (11/5); dropped 49ers QB C.J. Beathard for a four-yard loss late in the fourth quarter to seal the win ... posted four tackles, one for loss, one sack, one pass defended, three QB pressures and one QB hit vs. Sea (11/9); had a sack in five consecutive games for the second time this season (Weeks 16-17 in 2016 and Weeks 1-3 in 2017), which matched the second-longest streak in franchise history ... collected seven tackles, a career-high five for loss, two sacks, two QB pressures and three QB hits vs. Jax (11/26); his five tackles for loss against the Jaguars are the most by an NFL player since Watt had six vs. KC (9/13/15) ... recorded four tackles, one for loss, a strip-sack, one QB pressure and three QB hits vs. LAR (12/3) ... had five tackles, a sack, three tackles for loss and two QB hits vs. Ten (12/10) ... tallied three tackles, one for loss, one sack and four QB hits for a defense that held the Redskins to a season-low 31 rushing yards @ Was (12/17) ... registered six tackles, three for loss, two sacks and three QB hits in the season finale win @ Sea (12/31); has 7.5 sacks in five games against the Seahawks, including 5.5 in three career games at CenturyLink Field.

A RECORD BREAKING SEASON IN 2017

First-team All-Pro LB **Chandler Jones** recorded an NFL-high and franchise record 17.0 sacks in 2017, becoming the first player in franchise history to lead the NFL in sacks in a season.

Jones also led the NFL in tackles for loss (28) and QB hits (38) in 2017.

NFL Leaders – Sacks (2017)

Rnk	Player (Team)	Sacks
1	Chandler Jones (AZ)	17.0
2t	Calais Campbell (Jax)	14.5
2t	Demarcus Lawrence (Dal)	14.5
4t	Everson Griffen (Min)	13.0
4t	Cameron Jordan (NO)	13.0
4t	Ryan Kerrigan (Was)	13.0

NFL Leaders – Tackles for Loss (2017)

Rnk	Player (Team)	TFL
1	Chandler Jones (AZ)	28
2	Jadeveon Clowney (Hou)	21
3t	Melvin Ingram (LAC)	17
3t	Cameron Jordan (NO)	17
3t	Matt Judon (Bal)	17
3t	Von Miller (Den)	17

Since STATS, Inc. began tracking tackles for loss in 2008, Jones became just the third different player to lead the NFL in both sacks and tackles for loss in a season. Demarcus Ware did so in both 2008 and 2010 while J.J. Watt accomplished the feat in both 2012 and 2015.

Jones had seven more tackles for loss than any other player in the NFL in 2017. That is the biggest gap between first and second place since 2012 when J.J. Watt posted 11 more than Von Miller (39 to 28).

In recording 17.0 sacks in 2017, Jones broke the franchise single-season record of 16.5, established by Simeon Rice in 1999.

Franchise Record – Sacks in a Season

Rnk	Player (Year)	Sacks
1	Chandler Jones (2017)	17.0
2	Simeon Rice (1999)	16.5
3	Curtis Greer (1983)	16.0
4	Bertrand Berry (2004)	14.5
5t	Freddie Joe Nunn (1988)	14.0
5t	Curtis Greer (1984)	14.0





THE DYNAMIC DUO

The Cardinals duo of **Chandler Jones** and **Markus Golden** has proven formidable when they are on the field together.

In the 20 games they have played together over the last two seasons (2016-17), they combined for 27.5 sacks, 46 tackles for loss, 58 QB hits and 41 QB pressures.

Jones and Golden in 20 Games Together (2016-17)

Player	Sacks	TFL	QBH	QBP
Jones	15.0	26	31	17
Golden	12.5	20	27	24



Playing a full season together in 2016, the duo helped the Cardinals lead the NFL in sacks (48.0) for just the second time in franchise history (59.0 in 1983). Golden (12.5) and Jones (11.0) both reached double-digit sacks in 2016, marking just the third time in franchise history that Arizona had multiple players record double-digit sacks in a season (1983, 1984).

In 2017, Jones posted a record-breaking campaign in leading the NFL with 17.0 sacks. However, Golden suffered a season-ending knee injury in Week 4 and missed the final 12 games.

WORTH MORE THAN SACKS

The production of Golden and Jones went much deeper than sacks in 2016. They combined for 120 tackles, 31 tackles for loss, 23.5 sacks, five passes defended, eight forced fumbles, three fumble recoveries, 33 QB pressures and 45 QB hits.

According to Stats, INC., there were just two players in the NFL that posted 10.0+ sacks, 15+ tackles for loss and 4+ forced fumbles. Those players were Golden and Jones.

Arizona led the NFL in tackles for loss with 109 in 2016, according to Stats, INC., who listed Jones and Golden as two of just nine players in the NFL who recorded 15+ tackles for loss in 2016. They were the only teammates to land in the top-10 that season.

NFL Leaders - Tackles for Loss (2016)

Rnk	Player (Team)	TFL	Rnk	Player (Team)	TFL
1t	Joey Bosa (SD)	17	6t	Markus Golden (AZ)	16
1t	Lavonte David (TB)	17	6t	Jadeveon Clowney (Hou)	16
1t	Aaron Donald (LA)	17	8t	Chandler Jones (AZ)	15
1t	Cameron Jordan (NO)	17	8t	Ryan Kerrigan (Was)	15
1t	Olivier Vernon (NYG)	17	10t	4 players tied	14

2016: Started all 16 games and finished second on the team with 11.0 sacks while tying for second with 18 tackles for loss ... was his third double-digit sack season in five years in the NFL; along with teammate Markus Golden (12.5), gave Cardinals two players with double-digit sacks for just the third time in franchise history and first time since 1984 ... tied for the team lead and equaled career high with four forced fumbles and added 57 tackles, two fumble recoveries, three passes defended, 22 QB hits and 14 QB pressures ... selected as a Pro Bowl alternate ... in his Cardinals debut against his former team, had a sack and a fumble recovery vs. NE (9/11); recovered a fumble in the second quarter that led to a Cardinals TD and then sacked Jimmy Garoppolo for a five-yard loss in the fourth quarter; totaled five tackles, including one for loss ... had a 10-yard sack on game's final drive vs. TB (9/18); also had one solo tackle for loss and team highs with four QB pressures and four QB hits ... registered a sack for third straight game when he brought down Tyrod Taylor for a two-yard loss in the second quarter @ Buf (9/25); totaled five tackles, including a team-leading three for loss, and added two QB pressures and two QB hits ... notched four solo tackles and a sack vs. LAR (10/2); forced and recovered a fumble by Case Keenum on his third-quarter sack; fourth straight game with a sack made him the first player in team history (joined later in the same game by Markus Golden) with a sack in each of the season's first four games ... posted season-high seven tack-

les, including one for loss @ SF (10/6); also had one pass defended (deflecting pass that was picked off by Calais Campbell) ... sacked Russell Wilson and forced a fumble in the fourth quarter vs. Sea (10/23); also had three solo tackles and three QB hits ... recorded a season-high 2.0 sacks vs. SF (11/13); marked his 11th career multi-sack game and first with Arizona; totaled four tackles, including two for loss, and had three QB hits ... sacked Sam Bradford and forced a fumble that Cardinals recovered in the fourth quarter @ Min (11/20); added five tackles, including two for loss ... registered four tackles and a team-high three for loss @ Mia (12/11) ... recorded 1.5 sacks @ Sea (12/24); totaled five tackles, one for loss, and added three QB pressures and three QB hits ... notched 1.5 sacks for the second straight week @ LAR (1/1/17); marked his third multi-sack game of the season and 13th career; also had two tackles, one for loss, a forced fumble, one pass defended and two QB hits.

2015: Started 15 games and both postseason contests, totaling 44 tackles with 12.5 sacks and four forced fumbles ... also had his first career INT and added one pass defended ... selected to first Pro Bowl in his career ... posted a career-high three sacks in victory @ Buf (9/20); had two sacks in the second quarter and added another in the third quarter, marking his seventh career multi-sack game ... recorded four tackles and 2.5 sacks of Andrew Luck @ Ind (10/18), his second multiple-sack game of the season and eighth of his career ... forced a fumble on a sack of Ryan



Fitzpatrick vs. NYJ (10/25) ... notched his third multi-sack game in the season's first seven games when he had two vs. Mia (10/29) ... had one sack each vs. Was (11/8) and @ NYG (11/15), giving him at least one sack in five consecutive games, the longest streak of his career; also forced a fumble on the sack of Eli Manning against the Giants ... collected his first career INT when he picked off Brock Osweiler in the second quarter @ Den (11/29); led to a TD on the Patriots ensuing possession; also forced a fumble later in the game

... sacked and forced a fumble by Marcus Mariota that was recovered in the end zone for a Patriots TD vs. Ten (12/20); added a second sack in the third quarter for his fourth multi-sack game of the season and the 10th of his career ... inactive (abdomen/toe) for regular season finale @ Mia (1/3/16) ... registered four tackles, a sack of Alex Smith and forced a Knile Davis fumble in Divisional Playoff win vs. KC (1/16/16) ... had one solo tackle in AFC Championship Game @ Den (1/24/16).

A CONSTANT SUPPLY OF PRESSURE

Jones had at least one sack in 13 of 16 games in 2017. He became the first player in franchise history to have a sack in at least 13 games in a single season. No other player in team history had a sack in more than 11 games in a season.

Since individual sacks became an official statistic in 1982, only Demarcus Ware (14 in 2008) had a sack in more games in a season than Jones had in 2017.

NFL Record – Games with 1.0+ Sack (Season)

Rnk	Player (Team)	Games	Year
1	DeMarcus Ware (Dallas)	14	2008
2t	Chandler Jones (Arizona)	13	2017
2t	Justin Houston (Kansas City)	13	2014
4t	J.J. Watt (Houston)	12	2014
4t	Robert Mathis (Indianapolis)	12	2013
4t	Von Miller (Denver)	12	2012
4t	Jared Allen (Minnesota)	12	2011
4t	DeMarcus Ware (Dallas)	12	2011
4t	Michael Strahan (NY Giants)	12	1998
4t	Charles Haley (San Francisco)	12	1990
4t	Bruce Smith (Buffalo)	12	1986
4t	Mark Gastineau (NY Jets)	12	1984

Jones Sacks By Game in 2017

Game	Opp	Yds	Quarterback	Qtr
1	@ Detroit	7	Matthew Stafford	1
2	@ Indianapolis	8	Jacoby Brissett	2
2	@ Indianapolis	9	Jacoby Brissett	4
3	Dallas	9	Dak Prescott	2
5	@ Philadelphia	7	Carson Wentz	1
6	Tampa Bay	5	Ryan Fitzpatrick	3
6	Tampa Bay	2	Ryan Fitzpatrick	4
7	@ LA Rams	7	Jared Goff	2
8	@ San Francisco	4	C.J. Beathard	4
9	Seattle	5	Russell Wilson	3
11	Jacksonville	10	Blake Bortles	2
11	Jacksonville	10	Blake Bortles	2
12	LA Rams	7	Jared Goff	4
13	Tennessee	6	Marcus Mariota	2
14	@ Washington	9	Kirk Cousins	2
16	@ Seattle	6	Russell Wilson	1
16	@ Seattle	3	Russell Wilson	3



Jones has at least one sack in 22 of 32 games played since joining the Cardinals in 2016. No other player in the NFL has a sack in more than 17 games during that span.

NFL Leaders – Games with 1.0+ Sack (2016-17)

Rnk	Player (Team)	Games
1	Chandler Jones (Arizona)	22
2t	Khalil Mack (Oakland)	17
2t	Joey Bosa (LA Chargers)	17
2t	Cameron Wake (Miami)	17
2t	Ryan Kerrigan (Washington)	17



ELITE AT SACKING THE QUARTERBACK

In the two seasons since the Cardinals acquired **Jones** by trading a second round pick to New England Patriots (2016-17), he leads the NFL in both sacks (28.0) and tackles for loss (43) during that span. Jones has four more sacks than any other player in the NFL over the last two seasons.

NFL Leaders – Sacks (2016-17)

Rnk	Player (Team)	Sacks
1	Chandler Jones (AZ)	28.0
2	Ryan Kerrigan (Was)	24.0
3	Von Miller (Den)	23.5
4	Joey Bosa (LAC)	23.0
5	Calais Campbell (Jax)	22.5

NFL Leaders – Tackles for Loss (2016-17)

Rnk	Player (Team)	TFL
1	Chandler Jones (AZ)	43
2	Jadeveon Clowney (Hou)	37
3	Cameron Jordan (NO)	34
4	Aaron Donald (LAR)	32
5	Von Miller (Den)	30

Dating back to his final season with New England in 2015, Jones leads the NFL in sacks (40.5) and is the only player in the NFL that has 11.0+ sacks in each of the last three seasons (12.5 sacks in 2015, 11.0 in 2016 and 17.0 in 2017).



NFL Leaders – Sacks (2015-17)

Rnk	Player (Team)	Sacks
1	Chandler Jones (AZ)	40.5
2	Khalil Mack (Oak)	36.5
3	Von Miller (Den)	34.5
4	Ryan Kerrigan (Was)	33.5
5	Everson Griffen (Min)	31.5

Getting More Than One

The Cardinals season finale in 2017 - when he recorded 2.0 sacks of Seahawks QB Russell Wilson - was Jones' seventh multi-sack (1.5 or more) performance as a member of the Cardinals. Dating back to his rookie season in 2012, only two players in the NFL have more multi-sack performances than Jones (17).

NFL Leaders – Multi-Sack Games (2012-17)

Rnk	Player (Team)	Gms
1	J.J. Watt (Hou)	23
2	Justin Houston (KC)	18
3	Chandler Jones (AZ/NE)	17
4t	Elvis Dumervil (Bal/SF)	16
4t	Cameron Wake (Mia)	16

2014: Played in 10 games (eight starts) and finished with 43 tackles, six sacks, two forced fumbles, a fumble recovery and two passes defended ... also started all three postseason games, recording eight tackles and a sack as the Patriots won Super Bowl XLIX at University of Phoenix Stadium ... had season highs with eight tackles and two sacks and scored his second career TD when he blocked a 48-yard FG attempt and returned it 58 yards for a score @ Min (9/14); marked his second career blocked FG; earned AFC Defensive Player of the Week honors for the first time in his career ... recorded a half-sack @ KC (9/29) ... had five tackles and a sack while forcing and recovering a Kyle Orton fumble @ Buf (10/12) ... added a sack in second straight game vs. NYJ (10/16) ... inactive (hip) the next six games ... returned from injury to record seven tackles, 1.5 sacks and a forced fumble vs. Mia (12/14) ... collected four tackles in Divisional Playoff vs. Bal (1/10/15) ... had one tackle in AFC Championship Game vs. Ind (1/18/15) ... notched three tackles and his first career post-season sack in Super Bowl XLIX victory vs. Sea (2/1/15).

2013: Started all 16 games and had a career-best 82 tackles ... also totaled 11.5 sacks, one forced fumble, a fumble recovery for a TD and a blocked FG ... became first Patriots player with five or more sacks in each of his first two seasons since Chris Slade (1993-94) ... tied for third in the AFC and ranked seventh in the NFL in sacks ... had five tackles and a season-best two sacks vs. NYJ (9/12) ... recorded two half-sacks vs. TB (9/22) ... posted a half-sack @ Cin (10/6) and a full sack vs. NO (10/13) ... totaled a career-high 11 tackles and added two sacks and a forced fumble @ NYJ (10/20); gave him a sack in three straight games and four sacks in two meetings with the Jets ... blocked a 39-yard FG attempt with 2:51 remaining to help preserve New England's victory vs. Mia (10/27) ... totaled four sacks in a three-game span: two vs. Pit (11/3) and one each @ Car (11/18) and vs. Den (11/24); earned AFC Defensive Player of the Month for November with 16 tackles and four sacks in three games ... registered his final sack of the season @ Mia (12/15) ... scored first career TD when he recovered a fumbled shotgun snap in the end zone @ Bal (12/22) ... started Divisional Playoff vs. Ind (1/11/14) and AFC Championship Game (1/19/14) and had three total tackles.



2012: Appeared in 14 games (13 starts) as a rookie and totaled 48 tackles, six sacks, five passes defended and three forced fumbles ... started in his NFL debut @ Ten (9/9) and had six tackles and his first career sack and forced fumble in the game; forced fumble was recovered by fellow rookie Dont'a Hightower and returned for a TD ... had a sack and forced fumble in his second straight game vs. Ari (9/16) ... recorded six tackles and a sack @ Buf (9/30); gave him three sacks in first four career games, the most by a Patriots rookie since Chris Slade had five (1993) ... named NFL Rookie of the Month for September after totaling 19 tackles, three sacks and two forced fumbles in four games ... set season highs with nine tackles and two sacks and added a forced fumble @ Sea (10/14); marked his first career multi-sack game ... collected four tackles and a sack @ StL (10/28) ... suffered ankle injury vs. Ind (11/18) and missed the next two games ... returned for last four games of the season, and capped off regular season with six tackles and two passes defended vs. Mia (12/30) ... started and had two tackles in Divisional Playoff vs. Hou (1/13/13) ... played in AFC Championship Game vs. Bal (1/20/13).

COLLEGE:

Played in 32 games (28 starts) and totaled 147 tackles, 27 tackles for loss, 10.0 sacks, one INT,

five forced fumbles and a fumble recovery ... entered NFL draft following his junior season ... earned first-team All-Big East honors as a junior in 2011 when he made seven starts and had 38 tackles, 7.5 tackles for loss and a career-best 4.5 sacks ... also had two forced fumbles and an INT ... was a second-team all-conference selection as a sophomore after starting all 13 games and recording 57 tackles, 9.5 tackles for loss, four sacks, three forced fumbles and a fumble recovery ... received second-team National All-Freshman honors from Phil Steele in 2009 ... played in all 12 games with eight starts and finished with 52 tackles, 10 tackles for loss and 1.5 sacks ... member of the 2010 Spring Athletic Director's Honor's Roll ... redshirted in 2008.

PERSONAL:

Attended Union-Endicott (NY) High School where he was rated among the top 15 prospects in the state by Scout.com and Super Prep ... earned first-team All-State and all-Metro honors after totaling 75 tackles, seven sacks, two forced fumbles and three fumble recoveries as a senior in 2007 ... also played TE and averaged a team-high 17.4 yards per catch ... has two brothers: Arthur, a defensive tackle currently a free agent, and Jon, a UFC fighter ... majored in Child and Family Studies.

JONES CAREER STATS

Year	Team	GP/GS	Tackles			Sacks		Interceptions					FR	FF	STT
			Solo	Asst	Ttl	Sk	Yds	Int	Yds	Lg	TD	PD			
2012	NE	14/13	24	24	48	6.0	33.0	0	0	0	0	5	0	3	0
2013	NE	16/16	58	24	82	11.5	73.5	0	0	0	0	0	1	1	0
2014	NE	10/8	27	16	43	6.0	49.5	0	0	0	0	2	1	2	0
2015	NE	15/15	31	13	44	12.5	89.5	1	0	0	0	1	0	4	0
2016	Ariz	16/16	43	14	57	11.0	85.5	0	0	0	0	3	2	4	0
2017	Ariz	16/16	56	12	68	17.0	113.0	0	0	0	0	2	0	2	0
Total		87/84	239	103	342	64.0	444.0	1	0	0	0	13	4	16	0

Single Game Highs:

Total Tackles: 11, @ NY Jets, 10/20/13; **Solo Tackles:** 8, @ NY Jets, 10/20/13; **Sacks:** 3.0, @ Buffalo, 9/20/15; **Interceptions:** 1, @ Denver, 11/29/15; **Fumble Recoveries:** 1, four times, last vs. LA Rams, 10/2/16; **Forced Fumbles:** 1, 16 times, last vs. LA Rams, 12/3/17; **TDs:** 2, 58-yard blocked FG return @ Minnesota, 9/14/14; fumble recovery in end zone @ Baltimore, 12/22/13.

Additional Special Teams Statistics:

Blocked Field Goals: 2: @ Minnesota, 9/14/14; vs. Miami, 10/27/13.

JONES POSTSEASON STATS

Year	Team	GP/GS	Tackles			Sacks		Interceptions					FR	FF	STT
			Solo	Asst	Ttl	Sk	Yds	Int	Yds	Lg	TD	PD			
2012	NE	2/1	1	1	2	0.0	0	0	0	0	0	0	0	0	0
2013	NE	2/2	2	1	3	0.0	0	0	0	0	0	0	0	0	0
2014	NE	3/3	7	1	8	1.0	3	0	0	0	0	0	0	0	0
2015	NE	2/2	3	2	5	1.0	3	0	0	0	0	0	0	1	0
Total		9/8	13	5	18	2.0	6	0	0	0	0	0	0	1	0

Postseason Single Game Highs:

Total Tackles: 4, twice, last vs. Kansas City, 1/16/16; **Solo Tackles:** 3, vs. Baltimore, 1/10/15; **Sacks:** 1.0, twice, last vs. Kansas City, 1/16/16; **Forced Fumbles:** 1, vs. Kansas City, 1/16/16.



CHARLES KANOFF

COLLEGE: Princeton
HOMETOWN: Pacific Palisades, CA
DOB: October 6, 1994

HOW ACQUIRED: FA-18

◆ **ROOKIE** ◆

6 | QUARTERBACK | 6-4 | 219

COLLEGE CAREER:

Played 32 games (30 starts) and set school career records for passing yards (7,510) and completions (655) ... completed 655-of-1,015 career pass attempts (65.5%) for 7,510 yards, 43 TDs and 22 INTs ... also rushed for 147 yards and a TD ... set Ivy League and Princeton single-season records with 3,474 passing yards and a 73.2 completion percentage as a senior in 2017 when he was named the Ivy League Offensive Player of the Year and unanimous first-team All-Ivy League selection after starting all 10 games ... completed a school-record 284 passes on 388 attempts for 3,474 yards, a school single-season record 29 passing TDs and only nine INTs in 2017 ... a team tri-captain and a second-team All-Ivy League selection as a junior

in 2016, led Princeton to the league championship ... as a sophomore in 2015, became the first Princeton QB since Chad Roghair (1991) to win his first four career starts, throwing for 2,295 yards and eight TDs.

PERSONAL:

One of the top-ranked dual-threat QBs in the nation by ESPN.com, was a two-time first-team all-league selection at Harvard Westlake (Los Angeles, CA) High School ... named first-team All-CIF as a senior after throwing for 3,400 yards and 38 TDs in 2012 ... totaled 85 TDs (rushing and receiving) during his prep career ... also played volleyball and helped team win CIF championship in basketball ... named a national AP Scholar with distinction and earned CIF Scholar-Athlete award.



CHRISTIAN KIRK

COLLEGE: Texas A&M
HOMETOWN: Scottsdale, AZ
DOB: November 18, 1996

ROUND 2
47th Overall



13 | WIDE RECEIVER | 5-11 | 200

NOTE CARDS

- Selected by the Cardinals in the second round (47th overall) of the 2018 NFL Draft out of Texas A&M. A native of Scottsdale who attended Saguaro High School, Kirk became the first Cardinals draft pick who played high school football in Arizona since the team selected G Deuce Lutui in the second round in 2006.
- Kirk and current Cardinals RB D.J. Foster both attended Saguaro. Kirk was a freshman at Saguaro in 2011 when Foster was a senior. He played at Texas A&M with current Arizona TE Ricky Seals-Jones and CB Brandon Williams.
- During his time at Saguaro, was named an All-American by Under Armour, MaxPreps and PrepStar – and was the Gatorade Player of the Year in Arizona as a senior in 2014. Kirk was named the Arizona Cardinals High School

Player of the Week following the first game of his senior season in 2014.

- In three seasons at Texas A&M, Kirk totaled 234 receptions for 2,856 yards and 26 TDs, 23 rushing attempts for 120 yards, 48 kickoff returns for 1,048 yards and a TD, and 37 punt returns for 814 yards and six TDs.
- Left Texas A&M as the NCAA's career active leader in punt return average (22.0) and punt return TDs (6). Despite playing just three seasons for the Aggies, his six career punt return TDs doubled the previous school career record.
- Despite playing just three seasons, fell just 29 receptions shy of breaking the SEC all-time receptions record (262 by Jordan Matthews) and 19 receptions shy of breaking the Aggies career receptions record (252 by Ryan Swope).

COLLEGE CAREER:

During his three seasons at Texas A&M, started 36 of 39 games played and totaled 234 receptions for 2,856 yards and 26 TDs receiving, 23 rushing attempts for 120 yards, 48 kickoff returns for 1,048 yards and a TD, and 37 punt returns for

814 yards and six TDs ... three-year total added up to 4,838 all-purpose yards and 33 total TDs ... despite playing just three seasons, fell just 29 receptions shy of breaking the SEC all-time receptions record (262 by Jordan Matthews) and 19 receptions shy of breaking the Aggies career



receptions record (252 by Ryan Swope) ... earned first-team All-SEC honors as a return man and as an all-purpose player in both 2016 and 2017 ... also added first-team All-SEC honors as a WR in 2016 ... left Texas A&M as the NCAA's career active leader in punt return average (22.0) and punt return TDs (6) ... his six career punt return TDs doubled the previous school career record ... averaged a TD every 6.2 punt returns during his career ... against New Mexico State in 2016, became the first player in A&M history with two punt return TDs in a game ... only player in Texas A&M history to post consecutive seasons with 80+ receptions, doing so with 80 catches in 2015 and 83 receptions in 2016 ... led the Aggies in receptions in both of those seasons and led the SEC in receptions in 2016.

2017: Served as an offensive captain as a junior, starting all 13 games ... named first team All-SEC as all-purpose and return specialist and tabbed as a second team All-SEC selection at WR ... racked up 919 receiving yards on 71 catches with a career-high 10 receiving TDs ... returned 22 kickoffs for 490 yards and a TD ... returned 10 punts for 191 yards and a TD ... averaged 125.5 all-purpose yards per game ... was the only SEC player to return both a punt and kickoff for a TD in 2017 ... active FBS career leader in punt return average (22.0) ... named SEC Special Teams Player of the Week after returning a kickoff for 100 yards for a touchdown against Arkansas ... also had five catches for 110 yards and two TDs, including the game-winner in OT against the Razorbacks ... in his final game as an Aggie, hauled in 13 catches for 189 yards and three TDs, while also racking up over 200 all-purpose yards against Wake Forest.

2016: Started 12 of 13 games as a sophomore and caught an SEC-leading 83 passes for 928 yards and nine TDs ... led the nation with three punt return TDs ... averaged 21.7 yards on 13 punt returns, which would have led the SEC and the NCAA FBS if he had the requisite 1.2 returns per game ... named third-team All-American by the AP ... picked first-team All-SEC at WR, as a return man and as an all-purpose player ... his 12 total TDs (9 receiving, 3 punt returns) led the team ... finished the season with a team-high 1,418 all-purpose yards ... returned two punts for touchdowns against New Mexico State, a school record and added a TD catch

in the game ... had three 100-yard receiving games, including a season-high 144 yards against Mississippi State ... also posted 237 all-purpose yards against the Bulldogs ... posted his second 200+ all-purpose game with 227 against LSU to go along with two TD receptions.

2015: Started 11 of 13 games played during his record-setting freshman campaign, leading the Aggies in receptions (80), receiving yards (1,009), all-purpose yards (1,789), punt return yards (341), kickoff return yards (385) and total TDs (8) ... among SEC freshmen, led the way in receptions (6.2 per game), receiving yards (77.6 per game), punt return average (24.4), and all-purpose yardage ... in the school freshmen record book, Kirk ranks No. 2 in season receptions, receiving yards and receiving TDs and he owns the freshman record for all-purpose yards ... had over 200 all-purpose yards in three games, including a season-high 255 yards vs. Arkansas ... earned Freshman All-America honors from the Sporting News, first-team All-SEC honors (all-purpose) from the Associated Press, SEC Freshman of the Year (coaches) and SEC Newcomer of the Year (AP) ... in the first game of his freshman season playing against Arizona State, caught six passes for 106 yards and a TD and added a 79-yard punt return TD.

PERSONAL:

Attended Saguaro (Scottsdale, AZ) High School where he was named an All-American by Under Armour, MaxPreps and PrepStar and was the Gatorade Player of the Year in Arizona as a senior in 2014 ... during his senior season, surpassed 3,000 all-purpose yards, including nearly 1,700 as a rusher and 1,200 as a receiver ... scored 25 rushing TDs, 17 receiving TDs, two kick return TDs and returned two INTs for TDs in his final year ... named the Arizona Cardinals High School Player of the Week (Wk 1) in 2014 while playing for the Sabercats ... as a junior, gained more than 2,000 all-purpose yards, including 1,183 receiving yards and 832 rushing yards ... totaled 33 TDs, including 17 as a WR, 13 rushing and three as a returner ... on defense, contributed 55 tackles and two INTs ... majored in University Studies with a concentration in Business at the Mays Business School.

KIRK COLLEGE STATS

Year	GP/GS	No	Receiving				TD	Rushing				
			Yds	Avg	Lg			Att	Yds	Avg	Lg	TD
2015	13/11	80	1,009	12.6	66t		7	11	54	4.9	11	0
2016	13/12	83	928	11.2	69t		9	8	35	4.4	20	0
2017	13/13	71	919	12.9	81t		10	4	31	7.8	28	0
Total	39/36	234	2,856	12.2	81t		26	23	120	5.2	28	0

Year	Punt Returns					Kickoff Returns				
	Att	Yds	Avg	Lg	TD	No	Yds	Avg	Lg	TD
2015	14	341	24.4	79t	2	20	385	19.3	40	0
2016	13	282	21.7	93t	3	6	173	28.8	66	0
2017	10	191	19.1	90t	1	22	490	22.9	100t	1
Total	37	814	22.0	90t	6	48	1,048	21.8	100t	1



ANDY LEE

COLLEGE: Pittsburgh
HOW ACQUIRED: FA-17
YEARS NFL/CARDINALS: 15/2

HOMETOWN: Westminster, SC
DOB: August 11, 1982

2 | PUNTER | 6-1 | 185



PRO BOWL SELECTION: 2007, 2009, 2011

NOTE CARDS

- Three-time Pro Bowl (2007, 2009 and 2011) and four-time All-Pro (2007, 2009, 2011 and 2012) selection is tied for seventh in NFL history in career punting average (46.4), 15th in net punting average (39.6) and eighth in punts inside the 20-yard line (372).
- During his first season with Arizona in 2017, established a franchise single-season record with a 47.3-yard punting average (88 punts for 4,159 yards).
- Owns the franchise single-season record for punting average for both the Cardinals (47.3 yards in 2017) and 49ers (50.9 yards in 2011).
- His 47.3-yard punting average ranked seventh in the NFL in 2017. Has finished in the top-10 in punting average in 11 of his 14 NFL seasons.
- Over the final eight weeks of the 2017 season (Weeks 10-17), ranked second in the NFL with a 48.0-yard punting average, behind only Rams P Johnny Hekker (48.4). In that same span, tied for second in the NFL with 19 punts landed inside the 20-yard line, behind only Ravens P Sam Koch (21).
- In Week 11 of the 2017 season at Houston, matched a single-game franchise record with a career-high six punts downed inside the 20-yard line.
- Appeared in 176 games over 11 seasons (2004-14) with San Francisco, setting franchise records in punts (941), punting yards (43,468), gross average (46.2), and punts inside the 20-yard line (300).
- Led the league in gross (50.9) and net (44.0) averages during the 2011 season, setting a single-season NFL record (since broken) for net punting average.
- Led the NFL with 49 punts of 50 or more yards and 42 punts downed inside the 20-yard line (then-NFL record) during the 2007 season.

PRO CAREER:

Originally selected by the San Francisco 49ers in the sixth round (188th overall) of the 2004 NFL Draft. Re-signed with the club on 3/9/07 (six-year contract) and 5/23/12 (six-year extension). Traded to the Cleveland Browns for a 2017 seventh-round pick on 6/6/15. Traded to the Carolina Panthers for a 2018 fourth-round draft pick on 8/29/16. Released by the Panthers on 9/2/17 and signed a two-year contract with the Cardinals on 9/4/17. Signed a two-year contract extension on 6/14/18 that will keep him in Arizona through the 2020 season.

2017: Played all 16 games for the Cardinals and established a franchise single-season record with a 47.3-yard punting average in 2017 ... ranked second in the league in gross punting average (48.0) and punts inside the 20-yard line (19) over the final eight weeks of the season ... finished his first season in Arizona with 88 punts for a 47.3-yard gross average, a 39.7-yard net average, 29 punts inside the 20-yard line, including a 51-yarder to the Dallas 11-yard line, on six punts vs. Dal (9/25) ... averaged 48.8 yards on six punts, including a 58-yarder to the 49ers 13-yard line to flip the field late in the fourth quarter vs. SF (10/1) ... dropped a 40-yard punt on the Buccaneers one-yard line (downed by Budda Baker), his 350th career punt downed inside the opponent's 20-yard line vs. TB (10/15) ... landed three punts inside the 49ers 20-yard line on 10 attempts - averaging 45.0 yards and netting 43.3 @ SF (11/5) ... matched a single-game franchise record with a career-high six punts inside the 20-yard line, allowing just 1.5 yards per return @ Hou (11/19) ... stopped four of his six punts inside the Jaguars 20-yard line, including

kicks to the four, seven and 10-yard lines, while averaging 45.7 yards per attempt vs. Jax (11/26); held for all four of Phil Dawson's FGs, including his 57-yard game-winner with 0:01 on the clock against the Jaguars ... allowed just 14 return yards and dropped two inside the 20-yard line on six punts vs. Ten (12/10) ... averaged 50.2 yards and netted 46.6 yards on five punts, including a 54-yarder to the Redskins six-yard line and a 62-yarder to the Redskins 12-yard line @ Was (12/17) ... averaged a season-high 53.2 yards per punt and registered a season-long 63-yarder in the season finale win @ Sea (12/31).

2016: Played in nine games and posted a 49.1-yard gross average, 40.4-yard net average, 18 punts inside the 20-yard line, four touchbacks and a franchise-record 76-yarder on 36 punts ... placed on injured reserve on 11/14 after suffering a hamstring injury vs. KC (11/13) ... set single-game team records with a career-best 63.0-yard gross average and a 76-yard punt @ Den (9/8).

2015: Punted 70 times for a 46.7-yard gross average, 40.1-yard net average, 25 punts inside 20-yard line and four touchbacks ... set Browns single-season franchise records in gross and net average ... punted four times with a 51.3 gross average and a 67-yard long punt vs. Oak (9/27) ... dropped three punts inside the Steelers 20-yard line, entering the NFL's all-time top-10 (now has 343) in that category, vs. Pit (11/15).

2014: Averaged 46.8 yards, netted 39.6 yards and landed 28 punts inside the 20-yard line on 72 punts ... averaged more than 50 yards per punt in five games ... dropped four punts inside the 20-yard line and allowed just 12 returns yards on five punts @ StL (10/13) ... punted five times for 272 yards (54.4 average), including a 71-yard season long @ Den (10/19).



LEE BRINGS RECORD BREAKING LEG TO AZ

Just prior to the 2017 season-opener, the Cardinals signed P **Andy Lee**, a three-time Pro Bowler and 14-year NFL veteran. During his first season in Arizona, Lee went on to set a single-season franchise record with a 47.3-yard gross punting average on 88 punts in 2017.

Franchise Record - Gross Punting Average (Season)

Rnk	Player (Season)	Avg.
1	Andy Lee (2017)	47.3
2	Ben Graham (2009)	47.0
3	Dave Zastudil (2012)	46.5
4	Dave Zastudil (2013)	45.7
5	Jerry Norton (1960)	45.6

Lee now owns the franchise single-season record for punting average for both the Cardinals and 49ers (50.9 yards in 2011).

He also matched a single-game franchise record with a career-high six punts downed inside the 20-yard line in Week 11 at Houston, and from Weeks 9-17, Lee's 22 punts inside the 20-yard line ranked second in the NFL.

Lee was one of just three players to land at least six punts inside the 20-yard line in a single game during the 2017 season.

NFL Leaders - Single Game Punts Inside the 20 (2017)

Rnk	Player (Team)	In20	Opponent
1	Matt Haack (Mia)	7	12/3/17 vs. Denver
2t	Andy Lee (AZ)	6	11/19/17 @ Houston
2t	Kevin Huber (Cin)	6	9/14/17 vs. Houston

For his career, Lee has appeared in 217 games with 1,135 punts for 52,666 yards (46.4-yard avg.) and has a 39.6 net average and 372 punts landed inside the 20-yard line. His 46.4-yard career punting average is tied for seventh in NFL history.

NFL History - Career Gross Punting Avg

Rnk	Player (Seasons)	Avg.
1	Shane Lechler*	47.6
2	Johnny Hekker*	47.1
3	Thomas Morstead*	47.0
4	Marquette King*	46.8
5	Brandon Fields	46.7
6	Sam Martin*	46.5
7t	Andy Lee*	46.4
7t	Pat McAfee	46.4
9	Bryan Anger*	46.3
10	Tress Way*	46.2

*Active Player

Lee ranks eighth in NFL history for punts inside the 20 (372).

NFL History - Punts Inside the 20-Yard Line

Rnk	Player (Seasons)	In20
1	Jeff Feagles	554
2	Shane Lechler*	469
3	Brad Maynard	439
4	Dustin Colquitt*	420
5	Craig Hentrich	399
6	Sean Landeta	381
7	Matt Turk	373
8	Andy Lee*	372
9	Donnie Jones*	364
10	Sam Koch*	357

*Active Player

2013: Punted 79 times for 3,804 yards, a 48.2-yard gross average, a 41.7-yard net average and 27 inside the 20-yard line ... posted a 60+ yard punt in six games and did not commit more than one touchback in any game during the season ... recorded a 54.7-yard gross average, 52.0-yard net average and two punts downed inside the 20-yard line on a season-high seven punts @ STL (9/26).

2012: First-team All Pro selection led the NFL with a 43.2-yard net average, marking the fourth-highest single-season total in league history ... dropped 36 punts inside the 20-yard line, third-most in the league ... dropped a season-high four punts inside the 20-yard line in three games - vs. Sea (10/18), vs. Chi (11/19) and @ STL (12/2) - not allowing a touchback in any of those contests ... punted five times for a 56.6-yard gross average, 54.0-yard net average and three downed inside the 20-yard line @ NE (12/16).

2011: First-team All-Pro and Pro Bowl selection led the NFL in both gross (50.9) and net (44.0) average, setting a then-single-season league record in net average ... posted single-game franchise records with a 59.6 gross average and a 54.2 net average vs. Sea (9/11) ... punted nine times for 430 yards, including four inside the 20-yard line @ Det (10/16) ... named NFC Special Teams Player of the Week after punting six times for 285 yards with a 49.5-yard net average and four punts inside the 20-yard line vs. Pit (12/19).

2010: Totaled 91 punts for 4,203 yards (46.2 average), a 38.2-yard net average and 34 inside the 20-yard line ... averaged 53.7 yards and netted 39.3 yards on three punts, including a 60-yard long, vs. Phi (10/10) ... posted season highs with a 53.8 gross average and a 52.0 net average on six punts @ STL (12/26).

2009: Second-team All Pro and Pro Bowl selection ranked second and third in gross average (47.6) and net average (41.0), respectively, in the NFL ... totaled nine punts for 465 yards (51.7 average) and a 40.8-yard net average @ Min (9/27) ... recorded season highs in gross (56.7) and net (53.3) averages on three punts, allowing one return for 10 yards, vs. Ten (11/8).

2008: Punted 66 times for 3,155 yards (47.8 average), 13 inside the 20-yard line and a 39.0 net average ... launched a career-long 82-yard punt, finished the game with five punts for a 54.0-yard gross average and a 46.2 net average, vs. NE (10/5) ... dropped a season-high three punts inside the 20-yard line, averaging 47.3 yards and netting 39.2 yards on six punts, @ Buf (11/30).

2007: First-team All Pro and Pro Bowl selection punted 105 times for 4,968 yards, a 47.3-yard gross average, a 41.0-yard net average and a career-high 42 punts downed inside the 20-yard line (then-NFL record) ... ranked second in the NFL in gross and net punting average ... led the league with 49 punts of 50 or more yards, notching at least one such kick in all but one game ... averaged 57.2 yards, netted 46.0 yards and dropped two inside the 20-yard line on five punts @ Pit (9/23) ... punted a career-high 10 times for 543 yards (54.3 average), a 44.1-yard net average, two downed inside the 20-yard line and a 71-yard long vs. Sea (9/30).

2006: Totaled 81 punts for 3,625 yards (44.8 average), 22 inside the 20-yard line, a 66-yard long and 36.8-yard net average ... averaged 45.0 yards, netted 40.8 yards and dropped two inside the 20-yard line on eight punts @ Sea (12/14) ... downed a season-high four punts inside the 20-yard line on seven punts, allowing just three return yards, @ Den (12/31).

2005: Allowed just three touchbacks on a career-high 107 punts, recording a 41.6-yard gross average, a 36.3-yard net average, a 58-yard long and 15 downed inside the 20-yard line ... landed three inside the 20-yard



line and averaged 43.1 yards on seven punts @ Phi (9/18) ... punted nine times for 369 yards (41.0 average), a 37.8-yard net average, and two downed inside the 20-yard line vs. TB (10/30).

2004: Punted 96 times for 3,990 yards (41.6 average), an 81-yard long, 25 downed inside the 20-yard line and a 35.3-yard net average ... pinned the Seahawks inside the 20-yard line three times on six punts, averaging 42.5 yards and netting 39.0 per punt, @ Sea (11/7) ... averaged 48.3 yards, netted 46.0 yards and landed one inside the 20-yard line on seven punts, including a season-long 81-yarder, @ TB (11/21).

COLLEGE:

Played 47 games during his four-year (2000-03) career at Pittsburgh, where he became the first player to win the Big East Conference Special Teams Player of the Year twice ... two-time (2002-03) All-Big East honoree finished his career with a 42.4-yard gross average with 61 inside the 20-yard line on 244 punts, 28 touchbacks, long of 73 yards and three blocks ... ranked first in school history with 244 punts and second with 10,354 punting yards ... set single-season program records with 77 punts and 3,399 yards in 2003.

PERSONAL:

Attended West Oak (Westminster, SC) High School and majored in economics with a history minor at Pittsburgh ... earned a master's degree in Business Administration from North Carolina ... he and his wife, Rachel, have two

A REMARKABLE 14-YEAR RUN

Lee's 47.3-yard punting average ranked seventh in the NFL in 2017. He has now finished in the top-10 in gross punting average in 11 of his 14 NFL seasons.

In each of the last 11 seasons in which he has qualified for the NFL rankings (did not qualify in 2016 due to injury-shortened season) Lee has ranked in the top-10 in punting average.

Lee's Season-By-Season Punting Average Ranking

Year	Average	NFL Rank
2017	47.3	7th
2016	Injury	-
2015	46.7	8th
2014	46.8	6th
2013	48.2	3rd
2012	48.1	5th
2011	50.9	1st
2010	46.2	5th
2009	47.6	2nd
2008	47.8	3rd
2007	47.3	2nd
2006	44.8	7th
2005	41.6	25th
2004	41.6	20th

sons, Ryan and Adam ... chose to wear #8 after joining the Browns in honor of his late daughter ... given Westminster, SC's key to the city on July 12, 2008, which was declared 'Andy Lee Day' ... first NFL game he ever attended was as a player in 2004 during his rookie season.

LEE CAREER STATS

Year	Team	GP	No	Yds	Avg	Net	TB	In20	Lg	Blk
2004	SF	16	96	3,990	41.6	35.3	8	25	81	0
2005	SF	16	107	4,447	41.6	36.3	3	15	58	1
2006	SF	16	81	3,625	44.8	36.8	9	22	66	0
2007	SF	16	105	4,968	47.3	41.0	13	42	74	0
2008	SF	16	66	3,155	47.8	39.0	9	13	82	1
2009	SF	16	99	4,711	47.6	41.0	8	30	64	0
2010	SF	16	91	4,203	46.2	38.2	12	34	64	0
2011	SF	16	78	3,970	50.9	44.0	9	28	68	1
2012	SF	16	67	3,226	48.1	43.2	4	36	66	0
2013	SF	16	79	3,804	48.2	41.7	9	27	62	0
2014	SF	16	72	3,369	46.8	39.6	7	28	71	1
2015	Cle	16	70	3,270	46.7	40.1	4	25	67	0
2016	Car	9	36	1,769	49.1	40.4	4	18	76	0
2017	Ariz	16	88	4,159	47.3	39.7	8	29	63	0
Total		217	1,135	52,666	46.4	39.6	107	372	82	4

Single Game Highs:

Punts: 10, vs. Seattle, 9/30/07; **Gross Yards:** 543, vs. Seattle, 9/30/07; **Gross Average (min 3 att.):** 63.0, @ Denver, 9/8/16; **Net Average (min 3 att.):** 54.2, vs. Seattle, 9/11/11; **Inside 20:** 6, @ Houston, 11/19/17; **Long Punt:** 82, vs. New England, 10/5/08.

Additional Statistics:

Special Teams Tackles: Career: 7. 2004: 2; 2005: 1; 2006: 1; 2010: 2; 2016: 1.

LEE POSTSEASON STATS

Year	Team	GP	No	Yds	Avg	Net	TB	In20	Lg	Blk
2011	SF	2	18	851	47.3	41.5	1	7	63	0
2012	SF	3	9	443	49.2	41	2	3	62	0
2013	SF	3	9	373	41.4	35.1	1	2	52	0
Total		8	36	1667	46.3	39.8	4	12	63	0

Postseason Single Game Highs:

Punts: 10, vs. New York Giants, 1/22/12; **Gross Yards:** 455, vs. New York Giants, 1/22/12; **Gross Average (min 3 att.):** 53.0, vs. Baltimore, 2/3/13; **Net Average (min 3 att.):** 48.3, @ Atlanta, 1/20/13; **Inside 20:** 4, vs. New Orleans, 1/14/12; **Long Punt:** 63, vs. New Orleans, 1/14/12.

**GREG LITTLE****COLLEGE:** North Carolina**HOW ACQUIRED:** FA-18**YEARS NFL/CARDINALS:** 5/1**HOMETOWN:** Durham, NC**DOB:** May 30, 1989**18 | WIDE RECEIVER | 6-2 | 220****PRO CAREER:**

Selected by the Cleveland Browns in the second round (59th overall) of the 2011 NFL Draft and spent three seasons with the Browns before being released on 5/16/14. Acquired via waivers by the Raiders on 5/19/14. Released on 8/30/14 and signed with the Bengals on 10/14/14. Released on 2/27/15 and re-signed with Cincinnati on 7/30/15. Released on 10/31/15 and signed with Buffalo on 1/12/16. Released on 8/30/16 and spent two seasons out of before signing a one-year contract with the Cardinals on 6/15/18.

2015: Signed with the Bengals one day before players reported to training camp and was inactive for Games 1-6 before being released on 10/31.

2014: Joined the Bengals in Week 7 and played six games (one start), recording six receptions for 69 yards ... secured a season-high three receptions for 42 yards and two first downs vs. Bal (10/26) ... inactive Games 10-12 and 15-16.

2013: Played all 16 games (13 starts) for the third consecutive season and totaled 41 catches for 465 yards and two TDs ... returned seven kickoffs for 151 yards (21.6-yard average) ... gained 71 yards on three receptions, including a season-long 47-yarder vs. Buf (10/3) ... scored a go-ahead TD on a two-yard catch in the second quarter vs. Det (10/13) ... registered a career-high seven receptions for a season-high 122 yards vs. Bal (11/3) ... caught a four-yard TD pass to cap on 80-yard scoring drive on the first possession of the second half vs. Jax (12/1) ... had four receptions for 68 yards, including a 44-yard catch that setup a score on the Browns first offensive possession vs. Chi (12/15).

2012: Started all 16 games and had a team-high 53 receptions for 647 yards and a career-high four touchdowns ... posted five catches for 57 yards and a 24-yard TD reception @ Cin (9/16) ... gained 77 yards on four receptions, including a season-long 43-yard catch during Cleveland's 94-yard scoring drive @ Bal (9/27) ... had six catches for 52 yards and TD @ Ind (10/21) ... caught six passes for 58 yards and one TD @ Den (12/23) ... registered his fourth TD of the season on a seven-yard reception to cap an 80-yard scoring drive, finishing the game with three catches for 38 yards @ Pit (12/30).

2011: Ranked second among NFL rookies with a team-high 61 receptions, trailing only Bengals WR A.J. Green (65), for a career-high 709 yards and two TDs ... totaled the second most receptions by a rookie in Browns history and the fourth most receiving yards by a first-year player since 1970 ... made his first-career start and had three receptions for 24 yards vs. Mia (9/25) ... caught a season-high six passes vs. Ten (10/2), @ Oak (10/16) and vs. StL (11/13), gaining 57 yards against the Titans, 72 yards against the Raiders and 84 yards against the Rams ... had five receptions for 57 yards and his first-career TD @ Cin (11/27) ... gained a career-high 131 yards and had a career-long 76-yard TD reception on five catches @ AZ (12/18).

COLLEGE:

Played 37 games (28 starts) in three seasons (2007-09) at North Carolina, where he recorded 86 receptions for 969 yards with six TDs and 166 carries for 805 yards with six TDs ... also returned 27 kickoffs for 508 yards (18.8-yard average) ... suspended for the 2010 season ... started all 13 games and led the team with 62 receptions (fifth most in school history) for 724 yards with five TDs as a junior in 2009 ... added 166 yards and one TD on 29 carries and led the team with 1,112 all-purpose yards ... played RB and WR as a sophomore and freshman, totaling 339 yards and three TDs on 78 carries and 146 yards on 11 receptions in 2008 ... appeared in 11 games and recorded 13 catches for 99 yards and one TD and 59 carries for 300 yards and two TDs as a freshman in 2007 ... also competed in track and field and basketball ... played 10 games for the 2007-08 Tarheels basketball team that went 36-3, won the ACC Tournament and regular season titles and earned a bid to the Final Four.

PERSONAL:

Played QB, RB, WR, LB and DB at Hillside (Durham, NC) High School, where he was named a USA Today All-American and the 2006 North Carolina Gatorade Player of the Year ... earned all-conference accolades after leading the Hornets to a 10-3 record as a senior in 2006 ... also competed in basketball and track and field ... majored in Communications.

LITTLE CAREER STATS

Year	Team	GP/GS	Receiving		Avg	Lg	TD
			Rec	Yds			
2011	Cle	16/12	61	709	11.6	76t	2
2012	Cle	16/16	53	647	12.2	43	4
2013	Cle	16/13	41	465	11.3	47	2
2014	Cin	6/1	6	69	11.5	21	0
Total		54/42	161	1,890	11.7	76t	8



LITTLE CAREER STATS CONT.

Single Game Highs:

Receptions: 7, vs. Baltimore, 11/3/13; **Receiving Yards:** 131, @ Arizona, 12/18/11; **Receiving TDs:** 1, eight times, last vs. Jacksonville, 12/1/13; **Long Reception:** 76, @ Arizona, 12/18/11; **Long TD Reception:** 76, @ Arizona, 12/18/11.

Additional Statistics:

Rushing: Career: 5-30; 2012: 2-15; 2011: 3-15. **Kickoff Return:** Career: 7-151; 2013: 7-151.

LITTLE POSTSEASON STATS

Year	Team	GP/GS	Receiving		Yds	Avg	Lg	TD
			Rec					
2014	Cin	1/0	0		0	0.0	0	0
Total		1/0	0		0	0.0	0	0



T.J. LOGAN

COLLEGE: North Carolina

HOW ACQUIRED: D5b/17 (179th)

YEARS NFL/CARDINALS: 2/2

HOMETOWN: Greensboro, NC

DOB: September 3, 1994

22 | RUNNING BACK | 5-10 | 195

NOTE CARDS

- The Cardinals second pick of the fifth round (179th overall) in the 2017 NFL Draft, Logan missed his entire rookie season after suffering a wrist injury during the Hall of Fame preseason game.
- Ran the 40-yard dash in 4.37 seconds at the 2017 NFL Combine, making him the fastest

RB at the event and the sixth-fastest player overall.

- As a senior in high school, established NCHSAA records with 510 yards and eight TDs in the state championship game as Northern Guilford completed an undefeated season and won the 3AA title.

PRO CAREER:

Drafted by the Cardinals in the fifth round (179th overall) in the 2017 NFL Draft. Missed all 16 regular games as a rookie after suffering a wrist injury during the preseason.

2017: Missed his rookie season after suffering a dislocated wrist in the preseason Hall of Fame Game vs. Dal (8/3) ... placed on injured reserve on 9/4.

COLLEGE:

During his four seasons at North Carolina, Logan amassed 4,926 all-purpose yards and 27 TDs in 49 games ... rushed for 2,165 yards and 19 TDs on 398 carries (5.4-yard avg.) while adding 663 yards and four TDs on 76 receptions and 2,098 yards and four TDs on 77 kickoff returns ... his 4,926 career all-purpose yards rank fourth in school history while his four career kickoff return TDs established a school career record ... as a senior in '16, appeared in all 13 games (three starts) and finished second on the team with 650 yards and seven TDs on 120 carries (5.4 avg.) ... also had 29 catches for 244 yards and three TDs ... led the team with 1,584 all-purpose yards, averaging 121.8 yards per game, which ranked fifth in the ACC ... ranked first in the ACC and third nationally with a 32.9-yard kickoff return average ... had a 100-yard TD return vs. The Citadel, which was the longest by a Carolina player at Kenan Stadium and the third 100-yard kickoff return in stadium history ... played in all 14 games as a junior in '15, finishing the season with 400 rushing yards and five TDs on 66 carries ... added 11 catches for 151 yards and a TD while averaging 23.4 yards per kickoff return (21 returns for 492 yards) ... scored on

a 46-yard TD reception in the ACC Championship Game against Clemson ... made a career-high nine starts in 13 games played as a sophomore in '14 ... finished the season with 582 rushing yards and three TDs ... also caught 26 passes for 144 yards and returned 16 kickoffs for 205 yards ... appeared in nine games with four starts at running back as a true freshman in '13 ... finished the season with 533 rushing yards and four TDs, averaging 5.7 yards per carry ... also caught 10 passes for 124 yards and added 19 kickoffs for 511 yards and two TDs ... in the Belk Bowl victory over Cincinnati, totaled 201 all-purpose yards and a kickoff return for a TD; had 15 carries for 77 yards, one catch for four yards and three kickoff returns for 120 yards, including the 78-yard TD return.

PERSONAL:

One of the top prep recruits in the nation while at Northern Guilford (Greensboro, NC) High School, Logan was named a PrepStar All-American and was voted the No. 2 overall player in North Carolina by Rivals.com ... earned AP All-State honors and was named North Carolina's AP Player of the Year as a senior in 2012 ... rushed for 5,614 yards and 85 TDs over his final two prep seasons ... in his senior season alone he totaled 3,146 rushing yards and scored 53 TDs despite playing into the fourth quarter just twice ... as senior, also added 25 receptions for 344 yards and six TDs and completed all eight pass attempts for 144 yards ... set NCHSAA records with 510 yards and eight touchdowns in the state championship game as Northern Guilford completed an undefeated season and won the 3AA title ... majored in Exercise and Sports Science.

**PRAISE MARTIN-OGUIKE**

COLLEGE: Temple
HOW ACQUIRED: FA-18
YEARS NFL/CARDINALS: 1/1

HOMETOWN: Woodbridge, NJ
DOB: August 30, 1993

51 | DEFENSIVE END | 6-1 | 256**PRO CAREER:**

Originally signed with Miami as a rookie free agent on 5/5/17. Released on 9/2/17. Signed a future contract with the Cardinals on 1/19/18.

COLLEGE:

Four-year letterman at Temple, where he played 47 games (28 starts) and totaled 124 tackles, 18.5 sacks, one INT, two passes defended, 11 forced fumbles, four fumble recoveries and five blocked kicks ... finished his career ranked #2 among active FBS players with 11 career forced fumbles ... earned second-team All-American Athletic Conference honors as a senior in 2016 after recording 54 tackles, 7.5 sacks, one pass defended, three forced fumbles, two fumble recoveries and a blocked kick in 14 games (11 starts) ... played all 14 games (six starts) as a junior in 2015, posting

30 tackles, four sacks, one INT, three forced fumbles and two blocked kicks ... played all 12 games (11 starts) as a sophomore in 2014, totaling 37 tackles, a team-leading seven sacks, five forced fumbles (fourth most in FBS), one fumble recovery and two blocked kicks ... earned second-team All-AAC honors ... did not play football in 2012-13 ... had three tackles in seven games as a true freshman in 2011.

PERSONAL:

Last name pronounced Martin OH-gwee-kay ... attended Woodbridge (NJ) High School where he earned first-team all-area recognition after totaling 112 tackles, 12 sacks, two INTs and four forced fumbles as a senior in 2010 ... played both LB and TE as a junior in 2009, collecting 90 tackles, two sacks and three blocked kicks ... also participated in basketball and track ... majored in Criminal Justice.

**BENSON MAYOWA**

COLLEGE: Idaho
HOW ACQUIRED: FA-18
YEARS NFL/CARDINALS: 6/1

HOMETOWN: Inglewood, CA
DOB: August 3, 1991

91 | DEFENSIVE END | 6-3 | 265**NOTE CARDS**

■ After spending his first five NFL seasons with Seattle (2013), Oakland (2014-15) and Dallas (2016-17), signed a one-year contract with Arizona on 4/23/18 as a free agent.

■ Entered the NFL with Seattle in 2013 as a rookie free agent out of Idaho. Earned a shot as a tryout player at Seahawks rookie minicamp after attending a regional combine.

PRO CAREER:

Originally entered the NFL with Seattle as a rookie free agent on 5/13/13. Released by Seattle on 8/30/14 and was acquired on waivers by Oakland on 8/31/14. Signed a three-year contract with Dallas on 3/18/16 as a restricted free agent. Released by Dallas on 3/7/18 and signed a one-year contract with Arizona on 4/23/18.

2017: In 14 games played, including two starts, posted a career-high 22 tackles (10 solo), a sack, three tackles for loss and 15 QB pressures during his second season in Dallas ... started in the season opener vs. NYG (9/10) and had a QB hit ... made his second start and finished with four tackles (two solo) @ Den (9/17) ... recorded a tackle, a QB hit and a tackle for loss in a MNF victory @ AZ (9/25) ... totaled four tackles and a QB hit @ Atl (11/12) ... recorded a season-high three solo tackles in a victory @ NYG (12/10) ... registered two tackles, a sack, a QB hit and two tackles for loss vs. Sea (12/24).

2016: Appeared in 13 games and established a career-high with six starts in his first season in Dallas and totaled 16 tackles, a career-high 6.0 sacks, a forced fumble and a fumble recovery ... also established career highs in tackles for loss (9) and QB hits (9) ... posted at least a partial sack in four consecutive games in Weeks 13-16 ... started in the season opener vs. NYG (9/11) and had two tackles and a third quarter sack of Eli Manning on a 3rd-n-11 play that forced a punt ... recovered a fumble by Brian Hoyer late in the fourth quarter vs. Chi (9/25) ... totaled three tackles, two QB hits and his second sack of the season when he took down Andy Dalton in the fourth quarter vs. Cin (10/9) ... began a streak of four consecutive games with at least a partial sack when he totaled two tackles and a sack of Sam Bradford on TNF @ Min (12/1) ... started and had the biggest game of his NFL career on SNF @ NYG (12/11) when he posted a career-high five tackles, a sack, a forced fumble and a tackle for loss against the Giants; sacked Eli Manning and forced a fumble that was recov-



ered by Dallas in the second quarter ... made his second consecutive start and totaled three tackles, a half-sack, a QB hit and two tackles for loss vs. TB (12/18) ... started for the third consecutive game and posted two tackles, a career-high 1.5 sacks and two QB hurries vs. Det (12/26) ... started in the regular season finale @ Phi (1/1/17) and had one tackle ... started in his first career postseason game and recorded one solo tackle in the Divisional round matchup vs. GB (1/15/17).

2015: Played in 12 games with two starts in his second season in Oakland and totaled 17 tackles, four tackles for loss, a sack, four QB hits, a career-high two fumble recoveries and a forced fumble ... missed the first four weeks of the regular season with a knee injury ... made his season debut in Week 5 vs. Den (10/11) and recorded one tackle ... posted two tackles, including one solo, @ SD (10/25) ... finished with a career-high two QB hurries vs. NYJ (11/1) ... recorded two tackles and posted his lone sack of the season when he took down Matthew Stafford on a 3rd-n-8 play in the first quarter @ Detroit (11/22) ... registered three tackles, a QB hit and two tackles for loss in a victory @ Denver (12/13) ... finished with a career-high four solo tackles while also forcing and recovering a fumble late in second quarter which resulted in an Oakland TD on the ensuing possession vs. GB (12/20) ... recovered a fumble for the second consecutive game when he picked up a Stevie Johnson fumble and returned it 40 yards to the Chargers 3-yard line vs. SD (12/24); return set up a Michael Crabtree TD reception on the very next play to give Oakland a 20-17 lead in the fourth quarter.

2014: Appeared in all 16 games and made his first career start in his inaugural season with Oakland ... totaled 15 tackles (10 solo), three tackles for loss, his first career sack and a pass defended, while also contributing two tackles on special teams ... made his Raiders debut and had a special teams tackle on a fourth-quarter outside kick @ NYJ (9/7) ... saw first significant action on defense, recording one tackle for loss vs. AZ (10/19); batted a pass from Carson Palmer on a second-quarter screen pass, his first career pass defended ... made first career start at DE and posted a career-high four tackles (two solo), and a tackle for loss as he helped set the edge for a defense that limited the NFL's sixth-ranked rushing attack to just 1.6 yards per carry

@ Cle (10/26) ... posted two tackles (one solo) and a QB hit vs. Den (11/9) ... registered one solo tackle @ SD (11/16) ... recorded first career sack, dropping Colin Kaepernick for a two-yard loss on a 3rd-n-11 play in the first quarter vs. SF (12/7) ... had a solo tackle on defense vs. Buf (12/21) ... recorded one assisted tackle on defense and also posted a special teams tackle in the season finale @ Den (12/28).

2013: Appeared in the first two games of his rookie season with Seattle and was inactive for the final 14 regular season contests and the postseason ... registered two tackles, including one solo, in his NFL debut @ Car (9/8).

COLLEGE:

Played in 46 career games (14 starts) and had 67 tackles (47 solo), 11.0 sacks, 11 forced fumbles and three fumble recoveries ... started a career-high eight of his 11 games played as a senior in 2012, tallying 22 tackles (13 solo), seven of which were for loss ... added 3.0 sacks, four QB hurries, three forced fumbles and one pass defended ... as a junior in 2011, played in 10 games (six starts) and finished the season with 4.5 tackles for loss and 3.0 sacks, as well as five QB hurries, two forced fumbles and 17 total tackles ... recorded 3.0 sacks, two forced fumbles and two QB hurries vs. Hawaii, all career-highs ... as a sophomore in 2010, played in all 13 games as the Vandals starting rush defensive end and posted a career-high 25 tackles, 6.5 tackles for loss, 4.0 sacks, two passes defended, three forced fumbles and a fumble recovery ... played in 12 games as a true freshman in 2009 and totaled six tackles, two tackles for loss, a sack, two passes defended, three forced fumbles and a fumble recovery.

PERSONAL:

Last name pronounced "may-OH-uh" ... attended Inglewood (CA) High School where he was a first-team all-league choice and a second-team All-California Interscholastic Federation selection ... as a senior in 2008, had 11.0 sacks and 75 tackles ... father, David, moved to U.S. from Nigeria in the mid-1970s and worked until he could afford to move his wife, Eunice, to the States ... mother passed away in 2012 following a battle with cancer ... General Studies major.

MAYOWA CAREER STATS

Year	Team	GP/GS	Tackles			Sacks		Interceptions					FR	FF	ST
			Solo	Asst	Ttl	Sk	Yds	Int	Yds	Lg	TD	PD			
2013	Sea	2/0	1	1	2	0.0	0	0	0	0	0	0	0	0	0
2014	Oak	16/1	10	5	15	1.0	2	0	0	0	0	1	0	0	2
2015	Oak	12/2	11	6	17	1.0	3	0	0	0	0	0	2	1	0
2016	Dal	13/6	6	10	16	6.0	43	0	0	0	0	0	1	1	0
2017	Dal	14/2	10	12	22	1.0	7	0	0	0	0	0	0	0	0
Total		57/11	38	34	72	9.0	55	0	0	0	0	1	3	2	2

Single Game Highs:

Total Tackles: 5, @ New York Giants, 12/11/16; **Solo Tackles:** 4, vs. Green Bay, 12/20/15; **Sacks:** 1.5, vs. Detroit, 12/26/16; **Fumble Recoveries:** 1, three times, last vs. Chicago, 9/25/16; **Forced Fumbles:** 1, two times, last @ New York Giants, 12/11/16; **Passes Defended:** 1, vs. Arizona, 10/19/14.

MAYOWA POSTSEASON STATS

Year	Team	GP/GS	Tackles			Sacks		Interceptions						FR	FF	STT
			Solo	Asst	Ttl	Sk	Yds	Int	Yds	Lg	TD	PD				
2013	Sea	0/0	0	0	0	0.0	0	0	0	0	0	0	0	0	0	0
2016	Dal	1/1	1	0	1	0.0	0	0	0	0	0	0	0	0	0	0
Total		1/1	1	0	1	0.0	0	0	0	0	0	0	0	0	0	

**MATT McCRAVE**

COLLEGE: Kansas State
HOMETOWN: Brownwood, TX
DOB: September 8, 1994

HOW ACQUIRED: FA-18

◆ **ROOKIE** ◆

1 | KICKER | 5-10 | 165

COLLEGE CAREER:

A three-time All-Big 12 performer, became the first kicker in school history with three all-conference honors ... left as the school's all-time leader in career FGs made (57), FG percentage (88.4), consecutive made FGs (16) and PAT percentage (99.3) while tying the Wildcats record for career 50-yard FGs (5) ... his 88.4 FG percentage ranks second in Big 12 history and sixth in NCAA history ... 304 career points rank third in school history and second among kickers and finished his career by making a school-record 105 consecutive PATs ... made 57-of-66 career FG attempts (88.4%) and connected on 133-of-134 PATs ... a Lou Groza Award semifinalist and first-team All-Big 12 selection as a senior in 2017, connected on 21-of-26 FG attempts and 48-of-48 PATs, tying the school single-season record with three FGs of 50+ yards ...

named Freshman All-American and honorable mention All-American in 2014 after connecting on 18-of-19 FG attempts, including 11 FGs of 30 yards ... led the nation in FG percentage (94.7%) as a freshman and shattered KSU's previous freshman record for points in a season with 94 (previous record was 55 by Martin Gramatica) ... part of a 2017 senior class that had a four-year record of 32-20, advanced to four bowl games with two victories.

PERSONAL:

Attended Brownwood (TX) High School where he connected on 7-of-12 FGAs as a senior, including a school-record 52-yarder ... selected to play on Team USA in the 2013 U-19 International Bowl ... graduated with a degree in Marketing in May 2016 and is currently pursuing his MBA.

**AIRIUS MOORE**

COLLEGE: North Carolina State
HOMETOWN: Beavercreek, OH
DOB: November 14, 1995

HOW ACQUIRED: FA-18

◆ **ROOKIE** ◆

50 | LINEBACKER | 5-11 | 230

COLLEGE CAREER:

A three-year starter played 52 games (43 starts) and totaled 267 tackles, 26 tackles for loss, three interceptions and four sacks ... played in more career games than any other player on the 2017 Wolfpack defense and was tied for the most games played on the entire team ... started all 13 games as a senior in 2017 and tied for the team lead with three interceptions to go along with 67 tackles, one tackle for loss and four passes defended ... presented with N.C. State's Bob Warren Award for integrity and sportsmanship following his senior season ... in 2016, ranked third on the team in tackles and second in tackles for loss after collecting 86 tackles, 13.5 tackles for loss, 2.5 sacks and five passes defended ... earned defensive MVP

honors in N.C. State's Independence Bowl victory over Vanderbilt after totaling nine tackles and two sacks ... as a sophomore in 2015, led the team with 77 tackles and finished with eight tackles for loss ... also earned the Bill Cowher Award for Most Valuable Wolfpack linebacker as a sophomore.

PERSONAL:

Appeared on both sides of the ball while playing at Beavercreek (Beavercreek, OH) High School where he tallied 74 tackles, four sacks and one interception in 10 games as a senior ... also saw action at running back where he had 53 carries for 272 yards and six TDs ... took a service trip to Kenya during spring break ... majored in social work.



JONATHAN MOXEY

COLLEGE: Boise State
HOW ACQUIRED: FA-17
YEARS NFL/CARDINALS: 1/1

HOMETOWN: Palm Beach Gardens, FL
DOB: January 14, 1995

25 | CORNERBACK | 5-10 | 188

PRO CAREER:

Signed with Tampa Bay as an undrafted rookie free agent on 5/1/17. Released on 9/2/17 and signed to the Bucs practice squad on 9/3/17. Released on 9/19/17 and signed to the Cardinals practice squad on 12/27/17. Signed a future contract with the Cardinals on 1/2/18.

COLLEGE:

Played in 52 games (38 starts) during his four seasons at Boise State ... started 37 of the final 38 games he appeared in ... recorded 134 tackles and 31 passes defended ... named second team All-Mountain West his senior season after leading the Broncos in passes defended (13) and racking up career-highs with 50 tackles and 4.5 tackles for loss ... as a junior in 2015,

started all 13 games and recorded 39 tackles, two INTs, a team-high 10 passes defended, his first career sack and a fumble recovery ... started 12 of the 14 games he appeared in as a sophomore in 2014, totaling 33 tackles, seven passes defended and an INT ... appeared in 12 games including one start as a freshman in 2013 and totaled 12 tackles.

PERSONAL:

Attended William T. Dwyer (Palmer Beach Gardens, FL) High School where he received honorable mention All-State (7A) honors following his senior season ... as a senior, led a defense that allowed fewer than seven points a game and gave up just 1,047 passing yards in 12 games ... tallied 36 tackles, 13 passes defended and nine INTs as a junior ... majored in General Business.



DANIEL MUNYER

COLLEGE: Colorado
HOW ACQUIRED: FA-16
YEARS NFL/CARDINALS: 2/2

HOMETOWN: Harbor City, CA
DOB: March 4, 1992

62 | OFFENSIVE LINEMAN | 6-1 | 305

PRO CAREER:

Signed with the Kansas City Chiefs as an undrafted rookie free agent on 5/19/15. Released on 9/5/15 and re-signed to practice squad on 9/8/15. Released on 10/13/15. Re-signed to practice squad on 11/30/15 and elevated to active roster on 12/2/15. Released on 12/8/15 and re-signed to practice squad on 12/10/15. Elevated to active roster on 1/5/16. Released on 9/3/16 and re-signed to practice squad on 9/5/16. Released on 9/6/16. Re-signed to practice squad on 9/20/16 and released on 9/24/16. Re-signed to practice squad on 9/27/16 and released on 10/1/16. Signed to Cardinals practice squad on 12/28/16 and signed a future contract on 1/3/17. Re-signed a one-year contract with the Cardinals on 3/22/18.

2017: Played 10 offensive snaps in his Cardinals debut vs. Dal (9/25) ... active but did not play in four games and inactive in three others ... placed on injured reserve (toe) on 11/6.

2015: Played in one regular season game and one playoff game with Chiefs ... began season on practice squad before being released on 10/13 ... re-signed to practice squad on 11/30 and elevated to active roster on 12/2 ... made NFL debut on special teams @ Oak (12/6) ... released on 12/8 and re-signed to practice squad on 12/10 ... elevated to active roster on 1/5/16 and saw action at center late in Wild Card game win

@ Hou (1/9/16) ... DNP in Divisional Playoff @ NE (1/16/16).

COLLEGE:

Played in 43 games (39 starts), including 36 consecutive starts over his final three seasons ... started all 12 games at right guard as a senior in 2014, earning honorable mention All-Pac-12 and first-team All-Colo-rado honors from the National Football Foundation ... led team with 51 knockdown blocks ... started all 12 games at right guard as a junior and tied for team led with six direct TD blocks ... earned honorable mention All-Pac-12 after starting all 12 games as a sophomore ... made six starts at right guard and six at center due to injuries ... appeared in seven games (three starts) as a redshirt freshman in 2011 ... redshirted in 2010.

PERSONAL:

Graduated from Notre Dame (Los Angeles, CA) High School where he earned All-State, all-area, all-league and all-conference honors as a senior ... was a three-year starter on the offensive line and started one season as a defensive lineman ... helped the team to a 28-7 record in his career and a league championship as a senior ... earned All-State and all-league honors as a junior when team went undefeated in the regular season ... also lettered in track and field ... earned degree in Communications.



MUNYER CAREER STATS

Year	Team	GP/GS
2015	KC	1/0
2017	Ariz	1/0
Total		2/0

MUNYER POSTSEASON STATS

Year	Team	GP/GS
2015	KC	1/0
Total		1/0



J.J. NELSON

COLLEGE: Alabama-Birmingham
HOW ACQUIRED: D5b/15 (159th)
YEARS NFL/CARDINALS: 4/4

HOMETOWN: Midfield, AL
DOB: April 24, 1992

14 | WIDE RECEIVER | 5-10 | 160

NOTE CARDS

- Selected by the Cardinals with their second pick in the fifth round (159th overall) of the 2015 NFL Draft, Nelson played in 42 games (13 starts) and recorded 74 receptions for 1,375 yards and 10 TDs in his first three seasons. Has also rushed for 120 yards and a TD on eight carries.
- His average of 18.6 yards per catch is the best in the NFL over the last three seasons (2015-17) for players with at least 50 receptions.
- In Week 2 of the 2017 season at Indianapolis, Nelson caught five passes for 120 yards (24.0 avg.) and a TD in the OT victory. The performance earned him NFC Offensive Player of the Week honors for the first time in his career.
- In 2016, played in 15 games (six starts) and surpassed his rookie numbers in every category, catching 34 passes for 568 yards and tying for the team lead with six receiving TDs. All seven of his TDs (six receiving, 1 rushing) came in the final nine games of the season.
- In Week 14 of the '16 season at Miami, had a 56-yard TD run and an eight-yard TD catch. Became first Cardinals WR since Mal Kutner (10/24/48 vs. Boston) with both a rushing and receiving TD in the same game.
- His 80-yard TD catch at Seattle in Week 16 of the 2016 season was the longest TD reception ever by a Seahawks opponent at CenturyLink Field (which opened in 2002).
- Played in 11 games (two starts) as a rookie in 2015 and caught 11 passes for 299 yards (team-high 27.2 avg.) and two TDs. Seven of Nelson's 11 receptions in 2015 went for 20+ yards.
- Was the fastest player at the 2015 NFL Combine, running the 40-yard dash in 4.28 seconds.

PRO CAREER:

The second of the Cardinals two fifth-round selections (159th overall) in the 2015 NFL Draft, Nelson played in 42 games (13 starts) during his first three seasons with the Cardinals.

2017: Played all 16 games for the first time in his career and totaled 29 receptions for 508 yards (17.5-yard average) and two TDs ... had five receptions for 43 yards and one TD, which capped a 10-play, 75-yard Cardinals scoring drive in the season-opener @ Det (9/10) ... led all NFL players in Week 2 with 120 receiving yards on five receptions, including a 45-yard TD catch with 7:38 remaining in regulation @ Ind (9/17); earned NFC Offensive Player of the Week for his effort against the Colts, becoming the third WR in team history to receive the honor (Roy Green and Larry Fitzgerald) ... had four receptions (28, 19, 18 and 15 yards) for 80 yards and a 14-yard

rush @ Phi (10/8) ... recorded 26 and 32-yard receptions, each coming on Cardinals scoring drives vs. LAR (12/3) ... gained 26 yards and two first downs on two receptions vs. Ten (12/10) ... pulled down a season-long 46-yard reception and rushed for a seven-yard gain @ Was (12/17).

2016: Played in 15 games with six starts and tied for the team lead with six TD catches, totaling 34 receptions for 568 yards to surpass his rookie season numbers in all three categories ... also ran for 83 yards on four carries, including a 56-yard TD, and returned two kickoffs for 53 yards ... suffered a shoulder injury in the season opener vs. NE (9/11) ... inactive (shoulder) vs. TB (9/18) ... hauled in a 24-yard reception along the sideline on go-ahead FG drive in the third quarter vs. LAR (10/2) ... saw increased snaps with John Brown injured and had three catches for 84 yards, including a 40-yarder in OT vs. Sea (10/23) ... recorded



first career multi-TD game with two TD receptions @ Car (10/30); totaled a career-high eight receptions for 79 yards in his first start of the season ... hauled in 42-yard TD catch with just under two minutes left in the game to extend Cardinals lead to 31-23 vs. Was (12/4) ... scored two TDs @ Mia (12/11), the first a 56-yard run in the first quarter and the second an eight-yard reception in the fourth quarter that helped tie the game; marked longest TD run by a Cardinals WR since Bobby Joe Conrad had a 56-yarder on 9/27/59 vs. Washington; became first Cardinals WR since Mal Kutner (10/24/48 vs. Boston) to post a rushing TD and receiving TD in the same game ... caught five passes for 38 yards vs. NO (12/18), including a 10-yard TD reception ... had a season-best 132 yards on three catches, including a career-long 80-yard TD in the second quarter @ Sea (12/24); marked sixth TD reception of the season (all in span of eight games); gave him a TD catch in four straight games ... had a team-high 75 yards on four catches @ LAR (1/1/17), including a 32-yard reception on 4th-n-4 in third quarter that led to a TD.

2015: Played in 11 games (two starts) and caught 11 passes for 299 yards and two TDs, leading the team with a 27.2-yards per catch average ... added three catches for 33 yards along with 56 yards on three kick returns in two playoff games ... made NFL debut and returned two punts for 15 yards vs. NO (9/13) ... had one special teams tackle @ Chi (9/20); left the game with a shoulder injury ... inactive (shoulder) the next three games ... inactive @ Pit (10/18) ... with John Brown not playing due to injury, made first career start and had three receptions for 70 yards @ Cle (11/1); first career catch was a 38-yarder on opening drive that helped set up a TD five plays later ... had a breakout performance on Sunday Night Football with four catches for game-high 142 yards and a TD vs. Cin (11/22); 64-yard TD in the third quarter tied the game at 14-14 and was his first career score and a season-long reception; converted a 3rd-n-14 with a 36-yard catch and a 3rd-n-16 with a 23-yard catch; had 19-yard reception on the first play of game-winning FG drive with less than a minute remaining ...

had two catches for 53 yards @ SF (11/29), including a 34-yard reception that put the Cardinals at the 1-yard line on the game-winning TD drive ... caught two passes for 53 yards and a 22-yard TD on the game-opening possession @ StL (12/6) ... had an eight-yard reception in Divisional Playoff vs. GB (1/16/16) ... caught two passes for 25 yards in NFC Championship Game @ Car (1/24/16).

COLLEGE:

Appeared in 46 games (22 starts) and finished his college career with 116 receptions for 2,273 yards and 20 TDs ... on special teams, had 76 kickoff returns for 1,932 yards and five TDs and returned 35 punts for 375 yards and a TD ... also ran the ball 18 times for 90 yards and a TD ... 20 career receiving TDs tied for third-most in Blazers history ... scored 27 TDs (20 receiving/5 kick returns/1 punt return/1 rushing) during his career ... of his 27 career TDs, 19 of them were plays of more than 40 yards ... ranks first all-time in school history for all-purpose yards with 4,670 ... had five career kickoff return TDs in career to rank third all-time in Conference USA history ... appeared in all 12 games with a career-high 11 starts and became UAB's first Walter Camp first-team All-American as a senior ... led the country with a 38.3-yard kickoff return average and four kickoff return TDs ... also led the nation in combined kick return (kickoffs and punts) yardage ... named first-team All-American by USA Today and CBSSports.com ... JET Award recipient as Most Valuable Kick Returner of the Year, named for former Nebraska Heisman Trophy winner Johnny Rodgers ... finished the season with 22 kickoff returns for 843 yards and four TDs ... ranked 10th in the nation in all-purpose yards (1,820) and averaged 151.7 all-purpose yards per game ... had three 100-yard receiving games to increase his career total to 11 ... led Blazers in receptions (42), receiving yards (846) and receiving TDs (8) while averaging 20.1 yards per catch as a junior ... earned second-team All-Conference USA honors ... ranked second in C-USA in receiving yards per game and all-purpose yards, sixth in scoring and seventh in receptions ... tied for C-USA lead as he registered four 100-yard receiving games ... returned a

A BIG PLAY THREAT

WR J.J. Nelson - the fastest player at the 2015 NFL Combine (4.28 seconds in 40-yard dash) - proved capable of making big plays during his first three seasons in the NFL (2015-17).

In that time, he recorded 74 receptions for 1,375 yards with Arizona. Dating back to the beginning of his rookie season in 2015, his average of 18.6 yards per reception is the highest in the NFL (min. 60 receptions).

NFL Leaders - Yards/Reception (2015-17)

Rnk	Player (Team)	Avg.	Rec	Yds
1	J.J. Nelson (AZ)	18.6	74	1,375
2	Rob Gronkowski (NE)	16.9	166	2,800
3	Tyrell Williams (LAC)	16.5	114	1,877
4t	T.Y. Hilton (Ind)	16.3	217	3,538
4t	Sammy Watkins (LAR/Buf)	16.3	127	2,070



Of Nelson's 11 career TD receptions, five have covered 30+ yards - including three of 50+ yards. His 80-yard TD catch at Seattle in Week 16 of the 2016 season remains the longest TD reception ever by a Seahawks opponent at CenturyLink Field (which opened in 2002).

Nelson caught five passes for 120 yards (24.0 avg.) and a TD in an OT victory over the Colts in Week 2. That performance earned Nelson NFC Offensive Player of the Week honors for the first time in his career.



kickoff 97 yards for a TD vs. Troy and a punt 63 yards for a TD vs. Northwestern State ... had 367 all-purpose yards (highest total in NCAA) in the season opener at Troy ... ranked No. 10 nationally in all-purpose yards ... played in all 12 games with four starts for the Blazers as a sophomore and finished with 22 receptions for 414 yards and tied for the team lead with four TDs ... his 18.8-yards per catch average was a team high ... appeared in all 12 games as a freshman, seeing significant action at WR and also as a kick returner ... had 17 receptions for 358 yards with a team-leading four TDs ... also led team in average yards per catch (21.1) and had team-high 24 kickoff returns for 422 yards (17.6 avg.) ... redshirted in 2010.

PERSONAL:

Attended Midfield (AL) High School where he led the team to the state Class 4A semifinals after finishing 11-2 during his senior season ... recorded 55 receptions for 1,049 yards, 214 yards rushing, five INTs and 19 TDs ... named The Birmingham News Metro-West Player of the Year ... selected to The Birmingham News All-Metro West Offensive Team ... named to the ASWA first-team All-State ... two-time Class 4A state champion in the 100 meters and also captured the 200-meter title ... was also a highly regarded basketball player for Midfield, earning team MVP and all-region honors ... two-year letter winner in track and field and basketball ... majored in Communications Management.

NELSON CAREER STATS

Year	Team	GP/GS	Receiving		Avg	Lg	TD	STT
			Rec	Yds				
2015	Ariz	11/2	11	299	27.2	64t	2	1
2016	Ariz	15/6	34	568	16.7	80t	6	0
2017	Ariz	16/5	29	508	17.5	46	2	0
Total		42/13	74	1,375	18.6	80t	10	1

Single Game Highs:

Receptions: 8, @ Carolina, 10/30/16; **Receiving Yards:** 142, vs. Cincinnati, 11/22/15; **Receiving TDs:** 2, @ Carolina, 10/30/16; **Long Reception:** 80t, @ Seattle, 12/24/16; **Long TD Reception:** 80, @ Seattle, 12/24/16.

Additional Statistics:

Rushing: Career: 8-120-1 TD; **2017:** 3-37; **2016:** 4-83-1 TD. **Kickoff Returns:** Career: 2-53; **2016:** 2-53. **Punt Returns:** Career: 4-13; **2015:** 4-13.

NELSON POSTSEASON STATS

Year	Team	GP/GS	Receiving		Avg	Lg	TD	STT
			Rec	Yds				
2015	Ariz	2/0	3	33	11.0	15	0	0
Total		2/0	3	33	11.0	15	0	0

Postseason Single Game Highs:

Receptions: 2, @ Carolina, 1/24/16; **Receiving Yards:** 25, @ Carolina, 1/24/16; **Long Reception:** 15, @ Carolina, 1/24/16.

Additional Postseason Statistics:

Kickoff Returns: Career: 3-56; **2015:** 3-56.

CARDINALS PLAYER OF THE MONTH & ROOKIE OF THE MONTH SELECTIONS

The Cardinals have had 10 NFC Player of the Month selections since the award began in 1986. The most recent selection was LB Chandler Jones as Defensive Player of the Month in December 2017.

Month, Year	Player (Award)	Month, Year	Player (Award)
October, 1988	QB Neil Lomax (Offensive)	November, 2011	CB Patrick Peterson (Special Teams)
November, 1996	QB Boomer Esiason (Offensive)	December, 2014	CB Justin Bethel (Special Teams)
November, 2001	S Kwamie Lassiter (Defensive)	November, 2015	S Tyrann Mathieu (Defensive)
October, 2005	K Neil Rackers (Special Teams)	October, 2016	RB David Johnson (Offensive)
December, 2005	K Neil Rackers (Special Teams)	December, 2017	LB Chandler Jones (Defensive)

In addition, six different Cardinals have been named NFL Rookie of the Month a total of seven times. RB David Johnson was the most recent winner, as he was honored with the NFL Offensive Rookie of the Month award for December 2015/January 2016.

Month, Year	Player (Award)	Month, Year	Player (Award)
September, 1996	DE Simeon Rice (Defensive)	December, 2008	CB Dominique Rodgers-Cromartie (Defensive)
November, 1997	QB Jake Plummer (Offensive)	October, 2013	S Tyrann Mathieu (Defensive)
September, 2003	WR Anquan Boldin (Offensive)	Dec., 2015/Jan. 2016	RB David Johnson (Offensive)
November, 2003	WR Anquan Boldin (Offensive)		



DEATRICK NICHOLS

COLLEGE: South Florida
HOMETOWN: Miami, FL
DOB: June 8, 1994

HOW ACQUIRED: FA-18

◆ **ROOKIE** ◆

39 | CORNERBACK | 5-10 | 189

COLLEGE CAREER:

Appeared in 50 games (39 starts) in four seasons, starting all 38 games over his final three years ... prior to his senior year in 2017, named to the Bednarik Award, Jim Thorpe Award and Nagurski Award watch lists ... finished his career with 175 tackles (136 solo), 11 INTs (third most in school history), 24 passes defended, three forced fumbles, one fumble recovery, one sack and 14.5 tackles for loss ... three-time All-American Athletic Conference selection, earning first-team honors in 2015 and 2017 and second-team honors in 2016 ... as a senior in 2017, started all 12 games and was a first-team All-AAC selection after totaling 56 tackles (44 solo), three INTs, four tackles for loss, a team-leading 12 passes defended and a forced fumble ... as a junior in 2016, started all 13 games and was a second-team All-AAC selection ... totaled 49 tackles (37 solo), a team-leading four INTs, two tackles for loss, 11 passes defended and led the team with seven passes defended ... as a sophomore in 2015, started all 13 games and collected 62 tack-

les (48 solo) and 8.5 tackles for loss ... earned first-team all-conference honors and received the team's Most Improved Player award ... recorded a team-high four INTs and added five passes defended, a team-best two forced fumbles, one fumble recovery and a sack ... ranked fifth in the AAC in INTs (four) and 14th in passes defended (eight) ... appeared in 12 games (one start) as a true freshman in 2014.

PERSONAL:

First name pronounced "DEE-trick" ... attended Miami Central (FL) High School ... rated as a three-star recruit by Rivals and was No. 69 on the Florida High School Football Class of 2014 Top 150 list ... had 105 tackles, 12 INTs and two forced fumbles in his high school career ... played for one of the most successful programs in Florida as Miami Central won its second straight state championship in 2013 and third in the past four years while advancing to four consecutive state finals ... also ran track, posting a 10.63 in the 100 meters and 22.07 in the 200.



ROBERT NKEMDICHE

COLLEGE: Mississippi
HOW ACQUIRED: D1/16 (29th)
YEARS NFL/CARDINALS: 3/3

HOMETOWN: Loganville, GA
DOB: September 19, 1994

90 | DEFENSIVE TACKLE | 6-4 | 296

NOTE CARDS

- The Cardinals first-round selection (29th overall) in the 2016 NFL Draft, appeared in 17 games over his first two NFL seasons.
- Scored the first TD of his NFL career in the Cardinals shutout victory over the Giants in Week 16 of the 2017 season. Returned an Eli Manning fumble 21 yards for a score, marking his first TD since scoring on a one-yard TD run during his junior season at Mississippi in 2015.
- Two-time first-team All-SEC selection and a two-time second-team All-America pick while at Mississippi. Also appeared on offense and scored three offensive TDs in 2015, two rushing TDs and a 31-yard receiving TD.
- In his spare time, Nkemdiche likes to play the saxophone and bass guitar. He was invited to play saxophone in a band at Ground Zero, a club owned by actor Morgan Freeman.

PRO CAREER:

The Cardinals first-round selection (29th overall) in the 2016 NFL Draft, Nkemdiche appeared in 17 games during his first two NFL seasons.

2017: Played 12 games and totaled 12 tackles, three tackles for loss, one fumble recovery (returned for his first-career NFL TD), a forced fumble, four QB pressures and two QB hits for the NFL's sixth ranked defense ... notched a career-high two tackles, dropping RBs Todd Gurley and Malcolm Brown for losses @ LAR (10/22) ... posted one tackle, stopping 49ers RB Carlos Hyde for no gain @ SF (11/5) ... registered two tackles, one for loss

and a QB pressure @ Hou (11/19) ... part of a defensive line rotation that held the NFL's No. 1 rushing attack (160.6 ypg) to 91 yards on the ground vs. Jax (11/26) ... notched a tackle and QB hit for a defense that held the Titans to 204 total net yards (fewest by any opponent in 2017) vs. Ten (12/10) ... returned an Eli Manning fumble – forced by Deone Bucannon – 21 yards for his first career TD on the first play of the fourth quarter in the shutout win vs. NYG (12/24); it marked his first TD since rushing for a one-yard score vs. Vanderbilt (9/26/15) ... tackled Seahawks QB Russell Wilson during a handoff attempt, forcing a fumble in the season finale win @ Sea (12/31).



2016: Played in five games and had three tackles, a pass defended, one QB hit and one QB pressure ... inactive for 10 games and DNP in one other ... made NFL debut and had his first career tackle vs. NE (9/11) ... inactive (ankle) for two games ... inactive the next two games ... recorded one pass defended and a QB hit vs. NYJ (10/17) ... DNP vs. Sea (10/23) ... assisted on one tackle @ Car (10/30) ... inactive the next five games ... had one tackle and a QB pressure vs. NO (12/18) ... inactive (ankle) @ LAR (1/1/17).

COLLEGE:

A two-time first-team All-SEC selection and a two-time second-team All-American, started 34 of the 35 games he appeared in during his three seasons with the Rebels ... declared for draft following his junior season ... recorded 98 tackles, 7.0 sacks, 19 tackles for loss and five passes defended ... also appeared on offense, rushing nine times for 34 yards and catching one pass for 31 yards ... a second-team All-America selection as a junior in 2015, a finalist for the Paul Hornung Award (nation's most versatile player) and a semifinalist for both the Rotary Lombardi Award and Chuck Bednarik Award (nation's top defensive player) ... first defensive lineman to be named a finalist for the Hornung Award ... started at defensive tackle in all 11 games he played and finished third on the team with seven tackles for loss while tying for third with three sacks ... helped Ole Miss rank in the top three among SEC teams in tackles for loss (8.1/game), INTs (15) and takeaways (23) ... scored three offensive TDs in 2015, two rushing TDs and a 31-yard receiving TD, and blocked a field goal on special teams ... had perhaps the finest outing of his career against eventual National Champion Alabama with six tackles (three solo), a career-high 2.5 tackles for loss and a half-sack; named SEC Defensive Player of the Week and National Defensive Player of the Week for the performance ... an All-America second-team selection as a sophomore in 2014 ... started every game at DT and totaled 35 tackles with four tackles for loss, two sacks and a pass defended ... was a Rotary Lombardi Award Semifinalist and was also named to the Chuck Bednarik

Award Watch List ... helped Ole Miss lead the nation in scoring defense (16.0 ppg) and lead the SEC in tackles for loss (7.6 per game) ... started 10 of the 11 games he appeared in as a true freshman in 2013 (six starts at DE and four starts at DT) and was named first-team Freshman All-American by College Football News and SEC All-Freshman by the league's coaches ... posted 34 tackles (25 solo), two sacks, two passes defended and three QB hurries on the year ... also finished third on the team with eight tackles for loss ... ranked second among SEC freshmen with 0.73 tackles for loss per game ... also rushed five times for 32 yards as a running back and converted a first down on a fake punt with an 11-yard run.

PERSONAL:

Last name pronounced "kim-DEE-chee" ... the consensus No. 1 overall recruit and top defensive end in the nation coming out of Grayson (Loganville, GA) High School, Nkemdiche was a USA Today, MaxPreps and SuperPrep All-America selection as a senior ... a three-time All-State selection, totaled 41 sacks in his high school career ... named the Gwinnett Daily Post County Defensive Player of the Year as a senior after recording 59 tackles, 12 tackles for loss and seven sacks to help Grayson win the Region 8-6A championship ... also rushed for 235 yards and 10 TDs on offense ... named the All-Class Player of the Year and Gwinnett Daily Post County Defensive Player of the Year as a junior when he led Grayson to a 15-0 record, Class 5A state title and a No. 4 national ranking by USA Today ... posted 59 tackles and 18 sacks as a junior while rushing for 528 yards and 17 TDs ... played in the AT&T Georgia Junior Bowl ... parents, Beverly and Sunday, are Nigerian immigrants; Sunday is a cardiologist and Beverly is a politician in Nigeria, representing the city of Onitsha in the legislature ... brother, Denzel, played linebacker and was his teammate at Mississippi ... adopted four kittens from the Humane Society during the 2017 season and has become a regular visitor to the Bottle Baby Kitten ICU, where he bottle feeds foster kittens ... General Studies major.

NKEMDICHE CAREER STATS

Year	Team	GP/GS	Tackles			Sacks		Interceptions					FR	FF	STT
			Solo	Asst	Ttl	Sk	Yds	Int	Yds	Lg	TD	PD			
2016	Ariz	5/0	1	2	3	0.0	0	0	0	0	0	1	0	0	0
2017	Ariz	12/0	7	5	12	0.0	0	0	0	0	0	0	1	1	0
Total		17/0	8	7	15	0.0	0	0	0	0	0	1	1	1	0

Single Game Highs:

Total Tackles: 2, three times, last @ Seattle, 12/31/17; **Solo Tackles:** 2, @ LA Rams, 10/22/17; **Passes Defended:** 1, vs. NY Jets, 10/17/16; **Fumble Recoveries:** 1, vs. NY Giants, 12/24/17; **Forced Fumbles:** 1, @ Seattle, 12/31/17; **Defensive TDs:** 1, 21-yard fumble return, vs. NY Giants, 12/24/17.



OWEN OBASUYI

COLLEGE: Hampton
HOMETOWN: Virginia Beach, VA
DOB: May 7, 1996

HOW ACQUIRED: FA-18

◆ **ROOKIE** ◆

97 | DEFENSIVE TACKLE | 6-4 | 308

COLLEGE CAREER:

Played in 41 career games, collecting 144 tackles, 30 tackles for loss, 14 sacks, and eight forced fumbles ... as a senior in 2017, led Hampton with seven sacks and 12.5 tackles for a loss to go along with 45 tackles ... his seven sacks ranked fourth in the Mid-Eastern Athletic Conference ... as a junior in 2016, appeared in nine games and finished with 41 tackles and two sacks ... played in 10 games for the Pirates as a sophomore in 2015, totaling 22 tackles, three sacks, 5.5 tackles for loss, a forced fumble and a fumble recovery ... played in 10 games (seven starts) as a true freshman in 2014, recording 36 tackles, six tackles for loss and two sacks.

PERSONAL:

Last named pronounced "oh-bah-SO-ee"... attended Landstown (Virginia Beach, VA) High School where he was named first-team All-Beach District and second-team All-Tidewater after recording 80 tackles, 16 sacks and six forced fumbles as a senior ... earned first-team honors as a defensive lineman as a junior after producing 40 tackles, eight sacks, and three forced fumbles ... also lettered in basketball as a junior and senior ... majored in Business Management.



MATTHEW OPLINGER

COLLEGE: Yale
HOMETOWN: Summit, NJ
DOB: February 23, 1996

HOW ACQUIRED: FA-18

◆ **ROOKIE** ◆

49 | LINEBACKER | 6-2 | 250

COLLEGE CAREER:

Played 40 games and recorded 198 tackles, 37 tackles for loss, 21.5 sacks (third most in program history), one INT and one forced fumble ... named Ivy League Defensive MVP and was a Buck Buchanan Award Finalist for FCS Defensive Player of Year after collecting a career-high 11.5 sacks and a team-best 14.5 tackles for loss as a senior in 2017 ... also earned first-team All-Ivy League and All-American honors ... received honorable mention All-Ivy League recognition with 43 tackles, one sack, eight tackles for loss and three pass breakups as a junior in 2016 ... earned honorable mention All-Ivy League honors after posting a career-high 65 tackles, five sacks, seven tackles for loss, one forced fumble and six passes defended as a sophomore in 2015 ... honored with the Charles Loftus Award for the most valuable freshman at Yale in 2014.

PERSONAL:

Captained the football and track teams at Delbarton (Morristown, NJ) High School where he was a 10-time letterman in football (three), track (four) and lacrosse (three) ... earned Maxwell Player of the Year, Daily Record Player of the Year and first-team all-state honors after totaling 130 tackles, 20 tackles for loss, seven interceptions, 17 TDs and 1,200 receiving yards as a senior in 2013 ... helped lead the Green Wave to three conference championships and two state finals in football and two conference titles in lacrosse ... also received all-county honors in track ... brother, Justin, played linebacker at Yale and sister, Lauren, played ice hockey at Holy Cross ... had a summer job with Franklin Templeton as an analyst researching oil companies ... Oplinger family has fostered children in need of surgeries through the Healing the Children program ... majored in Economics.



VINSTON PAINTER

COLLEGE: Virginia Tech**HOW ACQUIRED:** FA-17**YEARS NFL/CARDINALS:** 4/2**HOMETOWN:** Norfolk, VA**DOB:** October 11, 1989**78 | OFFENSIVE LINEMAN | 6-4 | 318**

PRO CAREER:

Originally drafted by the Denver Broncos in the sixth round (173rd overall) of the 2013 NFL Draft. Released by the Broncos on 8/31/13 and signed to the team's practice squad on 9/1/13. Elevated to Denver's active roster on 1/14/14. Released on 8/30/14 and signed to the Broncos practice squad on 8/31/14. Signed to the Browns active roster from the Broncos practice squad on 9/2/14. Released by the Browns on 9/5/15 and signed to the Giants practice squad on 9/16/15. Released by the Giants on 9/29/15 and signed to the Dolphins practice squad on 10/6/15. Re-signed with Miami on 1/5/16 and was released on 8/27/16. Signed with Washington on 8/29/16 and was released on 9/3/16. Signed to the Redskins practice squad on 9/5/16 and was elevated to the active roster on 9/27/16. Re-signed with Washington on 3/15/17 and was released by the team on 9/2/17. Signed to the Cardinals practice squad on 9/14/17 and was elevated to the team's active roster on 9/30/17. Released by the Cardinals on 10/2/17 and signed to the practice squad on 10/3/17. Elevated to Arizona's active roster on 10/16/17 and was released on 11/28/17. Signed to the Cardinals practice squad on 11/30/17 and was elevated to the team's active roster on 12/11/17. Re-signed a one-year contract with the Cardinals on 3/16/18.

2017: Played a career-high six games, primarily on special teams, in his first season with the Cardinals ... saw action on special teams vs. SF (10/1), @ Hou (11/19), vs. Jax (11/26), @ Was (12/17) and vs. NYG (12/24) ... played his first offensive snaps of the season at RG, run blocking on two plays before Phil Dawson hit a 42-yard go-ahead FG with 2:21 remaining @ Sea (12/31).

2016: Played in five games and was inactive for eight for the Redskins after spending the offseason and training camp with the Dolphins ... made his Redskins debut on offense and special teams vs. Min (11/13) ... saw action on offense and special teams vs. GB (11/20), @ Dal (11/24) and @ Ari (12/4) ... played on special teams @ Phi (12/11).

2015: Spent two weeks in September on the Giants practice squad before signing with Miami, where he spent the final 12 weeks on the team's practice squad.

2014: Played in three games with Cleveland ... made his NFL debut on special teams vs. Pit (10/12) ... also saw action on special teams @ Jax (10/19) and @ Bal (12/28).

2013: Spent most of his rookie season on Denver's practice squad ... elevated to the Broncos active roster before the AFC Championship, but did not play.

COLLEGE:

Played 32 games (13 starts) during his five-year (2008-12) career ... earned honorable mention All-Atlantic Coast Conference from the league's coaches after starting all 13 games as a senior ... saw action in 18 games throughout his junior, sophomore and freshman seasons after redshirting as a true freshman ... converted to right guard from defensive tackle during his redshirt season.

PERSONAL:

Attended Maury (Norfolk, VA) High School, where he earned first-team Group AAA all-state as an offensive tackle by the Associated Press and second-team all-district honors as a defensive tackle ... received first-team All-Tidewater and first-team All-Eastern District honors on the offensive line as a junior and senior ... graduated with a degree in Apparel, Housing and Resource Management.

PAINTER CAREER STATS

Year	Team	GP/GS
2014	Cle	3/0
2016	Was	5/0
2017	Ariz	6/0
Total		14/0



ELIJHAA PENNY

COLLEGE: Idaho

HOW ACQUIRED: FA-16

YEARS NFL/CARDINALS: 2/2

HOMETOWN: Lakewood, CA

DOB: August 17, 1993

35 | RUNNING BACK | 6-2 | 234

PRO CAREER:

Signed with Cardinals as a rookie free agent on 5/9/16. Released on 9/3/16 and re-signed to practice squad on 9/4/16, where he remained the entire season. Signed a future contract on 1/3/17. Re-signed on a one-year tender on 4/3/18.

2017: Played all 16 games, totaling 124 yards on 31 carries, 38 yards on four receptions and added 11 tackles on special teams (fifth most by an NFL RB) ... led the team with a career-high three special teams tackles in his NFL debut @ Det (9/10) ... notched his first-career carry for one yard vs. SF (10/1) ... had a six-yard reception (the first of his career) and a special teams tackle @ Phi (10/8) ... carried the ball on consecutive plays to cap the Cardinals second quarter scoring drive with his first NFL TD on a one-yard plunge vs. LAR (12/3) ... established career highs in carries (10) and rushing yards (45), including a career-long 14-yard gain @ Was (12/17) ... scored his second career TD on a four-yard run to put the Cardinals up 17-7 early in the second quarter during the season finale win @ Sea (12/31).

COLLEGE:

Played in 23 games (14 starts) in two seasons at Idaho after transferring from Cerritos College ... totaled 1,748 yards and 22 TDs on 385 carries with the Vandals while adding 39 receptions for 346 yards and three TDs and returning 15 kickoffs for 278 yards ... started all 12 games as a senior, leading the team

with 1,159 rushing yards and 10 TDs on 246 attempts and catching 27 passes for 239 yards and two TDs ... in his first season at Idaho in 2014, played 11 games (two starts) and led the team with 589 rushing yards and 12 TDs on 139 carries ... the 12 rushing TDs were the most by a Vandals player since DeMaundray Woolridge had 18 in 2009 ... also had 12 catches for 107 yards and a TD ... prior to transferring to Idaho, ran for 1,338 yards on 199 carries and scored a school record 20 TDs as a sophomore at Cerritos (Norwalk, CA) College ... named first-team All-American and the Northern Conference Offensive Player of the Year ... began career at College of the Sequoias (Visalia, CA), appearing in eight games and totaling 102 yards and two TDs on 22 carries.

PERSONAL:

Graduated from Norwalk (CA) High School where he played running back, defensive end and linebacker ... earned All-State honors as a senior and was named all-area each of his last two seasons ... was a two-time winner of the Suburban League MVP and was the Wave Newspaper East Region Player of the Year after gaining 2,005 yards and scoring 18 TDs as a senior ... added 29 tackles and 1.5 sacks on defense ... ran for 1,569 yards and 22 TDs while totaling 62 tackles, eight sacks and four INTs as a junior ... brother, Rashaad, was a first-team All-American RB at San Diego State led the NCAA with 2,248 rushing yards in 2017; Rashaad was drafted by Seattle in the first round (27th overall) of the 2018 NFL Draft General Studies major.

PENNY CAREER STATS

Year	Team	GP/GS	Att	Rushing				Rec	Receiving				TD	ST
				Yds	Avg	Lg	TD		Yds	Avg	Lg	TD		
2017	Ariz	16/0	31	124	4.0	14	2	4	38	9.5	18	0	11	
Total		16/0	31	124	4.0	14	2	4	38	9.5	18	0	11	

Single Game Highs:

Rushing Yards: 45, @ Washington, 12/17/17; **Rushing Attempts:** 10, @ Washington, 12/17/17; **Rushing TDs:** 1, two times, last @ Seattle, 12/31/17; **Long Run:** 14, @ Washington, 12/17/17; **Receptions:** 2, vs. NY Giants, 12/24/17; **Receiving Yards:** 18, vs. Tennessee, 12/10/17; **Long Reception:** 18, vs. Tennessee, 12/10/17; **Special Teams Tackles:** 3, @ Detroit, 9/10/17.



COREY PETERS

COLLEGE: Kentucky**HOW ACQUIRED:** UFA-15 (Falcons)**YEARS NFL/CARDINALS:** 9/4**HOMETOWN:** Louisville, KY**DOB:** June 8, 1988**98 | DEFENSIVE TACKLE | 6-3 | 305**

NOTE CARDS

- Signed a three-year contract with the Cardinals on 3/11/15 as an unrestricted free agent after spending his first five NFL seasons with the Atlanta Falcons. Signed a three-year contract extension on 12/1/17 that will keep him with the team through the 2020 season.
- After missing entire 2015 season with torn left Achilles, has played in 27 games (26 starts) over the last two seasons and totaled 60 tackles, 16 tackles for loss, a sack, 22 QB pressures and seven QB hits.
- Appeared in 70 games (55 starts) during his five seasons with the Falcons, collecting 172 tackles, 11.0 sacks, a forced fumble, a fumble recovery (returned 13 yards for a TD), an INT and six passes defended. Peters also started all four of the Falcons postseason games during his tenure in Atlanta, totaling 12 tackles, a sack and a pass defended.
- Named the Falcons 2011 Walter Payton Man of the Year in honor of his off-the-field community service as well as his play on the field.

PRO CAREER:

Originally drafted by the Atlanta Falcons in the third round (83rd overall) of the 2010 NFL Draft, Peters re-signed with the Falcons on 3/4/14, agreeing to a one-year contract. Signed a three-year contract with the Cardinals as an unrestricted free agent on 3/11/15. Spent 2015 season on injured reserve after tearing Achilles during training camp. Signed a three-year contract extension with the Cardinals on 12/1/17.

2017: Started all 12 games in which he played and totaled 30 tackles, eight for loss, a sack, a pass defended, nine QB pressures and five QB hits for the NFL's sixth ranked defense ... signed a three-year extension with the Cardinals on 12/1 ... missed Weeks 11-14 due to an ankle injury ... posted three solo tackles in the season-opener @ Det (9/10) ... tallied three tackles, one QB pressure and two QB hits @ Ind (9/17) ... notched a season-high four tackles vs. Dal (9/25) ... posted two tackles, stopping 49ers RB Carlos Hyde for no gain on each play vs. SF (10/1) ... registered three tackles, one for loss, one QB pressure and a pass defended @ Phi (10/8) ... collected three tackles, a sack (his first since 2014), one tackle for loss and two QB hits @ SF (11/5) ... returned from an ankle injury to record four tackles, one for loss, for a defense that held the Redskins to a season-low 31 rushing yards @ Was (12/17).

2016: Started 14 of 15 games played and had 30 tackles, including eight for loss, while adding 13 QB pressures and two QB hits ... made his Cardinals debut after missing 2015 season with Achilles injury and had one tackle vs. NE (9/11) ... tackled LeSean McCoy in the end zone for a safety in the fourth quarter @ Buf (9/25); had two solo tackles with one for loss ... assisted on two tackles and tied for team lead with three QB pressures @ SF (10/6) ... registered three solo tackles and one for loss vs. NYJ (10/17) ... collected one solo tackle and two QB pressures vs. Sea (10/23) ... notched four tackles, including one for

loss @ Car (10/30) ... inactive (foot) @ Min (11/20) ... posted a season-high six tackles, with one for loss @ Atl (11/27) ... recorded three solo tackles, one for loss, and two QB pressures @ Sea (12/24) ... had three tackles, with two for loss, and two QB pressures @ LAR (1/1/17).

2015: Suffered a torn left Achilles during training camp and was placed on injured reserve on 8/21.

2014: Making his return from a torn right Achilles suffered late in the '13 season, appeared in 14 games (two starts) and had 30 tackles and two sacks ... tied for second on the team with six tackles for loss ... registered four tackles and his first sack of the season when he took down Mike Glennon in the second quarter vs. TB (9/18) on Thursday Night Football ... saw action at DT and recorded four total tackles @ NYG (10/5) ... posted three total tackles @ Bal (10/19) ... recorded three total tackles vs Cle (11/23) ... had his second sack of the season when he took down Drew Brees in the third quarter @ NO (12/21); his sack was one of five for the day by Atlanta; added two tackles, a tackle for loss and a QB hit.

2013: Started 15 games and set career-highs with 48 total tackles (35 solo) and five sacks, while also adding six tackles for loss and two passes defended ... posted one of the best games of his career in the season opener @ NO (9/8), setting career highs in tackles (7) and solo tackles (6) while taking down QB Drew Brees for his first sack of the season ... totaled five tackles in a Sunday Night matchup vs. NE (9/29) ... registered three tackles (two solo) and a sack vs. NYJ (10/7), dropping QB Geno Smith for a 10-yard loss ... posted his third sack of the season when he took down QB Carson Palmer for a nine-yard loss @ AZ (10/27); also tied his career-high with seven total tackles and one tackle for loss ... finished the contest @ GB (12/8) with six tackles, a QB hit, his fourth sack of the season and a tackle for loss; marked his second consecutive game with six tackles (five solo) ... registered his fifth sack of the season, a single-season



career high, when he took down QB Colin Kaepernick on a third-down play in the first half @ SF (12/23); suffered a torn right Achilles later in the game that ended his season.

2012: After spending the first six weeks of the season on the reserve/non-football injury list, went on to appear in 10 regular season games (eight starts) and started both postseason contests ... recorded 21 tackles, a pass defended and his first career forced fumble in the regular season and added six tackles, a sack and a pass defended in postseason play ... saw action as a reserve DT in the first two contests following his return: @ Phi (10/28) and vs. Dal (11/4) ... made his first start of the season @ NO (11/11) and had two tackles and a pass defended ... registered three tackles in the Falcons 24-23 come-from-behind victory @ TB (11/25) ... recorded season highs with six tackles and five solo tackles @ Det (12/22) ... started his third career postseason game and totaled two tackles in the Divisional Playoff matchup vs. Sea (1/13/13) ... started at DT in the NFC Championship Game vs. SF (1/20/13) and finished with four tackles, a sack, a tackle for loss and a pass defended; took down QB Colin Kaepernick for a nine-yard loss on 3rd-n-4 in the first quarter, forcing a 49ers punt.

2011: Started all 15 games he appeared in during the regular season and also started the team's Wild Card matchup against the Giants ... named the Falcons Walter Payton Man of the Year ... had 33 tackles, 3.0 sacks, his first career INT and his first career

fumble recovery (which he returned 13 yards for his first career TD) ... anchored a d-line that helped the Falcons rank sixth in the NFL in rushing yards allowed (97.0 yards per game) ... inactive (knee) for the season opener @ Chi (9/11) ... registered five tackles and two QB hits @ Sea (10/2); anchored a d-line that held the Seahawks to just 53 rushing yards on 15 attempts, including 24 yards on eight attempts for Marshawn Lynch ... the following week, posted four tackles, his first sack of the season, two tackles for loss and a QB hit vs. GB (10/9); took down QB Aaron Rodgers for a seven-yard loss on the first play of the third quarter ... with the Falcons holding a 24-17 lead midway through the fourth quarter, hauled in his first career INT when he picked off a Cam Newton pass at the CAR 40-yard line; Atlanta took a 14-point lead on the ensuing drive, sealing the victory ... recorded his second sack of the season, and second in three games, when he took down QB Matthew Stafford for a 10-yard loss on a 3rd-n-goal from the ATL 6-yard line to force a FG attempt @ Det (10/23) ... posted a sack of QB Curtis Painter @ Ind (11/6), marking his second sack in as many games and third sack in a span of four games ... scored the first TD of his NFL career when he recovered a Blaine Gabbert fumble in the third quarter and returned it 13 yards for a TD and a 34-0 Falcons lead vs. Jax (12/15) ... made his second career postseason start and had one tackle in Falcons Wild Card matchup @ NYG (1/8/12).

CARDINALS IN THE COMMUNITY

Ever since defensive tackle **Corey Peters** signed with the Cardinals as a free agent in 2015, he has displayed his commitment to the Arizona community through his various charitable appearances.

Last November, Peters joined a number of teammates and a group from the Cardinals Women's Club to visit Phoenix Children's Hospital for a birthday party in the Kids Zone. Each month, the Kids Zone at PCH holds a party for all patients who have a birthday in that month. The Arizona Cardinals Women's Club sponsored the event, which featured games with the patients as well as pizza and cake. Peters also hosted 20 families from the Arizona Cardinals Preparatory Academy in December for a Holiday Kids Camp. Peters and his teammates adopted the students and families at the Preparatory Academy so they could have a happy holiday season. In addition to the Kids Camp, the students got presents from the Cardinals and each family received a free mattress donated by Brooklyn Bedding.

During the holiday season, Peters and Cardinals teammates visited Boys Hope Girls Hope for the team's annual Christmas Party. Boys Hope Girls Hope helps academically capable and motivated children by providing family like homes, opportunities and education through college.

In 2016, he was part of a group from the Cardinals that took part in a ribbon cutting ceremony at Thew Elementary School in Tempe, AZ to create a lighted football field for the school's physical education program and for the city. As part of Breast Cancer Awareness month in October, Peters visited Greenway High School for the Cardinals annual "Pink Game" and participated in a special halftime presentation for breast cancer survivors at a high school football game. He joined Nicole Bidwill and presented each survivor with a commemorative football.

Peters and his Cardinals teammates hosted the team's annual "Pro vs. G.I. Joe" program where Cardinals players competed in video games with Arizona soldiers from the Wounded Warrior Regiment who are based in Iraq and Kuwait as part of a program set up through the USO.

In the 2017 offseason, Peters was part of a group of Cardinals players that joined Arizona Governor Doug Ducey to participate in the annual "Read Across America" program at the Phoenix Salvation Army KROC Center. The event took place on Dr. Seuss' birthday (March 2) and helps motivate children to read and focuses the country's attention on the importance of reading. He was back at the KROC Center and partnered with teammates for the "Team Smile" event to provide 300 kids free dental care while participating in an Easter Egg hunt.





2010: Made an immediate impact during his rookie season, starting 15 of 16 regular season contests and the Divisional Playoff game vs. Green Bay ... totaled 40 tackles, a sack and a pass defended ... made his NFL debut in the regular season opener vs. Pit (9/12) and had one tackle ... logged his first career start the following week vs. AZ (9/19) ... posted a season-high five tackles (four solo) @ Cle (10/10) ... tied his season high with five tackles @ Car (12/12) ... registered his first career sack and added three tackles in the regular season finale vs. Car (1/2); sack came when he took down QB Jimmy Clausen in the second quarter ... made his postseason debut starting at DT in the Divisional matchup vs. GB (1/15/11) and had five tackles.

COLLEGE:

A three-year starter, Peters totaled 146 tackles (83 solo), 27 tackles for loss, 11.5 sacks, 11 passes defended, three fumble recoveries and a forced fumble ... two-team SEC Academic Honor Roll member (2007-08) ... named the Wildcats Most Outstanding Defensive Player as a senior in '09 after posting a career-high 56 tackles, 4.0 sacks, 12 tackles for loss, five passes defended and a forced fumble ... totaled 36 tackles while appearing in 13 games as a junior

in '08, adding 10 tackles for loss and 4.0 sacks ... selected to the SEC Academic Honor Roll for the second-consecutive year ... as a sophomore in '07, was named UK's Most Improved Defensive Player as chosen by the Wildcat coaches ... totaled 43 tackles on the season, including four for loss and 2.5 sacks ... claimed a spot on the SEC Academic Honor Roll ... as a freshman in '06, appeared in 11 games (two starts) and totaled 18 tackles on the season.

PERSONAL:

Attended Central (Louisville, KY) High School where he was a four-year letterman and three-year starter on the defensive line ... first-team All-State selection as a senior by the Louisville Courier-Journal and second-team All-State by the AP after totaling 91 tackles, 15 sacks, three INTs, five forced fumbles, three fumble recoveries and seven passes defended ... selected to play in the Kentucky-Tennessee High School All-Star game ... part of a Central team that went to the state playoffs all three years he was a starter ... also lettered all four years in wrestling, where he advanced to the state meet four consecutive years ... participated in baseball and track and field ... earned a degree in Secondary Education.

PETERS CAREER STATS

Year	Team	GP/GS	Tackles			Sacks		Interceptions						FR	FF	STT
			Solo	Asst	Ttl	Sk	Yds	Int	Yds	Lg	TD	PD				
2010	Atl	16/15	31	9	40	1.0	4	0	0	0	0	1	0	0	0	
2011	Atl	15/15	26	7	33	3.0	29	1	0	0	0	2	1	0	0	
2012	Atl	10/8	15	6	21	0.0	0	0	0	0	0	1	0	1	0	
2013	Atl	15/15	35	13	48	5.0	39	0	0	0	0	2	0	0	0	
2014	Atl	14/2	18	12	30	2.0	0	0	0	0	0	0	0	0	0	
2015	Ariz	Injured Reserve-Achilles														
2016	Ariz	15/14	23	7	30	0.0	0	0	0	0	0	0	0	0	0	
2017	Ariz	12/12	21	9	30	1.0	6	0	0	0	0	1	0	0	0	
Total		98/81	169	63	232	12.0	78	1	0	0	0	7	1	1	0	

Single Game Highs:

Total Tackles: 7, two times, last @ Arizona, 10/27/13; **Solo Tackles:** 6, @ New Orleans, 9/8/13; **Sacks:** 1.0, 12 times, last @ San Francisco, 11/5/17; **Interceptions:** 1, vs. Carolina, 10/16/11; **Fumble Recoveries:** 1, vs. Jacksonville, 12/15/11; **Forced Fumbles:** 1, @ Detroit, 12/22/12; **TDs:** 1, 13-yard fumble return vs. Jacksonville, 12/15/11.

Single Game Highs:

Total Tackles: 7, twice, last @ Arizona, 10/27/13; **Solo Tackles:** 6, @ New Orleans, 9/8/13; **Sacks:** 1.0, 11 times, last @ New Orleans, 12/21/14; **Interceptions:** 1, vs. Carolina, 10/16/11; **Fumble Recoveries:** 1, vs. Jacksonville, 12/15/11; **Forced Fumbles:** 1, @ Detroit, 12/22/12; **TDs:** 1, 13-yard fumble return vs. Jacksonville, 12/15/11.

PETERS POSTSEASON STATS

Year	Team	GP/GS	Tackles			Sacks		Interceptions						FR	FF	STT
			Solo	Asst	Ttl	Sk	Yds	Int	Yds	Lg	TD	PD				
2010	Atl	1/1	4	1	5	0.0	0	0	0	0	0	0	0	0	0	0
2011	Atl	1/1	1	0	1	0.0	0	0	0	0	0	0	0	0	0	0
2012	Atl	2/2	5	1	6	1.0	9	0	0	0	0	1	0	0	0	0
2015	Ariz	Injured Reserve-Achilles														
Total		4/4	10	2	12	1.0	9	0	0	0	0	1	0	0	0	0

Postseason Single Game Highs:

Total Tackles: 5, vs. Green Bay, 1/5/11; **Solo Tackles:** 4, vs. Green Bay, 1/5/11; **Sacks:** 1.0, vs. San Francisco, 1/20/13.



PATRICK PETERSON

COLLEGE: Louisiana State
HOW ACQUIRED: D1/11 (5th)
YEARS NFL/CARDINALS: 8/8

HOMETOWN: Pompano Beach, FL
DOB: July 11, 1990

21 | CORNERBACK | 6-1 | 203



PRO BOWL SELECTION: 2011, 2012, 2013, 2014, 2015, 2016, 2017

NOTE CARDS

- The Cardinals first-round selection in the 2011 NFL Draft and the fifth overall pick, Peterson was the first cornerback taken in draft. Signed a five-year extension on 7/29/14 that will keep him under contract with the Cardinals through 2020.
- Voted to his seventh straight Pro Bowl in 2017; has been selected to the Pro Bowl six times at cornerback (2012-17) and once as a kick returner (2011). Joined Hall of Famers Jim Brown and Barry Sanders as the only players in NFL history to be chosen to seven Pro Bowls before their 28th birthday. Peterson is the only player in team history to be selected to the Pro Bowl in each of his first seven NFL seasons. Also joins Hall of Famer Rod Woodson as the only NFL players ever to be selected to the Pro Bowl as both a defender and kick returner.
- Has earned first-team All-Pro honors three times, with two selections at cornerback (2013, 2015) and one as a kick returner (2011).
- After starting all 16 games in 2017, has now started all 112 games over his first seven seasons, having never missed a game in his NFL career. According to the Elias Sports Bureau, became the first Cardinals player since at least the 1970 NFL-AFL merger to start 100+ consecutive games to begin his career.
- Among NFL defensive backs, only Baltimore CB Brandon Carr (160) and Detroit S Glover Quin (132) have started more consecutive games than Peterson (112).
- In 112 games over his first seven NFL seasons, has recorded 322 tackles, 21 INTs (one returned for a TD), two sacks, 97 passes defended, a forced fumble and two fumble recoveries.
- Selected as a team captain four times (2013, 2015-17), including each of the last three seasons.
- Only eight players in franchise history have more career INTs than Peterson (21).
- Only three current NFL players – San Francisco's Richard Sherman (32), Oakland's Reggie Nelson (27) and Baltimore's Eric Weddle (23) have more INTs than Peterson, dating back to his rookie season in 2011.
- According to ProFootballFocus.com, Peterson saw the fewest number of targets (60) and allowed the fewest receptions (21) among all CBs in the NFL with at least 500+ snaps in 2017.
- Has been named NFC Defensive Player of the Week twice in his career (Week 10 of the '14 season vs. St. Louis; Week 4 of '13 season at Tampa Bay), NFC Special Teams Player of the Week twice (Weeks 9 and 12 of the '11 season) and Special Teams Player of the Month (November 2011).
- In Week 2 of the '13 season vs. Detroit, became the first NFL defender since at least the 1970 merger to post a reception and a completion in the same game. Peterson's gloves as well as the football used on the pass completion were sent to the Pro Football Hall of Fame in Canton, OH.
- In 2012, ranked fourth in the NFL with seven INTs and became the first Cardinals player since Aeneas Williams in 1994 to record an INT in four consecutive games (Games 11-14).
- As a rookie in 2011, tied the NFL record and became just the fourth player in league history to return four punts for TDs in a single season. Joined Jack Christiansen (Detroit, 1951) as the only rookies in NFL history with four punt return TDs during their inaugural season.
- With punt return TDs of 99, 89, 82 and 80 yards in '11, became the first player in NFL history with four punt return TDs of 80+ yards in a single season.
- Led the NFL in punt return yards (699) and TDs (four) in '11 while finishing second in punt return average (15.9) behind Chicago's Devin Hester (16.2).
- Established an NFL rookie record with 699 punt return yards, surpassing the previous record of 656, set by Pittsburgh's Louis Lipps in 1984. In addition to being a rookie record, his 699 punt return yards rank as the second-highest single-season total in NFL history behind Desmond Howard's 875 yards for Green Bay in 1996.
- His 99-yard punt return TD in overtime against St. Louis in Week 9 of the '11 campaign was the second-longest punt return in NFL history (103, Robert Bailey, 10/23/94). It also tied for the longest play in overtime in NFL history (99-yard pass from Philadelphia's Ron Jaworski to Mike Quick, 11/10/85).
- Is a cousin of former NFL CB Bryant McFadden, CB Walter McFadden and WRs Santana Moss and Sinorice Moss.



PRO CAREER:

The Cardinals first-round selection (fifth overall) in the 2011 NFL Draft, Peterson has earned first-team All-Pro honors as both a cornerback and kick returner. A seven-time Pro Bowl selection, Peterson started all 112 regular season games and three postseason matchups during his first seven NFL seasons. Signed a five-year contract extension on 7/29/14 that will keep him with the Cardinals through the 2020 season.

2017: After being selected as a defensive team captain for the third consecutive season (fourth time in his career), started all 16 games for the seventh consecutive year and totaled 33 tackles, an INT, nine passes defended and one fumble recovery for the NFL's sixth ranked defense ... earned seventh consecutive Pro Bowl selection and sixth straight as a CB, joining HOF RBs Jim Brown and Barry Sanders as the only players in NFL history to be named to the Pro Bowl seven times before their 28th birthday ... selected as Cardinals nominee for the 2017 Art Rooney Sportsmanship Award and the Arizona Cardinals/Walter Payton NFL Man of the Year for the second time (2015) ... faced the fewest targets (60) and allowed the fewest receptions (28) among CBs with 500+ snaps in 2017, according to Pro Football Focus ... had four tackles and one pass defended while limiting 49ers WR Pierre Garcon to four catches for 36 yards

in his 100th career game (all starts) vs. SF (10/1) ... notched one tackle and held Eagles WR Alshon Jeffery to 31 yards on three receptions @ Phi (10/8) ... tallied two tackles @ LAR (10/22); targeted just once and did not allow a completion against the Rams ... registered one pass defended and returned a fumble (forced by Tyrann Mathieu) 47 yards to the 49ers six-yard line, which setup a Cardinals TD three plays later @ SF (11/5) ... had two tackles, three passes defended and an INT, which led to a Cardinals TD two plays later @ Hou (11/19) ... limited Rams WR Sammy Watkins to one reception for 13 yards on passes thrown his direction vs. LAR (12/3) ... tallied four tackles for a defense that held Titans QB Marcus Mariota to a career-low 39.6 passer rating vs. Ten (12/10) ... notched one tackle in the shutout win vs. NYG (12/24); was not targeted once in the Cardinals shutout victory ... matched a season high with four tackles in the season finale win @ Sea (12/31).

2016: Voted a defensive captain for the third time overall and second straight season, started all 16 games for the sixth consecutive year since being drafted and recorded 46 tackles, three INTs, eight passes defended and one special teams tackle ... earned sixth consecutive Pro Bowl and fifth straight as a CB; joins Hall of Fame HB Ollie Matson as only players in franchise history selected to the Pro Bowl each of their first six NFL seasons; became fifth player in Cardinals history to be selected

PETERSON ADDS MORE HONORS

"By far just one of the best in the game, hands down. He's going to follow you from your house to his house, from the sideline to the cricket field and back."

- NY Giants All-Pro WR Odell Beckham, Jr. on CB Patrick Peterson

"I think Patrick Peterson definitely is my number one corner in my book. You know if you're playing the Cardinals and if you're the best receiver on your team, you know 21 is going to be lining up across from you."

- Steelers All-Pro WR Antonio Brown

The Cardinals selected CB **Patrick Peterson** with the fifth overall pick in the 2011 NFL Draft, and in his first seven NFL seasons, he earned seven Pro Bowl selections and was named first-team All-Pro three times. He has proven to be one of the most unique talents in NFL history. His most important role has been as a shutdown CB in the Arizona secondary.

In Week 12 at Houston against one of the NFL's top WRs in DeAndre Hopkins, Peterson recorded his 21st career INT. That is tied for fourth in the NFL among active players dating back to his rookie season in 2011.

Active NFL Leaders – Interceptions (2011-17)

Rnk	Player (Team)	INTs
1	Richard Sherman (Sea)	32
2	Reggie Nelson (Cin/Oak)	27
3	Eric Weddle (SD/Bal)	23
4t	Patrick Peterson (AZ)	21
4t	Glover Quin (Hou/Det)	21
4t	Brent Grimes (Atl/Mia/TB)	21

Only eight players in franchise history have more INTs than Peterson.

Franchise Career Interception Leaders

Rnk	Player (Years)	INTs
1	Larry Wilson (1960-72)+	52
2	Aeneas Williams (1991-2000)+	46
3	Roger Wehrli (1969-82)+	40
4	Night Train Lane (1954-59)+	30
5	Pat Fischer (1961-67)	29
6	Adrian Wilson (2001-12)	27



Rnk	Player (Years)	INTs
7	Kwamie Lassiter (1995-2002)	24
8	Norm Thompson (1971-76)	22
9t	Patrick Peterson (2011-)	21
9t	Jerry Davis (1948-51)	21
9t	Ray Ramsey (1950-53)	21
+Hall of Fame Inductee		



to six straight Pro Bowls ... finished second on the team with 13 punt returns for 81 yards ... selected as Cardinals Ed Block Courage Award Winner following his battle overcoming diabetes ... recorded first INT of the season when he picked off a Jameis Winston deep ball in the end zone vs. TB (9/18); also had two solo tackles and one pass defended ... acrobatic interception of Tyrod Taylor deep throw in the second quarter @ Buf (9/25); added five tackles and a pass defended ... recorded one tackle and a pass defended on Rams fourth-down pass attempt in the fourth quarter vs. LAR (10/2) ... had one tackle and helped limit Brandon Marshall to three receptions vs. NYJ (10/17) ... sealed victory with INT of Kirk Cousins at the AZ 18 as Redskins were driving for potential game-tying TD vs. Was (12/4); marked his 20th career INT, becoming the 16th player in team history to have 20 or more INTs; added three tackles and a pass defended ... collected four solo tackles vs. NO (12/18) ... equaled career high with seven tackles @ Sea (12/24).

2015: Selected as a defensive captain for the second time in his career (2013), started every game for the fifth straight season and had 35 tackles, two INTs, 10 passes defended, a forced fumble and two special teams tackles ... added three tackles, one INT and a pass defended in two playoff games ... totaled 260 yards on 32 punt returns ... named Arizona Cardinals/Walter Payton NFL Man of the Year ... selected to fifth consecutive Pro Bowl (fourth straight at CB); joins Hall of Famer Ollie Matson as only players in franchise history to earn Pro Bowl honors in each of their first five NFL seasons ... was a first-team AP All-Pro selection, his third career All-Pro honor (2011 at KR, 2013 at CB) and earned PFWA All-NFL honors ... picked off Jimmy Clausen on the opening drive of the third quarter to help set up a TD @ Chi (9/20); was his 16th career INT; also had three tackles and a pass defended ... had one pass defended and helped hold Torrey Smith without a catch vs. SF (9/27) ... posted second INT of the season in the third quarter @ Det (10/11); 40-yard return helped set up a TD; added season-high five solo tackles ... recorded four solo tackles and a pass defended @ Cle (11/1); also returned four punts for 50 yards, including a season-long 38-yard return in the third quarter that helped set up the go-ahead TD ... had two solo tackles vs. Cin (11/22); left game in fourth quarter with ankle injury ... started 75th consecutive game since entering the NFL and had two solo tackles, a pass

defensed and one special teams tackle @ SF (11/29) ... led the team with five unassisted tackles and added one pass defensed and his first career forced fumble @ StL (12/6) ... helped hold James Jones without a reception in Divisional Playoff vs. GB (1/16/16) ... had three tackles, an INT that he returned 72 yards and a pass defensed in NFC Championship Game @ Car (1/24/16).

2014: After signing a five-year contract extension during training camp, started all 16 games for the fourth consecutive season and totaled 46 tackles, three INTs, eight passes defended, one sack and one QB hit ... three INTs tied for second on the team ... earned fourth straight Pro Bowl selection overall and third as a CB ... had two solo tackles and limited Dez Bryant to just two catches for 15 yards on 10 targets @ Dal (11/2); Bryant did not record his first reception until the final two minutes of the game ... recorded two INTs in the fourth quarter on back-to-back possessions vs. StL (11/9), returning the second one 30 yards for his first career INT return TD to give the Cardinals a 24-14 lead; marked his first INTs of the season and his second career multi-INT game; in his two career multi-INT games, all INTs came in the fourth quarter; became sixth player in franchise history with multiple INTs in each of his first four seasons; also had two tackles and one pass defended; named NFC Defensive Player of the Week for the second time in his career; in addition to his two Special Teams Player of the Week honors in 2011, he became first player in team history to be selected as Player of the Week multiple times in two different categories ... collected four tackles and a pass defended vs. Det (11/16); limited Calvin Johnson to five catches for 59 yards ... had a team-high and season-best eight solo tackles vs. KC (12/7); also had a sack and a QB hit; marked second career sack and first since his rookie season in 2011 ... picked off Shaun Hill on final play of the game @ StL (12/11); was his third INT of the season (all against the Rams and all in the fourth quarter); marked his sixth career INT against St. Louis; added three tackles and a pass defended ... had four solo tackles in Wild Card game @ Car (1/3/15).

2013: After being chosen by his teammates as a defensive captain for the first time in his career, started all 16 games for the third straight season ... selected to the Pro Bowl for third straight year and was named first-team AP All-Pro at CB, his second career All-Pro

HARD TO ESCAPE A SHADOW

Despite the fact that he was yet again tasked with covering the opponents top WR every game, Cardinals All-Pro CB **Patrick Peterson** was among the league's least-tested CBs in 2017 according to ProFootballFocus.com. He was not targeted all at in the Week 16 shutout victory against the NY Giants. Peterson saw the fewest amount of targets (60) and allowed the fewest amount of receptions (28) among all CBs with at least 500+ snaps last season. He allowed just one reception per 21.2 coverage snaps in 2017.

Below is a look at the performance of the WRs that Peterson "shadowed" in 2017, according to PFF.com.

Receivers "Shadowed" By Peterson in 2017
(Source: ProFootballFocus.com)

Wk	Receiver	Opp	Tar	Rec	Yds	TD
1	Marvin Jones Jr.	Det	1	1	6	1
2	T.Y. Hilton	Ind	2	1	16	0
3	Dez Bryant	Dal	0	0	0	0
4	Pierre Garcon	Was	4	1	16	0
5	Alshon Jeffery	Phi	2	2	26	0
6	Mike Evans	TB	4	0	0	0
7	Sammy Watkins	LAR	1	0	0	0
9	Marquise Goodwin	SF	3	1	55	0
11	DeAndre Hopkins	Hou	7	3	65	1
12	Marqise Lee	Jax	0	0	0	0
13	Sammy Watkins	LAR	2	1	13	0





CARDINALS IN THE COMMUNITY

Pro Bowler **Patrick Peterson**'s play on the field has made him one of the NFL's brightest stars. The Cardinals two-time (2015 and '17) "Walter Payton NFL Man of the Year" has used his status to give back to the community through the development of his own foundation, the Patrick Peterson Foundation for Success.

Being selected as the Cardinals "Walter Payton NFL Man of the Year" helps recognize a player's off-the-field community service as well as his playing excellence. As part of last season's award, Peterson received a \$50,000 donation to the Patrick Peterson Foundation for Success and an additional \$50,000 donation in his name to expand Arizona's United Way Character Playbook program. He also received two Super Bowl LII tickets to give to a community hero. In 2015, the NFL provided \$5,000 to Peterson's foundation and Nationwide offered an additional \$10,000 for receiving the honor.



Peterson was also selected as the Cardinals 2017 nominee for the Art Rooney Sportsmanship Award. Established in 2014 in honor of the late founding owner of the Pittsburgh Steelers and Pro Football Hall of Famer Art Rooney, Sr., the annual award recognizes players who demonstrate qualities of on-field sportsmanship, including fair play, respect for the game and opponents and integrity in competition.

Established in 2013, the Patrick Peterson Foundation for Success aims to provide low-income and inner city youth with opportunities and resources to reach their full potential. The foundation hopes to implement an excellent balance for community development through a variety of programs, events and charitable initiatives held throughout the year. The foundation's signature program is "Patrick's Corner" – a literacy program that places libraries in schools and inner-city community center. All 12 Patrick's Corners are furnished with bookshelves, beanbag

chairs, a reading module, audio library, and a stereo listening center– providing at-risk students with access to 1,200 age-appropriate books. Each corner serves as a dedicated area where students and their families can read, learn and explore together.

In collaboration with "Patrick's Corner," Peterson launched the "Pick Up a Book" initiative within the Phoenix community which is designed to bring families, schools and communities together to support children's literacy development.

The program works to:

- Help families foster the skills, attitudes and behaviors that support children's literacy development
- Help schools engage families through fun, literacy-based events
- Better prepare children for reading and learning
- Support schools with their family engagement goals

In September of 2017, Peterson expanded upon the foundation's signature program through a community partnership with Arizona non-profit, Furnishing Dignity. Through the partnership, mini Patrick's Corners have been implemented into the homes of families who need furnishings and other essential household items.

In May of 2017, Peterson and his wife, Antonique, visited Haiti as guests of Mission of Hope. They visited schools, helped children read and write, and played soccer and kickball. Antonique, who is a doctor, assisted at medical centers. The pair also collected fresh water from local spring wells for villages without clean water.

Last December, Peterson hosted his fifth annual "Shop with a Jock" event at Walmart. Peterson, with the help of Santa and his teammates, hosts the holiday event each year for 50 low-income and at-risk inner-city families and provides the children with a unique holiday shopping experience. He has also hosted an annual "Show and Tell" car show in April the last five years in Mesa to benefit his foundation.

He hosted his third annual Patrick Peterson "Celebrity Golf Tournament" in May of 2018. The two-day event included a red-carpet VIP welcome party at Octane Raceway in Scottsdale and a golf tournament at Superstition Mountain Golf and Country Club in Gold Canyon. Peterson has also hosted "Celebrity Golf Challenge" events at Topgolf in Arizona to benefit his foundation and his "Celebs and Steaks" fundraising dinner featuring celebrities as waiters.

His commitment to helping people isn't exclusion to Arizona. When devastating floods ravaged Baton Rouge, LA in 2016, Peterson and his former LSU and Cardinals teammate Tyrann Mathieu stepped up to help. They joined forces and purchased school supplies and clothing for 700 children, including 100 kids from the Boys & Girls Club of Baton Rouge. In addition, Peterson helped raise more than \$40,000 for the Baton Rouge Area Foundation through a fantasy football-based charity tournament with the winners getting the opportunity to attend the LSU-Alabama game as Peterson's guests. Peterson plans to expand the Patrick's Corner initiative to his home state of Florida in 2019.

In addition to his foundation work, Peterson is also very active at Cardinals team community events. For the third consecutive year, he visited Boys Hope Girls Hope for the team's annual Christmas party last December. Boys Hope Girls Hope helps academically capable and motivated children-in-need to meet their full potential by providing value-centered, family-like homes, opportunities and education through college. That same month, he made a special trip to Dignity Health Chandler Regional Medical Center to visit families in the birth center, congratulate new parents and deliver Cardinals teddy bears.

In 2016, he joined Cardinals teammates for the annual "Light the House" party to help spread holiday cheer at the Phoenix Ronald McDonald House last year. The group provided the families at the house with dinner, drinks and dessert while also passing out stockings to the children.

Peterson also participated in the team's annual "Teddy Bear Express" event at Phoenix Children's Hospital last December. The players delivered personalized Cardinals teddy bears to children in the pediatric units throughout the hospital. As part of Breast Cancer Awareness Month in 2014, Peterson visited Red Mountain High School in Mesa for a special pregame presentation for 10 breast cancer survivors prior to a high school football game against Desert Mountain. He joined Nicole Bidwill and presented each survivor with a commemorative football while the Cardinals provided both teams with pink gloves, wrist bands, socks and shoelaces.

This past Thanksgiving, Peterson hosted his first "Thanksgiving Giveaway" where he partnered with the United Food Bank of Arizona to provide Thanksgiving meals to 221 Arizona families at Fees Prep Elementary School in Tempe. He also previously took part at the team's "Feed the Hungry" program at the Phoenix Rescue Mission during Thanksgiving. Peterson joined team President Michael Bidwill and Cardinals teammates and served Thanksgiving dinner for the less fortunate.

In January of 2015, Peterson joined Bidwill and Cardinals teammates at the NFL's Super Bowl Legacy Grant event leading up to Super Bowl XLIX in Arizona by participating at a press conference that was followed up by a Heads Up Football Clinic at ASU Preparatory Academy. In the spring of 2013, Peterson joined Cardinals teammates, Bidwill, former Cardinals head coach Bruce Arians and General Manager Steve Keim and took part in a tweetup hosted by NBC's Peter King at Tom's Tavern the night before Pat's Run to benefit the Tillman Foundation.

For more information about Peterson's foundation and community work, visit <http://www.patrickpeterson.org>





A PRO BOWL TALENT

In 2017, CB **Patrick Peterson** earned his seventh Pro Bowl selection – and sixth at cornerback (Kick Returner, 2011; Cornerback, 2012-16). In 2015, he was also named first-team All-Pro at corner for the second time in his career (2013, '15).

Peterson joins RBs Jim Brown and Barry Sanders as the only players in NFL history to be chosen to seven Pro Bowls before their 28th birthday.

Seven Pro Bowls Before the Age of 28 – NFL History

Player	Pro Bowls	Team
CB Patrick Peterson	7, 2011-17	Arizona
RB Jim Brown	7, 1957-63	Cleveland
RB Barry Sanders	7, 1989-95	Detroit



honor after being named as a kick returner in 2011 ... tied for second on the team with three INTs, recorded a team-leading and career-high 30 passes defended and had 40 tackles ... served as team's top punt returner and totaled 198 yards on 33 returns ... also saw action on offense throughout the season, catching six passes for 54 yards, running for 21 yards on four carries and completing a 17-yard pass ... had four solo tackles and one pass defended vs. Det (9/15); helped limit Calvin Johnson to just two catches for 20 yards in the second half; played five snaps on offense, catching a 17-yard pass in the third quarter and later in the quarter completed a 17-yard pass to Kerry Taylor on a reverse pass play; marked his first career pass attempt; according to the Elias Sports Bureau, became the first NFL defender to catch a pass and complete a pass in the same game since the 1970 merger ... recorded two fourth-quarter INTs to help the Cardinals earn a 13-10 win after trailing 10-0 through three quarters @ TB (9/29); marked his first career game with multiple INTs; first INT came with 3:23 left in the fourth quarter and the Buccaneers leading 10-3; INT and 11-yard return led to game-tying TD on the next play; second INT came with under a minute remaining and the Cardinals leading 13-10 to seal the win; became the first Cardinal with two INTs in the fourth quarter since Kwamie Lassiter on 11/18/01 against Detroit and the first Cardinal since Tim McDonald on 10/20/91 vs. Atlanta to record two INTs in the final four minutes of the fourth quarter; named NFC Defensive Player of the Week; became second player in team history (Calais Campbell) to win Player of the Week honors in two different categories after he won Special Teams Player of the Week twice during the 2011 season ... intercepted a Cam Newton pass intended for Steve Smith in the second quarter vs. Car (10/6); led the team with four passes defended and had two tackles ... collected five tackles and a team-high four passes defended vs. Sea (10/17); also had a career-long 19-yard reception in the third quarter ... had four unassisted tackles and a team-high four passes defended vs. Hou (11/10); recorded season highs with six punt returns for 74 yards, including a season-long 22-yard return in the second quarter ... recorded one pass defended @ Jax (11/17);

had an 11-yard reception on first-quarter TD drive and returned four punts for 22 yards ... collected three solo tackles and two passes defended vs. Ind (11/24); had a reception and a two-yard run on offense and returned three punts for 23 yards.

2012: Started all 16 games for the second straight season, leading the team and finishing fourth in the NFL with seven INTs ... selected to the Pro Bowl as a CB, joining Hall of Famer Rod Woodson as the only players in NFL history to be named to the Pro Bowl as both a defender and kick returner ... totaled 59 tackles, a team-high 17 passes defended and one fumble recovery ... also had 51 punt returns for 426 yards (8.4 avg.) and three catches for 11 yards and two carries for 13 yards on offense ... collected his first INT of the season @ NE (9/16), picking off Tom Brady's pass that was deflected by Darnell Dockett on the Patriots first play of the game; added three tackles, including one for loss, and one pass defended on defense; appeared on offense for two plays in a Wildcat formation, running once for 17 yards ... recovered a fumble by Legedu Naanee and returned it 60 yards in the fourth quarter vs. Mia (9/30), the first fumble recovery of his career; also had five tackles and one pass defended ... picked off a Sam Bradford pass in the end zone during the third quarter @ StL (10/4); led the DBs with five tackles and had a team-high two passes defended; also had a season-high 76 yards on five punt returns ... recorded his third INT of the season by picking off wildcat QB Brad Smith's pass in the end zone in the fourth quarter vs. Buf (10/14); totaled four tackles and three passes defended ... recorded his fourth INT of the season vs. StL (11/25), picking off Sam Bradford in the end zone in the second quarter; added five tackles and one pass defended; returned four punts for 59 yards and matched his season-long with a 26-yard return in the first quarter ... collected his fifth INT of the season when he picked off Mark Sanchez in the second quarter @ NYJ (12/2); also had four solo tackles and one pass defended ... picked off Russell Wilson in the second quarter for his sixth INT of the year @ Sea (12/9); became first Cardinal with an INT in three straight games since Dexter Jackson in 2003; also had two punt returns for 11 yards and caught one pass



for seven yards on offense ... recorded an INT for the fourth straight game vs. Det (12/16), picking off Matthew Stafford in the second quarter and returning it 31 yards to set up a go-ahead TD; became the first Cardinals player with an INT in four straight games since Aeneas Williams in 1994.

2011: Started all 16 games at CB and had a record-setting season as a punt returner, scoring four TDs and totaling 699 yards on 44 returns ... tied the NFL single-season record and set the franchise all-time record with four punt return TDs ... established an NFL rookie record with 699 punt return yards, which is also

a franchise single-season record and ranks as the second-highest single-season total in NFL history (Desmond Howard, 875, 1996) ... led the league with four punt return TDs and 699 punt return yards and ranked second with a 15.9-yard return average ... selected to the Pro Bowl as a kick returner, becoming the first Cardinal rookie since Anquan Boldin (2003) to earn Pro Bowl honors; joined Johnny Bailey (1992) and Vai Sikahema (1986-87) as the only players in franchise history to be named to the Pro Bowl as a kick returner ... named to the AP All-Pro team as a kick returner, the only rookie named to the team ... on defense, totaled 63 tackles and one

RECORD SETTING TOUCHDOWNS

As a rookie in 2011, CB **Patrick Peterson** earned first-team All-Pro honors after tying the NFL record and becoming just the fourth player in league history to return four punts for TDs in a single season. He joined Jack Christiansen (1951) as the only rookies in NFL history with four punt return TDs.

NFL Record - Punt Return TDs In a Single Season

TDs	Player, Team, Year
4	Patrick Peterson, Arizona, 2011+ Devin Hester, Chicago, 2007 Rick Upchurch, Denver, 1976 Jack Christiansen, Detroit, 1951+
3	Devin Hester, Chicago, 2010 Johnnie Lee Higgins, Oakland, 2008 Reggie Bush, New Orleans, 2008 Adam Jones, Tennessee, 2006 Devin Hester, Chicago, 2006+ Eric Metcalf, San Diego, 1997 Darrien Gordon, Denver, 1997 Desmond Howard, Green Bay, 1996 LeRoy Irvin, Los Angeles, 1981 Billy (White Shoes) Johnson, Houston, 1975 Emlen Tunnell, NY Giants, 1951

+Rookie season



It took Peterson just 11 games to establish a franchise career record for punt return TDs, surpassing the previous record of three which was shared by Ollie Matson and Vai Sikahema.

Franchise Career Leaders - Punt Return TDs

TDs	Player, Years
4	Patrick Peterson, 2011
3	Ollie Matson, 1954, 55 (2) Vai Sikahema, 1986 (2), 87
2	Phil Sarboe, 1935 Jerry Davis, 1948 Charley Trippi, 1948 John "Red" Cochran, 1949 Billy Stacy, 1959 Bobby Joe Conrad, 1959, 61 Johnny Roland, 1966, 70

All four of Peterson's punt return TDs covered at least 80 yards, making him the first player in NFL history with four punt return TDs of 80+ yards in a single season.

In NFL history, there have been six players who have returned a punt 80+ yards for a TD at least four times in their career. Peterson accomplished the feat in his first 31 career returns.

Players With 4 Punt Return TDs of 80+ Yards (Career)

TDs	Player (Team)	Years
6	Devin Hester (Chi, Atl)	2006-2016
5	Eric Metcalf (Cle, SD, Was)	1989-2002
4	Patrick Peterson (AZ)	2011-
	Darrien Gordon (SD, Den)	1993-2002
	Dante Hall (KC, StL)	2000-2008
	Tamarick Vanover (KC)	1995-2002



sack, and tied for second on the team with two INTs and 13 passes defended ... blocked two FGs, helping the Cardinals lead the NFL with five blocked FGs on the season ... started at CB in first career NFL game vs. Car (9/11); scored the game-winning TD with an 89-yard punt return in the fourth quarter, which marked the second-longest punt return in franchise history at the time (95 yards, Frank Bernardi, 10/14/56 at Washington); became the first player in Cardinals history to return a punt for a TD in the season opener and it was the third-longest play on opening weekend in team history; became the fifth Cardinals rookie to return a punt for a TD; also recorded three solo tackles on defense ... recorded his first career INT @ Sea (9/25) ... returned a punt 82 yards for a TD in the second quarter @ Bal (10/30); marked his second punt return TD of the season, becoming the eighth player in franchise history to have at least two punt returns for TDs in a season; became the first player in team history with two career punt returns of 80+ yards ... scored the game-winning TD with a franchise-record 99-yard punt return in overtime vs. STL (11/6); became the first player in NFL history with three punt return TDs in his first eight career games; marked just the second game-winning punt return in overtime in NFL history (Kansas City's Tamarick Vanover, 86 yards vs. San Diego, 10/9/95); was the second-longest punt return in NFL history, behind only L.A. Rams Robert Bailey's 103-yard TD return vs. New Orleans on 10/23/94; became the first player in franchise history with three punt return TDs in a season and tied Ollie Matson and Vai Sikahema for the franchise career record; became the first player in Cardinals history and just the eighth player in the NFL since 1970 with a punt return TD in consecutive games; also had his second INT of the season, picking off Sam Bradford on a flea flicker in the first quarter, and collected four tackles and a career-high three passes defended; named NFC Special Teams Player of the Week ... blocked David Akers 30-yard FG attempt in the second quarter @ SF (11/20); also had four unassisted tackles on defense and returned two punts for 22 yards ... returned a punt 80 yards for a TD in the third quarter @ STL (11/27); fourth punt return TD gave him the most of any player in franchise history, breaking a tie with Ollie Matson and Vai Sikahema; tied the NFL single-season record with four punt return TDs in a season and was just the second rookie to do so (Jack Christiansen, Detroit, 1951); became the first player in NFL history with four punt return TDs of 80+ yards in a season; combined with his 99-yard punt return TD against the Rams in week nine, joined Vai Sikahema (two against Tampa Bay on 12/21/96) as the only Cardinals with mul-

tle punt return TDs against a single opponent in the same season; also led the DBs with five tackles; named NFL Special Teams Player of the Week; became the first player in team history to win Player of the Week twice in the same season against the same team; won NFC Special Teams Player of the Month for November ... recorded his first career sack vs. SF (12/11), helping the Cardinals total five sacks for the second straight game; totaled five tackles and had one QB pressure ... had a 32-yard punt return in OT that helped lead to the game-winning FG vs. Cle (12/18); collected two tackles on defense ... posted one tackle for loss and two passes defended @ Cin (12/24); also had his first career pass reception on offense ... returned four punts for 63 yards vs. Sea (1/1/12), setting a new rookie record with 699 punt return yards on the season; surpassed previous record-holder Louis Lipps (656, 1984) with a 42-yard return in the second quarter; blocked Steven Hauschka's 24-yard FG attempt in the third quarter, his second FG block of the season and fifth overall by the Cardinals; also added four tackles on defense.

COLLEGE:

Played in 39 games (30 starts) and totaled 135 tackles, seven INTs, 22 passes defended, a forced fumble and a fumble recovery in three seasons at LSU before leaving for the NFL following his junior season ... one of the nation's most decorated collegiate players in 2010, winning both the Bednarik Award (nation's top defender) and the Thorpe Award (nation's top defensive back) ... was the first LSU player to win either award and became the first defensive back to win the Bednarik Award since Michigan's Charles Woodson in 1997 ... scored four TDs during his Tigers career, returning two punts, an INT and a blocked FG for TDs ... a unanimous All-American selection as a junior in '10 ... also became the first player in LSU history to win the Thorpe Award as the nation's top DB ... earned SEC Defensive Player of the Year and Special Teams Player of the Year honors from the league's coaches ... All-SEC first-team selection as a CB and return specialist ... a defensive captain, started all 13 games at right CB and totaled 42 tackles (29 solos), four INTs and six passes defended ... added 1.5 tackles for loss, one QB hurry and blocked a FGA for a defense that ranked in the top 12 nationally in three categories (scoring defense, pass defense and total defense) ... returned two punts for TDs ... established school records with 32 kickoffs for 932 yards, ranking first in the SEC and ninth in the country with an average of

112 STRAIGHT FOR PETERSON



Peterson started all 16 games in 2017 and has now started all 112 games over his first seven NFL seasons. He has never missed a game in his NFL career. Among NFL DBs, only Ravens CB Brandon Carr (160) and Lions S Glover Quin (132) have longer active starts streaks than Peterson (112).

Consecutive Starts by DB (Active)

Rnk	Player (Team)	Gms
1	CB Brandon Carr (Bal)	160
2	S Glover Quin (Det)	132
3	CB Patrick Peterson (AZ)	112
4	S Reggie Nelson (Oak)	76
5	S Malcolm Jenkins (Phi)	71

According to the Elias Sports Bureau, Peterson became the first Cardinals player since at least the 1970 NFL-AFL merger to start 100+ consecutive games to begin his career.



29.1 yards per return ... 932 kick return yards ranked as the fifth-best total in SEC history and shattered the previous school record of 618 yards (Domanick Davis-1999) ... returned 26 punts for 418 yards and two TDs, placing first in the SEC and fourth in the country with an average of 16.1 yards per return ... All-SEC second-team choice by the league's coaches and media and co-recipient of LSU's Percy E. Roberts Award as the team's most outstanding defensive player during his sophomore season in '09 ... earned second-team All-American honors from the Sporting News ... started all 13 games at right CB and tallied a career-high 52 tackles (43 solos), two INTs (one of which he returned for a TD) and 13 passes defended ... also recovered one fumble ... picked up a blocked FGA and raced 53 yards for a TD in the first quarter at Ole Miss ... played in 13 games with four starts as a freshman in '08, starting the final four contests of the season, including a bowl win over Georgia Tech ... totaled 41 tackles, an INT, three passes defended, a forced fumble and a QB hurry.

PERSONAL:

One of the most highly prized recruits in the country, Peterson was named the USA Today Defensive Player of the Year as a senior in 2007 at Blanche Ely (Pompano Beach, FL) High School and was named to the Parade All-America team and the USA Today All-America Team ... played in the U.S. Army All-American Bowl and was one of six finalists for the U.S. Army Player of the Year Award ... totaled 21 tackles and five INTs as a senior, adding 733 yards rushing and 11 TDs on offense ... as a junior, earned All-Broward County first-team and 5A All-State second-team honors after totaling seven INTs and 37 tackles ... scored six TDs as a junior, three on kickoff returns, two as a receiver and one on the ground ... rushed for 213 yards on just 10 carries as a RB ... donated \$1 million to LSU's weight room that is now named after Peterson ... brother, Avery Johnson, is a WR at Cincinnati ... Sports Administration major ... wife Antonique is a doctor; the couple has a daughter, Paityn.

PETERSON CAREER STATS

Year	Team	GP/GS	Tackles			Sacks		Interceptions					FR	FF	STT
			Solo	Asst	Ttl	Sk	Yds	Int	Yds	Lg	TD	PD			
2011	Ariz	16/16	57	6	63	1.0	4	2	1	1	0	13	0	0	0
2012	Ariz	16/16	50	9	59	0.0	0	7	64	31	0	17	1	0	0
2013	Ariz	16/16	37	3	40	0.0	0	3	59	43	0	30	0	0	0
2014	Ariz	16/16	39	7	46	1.0	0	3	30	30†	1	8	0	0	0
2015	Ariz	16/16	34	1	35	0.0	0	2	41	40	0	10	0	1	2
2016	Ariz	16/16	39	7	46	0.0	0	3	27	25	0	8	0	0	1
2017	Ariz	16/16	28	5	33	0.0	0	1	22	22	0	9	1	0	0
Total		112/112	284	38	322	2.0	4	21	244	43	1	97	2	1	3

Single Game Highs:

Total Tackles: 7, five times, last @ Seattle, 12/24/16; **Solo Tackles:** 7, three times, last vs. Detroit, 12/16/12; **Sacks:** 1.0, two times, last vs. Kansas City, 12/7/14; **Interceptions:** 2, two times, last vs. St. Louis, 11/9/14; **Passes Defended:** 5, @ Tampa Bay, 9/29/13; **Fumble Recoveries:** 1, two times, last @ San Francisco, 11/5/17; **Forced Fumbles:** 1, @ St. Louis, 12/6/15; **Defensive TDs:** 1, 30-yard INT return, vs. St. Louis, 11/9/14; **Punt Returns:** 6, two times, last vs. Houston, 11/10/13; **Punt Return Yards:** 127, vs. St. Louis, 11/6/11; **Long Punt Return:** 99t, vs. St. Louis, 11/6/11; **Punt Return TDs:** 1, four times, last @ St. Louis, 11/27/11.

Additional Statistics

Punt Returns: Career: 186-1,752-4 TD

Receiving: Career: 10-64; **2013:** 6-54; **2012:** 3-11; **2011:** 1-(-1).

Rushing: Career: 7-34; **2013:** 4-21; **2012:** 2-13; **2011:** 1-0.

Passing: Career: 1-1, 17 yards; **2013:** 1-1, 17 yards.

Blocked Field Goals: Career: 2; 1, vs. Seattle, 1/1/12; 1, @ San Francisco, 11/20/11.

Punt Returns

Year	Team	Att	Yds	Avg	Lg	FC	TD
2011	Ariz	44	699*	15.9	99t	22	4+
2012	Ariz	51	426	8.4	26	14	0
2013	Ariz	33	198	6.0	22	22	0
2015	Ariz	32	260	8.1	38	17	0
2016	Ariz	13	81	6.2	17	12	0
2017	Ariz	9	88	6.8	19	9	0
Total		186	1,752	9.4	99t	96	4


*Led NFL +Tied NFL Single-Season Record

PETERSON POSTSEASON STATS

Year	Team	GP/GS	Tackles			Sacks		Interceptions					FR	FF	STT
			Solo	Asst	Ttl	Sk	Yds	Int	Yds	Lg	TD	PD			
2014	Ariz	1/1	4	0	4	0.0	0	0	0	0	0	0	0	0	0
2015	Ariz	2/2	3	0	3	0.0	0	1	72	72	0	1	0	0	0
Total		3/3	7	0	7	0.0	0	1	72	72	0	1	0	0	0

Postseason Single Game Highs:

Total Tackles: 4, @ Carolina, 1/3/15; **Solo Tackles:** 4, @ Carolina, 1/3/15; **Interceptions:** 1, @ Carolina, 1/24/16.



OLSEN PIERRE

COLLEGE: Miami (FL)
HOW ACQUIRED: FA-15
YEARS NFL/CARDINALS: 2/2

HOMETOWN: Rahway, NJ
DOB: August 27, 1991

72 | DEFENSIVE TACKLE | 6-5 | 293

NOTE CARDS

- Started seven of the 14 games he appeared in for the Cardinals in 2017, totaling 32 tackles, 10 tackles for loss, 5.5 sacks, two passes defended, a forced fumble, 10 QB hits and three QB pressures for the NFL's sixth ranked defense.
- His 5.5 sacks in '17 ranked second on the team behind NFL sack leader Chandler Jones (17.0). Pierre's 10 tackles for loss tied for second on the team while his 11 QB hits ranked third.

PRO CAREER:

Originally signed with the Chicago Bears as an undrafted rookie free agent on 5/3/15. Released on 8/30/15. Signed to Cardinals practice squad on 10/21/15 and signed future contract with Cardinals on 1/26/16. Re-signed on a one-year tender on 4/18/17. Re-signed on a one-year tender on 4/3/18.

2017: Played 14 games with seven starts, missing Weeks 6-7 with an ankle injury, and totaled 32 tackles, 10 tackles for loss, 5.5 sacks (second most on the team), two passes defended, one forced fumble, three QB pressures and 10 QB hits for the NFL's sixth ranked defense ... notched one tackle in his NFL debut @ Det (9/10) ... collected three tackles (all solo) and his first-career sack in 25 defensive snaps vs. SF (10/1) ... started and totaled a career-high four tackles, one for loss, a QB hit and a QB pressure @ Hou (11/19) ... collected three tackles, one for loss, one sack and a QB hit for a defense that held the NFL's No. 1 rushing attack (160.6 ypg) to 91 yards on the ground vs. Jax (11/26) ... tallied two tackles, one for loss, one sack and a QB hit for a defense that held Titans QB Marcus Mariota to a career-low 39.6 passer rating vs. Ten (12/10); dropped Mariota for a six-yard loss to force a third-and-20 in the first quarter ... recorded two tackles for a defense that held the Redskins to a season-low 31 rushing yards @ Was (12/17) ... tallied two tackles in the shutout win vs. NYG (12/24) ... matched or set career highs in

tackles (four), solo tackles (four), tackles for loss (two), sacks (1.0) and forced fumbles (one) in the season finale win @ Sea (12/31); ended the first half and thwarted a Seahawks scoring threat with a strip-sack of QB Russell Wilson that resulted in a 17-yard loss.

2016: Made 53-man roster out of training camp and was inactive for all 16 games.

COLLEGE:

Started 36 of 40 games played, notching 96 tackles, nine tackles for loss, 2.5 sacks, two forced fumbles, one fumble recovery and six passes defended ... made a career-high 13 starts as a senior and collected 32 tackles, 1.5 tackles for loss, two passes defended and a fumble recovery ... played in all 13 games (12 starts) as a junior and finished with 33 tackles, one sack, two passes defended and a blocked kick ... started 11 games as a sophomore, tallying 27 tackles, five tackles for loss, 1.5 sacks, three passes defended and two forced fumbles ... saw action in seven games and had four tackles as a true freshman.

PERSONAL:

Attended Rahway (NJ) High School where he earned All-State honors as a senior ... had 86 tackles, 22 tackles for loss and 8.0 sacks ... spent one season at Fork Union Military Academy prior to attending Miami and recorded 12 sacks.

PIERRE CAREER STATS

Year	Team	GP/GS	Tackles			Sacks		Interceptions						FR	FF	STT
			Solo	Asst	Ttl	Sk	Yds	Int	Yds	Lq	TD	PD				
2017	Ariz	14/7	24	8	32	5.5	57.0	0	0	0	0	2	0	1	0	
Total		14/7	24	8	32	5.5	57.0	0	0	0	0	2	0	1	0	

Single Game Highs:

Total Tackles: 4, two times, last @ Seattle, 12/31/17; **Solo Tackles:** 4, @ Seattle, 12/31/17; **Sacks:** 1.0, five times, last @ Seattle, 12/31/17; **Passes Defended:** 1, two times, last vs. LA Rams, 12/3/17; **Forced Fumbles:** 1, @ Seattle, 12/31/17.

**JUSTIN PUGH****COLLEGE:** Syracuse**HOW ACQUIRED:** UFA-18 (Giants)**YEARS NFL/CARDINALS:** 6/1**HOMETOWN:** Holland, PA**DOB:** August 15, 1990**67 | OFFENSIVE LINEMAN | 6-5 | 311****NOTE CARDS**

- Signed a five-year contract with the Cardinals on 3/17/18 as an unrestricted free agent after spending his first five NFL seasons (2013-17) with the Giants.
- Originally entered the NFL as the Giants first round selection (19th overall) in the

2013 NFL Draft and started all 63 games in which he appeared during five seasons in New York.

- Has started games at right tackle (36), left guard (26) and left tackle (1) during his NFL career.

PRO CAREER:

Originally drafted by the New York Giants in the first round (19th overall) of the 2013 NFL Draft. Signed a five-year contract with the Cardinals as an unrestricted free agent on 3/17/18.

2017: Started all eight games he appeared in with three starts at LG and five starts at RT ... Giants nominee for the Art Rooney Sportsmanship Award ... started the season with back-to-back starts at LG before moving to RT for two games ... after switching back to LT for a game, moved back to RT where he made his final three starts ... placed on injured reserve on 12/14 (back).

2016: Started all 11 regular season games in which he played at LG and also started in his first career postseason contest ... inactive for five games due to a knee injury he suffered vs. Phi in Week 9 ... one of the primary contributors on an offensive line that allowed only 22 sacks during the regular season, which marked the third-lowest total in the NFL behind only Oakland (19) and Pittsburgh (21) ... helped block for QB Eli Manning as he threw for 4,000+ yards and 25+ TD passes for the third consecutive season.

2015: Started all 14 games in which he played, including 12 starts at LG, and one start at each RT and LT ... after two seasons at RT, was moved in the offseason to LG, where he started the first 2 games ... key component on a line that helped the Giants finish sixth in the NFL in scoring (26.3 pts/game) and eighth in total offense (372.3 yds/game) and helped Manning tie for second in the NFL with a career-high 35 TD passes while setting a franchise record with 387 completions; marked the second consecutive season Manning set the franchise record for completions ... part of line that tied for fourth in the NFL in fewest sacks allowed (27) ... tied Cincinnati with an NFL-high five games in which the line allowed zero sacks ... after starting the first two games at LG, moved to LT vs. Was (9/24) with Ereck Flowers out due to an ankle injury ... inactive vs. NE (11/15) and @ Was (11/29) with a concussion ... made his first career start at RT in the season finale vs. Phi (1/3).

2014: Started all 14 games in which he played at LT ... part of a line that helped the Giants rank 10th in the NFL in total offense (367.2 yds/game), while finishing the year with the NFL's seventh-ranked passing attack (267.0 yds/game) ... instrumental in Manning

setting a then-franchise record with 379 completions while setting a career-high in completion percentage (63.1%) ... part of an O-Line that helped the Giants tied for eighth in the NFL in sack rate, allowing a sack on just 4.7% of its pass attempts ... left game vs. SF (11/16) with a quad injury and missed the next two games: vs. Dal (11/23) and @ Jax (11/30) ... when he missed the game @ Dal in Week 12, it snapped a streak of 26 consecutive starts to begin his career.

2013: Started all 16 games at RT as a rookie, becoming the first Giants rookie to start an entire 16-game season since Barry Cofield in 2006, and the first offensive lineman to do so since David Diehl in 2003 ... also became the first Giants first-round draft choice start all 16 games as a rookie since Hall of Fame linebacker Lawrence Taylor in 1981 ... named to the PFWA All-Rookie team ... started in the season opener @ Dal (9/8), becoming the first Giants rookie to start a season opener since Greg Jones in 2011; also became the first Giants rookie offensive lineman to start an opener since Chris Snee in 2004.

COLLEGE:

After redshirting in 2009, Pugh started all 34 games in which he played at left tackle over his final three seasons at Syracuse ... blocked for a 1,000-yard rusher in each of his three seasons as a starter ... credited with 40 TD-resulting blocks and 288 knockdowns during his career ... as a junior in 2012, missed the first four games while recovering from offseason left shoulder surgery, but became Syracuse's first offensive lineman to earn All-American honors (third-team by The NFL Draft Report) since center John Flannery in 1990 ... also named All-Big East Conference for the third consecutive year, including the second time as a first-team choice ... started the final nine games at LT as a junior, recording 13 TD-resulting blocks for a running attack that scored 21 times and averaged 187.0 yards per game ... registered 102 knockdowns, marking the first time an Orange lineman recorded back-to-back seasons of 100+ knockdowns ... helped the team set school single-season records for completions (295), TD passes (26), passing yards (3,757) and total offense (6,188 yards) which led the Big East and was tied for 17th in the FBS with an average of 476.0 yards per game ... protected fellow Giants draft choice Ryan Nassib, who threw for 3,749 yards and 26 TDs ...



CARDINALS IN THE COMMUNITY

Since entering the league with the Giants in the first round of the 2013 NFL Draft, offensive lineman **Justin Pugh** has used the platform provided to him to become a positive influence in the community.

A cause close to Pugh's heart is supporting the military and first responders. As part of the NFL's "My Cause, My Cleats" campaign the past two years he has partnered with Merging Vets and Players, a program that was designed to address the challenge of transitioning from the battlefield to home by creating an environment where veterans and athletes can share their strength and experience.

During the 2017 NFL Draft, Pugh visited Joint Base McGuire-Dix-Lakehurst in New Jersey to thank members of the military for their service, host a youth football event for their kids and announce the Giants fifth-round pick on television with his brother Michael, who was stationed at the base.

Pugh has also participated in the Pro vs. GI Joe program where players competed in video games against military veterans through the Wounded Warrior Project which works to provide services and programs for wounded service members. On the 15th anniversary of 9/11, Pugh honored first responders by joining firefighters from Engine 34 Ladder 21 for a BBQ dinner at their firehouse in Hell's Kitchen.

Beyond the causes, campaigns and charitable organizations with which Pugh is associated, the Cardinals free agent actuation does not miss the opportunity to impact lives through simple kindness.

While living in Jersey City, he befriended his neighbor, Bill, who had lost his wife, suffered a back injury and fallen behind on his rent. The two developed a special bond, and Pugh's financial assistance prevented Bill from being evicted from his home of more than 30 years.

In 2015, Pugh returned to his high school (Council Rock South) in Holland, PA to host a skills camp for area youth. In conjunction with Conair Man, TD Bank, The Green Parrot, the NFL Foundation and USA Football, he hosted the fourth annual "Pugh Crew Summer Kickoff" in June for 250 children. In 2015, patients from Shriners Hospitals were among the camp attendees.

Pugh has served as a national spokesperson for Shriners' Game Day for LOVE campaign which supports fundraising events to provide life-saving and life-changing care to kids in need of specialized medical care. As part of the campaign, he hosted a viewing party, featuring a raffle and silent auction, in New York City when his alma mater, Syracuse, took on Clemson in 2014. In Week 17 the 2014 season, Pugh hosted three Shriners patients at the Giants home game against the Eagles. The guests were treated to a VIP tour of the stadium and received pregame field passes and a locker room tour after the game.

Since entering the league in 2013, Pugh has hosted and supported many other charitable causes and events including the following:

- Play 60 clinic at the NFL Experience during Super Bowl LI
- Co-host for the 2017 NBC4 and Telemundo Health and Fitness Expo Presented by Quest Diagnostics at MetLife Stadium
- Attended the Tom Coughlin Jay Fund's Champions for Children Gala which raises money to support the families of children with cancer

as a sophomore in 2011, started all 12 games for the Orange at LT and earned All-Big East first-team honors ... started all 13 games at LT as a redshirt freshman in 2010 and was second-team All-Big East.

PERSONAL:

Starred at Council Rock South (Holland, PA) High School where he earned the Maxwell Award as a senior, an award presented to the Top 50 high school scholar-athletes in the tri-state area (Pennsylvania, New Jersey and Delaware) ... added all-area and all-sub-

urban league first-team honors as a junior and senior in addition to being named second-team all-area and All-State as a defensive lineman by the Pennsylvania Football News during the 2008 season ... earlier in his prep career, he was a second-team all-area choice as a sophomore tackle ... as a senior was named his team's MVP and Defensive Player of the Year while serving as team captain in 2008 ... selected to play for Pennsylvania in the 2009 Big 33 All-Star Classic ... graduated in December of 2012 with a degree in Finance from the Martin J. Whitman School of Management.



PUGH CAREER STATS

Year	Team	GP/GS
2013	NYG	16/16
2014	NYG	14/14
2015	NYG	14/14
2016	NYG	11/11
2017	NYG	8/8
Total		63/63

PUGH POSTSEASON STATS

Year	Team	GP/GS
2016	NYG	1/1
Total		1/1

**GREG PYKE****COLLEGE:** Georgia**HOW ACQUIRED:** FA-18**YEARS NFL/CARDINALS:** 1/1**HOMETOWN:** Baltimore, MD**DOB:** June 4, 1993**68 | OFFENSIVE LINEMAN | 6-6 | 325****PRO CAREER:**

Originally entered the NFL with Buffalo as an undrafted rookie free agent on 5/5/17. Released by the Bills during final roster cuts on 9/2/17. Signed by the Cardinals on 5/14/18.

COLLEGE:

Started 36 of the 40 games he appeared in over four seasons at Georgia, starting two seasons at guard (2014-15) and one season at tackle (2016) ... blocked for 1,000-yard rushers and future NFL RBs Nick Chubb, Todd Gurley and Sony Michel during his time with the Bulldogs ... named to the Outland Trophy Watch list prior to his junior (2015) and senior seasons (2016) ... started all 13 games at right tackle as a senior in 2016 and blocked for Chubb who had 1,130 rushing yards on the year ... started 10 of 12 games played at guard during his junior season in 2015, leading the way for Michel to rush for 1,136 yards ... Georgia's offense averaged 190.4 rushing yards per game and 375.5 total yards per game during the '15 season ... as a sophomore in 2014, started all 13 games at guard,

earning second-team All-SEC honors from the Associated Press and being voted the team's Most Improved Player ... helped blocked for an offense that averaged a league-leading 258.8 rushing yards per game, 458.8 total yards per game and a school record 41.3 points per game ... during the 2014 season, blocked for Chubb, who rushed for 1,547 yards and 14 TDs, while averaging 7.1 yards per attempt ... appeared in two games as a freshman in 2013 ... redshirted in 2012.

PERSONAL:

Attended The Boys Latin School (Baltimore, MD) where he was a SuperPrep All-Mid-Atlantic Team selection and was named to the 2011 Chesapeake Bowl roster ... as a senior in 2011, earned consensus first-team All-State and All-MIAA conference honors and was selected to appear in the Maryland Crab Bowl All-Star game ... was a highly recruited lacrosse player while in high school who was rated as the #8 recruit in the country with multiple scholarship offers before deciding to play football in college ... earned a bachelor's degree in Human Development Family Science.

**HAASON REDDICK****COLLEGE:** Temple**HOW ACQUIRED:** D1/17 (13th)**YEARS NFL/CARDINALS:** 2/2**HOMETOWN:** Camden, NJ**DOB:** September 22, 1994**43 | LINEBACKER | 6-1 | 235****NOTE CARDS**

- The Cardinals first round selection (13th overall) in the 2017 NFL Draft, Reddick was the first LB and fifth defensive player selected behind DE Myles Garrett (first overall to Cleveland), DE Solomon Thomas (third overall to San Francisco), S Jamal Adams (sixth overall to the Jets) and CB Marshon Lattimore (11th overall to New Orleans).
- As a rookie in 2017, played all 16 games with three starts and registered 39 tackles, five tackles for loss, 2.5 sacks and two forced fumbles for the NFL's sixth ranked defense. He totaled 10 tackles in each of his first two starts while \$LB Deone Bucannon missed time with an ankle injury.
- Became the fourth Temple player ever selected in the first round, joining DT Muhammad Wilkerson (30th overall by the Jets in 2011), RB Paul Palmer (19th overall by the Chiefs in 1987) and G John Rienstra (ninth overall by the Steelers in 1986). Reddick joined RB George Sutch (22nd round) and LB Al Druis (27th round), both selected in 1943, as the only other Temple players ever drafted by the Cardinals.
- Injuries ended both his junior and senior seasons at Haddon Heights (NJ) High School, and he attended Temple as a walk-on CB. He received a scholarship after his junior season, and his mother, Raelakia, took out a loan for a meal plan so he could eat with the scholarship players.

PRO CAREER:

Selected by the Cardinals in the first round (13th overall) of the 2017 NFL Draft and appeared in all 16 games (three starts) as a rookie.

2017: Played all 16 games (three starts) and totaled 39 tackles, five for loss, 2.5 sacks, two forced fumbles, eight QB pressures and six QB hits for the NFL's sixth ranked defense ... led the team



with a career-high 10 tackles (seven solo), including two for loss, in his NFL debut @ Det (9/10) ... matched a team high with 10 tackles (six solo) @ Ind (9/17); stopped TE Jack Doyle short of the first down marker during the Colts final possession of regulation, which resulted in a three-and-out ... notched one tackle and paired with Olsen Pierre to bring down 49ers QB C.J. Beathard for his first-career sack @ SF (11/5) ... had a strip-sack of Seahawks QB Russell Wilson for his first-career full-sack and forced fumble vs. Sea (11/9) ... forced a fumble for the second time in three weeks vs. Jax (11/26) ... tallied three tackles, one tackle for loss, one sack and a QB hit for a defense that held the Titans to 204 total net yards (fewest by any opponent in 2017) vs. Ten (12/10); dropped Titans QB Marcus Mariota for an eight-yard loss to force third-and-18 with 2:23 remaining in the fourth quarter ... posted his first career special teams tackle and saw action on defense in the shutout win vs. NYG (12/24) ... had a tackle for loss and a career-high three special teams tackles in the season finale win @ Sea (12/31).

COLLEGE:

Started 32 of 46 games at Temple, totaling 150 tackles, 18.0 sacks, 46.0 tackles for loss (second most in American Athletic Conference history), an INT, five forced fumbles, a fumble recovery and four passes defended ... awarded a single-digit jersey number (changed from 58 to 7), which is given to the toughest Temple players as voted by teammates, as a senior ... earned first-team All-American Athletic Conference honors and a Senior Bowl invite after he started all 14 games and totaled

65 tackles, an FBS-leading and AAC single-season record 22.5 tackles for loss, a team-high 10.5 sacks, an INT, three forced fumbles and a fumble recovery ... earned a starting role at defensive end and started 12 of 14 games with 46 tackles, 5.0 sacks, 12.5 tackles for loss, five QB hits, two forced fumbles and a pass defended, receiving honorable mention all-conference honors as a junior ... moved from linebacker to defensive line and played nine games with two starts as a sophomore, recording 25 tackles, 1.5 sacks and seven tackles for loss ... missed the final three games of the 2014 campaign due to an injury suffered in practice ... did not see action in the first three games of his redshirt freshman season but appeared in each of the final nine contests with four starts ... contributed primarily on special teams until midway through the 2013 season before collecting 14 tackles, four for loss, a sack, a pass defended and a fumble recovery at linebacker ... redshirted as a true freshman.

PERSONAL:

Pronounced "ha-SAHN" ... Attended Haddon Heights (Camden, NJ) High School, where he lettered three times in football at running back and safety ... was limited to four total games during his junior and senior seasons due to a broken leg (junior) and a torn meniscus in his knee (senior) ... a native of Camden, Reddick was awarded a Key to the City in a ceremony aboard the Battleship New Jersey the week he was drafted ... in 2017, helped provide free turkeys during Thanksgiving week at the MD Anderson Cancer Center in his hometown of Camden, NJ ... earned a degree in Criminal Justice.

REDDICK CAREER STATS

Year	Team	GP/GS	Tackles			Sacks		Interceptions						FR	FF	STT
			Solo	Asst	Ttl	Sk	Yds	Int	Yds	Lg	TD	PD				
2017	Ariz	16/3	26	13	39	2.5	14.0	0	0	0	0	0	0	2	4	
Total		16/3	26	13	39	2.5	14.0	0	0	0	0	0	0	2	4	

Single Game Highs:

Total Tackles: 10, two times, last @ Indianapolis, 9/17/17; **Solo Tackles:** 7, @ Detroit, 9/10/17; **Sacks:** 1.0, two times, last vs. Tennessee, 12/10/17; **Forced Fumbles:** 1, two times, last vs. Jacksonville, 11/26/17; **Special Teams Tackles:** 3, @ Seattle, 12/31/17.

**EDMOND ROBINSON****COLLEGE:** Newberry (SC)**HOW ACQUIRED:** FA-17**YEARS NFL/CARDINALS:** 4/2**HOMETOWN:** Wadmalaw Island, SC**DOB:** February 23, 1992**58 | LINEBACKER | 6-3 | 245****PRO CAREER:**

Originally selected by the Minnesota Vikings in the seventh round (232nd overall) of the 2015 NFL Draft. Released by the Vikings on 9/2/17 and claimed off waivers by the Jets on 9/3/17. Released from New York's injured reserve list on 12/19/17. Signed to the Cardinals practice squad on 12/22/17 and elevated to the active roster on 12/26/17.

2017: Had a special teams tackle in his Jets debut @ Buf (9/10) ... placed on injured reserve (groin) on 9/18 and was released from the Jets injured reserve list on 12/19 ... signed to the Cardinals practice squad on 12/22 and was promoted to the 53-man roster on 12/26 ... inactive @ Sea (12/31).

2016: Appeared in 12 games and contributed primarily on special teams ... had a special teams tackle @ Car (9/25), vs. Det (11/6) and @ GB (12/24) ... inactive @ Ten (9/11), vs. GB (9/18), vs. AZ (11/20) and @ Jax (12/11).

2015: Played in nine games (two starts) after becoming the first player from Division II Newberry drafted since 1974 ... had two special teams tackles in his NFL debut vs. KC (10/18) ... started for an injured Anthony Barr @ Ari (12/10) and vs. Chi (12/20) and totaled five tackles and a pass defended ... one of six

Vikings rookies to start against the Cardinals, marking a franchise record ... posted a season-high four tackles vs. NYG (12/27) ... made his postseason debut in Wild Card game vs. Sea (1/10/16).

COLLEGE:

Played 41 games at Newberry where he led the Wolves with 68 tackles, 7.5 tackles for loss, five passes defended and two fumble recoveries as a senior in 2014 ... a two-time (2013-14) first-team all-South Atlantic Conference selection, East-West Shrine Game participant and a Daktronics first-team all-Super Region 2 honoree.

PERSONAL:

Attended St. John's (John's Island, SC) High School, where he was also a four-year starter on the varsity basketball team and earned all-region VI honors in hoops ... earned all-state honors on both the hardwood and the gridiron as a junior and a senior ... received a bachelor's degree in Business Administration in December 2014 ... volunteers with Special Olympics and at the Emanuel African Methodist Episcopal Church in Charleston ... plays the drums at church.

ROBINSON CAREER STATS

Year	Team	GP/GS	Tackles			Sacks		Interceptions					FR	FF	STT
			Solo	Asst	Ttl	Sk	Yds	Int	Yds	Lg	TD	PD			
2015	Min	9/2	5	4	9	0.0	0.0	0	0	0	0	1	0	0	8
2016	Min	12/0	0	0	0	0.0	0.0	0	0	0	0	0	0	0	3
2017	NYJ/AZ	1/0	0	0	0	0.0	0.0	0	0	0	0	0	0	0	1
Total		22/2	5	4	9	0.0	0.0	0	0	0	0	1	0	0	12

Single Game Highs:

Total Tackles: 4, vs. NY Giants, 12/27/15; **Solo Tackles:** 3, vs. NY Giants, 12/27/15; **Passes Defended:** 1, vs. Chicago, 12/20/15; **Special Teams Tackles:** 2, vs. NY Giants, 12/27/15.

ROBINSON POSTSEASON STATS

Year	Team	GP/GS	Tackles			Sacks		Interceptions						FR	FF	STT
			Solo	Asst	Ttl	Sk	Yds	Int	Yds	Lg	TD	PD				
2015	Min	1/0	0	0	0	0.0	0.0	0	0	0	0	0	0	0	0	
Total		1/0	0	0	0	0.0	0.0	0	0	0	0	0	0	0	0	



JOSH ROSEN

COLLEGE: UCLA

HOMETOWN: Manhattan Beach, CA

DOB: February 10, 1997

ROUND 1
10th Overall



3 | QUARTERBACK | 6-4 | 218

NOTE CARDS

- The Cardinals first round selection in the 2018 NFL Draft, Arizona moved up from 15th overall to 10th overall to acquire Rosen. It marked just the third time in the modern draft era that the Cardinals moved up in the first round (both previous instances came in 1993).
- Joins Hall of Famer Troy Aikman (1st overall to Dallas in 1989) as the only UCLA QBs ever selected in the top-10 of the NFL Draft.
- Rosen, Baker Mayfield (1st overall to Browns), Sam Darnold (3rd overall to Jets), Josh Allen (7th overall to Bills) and Lamar Jackson (32nd overall to Ravens) were the five QBs selected in the first round in 2018. It marked the first time since 1949 that there have been four QBs selected in the top-10 and the 2018 NFL Draft marked just the third time that at least five quarterbacks were selected in the opening round since the inception of the common draft in 1967: 6 in 1983; 5 in 2018 and 1999.
- Averaged 311.3 passing yards per game during his career at UCLA and holds UCLA career records for most 300-yard outings (17) and most games with 350+ passing yards (10).
- Threw at least one TD pass in 28 of his 30 collegiate starts and had multiple TD passes in 17 games. In a stretch between his freshman and junior seasons, he established a school record with at least one TD pass in 14 consecutive games.
- At UCLA, was a member of the Athletic Director's Academic Honor Roll in Fall 2015, Winter 2015, Fall 2016, Winter 2017 and Spring 2017. Carried a 4.3 GPA in high school at St. John Bosco Prep.

COLLEGE CAREER:

A three-year starter at UCLA (2015-17), Rosen started 30 games and completed 712-of-1,170 pass attempts (60.9%) for 9,340 yards and 59 TDs during his college career ... also added six rushing TDs ... averaged 311.3 passing yards per game ... threw for 300+ yards 17 times and 400+ yards six times, holding UCLA career records for most 300-yard outings (17) and most games with 350+ passing yards (10) ... threw at least one TD pass in 28 of his 30 collegiate starts ... had multiple TD passes in 17 games and at least three TD passes in 10 games.

2017: Started all 11 games played as a junior and was named second-team All-Pac-12 by the conference's coaches ... completed 283-of-452 pass attempts (62.6%) for 3,756 yards, 26 TDs and 10 INTs ... his 62.6 completion percentage, 3,756 passing yards and 26 passing TDs all set career highs ... added two rushing TDs ... led the Pac-12 in passing yards per game average (341.5) and total offense per game average (332.6) ... set school records for passing yards/game (341.5), most games passing for 350+ yards in a season (6), most games passing for 300+ yards in a season (7), most consecutive games of 300+ yards in total offense (5), most consecutive game passing for 300+ yards in a season (5) and most games with 350+ yards of total offense in a season (6) ... tied the school record with 40 completions against Stanford ... threw for at least 400 yards in games vs. Texas A&M (491), Memphis (463), Stanford (480), Arizona State (420), USC (421) ... honorable mention All-Pac-12 Academic team ... in season opener vs. Texas A&M, helped author the second-biggest comeback in col-

lege football history in leading the Bruins back from a 44-10 third quarter deficit; led five consecutive scoring drives in the final 19 minutes for a 45-44 win, throwing the game-winning 10-yard TD passes on a fake spike with just under a minute left in regulation; completed 35-of-59 pass attempts for 491 yards and four TDs in the contest.

2016: Started the first six games of the season before an injury suffered at Arizona State forced him to miss the rest of the season ... completed 137-of-231 pass attempts for 1,915 yards, 10 TDs and five INTs prior to the injury ... added two rushing TDs ... threw for 300+ yards in four of his six starts, including a season-high 400 yards against ASU before he was injured late in the game ... named to Davey O'Brien, Walter Camp, Rotary Lombardi and Maxwell Award watch lists prior to the season ... honorable mention Pac-12 Conference Football All-Academic team selection.

2015: Started all 13 games, becoming the first Bruin true freshman to start a season-opener at QB ... named the Sporting News Freshman of the Year and earned USA Today first-team freshman All-American honors ... also named Sporting News first-team Freshman All-American and FWAA first-team Freshman All-American ... Pac-12 Conference Offensive Freshman of the Year (coaches) and Pac-12 Newcomer of the Year (AP) ... completed 292-of-487 pass attempts (60.0%) for 3,669 yards, 23 TDs and 11 INTs ... also added two rushing TDs ... set numerous school marks, including most consecutive pass attempts without an INT (245); most passing yards by a true freshman in a game (399 v. Cal); most passing yards in a season by a true freshman (3,670); most 300-yard passing games in a season



(tied-6); most TD passes by a true freshman (23); most TD passes by a true freshman in a game (3-tied); most pass attempts in a season (487); most passing yards per game in a season by a true freshman (282.3) ... threw for 300+ yards in a game six times ... honored in New York after being selected as one of five recipients of the 2015 NFF National HS Scholar-Athlete award ... presented the John Boncheff, Jr. Memorial Award for Rookie of the Year and the Captain Don Brown Memorial Award for Most Improved Player at the annual team banquet ... enrolled in January of 2015 and participated in spring practice.

PERSONAL:

Attended St. John Bosco (Bellflower, CA) Prep High School where he was rated the No. 1 QB in the country by Scout.com, the No. 2 QB in the country by ESPN.com, the No. 1 recruit in the nation by PrepStar and was named first-team All-American by USA Today as a senior in 2014 ... named first-team All-State and the 2014 L.A. Time All-Area

Player of the Year in 2014 ... selected to play in the Under Armour High School All-Star game following his senior season ... completed 525-of-840 pass attempts (63%) for 8,473 yards and 90 TDs during his prep career ... as a junior in 2013, led the team to the MaxPreps National Championship, California State Championship, Pac-5 CIF Championship and Trinity League Championship ... carried a 4.3 GPA at St. John Bosco ... his mom, Elizabeth, was captain of the lacrosse team and also played field hockey at Princeton ... also has two sisters: Beatrice, who was a two-time NCAA DIII National Team Tennis Champion and a two-time DIII All-American tennis player at Emory University, and Lydia, who is a nationally ranked rower as a high school junior ... a nationally ranked tennis player through middle school, he made the semifinals of the league tournament during his lone season playing in high school as a senior ... father, Charles, is a nationally renowned spine surgeon ... has spent time volunteering for Habitat for Humanity ... majored in Economics.

ROSEN COLLEGE STATS

Year	GP/GS	Att	Cmp	Passing		Yds	Yds/Att	TD	Int	Lg
				Pct						
2015	13/13	487	292	60.0		3,669	7.5	23	11	70t
2016	6/6	231	137	59.3		1,915	8.3	10	5	66t
2017	11/11	452	283	62.6		3,756	8.3	26	10	65t
Total	30/30	1,170	712	60.9		9,340	8.0	59	26	70t



RASHAD ROSS

COLLEGE: Arizona State

HOW ACQUIRED: FA-17

YEARS NFL/CARDINALS: 3/1

HOMETOWN: Vallejo, CA

DOB: February 2, 1990

15 | WIDE RECEIVER | 6-0 | 180

PRO CAREER:

Originally signed with Tennessee as a rookie free agent on 5/9/13. Released on 8/31/13 and signed to the practice squad on 9/1/13. Released by Tennessee on 10/29/13 and signed to the Chiefs practice squad on 11/12/13. Re-signed with the Chiefs on 11/6/14 and was released on 5/12/14. Signed with Washington on 5/23/14 and was released on 9/1/14. Signed to the Bears practice squad on 9/16/14 and was released on 9/30/14. Re-signed with Washington on 11/17/14 and was released on 12/22/16. Signed to the Lions practice squad on 12/24/16 and was released on 1/16/17. Signed with San Francisco on 1/19/17 and was released on 6/1/17. Signed with Buffalo on 6/6/17 and was released on 8/29/17. Signed to the Cardinals practice squad on 12/19/17. Signed a future contract on 1/2/18.

2016: Appeared in five games with Washington, playing offense and special teams ... had his lone reception of the season @ Bal (10/9) ... returned one kickoff 22 yards vs. Min (11/13).

2015: Appeared in a career-high 13 regular season games and one postseason contest ... had 184 receiving yards and a TD on eight receptions and

added 684 yards on 28 kickoff returns, including a 101-yard kickoff return TD ... also scored on a blocked punt recovery ... recorded a 23-yard kickoff return vs. Stl (9/20) ... scored his first career kickoff return TD @ NYG (9/24) on a 101-yard return in the fourth quarter; also had his first career NFL reception, gaining seven yards on a pass from Kirk Cousins in the fourth quarter and added another reception for 20 yards later in the game ... caught a 43-yard pass vs. Phi (10/4) ... returned two kickoffs for 53 yards and drew a 42-yard pass interference penalty on offense @ Atl (10/11) ... returned five kickoffs for 96 yards, caught one pass for 16 yards and recovered a blocked punt in the end zone @ NYJ (10/18) for his second TD of the season ... gained 117 yards on four kickoff returns including a 41-yarder to set up the game-tying score late in the fourth quarter vs. Dal (12/7) ... caught two passes for 47 yards and averaged 22 yards on two kickoff returns in a win @ Chi (12/13) ... caught two passes, including his first career receiving TD, on a career-long 71-yard pass from Colt McCoy @ Dal (1/3) ... averaged 19.2 yards on five kickoff returns and caught a two-yard pass in NFC Wild Card matchup vs. GB (1/10).



2014: Spent the offseason with the Redskins before being waived on 8/26 ... signed to the Bears practice squad and was elevated to the active roster in Week 3 ... made his NFL debut on Monday Night Football @ NYJ (9/22), appearing on special teams ... saw action on offense and on special teams vs. GB (9/28).

COLLEGE:

Appeared in 26 career games (14 starts) at Arizona State from 2011-12 and had 55 receptions for 864 yards and seven TDs ... also added 28 kickoff returns for 779 yards and two TDs, including a 100-yard return against Colorado and a 98-yard return against Boise State in the MAACO Las Vegas Bowl ... as a senior in 2012, played in 13 games and had 37 receptions for 610 yards with six TDs and returned 15 kickoffs for 384 yards with a TD ... as a junior in 2011, saw action in 13 contests and collected 254 receiving yards and a TD on 18 catches ... attended

Butte College as a sophomore in 2010, totaling 368 receiving yards on 17 receptions with three TDs and added 180 rushing yards, 498 kickoff return yards and 195 punt return yards ... as a freshman at Butte in 2009, caught 11 passes for 246 yards (22.4 avg.) and two TDs ... as a member of the Arizona State outdoor and indoor track teams, set a career time in the 200m (21.01 seconds) at the Pac-12 Championships ... was a member of the Pac-12 Championship first place 4x100m relay and 200m indoor teams.

PERSONAL:

Attended Vallejo (CA) High School, where he caught 21 passes for 323 yards with a TD and rushed 48 times for 268 yards with two TDs as senior in 2008 ... participated in the DeSean Jackson Golf Tournament to benefit the Sol Goldman Pancreatic Cancer Center at Johns Hopkins and anti-bullying initiatives around the Washington, DC area in 2015 ... earned a degree in Criminal Justice from ASU.

ROSS CAREER STATS

Year	Team	GP/GS	Receiving		Avg	Lg	TD
			Rec	Yds			
2014	Chi	2/0	0	0	0.0	-	0
2015	Was	13/0	8	184	23.0	71t	1
2016	Was	5/0	1	8	8.0	8	0
Total		20/0	9	192	21.3	71t	1

Single Game Highs:

Receptions: 2, three times, last @ Dallas, 1/3/16; **Receiving Yards:** 71, @ Dallas, 1/3/16; **Receiving TDs:** 1, @ Dallas, 1/3/16; **Long Reception:** 71t, @ Dallas, 1/3/16.

Additional Statistics:

Kickoff Returns: Career: 34-812; **2016:** 1-22; **2015:** 28-684, TD; **2014:** 5-106. **TDs:** Kickoff Return: 101 yards @ New York Giants, 9/24/15. **Blocked Punt Return:** Recovered in end zone @ New York Jets, 10/18/15.



BEAU SANDLAND

COLLEGE: Montana State
HOW ACQUIRED: FA-18
YEARS NFL/CARDINALS: 1/1

HOMETOWN: Woodland Hills, CA
DOB: February 23, 1993

81 | TIGHT END | 6-5 | 255

PRO CAREER:

Originally selected by the Carolina Panthers in the seventh round (252nd overall) of the 2016 NFL Draft. Released on 9/3/16 and signed to the Panthers practice squad on 9/4/16. Released on 11/9/16 and signed to the Packers practice squad on 11/11/16. Re-signed with the Packers on 1/24/17 and was released on 8/18/17. Signed with the Cardinals on 4/16/18.

COLLEGE:

Played his senior season at Montana State where he received first-team All-Big Sky Conference and FCS second-team All-American honors ... started 11 games and led the Bobcats with 632 yards and nine

TDs on 37 receptions in 2015 ... redshirted in 2014 after transferring from Miami ... played 13 games and caught nine passes for 94 yards and one TD for the Hurricanes in 2013 ... appeared in 17 games in two years (2011-12) at Pierce (Los Angeles, CA) College, totaling 44 receptions for 532 yards and five TDs ... received first-team All-South California Football Association as a sophomore in 2012.

PERSONAL:

Attended Simi Valley (CA) High School ... descendant of English immigrants who came to America in the 1880s ... grew up riding horses and quads on his family's property in rural Southern California ... majored in Sociology at Montana State.



RICKY SEALS-JONES

COLLEGE: Texas A&M**HOW ACQUIRED:** FA-17**YEARS NFL/CARDINALS:** 2/2**HOMETOWN:** Sealy, TX**DOB:** March 15, 1995**86 | TIGHT END | 6-5 | 243**

NOTE CARDS

- Caught 12 passes for 201 yards (16.8 avg.) and three TDs in 2017 after making the Cardinals roster as a rookie free agent out of Texas A&M. In doing so, joined Robert Awalt (6 in 1987) and Doug Marsh (4 in 1980) as the only rookie TEs in franchise history with at least three TD receptions.
- Only a trio of 2017 first round picks – Evan Engram (NYG), O.J. Howard (TB) and David Njoku (Cle) – had more TD receptions among rookie TEs in 2017.
- Had two TD receptions at Houston in Week 11 last season, joining HOFer Jackie Smith as the only rookie TEs in franchise history with multiple TD catches in a game.

PRO CAREER:

Signed with the Cardinals as an undrafted rookie free agent on 5/2/17. Released on 9/2/17 and re-signed to the practice squad on 9/3/17. Elevated to the active roster on 9/25/17 and appeared in 10 games for Arizona as a rookie.

2017: Played 10 games (one start), was inactive for four others and had 12 receptions for 201 yards and three TDs ... only a trio of first round draft picks – Evan Engram (NYG), O.J. Howard (TB) and David Njoku (Cle) – had more TD receptions among rookie TEs ... made his NFL debut on special teams vs. Dal (9/25) ... targeted five times on eight offensive snaps, securing three receptions for 54 yards and two TDs @ Hou (11/19); became the second Cardinals rookie TE with two TD receptions in a game (HOFer Jackie Smith, two vs. Pit on 10/13/63) ... had a game-high 72 yards and a 29-yard TD reception on four catches vs. Jax (11/26) ... secured a 20-yard reception on the Cardinals first possession of the fourth quarter vs. Ten (12/10) ... caught two passes for 11 yards in his first-career start @ Was (12/17).

COLLEGE:

Appeared in 39 games (31 starts) and had 123 receptions for 1,442 yards (11.7 yard avg.) and 10 TDs while playing wide receiver ... played 11 games as a junior in 2016 and had 26 receptions for 333 yards and one TD ... as a sophomore in 2015, saw action in all 13 games (11 starts) and posted 45 catches for 560 yards and four TDs ... as a freshman in 2014, saw action in all 13 games (10 starts) and recorded 49 receptions for 465 yards and four TDs ... played in two games as a true freshman in 2013 before suffering a season-ending injury.

PERSONAL:

Attended Sealy (TX) High School where he was named a U.S. Army All-American ... missed a large portion of his senior year with an early-season injury, but returned to action late in the year ... in 2011, played quarterback and had 114 carries for 1,245 yards and 15 TDs along with 761 passing yards and eight TDs to earn District 24-3A MVP honors ... on defense, recorded 68 tackles and five INTs as a junior ... five-star recruit by Scout.com, four-star recruit by ESPN.com and Rivals.com ... cousin is Pro Football Hall of Fame RB Eric Dickerson ... majored in Sports Management.

SEALS-JONES CAREER STATS

Year	Team	GP/GS	Receiving		Avg	Lg	TD	STT
			Rec	Yds				
2017	Ariz	10/1	12	201	16.8	29t	3	3
Total		10/1	12	201	16.8	29t	3	3

Single Game Highs:

Receptions: 4, vs. Jacksonville, 11/26/17; **Receiving Yards:** 72, vs. Jacksonville, 11/26/17; **TDs:** 2, @ Houston, 11/19/17; **Long Reception:** 29t, vs. Jacksonville, 11/26/17; **Long TD Reception:** 29, vs. Jacksonville, 11/26/17; **Special Teams Tackles:** 2, @ Houston, 11/19/17.



TRENT SHERFIELD

COLLEGE: Vanderbilt
HOMETOWN: Danville, IL
DOB: February 26, 1996

HOW ACQUIRED: FA-18

◆ **ROOKIE** ◆

16 | WIDE RECEIVER | 6-1 | 205

COLLEGE CAREER:

A three-year starter, finished his college career with 136 receptions for 1,869 yards (13.7-yard avg.) and nine TDs in 48 games (27 starts) ... finished his career ranked eighth in school history in both receptions and receiving yards ... as a senior captain in 2017, had 50 receptions for a team-leading and career-high 729 yards and five TDs to go along with eight carries for 92 yards while playing in 12 games (eight starts) ... appeared in all 13 games (seven starts) as a junior in 2016 and finished the year second on the team in both receptions (34) and receiving yards (472) while also adding a TD reception ... rushed seven times for 97 yards ... started all 12 games as a sophomore in 2015 and led the Commodores in receptions (51), receiving yards (659) and receiving TDs (3) ... established a school single-game record with 240 receiving yards vs. Austin Peay (9/19/15) ... one of two true fresh-

man WRs to play for Vanderbilt in 2014, appearing in seven games.

PERSONAL:

A four-year letterman and two-time team captain at Danville (IL) High School, started on both offense and defense in his final three seasons ... started at QB as junior and senior, accounting for 4,790 yards and 64 total TDs on offense ... as three-year starter at DB, amassed 146 tackles and six INTs ... as a senior QB, accumulated 2,429 total yards, threw 22 TD passes and rushed for 11 TDs ... also registered 83 tackles as senior ... accounted for 443 total yards and seven TDs - four rushing and three passing - in the 2013 season opener ... two-time honorable mention all-state and all-area recipient who played in postseason Offense-Defense All-American Bowl ... also a three-year letterman as a guard in basketball and at track and field.



A.Q. SHIPLEY

COLLEGE: Penn State
HOW ACQUIRED: FA-15
YEARS NFL/CARDINALS: 7/4

HOMETOWN: Moon Township, PA
DOB: May 22, 1986

53 | OFFENSIVE LINEMAN | 6-1 | 307

NOTE CARDS

- Originally signed with Cardinals as a free agent in 2015 after spending two seasons with Colts (2012, 2014) and one with Ravens (2013). Re-signed to a two-year contract on 3/9/17.
- Started all 16 games and played every offensive snap at center for the Cardinals in 2017, marking the second consecutive year he was the only Arizona O-lineman to start every game.
- Started all 16 games at center in 2016 and helped Arizona total 418 points (fourth-most in franchise history) and finish as the NFL's #9 ranked offense.
- During his first season in Arizona in 2015, appeared in 12 games (three starts) and helped pave the way as the Cardinals finished the 2015 season with the NFL's #1 ranked offense for the first time in franchise history.

PRO CAREER:

Originally drafted by the Steelers in the seventh round (226th overall) of the 2009 NFL Draft. Released on 9/5/09 and added to Steelers practice squad on 9/6/09 where he remained for the entire season. Signed with Eagles on 1/11/10. Released on 9/4/10. Added to Eagles practice squad on 9/5/10 and spent the entire season there. Signed to a future contract by the Eagles on 1/10/11. Released on 9/2/11. Signed with Colts on 1/28/12. Released on 9/10/12 and added to Colts practice squad on 9/11/12. Elevated to active roster on 10/1/12. Traded to Ravens for a conditional 2014 draft pick on 5/9/13. Released on 8/30/14 and claimed off waivers by Colts on 8/31/14. Signed a two-year contract with Cardinals as a free agent on 3/11/15. Re-signed with the Cardinals to a two-year contract on 3/9/17.

2017: Started at center in all 16 games and played every offensive snap, the only Cardinals offensive lineman to start every game in each of the last two seasons ... helped lead Adrian Peterson to 134 rushing yards and two TDs on 26 carries vs. TB (10/15) ... started for an offensive line that did not allow a sack and helped Peterson rush for 159 yards on a franchise-record 37 carries @ SF (11/5) ... started for an offensive line that allowed just one sack against a Jaguars defense that entered the game with an NFL-high 40 sacks vs. Jax (11/26) ... helped Kerwynn Williams rush for 97 yards on 16 carries (6.1-yard avg.) vs. LAR (12/3) ... helped the Cardinals rush for 136 yards on 29 carries (4.7-yard average) against the Titans No. 3-ranked rush defense (86.2 ypg) vs. Ten (12/10) ... blocked for an offense that rushed for 141 yards @ Was (12/17) and 116 yards in the season finale win @ Sea (12/31), allowing just one sack against the Seahawks.



2016: Started at center in all 16 games, the only Cardinals O-lineman to start every game ... helped Arizona total 418 points (fourth-most in franchise history) and finish as the NFL's #9 ranked offense ... helped Cardinals rush for 92 yards and a TD on 19 attempts vs. NE (9/11) ... blocked as Cardinals allowed just one sack in 36 pass plays and ran for 105 yards and a TD on 30 attempts vs. TB (9/18) ... helped Arizona run for 118 yards on 25 carries vs. LA (10/2) ... blocked as Cardinals rushed for 172 yards and two TDs on 37 attempts and allowed just one sack @ SF (10/6) ... helped Cardinals run for 171 yards and three TDs on 35 carries while not allowing a sack vs. NYJ (10/17) ... blocked as Arizona rushed for 132 yards on 37 attempts vs. Sea (10/23) ... helped Cardinals rush for 135 yards and a TD on 28 carries @ Min (11/20) ... part of line that limited Redskins to two sacks in 48 pass plays vs. Was (12/4) ... helped block as Cardinals ran for season-high 175 yards and a TD on 27 attempts @ Mia (12/11) ... blocked as Arizona ran for 116 yards and three TDs while allowing just one sack vs. NO (12/18) ... helped Cardinals run for three TDs and allow just one sack @ Sea (12/24) ... helped Cardinals allow just one sack and score season-high 44 points @ LA (1/17).

2015: Appeared in 12 games with three starts, playing mainly as a FB/eligible lineman ... helped the Cardinals finish with the #1 offense in the NFL for the first time in team history and set franchise record for points (489) and TDs (59) ... started at FB twice and at C in Week 15 with Lyle Sendlein injured ... served as FB and lead blocker on Andre Ellington's one-yard TD run in the second quarter vs. NO (9/13) ... DNP @ Chi (9/20) ... played as a FB on five short-yardage snaps vs. SF (9/27); also played center for the last three snaps of the game ... played one snap at FB in the first quarter vs. StL (10/4) ... played center for 10 snaps in the fourth quarter @ Det (10/11) ... DNP @ Pit (10/18) ... started at FB and played seven total snaps vs. Bal (10/26) ... played 13 snaps as a FB @ Cle (11/1) ... DNP the next two games ... started at FB and appeared in six plays @ SF (11/29) ... played five snaps at center on final possession @ StL (12/6) ... appeared for nine snaps at FB vs. Min (12/10) ... started at C with Lyle Sendlein injured and helped Cardinals run for season-high 230 yards and three TDs on 39 attempts @ Phi (12/20); marked most rushing yards by the team in over four years (268, @ StL, 11/27/11) ... played the final 10 snaps of the game at C and appeared at FB for one snap in the first half vs. GB (12/27) ... saw action at C on the last five snaps vs. Sea (1/3/16) ... DNP in Divisional Playoff vs. GB (1/16/16) and NFC Championship Game @ Car (1/24/16).

2014: Played in 15 games (five starts) after being claimed off waivers by Indianapolis on 8/31 ... started the first four games of the season at C and then started at LG in Week 17 ... started in season opener @ Den (9/7) and helped block as Colts finished with 408 total yards ... made second straight start vs. Phi (9/15) as Indy did not allow a sack and ran for 169 yards ... helped Colts generate 529 total yards @ Jax (9/21), the 10th highest single-game total in franchise history; also blocked as Andrew Luck tied his then career high with four TD passes ... part of offensive line that held the Titans without a sack vs. Ten (9/28); Colts totaled 498 yards and Luck again threw for four TD

passes ... played in the next eight games on special teams and as a reserve lineman ... filled in at C after Jonotthan Harrison was injured @ Cle (12/7) and helped Colts rally from 21-7 third-quarter deficit to a 25-24 victory ... inactive vs. Hou (12/14) ... started at LG in regular season finale @ Ten (12/28) but left in second quarter with ankle injury ... inactive (ankle) for Wild Card game vs. Cin (1/4/15) ... played on special teams in Divisional Playoff game @ Den (1/11/15) and AFC Championship Game @ NE (1/18/15).

2013: Played in all 16 games and made a career-high nine starts at LG with Baltimore after being acquired in an offseason trade ... helped Joe Flacco set career highs with 362 completions, 614 attempts and 3,912 passing yards ... appeared on special teams the first seven games of the season ... saw action at LG for an injured Kelechi Osemele @ Mia (10/6) ... made first start of the season @ Cle (11/3) and started every game the rest of the season ... helped Ravens rush for 174 yards, including a season-high 131 yards by Ray Rice @ Chi (11/17).

2012: Saw action in 14 games with five starts at C in his first season on an active roster ... made NFL debut @ Chi (9/9) ... released on 9/10 and added to Colts practice squad the next day ... signed to 53-man roster on 10/1 ... made first career start vs. GB (10/7) and helped Andrew Luck throw for 362 yards and two TDs ... replaced the injured Samson Satele at C vs. Mia (11/4) and helped Colts total 516 yards ... started @ Jax (11/8) and blocked as Colts ran for 138 yards ... came on to replace the injured Satele vs. Ten (12/9) and then started the last three games of the season: @ Hou (12/16), @ KC (12/23) and vs. Hou (12/30) ... saw action on special teams in his playoff debut in Wild Card game @ Bal (1/6/13).

COLLEGE:

Started his final 39 games at center for Penn State ... won the Rimington Trophy as the nation's top center as a senior in 2008 ... also was an All-American and Big Ten Offensive Lineman of the Year ... helped Nittany Lions go 11-2 and earn a Rose Bowl invitation in 2008 ... earned first-team All-Big Ten honors from the league's coaches as a junior and was a candidate for the Rimington Trophy ... moved to center full-time during the spring prior to his sophomore year ... played on both the offensive and defensive lines as a redshirt freshman in 2005 ... redshirted and played defensive tackle on the scout team in 2004.

PERSONAL:

Full name is Allan Quay Shipley ... attended Moon Area (Moon Township, PA) High School where he helped team reach the 2003 Western Pennsylvania District Class AAA semifinals after winning the Parkway Conference championship ... four-year starter totaled 243 tackles, 41 tackles for loss and 13 sacks ... totaled 53 tackles, 13 tackles for loss, three sacks and two forced fumbles as a senior ... selected to Pittsburgh Post-Gazette Fabulous 22, the Pittsburgh Tribune-Review Terrific 25 and the Harrisburg Patriot-News Platinum 33 ... also a three-year starter in basketball and was a two-year captain of both football and basketball teams ... inducted into the Western Pennsylvania Interscholastic Athletic League Hall of Fame in June of 2018 ... majored in Labor and Industrial Relations ... he and his wife, Shari, have a daughter, Skyler.



SHIPLEY CAREER STATS

Year	Team	GP/GS
2012	Ind	14/5
2013	Bal	16/9
2014	Ind	15/5
2015	Ariz	12/3
2016	Ariz	16/16
2017	Ariz	16/16
Total		89/54

SHIPLEY POSTSEASON STATS

Year	Team	GP/GS
2012	Ind	1/0
2014	Ind	2/0
2015	Ariz	0/0
Total		3/0



ANDRE SMITH

COLLEGE: Alabama

HOW ACQUIRED: UFA-18 (Bengals)

YEARS NFL/CARDINALS: 10/1

HOMETOWN: Birmingham, AL

DOB: January 25, 1987

71 | OFFENSIVE LINEMAN | 6-4 | 325

NOTE CARDS

- Signed a two-year contract with Arizona on 3/16/18 as an unrestricted free agent after spending nine seasons with the Bengals (2009-15, '17) and Vikings (2016).
- Has played 99 regular season games (84 starts at RT and one at LT) and was part of six playoff teams and three AFC North championships with Cincinnati.
- Helped the Bengals rank in the NFL's Top-10 in sacks allowed during six of his eight seasons with the team. In 2014, Cincinnati ranked third in the NFL with just 23 sacks allowed while also finishing sixth in the NFL in total rushing yards (2,147).
- Started 15 and 14 games for the 2013 and 2015 Bengals, respectively, helping the team produce two of the highest scoring seasons in franchise history (430 points in 2013—third most in team history and 419 in 2015—sixth).

PRO CAREER:

Originally entered the NFL as the Bengals first-round selection (sixth overall) of the 2009 NFL Draft after declaring following his junior season. Signed a three-year contract with Cincinnati on 4/26/13. Signed a one-year contract with Minnesota on 3/18/16. Signed a one-year contract with Cincinnati on 3/18/17. Signed a two-year contract with Arizona on 3/16/18.

2017: Played 13 games with eight starts before being placed on injured reserve (knee) on 12/20 ... active but DNP in the season-opener vs. Bal (9/10) ... made his first-career start at LT for an offensive line that did not allow a sack, helping Andy Dalton to complete a career-high 83.3% of his passes (25-of-30) for 286 yards, four TDs and a 146.0 passer rating @ Cle (10/1) ... started Games 9-14 at RT, helping the Bengals rush for a season-high 152 yards vs. Cle (11/26) and 130 yards vs. Pit (12/4) ... left the game with an injury on Cincinnati's final offensive play @ Min (12/17).

2016: Started the first four games at RT, helping the Vikings start the season 4-0 before suffering a season-ending triceps injury ... part of an offensive line that did not allow a sack in the season-opener @ Ten (9/11) ... blocked as Sam Bradford completed 22-of-31 passes (71.0%) for 286 yards, two TDs and a 121.2 passer rating vs. GB (9/18) ... suffered a triceps injury

on Minnesota's sixth offensive play vs. NYG (10/3) and was placed on injured reserve on 10/11.

2015: Started all 14 regular season games in which he played, plus the Wild Card game vs. Pit (1/9/16) for the AFC North champion Bengals and the NFL's seventh-ranked scoring offense (419 points) ... missed two games with a concussion ... part of an offensive line that did not allow a sack in the first two games of the season, helping total 396 yards of total offense @ Oak (9/13) and 175 rushing yards vs. SD (9/20) ... helped Dalton total a career-high 383 passing yards, three TDs and a 122.3 passer rating on 30-of-32 passing @ Bal (9/27) ... provided a key block on Giovani Bernard's 13-yard TD run vs. KC (10/4), helping produce the first game in team history with more than 300 net passing yards and four rushing TDs ... part of a unit that totaled 419 total yards and scored 17 fourth-quarter points in the comeback win vs. Sea (10/11) ... blocked for an offensive line that did not allow a sack and helped Dalton throw for three TDs and register a 118.6 passer rating ... protected Dalton, who posted a career-high 146.8 passer rating with 220 yards and two TDs on 14-of-19 passing (73.7%) @ Cle (12/6) ... helped A.J. McCarron record a 115.6 passer rating in his first-career start @ SF (12/20) and led a rushing attack that gained 145 yards on 27 carries (5.4 average) vs. Bal (1/3/16).



2014: Started all nine games in which he played at RT for a Bengals line that allowed the league's third-fewest sacks (23) ... missed the preseason with a concussion, inactive for two games with an ankle injury and was placed in injured reserve with a torn triceps on 11/25 ... part of a unit that did not allow a sack in the first three games for the first time in franchise history ... threw a key block on Bernard's 89-yard TD run (second longest in team history) vs. Car (10/12) ... helped pave the way for three one-yard TD runs, including Dalton's game-winner late in the fourth quarter vs. Bal (10/26).

2013: Played all 16 games (15 starts) for the second-consecutive season for the AFC North champions ... helped the Bengals score 430 points, tied for sixth in the NFL and the third most in franchise history ... part of a unit that did not allow a sack and helped produce 407 yards of total offense vs. Pit (9/16) ... protected Dalton, who completed 19-of-30 passes for 325 yards, a career-best five TDs and a 125.7 passer rating vs. NYJ (10/27) ... helped hold the Colts without a sack, allowing Dalton to throw for three TDs and a 120.5 passer rating and earn AFC Offensive Player of Week honors vs. Ind (12/8) ... part of an offensive line that matched a team record for the fewest sacks (one) allowed in a four-game stretch (11-14) ... contributed to the 439-yard offensive output in the Wild Card game vs. SD (1/5/14).

2012: Started all 16 games for the first time in his career and helped BenJarvus Green-Ellis rush for 1,094 yards, giving the Bengals a 1,000-yard rusher for the fourth-consecutive season ... helped Green-Ellis convert 14-of-15 third-and-one rushing attempts to lead the league with a 93.3% success rate ... part of a rushing attack that averaged 168.2 yards and scored six TDs on the ground in Games 10-14, including a season-best 221 rushing yards on 34 carries (6.5 avg.) vs. Oak (11/25) ... started at RT in the Wild Card game @ Hou (1/5/13).

2011: Started all 14 games in which he played at RT for an offensive line that allowed the NFL's fourth-fewest sacks (25) ... missed two games with an ankle injury ... helped produce a 458-yard offensive output, including 171 rushing yards vs. Buf (10/2) ... battled

DE Robert Mathis and helped prevent the Colts from recording a sack vs. Ind (10/16) ... helped the Bengals compile more than 100 rushing yards in each of the final nine games of the season, including 165 yards on 34 carries vs. Ari (12/24) ... started at RT in Wild Card game @ Hou (1/7/12).

2010: Played seven games with four starts at RT, claiming the starting position in Week 7 before suffering a foot fracture in practice on 11/10 ... helped the Bengals eclipse 400 yards of total offense in three of the games he played – 428 @ NE (9/12), 413 @ Cle (10/3) and a season-high 469 @ Atl (10/24) ... placed on injured reserve on 11/13.

2009: Suffered a foot fracture during his first week of practice after missing most of the preseason due to contract negotiations ... was a roster exemption for season-opener vs. Den (9/13) and was added to the roster on 9/14 ... inactive for Games 2-10 and returned to practice prior to Game 7 ... made his NFL debut vs. Cle (11/29) and his first-career start @ Min (12/13) ... helped block for three individual 100-yard rushing efforts during the final six games of the regular season ... aided a Bengals single-game postseason-record 169 rushing yards by Cedric Benson in Wild Card game vs. NYJ (1/9/10).

COLLEGE:

Started 38 games at LT during his three-year (2006-08) career at Alabama ... named a consensus All-American, won the Outland Trophy and helped lead the 12-2 Crimson Tide to an SEC Western Division title and a #6 ranking in the final polls as a junior in 2008 ... named co-recipient of the SEC's Jacobs Blocking Trophy with Arkansas C Jonathan Luigs as a sophomore in 2007 ... became just the seventh true freshman in program history to start his first game.

PERSONAL:

Attended Huffman (Birmingham, AL) High School where he was the consensus top-rated offensive lineman in the nation as a senior in 2006 ... became the first offensive lineman to win Alabama's "Mr. Football" award ... General Studies major.

SMITH CAREER STATS

Year	Team	GP/GS
2009	Cin	6/1
2010	Cin	7/4
2011	Cin	14/14
2012	Cin	16/16
2013	Cin	16/15
2014	Cin	9/9
2015	Cin	14/14
2016	Min	4/4
2017	Cin	13/8
Total		99/85

SMITH POSTSEASON STATS

Year	Team	GP/GS
2009	Cin	1/0
2011	Cin	1/1
2012	Cin	1/1
2013	Cin	1/1
2014	Cin	IR
2015	Cin	1/1
Total		5/4



PASONI TASINI

COLLEGE: Utah

HOW ACQUIRED: FA-17

YEARS NFL/CARDINALS: 1/1

HOMETOWN: Wailuku, HI

DOB: May 31, 1993

65 | DEFENSIVE TACKLE | 6-3 | 307

PRO CAREER:

Signed with the Cardinals as an undrafted rookie free agent on 5/2/17 as a defensive lineman. Released on 9/2/17 and signed to the practice squad on 9/3/17. Signed a future contract with Arizona on 1/2/18.

COLLEGE:

Played his final two seasons at Utah and appeared in 20 games, collecting 38 tackles, 10.5 tackles for loss, 2.5 sacks, and two forced fumbles after beginning his collegiate career at Snow (UT) College ... as a senior in 2016, played in 13 games (10 starts) and was an honorable mention All-Pac 12 selection after collecting 35 tackles, 9.5 tackles for loss, two forced fumbles, 1.5 sacks and a safety ... appeared in seven games as a junior in 2015, totaling three tackles and a sack ... originally signed with Utah out of high school in 2012, but instead went to Snow, where he played in

2012-13 ... spent 2014 finishing academic coursework ... a team captain, he totaled 44 tackles, 3.5 sacks, a fumble recovery and a pass breakup in 2013 ... registered 14 tackles, one fumble recovery and one pass breakup in nine games as a freshman in 2012.

PERSONAL:

Name pronounced "PA-sony" 'tah-SEE-nee' ... attended Baldwin (Wailuku, HI) High School where he was named the 2010-11 Maui News Maui Interscholastic League Male Athlete of the Year and two-time MIL Defensive Player of the Year ... earned league titles all four years (2008-10) he was a starter ... as a junior, he played for MIL Division I championship teams in football, basketball, volleyball and track and field, winning league titles in the shot put and discus ... three-sport MIL All-Star as a junior in 2010-11 (football, basketball and track and field).



JAMAR TAYLOR

COLLEGE: Boise State

HOW ACQUIRED: TR-18 (Browns)

YEARS NFL/CARDINALS: 6/1

HOMETOWN: San Diego, CA

DOB: September 29, 1990

28 | CORNERBACK | 5-11 | 192

NOTECARDS

- Has totaled 197 tackles (158 solo), three INTs, 27 passes defended, one fumble recovery, one forced fumble and four special teams tackles in 64 games (38 starts) since entering the league as a second-round pick (54th overall) of Miami in the 2013 NFL Draft.
- Set career highs with 16 games played, 15 starts and 62 tackles with the Browns in 2017, and led Cleveland with three INTs and 13 passes defended in 2016.
- One of 12 NFL DBs with at least 100 tackles, three INTs and 25 passes defended since 2016.

PRO CAREER:

Originally entered the NFL as a second-round pick (54th overall) of the Miami Dolphins in the 2013 NFL Draft. Traded to the Browns as part of a draft-day deal on 4/30/16. Re-signed (three-year extension) with Cleveland on 12/10/16. Traded to the Cardinals in exchange for a sixth-round pick in the 2020 NFL Draft on 5/18/18.

2017: Established career highs in games played (16), starts (15) and tackles (62), while adding a half-sack, forced fumble and 10 passes defended ... one of seven NFL players with at least 60 tackles, 10 passes defended, a forced fumble and a half-sack ... recorded a career-high nine tackles (eight solo), including two for loss @ Bal (9/17) ... collected at least one pass defended in five straight games (4-8), notching two vs. NYJ (10/8) and vs. Min (10/29) ... tallied four tackles,

one pass defended and his first-career forced fumble vs. Jax (11/19) ... had three tackles, his first-career half-sack and one pass defended @ Chi (12/24).

2016: Played in 15 games (14 starts) and totaled 57 tackles, while leading the team with career highs in INTs (three) and passes defended (13) ... had his first-career INT on a Ryan Tannehill pass on the second defensive play of the game @ Mia (9/25) ... recorded a season-high seven tackles and became the first Browns DB with INTs in consecutive weeks since 2014 when he intercepted Kirk Cousins @ Was (10/2) ... had a career-high four passes defended and three tackles vs. NYJ (10/30) ... had three passes defended and an INT at the Browns 17-yard line, leading to an 11-play Cleveland scoring drive vs. SD (12/24).

2015: Played 12 games (six starts) and recorded 48 tackles, four passes defended and a fumble recovery



... had a career-high nine tackles and a pass defended @ Was (9/13) ... tallied three tackles and a fumble recovery @ Ten (10/18) ... started and posted seven tackles vs. Hou (10/25) and @ NE (10/29), adding one pass defended against the Texans ... recorded three tackles and one pass defended @ Phi (11/15) and @ NYJ (11/29).

2014: Played 12 games (three starts) and totaled 29 tackles, three for loss and two special teams tackles ... had a career-high two special teams tackles @ Oak (9/28) ... made his first-career start and collected a season-high seven tackles, including one tackle for loss vs. Buf (11/13) ... started and had six tackles before leaving the game with a shoulder injury @ Den (11/23) ... placed on injured reserve (shoulder) on 12/23.

2013: Played nine games and posted one tackle and two special teams tackles ... had one tackle during his NFL debut @ NO (9/30).

COLLEGE:

Totalled 137 tackles, 18 passes defended, seven INTs, six forced fumbles and five sacks in 48 games

(20 starts) ... earned first-team All-Mountain West recognition with 51 tackles, nine passes defended, a team-high four INTs, three forced fumbles and 2.5 sacks as a senior in 2012 ... started nine games, missing four with a stress fracture in his leg, as a junior in 2011 ... started all 12 games and totaled 35 tackles, three forced fumbles and two sacks as a redshirt sophomore in 2010 ... redshirted the 2009 campaign due to a knee injury ... played all 14 games (one start) a true freshman ... graduated with a degree in Communications.

PERSONAL:

Attended Helix (La Mesa, CA) High School where he totaled 155 tackles, 19 passes defended, nine INTs, four forced fumbles and four fumble recoveries in his prep career ... also played basketball and ran track ... holds an annual turkey drive in San Diego for Thanksgiving and Christmas ... wife, Mackenzie Flanagan, went to Chandler (AZ) High School and was a record-setting sprinter at Boise State ... the couple has a daughter, Darnelle.

TAYLOR CAREER STATS

Year	Team	GP/GS	Tackles			Sacks		Interceptions					FR	FF	STT
			Solo	Asst	Ttl	Sk	Yds	Int	Yds	Lg	TD	PD			
2013	Mia	9/0	1	0	1	0.0	0	0	0	0	0	0	0	0	2
2014	Mia	12/3	28	1	29	0.0	0	0	0	0	0	0	0	0	2
2015	Mia	12/6	35	13	48	0.0	0	0	0	0	0	4	1	0	0
2016	Cle	15/14	46	11	57	0.0	0	3	43	29	0	13	0	0	0
2017	Cle	16/15	48	14	62	0.5	3.5	0	0	0	0	10	0	1	0
Total		64/38	158	39	197	0.5	3.5	3	43	29	0	27	1	1	4

Single Game Highs:

Total Tackles: 9, two times, last @ Baltimore, 9/17/17; **Solo Tackles:** 8, @ Baltimore, 9/17/17; **Interceptions:** 1, three times, last vs. San Diego, 12/24/16; **Passes Defended:** 4, vs. NY Jets, 10/30/16; **Fumble Recoveries:** 1, @ Tennessee, 10/18/15; **Forced Fumbles:** 1, vs. Jacksonville, 11/19/17.



TAVIERRE THOMAS

COLLEGE: Ferris State
HOMETOWN: Detroit, MI
DOB: March 11, 1996

HOW ACQUIRED: FA-18

◆ **ROOKIE** ◆

34 | CORNERBACK | 6-0 | 202

COLLEGE CAREER:

Played 45 games and totaled 175 tackles, 14 INTs and 35 passes defended ... led the Bulldogs with 60 tackles, four INTs and a career-high 18 passes defended as a senior in 2017, earning first-team Division II All-American recognition for the second consecutive season ... named the 2017 Great Lakes Intercollegiate Athletic Conference Defensive Back of the Year and was selected first-team all-conference as a junior and senior (2016-17) ... started all 15 games and led the team with a career-high six INTs and 15 passes defended as a junior in 2016 ... helped Ferris State

claim its second-consecutive GLIAC Championship with 48 total tackles and three INTs as a sophomore in 2015 ... collected eight tackles and one INT as a freshman in 2014.

PERSONAL:

First name pronounced "TAV-ee-air" ... two-way player (RB and DB) at Detroit Allen Academy, where he earned all-state accolades as a junior and senior ... helped lead the Wildcats to a 7-3 record and playoff bid as a senior in 2013 ... played QB as a sophomore.



JALEN TOLLIVER

COLLEGE: Arkansas-Monticello

HOMETOWN: Rayville, LA

DOB: December 30, 1995

HOW ACQUIRED: FA-18

◆ **ROOKIE** ◆

17 | WIDE RECEIVER | 6-3 | 210

COLLEGE CAREER:

A three-time Great American Conference selection, played 42 games in four seasons Arkansas-Monticello and finished his collegiate career with 192 receptions for 3,168 yards and 39 TDs ... totaled 30 TD receptions in 22 games over his final two seasons ... named the Great American Conference Offensive Player of the Year and was a first-team all-conference selection as a senior in 2017 after leading all of Division II with 16 TD receptions ... in 11 games as a senior, had 67 receptions for 1,109 yards (16.5 yard avg.), averaging 100.8 yards and 6.1 receptions per game ... as a junior in 2016, named honorable mention Don Hansen NCAA

Division II All-American and was a unanimous first-team All-Great American Conference selection after leading the GAC in receiving TDs (14), receiving yards (1,090), receptions (69), receptions per game (6.3) and receiving yards per game (99.1) ... had a TD reception in 10 consecutive games during his junior year.

PERSONAL:

Attended Ouachita Parish (Monroe, LA) High School where earned first-team all-state, all-district and All-Northeast Louisiana honors as a senior ... majored in both Health and Physical Education.



ZEKE TURNER

COLLEGE: Washington

HOMETOWN: Pasadena, MD

DOB: June 9, 1996

HOW ACQUIRED: FA-18

◆ **ROOKIE** ◆

47 | SAFETY | 6-2 | 214

COLLEGE CAREER:

Played 38 games and recorded 100 tackles, 3.5 tackles for loss, two INTs, a forced fumble and four passes defended ... named the Huskies Special Teams Player of the Week four different times in his career ... as a senior in 2017, had 55 tackles, an INT and two passes defended while playing all 13 games ... selected as the co-winner of the Special Teams MVP award following the 2016 season after collecting 23 tackles (18 solo), 2.5 tackles for loss and one forced fumble ... in 2014, spent his fresh-

man season at Pierce Junior College in Los Angeles ... played seven games and collected 35 tackles, a fumble recovery and an INT ... ranked the No. 4 junior college safety recruit in the country by ESPN.

PERSONAL:

Attended Glen Burnie (MD) High School where he was named to the PrepStar All-Atlantic Region team and earned 2013 Big School All-State honorable mention honors as a senior ... also played basketball at Glen Burnie.

**ANDREW VOLLERT**

COLLEGE: Weber State
HOMETOWN: San Mateo, CA
DOB: March 15, 1995

HOW ACQUIRED: FA-18

◆ **ROOKIE** ◆

89 | TIGHT END | 6-5 | 245

COLLEGE CAREER:

Two-time All-American and two-time first-team All-Big Sky selection at Weber State where he caught 123 passes for 1,613 yards and 12 TDs in 26 games ... led the team in receptions (61) and receiving yards (773) as a senior in 2017, helping the Wildcats claim a conference title ... named 2016 Big Sky Conference Newcomer of the Year after leading the team with 840 receiving yards and seven TDs ... played eight games and had 23 receptions for 231 yards and three TDs for San Francisco City College in 2015 ... played three games on the basketball team at San Jose State during the 2014-15 season ... had 22 receptions for 335 yards and one TD for the Spartans in 11 games as a freshman in 2014.

PERSONAL:

Lettered in football, basketball and baseball at St. Ignatius (San Francisco, CA) College Prep where he was a first-team All-NorCal Preps, All-Central Coast and San Francisco Chronicle All-Metro honorable mention selection ... named the 2012 West Catholic Athletic League Most Valuable wide receiver after leading the team with 47 receptions for 761 yards and 13 TDs as a senior ... had 25 receptions for 372 yards and two touchdowns as a junior in 2011 graduated from Weber State with a degree in Communications in December, 2017.

**BRANT WEISS**

COLLEGE: Toledo
HOMETOWN: Sunbury, OH
DOB: June 8, 1995

HOW ACQUIRED: FA-18

◆ **ROOKIE** ◆

75 | OFFENSIVE LINEMAN | 6-6 | 297

COLLEGE CAREER:

Appeared in 36 (19 starts) during his career and was a first-team All-MAC selection as a senior in 2017 after starting all 14 games at right tackle ... helped the Rockets rank first in the conference in total offense (483.9 yards per game), second in passing offense (279.9 yards per game), second in scoring (36.4 points per game) and third in rushing (204.0 yards per game) ... appeared in 11 games (five starts) as a junior in 2016, helping an O-Line that allowed just 12 sacks which ranked ninth in the country and tied for second in MAC ... the Rockets offense led the MAC in total offense (529.8) and

passing offense (329.1) ... played in 11 games as a sophomore in 2015, seeing action as a reserve ... after sitting out as a redshirt in 2013, did not appear in a game as a freshman in 2014.

PERSONAL:

Attended Big Walnut (Sunbury, OH) High School where he was named a scholar-athlete and a second-team all-league selection as a junior in 2012 ... missed much of senior season due to injury ... also wrestled and threw discus on the track and field team ... graduated with a degree in Management and is currently pursuing his MBA.



JOHN WETZEL

COLLEGE: Boston College

HOW ACQUIRED: FA-15

YEARS NFL/CARDINALS: 3/3

HOMETOWN: Pittsburgh, PA

DOB: July 18, 1991

73 | OFFENSIVE LINEMAN | 6-7 | 328

NOTE CARDS

- A former rookie free agent out of Boston College, has appeared in all 32 games (19 starts) for the Cardinals over the last two seasons.
- Has played at both guard and both tackle spots during that span, with his 19 starts coming at LT (9), RT (8) and RG (2).

PRO CAREER:

Originally signed with the Oakland Raiders as an undrafted rookie free agent on 4/29/13. Released on 8/24/13. Signed to Dallas Cowboys practice squad on 11/13/13 and signed future contract with Cowboys on 12/30/13. Released on 8/31/14 and added to Dallas practice squad on 9/2/14, where he spent the entire season. Signed future contract with Dallas on 1/12/15. Released on 9/5/15 and added to Cowboys practice squad on 9/8/15. Released on 11/12/15. Signed to Indianapolis Colts practice squad on 11/24/15 and released on 12/1/15. Signed to Cardinals practice squad on 12/9/15 and signed future contract with Cardinals on 1/26/16. Signed a one-year tender with the Cardinals on 4/18/17. Re-signed on a one-year tender on 4/3/18.

2017: Played all 16 games for the second consecutive season with 11 starts at LT (four) and RT (seven) ... subbed at LT for an injured D.J. Humphries and saw extended action in the season-opener @ Det (9/10) and vs. Sea (11/9) ... started at LT and played every offensive snap in Weeks 2-5 ... started at RT for Jared Veldheer, who returned to LT for an injured D.J. Humphries, and played every snap @ Hou (11/19) ... started at RT for an offensive line that allowed just one sack against a Jaguars defense that entered the game with an NFL-high 40 sacks vs. Jax (11/26) ... started at RT and helped Kerwynn Williams rush for 97 yards on 16 carries (6.1-yard avg.) vs. LAR (12/3) ... helped the Cardinals rush for 136 yards on 29 carries (4.7-yard average) against the Titans #3 ranked rush defense (86.2 ypg) vs. Ten (12/10) ... blocked for an offense that rushed for 141 yards @ Was (12/17) and 116 yards in the season finale win @ Sea (12/31), while allowing just one sack against the Seahawks.

2016: Played all 16 games with eight starts at three different positions (five at LT, two at RG, one at RT) ... helped Cardinals total 418 points (fourth-most

in franchise history) and finish as the NFL's #9 ranked offense ... made NFL debut vs. NE (9/11) ... came on to play LG in the third quarter when Mike Iupati left the game injured @ SF (10/6); helped Cardinals rush for 172 yards and two TDs on 37 carries ... made first career start, filling in for the injured Iupati at LG, and blocked as Cardinals ran for 171 yards and three TDs on 35 carries while not allowing a sack vs. NYJ (10/17) ... came on at LT in the second half after Jared Veldheer left the game injured @ Car (10/30) ... with Veldheer placed on IR, made first start at LT vs. SF (11/13) ... blocked as Cardinals ran for 135 yards and a TD on 28 carries @ Min (11/20) ... started at RG @ Atl (11/27), marking third different position at which he started during the season ... came on at LT after D.J. Humphries left the game with a concussion @ Mia (12/11) ... started at LT with Humphries out and blocked as Cardinals ran for 116 yards and three TDs while allowing just one sack vs. NO (12/18) ... helped Cardinals run for three TDs @ Sea (12/24) ... helped Cardinals score season-high 44 points @ LAR (1/1/17).

COLLEGE:

Played in 38 games (24 starts) in four seasons ... started all 12 games at right tackle as a senior, helping the Eagles average 259.3 passing yards per game ... started every game at left tackle during his junior season ... key blocker for offense that topped 100 yards rushing in six games ... played in eight games as a sophomore and six contests as a freshman.

PERSONAL:

Attended Brashear (Pittsburgh, PA) High School where he played offensive tackle and defensive end ... a two-time all-city selection and part of team that won consecutive city league titles ... had 70 tackles and seven sacks as a senior ... also played basketball, volleyball and track and field.

WETZEL CAREER STATS

Year	Team	GP/GS
2016	Ariz	16/8
2017	Ariz	16/11
Total		32/19

**BRANDON WILLIAMS****COLLEGE:** Texas A&M**HOW ACQUIRED:** D3/16 (92nd)**YEARS NFL/CARDINALS:** 3/3**HOMETOWN:** Brookshire, TX**DOB:** September 9, 1992**26 | CORNERBACK | 6-0 | 200****NOTE CARDS**

- The Cardinals third-round selection (92nd overall) in the 2016 NFL Draft, Williams appeared in 29 games (three starts) during his first two NFL seasons.
- Played three seasons at Texas A&M (2013-15) after beginning his collegiate career at

Oklahoma in 2011. Played RB in college before switching to CB as a senior at A&M in 2015.

- Ran the 40-yard dash in 4.37 seconds at the 2016 NFL Combine. Only five players clocked faster times.

PRO CAREER:

The Cardinals third-round selection (92nd overall) in the 2016 NFL Draft, Williams appeared in 29 games during his first two seasons.

2017: Played on special teams in all 16 games, notching a special teams tackle @ Det (9/10) and vs. SF (10/1).

2016: Played 13 games with three starts and totaled 23 tackles, four passes defended and three special teams tackles ... started at CB in his NFL debut and had three solo tackles and one pass defended vs. NE (9/11) ... assisted on two tackles and had one special teams tackle vs. TB (9/18) ... inactive vs. LAR (10/2) ... appeared on special teams @ SF (10/6) ... inactive the next two games ... had one special teams tackle @ Atl (11/27) ... recorded one tackle, a pass defended and one special teams tackle @ Mia (12/11) ... saw increased action on defense and posted six solo tackles and one pass defended vs. NO (12/18) ... made first start since Week 2 with Marcus Cooper injured and had a season-high 10 tackles and one pass defended @ Sea (12/24) ... had one tackle @ LAR (1/1/17).

COLLEGE:

Appeared in 38 games over three seasons at Texas A&M (2013-15), playing his first two seasons at RB before switching to CB prior to his senior year ... began his collegiate career as a RB at the University of Oklahoma in 2011 and sat out the 2012 season after transferring to A&M ... voted a team captain during preseason camp and went on to appear in 12 games

for the Aggies as a senior in 2015, his lone season as a cornerback ... finished the year with 34 tackles, seven passes defended and a tackle for loss ... started six of 13 games as a junior and rushed for 379 yards and three TDs on 87 carries, while adding 65 yards on nine catches... had a career-high 71 yards on 19 carries against UL Monroe ... appeared in 12 games during his first season with the Aggies in 2013 and amassed 302 all-purpose yards (269 rushing, 17 receiving and 16 kick return) and two TDs ... scored a TD in the first game of his Aggie career on a 10-yard reception against Sam Houston State ... sat out the 2012 season per NCAA rules after transferring from Oklahoma to Texas A&M ... received the Weight Room Off-Season MVP award at the annual team banquet ... rushed for 219 yards on 46 carries while seeing action in eight games at Oklahoma.

PERSONAL:

One of the top prep players in the country, Williams was a five-star recruit coming out of Royal (Brookshire, TX) High School where he was named an Under Armour All-American, a PrepStar Dream Team selection and was ranked as the No. 3 running back nationally by Rivals.com and Scout.com ... rushed for 2,438 yards and 33 TDs as a senior in 2010 while racking up 144 receiving yards with two TDs and was named 2010 Texas 3A All-State ... as a junior in 2009, rushed for 1,815 yards and 14 TDs while totaling 38 receptions for 512 yards and four TDs ... majored in Agricultural Leadership and Development ... has two daughters, Serenity and Lila.

WILLIAMS CAREER STATS

Year	Team	GP/GS	Tackles			Sacks		Interceptions						FR	FF	STT
			Solo	Asst	Ttl	Sk	Yds	Int	Yds	Lg	TD	PD				
2016	Ariz	13/3	18	5	23	0.0	0	0	0	0	0	4	0	0	3	
2017	Ariz	16/0	0	0	0	0.0	0	0	0	0	0	0	0	0	2	
Total		29/3	18	5	23	0.0	0	0	0	0	0	4	0	0	5	

Single Game Highs:

Total Tackles: 10, @ Seattle, 12/24/16; **Solo Tackles:** 7, @ Seattle, 12/24/16; **Special Teams Tackles:** 1, five times, last vs. San Francisco, 10/1/17.



BRYCE WILLIAMS

COLLEGE: East Carolina

HOW ACQUIRED: FA-18

YEARS NFL/CARDINALS: 1/1

HOMETOWN: Lexington, NC

DOB: February 24, 1993

80 | TIGHT END | 6-6 | 260

PRO CAREER:

Originally signed with the New England Patriots as an undrafted rookie free agent on 5/6/16. Released on 9/3/16 and signed to the Rams practice squad on 9/5/16. Re-signed with the Rams on 1/3/17 and was released on 5/3/17. Signed with the Seahawks on 5/11/17 and was released on 6/8/17. Signed with the Panthers on 8/3/17 and was released on 9/1/17. Signed with the Cardinals on 4/11/18.

COLLEGE:

Played 38 games in three seasons (2013-15) at East Carolina and totaled 1,040 yards and 13 TDs on 96 receptions ... earned first-team All-AAC accolades after catching a career-high 58 passes for 583 yards and four TDs as a senior ... became the first Pirates player selected to the John Mackey Award Watch List (nation's top TE) prior to the 2015 campaign ... named second-team All-AAC as a junior and received All-Conference USA honorable mention as a sophomore ... transferred from Marshall after his redshirt freshman season.

PERSONAL:

Three-year letterman at North Davidson (Lexington, NC) High School where he earned all-conference, NDHS "Outstanding Male Senior Athlete Award," NDHS Offensive MVP and Winston-Salem Journal All-Northwest honorable mention honors ... finished prep career with the second most receptions in school history ... recorded 41 receptions for 848 yards and seven TDs and five carries for 111 yards and one TD, adding one INT on defense in 2010 ... had 39 catches for 664 yards and nine TDs in 2009 ... also earned four letters in track ... was a standout hurdler, earning all-conference accolades as a freshman (300 meters) and senior (110) ... captured conference title and advanced to state (ninth-place finish) in the 110-meter event and established a school record in the 300 ... twice lettered in basketball and was a two-year all-conference and all-county performer ... cousin Brooks Williams was a three-year (1975-77) letterman as a TE at North Carolina and enjoyed a six-year NFL career with the Saints, Bears and Patriots ... enjoys hunting and fishing ... earned a bachelor's degree in Criminal Justice.



CHAD WILLIAMS

COLLEGE: Grambling State

HOW ACQUIRED: D3/17 (98th)

YEARS NFL/CARDINALS: 2/2

HOMETOWN: Baton Rouge, LA

DOB: October 19, 1994

10 | WIDE RECEIVER | 6-1 | 204

NOTE CARDS

- Selected by the Cardinals in the third round (98th overall) of the 2017 NFL Draft. Williams became the first Grambling State player selected in the draft since 2006 when Dallas took DE Jason Hatcher in the third round (92nd overall).
- In earning FCS All-American honors as a senior in 2016, hit the SWAC Triple Crown in receiving by leading all conference players in receptions (90), yards (1,337) and TDs (11).

PRO CAREER:

The Cardinals third round selection (98th overall) in the 2017 NFL Draft, Williams appeared in six games (one start) as a rookie last season.

2017: Played six games (one start) and had three receptions for 31 yards and two carries for 33 yards ... saw action on special teams and offense, securing a 15-yard reception in his NFL debut @ Ind (9/17) ... had an eight-yard catch on Arizona's fourth quarter scoring drive vs. Dal (9/25) ... posted a 33-yard run to the Arizona 48-yard line to open a Cardinals fourth-quarter scoring drive (Phil Dawson 32-yard FG) vs. Ten (12/10).

COLLEGE:

Appeared in 47 games (31 starts) at Grambling State and finished his career with 210 receptions for 3,062 yards and 28 TDs ... recruited by former head coach and Super Bowl MVP Doug Williams ... as a senior in 2016, started 11 of the 12 games he appeared in and totaled 90 receptions for 1,337 yards and 11 TDs on his way to FCS All-American honors ... led the SWAC in receptions, receiving yards and TD receptions ... posted 100+ receiving yards in six of the 12 games he played in ... had one of the biggest performances of his career playing against the University of Arizona in Tucson, posting 13 receptions for 152 yards ...



helped lead Grambling to a victory over North Carolina Central in the Celebration Bowl ... started 10 of 12 games he appeared in as a junior in 2015, leading the Tigers in receptions (64), receiving yards (1,012) and receiving TDs (10), while averaging 15.8 yards per catch ... earned All-SWAC honors ... only player in the conference with over 1,000 receiving yards and 140 yards more than next closest receiver... led the conference in receptions per game (5.3) and receiving yards per game (84.3) ... as a junior in '14, appeared in 12 games with 10 starts and totaled 45 receptions for 572 yards and five TDs as a sophomore ... added six rushing attempts for 25 yards and a TD ... Played in seven games as a freshman in 2013, finishing the season with 11 receptions for 141 yards and a pair of TDs.

PERSONAL:

Attended Madison (LA) Preparatory Academy in Baton Rouge where he was part of school's first ever football team ... a two-way standout at quarterback and safety ... was the first Madison Prep student-athlete to receive an athletic scholarship ... as a sixth grader, started on defense for his middle school's eighth grade team ... as a high school basketball team MVP, led his team to the Class B state championship ... Class B state champion in the 400-meter and 800-meter relay in track ... prior to the '17 NFL Draft, Williams posted a 35.5-inch vertical, did 21 reps on the bench press and ran the 40-yard dash in 4.37 seconds at his pro day workout.

WILLIAMS CAREER STATS

Year	Team	GP/GS	Receiving		Avg	Lg	TD
			Rec	Yds			
2011	Ariz	6/1	3	31	10.3	15	0
Total		6/1	3	31	10.3	15	0

Single Game Highs:

Receptions: 1, three times, last vs. Jacksonville, 11/26/17; **Receiving Yards:** 15, @ Indianapolis, 9/17/17; **Long Reception:** 15, @ Indianapolis, 9/17/17.

Additional Statistics:

Rushing: Career: 2-33; 2017: 2-33.



COREY WILLIS

COLLEGE: Central Michigan

HOMETOWN: Holland, MI

DOB: May 2, 1995

HOW ACQUIRED: FA-18

◆ **ROOKIE** ◆

83 | WIDE RECEIVER | 5-10 | 182

COLLEGE CAREER:

Played 44 games during his career, recording 161 receptions for 2,394 yards (14.8 yard avg.) and 23 TDs ... with his 23rd career TD as a senior against Northern Illinois, passed Steelers All-Pro WR Antonio Brown for the third most receiving TDs in Central Michigan history ... in 2017, was a second-team All-MAC selection after playing in nine games and leading the Chippewas with nine TDs and finished second on the team with 42 receptions for 625 yards ... led Central Michigan in receptions (71), receiving yards (1,087) and TDs (nine) as a junior in 2016 ... earned All-MAC second-team honors ... named CMU's Offensive Player of the Year ... as a sophomore in 2015, appeared in 13 games and was named the team's Offensive Newcomer of the Year after catching 37 passes for 564 yards and five TDs.

PERSONAL:

Attended Holland (MI) High School where he was a two-year letterman and led the school to the first district championship in program history ... played QB and DB ... rushed for a school record 2,334 yards and 33 TDs and passed for 1,100 yards and threw for 10 TDs in 2011 ... his 2,334 rushing yards ranked second in the state in 2011 ... ranked No. 13 on Detroit Free Press Fab 50 and No. 40 on Detroit News Blue Chip List ... also lettered twice in track and field and in basketball ... named the Ottawa/Kent County Track Athlete of the Year in 2011 when he finished as the state runner-up in the long jump (23 feet) and placed seventh in the 110-meter hurdles in the state meet ... holds school records in the long jump (23-3) and in the 110 hurdles (14.5 seconds) ... majored in Sports Management.



SCOOBY WRIGHT III

COLLEGE: Arizona

HOW ACQUIRED: FA-16

YEARS NFL/CARDINALS: 3/3

HOMETOWN: Windsor, CA

DOB: August 28, 1994

56 | LINEBACKER | 6-0 | 240

PRO CAREER:

Originally entered the league as a seventh-round pick (250th overall) of the Cleveland Browns in the 2016 NFL Draft. Released on 9/20/16 and signed to Browns practice squad on 9/22/16. Signed to Cardinals active roster on 12/13/16 and has played in 13 games for Arizona over the last two seasons.

2017: Played a career-high 10 games with two tackles on defense and four on special teams ... elevated to the active roster from the practice squad on 9/8 and released on 9/11 ... re-signed to the practice squad on 9/13 and was elevated to the active roster on 10/3 ... saw action on special teams in his season debut vs. TB (10/15) ... registered a special teams tackle @ LAR (10/22) ... tallied a special teams tackle vs. LAR (12/3) and vs. Ten (12/10) ... notched a career-high two tackles and his first-career solo tackle for a defense that held the Redskins to a season-low 31 rushing yards @ Was (12/17).

2016: Played in three games with the Cardinals after signing off Browns practice squad and had one tackle and a special teams tackle ... inactive for the first two games of the season with the Browns before being released on 9/20 ... re-signed to Cleveland's practice squad on 9/22 ... signed to the Cardinals active roster on 12/13 ... made NFL debut playing on special teams vs. NO (12/18) ... had first career tackle @ Sea (12/24) ... recorded one special teams tackle @ LAR (1/1/17).

COLLEGE:

Started 29 of 30 games played and totaled 269 tackles, 16.5 sacks, six forced fumbles and one INT ... started three games and had 23 tackles and two sacks in 2015 before suffering season-ending injury ... earned the Nagurski Trophy, Lombardi Award, Bednarik Award and Pat Tillman Pac-12 Defensive Player of the Year as a sophomore in 2014 after he ranked in the top five of the FBS in tackles (163), sacks (14) and forced fumbles (six) ... also earned unanimous All-American honors and was named the New Mexico Bowl Defensive MVP after notching 15 tackles and two sacks in the game ... played in 13 games (12 starts) as a freshman in 2013 and recorded 83 tackles and one INT.

PERSONAL:

Full name is Philip Anthony Wright III ... given the nickname 'Scooby' by his father ... attended Cardinal Newman (Santa Rosa, CA) High School where he was named North Bay All-League Co-MVP and Redwood Empire Defensive Player of the Year ... earned first-team All-State honors as a senior after being named second-team All-State as a junior ... also played basketball and track ... father, Phil, played football at Long Beach State and is currently the head softball coach at Santa Rosa Junior College ... majored in Economy and Industry.

WRIGHT CAREER STATS

Year	Team	GP/GS	Tackles			Sacks		Interceptions						FR	FF	STT
			Solo	Asst	Ttl	Sk	Yds	Int	Yds	Lg	TD	PD				
2016	Cle/Ari	3/0	0	1	1	0.0	0	0	0	0	0	0	0	0	0	1
2017	Ariz	10/0	1	1	2	0.0	0	0	0	0	0	0	0	0	0	4
Total		13/0	1	2	3	0.0	0	0	0	0	0	0	0	0	0	5

Single Game Highs:

Total Tackles: 2, @ Washington, 12/17/17; **Solo Tackles:** 1, @ Washington, 12/17/17; **Special Teams Tackles:** 1, five times, last @ Washington, 12/17/17.

**LOU YOUNG III****COLLEGE:** Georgia Tech**HOW ACQUIRED:** FA-18**YEARS NFL/CARDINALS:** 2/1**HOMETOWN:** Washington, DC**DOB:** October 9, 1991**32 | CORNERBACK | 6-1 | 205****PRO CAREER:**

Originally entered the NFL with Denver as a rookie free agent in 2014. Released by Denver on 8/30/14 and signed to the Ravens practice squad on 9/15/14. Released by the Ravens on 10/9/14 and signed to the Jacksonville practice squad on 10/21/14. Released by the Jaguars on 11/11/14 and signed to the Panthers practice squad on 11/24/14. Re-signed with Carolina on 1/13/15 before he was released on 9/5/15. Re-signed to the Panthers practice squad on 9/6/15 where he spent the regular season before being elevated to the active roster on 1/5/15 prior to the post-season. Released by Carolina on 9/5/16 and re-signed to the practice squad on 10/12/16. Elevated to the Panthers active roster on 10/15/16 and was released on 10/17/16. Again re-signed to the practice squad on 11/3/16 before being elevated to the active roster on 11/25/16. Released by Carolina on 5/2/17 and signed with Washington on 6/7/17. Released by Washington on 8/3/17. Signed a future contract with the Cardinals on 2/12/18.

2016: Appeared in six games with Carolina ... made his NFL debut @ NO (10/16) playing on defense and special teams ... recorded his first career special teams tackle @ Was (12/19).

2015: Spent the regular season on the Panthers practice squad before being elevated to the active roster prior to the postseason ... inactive for all three postseason contests.

COLLEGE:

Played in 49 games (34 starts), totaling 134 tackles, four INTs, 12 passes defended, one forced fumble and one fumble recovery ... as a senior in 2013, started 13 games and tied for the team lead with two INTs and ranked second with five passes defended while also posting 40 tackles ... as a junior in 2012, played in 12 games with nine starts, registering 32 tackles, an INT, two passes defended and one fumble recovery ... started 12 games as a sophomore in 2011, totaling 52 tackles, an INT, five passes defended and one forced fumble ... played 12 games as a freshman in 2010 and finished with 10 tackles.

PERSONAL:

Attended Our Lady of Good Counsel (Olney, MD) High School where he was ranked as the No. 13 cornerback prospect nationally by Rivals.com ... ranked as the No. 19 cornerback nationally by Scout.com ... named All-State and the state Defensive Player of the Year as a senior in 2009 ... also named Montgomery County Player of the Year and was the MVP of the Maryland Crab Bowl Game ... led Good Counsel to a conference title in 2009 ... played three seasons of football and three seasons of basketball ... majored in Business Management.

YOUNG CAREER STATS

Year	Team	GP/GS	Tackles			Sacks		Interceptions					FR	FF	STT
			Solo	Asst	Ttl	Sk	Yds	Int	Yds	Lg	TD	PD			
2016	Car	6/0	0	0	0	0.0	0	0	0	0	0	0	0	0	1
Total		6/0	0	0	0	0.0	0	0	0	0	0	0	0	0	1



2018 ARIZONA CARDINALS

NO.	NAME	POS.	HT.	WT.	BIRTHDATE	NFL EXP.	COLLEGE	HOMETOWN
19	Agudosi, Carlton	WR	6-6	220	2/1/94	1	Rutgers	Somerset, NJ
54	Albright, Bryson	DE	6-5	235	3/15/94	2	Miami (OH)	Cincinnati, OH
66	Allen, Josh	OL	6-3	315	12/30/91	2	Louisiana-Monroe	Cedar Hill, TX
63	Anau, Stupeli	DT	6-3	282	10/26/93	1	Northern Arizona	Phoenix, AZ
45	Badie, Sherman	RB	5-11	194	1/31/95	R	Tulane	Metairie, LA
36	Baker, Budda	S	5-10	195	1/10/96	2	Washington	Bellevue, WA
23	Benwikere, Bené	CB	6-0	195	9/3/91	5	San Jose State	Fontana, CA
41	Bethae, Antoine	S	5-11	206	7/27/84	13	Howard	Newport News, VA
87	Bloom, Alec	TE	6-6	253	4/3/96	R	Connecticut	Ligonier, PA
70	Boehm, Evan	OL	6-3	310	8/19/93	3	Missouri	Lee's Summit, MO
9	Bradford, Sam	QB	6-4	224	11/8/87	9	Oklahoma	Oklahoma City, OK
46	Brewer, Aaron	LS	6-5	232	7/5/90	7	San Diego State	Fullerton, CA
20	Bucannon, Deone	\$LB	6-1	211	8/30/92	5	Washington State	Fairfield, CA
12	Butler, Brice	WR	6-3	220	1/29/90	6	San Diego State	Norcross, GA
57	Bynes, Josh	LB	6-1	235	8/24/89	7	Auburn	Lauderdale Lakes, FL
33	Campbell, Chris	CB	6-1	195	11/27/95	R	Penn State	Phenix City, AL
52	Cash, Jeremy	LB	6-0	230	12/9/92	3	Duke	Miami, FL
64	Cole, Mason	OL	6-5	307	3/28/96	R	Michigan	Tarpon Springs, FL
48	Coleman, Derrick	FB	6-0	233	10/18/90	5	UCLA	Fullerton, CA
79	Cunningham, Korey	OL	6-6	311	5/17/95	R	Cincinnati	Montevallo, AL
4	Dawson, Phil	K	5-11	200	1/23/75	20	Texas	Austin, TX
27	Dixon, Travell	S	6-1	210	2/17/91	1	Washington	Miami, FL
61	Djeri, Moubarak	DE	6-3	275	12/30/95	R	No College	Lome, Togo
59	Dora, Vontarrius	DE	6-4	256	9/7/92	1	Louisiana Tech	West Point, MS
82	Duncan, C.J.	WR	5-10	195	3/24/95	R	Vanderbilt	Montgomery, AL
29	Edmonds, Chase	RB	5-9	205	4/13/96	R	Fordham	Harrisburg, PA
11	Fitzgerald, Larry	WR	6-3	218	8/31/83	15	Pittsburgh	Minneapolis, MN
30	Ford, Rudy	S	6-0	204	11/1/94	2	Auburn	Big Cove, AL
37	Foster, D.J.	RB	6-0	195	11/22/93	3	Arizona State	Scottsdale, AZ
92	Gardeck, Dennis	LB	6-0	242	8/9/94	R	Sioux Falls	Lake in the Hills, IL
7	Glennon, Mike	QB	6-6	225	12/12/89	6	N.C. State	Fairfax County, VA
44	Golden, Markus	DE	6-3	260	3/13/91	4	Missouri	St. Louis, MO
84	Gresham, Jermaine	TE	6-5	260	6/16/88	9	Oklahoma	Ardmore, OK
95	Gunter, Rodney	DT	6-5	305	1/19/92	4	Delaware State	Lake Hamilton, FL
69	Holden, Will	OL	6-7	312	9/14/93	2	Vanderbilt	Green Cove Springs, FL
85	Holmes, Gabe	TE	6-5	255	3/29/91	1	Purdue	Miramar, FL
60	House, Will	OL	6-3	314	5/14/95	R	Southern Nazarene	Cleburne, TX
38	Howard, A.J.	S	5-11	203	12/3/95	R	Appalachian State	Hamilton, GA
74	Humphries, D.J.	OL	6-5	307	12/28/93	4	Florida	Charlotte, NC
76	Iupati, Mike	OL	6-5	331	5/12/87	9	Idaho	Vaitogi, American Samoa
94	James, Alec	DE	6-3	272	9/30/94	R	Wisconsin	Brookfield, WI
31	Johnson, David	RB	6-1	224	12/16/91	4	Northern Iowa	Clinton, IA
55	Jones, Chandler	DE	6-5	265	2/27/90	7	Syracuse	Endicott, NY
6	Kanoff, Charles	QB	6-4	219	10/6/94	R	Princeton	Pacific Palisades, CA
13	Kirk, Christian	WR	5-11	200	11/18/96	R	Texas A&M	Scottsdale, AZ
2	Lee, Andy	P	6-1	185	8/11/82	15	Pittsburgh	Westminster, SC
18	Little, Greg	WR	6-2	220	5/30/89	5	North Carolina	Durham, NC
22	Logan, T.J.	RB	5-10	195	9/3/94	2	North Carolina	Greensboro, NC
51	Martin-Oguike, Praise	DE	6-1	256	8/30/93	1	Temple	Woodbridge, NJ
91	Mayowa, Benson	DE	6-3	265	8/3/91	6	Idaho	Ingleswood, CA
1	McCrane, Matt	K	5-10	165	9/8/94	R	Kansas State	Brownwood, TX
50	Moore, Arius	LB	5-11	230	11/14/95	R	N.C. State	Beaver Creek, OH
25	Moxey, Jonathan	CB	5-10	188	1/14/95	1	Boise State	Palm Beach Gardens, FL
62	Munyer, Daniel	OL	6-1	305	3/4/92	2	Colorado	Harbor City, CA
14	Nelson, J.J.	WR	5-10	160	4/24/92	4	UAB	Midfield, AL
39	Nichols, Deatrick	CB	5-10	189	6/8/94	R	South Florida	Miami, FL
90	Nkemdiche, Robert	DT	6-4	296	9/19/94	3	Mississippi	Loganville, GA
97	Obasuyi, Owen	DT	6-4	308	5/7/96	R	Hampton	Virginia Beach, VA
49	Oplinger, Matthew	LB	6-2	250	2/23/96	R	Yale	Summit, NJ
78	Painter, Winston	OL	6-4	318	10/11/89	4	Virginia Tech	Norfolk, VA
35	Penny, Elijah	RB	6-2	234	8/17/93	2	Idaho	Lakewood, CA
98	Peters, Corey	DT	6-3	305	6/8/88	9	Kentucky	Louisville, KY
21	Peterson, Patrick	CB	6-1	203	7/11/90	8	LSU	Pompano Beach, FL
72	Pierre, Olsen	DT	6-5	293	8/27/91	2	Miami	Rahway, NJ
67	Pugh, Justin	OL	6-5	311	8/15/90	6	Syracuse	Holland, PA
68	Pyke, Greg	OL	6-6	325	6/4/93	1	Georgia	Baltimore, MD
43	Reddick, Haason	LB	6-1	235	9/22/94	2	Temple	Camden, NJ
58	Robinson, Edmond	LB	6-3	245	2/23/92	3	Newberry	Wadmalaw Island, SC
3	Rosen, Josh	QB	6-4	218	2/10/97	R	UCLA	Manhattan Beach, CA
15	Ross, Rashad	WR	6-0	180	2/2/90	3	Arizona State	Vallejo, CA
81	Sandland, Beau	TE	6-5	255	2/23/93	1	Montana State	Woodland Hills, CA
86	Seals-Jones, Ricky	TE	6-5	243	3/15/95	2	Texas A&M	Sealy, TX
16	Sherfield, Trent	WR	6-1	205	2/26/96	R	Vanderbilt	Danville, IL
53	Shipley, A.Q.	OL	6-1	307	5/22/86	7	Penn State	Moon Township, PA
71	Smith, Andre	OL	6-4	325	1/25/87	10	Alabama	Birmingham, AL
65	Tasini, Pasoni	DT	6-3	307	5/31/93	1	Utah	Walluku, HI
28	Taylor, Jamar	CB	5-11	192	9/29/90	6	Boise State	San Diego, CA
34	Thomas, Tavierre	CB	6-0	202	3/11/96	R	Ferris State	Detroit, MI
17	Tolliver, Jalen	WR	6-3	210	12/30/95	R	Arkansas-Monticello	Rayville, LA
47	Turner, Zeke	S	6-2	214	6/9/96	R	Washington	Pasadena, MD
89	Vollert, Andrew	TE	6-5	245	3/15/95	R	Weber State	San Mateo, CA
75	Weiss, Brant	OL	6-6	297	6/8/95	R	Toledo	Sunbury, OH
73	Wetzel, John	OL	6-7	328	7/18/91	3	Pittsburgh	Brookshire, TX
26	Williams, Brandon	CB	6-0	200	9/9/92	3	Texas A&M	Lexington, NC
80	Williams, Bryce	TE	6-6	260	2/24/93	1	East Carolina	Baton Rouge, LA
10	Williams, Chad	WR	6-1	204	10/19/94	2	Grambling State	Holland, MI
83	Willis, Corey	WR	5-10	182	5/2/95	R	Central Michigan	Windsor, CA
56	Wright III, Scooby	LB	6-0	240	8/28/94	3	Arizona	Washington, DC
32	Young III, Lou	CB	6-1	205	10/9/91	2	Georgia Tech	

With the right
marketing
solutions, you
can spend
more time in
the end zone.



Technology
Automation &
Integration



Strategic
Marketing
Execution



All Things
Print

Meet Prisma.

Offering end-to-end technology to help
up your marketing game.



PROUD PARTNER OF
THE ARIZONA CARDINALS



602 243 5777 | prismagraphic.com



TOGETHER
WE CAN DO MORE.

2017 SEASON IN REVIEW

2017 FINAL STATISTICS

WON 8, LOST 8

9/10/2017	L	23-35	at Detroit Lions
9/17/2017	W	16-13	at Indianapolis Colts
9/25/2017	L	17-28	Dallas Cowboys
10/1/2017	W	18-15	San Francisco 49ers
10/8/2017	L	7-34	at Philadelphia Eagles
10/15/2017	W	38-33	Tampa Bay Buccaneers
10/22/2017	L	0-33	at Los Angeles Rams*
11/5/2017	W	20-10	at San Francisco 49ers
11/9/2017	L	16-22	Seattle Seahawks
11/19/2017	L	21-31	at Houston Texans
11/26/2017	W	27-24	Jacksonville Jaguars
12/3/2017	L	16-32	Los Angeles Rams
12/10/2017	W	12-7	Tennessee Titans
12/17/2017	L	15-20	at Washington Redskins
12/24/2017	W	23-0	New York Giants
12/31/2017	W	26-24	at Seattle Seahawks

*London Series

TEAM

	Arizona	Opponent
Total First Downs	310	283
Rushing	66	68
Passing	200	187
Penalty	44	28
3rd Down: Made/Att	82/233	80/224
3rd Down Pct.	35.2%	35.7%
4th Down: Made/Att	7/16	7/16
4th Down Pct.	43.8%	43.8%
Possession Avg.	30:47	29:13
Total Net Yards	5026	4975
Avg. Per Game	314.1	310.9
Total Plays	1059	1007
Avg. Per Play	4.7	4.9
Net Yards Rushing	1386	1434
Avg. Per Game	86.6	89.6
Total Rushes	409	406
Net Yards Passing	3640	3541
Avg. Per Game	227.5	221.3
Sacked/Yards Lost	52/339	37/255
Gross Yards	3979	3796
Attempts/Completions	598/339	564/343
Completion Pct.	56.7%	60.8%
Had Intercepted	18	15
Punts/Average	88/47.3	95/46.7
Net Punting Avg.	39.7	42.6
Penalties/Yards	110/880	129/1128
Fumbles/Ball Lost	19/7	20/6
Touchdowns	29	41
Rushing	6	12
Passing	21	24
Returns	2	5

SCORE BY PERIODS

	Q1	Q2	Q3	Q4	OT	Pts
Team	57	100	55	74	9	295
Opponents	74	80	76	128	3	361

PASSING

	Att	Cmp	Yds	Cmp%	Yds/Att	TD	TD%	Int	Int%	Long	Sack/Lost	Rating
C.Palmer	267	164	1978	61.4%	7.4	9	3.4%	7	2.6%	46	22/150	84.5
B.Gabbert	171	95	1086	55.6%	6.4	6	3.5%	6	3.5%	52t	23/149	71.9
D.Stanton	159	79	894	49.7%	5.6	6	3.8%	5	3.1%	52	7/40	66.4
L.Fitzgerald	1	1	21	100.0%	21.0	0	0.0%	0	0.0%	21	0/0	118.8
Team	598	339	3979	56.7%	6.7	21	3.5%	18	3.0%	52t	52/339	76.2
Opponents	564	343	3796	60.8%	6.7	24	4.3%	15	2.7%	72t	37/255	83.9

SCORING

	TD	Ru	Pa	Rt	PAT	FG	2Pt	Pts
P.Dawson	0	0	0	0	23/26	32/40	0	119
L.Fitzgerald	6	0	6	0	0/0	0/0	1	38
J.Brown	4	0	4	0	0/0	0/0	0	24
R.Seals-Jones	3	0	3	0	0/0	0/0	0	18
Jo.Brown	3	0	3	0	0/0	0/0	0	18
J.Nelson	2	0	2	0	0/0	0/0	0	12
E.Penny	2	2	0	0	0/0	0/0	0	12
A.Peterson	2	2	0	0	0/0	0/0	0	12
J.Gresham	2	0	2	0	0/0	0/0	0	12
J.Bethel	1	0	0	1	0/0	0/0	0	6
K.Williams	1	1	0	0	0/0	0/0	0	6
A.Ellington	1	1	0	0	0/0	0/0	0	6
T.Niklas	1	0	1	0	0/0	0/0	0	6
R.Nkemdiche	1	0	0	1	0/0	0/0	0	6
Team	29	6	21	2	23/26	32/40	1	295
Opponents	41	12	24	5	33/34	26/29	1	361

2-Pt. Conversions: Team 1/2, Opponents: 1/7

SACKS

C.Jones 17.0, O.Pierre 5.5, H.Reddick 2.5, F.Rucker 1.5, A.Bethea 1.0, J.Mauro 1.0, K.Dansby 1.0, B.Baker 1.0, D.Bucannon 1.0, R.Gunter 1.0, K.Martin 1.0, C.Peters 1.0, T.Mathieu 1.0, J.Bynes 1.0, X.Williams 0.5 **Team:** 37.0, **Opponents:** 51.0

RUSHING

	No.	Yds	Avg	Long	TD
A.Peterson	129	448	3.5	27t	2
K.Williams	120	426	3.6	25	1
E.Penny	31	124	4.0	14	2
C.Johnson	45	114	2.5	11	0
B.Gabbert	22	82	3.7	12	0
A.Ellington	15	53	3.5	14	1
J.Nelson	3	37	12.3	16	0
C.Williams	2	33	16.5	33	0
D.Johnson	11	23	2.1	6	0
D.Foster	6	19	3.2	5	0
C.Palmer	14	12	0.9	4	0
J.Brown	1	10	10.0	10	0
D.Stanton	9	7	0.8	5	0
B.Hill	1	-2	-2.0	-2	0
Team	409	1386	3.4	33	6
Opponents	406	1434	3.5	37	12

RECEIVING

	No.	Yds	Avg	Long	TD
L.Fitzgerald	109	1156	10.6	37	6
J.Gresham	33	322	9.8	21	2
A.Ellington	33	297	9.0	24	0
J.Brown	31	477	15.4	52t	4
J.Nelson	29	508	17.5	46	2
Jo.Brown	21	299	14.2	52	3
D.Foster	17	133	7.8	20	0
R.Seals-Jones	12	201	16.8	29t	3
T.Niklas	11	132	12.0	21	1
K.Williams	10	93	9.3	25	0
A.Peterson	9	66	7.3	13	0
D.Johnson	6	67	11.2	24	0
B.Golden	5	70	14.0	29	0
C.Johnson	5	43	8.6	15	0
E.Penny	4	38	9.5	18	0
C.Williams	3	31	10.3	15	0
I.Momah	1	46	46.0	46	0
G.Holmes	0	0	0	0	0
Team	339	3979	11.7	52t	21
Opponents	343	3796	11.1	72t	24



INTERCEPTIONS

	No.	Yds	Avg	Long	TD
A.Bethea	5	51	10.2	21	0
T.Mathieu	2	16	8.0	15	0
T.Williams	2	12	6.0	12	0
J.Bethel	1	82	82.0	82t	1
D.Bucannon	1	39	39.0	39	0
J.Bynes	1	25	25.0	25	0
P.Peterson	1	22	22.0	22	0
K.Martin	1	7	7.0	7	0
K.Dansby	1	4	4.0	4	0
Team	15	258	17.2	82t	1
Opponents	18	306	17.0	46	2

PUNTING

	No	Yds	Avg	Net	TB	In	Lg	B
A.Lee	88	4159	47.3	39.7	8	29	63	0
Team	88	4159	47.3	39.7	8	29	63	0
Opponents	95	4433	46.7	42.6	5	32	70	0

PUNT RETURNS

	Ret	FC	Yds	Avg	Long	TD
K.Williams	21	20	137	6.5	20	0
P.Peterson	13	9	88	6.8	19	0
B.Golden	7	1	63	9.0	15	0
Team	41	30	288	7.0	20	0
Opponents	48	13	506	10.5	76	0

KICKOFF RETURNS

	No.	Yds	Avg	Long	TD
K.Williams	16	326	20.4	28	0
D.Foster	8	184	23.0	55	0
B.Golden	4	81	20.3	26	0
T.Niklas	1	1	1.0	1	0
Team	29	592	20.4	55	0
Opponents	40	880	22.0	99t	1

FIELD GOALS

	1-19	20-29	30-39	40-49	50+
P.Dawson	1/ 1	7/ 7	10/ 14	10/ 13	4/ 5
Team	1/ 1	7/ 7	10/ 14	10/ 13	4/ 5
Opponents	0/ 0	7/ 7	7/ 8	9/ 10	3/ 4

Fumbles Lost: A.Peterson 2, B.Gabbert 2, J.Nelson 1, Da.Johnson 1, L.Fitzgerald 1 **Total:** 7

Opponent Fumble Recoveries: K.Dansby 1, T.Williams 1, P.Peterson 1, R.Nkemdiche 1, H.Miller 1, B.Baker 1 **Total:** 6

2017 INDIVIDUAL MILESTONES

Head Coach Bruce Arians

- Earned his 50th win with Arizona in the Cardinals season finale at Seattle. In doing so, he finished his five-year tenure in Arizona as the winningest head coach in franchise history. Arians announced his retirement from coaching following the 2017 season.

WR Larry Fitzgerald

- Named to his 11th career Pro Bowl after leading the NFC and ranking second in the NFL with 109 receptions in 2017. He became the oldest player in NFL history with 100+ receptions in a season and also moved into third place on the NFL's all-time receiving yardage list.

QB Carson Palmer

- Announced his retirement following the 2017 season after five seasons with Arizona in which he posted a 38-21-1 record (.642) as the Cardinals starter. Palmer helped lead the Cardinals to their most successful five-year run in franchise history.

LB Chandler Jones

- In his second season in Arizona, Jones earned a Pro Bowl selection and was named first-team All-Pro after leading the NFL with a franchise single-season record 17.0 sacks in 2017. He led the NFL in sacks (17.0), tackles for loss (28) and QB hits (38) in '17.

CB Patrick Peterson

- Selected to his seventh consecutive Pro Bowl (6th as a CB), joining Hall of Famers Jim Brown and Barry Sanders as the only players in NFL history to be chosen to seven Pro Bowls before their 28th birthday.

S Budda Baker

- The Cardinals second round selection (36th overall) in the 2017 NFL Draft, Baker was named first-team All-Pro and was selected to the Pro Bowl as a special teamer as a rookie. He tied for third in the NFL with 16 special teams tackles in '17 - while also finishing the season as a starter on defense.

S Antoine Bethea

- During his 12th NFL season, and first with Arizona, Bethea recorded a team-leading and career-high five INTs in 2017. He also established a single-game career-high with two INTs in Week 16 vs. the Giants.

LB Karlos Dansby

- During his third stint with the Cardinals, Dansby led the team with 106 tackles in 2017. He also recorded his 20th career INT, becoming just the fifth player in NFL history with 40+ sacks and 20+ INTs in their career.

K Phil Dawson

- His 32 FGs in 2017 represent the second-highest single-season total in franchise history (Neil Rackers, 40 in 2015). Finished the season having moved into 10th place on the NFL's all-time scoring list with 1,817 career points.

P Andy Lee

- Established a franchise single-season record with a 47.3-yard punting average in 2017 during his first season with the Cardinals. Lee's 47.3-yard punting average ranked seventh in the NFL in 2017, and he has now finished in the top-10 in punting average in 11 of his 14 NFL seasons.



2017 DEFENSIVE STATISTICS

(Based on coaches film review)

Name													SPECIAL TEAMS					
	TT	UT	AT	TFL	Sacks/Yds	INT	PD	FF	FR	PRS	HITS	QB	QB	TT	UT	AT	FF	FR BP/K
Karlos Dansby	106	82	24	10	1/8	1	6	-	1	5	4			-	-	-	-	-
Deone Bucannon	90	66	24	4	1/7	1	3	2	-	3	3			-	-	-	-	-
Tyrann Mathieu	76	65	11	6	1/3	2	5	1	-	1	2			4	4	-	-	-
Chandler Jones	68	56	12	28	17/113	-	2	2	-	15	38			-	-	-	-	-
Tyvon Branch	65	50	15	3	-	-	5	1	-	-	1			3	3	-	-	-
Budda Baker	61	47	14	3	1/7	-	6	2	1	-	2			16	13	3	-	-
Antoine Bethea	58	47	11	-	1/8	5	7	1	-	1	1			-	-	-	-	-
Tramon Williams	41	36	5	-	-	2	13	-	1	-	-			-	-	-	-	-
Haason Reddick	39	26	13	5	2.5/14	-	-	2	-	8	6			4	3	1	-	-
Frostee Rucker	36	25	11	10	1.5/5	-	2	-	-	5	11			-	-	-	-	-
Josh Bynes	34	28	6	2	1/2	1	5	1	-	-	1			9	7	2	1	-
Patrick Peterson	33	28	5	-	-	1	9	-	1	-	-			-	-	-	-	-
Kareem Martin	32	20	12	2	1/6	1	3	1	-	6	3			1	-	1	-	-
Olsen Pierre	32	24	8	10	5.5/57	-	2	1	-	3	10			-	-	-	-	-
Corey Peters	30	21	9	8	1/6	-	1	-	-	9	5			-	-	-	-	-
Justin Bethel	28	20	8	1	-	1	4	-	-	-	-			11	9	2	-	-
Josh Mauro	26	18	8	2	1/8	-	1	-	-	2	3			-	-	-	-	-
Xavier Williams	25	16	9	3	.5/5	-	-	1	-	8	1			-	-	-	-	-
Rodney Gunter	24	12	12	1	1/6	-	-	-	-	8	4			-	-	-	-	-
Markus Golden	12	11	1	1	-	-	-	-	-	5	4			-	-	-	-	-
Robert Nkemdiche	12	7	5	3	-	-	-	1	1	4	2			-	-	-	-	-
Harlan Miller	6	4	2	-	-	-	-	-	-	-	-			-	-	-	1	-
Scooby Wright III	2	1	1	-	-	-	-	-	-	-	-			4	4	-	-	-
Elijhaa Penny	-	-	-	-	-	-	-	-	-	-	-			11	9	2	-	-
Brittan Golden	-	-	-	-	-	-	-	-	-	-	-			6	5	1	-	-
Rudy Ford	-	-	-	-	-	-	-	-	-	-	-			5	5	-	-	-
Jaron Brown	-	-	-	-	-	-	-	-	-	-	-			5	4	1	-	-
Ifeanyi Momah	-	-	-	-	-	-	-	-	-	-	-			3	2	-	-	-
Ricky Seals-Jones	-	-	-	-	-	-	-	-	-	-	-			3	2	1	-	-
Brandon Williams	-	-	-	-	-	-	-	-	-	-	-			2	-	2	-	-
Gabe Martin	-	-	-	-	-	-	-	-	-	-	-			2	2	-	-	-
Aaron Brewer	-	-	-	-	-	-	-	-	-	-	-			2	2	-	-	-
Bronson Hill	-	-	-	-	-	-	-	-	-	-	-			1	1	-	-	-
C.J. Goodwin	-	-	-	-	-	-	-	-	-	-	-			1	1	-	-	-
Phil Dawson	-	-	-	-	-	-	-	-	-	-	-			1	1	-	-	-
Kerwynn Williams	-	-	-	-	-	-	-	-	-	-	-			1	1	-	-	-
Justin Drescher	-	-	-	-	-	-	-	-	-	-	-			1	1	-	-	-
Earl Watford	-	-	-	-	-	-	-	-	-	-	-			1	1	-	-	-

MISCELLANEOUS:

Robert Nkemdiche: 21-yard fumble return for a TD vs. N.Y. Giants, December 24**Justin Bethel:** 82-yard interception return for a TD @ Detroit, September 10



2017 DEFENSIVE SUMMARIES

SEPTEMBER 10 ■ CARDINALS AT DETROIT LIONS ■ SCORE: 35-23 (L)

Top Tacklers	Sacks	INTs	Forced Fumbles	Recovered Fumbles
H. Reddick (10) T. Branch (9) K. Dansby (9) A. Bethea (5)	C. Jones (1)	J. Bethel (1)		

SEPTEMBER 17 ■ CARDINALS AT INDIANAPOLIS COLTS ■ SCORE: 16-13 (W)-OT

Top Tacklers	Sacks	INTs	Forced Fumbles	Recovered Fumbles
K. Dansby (10) H. Reddick (10) C. Jones (7) J. Bethel (5) M. Golden (4)	C. Jones (2) J. Bynes (1) J. Mauro (1)	T. Mathieu (1)	C. Jones (1)	

SEPTEMBER 25 ■ CARDINALS VS. DALLAS COWBOYS ■ SCORE: 28-17 (L)

Top Tacklers	Sacks	INTs	Forced Fumbles	Recovered Fumbles
T. Branch (11) T. Mathieu (4) K. Dansby (4) C. Peters (4)	C. Jones (1)			

OCTOBER 1 ■ CARDINALS VS. SAN FRANCISCO 49ERS ■ SCORE: 18-15 (W)-OT

Top Tacklers	Sacks	INTs	Forced Fumbles	Recovered Fumbles
T. Mathieu (10) T. Branch (8) K. Dansby (5) C. Jones (5) R. Gunter (5)	T. Mathieu (1) O. Pierre (1) X. Williams (.5) F. Rucker (.5)	A. Bethea (1)	T. Branch (1)	

OCTOBER 8 ■ CARDINALS AT PHILADELPHIA EAGLES ■ SCORE: 34-7 (L)

Top Tacklers	Sacks	INTs	Forced Fumbles	Recovered Fumbles
T. Branch (10) D. Bucannon (9) K. Dansby (5) C. Jones (5)	C. Jones (1)	A. Bethea (1)		

OCTOBER 15 ■ CARDINALS VS. TAMPA BAY BUCCANEERS ■ SCORE: 38-33 (W)

Top Tacklers	Sacks	INTs	Forced Fumbles	Recovered Fumbles
D. Bucannon (8) T. Branch (8) J. Bethel (6) A. Bethea (6) K. Dansby (5) K. Martin (5)	C. Jones (2)	A. Bethea (1) T. Williams (1)		

OCTOBER 22 ■ CARDINALS AT LOS ANGELES RAMS (London) ■ SCORE: 33-0 (L)

Top Tacklers	Sacks	INTs	Forced Fumbles	Recovered Fumbles
D. Bucannon (14) A. Bethea (10) T. Williams (10) T. Branch (6) C. Jones (5) T. Mathieu (5)	C. Jones (1)	D. Bucannon (1)		

NOVEMBER 5 ■ CARDINALS AT SAN FRANCISCO 49ERS ■ SCORE: 20-10 (W)

Top Tacklers	Sacks	INTs	Forced Fumbles	Recovered Fumbles
T. Branch (10) D. Bucannon (9) K. Dansby (7) T. Williams (4)	C. Jones (1) K. Dansby (1) C. Peters (1) R. Gunter (1) O. Pierre (.5) H. Reddick (.5)	K. Dansby (1)	T. Mathieu (1)	P. Peterson (1)



NOVEMBER 9 ■ CARDINALS VS. SEATTLE SEAHAWKS ■ SCORE: 22-16 (L)

Top Tacklers	Sacks	INTs	Forced Fumbles	Recovered Fumbles
K. Dansby (8)	C. Jones (1)		H. Reddick (1)	
D. Bucannon (7)	A. Bethea (1)			
B. Baker (7)	F. Rucker (1)			
T. Mathieu (6)	H. Reddick (1)			
A. Bethea (6)	O. Pierre (1)			
F. Rucker (5)				

NOVEMBER 19 ■ CARDINALS AT HOUSTON TEXANS ■ SCORE: 31-21 (L)

Top Tacklers	Sacks	INTs	Forced Fumbles	Recovered Fumbles
D. Bucannon (12)	B. Baker (1)	P. Peterson (1)	B. Baker (2)	B. Baker (1)
B. Baker (12)			D. Bucannon (1)	
K. Dansby (10)			X. Williams (1)	
T. Mathieu (7)				
A. Bethea (5)				

NOVEMBER 26 ■ CARDINALS VS. JACKSONVILLE JAGUARS ■ SCORE: 27-24 (W)

Top Tacklers	Sacks	INTs	Forced Fumbles	Recovered Fumbles
J. Byrnes (10)	C. Jones (2)	T. Mathieu (1)	H. Reddick (1)	K. Dansby (1)
C. Jones (7)	O. Pierre (1)		J. Byrnes (1)	
K. Dansby (7)				
F. Rucker (5)				
B. Baker (4)				
T. Mathieu (4)				

DECEMBER 3 ■ CARDINALS VS. LOS ANGELES RAMS ■ SCORE: 32-16 (L)

Top Tacklers	Sacks	INTs	Forced Fumbles	Recovered Fumbles
J. Byrnes (10)	C. Jones (1)	K. Martin (1)	C. Jones (1)	
B. Baker (8)				
K. Dansby (7)				
T. Mathieu (5)				
T. Williams (5)				

DECEMBER 10 ■ CARDINALS VS. TENNESSEE TITANS ■ SCORE: 12-7 (W)

Top Tacklers	Sacks	INTs	Forced Fumbles	Recovered Fumbles
K. Dansby (8)	C. Jones (1)	J. Byrnes (1)		
B. Baker (7)	O. Pierre (1)	T. Williams (1)		
C. Jones (6)	H. Reddick (1)			
D. Bucannon (5)				

DECEMBER 17 ■ CARDINALS AT WASHINGTON REDSKINS ■ SCORE: 20-15 (L)

Top Tacklers	Sacks	INTs	Forced Fumbles	Recovered Fumbles
D. Bucannon (9)	C. Jones (1)		A. Bethea (1)	T. Williams (1)
K. Martin (6)				
T. Mathieu (4)				
P. Peterson (4)				
C. Peters (4)				
F. Rucker (4)				

DECEMBER 24 ■ CARDINALS VS. NEW YORK GIANTS ■ SCORE: 23-0 (W)

Top Tacklers	Sacks	INTs	Forced Fumbles	Recovered Fumbles
B. Baker (12)	D. Bucannon (1)	A. Bethea (2)	D. Bucannon (1)	R. Nkemdiche (1)
K. Dansby (10)	K. Martin (1)		K. Martin (1)	
D. Bucannon (8)				
T. Mathieu (7)				
T. Williams (5)				

DECEMBER 31 ■ CARDINALS AT SEATTLE SEAHAWKS ■ SCORE: 26-24 (W)

Top Tacklers	Sacks	INTs	Forced Fumbles	Recovered Fumbles
C. Jones (6)	C. Jones (2)		R. Nkemdiche (1)	
H. Miller (6)	O. Pierre (1)		O. Pierre (1)	
K. Dansby (6)				
D. Bucannon (6)				
O. Pierre (4)				
P. Peterson (4)				
T. Mathieu (4)				



STARTING LINEUPS

OFFENSE

Opponent, Date	WR	LT	LG	C	RG	RT	TE	WR	QB	RB	WR
at Detroit, Sep. 10	Ja. Brown	Humphries	Iupati	Shipley	Boehm	Veldheer	Gresham	Fitzgerald	Palmer	D. Johnson	Jo. Brown
	WR	LT	LG	C	RG	RT	TE	WR	QB	RB	TE
at Indianapolis, Sep. 17	Ja. Brown	Wetzel	Boone	Shipley	Boehm	Veldheer	Niklas	Fitzgerald	Palmer	K. Williams	Holden
	WR	LT	LG	C	RG	RT	TE	WR	QB	RB	WR
Dallas, Sep. 25	Ja. Brown	Wetzel	Boone	Shipley	Boehm	Veldheer	Gresham	Fitzgerald	Palmer	C. Johnson	Nelson
	WR	LT	LG	C	RG	RT	TE	WR	QB	RB	TE
San Francisco, Oct. 1	Ja. Brown	Wetzel	Holden	Shipley	Boehm	Veldheer	Gresham	Fitzgerald	Palmer	C. Johnson	Niklas
	TE	LT	LG	C	RG	RT	TE	WR	QB	RB	TE
at Philadelphia, Oct. 8	Momah	Wetzel	Watford	Shipley	Boehm	Veldheer	Gresham	Fitzgerald	Palmer	C. Johnson	Niklas
	WR	LT	LG	C	RG	RT	TE	WR	QB	RB	WR
Tampa Bay, Oct. 15	Jo. Brown	Humphries	Boone	Shipley	Watford	Veldheer	Gresham	Fitzgerald	Palmer	A. Peterson	Nelson
	WR	LT	LG	C	RG	RT	TE	WR	QB	RB	TE
at LA Rams (UK), Oct. 22	Jo. Brown	Humphries	Boone	Shipley	Watford	Veldheer	Gresham	Fitzgerald	Palmer	A. Peterson	Niklas
at San Fran., Nov. 5	Jo. Brown	Humphries	Boone	Shipley	Watford	Veldheer	Gresham	Fitzgerald	Stanton	A. Peterson	Niklas
	TE	LT	LG	C	RG	RT	TE	WR	QB	RB	TE
Seattle, Nov. 9	Momah	Humphries	Boone	Shipley	Watford	Veldheer	Gresham	Fitzgerald	Stanton	A. Peterson	Niklas
	WR	LT	LG	C	RG	RT	TE	WR	QB	RB	TE
at Houston, Nov. 19	Jo. Brown	Veldheer	Boone	Shipley	Watford	Wetzel	Gresham	Fitzgerald	Gabbert	A. Peterson	Niklas
	WR	LT	LG	C	RG	RT	TE	WR	QB	RB	WR
Jacksonville, Nov. 26	Ja. Brown	Veldheer	Boone	Shipley	Watford	Wetzel	Gresham	Fitzgerald	Gabbert	A. Peterson	C. Williams
	WR	LT	LG	C	RG	RT	TE	WR	QB	RB	TE
LA Rams, Dec. 3	Nelson	Veldheer	Boone	Shipley	Watford	Wetzel	Gresham	Fitzgerald	Gabbert	K. Williams	Niklas
Tennessee, Dec. 10	Ja. Brown	Veldheer	Boone	Shipley	Watford	Wetzel	Gresham	Fitzgerald	Gabbert	K. Williams	Niklas
at Washington, Dec. 17	Ja. Brown	Holden	Boone	Shipley	Boehm	Wetzel	Seals-Jones	Fitzgerald	Gabbert	K. Williams	Niklas
	WR	LT	LG	C	RG	RT	TE	WR	QB	RB	WR
NY Giants, Dec. 24	Ja. Brown	Holden	Boone	Shipley	Boehm	Wetzel	Gresham	Fitzgerald	Stanton	K. Williams	Nelson
	WR	LT	LG	C	RG	RT	TE	WR	QB	RB	TE
at Seattle, Dec. 31	Nelson	Holden	Boone	Shipley	Boehm	Wetzel	Gresham	Fitzgerald	Stanton	K. Williams	Niklas

DEFENSE

Opponent, Date	DL	DL	DL	SAM	\$LB	ILB	WILL	LCB	RCB	SS	FS
at Detroit, Sep. 10	Mauro	Peters	Rucker	Jones	Reddick	Dansby	Golden	Peterson	Bethel	Branch	Mathieu
	DL	DL	SAM	\$LB	ILB	WILL	DB	LCB	RCB	SS	FS
at Indianapolis, Sep. 17	Peters	Rucker	Jones	Reddick	Dansby	Golden	Branch	Peterson	Bethel	Betha	Mathieu
	DL	DL	DL	SAM	\$LB	ILB	WILL	LCB	RCB	SS	FS
Dallas, Sep. 25	Mauro	Peters	Rucker	Jones	Reddick	Dansby	Golden	Peterson	Bethel	Branch	Mathieu
San Francisco, Oct. 1	Mauro	Peters	Rucker	Jones	Bucannon	Dansby	Golden	Peterson	Bethel	Branch	Mathieu
	DL	DL	DL	SAM	\$LB	ILB	DB	LCB	RCB	SS	FS
at Philadelphia, Oct. 8	Mauro	Peters	Rucker	Jones	Bucannon	Dansby	Betha	Peterson	Bethel	Branch	Mathieu
	DL	DL	DL	SAM	\$LB	ILB	WILL	LCB	RCB	SS	FS
Tampa Bay, Oct. 15	Mauro	Peters	Rucker	Jones	Bucannon	Dansby	Martin	Peterson	Bethel	Branch	Mathieu
	DL	DL	DL	SAM	\$LB	ILB	DB	LCB	RCB	SS	FS
at LA Rams (UK), Oct. 22	Mauro	Peters	Rucker	Jones	Bucannon	Dansby	Betha	Peterson	T. Williams	Branch	Mathieu
	DL	DL	DL	SAM	\$LB	ILB	WILL	LCB	RCB	SS	FS
at San Fran., Nov. 5	Mauro	Peters	Rucker	Jones	Bucannon	Dansby	Martin	Peterson	T. Williams	Branch	Mathieu
Seattle, Nov. 9	Pierre	Peters	Rucker	Jones	Bucannon	Dansby	Martin	Peterson	T. Williams	Branch	Mathieu
at Houston, Nov. 19	Pierre	Gunter	Rucker	Jones	Bucannon	Dansby	Martin	Peterson	T. Williams	Baker	Mathieu
	DL	DL	DL	SAM	\$LB	WILL	LCB	RCB	SS	FS	FS
Jacksonville, Nov. 26	Pierre	Gunter	Rucker	X. Williams	Jones	Bucannon	Martin	Peterson	T. Williams	Baker	Mathieu
	DL	DL	SAM	\$LB	ILB	WILL	DB	LCB	RCB	SS	FS
LA Rams, Dec. 3	Pierre	Rucker	Jones	Bynes	Dansby	Martin	Betha	Peterson	T. Williams	Baker	Mathieu
Tennessee, Dec. 10	Pierre	Rucker	Jones	Bucannon	Dansby	Martin	Betha	Peterson	T. Williams	Baker	Mathieu
	DL	DL	DL	SAM	\$LB	ILB	WILL	LCB	DB	SS	FS
at Washington, Dec. 17	Pierre	Peters	Rucker	Jones	Bucannon	Dansby	Martin	Peterson	Betha	Baker	Mathieu
	DL	DL	DL	SAM	\$LB	ILB	WILL	LCB	RCB	SS	FS
NY Giants, Dec. 24	Gunter	Peters	Rucker	Jones	Bucannon	Dansby	Martin	Peterson	T. Williams	Baker	Mathieu
at Seattle, Dec. 31	Pierre	Peters	Rucker	Jones	Bucannon	Dansby	Martin	Peterson	T. Williams	Baker	Mathieu



GAME-BY-GAME OFFENSE

	9/10 @ Det	9/17 @Ind	9/25 vs. Dal	10/1 vs SF	10/8 @ Phi	10/15 vs TB	10/22 @ LAR	11/5 @ SF	11/9 vs. Sea	11/19 @ Hou	11/26 vs. Jax	12/3 vs. LAR	12/10 vs. Ten	12/17 @ Was	12/24 vs. NYG	12/31 @ Sea	Totals
First Downs	24	17	22	25	16	23	10	20	24	17	20	19	16	19	19	19	310
Rushing	4	2	2	5	1	7	1	6	2	1	5	6	5	8	4	7	66
Passing	15	14	15	17	13	14	8	11	16	14	12	12	9	8	13	9	200
Penalty	5	1	5	3	2	2	1	3	6	2	3	1	2	3	2	3	44
Third Downs	15	15	18	16	14	9	12	16	15	10	17	15	14	19	14	14	233
Converted	6	6	8	5	4	4	3	7	6	3	7	7	3	4	5	4	82
Efficiency	40%	40%	44%	31%	29%	44%	25%	44%	40%	30%	41%	47%	21%	36%	29%	35.2%	
Fourth Downs	1	1	1	0	3	1	2	0	3	1	0	0	0	3	0	0	16
Converted	1	0	0	0	2	0	1	0	1	0	0	0	0	2	0	0	7
Efficiency	100%	0%	0%	0%	67%	0%	50%	0%	33%	0%	0%	0%	0%	67%	0%	0%	43.8%
Total Net Yards	308	389	332	368	307	432	196	368	290	292	344	305	261	286	289	259	5,026
Plays	67	65	75	79	60	59	47	73	73	54	70	62	63	80	64	68	1,059
Avg./Play	4.6	6.0	4.4	4.7	5.1	7.3	4.2	5.0	4.0	5.4	4.9	4.9	4.1	3.6	4.5	3.8	4.7
Net Yards Rushing	45	83	49	51	31	163	25	167	34	48	108	118	136	141	74	116	1,386
Attempts	18	25	21	22	14	35	12	43	24	18	31	24	29	34	27	33	409
Avg./Rush	2.5	3.3	2.3	2.3	2.2	4.6	2.1	3.9	1.4	2.7	3.5	4.9	4.7	4.1	2.7	3.5	3.4
Touchdowns	1	0	0	0	0	2	0	0	1	0	0	1	0	0	0	1	6
Net Yards Passing	263	306	283	317	276	272	171	201	256	244	236	187	125	145	215	143	3,640
Sacks	1	4	6	6	2	2	3	0	2	2	1	7	8	5	2	1	52
Yards Lost	5	26	42	40	15	11	16	0	17	13	5	27	53	44	15	2	339
Gross Yards	268	332	325	357	291	283	188	201	273	257	241	221	178	189	230	145	3,979
Attempts	48	36	48	51	44	22	32	30	47	34	38	32	26	41	35	34	598
Completions	27	19	29	33	28	18	15	15	24	22	22	18	17	16	21	15	339
Pct.	56.3%	52.8%	60.4%	64.7%	63.6%	81.8%	46.9%	50.0%	51.1%	64.7%	57.9%	56.3%	65.4%	39.0%	60.0%	44.1%	56.7%
Touchdowns	1	1	2	1	1	3	0	2	1	3	2	1	0	0	2	1	21
Interceptions	3	1	0	1	0	1	2	1	0	2	1	2	0	1	2	1	18
Yards Per Attempt	5.4	7.7	5.2	5.6	6.0	11.3	4.9	6.7	5.2	6.8	6.1	4.8	3.7	3.2	5.8	4.1	5.6
Kickoffs-EZ-TB	5-4-1	5-5-2	4-3-3	6-5-3	2-2-2	7-7-7	1-0-0	5-2-1	5-2-1	4-3-2	7-6-5	4-1-0	5-5-3	5-0-0	5-4-3	7-3-1	77-52-34
Punting	4	5	6	6	7	2	6	6	5	6	6	5	6	5	7	6	88
Average	46.0	46.4	45.2	48.8	49.6	46.5	43.8	45.0	46.0	46.5	45.7	50.8	45.0	50.2	47.0	53.2	47.3
Net Average	34.0	41.8	38.0	42.0	33.9	41.5	32.2	43.3	38.4	45.0	40.0	34.8	42.7	46.6	41.4	40.0	39.7
Had Blocked	0	0	0	0	0	0	0	0	0	0	0	0	0	0	0	0	0
FG-PAT Had Blocked	0-0	0-0	0-0	0-0	1-0	0-0	0-0	0-0	0-1	0-0	0-0	1-1	0-0	0-0	0-0	0-0	2-2
Penalties/Yards	6-55	6-41	6-50	10-80	7-61	7-61	10-65	2-25	9-58	10-90	10-98	4-25	5-30	8-71	6-45	4-25	110-880
Fumbles/Lost	2-1	1-0	0-0	0-0	1-1	3-1	1-0	1-1	1-1	1-0	2-1	1-0	0-0	3-1	1-0	1-0	19-7
Touchdowns	3	1	2	1	1	5	0	2	2	3	2	2	0	0	3	2	29
Rushing	1	0	0	0	0	2	0	0	1	0	0	1	0	0	0	1	6
Passing	1	1	2	1	1	3	0	2	1	3	2	1	0	0	2	1	21
Returns	1	0	0	0	0	0	0	0	0	0	0	0	0	0	1	0	2
PAT/ 2-Point Made/Att.	2-3	1-1	2-2	0-0	1-1	5-5	0-0	2-2	1-2	3-3	2-2	1-2	0-0	0-0	2-3	2-2	24-28
Kicking Made/Att.	2-2	1-1	2-2	0-0	1-1	5-5	0-0	2-2	1-2	3-3	1-1	1-2	0-0	0-0	2-3	2-2	23-26
2-pt Rushing Made/Att.	0-0	0-0	0-0	0-0	0-0	0-0	0-0	0-0	0-0	0-0	0-0	0-0	0-0	0-0	0-0	0-0	0-0
2-pt Passing Made/Att.	0-1	0-0	0-0	0-0	0-0	0-0	0-0	0-0	0-0	0-0	1-1	0-0	0-0	0-0	0-0	0-0	1-2
Field Goals Made/Att.	1-2	3-4	1-2	4-4	0-1	1-1	0-1	2-3	1-1	0-0	4-4	1-2	4-5	5-5	1-1	4-4	32-40
Safeties Awarded	0	0	0	0	0	0	0	0	0	0	0	0	0	0	0	0	0
Points Scored	23	16	17	18	7	38	0	20	16	21	27	16	12	15	23	26	295
Time Of Possession	26:40	28:49	36:15	36:15	24:13	32:23	20:59	36:22	29:07	26:14	34:39	31:02	33:49	36:16	33:13	32:16	30:47



GAME-BY-GAME DEFENSE

	9/10 @ Det	9/17 @ Ind	9/25 vs. Dal	10/1 vs SF	10/8 @ Phi	10/15 vs. TB	10/22 @ LAR	11/5 @ SF	11/9 vs. Sea	11/19 @ Hou	11/26 vs. Jax	12/3 vs. LAR	12/10 vs. Ten	12/17 @ Was	12/24 vs. NYG	12/31 @ Sea	Totals
First Downs	19	18	15	20	19	21	28	17	14	22	19	18	14	14	12	13	283
Rushing	3	6	6	6	5	3	11	3	3	7	4	4	3	1	0	3	68
Passing	15	11	7	13	11	17	14	13	10	12	11	13	9	10	12	9	187
Penalty	1	1	2	1	3	1	3	1	1	3	4	1	2	3	0	1	28
Third Downs	16	18	9	19	14	14	19	17	13	15	12	11	12	9	14	12	224
Converted	8	8	2	5	9	7	13	6	3	8	1	3	4	1	1	1	80
Efficiency	50%	44%	22%	26%	64%	50%	68%	35%	23%	53%	8%	27%	33%	11%	7%	8%	35.7%
Fourth Downs	1	0	0	1	0	3	0	2	0	0	1	1	2	0	4	1	16
Converted	0	0	0	1	0	2	0	0	0	0	1	1	0	0	1	1	7
Efficiency	0%	0%	0%	100%	0%	67%	0%	0%	0%	0%	100%	100%	0%	0%	25%	100%	43.8%
Total Net Yards	367	266	273	305	419	414	425	329	287	357	219	303	204	218	293	296	4,975
Plays	69	70	45	79	64	64	78	73	60	67	58	56	56	47	67	54	1,007
Avg./Play	5.3	3.8	6.1	3.9	6.5	6.5	5.4	4.5	4.8	5.3	3.8	5.4	3.6	4.6	4.4	5.5	4.9
Net Yards Rushing	82	76	99	95	122	70	197	63	75	134	91	90	65	31	43	101	1,434
Attempts	27	29	26	27	33	20	40	17	23	34	22	24	22	20	20	22	406
Avg./Rush	3.0	2.6	3.8	3.5	3.7	3.5	4.9	3.7	3.3	3.9	4.1	3.8	3.0	1.6	2.2	4.6	3.5
Touchdowns	0	1	2	0	0	1	2	1	0	2	2	0	1	0	0	0	12
Net Yards Passing	285	190	174	210	297	344	228	266	212	223	128	213	139	187	250	195	3,541
Sacks	1	4	1	3	1	2	1	5	5	1	3	1	3	1	2	3	37
Yards Lost	7	26	9	24	7	7	28	26	7	32	7	32	7	20	9	13	255
Gross Yards	292	216	183	234	304	351	235	294	238	230	160	220	159	196	263	221	3,796
Attempts	41	37	18	49	30	42	37	51	32	32	33	31	31	26	45	29	564
Completions	29	20	13	24	21	27	22	24	22	22	19	21	16	18	27	18	343
Pct.	70.7%	54.1%	72.2%	49.0%	70.0%	64.3%	59.5%	47.1%	68.8%	68.8%	57.6%	67.7%	51.6%	69.2%	60.0%	62.1%	60.8%
Touchdowns	4	0	2	0	4	3	1	0	2	2	0	2	0	2	0	2	24
Interceptions	1	1	0	1	1	2	1	1	0	1	1	1	2	0	2	0	15
Yards Per Attempt	6.8	4.6	9.2	4.0	9.6	7.8	6.0	4.8	5.7	6.8	3.6	6.7	4.1	6.9	5.3	6.1	5.9
Kickoffs-EZ-TB	6-6-4	4-2-2	5-4-3	6-6-6	7-6-3	6-4-3	7-7-5	3-3-2	5-4-4	6-3-3	5-4-3	7-6-5	2-0-0	5-3-3	1-1-1	5-2-2	80-61-49
Punting	5	7	7	7	3	4	2	8	8	6	8	4	6	6	6	8	95
Average	37.8	43.3	44.4	50.1	43.0	38.5	59.5	44.0	49.8	46.8	49.5	51.8	52.2	53.2	43.8	43.5	46.7
Net Average	37.8	42.4	43.9	48.4	40.7	38.5	55.0	42.0	42.1	42.3	40.4	48.8	46.7	42.7	39.0	39.0	42.6
Had Blocked	0	0	0	0	0	0	0	0	0	0	0	0	0	0	0	0	0
FG-PAT Had Blocked	0-0	0-0	0-0	0-0	0-0	0-0	0-0	0-0	0-0	0-0	0-0	0-0	0-0	0-0	0-0	0-0	0-0
Penalties/Yards	10-100	8-70	9-76	13-113	5-60	9-49	6-45	8-53	12-108	6-42	5-45	7-36	6-48	7-82	10-101	8-100	129-1,128
Fumbles/Lost	1-0	3-0	0-0	1-0	0-0	0-0	0-0	1-1	1-0	4-1	3-2	1-0	0-0	1-1	2-1	2-0	20-6
Touchdowns	5	1	4	0	4	5	3	1	2	4	3	3	1	2	0	3	41
Rushing	0	1	2	0	0	1	2	1	0	2	2	0	1	0	0	0	12
Passing	4	0	2	0	4	3	1	0	2	2	0	2	0	2	0	2	24
Returns	1	0	0	0	0	1	0	0	0	0	1	1	0	0	0	1	5
PAT/ 2-Point Made/Att.	2-5	1-1	4-4	0-0	4-4	2-5	3-3	1-1	2-2	4-4	3-3	2-3	1-1	2-2	0-0	3-3	34-41
Kicking Made/Att.	2-2	1-1	4-4	0-0	4-4	1-1	3-3	1-1	2-2	4-4	3-3	2-3	1-1	2-2	0-0	3-3	33-34
2-pt Rushing Made/Att.	0-1	0-0	0-0	0-0	0-0	1-2	0-0	0-0	0-0	0-0	0-0	0-0	0-0	0-0	0-0	0-0	1-3
2-pt Passing Made/Att.	0-2	0-0	0-0	0-0	0-0	0-2	0-0	0-0	0-0	0-0	0-0	0-0	0-0	0-0	0-0	0-0	0-4
Field Goals Made/Att.	1-1	2-2	0-0	5-5	2-2	0-0	4-4	1-1	2-2	1-1	1-1	4-4	0-1	2-2	0-1	1-2	26-29
Safeties Allowed	0	0	0	0	0	0	0	0	1	0	0	0	0	0	0	0	1
Points Allowed	35	13	28	15	34	33	33	10	22	31	24	32	7	20	0	24	361
Time Of Possession	33:20	33:09	23:45	33:13	35:47	27:37	39:01	23:38	30:53	33:46	25:21	28:58	26:11	23:44	26:47	27:44	29:13

2017 GAME SUMMARIES



LIONS 35, CARDINALS 23

SEPTEMBER 10, 2017
FORD FIELD - (60,957)



The Cards opened the regular season at Detroit where they took advantage of early Lions mistakes to take an initial 10-0 lead. However, the hosts responded with 26 straight points in the 2nd half to earn the 35-23 victory. Detroit enjoyed a 4-1 edge in takeaways and converted 3 of them into TDs.

Detroit safety Tavon Wilson's INT off Carson Palmer on the game's opening drive set his offense up at the AZ26. However, 2 plays later Lions signal-caller Matthew Stafford returned the favor with a pass that Cards CB Justin Bethel picked off and returned 82 yards for a TD. Midway thru the 1st quarter, the Lions were backed up deep in their own territory when punter Kasey Redfern mishandled a snap in the end zone, allowing the Cards to take over at the DET13. The Cards could only convert it into a 24-yard Phil Dawson FG that made it 10-0 after one. Early in the 2nd quarter, the Cards were threatening before Lions safety Glover Quin INT'd Palmer and returned it to the AZ42. Detroit capitalized 11 plays later when Marvin Jones hauled in a 6-yard TD pass from Stafford that made it 10-6 after the PAT try failed. It remained that way until late in the half when the Cards advanced deep into Lions territory but Dawson's 32-yard FG try bounced off the left upright with :39 remaining before intermission. That was enough time for the Lions to move into position for a 58-yard Matt Prater FG that made it 10-9 as the half expired.

On its opening drive of the 2nd half, AZ's offense moved 94 yards in 12 plays thanks largely to Palmer completing 6 of 8 passes for 69 yards, the biggest of which was a 24-yarder to David Johnson to the DET3. On the next play, RB Kerwyn Williams ran it in to give AZ a 17-9 lead. After a Lions 3-n-out, the Cards took over at their own 21 but on the 1st play Johnson fumbled and DET took over at the A210; the play would also be Johnson's last of the season as he exited the game with a wrist injury that ultimately landed him on IR. The Lions again cashed in on a turnover when RB Theo Riddick caught a 7-yard TD pass from Stafford that trimmed the AZ lead to 2 at 17-15 late in the 3rd. On their next series, DET took its 1st lead of the game with 9:27 left thanks to a 10-yard Stafford TD pass to rookie WR Kenny Golladay. The two struck again on the next series with a 45-yard TD hook-up that made it 28-17. The misfortune continued on the next play from scrimmage when Palmer's pass to RB Andre Ellington bounced right off the RB and into the hands of LB Miles Killebrew who took it 35 yards for a TD. A late TD pass from Palmer to WR JJ Nelson provided the game's final points.

	1	2	3	4	OT	F
CARDINALS	10	0	7	6	—	23
Lions	0	9	6	20	—	35

Team	Qtr.	Time	Scoring Play	Drive	Score
CARDS	1	11:14	Bethel 82-yard INT return (Dawson kick)	--	7-0
CARDS	1	2:40	Dawson 24-yard FG	7-7, 3:32	10-0
Lions	2	4:22	MJones 6-yard pass from Stafford (run failed)	11-42, 6:16	10-6
Lions	2	0:00	Prater 58-yard FG	8-38, 0:39	10-9
CARDS	3	5:37	KWilliams 3-yard run (Dawson kick)	12-94, 5:49	17-9
Lions	3	3:07	Riddick 7-yard pass from Stafford (pass failed)	2-10, 0:45	17-15
Lions	4	9:27	Golladay 10-yard pass from Stafford (pass failed)	10-67, 4:49	17-21
Lions	4	4:13	Golladay 45-yard pass from Stafford (Prater kick)	5-72, 2:55	17-28
Lions	4	4:03	Killebrew 35-yard INT return (Prater kick)	--	17-35
CARDS	4	1:33	Nelson 1-yard pass from Palmer (pass failed)	10-75, 2:30	23-35

STATISTICS

	AZ	DET
First Downs.....	24	18
3rd Down Eff. (Pct).....	6-15 (40)	8-16 (50)
Total Plays.....	67	69
Avg. Gain.....	4.6	5.3
Rushes-Yards.....	18-45	27-82
Net Passing Yards.....	264	285
Total Net Yards.....	309	367
Passing (A-C-I).....	48-27-3	41-29-1
Sacked by Opp.....	1-5	1-7
Punts-Average.....	4-46.0	5-37.8
Fumbles-Lost.....	2-1	1-0
Penalties.....	6-55	10-100
Time of Possession.....	27:58	32:02

Weather: Indoors

RUSHING

CARDS: DJohnson 11-23; Williams 5-10, TD; JoBrown 1-10; Palmer 1-2.

Lions: Abdullah 15-30; Washington 6-22; Stafford 2-14; Redfern 1-10; Tate 2-7; Riddick 1(-1).

PASSING

CARDS: Palmer 27-49, 269 yds, 1 TD, 3 INT.

Lions: Stafford 29-41, 292 yds, 4 TD, 1 INT.

RECEIVING

CARDS: Fitzgerald 6-74; DJohnson 6-68; Nelson 5-43, TD; JoBrown 4-32; Gresham 3-15; Ellington 2-35; Williams 1-2.

Lions: Tate 10-107; Riddick 6-27, TD; Golladay 4-69, 2 TD; Abdullah 3-11; MJones 2-37, TD; TJones 2-32; Ebron 2-9.

INTERCEPTIONS

CARDS: Bethel 1-82, TD.

Lions: Killebrew 1-35, TD; Quin 1-25; Wilson 1-23.



CARDINALS 16, COLTS 13 (OT)

SEPTEMBER 17, 2017
LUCAS OIL STADIUM - (63,137)



The Cards made their first-ever appearance at Lucas Oil Stadium where they allowed Indy to jump out to an early 10-point lead. They trailed by that same margin approaching the midway point of the 4th quarter. Staring down the barrel of an O-2 start to the season, AZ rallied to score 3 times the rest of the way and emerged with a 16-13 OT victory.

Both squads entered the contest undermanned. AZ was without 5 injured starters while Indy's list of missing players was headlined by QB Andrew Luck. Starting in his place was recently-acquired Jacoby Brissett who led Indy to scores on its first 2 offensive drives. The initial one appeared to end with an Adam Vinatieri FG but Cards DL Rodney Gunter was flagged for "leverage" on the try; 2 plays later Indy added a TD instead thanks to a 5-yard Frank Gore run. The Colts went up 10-0 on their next drive via Vinatieri's 46-yard FG. AZ responded on the next play from scrimmage with a 46-yard Carson Palmer pass to TE Ifeanyi Momah that took it to the Indy 29. AZ would reach the 1 and went for it on 4th-n-goal from there but Palmer's fade pass to Larry Fitzgerald fell incomplete. After the Cards D forced a 3-n-out, AZ again threatened. A 9-yard Palmer pass to WR JJ Nelson was initially ruled a TD but reversed after replay and a 27-yard Phil Dawson FG made it 10-3. With under 2 minutes to play in the half, the Cards reached the Indy 26 but Palmer's 1st down throw was picked off by 5 Malik Hooker.

Neither team scored or generated much offense in the 3rd but with 11:42 remaining, Vinatieri's 29-yard FG made it a 2-score game at 13-3. The next series saw Palmer pick-up a key 1st down on 3rd-n-1 when he fumbled the snap but recovered and ran up the middle for 4. Two plays later AZ faced a 3rd-n-20 from its own 18 when Palmer picked up 22 on a pass to WR Jaron Brown and an additional 15 thanks to a roughing the passer call that moved it to the Indy 45. On the next snap, Palmer hit Nelson between 2 defenders down the deep middle for a 45-yard TD that made it 13-10. The AZ offense got the ball back after a Colts 3-n-out and on the 2nd play thereafter, Palmer and Nelson again connected, this time on a 31-yarder to the Indy 28. The catch would lead to a 40-yard Dawson FG that tied the game at 13 with 3:28 to play. On the final play of regulation Dawson had a chance to end it with a 42-yard FG. His initial attempt was good but negated by a Colts timeout and the following try was wide right sending the game to OT.

The Colts won the toss to open the extra period and elected to receive but on their 1st play, 5 Tyrann Mathieu picked off Brissett and returned the INT 15 yards to the Indy 21. Four plays later, Dawson hit it right down the middle from 30 yards to claim the victory.

	1	2	3	4	OT	F
CARDINALS	0	3	0	10	3	16
Colts	10	0	0	3	0	13

Team	Qtr.	Time	Scoring Play	Drive	Score
Colts	1	7:38	Gore 5-yard run (Vinatieri kick)	14-53, 5:45	0-7
Colts	1	1:27	Vinatieri 46-yard FG	8-32, 4:21	0-10
CARDS	2	5:56	Dawson 27-yard FG	15-54, 5:49	3-10
Colts	4	11:42	Vinatieri 29-yard FG	16-76, 9:18	3-13
CARDS	4	7:38	Nelson 45-yard pass from Palmer (Dawson kick)	7-85, 4:04	10-13
CARDS	4	3:25	Dawson 40-yard FG	6-40, 2:09	13-13
CARDS	OT	8:02	Dawson 30-yard FG	4-9, 1:45	16-13

STATISTICS

	AZ	IND
First Downs.....	17	18
3rd Down Eff. (Pct).....	6-15 (40)	8-18 (44)
Total Plays.....	65	70
Avg. Gain.....	3.3	2.6
Rushes-Yards.....	25-83	29-76
Net Passing Yards.....	306	190
Total Net Yards.....	389	266
Passing (A-C-I).....	36-19-1	37-20-1
Sacked by Opp.....	4-26	4-26
Punts-Average.....	5-46.4	7-43.3
Fumbles-Lost.....	1-0	3-0
Penalties.....	6-41	8-70
Time of Possession.....	28:49	33:09

Weather: Indoors

RUSHING

CARDS: CJohnson 11-44; KWilliams 9-22; Ellington 2-11; Palmer 3-6.

Colts: Gore 14-46, TD; Brissett 6-22; Turbin 3-11; Mack 6(-3).

PASSING

CARDS: Palmer 19-36, 332 yds, 1 TD, 1 INT.

Colts: Brissett 20-37, 216 yds, 0 TD, 1 INT.

RECEIVING

CARDS: Nelson 5-120, TD; JaBrown 4-73; Ellington 3-12; Momah 1-46; Golden 1-29; Niklas 1-16; CWilliams 1-15.

Colts: Doyle 8-79; Hilton 4-45; Aiken 3-31; Moncrief 2-18;

BWilliams 1-20; Mack 1-11; Turbin 1-8.

INTERCEPTIONS

CARDS: Mathieu 1-15.

Colts: Hooker 1-32.



COWBOYS 28, CARDINALS 17

 SEPTEMBER 25, 2017
 UNIV. OF PHOENIX STADIUM - (65,102)


After opening the regular season with back-to-back road games, the Cards made their University of Phoenix Stadium debut with a nationally-televised Monday night tilt against the Cowboys. Arizona came out of the gates fast as Carson Palmer completed his first 11 passes and was 15-18 passing for 145 yards and a TD in a 1st half that the Cards dominated statistically. On the scoreboard, however, the teams were tied at 7 at intermission. Dallas would outscore AZ 21-10 in the 2nd half behind the playmaking of QB Dak Prescott and emerged with the victory that improved the Cowboys to 2-1 while dropping the Cards to 1-2. Overshadowed by the outcome was a magnificent outing from WR Larry Fitzgerald who had 13 catches for 149 yards and a TD.

The Cardinals took the game's opening possession 82 yards in 8 plays and Palmer capped the drive with a 25-yard scoring strike to WR Jaron Brown. Their next drive also went deep into Dallas territory but an apparent 10-yard TD pass to Brown was negated by penalty and the subsequent FG try of 36 yards by Phil Dawson was wide right. The AZ defense meanwhile forced 3 n-outs on the first 2 Cowboy drives but the field position would gradually shift in Dallas' favor. After taking over at the AZ22 with 2:21 left in the 1st half, Prescott ran it in from 10 yards out and flipped into the end zone to tie the game.

On its 2nd drive of the 3rd quarter, Dallas took over at the AZ46 and 4 plays later Prescott found Dez Bryant with a 15-yard TD pass. Later in that quarter a 37-yard Fitzgerald pass from Palmer took it to the DAL17 and 2 plays later the two connected on a 15-yard TD pass in the back right corner of the end zone to again tie the game. With just under 12 minutes remaining, Prescott kept a 2nd down play alive by scrambling to his right before lofting a pass to the end zone that WR Brice Butler hauled in for a 37-yard TD. Down 21-14, Palmer drove the Cards to the DAL19 thanks in large part to a 24-yard gain on an acrobatic Fitzgerald sideline grab. That ultimately led to a 37-yard Dawson FG that trimmed the deficit to 21-17 with 6:40 remaining. On the next play from scrimmage, Prescott hit Butler with a 53-yard completion to the AZ22 and 3 plays later RB Ezekiel Elliott ran it in from 8 yards out to make it 28-17.

The MNF contest ended a weekend of NFL action in which every game featured some sort of response to critical comments of the league by President Donald Trump. During the anthem, Cardinals players, coaches and ownership locked arms while standing shoulder to shoulder in the end zone in a show of unity while the Cowboys opted to take a collective knee before the anthem was played.

	1	2	3	4	OT	F
Cowboys	0	7	7	14	—	28
CARDINALS	7	0	7	3	—	17

Team	Qtr.	Time	Scoring Play	Drive	Score
CARDS	1	9:59	JaBrown 25-yard pass from Palmer (Dawson kick)	8-82, 5:01	0-7
Cowboys	2	1:11	Prescott 10-yard run (Bailey kick)	3-33, 1:10	7-7
Cowboys	3	8:31	Bryant 15-yard pass from Prescott (Bailey kick)	4-46, 1:58	14-7
CARDS	3	3:13	Fitzgerald 15-yard pass from Palmer (Dawson kick)	3-54, 1:32	14-14
Cowboys	4	11:52	Butler 37-yard pass from Prescott (Bailey kick)	5-50, 2:53	21-14
CARDS	4	6:35	Dawson 37-yard FG	16-56, 5:17	21-17
Cowboys	4	4:57	Elliott 8-yard run (Bailey kick)	4-75, 1:38	28-17

STATISTICS

	DAL	AZ
First Downs	15	22
3rd Down Eff. (Pct)	2-9 (22)	8-18 (44)
Total Plays	45	75
Avg. Gain	6.1	4.4
Rushes-Yards	26-99	21-49
Net Passing Yards	174	283
Total Net Yards	273	332
Passing (A-C-I)	18-13-0	48-29-0
Sacked by Opp.	1-9	6-42
Punts-Average	7-44.4	6-45.2
Fumbles-Lost	0-0	0-0
Penalties	9-76	6-50
Time of Possession	28:49	33:09

Weather: Indoors

RUSHING

Cowboys: Elliott 22-80, TD; Prescott 3-16, TD; Switzer 1-3.
CARDS: Ellington 5-22; Johnson 12-17; Palmer 3-7; Williams 1-3.

PASSING

Cowboys: Prescott 13-18, 183 yds, 2 TD, 0 INT.
CARDS: Palmer 29-48, 325 yds, 2 TD, 0 INT.

RECEIVING

Cowboys: Williams 3-47; Elliott 3-14; Butler 2-90, TD; Bryant 2-12, TD; Brown 1-13; Beasley 1-4; Witten 1-3.
CARDS: Fitzgerald 13-149, TD; Ellington 5-59; Gresham 5-47; Ja Brown 2-27, TD; Golden 1-21; Niklas 1-10; Williams 1-8; Johnson 1-4.

INTERCEPTIONS

Cowboys: None.
CARDS: None.



CARDINALS 18, 49ERS 15 (OT)

 OCTOBER 1, 2017
 UNIV. OF PHOENIX STADIUM - (64,121)


This week 4 showdown between the Niners & Cards was a classic NFC West battle. Neither team allowed a TD in regulation but there were plenty of field goals, an NFL-record tying 9 in all. The last of them was a 23-yarder by San Fran's Robbie Gould that capped the 49ers' OT-opening drive of 17 plays and 73 yards. In addition to putting the visitors up 15-12, it also consumed 7:36 of the 10-minute extra period leaving AZ with just over 2 minutes to answer.

But answer they did. After taking over at his own 25 with 2:24 remaining, Carson Palmer completed 4 straight passes for 50 yards to move it to the SF25. The last 2 went to WR Jaron Brown who finished with 8 catches for 105 yards, both career-highs. On the next play WR John Brown came down with a pass in the back right corner of the end zone but he was ruled out of bounds and after a replay review, referee Tony Corrente announced that the original call would stand. A holding penalty backed up the AZ offense but a defensive pass interference was followed by an 8-yard completion to RB Andre Ellington, taking the Cards to the SF19 with :38 left. On the next snap, Palmer tossed it to the right side of the end zone where Larry Fitzgerald leapt high, snatched the ball with both hands and landed in the end zone to the game-winning TD. It was Arizona's first lead of the day and secured the Cards' 5th straight win over San Fran.

While the OT-game-winner was the game's only TD, the Cards looked like they'd get one on the day's opening series. They reached the SF4 but LB Ray Armstrong caught a tipped ball in the end zone for an INT. After a 49-yard Gould FG late in the 1st gave the 49ers a 3-0 lead, Ellington caught a 12-yard pass at the corner of the end zone that was ruled a TD; however, after replay review Corrente surprisingly announced that the call was reversed. AZ instead had to settle for a game-tying FG from Phil Dawson, the first of 4 FGs he would have on the day. After another Gould FG put SF up 6-3, an INT by S Antoine Bethea set the Cards offense up at the SF30; that led to a Dawson 43-yarder that knotted it at 6 going into halftime.

The first three drives of the 3rd quarter resulted in FGs - two for Gould, and a 50-yarder for Dawson - and SF led 12-9 heading into the 4th. Midway through that final quarter, Dawson tied it with his 4th FG in as many tries. While each team would get two more possessions in regulation, neither could generate a scoring opportunity and the game went to OT where SF won the coin flip but the Cards ultimately won the game. It was Arizona's 2nd OT victory in 3 weeks and the franchise's 26th all-time, 2nd most in NFL history behind only Denver's 28.

	1	2	3	4	OT	F
49ers	3	3	6	0	3	15
CARDINALS	0	6	3	3	6	18

Team	Qtr.	Time	Scoring Play	Drive	Score
49ers	1	2:05	Gould 49-yard FG	10-45, 3:45	3-0
CARDS	2	13:07	Dawson 29-yard FG	9-63, 3:58	3-3
49ers	2	7:16	Gould 39-yard FG	12-64, 5:51	6-3
CARDS	2	1:24	Dawson 43-yard FG	4-5, 0:30	6-6
49ers	3	10:34	Gould 47-yard FG	9-46, 4:26	9-6
CARDS	3	6:50	Dawson 50-yard FG	7-43, 3:44	9-9
49ers	3	2:22	Gould 48-yard FG	11-45, 4:28	12-9
CARDS	4	7:41	Dawson 32-yard FG	11-50, 6:07	12-12
49ers	OT	2:24	Gould 23-yard FG	17-73, 7:36	15-12
CARDS	OT	0:32	Fitzgerald 19-yard pass from Palmer	7-75, 1:52	15-18

STATISTICS

	SF	AZ
First Downs	20	25
3rd Down Eff. (Pct)	5-19 (26)	5-15 (31)
Total Plays	79	79
Avg. Gain	3.9	4.7
Rushes-Yards	27-95	22-51
Net Passing Yards	210	317
Total Net Yards	305	368
Passing (A-C-I)	49-24-1	51-33-1
Sacked by Opp.	3-24	6-40
Punts-Average	7-50.1	6-48.8
Fumbles-Lost	1-0	0-0
Penalties	13-113	10-80
Time of Possession	33:13	36:15

Weather: Indoors

RUSHING

49ers: Hyde 16-68; Breida 9-16; Juszczyk 1-8; Hoyer 1-3.
CARDS: Johnson 13-32; Ellington 5-18; Palmer 2-1; Penny 1-1; Williams 1-(-1).

PASSING

49ers: Hoyer 24-49, 234 yds, 0 TD, 1 INT.
CARDS: Palmer 33-51, 357 yds, 1 TD, 1 INT.

RECEIVING

49ers: Taylor 5-47; Hyde 5-27; Garcon 4-36; Juszczyk 3-15; Kittle 2-35; Goodwin 1-18; Breida 1-4.
CARDS: Ellington 9-86; JaBrown 8-105; Fitzgerald 4-32, TD; JaBrown 3-47; Nelson 3-34; Johnson 3-31; Gresham 2-12; Williams 1-10.

INTERCEPTIONS

49ers: Armstrong 1-0.
CARDS: Bethea 1-16.



EAGLES 34, CARDINALS 7

OCTOBER 8, 2017
LINCOLN FINANCIAL FIELD – (69,596)



On a humid October afternoon in Philadelphia, the Eagles jumped out to a 21-0 lead after QB Carson Wentz threw TD passes on the team's first 3 offensive possessions. The Cardinals would get to within 14 points after a TD early in the 2nd quarter but never closer as Philly scored the game's final 13 points en route to a 34-7 victory. It dropped AZ to 2-3 on the season while the Eagles improved to 4-1.

Philly finished the game 9-14 on 3rd down and that efficiency was on display on the game's opening possession when they Eagles converted 3 times including a pair of 3rd- and 11's. Those conversions extended a drive that ultimately ended on Wentz's 15-yard TD pass to TE Trey Burton. Their next series started at the AZ15 thanks to a 76-yard Kerion Barnes punt return. Three plays later Wentz found another TE – this time Zach Ertz – with an 11-yard scoring strike. Late in the 1st, Philly faced a 3rd-and-6 from its own 41 when Wentz hit Torrey Smith crossing the deep middle and the WR took it the distance for a 59-yard TD. Arizona answered with its best drive of the day, a 10-play, 75-yard series that concluded with a 13-yard TD pass from Carson Palmer to John Brown. AZ stopped the Eagles on their next 3 drives forcing a pair of punts and ending the 3rd with an Antoine Bethea interception in the end zone with :40 left in the half. It was Bethea's 2nd INT in as many games for Arizona. After the takeaway, the Cards moved into position for a 51-yard Phil Dawson FG attempt that would've made it 21-10 but the try was blocked due in part by the fact that long-snapper Aaron Brewer was lost earlier in the game with a broken wrist.

The Eagles added a 36-yard Jake Elliott FG on the opening drive of the 2nd half that made it 24-7. On the 3rd play of their next series they faced a 3rd-and-19 at their own 28. AZ brought the house but Wentz beat the blitz with a deep pass that Nelson Agholor hauled in for a 72-yard TD that effectively provided the game's knockout blow. Elliott would add a 28-yard FG late to make it 34-7. Cards WR JJ Nelson was awarded a diving TD in the game's final minute but replay reversed it saying that he lost possession before crossing the goal line.

WR Larry Fitzgerald extended his streak of games with at least one reception to 200 and finished with 6 catches in all. The Cards again had to shuffle their offensive line due to injuries and started back-ups at both LT and LG against Philly's formidable front.

	1	2	3	4	OT	F
CARDINALS	0	7	0	0	—	7
Eagles	21	0	10	3	—	34

Team	Qtr.	Time	Scoring Play	Drive	Score
Eagles	1	8:19	Burton 15-yard pass from Wentz (Elliott kick)	10-54, 5:26	0-7
Eagles	1	3:52	Ertz 11-yard pass from Wentz (Elliott kick)	3-15, 1:30	0-14
Eagles	1	0:43	T.Smith 59-yard pass from Wentz (Elliott kick)	3-64, 1:33	0-21
CARDS	2	11:42	JoBrown 13-yard pass from Palmer (Dawson kick)	10-75, 4:01	7-21
Eagles	3	9:18	Elliott 36-yard FG	11-57, 5:42	7-24
Eagles	3	6:16	Agholor 72-yard pass from Wentz (Elliott kick)	3-63, 1:01	7-31
Eagles	4	2:00	Elliott 28-yard FG	13-58, 9:14	7-34

STATISTICS

	AZ	PHI
First Downs	16	19
3rd Down Eff. (Pct)	4-14 (29)	9-14 (64)
Total Plays	60	64
Avg. Gain	5.1	6.5
Rushes-Yards	14-31	33-122
Net Passing Yards	276	297
Total Net Yards	307	419
Passing (A-C-I)	44-28-0	30-21-1
Sacked by Opp.	2-15	1-7
Punts-Average	7-49.6	3-43.0
Fumbles-Lost	1-1	0-0
Penalties	7-61	5-60
Time of Possession	24:13	35:47

Weather: Partly cloudy & humid with intermittent rain, 77 degrees, 91% humidity, winds SSW 10 mph.

RUSHING

CARDS: CJohnson 9-21; Nelson 1-14; KWilliams 3-(-2); Ellington 1-(-2).

Eagles: Blount 14-74; Barner 5-23; Clement 7-17; Wentz 6-11; TSmith 1-(-3).

PASSING


CARDS: Palmer 28-44, 291 yds, 1 TD, 0 INT.
Eagles: Wentz 21-30, 304 yds, 4 TD, 1 INT.

RECEIVING

CARDS: Ellington 9-65; Fitzgerald 6-51; KWilliams 4-80; JaBrown 3-39; JoBrown 2-26, TD; Gresham 2-16; CJohnson 1-8; Penny 1-6.
Eagles: Ertz 6-61, TD; Agholor 4-93, TD; TSmith 3-70, TD; Jeffery 3-31; Burton 2-16, TD; Clement 1-22; Johnson 1-6; Celek 1-5.


INTERCEPTIONS

CARDS: Bethea 1-0.
Eagles: None.



CARDINALS 38, BUCCANEERS 33

OCTOBER 15, 2017
UNIV. OF PHOENIX STADIUM – (63,999)



The Cardinals evened their record at 3-3 with a home victory over the Buccaneers, who entered the game at 2-2. Arizona scored TDs on each of its first 3 offensive possessions and took a 24-0 halftime lead that grew to 31-0 early in the 3rd. The offensive explosion coincided with the arrival of RB Adrian Peterson, who AZ picked up in a trade with the Saints on Tuesday. In his Cards debut, the 32-year old All-Pro was sensational finishing with 134 rushing yards on 26 carries with 2 TDs. The ground success opened things up for the passing game where Carson Palmer completed his first 14 passes that included 3 TDs. His primary target was Larry Fitzgerald who had a game-high 10 catches for 138 yards a TD. As it turned out, the Cards would need every bit of that offensive production as the Bucs clawed back to make it a game with 33 second half points, including 27 in the 4th. They did so with back-up QB Ryan Fitzpatrick who took over in the 2nd quarter after starter Jameis Winston injured his shoulder on a hit from Chandler Jones. In the end, the Cards cushion was enough to weather the late barrage and emerge with an important 5-point victory.

Peterson's impact was evident from the start. AZ took the opening kickoff and moved 75 yards in 7 plays; 4 of them were Peterson runs that gained 54 yards including a 27-yard TD jaunt. The next Cards series also ended with 7, this time when Palmer finished the 7-play, 86-yard drive with a 14-yard scoring pass to TE Troy Niklas. After a TB 3-n-out, the lead grew to 21-0 when Palmer's 11-yard TD to Fitzgerald capped a 75-yard scoring drive. With 5:31 to go in the 2nd, Phil Dawson's 28-yard FG made it 24-0 and Winston had been knocked from the game. In his 1st series of action, Fitzpatrick led the Bucs to the AZ5 but the Cards turned them away on both 3rd and 4th downs to secure the 1st half shut out.

On the 2nd play of the 3rd quarter, 5 Antoine Bethea notched his 3rd INT in as many games and returned the pick 21 yards to the TB 33. Four plays later, Palmer hit WR John Brown with a 17-yard TD pass that made it 31-0. Midway thru the 3rd, Fitzpatrick and DeSean Jackson connected on a 4-yard TD to begin a string of 20 unanswered points for the Bucs. A 10-yard TD catch by TE Cameron Brate was followed 36 later by a defensive score. LB Lavonte David scooped up a Fitzgerald fumble and his 21-yard return made it 31-21 with about 13 minutes left. AZ's next possession ended on an Andy Lee punt that rookie Budda Baker downed at the 1. On the next play, Cards CB Tramont Williams came up with a huge INT when he wrestled a pass from WR Mike Evans, giving the ball back to the offense at the TB1. On the next snap, Peterson punched it in from there and the Cards led 38-20 with 7:17 left. But the Bucs would get 2 more TDs in that span – a 1-yard Doug Martin run and a 37-yard Evans TD catch – to make it a 5-point game with :202 remaining. However, when Fitzgerald recovered the on-side kick attempt, the Cards were able to salt the time away with 3 kneeldowns.

	1	2	3	4	OT	F
Buccaneers	0	0	6	27	—	33
CARDINALS	14	10	7	7	—	38

Team	Qtr.	Time	Scoring Play	Drive	Score
CARDS	1	11:52	APeterson 27-yard run (Dawson kick)	6-75, 3:08	0-7
CARDS	1	5:24	Niklas 14-yard pass from Palmer (Dawson kick)	7-86, 3:38	0-14
CARDS	2	12:04	Fitzgerald 11-yard pass from Palmer (Dawson kick)	7-95, 4:04	0-21
CARDS	2	5:31	Dawson 28-yard FG	10-60, 6:02	0-24
CARDS	3	11:58	JoBrown 17-yard pass from Palmer (Dawson kick)	4-33, 2:11	0-31
Bucs	3	8:27	DJackson 4-yard pass from Fitzpatrick (run failed)	8-75, 3:31	6-31
Bucs	4	13:32	Brate 10-yard pass from Fitzpatrick (pass failed)	6-63, 2:50	12-31
Bucs	4	12:56	David 21-yard fumble return TD (Martin run)	--	20-31
CARDS	4	7:17	APeterson 1-yard run (Dawson kick)	1-1; 0:05	20-38
Bucs	4	3:02	Martin 1-yard run (pass failed)	11-70, 4:15	26-38
Bucs	4	2:02	Evans 37-yard pass from Fitzpatrick (Murray kick)	3-65, 0:32	33-38

STATISTICS

	TB	AZ
First Downs	21	23
3rd Down Eff. (Pct)	7-14 (50)	4-9 (44)
Total Plays	64	59
Avg. Gain	6.5	7.3
Rushes-Yards	21-68	35-160
Net Passing Yards	346	272
Total Net Yards	414	432
Passing (A-C-I)	42-27-2	22-18-1
Sacked by Opp.	1-5	2-11
Punts-Average	4-38.5	2-46.5
Fumbles-Lost	0-0	3-1
Penalties	9-49	7-61
Time of Possession	27:37	32:23

Weather: Indoors

RUSHING

Bucs: Martin 14-53, TD; Fitzpatrick 10-20; Reedy 1-4; Rodgers 3-1.
CARDS: APeterson 26-134, 2 TD; Nelson 1-16; KWilliams 3-14; Palmer 5-(-4).

PASSING

Bucs: Fitzpatrick 22-32, 290, 3 TD, 2 INT; Winston 5-10, 61 yds, 0 TD, 0 INT.
CARDS: Palmer 18-22, 283 yds, 3 TD, 1 INT.

RECEIVING

Bucs: Grimes 6-76, TD; Humphries 6-51; Sims 4-45; Evans 3-95, TD; DJackson 3-38, TD; Howard 1-15; Martin 1-11; Godwin 1-9; Rodgers 1-6; Stocker 1-5.
CARDS: Fitzgerald 10-138, TD; JoBrown 3-63, TD; Gresham 2-32; Niklas 2-20, TD; JaBrown 1-30.

INTERCEPTIONS

Bucs: Grimes 1-39.
Cards: Bethea 1-21; TWilliams 1-0.



RAMS 33, CARDINALS 0

OCTOBER 22, 2017
TWICKENHAM STADIUM (LONDON) – (73,736)

The 3-3 Cardinals traveled to London to take on the 4-2 Rams in a key divisional showdown at Twickenham Stadium. After a promising game-opening drive, Arizona would be outplayed by LA in all three phases of the game the rest of the way. In addition to suffering a 33-0 defeat, the Cards lost QB Carson Palmer late in the 1st half with a fractured left forearm that would require surgery and land him on IR. The most damage was done in the 2nd quarter when the Rams scored 20 points in all and 17 in the final 5:25. LA enjoyed a near two-to-one advantage in time of possession and outgained AZ 425-193 in total offensive yards. The Cards were hampered by 10 penalties, including 5 neutral zone infractions on defense and allowed the Rams to convert 13 of their 19 third down attempts (68%).

On the game's opening drive, Palmer completed 4 of 5 passes for 62 yards and moved AZ to the LA14 but Phil Dawson's 32-yard try from there was wide left. The Rams then moved 73 yards to the AZ5 where Greg Zuerlein's 23-yard FG made it 3-0. Zuerlein doubled the LA lead early in the 2nd with a 33-yarder that capped an 8-play, 51-yard drive. With 5:48 remaining before halftime and trailing 6-0, the Cards took over at their own 18 when disaster struck. On the drive's first play, LB Alec Ogletree hit Palmer while he was returning; it caused the ball to flutter and led to a Lamarquez Joyner INT that he returned 29 yards to the AZ18. The play would be Palmer's last as he exited with a fractured left forearm suffered on the play and Drew Stanton came on at QB the rest of the way. On the next snap after the turnover, Todd Gurley ran for an 18-yard TD that made it 13-0. With 1:22 to go before halftime, the Rams were again threatening at the AZ32 when Goff's pass was nearly INT'd by S Antoine Bethea but he could not hold on. Instead, the LA drive continued and ultimately ended when Goff ran it in himself from 9 yards out to put the Rams up 20-0 with :41 remaining before intermission. On the next play from scrimmage, Stanton was picked off by LB Mark Barron and that led to a 53-yard Zuerlein FG as the half expired.

Zuerlein would add a 34-yarder on the opening drive of the 3rd quarter to make it 26-0. The next Rams drive reached the AZ21 but Cards SLB Deone Bucannon ended it with an INT off Goff that he returned 39 yards to the LA47. The Cards could not capitalize on their last best chance for points and only a late Goff pass to WR Cooper Kupp remained to provide the game's final margin.

Larry Fitzgerald extended his streak of games with at least one reception to 202 and Twickenham Stadium became the 40th different NFL venue at which he recorded a regular season catch. RB Adrian Peterson made his 2nd appearance as a Cardinal and his 2nd appearance of the month in the UK; prior to being traded to AZ, he played at Wembley Stadium with the Saints on October 1 and became the 1st in NFL history to play 2 London games in the same season.

	1	2	3	4	OT	F
CARDINALS	0	0	0	0	—	0
Rams	3	20	3	7	—	33

Team	Qtr.	Time	Scoring Play	Drive	Score
Rams	1	4:14	Zuerlein 23-yard FG	14-73, 5:50	0-3
Rams	2	11:13	Zuerlein 33-yard FG	8-51, 3:38	0-6
Rams	2	5:25	Gurley 18-yard run (Zuerlein kick)	1-18, 0:10	0-13
Rams	2	0:41	Goff 9-yard run (Zuerlein kick)	8-88, 1:23	0-20
Rams	2	0:00	Zuerlein 53-yard FG	4-(7-), 0:33	0-23
Rams	3	10:53	Zuerlein 34-yard FG	10-63, 4:07	0-26
Rams	4	3:46	Cupp 18-yard pass from Goff (Zuerlein kick)	16-80, 10:10	0-33

STATISTICS

	AZ	LA
First Downs	10	28
3rd Down Eff. (Pct)	3-12 (25)	13-19 (68)
Total Plays	47	78
Avg. Gain	4.1	5.4
Rushes-Yards	12-25	40-197
Net Passing Yards	168	228
Total Net Yards	193	425
Passing (A-C-I)	32-15-2	37-22-1
Sacked by Opp.	3-16	1-7
Punts-Average	6-43.8	2-59.5
Fumbles-Lost	1-0	0-0
Penalties	10-65	6-45
Time of Possession	20:59	39:01

Weather: Cloudy, 54 degrees, Humidity 72%, Winds W 10 mph

RUSHING

CARDS: APeterson 11-21; Stanton 1-4.

RAMS: Gurley 22-106, TD; MBrown 11-48; Austin 3-27; Goff 2-13, TD; Woods 1-4; Mannion 1(-1).

PASSING

CARDS: Palmer 10-18, 122 yds, 0 TD, 1 INT; Stanton 5-14, 62 yds, 0 TD, 1 INT.

RAMS: Goff 22-37, 235 yds, 1 TD, 1 INT.

RECEIVING

CARDS: Fitzgerald 3-29; Golden 3-20; JaBrown 2-37; Nelson 2-35; KWilliams 2-27; Gresham 1-18; APeterson 1-2; JoBrown 1-6.

RAMS: Woods 5-59; Kupp 4-51, TD; Gurley 4-48; Watkins 3-42; Higbee 3-13; Austin 2-15; MBrown 1-7.

INTERCEPTIONS

CARDS: Bucannon 1-39.

RAMS: Joyner 1-29; Barron 1-10.



CARDINALS 20, 49ERS 10

NOVEMBER 5, 2017
LEVI'S STADIUM – (70,133)

The Cardinals evened their record at 4-4 and posted their 6th straight win over the Niners thanks to a 10-point road victory. RB Adrian Peterson shouldered much of the load in his 3rd game with the team, gaining 159 yards on a career-high 37 rushing attempts. The carry total was a franchise record and most ever by an NFL player in his 30s. Starting for the 1st time in over a year in place of Carson Palmer, who fractured his arm in the previous game against the Rams in London, QB Drew Stanton turned in a solid and efficient performance. He threw a pair of 1st half TDs and was not sacked once. His San Fran counterpart C.J. Beathard was not as fortunate as the Arizona D recorded 5 sacks and another 16 QB hits.

On the game's 1st play from scrimmage Stanton connected with WR John Brown on a 52-yard pass play down the right sideline that took it to the SF28. However, the Cards came away pointless after Phil Dawson's 38-yard FG try hit the right upright. The 49ers offense then advanced to midfield but a completion to FB Kyle Juszczyk was ripped away by S Tyrann Mathieu. CB Patrick Peterson scooped up the loose ball - Arizona's 1st fumble recovery of the season - and returned it 47 yards to the SF 6. Three plays later, Stanton kept a 3rd down play alive by scrambling to his right and then found WR Jaron Brown in the end zone to give AZ a 7-0 lead. It remained that way until late in the 1st quarter when San Fran WR Marquise Goodwin hauled in a 55-yard deep ball from Beathard to put the Niners at the AZ27. That gain set-up a 42-yard Robbie Gould FG on the 1st play of the 2nd quarter that made it 7-3. On the ensuing series, AZ moved 75 yards in 7 plays and went up 14-3 when Stanton hit TE Jermaine Gresham on an 11-yard TD pass. On that drive, Peterson ran 4 times for 37 yards and Stanton was 3-3 for 38 yards including the TD. Later in the 2nd quarter, the Cards were in position to add to their lead after marching to the SF14 but Stanton's pass to Gresham in the end zone was intercepted by 49ers S Eric Reid to halt the threat.

San Fran opened the 2nd half by moving 75 yards in 13 plays and cutting the lead to 14-10 when Beathard scored on a 1-yard TD run. The 49ers would not score again. The AZ defense sent them 3-n-out on their next 2 possessions while adding a pair of Dawson FGs (25 & 32 yards) via lengthy drives that combined to chew 13:26 off the 2nd half clock. San Fran threatened late when they reached the AZ9 with 2:35 remaining. However, LB Karlos Dansby gathered in a deflected Beathard pass for his 20th career INT. In doing so, Dansby became just the 5th player in NFL history with 20+ INTs and 40+ sacks. Other Cardinals eclipsed milestones as well. Larry Fitzgerald's 70 receiving yards on 5 catches allowed him to pass Tim Brown and move into 6th on the NFL's all-time receiving yardage list. Peterson moved ahead of both Thurman Thomas and Franco Harris into 14th place on the league's all-time rushing yardage list; he also eclipsed 12,000 career rushing yards, reaching that plateau in the 4th fewest number of games (130) in NFL history. Stanton won his 4th straight start and improved his record to 7-3 as a starter with the Cards. Chandler Jones recorded his 9th sack of the year, matching the most-ever by a Cardinal thru 8 games (Simeon Rice, 1999).

	1	2	3	4	OT	F
CARDINALS	7	7	0	6	—	20
49ers	0	3	7	0	—	10

Team	Qtr.	Time	Scoring Play	Drive	Score
CARDS	1	10:15	JaBrown 3-yard pass from Stanton (Dawson kick)	3-6, 1:23	7-0
49ers	2	14:55	Gould 42-yard FG	6-58, 1:43	7-3
CARDS	2	11:04	Gresham 11-yard pass from Stanton (Dawson kick)	7-75, 3:51	14-3
49ers	3	9:43	Beathard 1-yard run (Gould kick)	13-75, 5:17	14-10
CARDS	4	13:31	Dawson 25-yard FG	12-65, 6:24	17-10
CARDS	4	5:33	Dawson 32-yard FG	11-39, 7:03	20-10

STATISTICS

	AZ	SF
First Downs	20	17
3rd Down Eff. (Pct)	7-16 (44)	6-17 (35)
Total Plays	73	73
Avg. Gain	5.0	4.5
Rushes-Yards	43-167	17-63
Net Passing Yards	201	266
Total Net Yards	368	329
Passing (A-C-I)	30-15-1	51-24-1
Sacked by Opp.	0-0	5-28
Punts-Average	6-45.0	8-44.0
Fumbles-Lost	1-1	1-1
Penalties	2-25	8-53
Time of Possession	36:22	23:38

Weather: Sunny & clear, 61 degrees, Humidity 48%, Winds NW 8 mph

RUSHING

CARDS: APeterson 37-159; KWilliams 2-6; Stanton 4-2.

49ERS: Hyde 12-41; Beathard 3-16, TD; Juszczyk 1-5; Breida 1-1.

PASSING

CARDS: Stanton 15-30, 201 yds, 2 TD, 1 INT.

49ERS: Beathard 24-51, 294 yds, 0 TD, 1 INT.

RECEIVING

CARDS: Fitzgerald 5-70; Gresham 2-23, TD; Ellington 2-14; Peterson 2-8; JoBrown 1-52; Niklas 1-6; Nelson 1-15; JaBrown 1-3, TD.

49ERS: Hyde 9-84; Kittle 3-27; Goodwin 2-68; Bourn 2-39; Taylor 2-22; Robinson 2-18; Breida 2-18; Celek 1-13; Juszczyk 1-5.

INTERCEPTIONS

CARDS: Dansby 1-4.

49ERS: Reid 1-0.



SEAHAWKS 22, CARDINALS 16
 NOVEMBER 9, 2017
 UNIV. OF PHOENIX STADIUM • (64,639)



On a Thursday night in AZ, the Cards fell to 4-5 after suffering a 6-point divisional defeat at the hands of the Seahawks. Said head coach Bruce Ariens afterwards, "We knew this would come down to a game of big plays and we didn't make enough. Obviously Russell (Wilson) made a great one...and that was probably the deciding factor in the game." The Cards had chances throughout the contest but were hurt by dropped passes and other missed opportunities. And the big play from the Seattle signal-caller that Ariens alluded to came early in the 4th with Seattle leading 15-10. On 2nd-21 from his own 44, Wilson couldn't find an open receiver but brought time by scrambling and circling in the backfield to elude the AZ defenders. He ultimately tossed it toward the left sideline where WR Doug Baldwin came down with it and took it 54 yards to the A22. On the next snap, Jimmy Graham caught his 2nd TD pass of the night that made in 22-10 with 12:49 left and seriously wound Arizona's chances. The Cards would score in the final minute to close the gap but their fate was sealed when Seattle recovered the ensuing on-side kick.

The game started promisingly for AZ when a Seahawks 3-run-out and punt set the Cards offense up at the SEA48 for their first offensive snap. On it, however, RB Adrian Peterson fumbled and Seattle took over. It was the start of a stifling evening of run defense that saw the Seahawks hold Peterson to 29 yards on 21 carries. Late in the 1st, Seattle went up 7-0 when Wilson and Graham capped a 51-yard drive with a 6-yard TD connection. QB Drew Stanton, who made his 2nd straight start in place of injured Carson Palmer, then led AZ on a 9-play, 75-yard game-tying TD drive aided by 4 Seattle penalties that resulted in 1st downs. The score came on a 14-yard TD pass to TE Jermaine Gresham. The next Cards offensive series started at their own 2 following a punt and penalty; on the 1st play, Peterson was tackled in the end zone for a safety that made it 9-7. After Seattle made it 12-7 on a Blair Walsh FG with 1:52 to go in the 1st half, AZ advanced into Seahawks territory. It ended however when the Cards went for it on 4th-n-9 from the SEA38 but didn't pick it up. On the next play, WR Paul Richardson hauled in a 43-yard pass at the AZ19 and that led to another Walsh FG, this one a 43-yarder that made it 15-7 at intermission.

The only points of the 3rd quarter came on its 1st drive. Phil Dawson's 43-yard FG capped an 11-play, 51-yard drive that pulled AZ to within 5. But the aforementioned Seattle TD early in the 4th pushed it back up to 12 with 12:49 remaining. With 4:20 to go, the Cards were at the SEA15 and faced a 4th-n-8 but couldn't pick it up. They'd get the ball back and added a TD with 2:20 remaining on a 1-yard Andre Ellington TD but would get no closer. Individually, Larry Fitzgerald led all receivers with 10 catches for 113 yards and eclipsed 15,000 career receiving yards. LB Chandler Jones recorded his 10th sack of the year, giving him double-digits for the 2nd straight year. But the game was costly for both sides. AZ lost a pair of starters - LT DJ Humphries and S Tyron Branch - to knee injuries and back-up TE Ifeanyi Momah to a broken ankle. Seattle also saw a number of players injured, most notably CB Richard Sherman (Achilles).

	1	2	3	4	OT	F
Seahawks	7	8	0	7	—	22
CARDINALS	0	7	3	6	—	16

Team	Qtr.	Time	Scoring Play	Drive	Score
Seahawks	1	5:07	Graham 6-yard pass from Wilson (Walsh kick)	9-51, 4:00	7-0
CARDS	2	14:53	Gresham 14-yard pass from Stanton (Dawson kick)	9-75, 5:14	7-7
Seahawks	2	10:53	Peterson tackled in end zone for a safety	--	9-7
Seahawks	2	1:52	Walsh 33-yard FG	11-76, 5:45	12-7
Seahawks	2	0:02	Walsh 43-yard FG	5-37, 0:44	15-7
CARDS	3	8:32	Dawson 43-yard FG	11-51, 6:28	15-10
Seahawks	4	12:49	Graham 2-yard pass from Wilson (Walsh kick)	7-80, 3:54	22-10
CARDS	4	0:20	Ellington 1-yard run (kick blocked)	11-61, 2:08	22-16

STATISTICS

	SEA	AZ
First Downs	14	24
3rd Down Eff. (Pct)	3-13 (23)	6-15 (40)
Total Plays	60	73
Avg. Gain	4.8	4.0
Rushes-Yards	23-75	24-34
Net Passing Yards	212	256
Total Net Yards	287	290
Passing (A-C-I)	32-22-0	47-24-0
Sacked by Opp.	5-26	2-17
Punts-Average	8-49.8	5-46.0
Fumbles-Lost	1-0	1-1
Penalties	12-108	9-68
Time of Possession	30:53	29:07

Weather: Clear, 79 degrees, Humidity 32%, Winds 0 mph

RUSHING

Seahawks: Rawls 10-27; McKissic 5-26; Wilson 5-19; Prossie 3-3.
Cardinals: Peterson 21-29; Ellington 2-4; TD; Stanton 1-1.

PASSING

Seahawks: Wilson 22-32, 238 yds, 2 TD, 0 INT.
Cardinals: Stanton 24-47, 273 yds, 1 TD, 0 INT.

RECEIVING

Seahawks: Graham 6-27, 2 TD; Baldwin 5-95; McKissic 4-20; Vannett 2-22; Rawls 2-12; Richardson 1-43; Lockett 1-16; Darboh 1-3.
Cardinals: Fitzgerald 10-113; Gresham 5-64, TD; Ellington 3-26; JoBrown 2-27; JaBrown 2-13; Nelson 1-17; Peterson 1-13.

INTERCEPTIONS

Seahawks: None.
Cardinals: None.



TEXANS 31, CARDINALS 21
 NOVEMBER 19, 2017
 NRG STADIUM • (71,680)



In week 11 at Houston, the Cards led 21-17 after three quarters but surrendered a pair of 4th quarter TD runs to fall 31-21. A key sequence came on consecutive plays in the fourth quarter. Trailing by 3 with 6:30 to play, the Cardinals went for it on 4th-n-1 from their own 35 but were stopped short and on the next snap, Houston ran for a TD that made it a 10-point game. The outcome left each team with a 4-6 record with 6 games to play. Arizona started its 3rd different QB of the season as Blaine Gabbert saw his 1st action in a Cardinals uniform. He was a solid 22-34 for 257 yards and a career-high 3 TDs. Two of those scores came on TD passes to rookie TE Ricky Seals-Jones, an undrafted free agent who entered the game with zero career catches. Gabbert's other TD was to WR Larry Fitzgerald who led all receivers with 9 catches for 91 yards. He also moved past Tony Gonzalez into 5th place on the NFL's all-time receiving yardage list. Rookie safety Budda Baker made his 1st career start in place of Tyron Branch who was lost for the season the week before. The 2nd round draft pick was outstanding, collecting 12 tackles, a sack, two forced fumbles and a fumble recovery.

The game began with a scoreless opening quarter but the teams combined for 24 in the 2nd. Houston struck first when Tom Savage's 7-yard TD pass to RB Lamar Miller made it 7-0. Midway through the quarter, Baker delivered one of his several big plays on the afternoon. Coming on a blitz, he knocked the ball from Savage and recovered it himself at the HOU17. Two plays later, Fitzgerald hauled in a 20-yard pass from Gabbert to tie the game at 7. Five minutes later, the AZ defense set up another score. CB Patrick Peterson snatched a tipped pass along the sideline for his 21st career INT and returned it 22 yards to the HOU16. Two plays later, Gabbert threw an 11-yard dart to Seals-Jones that made it 14-7 with 4:41 left in the 1st half. That was enough time for the Houston offense to move into position for a 34-yard Ka'imi Fairbairn FG just before intermission that trimmed the AZ lead to 14-10 going into the halftime locker room.

The Texans got the ball first to open the 2nd half and moved 74 yards in 7 plays, taking the lead on a 28-yard Savage pass to WR DeAndre Hopkins. With 4:41 remaining in the 3rd, Seals-Jones put the Cards back on top when he caught a pass between two defenders and continued on for a 28-yard TD. The Texans answered with another long drive, this one a 12-play, 75-yard effort that ended on a 3-yard scoring run from rookie RB D'Onta Foreman. That TD put Houston up 24-21 with 13:13 left. It remained that way until the Cards faced that pivotal 4th-n-1 decision from their own 35. Adrian Peterson was stopped on a run short of the first down marker. On the next play from scrimmage, Foreman raced 34 yards for a back-breaking TD that put Houston up 10 with 6:19 to play. The next two AZ drives ended on interceptions to end any Arizona comeback hopes.

	1	2	3	4	OT	F
CARDINALS	0	14	7	0	—	21
Texans	0	10	7	14	—	31

Team	Qtr.	Time	Scoring Play	Drive	Score
Texans	2	14:12	L.Miller 7-yard pass from Savage (Fairbairn kick)	12-89, 6:58	0-7
CARDS	2	7:20	Fitzgerald 20-yard pass from Gabbert (Dawson kick)	2-17, 0:47	7-7
CARDS	2	1:53	Seals-Jones 11-yard pass from Gabbert (Dawson kick)	2-15, 0:29	14-7
Texans	2	0:05	Fairbairn 34-yard FG	8-59, 1:48	14-10
Texans	3	11:02	Hopkins 28-yard pass from Savage (Fairbairn kick)	7-74, 3:58	14-17
CARDS	3	4:41	Seals-Jones 28-yard pass from Gabbert (Dawson kick)	7-51, 3:45	21-17
Texans	4	13:13	Foreman 3-yard run (Fairbairn kick)	12-75, 6:28	21-24
Texans	4	6:19	Foreman 34-yard run (Fairbairn kick)	1-34, 0:07	21-31

STATISTICS

	AZ	HOU
First Downs	17	22
3rd Down Eff. (Pct)	3-10 (30)	8-15 (53)
Total Plays	54	67
Avg. Gain	5.4	5.3
Rushes-Yards	18-48	34-134
Net Passing Yards	244	223
Total Net Yards	292	357
Passing (A-C-I)	34-22-2	32-22-1
Sacked by Opp.	2-13	1-7
Punts-Average	6-46.5	6-46.8
Fumbles-Lost	1-0	4-1
Penalties	10-90	6-42
Time of Possession	26:14	33:462

Weather: Indoors

RUSHING

CARDS: APeterson 14-26; Gabbert 3-13; KWilliams 1-9.
Texans: Foreman 10-65, 2 TD; LMiller 22-61; Ellington 1-5; Savage 1-3.

PASSING

CARDS: Gabbert 22-34, 257 yds, 3 TD, 2 INT.
Texans: Savage 22-32, 230 yds, 2 TD, 1 INT.

RECEIVING

CARDS: Fitzgerald 9-91, TD; Seals-Jones 3-54, 2 TD; JoBrown 3-18; Foster 2-26; JaBrown 1-22; Nelson 1-14; APeterson 1-13; Gresham 1-10; KWilliams 1-9.
Texans: Ellington 6-63; Hopkins 4-76, TD; LMiller 4-22, TD; Foreman 3-15; Fiedorowicz 2-18; BMiller 2-14; Anderson 1-22.

INTERCEPTIONS

CARDS: PPeterson 1-22.
Texans: Hal 1-7; Pleasant 1-0.



CARDINALS 27, JAGUARS 24

 NOVEMBER 26, 2017
 UNIV. OF PHOENIX STADIUM - (63,891)


Phil Dawson made the longest FG of his 19-year career - a 57-yarder with :01 remaining - and QB Blaine Gabbert threw two TD passes against the team that drafted him 10th overall in 2011, lifting Arizona to a 3-point victory over AFC South-leading Jacksonville. Riding a 4-game win streak, the Jags came to AZ with a 7-3 record and a defense that ranked #1 in the NFL in many key categories, including fewest points (14.1), total yards (275.6) and passing yards (162.0) per game. The Gabbert-led Cardinals offense would score 27 while gaining 344 total net yards & 236 passing, led by Chandler Jones' 2.0 sacks and 5 tackles for losses, the Arizona defense held the Jags #1 ranked run game almost 70 yards beneath its season average of 160.6. The home victory improved the Cards' season record to 5-6.

Arizona jumped out to a 13-0 first-half lead thanks to a pair of Dawson FGs and a 29-yard Gabbert TD pass to Ricky Seals-Jones, the 3rd in 2 games for the undrafted rookie TE. Twice in the 1st half, the Cards needed replay reversals to correct key calls from Clete Blakeman's crew. A down-by-contact ruling on a Chris Ivory fumble was reversed to a fumble following an AZ challenge and a Kerynn Williams turnover was changed to a non-fumble after another replay review. Just before halftime, the Jags got on the board with a 43-yard Josh Lambo FG that made it 13-3.

Dawson's 3rd FG of the game, a 48-yarder on the opening drive of the 3rd made it 16-3. Jags QB Blake Bortles then led a 7-play, 75-yard drive that he ended with a 1-yard TD run on 4th-n-goal to make it 16-10 Arizona. That score remained until early in the 4th. On 3rd-n-10 from the AZ15, Bortles was sacked from behind by DE Yannick Ngakoue forcing a fumble that former Cardinal Calais Campbell returned 10 yards for a go-ahead score. The Cards responded with a 52-yard TD pass to WR Jaron Brown, on which Gabbert stepped up in the pocket to avoid Campbell before throwing the ball some 45 yards in the air. That play along with a Larry Fitzgerald completion on the 2-point try put AZ up 24-17. But Corey Grant returned the ensuing kickoff 68 yards to the AZ38 and 4 plays later Bortles scored on a 17-yard run to tie the game midway thru the 4th. With 3:38 to play, S Barry Church intercepted Gabbert setting the Jags up at their own 42. A minute later, Jacksonville was at the AZ38 facing a 3rd-n-8 when S Tyrann Mathieu picked off a Bortles pass attempt to give AZ possession at its own 41 with 2:42 remaining. Facing a 4th-n-1 at midfield, the Cards punted and Andy Lee pinned the Jags at their own 10 with 1:14 to go. A 2nd down pass break-up by Mathieu was key to a Jax 3-yn-out after which the Cards took over at their own 39 with 1:16 left and no timeouts. A 10-yard completion to RB Kerynn Williams was followed by a brilliant, toe-tapping sideline catch by RB D.J. Foster. The crucial 12-yard gain moved it to the Jax39 to set-up Dawson's 57-yarder that had plenty of room to spare.

	1	2	3	4	OT	F
Jaguars	0	3	7	14	—	24
CARDINALS	3	10	3	11	—	27

Team	Qtr.	Time	Scoring Play	Drive	Score
CARDS	1	8:22	Dawson 34-yard FG	9-51, 4:51	0-3
CARDS	2	9:00	Dawson 42-yard FG	5-36, 2:08	0-6
CARDS	2	4:44	Seals-Jones 29-yard pass from Gabbert (Dawson kick)	4-41, 2:07	0-13
Jaguars	2	0:15	Lambo 43-yard FG	8-31, 1:45	3-13
CARDS	3	11:29	Dawson 48-yard FG	8-45, 3:31	3-16
Jaguars	3	7:33	Bortles 1-yard run (Lambo kick)	7-75, 3:56	10-16
Jaguars	4	12:10	Campbell 10-yard fumble return (Lambo kick)	--	17-16
CARDS	4	9:07	JaBrown 52-yard pass from Gabbert (Gabbert-Fitzgerald pass)	6-75, 3:03	17-24
Jaguars	4	7:26	Bortles 17-yard run (Lambo kick)	4-38, 1:41	24-24
CARDS	4	0:01	Dawson 57-yard FG	3-22, 0:15	24-27

STATISTICS

	Jax	AZ
First Downs	19	20
3rd Down Eff. (Pct)	1-12 (8)	7-17 (41)
Total Plays	58	70
Avg. Gain	3.8	4.9
Rushes-Yards	22-91	31-108
Net Passing Yards	128	236
Total Net Yards	219	344
Passing (A-C-I)	33-19-1	38-22-1
Sacked by Opp.	3-32	1-15
Punts-Average	8-49.5	6-45.7
Fumbles-Lost	3-2	2-1
Penalties	5-45	10-98
Time of Possession	25:21	34:39

Weather: Indoors

RUSHING

Jaguars: Bortles 6-62, 2 TD; Fournette 12-25; Yeldon 3-10; Ivory 1-(-6).
 CARDS: APetersen 20-79; Gabbert 17-67; KWilliams 3-8; Foster 1-4; Williams 1-0.

PASSING

Jaguars: Bortles 19-33, 160 yds, 0 TD, 1 INT.
 CARDS: Gabbert 22-38, 241 yds, 2 TD, 1 INT.

RECEIVING

Jaguars: Westbrook 6-41; Yeldon 5-42; Fournette 3-17; Cole 2-30; Lee 1-13; Lewis 1-10; O'Shaughnessy 1-7.
 CARDS: Seals-Jones 4-72, TD; APetersen 4-20; Foster 3-18; Fitzgerald 3-12; Niklas 2-22; Gresham 2-13; JaBrown 1-52, TD; Nelson 1-14; KWilliams 1-10; Williams 1-8.

INTERCEPTIONS

Jaguars: Church 1-0.
 CARDS: Mathieu 1-1.



RAMS 32, CARDINALS 16

 DECEMBER 3, 2017
 UNIV. OF PHOENIX STADIUM - (63,986)


Arizona endured a rough start that saw the visiting Rams jump out to a 16-0 opening quarter lead but came back to narrow it to 19-13 by halftime. However, LA outscored the Cards 13-3 in the 2nd half and emerged with a 32-16 victory that improved the Rams to 9-3 and dropped AZ to 5-7. Offensively, RB Todd Gurley led the way for LA with 168 yards from scrimmage (74 rushing and 84 receiving) while the defense recorded 6 sacks and 2 INTs, both of which led to TDs. Arizona's offense was most notably injured RB Adrian Peterson (neck) but in his place Kerynn Williams ran 16 times for 97 yards despite entering the game with cracked ribs. Larry Fitzgerald again led the way with 10 catches for 98 yards and a TD while also eclipsing a number of career milestones; most notably he moved past Isaac Bruce into 4th place in career receiving yards and recorded his 12,000th career catch, doing so in the fewest games in NFL history (214).

The Rams struck first with a 56-yard Greg Zuerlein FG on the game's opening drive. On the next play from scrimmage, Blaine Gabbert's deep throw to JJ Nelson was picked off by S Lamarus Joyner who returned it 46 yards to the AZ23. The Rams advanced to the 1 in 6 plays and on 4th-n-goal from there, Jared Goff hit TE Gerald Everett on a slant for a 9-0 lead after the PAT failed. Cards LB Kareem Martin gave AZ a spark when he halted the next LA drive with an INT to set the offense up at its own 40. Three plays later though, LB Alec Ogletree stepped in front of the Rams' 3rd-n-9 pass and returned the INT 41 yards for a score that made it 16-0 late in the 1st. Early in the 2nd Kerynn Williams brought the AZ offense to life; his 5 runs for 47 yards moved the Cards downfield and set up a 1-yard TD run by fellow RB Elijah Penny. After a 3-n-out from LA, the Cards took over at their own 30 with 5:33 remaining in the 1st half. A 25-yard Williams run took it to the LA45 and 26-yard completion to Nelson moved it to the 16. One play later, Gabbert hit Fitzgerald with a 15-yard TD. After the PAT was blocked, the Rams lead was just 16-13 with 3:35 left. However a combination of Gurley runs and catches gained 75 to tie up a FG as the half expired.

The only points of the 3rd quarter came when LA's special teams units gave the Rams possession at the AZ30 and 6 plays later, Sammy Watkins scored on an 11-yard pass from Goff to make it 26-13 thru 3. Early in the 4th, Phil Dawson's 54-yard FG made it a 10-point game. With 11 minutes to go, AZ had a chance to cut it to 7 on its next possession but Dawson's 45-yard FG try was blocked up the middle by DT Michael Brockers. LA would cash in with a 24-yard Zuerlein FG and a later one from 41 yards out made the final score 32-13.

	1	2	3	4	OT	F
Rams	16	3	7	6	—	32
CARDINALS	0	13	0	3	—	16

Team	Qtr.	Time	Scoring Play	Drive	Score
Rams	1	11:41	Zuerlein 56-yard FG	6-31, 3:19	3-0
Rams	1	7:51	Everett 1-yard pass from Goff (kick failed)	7-23, 3:30	9-0
Rams	1	2:45	Ogletree 41-yard INT return (Zuerlein kick)	--	16-0
CARDS	2	7:38	Penny 1-yard run (Dawson kick)	9-67, 6:07	16-7
CARDS	2	3:25	Fitzgerald 15-yard pass from Gabbert (kick blocked)	6-70, 2:28	16-13
Rams	2	0:00	Zuerlein 20-yard FG	9-78, 3:25	19-13
Rams	3	5:07	Watkins 11-yard pass from Goff (Zuerlein kick)	6-30, 3:00	26-13
CARDS	4	14:55	Dawson 54-yard FG	10-46, 5:12	26-16
Rams	4	6:18	Zuerlein 24-yard FG	8-52, 4:34	29-16
Rams	4	1:55	Zuerlein 41-yard FG	7-31, 2:34	32-16

STATISTICS

	LA	AZ
First Downs	18	19
3rd Down Eff. (Pct)	3-11 (27)	7-15 (47)
Total Plays	56	62
Avg. Gain	5.4	5.0
Rushes-Yards	24-90	24-118
Net Passing Yards	213	194
Total Net Yards	303	312
Passing (A-C-I)	31-21-1	32-18-2
Sacked by Opp.	1-7	6-27
Punts-Average	4-51.8	5-50.8
Fumbles-Lost	1-0	1-0
Penalties	7-36	4-25
Time of Possession	28:58	31:02

Weather: Indoors

RUSHING

Rams: Gurley 19-74; Austin 3-8; Cooper 1-6; Goff 1-2.
 CARDS: KWilliams 16-97; Gabbert 4-12; Foster 2-5; Penny 2-4, TD.

PASSING

Rams: Goff 21-31, 220 yds, 2 TD, 1 INT.
 CARDS: Gabbert 18-32, 221 yds, 1 TD, 2 INT.

RECEIVING

Rams: Gurley 6-84; Kupp 5-68; Watkins 3-38, TD; Everett 2-7, TD; Reynolds 2-6; Carrier 1-14; Higbee 1-6; Cooper 1-(-3).

CARDS: Fitzgerald 10-98, TD; Seals-Jones 2-44; Nelson 2-42; Foster 2-20; Gresham 2-17.

INTERCEPTIONS

Rams: Joyner 1-46; Ogletree 1-41, TD.
 CARDS: Martin 1-7.



CARDINALS 12, TITANS 7

DECEMBER 10, 2017
UNIV. OF PHOENIX STADIUM - (64,153)



The Titans became the last NFL team to make its first visit to University of Phoenix Stadium. They came to town with an 8-4 record and leading the AFC South after winning 6 of their previous 7 and 2 straight. However, on the strength of an exceptional defensive effort and 4 Phil Dawson FGs, the Cards emerged with a 5-point win that improved their record to 6-7. After rushing for 193 yards 7 days earlier against Houston, Tennessee was held to just 65 by an Arizona defense that allowed 204 overall, 120.5 yards beneath the Titans season average. The Cards also played a turnover-free game while coming up with two key takeaways on 2nd half interceptions. Of Tennessee's 12 offensive possessions, 6 were 4 plays or fewer and the only one that led to points started at midfield. Cardinals WR Larry Fitzgerald eclipsed another significant milestone when his 23-yard 3rd quarter reception moved him past Randy Moss and into 3rd on the NFL's all-time receiving yardage list. Chandler Jones recorded his NFL-leading 14th sack of the year, the most ever by a Cardinal thru 13 games. Starting for the 12th straight week in place of Adrian Peterson, RB Kerwyn Williams led all backs with 73 yards on 20 carries. Blaine Gabbert earned his 2nd victory as Cards starting QB and turned in a gritty effort, withstanding 8 sacks to complete 10 of 12 passes in the 2nd half. His TEN counterpart Marcus Mariota was held to a career-low 39.6 passer rating.

Tennessee led 7-0 after a 1st half that featured 9 combined punts. The only points came midway through the 2nd quarter when the Titans took over at midfield and cashed in 9 plays later on RB Derrick Henry's 6-yard TD run. They had a chance to add to the lead on the final play of the half but Ryan Succop's 58-yard FG try hit the cross bar and fell short.

Arizona got the ball to open the 3rd quarter and cut the lead to 7-3 when Dawson's 47-yard FG capped a 9-play, 48-yard drive. Four plays later, the Titans faced a 4th-n-1 from their own 35 and lined up to punt. However, they tried a fake by snapping directly to WR Eric Weems who was stopped near the line of scrimmage. Officials initially spotted it for a 1st down but after an AZ challenge, it was reversed and the Cards took over at the TEN35. That led to another Dawson FG, this one a 23-yarder that made it 7-6. On their next series, the Titans moved to the A28 but on 1st-n-10 from there, CB Tramon Williams intercepted a Mariota pass to halt the threat. The Cards had a chance to take the lead on their ensuing drive but Dawson missed from 40 yards away to keep it 7-6 early in the 4th. After forcing a 3-n-out from the Titans, AZ took over at its own 15. A 33-yard gain on a reverse by rookie WR Chad Williams took the ball near midfield and Dawson's 32-yard FG gave Arizona its first lead of the day with 5:59 to play. On the very next play from scrimmage LB Josh Bynes intercepted Mariota, giving the ball back to the offense at the TEN7. Dawson's 35-yard FG put AZ up 12-7 with 3:45 left in the game. That lead would be more than enough as the defense would not allow a first down the rest of the way.

	1	2	3	4	OT	F
Titans	0	7	0	0	—	7
CARDINALS	0	0	6	6	—	12

Team	Qtr.	Time	Scoring Play	Drive	Score
Titans	2	7:16	Henry 6-yard run (Succop kick)	9-50, 5:02	7-0
CARDS	3	9:36	Dawson 47-yard FG	9-48, 5:24	7-3
CARDS	3	4:44	Dawson 23-yard FG	5-30, 2:42	7-6
CARDS	4	5:59	Dawson 32-yard FG	8-71, 4:00	7-9
CARDS	4	3:45	Dawson 35-yard FG	4-(-10), 2:03	7-12

STATISTICS

	TEN	AZ
First Downs	14	16
3rd Down Eff. (Pct)	4-12 (33)	3-14 (21)
Total Plays	56	63
Avg. Gain	3.6	4.1
Rushes-Yards	22-65	29-136
Net Passing Yards	139	125
Total Net Yards	204	261
Passing (A-C-I)	31-16-2	26-17-0
Sacked by Opp.	3-20	8-53
Punts-Average	6-52.2	6-45.0
Fumbles-Lost	0-0	0-0
Penalties	6-48	5-30
Time of Possession	26:11	33:49

Weather: Clear, 79 degrees, Humidity 7%, Winds NE 10 mph.

RUSHING

Titans: Murray 11-34; Henry 8-20, TD; Mariota 2-11; Weems 1-0.
CARDS: KWilliams 20-73; CWilliams 1-33; Gabbert 4-12; Penny 2-11; Foster 2-7.

PASSING

Titans: Mariota 16-31, 159 yds, 0 TD, 2 INT.
CARDS: Gabbert 17-26, 178 yds, 0 TD, 0 INT.

RECEIVING

Titans: Walker 5-42; Decker 3-56; Davis 3-29; Matthews 3-19; Murray 2-13.
CARDS: Fitzgerald 5-44; Gresham 2-27; Nelson 2-26; JaBrown 2-15; Foster 2-6; Seals-Jones 1-20; Penny 1-18; KWilliams 1-15; Niklas 1-7.

INTERCEPTIONS

Titans: None.
CARDS: Bynes 1-25; TWilliams 1-12.



REDSKINS 20, CARDINALS 15

DECEMBER 17, 2017
FEDEX FIELD - (71,026)



In a week 15 visit to the nation's capital, the Cardinals were eliminated from playoff contention after a 5-point defeat. Arizona's offense moved the ball well for much of the afternoon and penetrated the Washington 20-yard line on 6 of its first 12 drives. However, for the 2nd straight game, the Cards were unable to reach the end zone. Kicker Phil Dawson was a perfect 5-5 on FGs but those 15 points were not enough to secure victory. Defensively, AZ surrendered just 218 total yards and only 31 rushing while holding the Redskins to 1-9 on 3rd down. Both teams moved to 6-9 with the outcome. The season-long injury woes continued for AZ who earlier in the week placed its 13th player on IR and saw 7 players exit the game with injuries. The Cards started its 7th different 0-line combination and were down to 3rd string starters at several positions.

On the 3rd snap of the game, the Cards faced a 3rd-n-7 at their own 28 when DL Anthony Lanier came up the middle to not only sack Blaine Gabbert but also force a fumble that LB Preston Smith recovered and returned to the A26. Two plays later QB Kirk Cousins hit WR Jamison Crowder in the end zone with a 5-yard TD pass. The AZ offense bounced right back on its next drive and marched to the Washington 12 in 14 plays. However, sacks on consecutive plays pushed them back and Phil Dawson's 40-yard FG made it 7-3. Early in the 2nd quarter, the Redskins went up 14-3 when RB Kapri Bibbs caught a short screen pass and took it 36 yards down the right sideline for a score. The Cards responded by again advancing deep into Washington territory on the ensuing drive but had to settle for another Dawson FG, this one a 35-yarder that made it 14-6. Arizona's next series reached the Washington 9 but on 1st-n-goal from there, Gabbert's pass to TE Ricky Seals-Jones was knocked in the air and INT'd by Preston Smith. However, the Redskins returned the favor on the next play from scrimmage when S Antoine Bethea forced a fumble after a catch by TE Vernon Davis and CB Tramon Williams returned it to the Washington 33. The Cards would get to the 1 and have 2 shots at the end zone from there but were unsuccessful and Dawson's 19-yard FG as the half expired made it 14-9. The Cards trailed by 5 at intermission despite holding sizable advantages in total yards (202 to 77), offensive plays (47 to 15) and time of possession (23:26 to 6:34).

The Cards opened the 2nd half with a pooch kickoff from Dawson that Budda Baker recovered at Washington's 25 but they could not convert with a TD. Dawson's 34-yarder did cut it to a 2-point game early in the 3rd. Later in the quarter, Washington moved 88 yards in 11 plays but could get no further than the A25 and came away with a 24-yard Dustin Hopkins FG. The score remained 17-12 into the 4th when the Cards again threatened, this time advancing to the Redskins 19. Dawson's 5th FG of the day made it 17-15 with 11:13 to play but Hopkins pushed it back up to a 5-point lead on a 32-yard FG with 4:30 left. The AZ offense would get the ball back twice more with a chance to score the go-ahead TD. The 1st drive reached the WASH35 but got no further while the 2nd moved to the WSH21 in the final minute but the Cards turned it over on downs there.

	1	2	3	4	OT	F
CARDINALS	3	6	3	3	—	15
Redskins	7	7	3	3	—	20

Team	Qtr.	Time	Scoring Play	Drive	Score
Redskins	1	13:30	Crowder 5-yard pass from Cousins (Hopkins kick)	2-6, 0:43	0-7
CARDS	1	3:47	Dawson 40-yard FG	16-60, 9:43	3-7
Redskins	2	13:27	Bibbs 36-yard pass from Cousins (Hopkins kick)	5-63, 1:41	3-14
CARDS	2	7:35	Dawson 35-yard FG	11-57, 5:52	6-14
CARDS	2	0:00	Dawson 19-yard FG	10-32, 1:39	9-14
CARDS	3	13:37	Dawson 34-yard FG	4-6-12, 1:23	12-14
Redskins	3	4:23	Hopkins 24-yard FG	11-88, 6:04	12-17
CARDS	4	11:13	Dawson 32-yard FG	9-47, 3:37	15-17
Redskins	4	4:30	Hopkins 32-yard FG	8-30, 3:21	15-20

STATISTICS

	AZ	WAS
First Downs	19	14
3rd Down Eff. (Pct)	4-19 (21)	1-9 (11)
Total Plays	80	48
Avg. Gain	3.6	4.1
Rushes-Yards	34-141	21-31
Net Passing Yards	145	187
Total Net Yards	286	218
Passing (A-C-I)	41-16-1	26-18-0
Sacked by Opp.	5-44	1-9
Punts-Average	5-50.2	6-53.2
Fumbles-Lost	3-1	1-1
Penalties	8-71	7-83
Time of Possession	36:16	23:44

Weather: Partly cloudy, 50 degrees, Humidity 47%, Winds S 1 mph.

RUSHING

CARDS: KWilliams 17-61; Penny 10-45; Gabbert 6-28; Nelson 1-7.
Redskins: Perine 15-37; Bibbs 2-6; Daniels 1-2; Cousins 2-0; Doctson 1(-14).

PASSING

CARDS: Gabbert 16-41, 189 yds, 0 TD, 1 INT.
Redskins: Cousins 18-26, 196 yds, 2 TD, 0 INT.

RECEIVING

CARDS: Fitzgerald 5-60; Foster 4-22; Niklas 3-41; Seals-Jones 2-11; Nelson 1-46; JaBrown 1-9.
Redskins: Crowder 5-55, TD; Bibbs 4-47, TD; Penny 2-19; Grant 2-20; Davis 2-18; Doctson 2-26; Paul 1-11.

INTERCEPTIONS

CARDS: None.
Redskins: PSmith 1-18.



CARDINALS 23, GIANTS 0

DECEMBER 24, 2017

UNIV. OF PHOENIX STADIUM • (63,850)



In their final home game of the regular season, the Cardinals recorded their first shutout in 25 years and came away with a 23-0 win over the Giants. While the defense kept the visitors off the scoreboard, WR Larry Fitzgerald again led the way offensively. Days after being selected to his 11th career Pro Bowl, he finished with 9 catches for 119 yards with a TD and also completed his first career pass on a 21-yarder to Aaron Brown in the 2nd quarter. His receiving totals pushed him past 100 catches and 1,000 yards on the season, becoming the first player in NFL history to do so in a season he began at age 34 or older. Throwing to him was QB Drew Stanton, who returned to the starting lineup after backing up for the previous five games. Defensively, AZ limited the Giants to just 43 rushing yards on 20 attempts, held them to 1-14 on 3rd down and benefitted from a pair of interceptions from S Antoine Bethea, his 4th and 5th of the season. The victory was Bruce Arians' 49th as Cardinals head coach, matching Ken Whisenhunt for most in franchise history. It moved AZ to 7-8 on the season while the Giants dropped to 2-13.

Arizona opened the scoring with a FG on its 2nd drive of the season. The offense reached the NY3 thanks largely to 3 Fitzgerald catches for 42 yards and Phil Dawson's 21-yarder made it 3-0. Late in the 1st, Bethea halted a Giants drive with his INT off Eli Manning at the A25. Two possessions later, they advanced to the A215 and had a chance to tie the game but Aldrick Rosas' 33-yard try missed wide left. In the closing minutes of the 1st half, the Cards moved 79 yards in 9 plays and Stanton found Fitzgerald for a 13-yard TD pass across the middle that was Arizona's 1st TD in 12 quarters. The TD was Fitzgerald's 100th reception of the year and made him the oldest player in NFL history with a 100-catch season. It also put AZ up 10-0 with 1:01 to go before halftime but the Giants quickly moved to the A36 with 24 ticks on the clock. However, Bethea again ended the threat when he picked off his 2nd Manning pass of the day.

On the opening drive of the 3rd quarter, Stanton again led a lengthy drive, this one covering 75 yards in 11 plays that ended on his 15-yard TD pass to John Brown. The Cards led 16-0 after the PAT was unsuccessful. The Cardinals were on the move again late in the 3rd and reached the NY25 but Stanton's pass into the end zone was intercepted by Giants CB Ross Cockrell. But three plays later on 3rd-n-2 from the NY28, Deone Bucannon sacked Manning forcing a fumble that DL Robert Nkemdiche recovered and returned 21 yards for a touchdown. That score put AZ up 23-0 with 14:50 remaining and they were able to hold off the Giants the rest of the way.

	1	2	3	4	OT	F
Giants	0	0	0	0	—	0
CARDINALS	3	7	7	7	—	23

Team	Qtr.	Time	Scoring Play	Drive	Score
CARDS	1	5:29	Dawson 21-yard FG	9-46, 5:16	0-3
CARDS	2	1:01	Fitzgerald 13-yard pass from Stanton (Dawson kick)	9-79, 2:04	0-10
CARDS	3	9:25	JoBrown 15-yard pass from Stanton (kick failed)	11-75, 5:35	0-16
CARDS	4	14:50	Nkemdiche 21-yard fumble return (Dawson kick)	--	0-23

STATISTICS

	NYG	AZ
First Downs	12	19
3rd Down Eff. (Pct.)	1-14 (7)	5-14 (36)
Total Plays	67	64
Avg. Gain	4.4	4.5
Rushes-Yards	20-43	27-74
Net Passing Yards	250	215
Total Net Yards	293	289
Passing (A-C-I)	45-27-2	35-21-2
Sacked by Opp.	2-13	2-15
Punts-Average	6-43.8	7-47.0
Fumbles-Lost	2-1	1-0
Penalties	10-101	6-45
Time of Possession	26:47	33:13

Weather: Sunny & clear, 71 degrees, Humidity 14%, Winds SE 3 mph.

RUSHING

Giants: Gallman 10-18; Darkwa 6-10; Perkins 3-10; Manning 1-5.
CARDS: KWilliams 16-51; Penny 8-24; Stanton 2-1; Hill 1-(-2).

PASSING

Giants: Manning 27-45, 263 yds, 0 TD, 2 INT.
CARDS: Stanton 20-34, 209 yds, 2 TD, 1 INT; Fitzgerald 1-1, 21 yds, 0 TD, 0 INT.

RECEIVING

Giants: Gallman 6-44; Shepard 5-45; Ellison 4-60; Lewis 4-40; Adams 4-31; Sharp 2-25; Ingram 1-12; Rudolph 1-6.
CARDS: Fitzgerald 9-119, TD; Foster 3-24; JoBrown 2-28, TD; JoBrown 2-14; KWilliams 2-14; Penny 2-14; Gresham 1-4.

INTERCEPTIONS

Giants: Cockrell 2-1.
CARDS: Bethea 2-14.



CARDINALS 26, SEAHAWKS 24

DECEMBER 31, 2017

CENTURYLINK FIELD • (69,078)



The Cardinals closed the 2017 campaign on New Year's Eve in Seattle with a chance to even their record at 8-8 and also play the role of spoiler. The Seahawks needed a win and Falcons loss to clinch a Wild Card spot but neither happened. Visiting Arizona earned its 4th victory in 5 years - and 3rd straight - at Century Link Field thanks to a late Phil Dawson FG followed 2 minutes later by a Seattle miss in the closing seconds. It was win #50 as Cards head coach for Bruce Arians, giving him sole possession of the franchise's top spot. It was also the last as he told the team in the post-game locker room that he was retiring. LB Chandler Jones recorded a pair of sacks allowing him to finish the year #1 in the NFL with 17.0 sacks, a total that also established the franchise's single-season record. WR Larry Fitzgerald's 8 catches gave him 109 on the season and tied his own franchise record.

The Cards dominated early and took a 20-7 halftime lead. They began the game on offense and went 73 yards in 10 plays as Drew Stanton was 6-6 passing for 46 yards; 4 of the completions went to Fitzgerald and the last one was a 25-yard TD to Aaron Brown. Arizona's 7-0 lead lasted 12 seconds as Tyler Lockett returned the ensuing kickoff 99 yards for the tying TD. On the next play, Arizona's DJ Foster took the kickoff 55 yards to the Seattle 43 and that set up Dawson's 49-yard FG that made it 10-7. An Elihaa Penny 4-yard TD run and 46-yard Dawson FG added the only points of the 2nd quarter because the Cardinals defense was stifling. Seattle did not run a single 1st half play from AZ territory while gaining just 1 first down and 24 total yards of offense.

That changed in the 2nd half when Seattle's 1st possession went 80 yards and ended with an 18-yard Russell Wilson pass to WR Doug Baldwin. Later in the 3rd quarter, Dawson's 53-yard FG put AZ up 23-14. Early in the 4th, Wilson had Luke Wilson wide open down the left sideline on 3rd & 1 from the AZ 31 but the TE couldn't haul it and Blair Walsh's 49-yard FG pulled the Seahawks to within 6 at 23-17. Their next drive started at their own 39 but on the first snap Wilson ran around the right end for 31. On the next play he again found Baldwin in the end zone, this time with a 29-yarder with 10:24 to play that gave Seattle its 1st lead of the day at 24-23. With 7:11 left, AZ took over at its own 14 and trailing by 1. A roughing the passer call on 3rd down initially extended the drive and then on 3rd-n-2 from midfield, Stanton looped a pass to Foster out of the backfield that picked up 27. That led to a 42-yarder from Dawson that put AZ back in the lead at 26-24 with 2:21 remaining. The Seahawks were able to move to the A30 with :32 left but Walsh's game-winning FG try sailed wide right.

	1	2	3	4	OT	F
CARDINALS	10	10	3	3	—	26
Seahawks	7	0	7	10	—	24

Team	Qtr.	Time	Scoring Play	Drive	Score
CARDS	1	8:55	JaBrown 25-yard pass from Stanton (Dawson kick)	10-73, 6:05	7-0
Seahawks	1	8:43	Lockett 99-yard kickoff return (Walsh kick)	0-0, 0:12	7-7
CARDS	1	7:10	Dawson 49-yard FG	5-12, 1:33	10-7
CARDS	2	12:19	Penny 4-yard run (Dawson kick)	7-43, 3:49	17-7
CARDS	2	0:58	Dawson 46-yard FG	8-46, 1:25	20-7
Seahawks	3	8:59	Baldwin 18-yard pass from Wilson (Walsh kick)	10-80, 6:01	20-14
CARDS	3	4:22	Dawson 53-yard FG	6-19, 2:54	23-14
Seahawks	4	13:08	Walsh 49-yard FG	7-29, 2:41	23-17
Seahawks	4	10:24	Baldwin 29-yard pass from Wilson (Walsh kick)	2-60, 0:47	23-24
CARDS	4	2:21	Dawson 42-yard FG	10-62, 4:50	26-24

STATISTICS

	AZ	SEA
First Downs	19	13
3rd Down Eff. (Pct.)	4-14 (29)	1-12 (8)
Total Plays	68	54
Avg. Gain	3.8	5.5
Rushes-Yards	33-116	22-101
Net Passing Yards	143	195
Total Net Yards	259	296
Passing (A-C-I)	34-15-1	29-18-0
Sacked by Opp.	1-2	3-26
Punts-Average	6-53.2	8-43.5
Fumbles-Lost	1-0	2-0
Penalties	4-25	8-100
Time of Possession	32:16	27:44

Weather: Sunny & clear, 40 degrees, Humidity 78%, Winds N 7 mph.

RUSHING

CARDS: KWilliams 123-75; Penny 8-39, TD; Foster 1-3; Stanton 1-(-1).
Seahawks: Dabis 10-48; Wilson 5-36; McKissic 4-9; Rawls 3-8.

PASSING

CARDS: Stanton 15-34, 145 yds, 1 TD, 1 INT.
Seahawks: Wilson 18-29, 221 yds, 2 TD, 0 INT.

RECEIVING

CARDS: Fitzgerald 8-55; Gresham 3-24; JaBrown 1-25, TD; Nelson 1-18; Foster 1-17; KWilliams 1-6.
Seahawks: Baldwin 4-90, 2 TD; Graham 3-45; Lockett 3-25; McKissic 3-20; Rawls 2-20; Davis 2-16; Darboh 1-5.

INTERCEPTIONS

CARDS: None.
Seahawks: Griffin 1-0.

PLAYER PARTICIPATION

No.	Player	at Detroit	at Indianapolis	Dallas	San Francisco	at Philadelphia	Tampa Bay	at LA Rams (UK)	at San Fran	Seattle	at Houston	Jacksonville	LA Rams	Tennessee	at Washington	NY Giants	at Seattle	GP/GS/DNP/IA
19	Agudosi, Carlton	PS	PS	PS	PS	PS	PS	PS	PS	PS	PS	IA	IA	IA	PS	IR	IR	0-0-0-3
54	Albright, Bryson	PS	PS	PS	PS	PS	PS	PS	P	IA	IA	P	P	P	P	P	P	7-0-0-2
63	Anau, Peli	-	-	-	-	-	-	PS	PS	PS	PS	PS	PS	PS	PS	PS	PS	N/A
36	Baker, Budda	P	P	P	P	P	P	P	P	P	SS	SS	SS	SS	SS	SS	SS	16-7-0-0
9	Barkley, Matt	-	-	-	-	-	-	-	-	-	IA	IA	IA	IA	IA	IA	IA	0-0-0-7
64	Barnes, Khalif	-	-	-	-	-	-	-	-	-	-	-	-	-	P	P	P	3-0-0-0
6	Bercovici, Mike	-	-	-	-	-	-	-	PS	PS	PS	PS	-	-	-	-	-	N/A
41	Bethea, Antoine	P	SS	P	P	DB	P	DB	P	P	P	P	DB	DB	DB	P	IR	15-6-0-0
28	Bethel, Justin	CB	CB	CB	CB	CB	CB	P	P	P	P	P	P	P	P	P	P	16-6-0-0
70	Boehm, Evan	RG	RG	RG	RG	RG	P	P	P	P	P	DNP	P	P	RG	RG	RG	15-8-1-0
75	Boone, Alex	P	LG	LG	IAJ	IAJ	LG	LG	LG	LG	LG	LG	LG	LG	LG	LG	LG	14-13-0-2
27	Branch, Tyvon	SS	DB	SS	SS	SS	SS	SS	SS	SS	IR	IR	IR	IR	IR	IR	IR	9-9-0-0
46	Brewer, Aaron	P	P	P	P	P	IR	IR	IR	IR	IR	IR	IR	IR	P	P	P	8-0-0-0
13	Brown, Jaron	WR	WR	WR	WR	P	P	P	P	P	P	WR	P	WR	WR	WR	P	16-8-0-0
12	Brown, John	WR	IAJ	IAJ	P	P	WR	WR	WR	P	WR	IAJ	IAJ	IAJ	IAJ	P	P	10-5-0-6
20	Bucannon, Deone	IAJ	IAJ	IAJ	\$LB	\$LB	\$LB	\$LB	\$LB	\$LB	\$LB	\$LB	IAJ	\$LB	\$LB	\$LB	\$LB	12-12-0-4
57	Bynes, Josh	P	P	P	P	P	P	P	P	P	P	P	\$LB	P	P	IAJ	IAJ	14-1-0-2
39	Carter, Jarell	-	-	-	-	-	-	-	-	-	PS	PS	PS	PS	PS	PS	PS	N/A
56	Dansby, Karlos	ILB	ILB	ILB	ILB	ILB	ILB	ILB	ILB	ILB	ILB	P	ILB	ILB	ILB	ILB	ILB	16-15-0-0
4	Dawson, Phil	P	P	P	P	P	P	P	P	P	P	P	P	P	P	P	P	16-0-0-0
81	Denham Jr., Anthony	-	-	-	PS	PS	PS	PS	PS	PS	PS	PS	IR	IR	IR	IR	IR	N/A
47	Dillon, K.J.	-	-	-	-	-	-	-	-	-	-	-	-	PS	PS	PS	PS	N/A
59	Dora, Vontarius	-	-	-	-	PS	-	-	-	-	-	-	-	-	-	PS	PS	N/A
81	Dray, Jim	-	P	-	-	-	-	-	-	-	-	-	-	-	-	-	-	1-0-0-0
49	Drescher, Justin	-	-	-	-	-	P	P	P	P	P	P	P	P	-	-	-	8-0-0-0
38	Ellington, Andre	P	P	P	P	P	P	IAJ	P	P	IA	-	-	-	-	-	-	8-0-0-2
11	Fitzgerald, Larry	WR	WR	WR	WR	WR	WR	WR	WR	WR	WR	WR	WR	WR	WR	WR	WR	16-16-0-0
30	Ford, Rudy	P	P	P	P	P	P	P	P	P	P	IAJ	IAJ	IR	IR	IR	IR	10-0-0-2
37	Foster, D.J.	-	IA	IA	IA	IA	IA	IA	IA	IA	P	P	P	P	P	P	P	7-0-0-8
59	Fua, Alani	IR	IR	-	-	-	-	-	-	-	-	-	-	-	-	-	-	N/A
7	Gabbert, Blaine	IA	IA	IA	IA	IA	IA	IA	DNP	DNP	QB	QB	QB	QB	QB	DNP	DNP	5-5-4-7
10	Golden, Brittan	P	P	P	P	P	P	P	P	P	P	IAJ	P	P	P	IR	IR	13-0-0-1
44	Golden, Markus	WILL	WILL	WILL	WILL	IR	IR	IR	IR	IR	IR	IR	IR	IR	IR	IR	IR	4-4-0-0
42	Goodwin, C.J.	-	-	-	-	-	-	-	-	-	-	-	-	-	IA	P	P	2-0-0-1
84	Gresham, Jermaine	TE	IAJ	TE	TE	TE	TE	TE	TE	TE	TE	TE	TE	TE	IAJ	TE	TE	14-14-0-2
95	Gunter, Rodney	P	P	P	P	P	P	P	P	P	DL	DL	P	P	P	DL	P	16-3-0-0
51	Gwacham, Obum	PS	PS	PS	PS	-	-	-	-	-	-	-	-	-	-	-	-	N/A
52	Harris, Connor	-	-	-	-	PS	PS	PS	PS	PS	PS	PS	-	-	-	-	-	N/A
48	Hill, Bronson	-	-	-	-	-	-	-	-	-	-	PS	DNP	IA	-	P	P	2-0-1-1
69	Holden, Will	IA	TE	P	LG	P	DNP	DNP	IA	IA	DNP	DNP	DNP	DNP	LT	LT	LT	7-5-6-3
85	Holmes, Gabe	-	-	-	-	-	-	-	-	-	-	-	PS	PS	P	P	IA	2-0-0-1
74	Humphries, D.J.	LT	IAJ	IAJ	IAJ	IAJ	LT	LT	LT	LT	IR	IR	IR	IR	IR	IR	IR	5-5-0-4
76	Iupati, Mike	LG	IAJ	IAJ	IR	IR	IR	IR	IR	IR	IR	IR	IR	IR	IR	IR	IR	1-1-0-2
71	John, Ulrick	IA	PS	PS	-	-	-	-	-	-	-	-	-	-	-	-	-	0-0-0-1
23	Johnson, Chris	-	P	RB	RB	RB	-	-	-	-	-	-	-	-	-	-	-	4-3-0-0
31	Johnson, David	RB	IR	IR	IR	IR	IR	IR	IR	IR	IR	IR	IR	IR	IR	IR	IR	1-1-0-0
64	Johnson, Dorian	PS	PS	PS	PS	PS	-	-	-	-	-	-	-	-	-	-	-	N/A
55	Jones, Chandler	SAM	SAM	SAM	SAM	SAM	SAM	SAM	SAM	SAM	SAM	SAM	SAM	SAM	SAM	SAM	SAM	16-16-0-0
64	Leamon, Javarius	-	-	-	-	-	-	-	PS	-	-	-	-	-	-	-	-	N/A



PLAYER PARTICIPATION

No.	Player	at Detroit	at Indianapolis	Dallas	San Francisco	at Philadelphia	Tampa Bay	at LA Rams (UK)	at San Fran	Seattle	at Houston	Jacksonville	LA Rams	Tennessee	at Washington	NY Giants	at Seattle	GP/GS/DNP/IA
		1	2	3	4	5	6	7	8	9	10	11	12	13	14	15	16	Total
2	Lee, Andy	P	P	P	P	P	P	P	P	P	P	P	P	P	P	P	P	16-0-0-0
37	Lewis, Ryan	PS	-	-	-	-	-	-	-	-	-	-	-	-	-	-	-	N/A
22	Logan, T.J.	IR	IR	IR	IR	IR	IR	IR	IR	IR	IR	IR	IR	IR	IR	IR	IR	N/A
50	Martin, Gabe	-	-	-	-	-	-	-	-	-	-	-	P	P	IAJ	IAJ	P	3-0-0-2
96	Martin, Kareem	P	P	P	P	P	WILL	P	WILL	WILL	WILL	WILL	WILL	WILL	WILL	WILL	WILL	16-10-0-0
32	Mathieu, Tyrann	FS	FS	FS	FS	FS	FS	FS	FS	FS	FS	FS	FS	FS	FS	FS	FS	16-16-0-0
97	Mauro, Josh	DL	P	DL	DL	DL	DL	DL	DL	P	P	P	DNP	DNP	IAJ	P	P	13-7-2-1
34	Miller, Harlan	PS	PS	PS	PS	PS	PS	PS	PS	PS	IA	P	PS	P	P	P	P	5-0-0-1
80	Momah, Ifeanyi	P	P	P	P	TE	P	P	P	TE	IR	IR	IR	IR	IR	IR	IR	9-2-0-0
45	Moxey, Jonathan	-	-	-	-	-	-	-	-	-	-	-	-	-	-	-	PS	N/A
62	Munyer, Daniel	DNP	DNP	P	DNP	DNP	IA	IA	IAJ	IR	IR	IR	IR	IR	IR	IR	IR	1-0-4-3
14	Nelson, J.J.	P	P	WR	P	P	WR	P	P	P	P	P	WR	P	P	WR	WR	16-5-0-0
87	Niklas, Troy	P	TE	P	TE	TE	P	TE	TE	TE	TE	P	TE	TE	TE	IAJ	TE	15-11-0-1
90	Nkemdiche, Robert	IAJ	P	P	IAJ	IAJ	IAJ	P	P	P	P	P	P	P	P	P	P	12-0-0-4
64	Norton, Storm	-	-	-	-	-	-	-	-	PS	PS	PS	-	-	-	-	-	N/A
91	Okine, Earl	-	-	-	PS	PS	PS	PS	PS	PS	PS	PS	PS	PS	PS	PS	PS	N/A
78	Painter, Winston	-	PS	PS	P	PS	PS	PS	PS	PS	P	P	PS	PS	P	P	P	6-0-0-0
3	Palmer, Carson	QB	QB	QB	QB	QB	QB	QB	IR	IR	IR	IR	IR	IR	IR	IR	IR	7-7-0-0
35	Penny, Elijah	P	P	P	P	P	P	P	P	P	P	P	P	P	P	P	P	16-0-0-0
98	Peters, Corey	DL	DL	DL	DL	DL	DL	DL	DL	DL	IAJ	IAJ	IAJ	IAJ	DL	DL	DL	12-12-0-4
23	Peterson, Adrian	-	-	-	-	-	RB	RB	RB	RB	RB	RB	IAJ	IAJ	IR	IR	IR	6-0-0-2
21	Peterson, Patrick	CB	CB	CB	CB	CB	CB	CB	CB	CB	CB	CB	CB	CB	CB	CB	CB	16-16-0-0
72	Pierre, Olsen	P	P	P	P	P	IAJ	IAJ	P	DL	DL	DL	DL	DL	DL	P	DL	14-7-0-2
64	Price, Givens	-	-	-	-	-	PS	PS	-	-	-	-	-	-	-	-	-	N/A
43	Reddick, Haason	\$LB	\$LB	\$LB	P	P	P	P	P	P	P	P	P	P	P	P	P	16-3-0-0
49	Robinson, Edmond	-	-	-	-	-	-	-	-	-	-	-	-	-	-	PS	IA	0-0-0-1
17	Ross, Rashad	-	-	-	-	-	-	-	-	-	-	-	-	-	-	PS	PS	N/A
92	Rucker, Froste	DL	DL	DL	DL	DL	DL	DL	DL	DL	DL	DL	DL	DL	DL	DL	DL	16-16-0-0
15	Russell, Alonzo	-	-	-	-	-	-	-	-	-	-	PS	PS	PS	PS	PS	PS	N/A
86	Seals-Jones, Ricky	PS	PS	P	P	P	IA	IA	IA	IA	P	P	P	P	TE	P	P	10-1-0-4
53	Shipley, A.Q.	C	C	C	C	C	C	C	C	C	C	C	C	C	C	C	C	16-16-0-0
45	Snyder, Kevin	-	-	-	-	-	-	-	-	-	-	-	PS	PS	PS	-	-	N/A
5	Stanton, Drew	DNP	DNP	DNP	DNP	DNP	DNP	P	QB	QB	DNP	DNP	DNP	DNP	DNP	QB	QB	5-4-11-0
91	Stinson, Ed	IR	-	-	-	-	-	-	-	-	-	-	-	-	-	-	-	N/A
23	Summers, James	PS	-	-	-	-	-	-	-	-	-	-	-	-	-	-	-	N/A
65	Tasini, Pasoni	PS	PS	PS	PS	PS	PS	PS	PS	PS	PS	PS	PS	PS	PS	PS	PS	N/A
79	Tuerk, Max	-	-	-	-	-	-	-	-	IA	IA	IA	DNP	IA	DNP	P	IA	1-0-2-5
68	Veldheer, Jared	RT	RT	RT	RT	RT	RT	RT	RT	RT	LT	LT	LT	LT	IR	IR	IR	13-13-0-0
38	Victor, Darius	-	-	-	-	-	-	-	-	-	-	-	PS	PS	PS	PS	PS	N/A
71	Watford, Earl	-	-	-	-	LG	RG	RG	RG	RG	RG	RG	RG	RG	IAJ	IAJ	P	10-9-0-2
73	Wetzel, John	P	LT	LT	LT	LT	P	P	P	P	RT	RT	RT	RT	RT	RT	RT	16-11-0-0
26	Williams, Brandon	P	P	P	P	P	P	P	P	P	P	P	P	P	P	P	P	16-0-0-0
16	Williams, Chad	IA	P	P	IA	IA	IA	IA	IAJ	IA	IA	WR	P	P	P	IAJ	IA	6-1-0-10
33	Williams, Kerwynn	P	RB	P	P	P	P	P	P	P	P	P	RB	RB	RB	RB	RB	16-6-0-0
25	Williams, Tramon	P	P	DNP	IA	DNP	P	CB	CB	CB	CB	CB	CB	CB	P	CB	CB	13-9-2-1
94	Williams, Xavier	P	P	IA	P	P	P	P	IA	IA	P	DL	P	P	P	IA	IA	11-1-0-5
58	Wright III, Scooby	IA	PS	PS	PS	IA	P	P	IA	P	P	P	P	P	P	P	P	10-0-0-3
29	Zamort, Ronald	IR	IR	IR	IR	IR	IR	IR	IR	IR	IR	IR	IR	IR	IR	IR	IR	N/A

P-Played, Position-Started, INJ-Injured, DNP-Did Not Play, IA-Inactive, IAJ-Inactive/Injured, IR-Injured Reserve, PS-Practice Squad, PUP-Physically Unable to Perform, SUS-Suspension, NFI-Reserve/Non-Football Injury, RE-Roster Exemption



2017 MISCELLANEOUS STATS

Season Record	8-8	At Home	5-3	When won coin toss	6-4
In NFC West Games	3-3	On the Road	3-5	When lost coin toss	2-4
In NFC East Games	1-3	Outdoors	4-4	When scored first	5-2
In NFC North Games	0-1	Indoors	4-4	When opp. scores first	3-6
In NFC South Games	1-0	On Natural Grass	6-6	In overtime games	2-0
In September	1-2	When opponent had a 300-yard passer	0-1		
In October	2-2	When opp. had a 100-yd receiver	0-1		
In November	2-2	When Arizona wins turnover margin	3-0		
In December	3-2	When opponent wins turnover margin	1-5		
In January	0-0	When Cards out-rushed opponent	7-2		
With roof open at U of P Stadium	2-1	When Cards out-passed opponent	3-3		
With roof closed at U of P Stadium	3-2	While wearing white jersey/white pants	3-4		
When Yielding 20 Points or Less	5-1	While wearing white jersey/red pants	0-0		
When Scoring 20 Points or More	5-2	While wearing red jersey/white pants	3-3		
When Led at Halftime	5-2	While wearing red jersey/red pants	1-0		
When Trained at Halftime	2-5	While wearing black jersey/white-black pants	1-1		
When Arizona had a 100-yd rusher	2-0	When Tied at Halftime	1-1		
When opp. had a 100-yd rusher	0-1	When Led at the End of 3rd Quarter	5-2		
When Arizona had a 100-yd receiver	4-2	When Trained at the End of 3rd Quarter	3-5		
When Arizona had a 300-yard passer	2-1	When Tied at the End of 3rd Quarter	0-1		

2017 BOOTH INITIATED REVIEWS

Date	Opp	Explanation	Result
9-10	@ DET	Reviewed the pass interception ruling for DET CB Quandre Diggs	Reversed
9-17	@ IND	Reviewed the runner not down by contact ruling for DET RB Theo Riddick	Upheld
9-25	vs. DAL	Reviewed the pass completion ruling for AZ WR J.J. Nelson	Reversed
		Reviewed the runner broke the plane ruling for DAL WR Dez Bryant	Upheld
		Reviewed the runner not down by contact ruling for DAL WR Brice Butler	Reversed
10-1	vs. SF	Reviewed the pass completion ruling for AZ RB Andre Ellington	Reversed
		Reviewed the fumble ruling for SF RB Carlos Hyde	Reversed
		Reviewed the incomplete pass ruling for AZ WR John Brown	Upheld
10-8	@ PHI	Reviewed the interception ruling for AZ S Antoine Bethea	Upheld
		Reviewed the runner broke the plane ruling for AZ WR J.J. Nelson	Reversed
10-15	vs. TB	Reviewed the fumble ruling for AZ WR Larry Fitzgerald	Upheld
10-22	@ LAR (UK)	Reviewed the pass completion ruling for LAR WR Cooper Kupp	Reversed
11-5	@ SF	Reviewed the runner broke the plane ruling for SF QB C.J. Beathard	Reversed
11-9	vs. SEA	Reviewed fumble ruling for AZ RB Andre Ellington	Reversed
11-19	@ HOU	Reviewed pass completion ruling for HOU RB Lamar Miller	Upheld
		Reviewed incomplete pass ruling for HOU WR DeAndre Hopkins	Upheld
11-26	vs. JAX	Reviewed the fumble ruling for AZ RB Kerwyn Williams	Reversed
		Reviewed the pass completion ruling for AZ RB D.J. Foster	Upheld
12-10	vs. TEN	Reviewed the runner broke the plane ruling for TEN RB Derrick Henry	Upheld
12-17	@ WAS	Reviewed the first down ruling for AZ WR Larry Fitzgerald	Reversed
12-24	vs. NYG	Reviewed the pass completion ruling for NYG WR Roger Lewis, Jr.	Upheld

2017 ARIZONA INSTANT REPLAY CHALLENGES (4-3)

Date	Opp	Explanation	Result
9-17	@ IND	Challenge the first down ruling for IND QB Jacoby Brissett	Upheld
9-25	vs. DAL	Challenge the incomplete pass ruling for AZ WR J.J. Nelson	Upheld
11-5	@ SF	Challenge pass completion ruling for SF TE George Kittle	Reversed
11-26	vs. JAX	Challenge runner was down by contact ruling for JAX RB Chris Ivory	Reversed
12-3	vs. LAR	Challenge runner was down by contact ruling for LAR WR Pharoh Cooper	Upheld
12-10	vs. TEN	Challenge the first down ruling for TEN WR Eric Weems	Reversed
12-24	vs. NYG	Challenge the pass completion ruling for NYG WR Roger Lewis, Jr.	Reversed

2017 OPPONENT INSTANT REPLAY CHALLENGES (3-5)

Date	Opp	Explanation	Result
9-17	@ IND	Challenge short of the line to gain ruling for IND WR T.Y. Hilton	Upheld
9-25	vs. DAL	Challenge the pass completion ruling for AZ WR Larry Fitzgerald	Upheld
11-5	@ SF	Challenge the fumble ruling for SF QB C.J. Beathard	Reversed
		Challenge pass completion ruling for AZ RB Andre Ellington	Upheld
11-19	@ HOU	Challenge the kick being downed ruling by AZ S Budda Baker	Upheld
12-3	vs. LAR	Challenge the pass completion ruling for AZ TE Jermaine Gresham	Reversed
12-17	@ WAS	Challenge the pass incompletion ruling for AZ QB Blaine Gabbert	Upheld
12-24	vs. NYG	Challenge the pass completion ruling for AZ WR Larry Fitzgerald	Reversed

2017 OVERTIME SCORING PLAYS (2-0)

Date	Opp	Play
9-17	@ IND	AZ K Phil Dawson 30-yard field goal
10-1	vs. SF	AZ WR Larry Fitzgerald 19-yard touchdown reception

2017 ARIZONA DEFENSIVE TOUCHDOWNS

Date	Opp	Play
9-10	@ DET	CB Justin Bethel 82-yard interception return
12-24	vs. NYG	DL Robert Nkemdiche 21-yard fumble return

2017 ARIZONA RETURN TOUCHDOWNS

Date	Opp	Play
------	-----	------

ARIZONA TWO-POINT CONVERSION ATTEMPTS (1-1)

Date	Opp	Play
9-10	@ DET	Pass attempt from QB Carson Palmer to WR John Brown is incomplete
11-26	vs. JAX	Pass attempt from QB Blaine Gabbert to WR Larry Fitzgerald is complete

ARIZONA ONSIDE KICK ATTEMPTS/RECOVERIES (0-2)

Date	Opp	Play
9-10	@ DET	K Phil Dawson onside kick goes out of bounds
11-9	vs. SEA	K Phil Dawson onside kick recovered by SEA WR Tyler Lockett



TOGETHER
WE CAN DO MORE.

RECORDS



SINGLE-GAME BESTS

RUSHING YARDS

- 228 ..Beanie Wells at St. Louis, Nov. 27, 2011 (27 carries)
- 214 ..LeShon Johnson at New Orleans, Sept. 22, 1996 (21 carries)
- 203 ..John David Crow vs. Pittsburgh, Dec. 18, 1960 (24 carries)
- 193 ..Otis Anderson vs. Dallas, Sept. 2, 1979 (21 carries)
- 187 ..David Johnson at Philadelphia, Dec. 20, 2015 (29 carries)
- 182 ..Wayne Morris at Minnesota, Nov. 6, 1977 (27 carries)
- 179 ..Stump Mitchell vs. Philadelphia, Dec. 17, 1985 (22 carries)
- 177 ..Otis Anderson vs. Buffalo, Nov. 15, 1981 (27 carries)
- 176 ..Bill Triplett at N.Y. Giants, Oct. 31, 1965 (23 carries)
- 174 ..Adrian Murrell at Philadelphia, Dec. 13, 1998 (32 carries)
- 173 ..Thomas Jones at Seattle, Sept. 15, 2002 (24 carries)
- 168 ..Otis Anderson at N.Y. Giants, Nov. 11, 1980 (31 carries)
- 165 ..Marcel Shipp vs. San Francisco, Oct. 26, 1979 (35 carries)
- 164 ..Otis Anderson vs. Minnesota, Nov. 4, 1973 (25 carries)
- 163 ..Ollie Matson vs. Washington, Nov. 21, 1954 (8 carries)
- 162 ..Willis Crenshaw at N.Y. Giants, Dec. 8, 1968 (28 carries)
- 160 ..Ronald Moore vs. Philadelphia, Nov. 7, 1993 (36 carries)
- 159 ..Adrian Peterson at San Francisco, Nov. 5, 2017 (37 carries)
Ollie Matson vs. Pittsburgh, Nov. 25, 1956 (16 carries)
Elmer Angsman vs. Philadelphia, Dec. 28, 1947 (10 carries)*
- 158 ..Stump Mitchell vs. New Orleans, Dec. 8, 1985 (28 carries)
- 157 ..David Johnson at San Francisco, Oct. 6, 2016 (27 carries)
John David Crow at Washington, Nov. 20, 1960 (17 carries)
- 156 ..Johnny Johnson vs. N.Y. Giants, Dec. 12, 1992 (36 carries)
Otis Anderson vs. Philadelphia, Dec. 18, 1983 (23 carries)
- 155 ..Ollie Matson vs. Washington, Oct. 20, 1957 (13 carries)
- 154 ..Andre Ellington vs. Atlanta, Oct. 27, 2013 (15 carries)
- 151 ..Otis Anderson vs. Philadelphia, Sept. 28, 1980 (27 carries)
- 148 ..Tim Hightower vs. Denver, Dec. 12, 2010 (18 carries)
Stump Mitchell vs. Houston, Oct. 27, 1985 (21 carries)
- 147 ..Jim Otis at Chicago, Dec. 14, 1975 (33 carries)
- 146 ..Johnny Johnson at Indianapolis, Dec. 20, 1992 (28 carries)
MacArthur Lane vs. Washington, Sept. 27, 1970 (28 carries)
Elmer Angsman vs. Green Bay, Oct. 10, 1948
- 145 ..Adrian Murrell vs. Philadelphia, Sept. 20, 1998 (22 carries)
Stump Mitchell at Philadelphia, Dec. 5, 1982 (25 carries)
Charley Trippi at Chicago Bears, Dec. 16, 1951
- 144 ..Ollie Matson vs. Cleveland, Sept. 30, 1956 (20 carries)
- 143 ..John David Crow vs. Dallas, Oct. 23, 1960 (24 carries)
- 141 ..Marcel Shipp vs. Cincinnati, Nov. 2, 2003 (29 carries)
- 140 ..Otis Anderson vs. N.Y. Giants, Dec. 9, 1979 (29 carries)
Jim Otis at Seattle, Sept. 12, 1976 (27 carries)
Bobby Joe Conrad vs. Washington, Sept. 27, 1957 (11 carries)
- 138 ..Beanie Wells vs. N.Y. Giants, Oct. 2, 2011 (27 carries)
- 136 ..Anthony Thompson vs. New England, Nov. 25, 1990 (28 carries)
Otis Anderson at New England, Dec. 2, 1984 (30 carries)
Otis Anderson vs. Minnesota, Oct. 30, 1983 (24 carries)
Joe Childress at Philadelphia, Sept. 22, 1963 (29 carries)
John David Crow at Washington, Nov. 20, 1960 (15 carries)
- 135 ..Marcel Shipp vs. Oakland, Nov. 24, 2002 (16 carries)
Ronald Moore vs. N.Y. Giants, Dec. 26, 1993 (23 carries)
Prentice Gautt at Philadelphia, Oct. 1, 1961 (15 carries)
- 134 ..Adrian Peterson vs. Tampa Bay, Oct. 15, 2017 (26 carries)
John David Crow at Philadelphia, Oct. 9, 1960 (16 carries)
- 133 ..Michael Pittman vs. Detroit, Nov. 14, 1999 (23 carries)
Otis Anderson at Philadelphia, Sept. 25, 1983 (29 carries)
Terry Metcalf at Philadelphia, Sept. 1, 1973 (16 carries)
- 132 ..MacArthur Lane vs. New Orleans, Oct. 11, 1970 (16 carries)
- 130 ..Otis Anderson vs. Seattle, Nov. 13, 1983 (29 carries)
Otis Anderson at Baltimore, Nov. 22, 1981 (29 carries)
Donny Anderson vs. N.Y. Giants, Oct. 28, 1973 (18 carries)
Johnny Roland at Washington, Nov. 5, 1967 (25 carries)
Ollie Matson vs. Pittsburgh, Nov. 5, 1955 (13 carries)
Charley Trippi vs. Washington, Sept. 26, 1949
- 129 ..Stump Mitchell vs. Washington, Dec. 21, 1985 (12 carries)
Otis Anderson vs. San Francisco, Dec. 2, 1979 (27 carries)
- 128 ..Edgerrin James vs. Seattle, Sept. 16, 2007 (24 carries)
Cid Edwards vs. Pittsburgh, Nov. 30, 1969 (13 carries)
Bill Thornton at Philadelphia, Nov. 22, 1964 (12 carries)
- 127 ..LaRod Stephens-Howling at Atlanta, Nov. 18, 2012 (22 carries)
Emmitt Smith vs. New Orleans, Oct. 3, 2004 (21 carries)
- 126 ..Ronald Moore vs. L.A. Rams, Dec. 5, 1993 (29 carries)
Stump Mitchell at Tampa Bay, Oct. 12, 1986 (20 carries)
Otis Anderson at New Orleans, Oct. 5, 1980 (22 carries)
George Grosvenor vs. Chicago Bears, Nov. 29, 1936
- 125 ..MacArthur Lane at Philadelphia, Oct. 18, 1970 (15 carries)
Charley Trippi vs. N.Y. Giants, Oct. 30, 1949 (18 carries)
- 124 ..Johnny Roland vs. N.Y. Giants, Sept. 17, 1967 (21 carries)
- 123 ..Stump Mitchell vs. San Francisco, Sept. 18, 1983 (8 carries)
Wayne Morris at Washington, Nov. 19, 1978 (36 carries)
John Grigas at Detroit, Nov. 12, 1944 (25 carries)
- 122 ..Chris Johnson vs. Baltimore, Oct. 26, 2015 (18 carries)
Garrison Hearst at N.Y. Giants, Oct. 8, 1995 (23 carries), OT
Otis Anderson at Atlanta, Nov. 28, 1982 (20 carries)
Otis Anderson at Washington, Nov. 1, 1981 (18 carries)
Otis Anderson vs. Washington, Dec. 21, 1980 (22 carries)
Johnny Roland at Minnesota, Oct. 8, 1967 (17 carries)
- 121 ..Garrison Hearst at Detroit, Sept. 17, 1995 (22 carries)
Donny Anderson vs. N.Y. Giants, Nov. 11, 1972 (22 carries)
- 120 ..Johnny Johnson vs. Dallas, Oct. 14, 1990 (19 carries)
- 119 ..Otis Anderson at Indianapolis, Sept. 16, 1984 (23 carries)
Otis Anderson at L.A. Raiders, Dec. 11, 1983 (24 carries)
Terry Metcalf vs. Washington, Dec. 10, 1977 (19 carries)
Jim Otis at New York Giants, Dec. 12, 1976 (28 carries)
- 118 ..Ronald Moore at Washington, Oct. 15, 1995 (28 carries)
John David Crow vs. Dallas, Dec. 9, 1962 (18 carries)
- 117 ..Pat Harder vs. New York Yanks, Nov. 13, 1949 (13 carries)
John Grigas vs. Detroit, Nov. 5, 1944 (30 carries)
- 116 ..Jim Otis vs. Philadelphia, Oct. 19, 1975 (23 carries)
Johnny Roland at N.Y. Giants, Nov. 28, 1971 (24 carries)
Elmer Angsman vs. Detroit, Oct. 23, 1949
- 115 ..Tim Hightower at Atlanta, Sept. 19, 2010 (11 carries)
Edgerrin James vs. Seattle, Dec. 10, 2006 (26 carries)
Edgerrin James at St. Louis, Dec. 3, 2006 (26 carries)
Jim Otis at Philadelphia, Nov. 7, 1976 (27 carries)
Ollie Matson at Pittsburgh, Nov. 28, 1954 (10 carries)
- 114 ..Edgerrin James vs. Cleveland, Dec. 2, 2007 (24 carries)
- 113 ..David Johnson vs. Seattle, Oct. 23, 2016 (33 carries)
Otis Anderson vs. San Diego, Nov. 20, 1983 (28 carries)
Terry Metcalf at Seattle, Sept. 12, 1976 (16 carries)
- 112 ..Otis Anderson at Philadelphia, Nov. 18, 1979 (17 carries)
Jerry Latin at Detroit, Dec. 21, 1975 (15 carries)
Pat Harder vs. Chicago Bears, Dec. 1, 1946 (12 carries)
- 111 ..David Johnson vs. N.Y. Jets, Oct. 17, 2016 (22 carries)
Otis Anderson at N.Y. Giants, Nov. 18, 1984 (24 carries)
Derrick McAdoo at San Francisco, Oct. 18, 1987 (23 carries)
Stump Mitchell vs. N.Y. Giants, Dec. 13, 1987 (26 carries)
- 110 ..Chris Johnson vs. San Francisco, Sept. 27, 2015 (22 carries)
Beanie Wells at Detroit, Dec. 20, 2009 (17 carries)
Tim Hightower at St. Louis, Nov. 22, 2009 (14 carries)
Stump Mitchell at Cincinnati, Sept. 4, 1988 (22 carries)
Stump Mitchell at Tampa Bay, Sept. 18, 1988 (18 carries)
Earl Ferrell vs. Cleveland, Oct. 23, 1988 (18 carries)
Earl Ferrell at Dallas, Oct. 30, 1988 (19 carries)
Otis Anderson at Dallas, Oct. 7, 1984 (25 carries)
Otis Anderson vs. N.Y. Giants, Dec. 26, 1982 (30 carries)
- 109 ..Chris Johnson at Cleveland, Nov. 1, 2015 (30 carries)
Tim Hightower at St. Louis, Nov. 2, 2008 (22 carries)
Stump Mitchell vs. Miami, Sept. 30, 1984 (20 carries)
Otis Anderson vs. Washington, Dec. 12, 1982 (15 carries)
Otis Anderson at Houston, Oct. 7, 1979 (16 carries)
Otis Anderson at N.Y. Giants, Sept. 9, 1979 (31 carries)
Jim Otis vs. San Francisco, Oct. 31, 1976 (23 carries)
Jim Otis vs. Washington, Nov. 16, 1975 (23 carries)
Terry Metcalf vs. N.Y. Giants, Oct. 5, 1975 (15 carries)
Johnny Roland at Washington, Oct. 23, 1966 (20 carries)
Earl Ferrell vs. Washington, Sept. 25, 1988 (19 carries)
- 108 ..Johnny Johnson at N.Y. Giants, Oct. 21, 1990 (30 carries)
Stump Mitchell vs. N.Y. Giants, Oct. 24, 1983 (24 carries)
Dave Mann vs. Chicago, Nov. 27, 1955 (10 carries)
- 107 ..Michael Pittman vs. Cleveland, Oct. 8, 2000 (16 carries)
Adrian Murrell vs. Washington, Nov. 8, 1998 (23 carries)
Otis Anderson vs. Kansas City, Nov. 23, 1980 (16 carries)
Jim Otis vs. Baltimore, Dec. 4, 1976 (29 carries)
- 106 ..Emmitt Smith vs. Seattle, Oct. 24, 2004 (26 carries)
Otis Anderson at Kansas City, Oct. 2, 1983 (21 carries)
Johnny Roland vs. New Orleans, Dec. 3, 1967 (21 carries)
- 105 ..Edgerrin James at San Francisco, Dec. 24, 2006 (29 carries)
Otis Anderson at Washington, Nov. 11, 1979 (25 carries)
Otis Anderson at Dallas, Oct. 21, 1979 (20 carries)
Donny Anderson at Cincinnati, Oct. 25, 1973 (18 carries)
- 104 ..LaRod Stephens-Howling at Minnesota, Oct. 21, 2012 (20 carries)
Otis Anderson vs. Green Bay, Sept. 29, 1985 (20 carries)
Charley Trippi vs. Boston, Oct. 24, 1948 (9 carries)



- 103 ..David Johnson at Minnesota, Nov. 20, 2016 (22 carries)
Chris Johnson at Detroit, Oct. 11, 2015 (11 carries)
Garrison Hearst vs. Minnesota, Nov. 12, 1995 (18 carries), OT
Johnny Johnson vs. Green Bay, Nov. 18, 1990 (15 carries)
Charley Trippi vs. Detroit, Nov. 7, 1948 (10 carries)
- 102 ..Edgerrin James vs. St. Louis, Dec. 30, 2007 (24 carries)
Johnny Johnson vs. San Francisco, Nov. 1, 1992 (26 carries)
Ottis Anderson at Philadelphia, Dec. 20, 1981 (19 carries)
Wayne Morris at New Orleans, Oct. 5, 1980 (22 carries)
Donny Anderson vs. Chicago, Oct. 29, 1972 (18 carries)
Bill Triplett vs. Cleveland, Dec. 1, 1963 (16 carries)
- 101 ..Jim Otis vs. N.Y. Giants, Oct. 5, 1975 (20 carries)
Stump Mitchell vs. Washington, Dec. 6, 1987 (20 carries)
Stump Mitchell at Tampa Bay, Dec. 20, 1987 (23 carries)
- 100 ..Kerwyn Williams vs. Kansas City, Dec. 7, 2014 (19 carries)
Edgerrin James vs. Seattle, Dec. 28, 2008 (14 carries)
Edgerrin James at San Francisco, Sept. 7, 2008 (26 carries)
Ottis Anderson at Dallas, Nov. 16, 1980 (31 carries)
Terry Metcalf at Atlanta, Dec. 9, 1973 (18 carries)
John Grigas at Washington, Oct. 29, 1944 (30 carries)
George Grosvenor vs. Green Bay, Dec. 6, 1936 (35 carries)
Doug Russell vs. Chicago Bears, Dec. 1, 1935

PASSING YARDS

- 522 ..Boomer Esiason at Washington, Nov. 10, 1996 (35-59), OT
484 ..Kurt Warner vs. San Francisco, Nov. 25, 2007 (34-48), OT
472 ..Kurt Warner at N.Y. Jets, Sept. 28, 2008 (40-57)
468 ..Neil Lomax at Washington, Dec. 16, 1984 (37-46)
465 ..Jake Plummer vs. Dallas, Nov. 15, 1998 (31-56)
457 ..Neil Lomax at San Diego, Sept. 20, 1987 (32-61)
431 ..Steve Beuerlein at Seattle, Dec. 19, 1993 (34-53), OT
428 ..Charley Johnson vs. Pittsburgh, Oct. 13, 1963 (21-42)
421 ..Carson Palmer at Pittsburgh, Oct. 18, 2015 (29-45)
419 ..Carson Palmer at Jacksonville, Nov. 17, 2013 (30-42)
413 ..Dave Krieg vs. Atlanta, Nov. 26, 1995 (27-43), OT
407 ..Carson Palmer vs. San Francisco, Dec. 29, 2013 (28-49)
405 ..Matt Leinart at Minnesota, Nov. 26, 2006 (31-51)+
398 ..Josh McCown vs. Carolina, Oct. 9, 2005 (29-46)
396 ..Jake Plummer vs. Green Bay, Jan. 2, 2000 (35-57)
395 ..Kurt Warner at Seattle, Nov. 16, 2008 (32-44)
394 ..Jake Plummer vs. New Orleans, Dec. 20, 1998 (32-44)
390 ..Neil Lomax at Philadelphia, Dec. 7, 1986 (30-48), OT
388 ..Jake Plummer at N.Y. Giants, Nov. 16, 1997 (22-33)
Neil Lomax vs. Dallas, Nov. 11, 1984 (27-52)
386 ..Charley Johnson vs. Philadelphia, Dec. 16, 1962 (17-32)
385 ..Josh McCown vs. San Francisco, Oct. 2, 2005 (32-46), (Mexico City)
Neil Lomax at Green Bay, Jan. 8, 1983 (32-51)*
384 ..Neil Lomax vs. Philadelphia, Dec. 11, 1988 (29-50)
383 ..Chris Chandler at Dallas, Sept. 20, 1992 (28-43)
Charley Johnson at Philadelphia, Sept. 19, 1965 (20-43)
381 ..Kurt Warner at Carolina, Oct. 26, 2008 (35-49)
Timm Rosenbach vs. N.Y. Giants, Dec. 23, 1990 (23-41)
379 ..Kurt Warner vs. Green Bay, Jan. 10, 2010 (29-33)*
377 ..Kurt Warner vs. Pittsburgh, Feb. 1, 2009 (31-43)* (SB XLIII)
376 ..Carson Palmer vs. San Francisco, Nov. 13, 2016 (30-49)
374 ..Carson Palmer at Cleveland, Nov. 1, 2015 (23-38)
Charley Johnson vs. New Orleans, Nov. 2, 1969 (20-37)
371 ..Charley Johnson vs. Philadelphia, Dec. 13, 1964 (28-49)
369 ..Kurt Warner vs. Atlanta, Dec. 23, 2007 (35-52), OT
Neil Lomax at Atlanta, Nov. 29, 1987 (25-42)
367 ..Boomer Esiason vs. Philadelphia, Dec. 24, 1996 (24-43)
366 ..Kent Graham vs. St. Louis, Sept. 27, 1996 (37-58) OT
365 ..Charley Johnson at N.Y. Giants, Nov. 4, 1962 (26-41)
363 ..Carson Palmer at Carolina, Oct. 30, 2016 (35-46)
Carson Palmer at Seattle, Nov. 15, 2015 (29-47)
361 ..Kurt Warner vs. Miami, Sept. 14, 2008 (19-24)
Neil Lomax vs. Washington, Oct. 21, 1984 (20-38)
359 ..Kurt Warner at Detroit, Nov. 13, 2005 (29-45)
358 ..Jeff Blake at Detroit, Sept. 7, 2003 (28-46)
357 ..Carson Palmer vs. San Francisco, Oct. 1, 2017 (33-51) OT
356 ..Carson Palmer at St. Louis, Dec. 6, 2015 (26-40)
Kurt Warner at San Diego, Dec. 31, 2006 (22-32)
354 ..Kurt Warner at San Francisco, Dec. 4, 2005 (29-45)
Neil Lomax at Dallas, Oct. 7, 1984 (19-29)
353 ..Neil Lomax vs. N.Y. Giants, Nov. 13, 1988 (23-35)
Jim Hart vs. Minnesota, Nov. 11, 1974 (28-42)
Jim Hart vs. Pittsburgh, Nov. 10, 1968 (17-40)
352 Carson Palmer vs. St. Louis, Oct. 4, 2015 (29-46)
351 ..Kurt Warner vs. N.Y. Giants, Nov. 23, 2008 (35-52)
349 ..Carson Palmer vs. Green Bay, Jan. 16, 2016 (25-41)*

- 346 ..Jim Hart vs. Dallas, Oct. 17, 1976 (22-33)
344 ..Jim Hart vs. Atlanta, Nov. 9, 1980 (25-43)
343 ..Kurt Warner at St. Louis, Nov. 2, 2008 (22-33)
Shaun King at Carolina, Nov. 21, 2004 (28-52)
342 ..Carson Palmer vs. Seattle, Oct. 23, 2016 (29-49)
Neil Lomax at L.A. Rams, Oct. 2, 1988 (28-43)
341 ..Neil Lomax vs. L.A. Rams, Nov. 4, 1984 (34-52)
340 ..Kurt Warner vs. Seattle, Nov. 15, 2009 (29-38)
339 ..Kent Graham at Tampa Bay, Sept. 28, 1997 (31-52)
337 ..Kurt Warner vs. Seattle, Dec. 9, 2007 (28-46)
Jake Plummer vs. Washington, Dec. 7, 1997 (19-38)
334 ..Kurt Warner vs. Seattle, Nov. 6, 2005 (29-48)
Jake Plummer vs. Detroit, Nov. 18, 2001 (21-33)
Steve Beuerlein at San Francisco, Oct. 24, 1993 (26-50)
Jim Hart vs. Philadelphia, Dec. 17, 1972 (19-30)
333 ..Jim Hart vs. Atlanta, Dec. 17, 1978 (22-40)
332 ..Carson Palmer at Indianapolis, Sept. 17, 2017 (16-13) OT
Kurt Warner vs. Indianapolis, Sept. 27, 2009 (30-52)
Neil Lomax at Washington, Oct. 16, 1988 (26-44)
329 ..Carson Palmer vs. Philadelphia, Oct. 26, 2014 (20-42)
Jim Hart at Cincinnati, Nov. 25, 1979 (23-38)
328 ..Kurt Warner vs. San Francisco, Nov. 10, 2008 (32-42)
327 ..Carson Palmer at St. Louis, Sept. 8, 2013 (26-40)
Kurt Warner vs. St. Louis, Sept. 18, 2005 (29-42)
325 ..Carson Palmer vs. Dallas, Sept. 25, 2017 (17-28)
324 ..Kevin Kolb vs. Miami, Sept. 30, 2012 (29-48)
Dave Krieg at Dallas, Sept. 24, 1995 (24-33)
Jim Hart at L.A. Rams, Nov. 14, 1976 (20-33)
323 ..Neil Lomax vs. San Francisco, Nov. 6, 1988 (25-41)
322 ..Derek Anderson vs. Seattle, Nov. 14, 2010 (23-45)
Jim Hart vs. N.Y. Giants, Sept. 7, 1980 (18-31)
320 ..Buddy Humphrey vs. N.Y. Giants, Nov. 21, 1965 (22-39)
Paul Christman vs. Detroit, Sept. 28, 1947
319 ..Neil Lomax at Dallas, Nov. 28, 1985 (28-43)
318 ..Carson Palmer vs. New Orleans, Dec. 18, 2016 (28-40)
Jake Plummer at N.Y. Giants, Sept. 3, 2000 (28-49)
317 ..Carson Palmer vs. Cincinnati, Nov. 22, 2015 (20-31)
Jay Schroeder at Atlanta, Dec. 24, 1995 (16-42)
Jim Hart vs. Green Bay, Oct. 30, 1967 (26-29)
316 ..Ryan Lindley at San Francisco, Dec. 28, 2014 (23-39)
315 ..John Skelton at Philadelphia, Nov. 13, 2011 (21-40)
Kurt Warner vs. Jacksonville, Nov. 27, 2005 (29-46)
Charley Johnson vs. Philadelphia, Dec. 8, 1963 (14-29)
314 ..Carson Palmer vs. Indianapolis, Nov. 24, 2013 (26-37)
Neil Lomax vs. Dallas, Dec. 27, 1987 (28-54)
Neil Lomax vs. Tampa Bay, Nov. 8, 1987 (25-36)
Jim Hart at Dallas, Sept. 28, 1975 (15-32)
313 ..John Skelton vs. Cleveland, Dec. 18, 2011 (28-46)
Kurt Warner vs. St. Louis, Dec. 27, 2009 (24-38)
Jim Hart vs. Detroit, Oct. 1, 1967 (19-27)
312 ..Ryan Lindley vs. St. Louis, Nov. 25, 2012 (31-52)
Tom Tupa vs. New England, Sept. 29, 1991 (17-28)
311 ..Carson Palmer vs. San Francisco, Sept. 27, 2015 (20-32)
310 ..Carson Palmer vs. Minnesota, Dec. 10, 2015 (25-35)
Charley Johnson at Cleveland, Sept. 26, 1965 (11-19)
309 ..Kevin Kolb vs. Carolina, Sept. 11, 2011 (18-27)
308 ..Dave Krieg vs. Kansas City, Oct. 1, 1995 (25-41)
Neil Lomax vs. Miami, Sept. 30, 1984 (22-37)
307 ..Carson Palmer vs. New Orleans, Sept. 13, 2015 (19-32)
Josh McCown vs. San Francisco, Dec. 12, 2004 (26-44)
Jeff Blake at Pittsburgh, Nov. 9, 2003 (23-43)
306 ..Drew Stanton vs. Detroit, Nov. 16, 2014 (21-32)
John Skelton at Green Bay, Nov. 4, 2012 (23-46)
Jim Hart vs. Washington, Sept. 23, 1979 (24-43)
Charley Johnson at Cleveland, Oct. 26, 1969 (15-30)
Charley Johnson at N.Y. Giants, Nov. 1, 1964 (15-29)
Pat Coffey vs. Chicago Bears, 1937
305 ..Dave Krieg at N.Y. Giants, Oct. 8, 1995 (23-38), OT
Jim Hart at Washington, Nov. 1, 1981 (24-39)
304 ..Carson Palmer vs. Tampa Bay, Sept. 18, 2016 (17-30)
Carson Palmer vs. San Diego, Sept. 8, 2014 (24-37)
302 ..Carson Palmer at Philadelphia, Dec. 1, 2013 (24-41)
Kurt Warner vs. Houston, Oct. 11, 2009 (26-38)
Charley Johnson vs. Dallas, Dec. 9, 1962 (13-27)
301 ..Kurt Warner vs. San Francisco, Sept. 10, 2006 (23-37)
Timm Rosenbach vs. Philadelphia, Dec. 29, 1990 (19-31)
Charley Johnson vs. Pittsburgh, Oct. 13, 1963 (21-42)
300 ..Carson Palmer vs. Washington, Dec. 4, 2016 (30-46)
Kurt Warner vs. St. Louis, Dec. 30, 2007 (23-39)
Neil Lomax vs. N.Y. Giants, Dec. 9, 1984 (23-33)



RECEIVING YARDS

256	..Sonny Randle at N.Y. Giants, Nov. 4, 1962 (16 rec., TD)
217	..Anquan Boldin at Detroit, Sept. 7, 2003 (10 rec., 2 TD)
212	..Jackie Smith vs. Pittsburgh, Oct. 13, 1963 (9 rec., 2 TD)
198	..Sonny Randle at Cleveland, Sept. 26, 1965 (7 rec., 3 TD)
197	..John Gilliam at Pittsburgh, Oct. 6, 1969 (10 rec., TD)
196	..John Brown at Pittsburgh, Oct. 18, 2015 (10 rec.)
	Roy Green at Washington, Dec. 16, 1984 (8 rec., 2 TD)
193	..Michael Floyd at Jacksonville, Nov. 17, 2013 (6 rec., TD)
192	..John Gilliam at Cleveland, Oct. 26, 1969 (4 rec., 3 TD)
190	..Frank Sanders vs. Dallas, Nov. 15, 1998 (11 rec., TD)
189	..Roy Green at Dallas, Oct. 7, 1984 (8 rec., 2 TD)
188	..Rob Moore vs. Pittsburgh, Nov. 30, 1997 (8 rec.)
	Frank Sanders at N.Y. Giants, Nov. 16, 1997 (9 rec., TD)
187	..Mel Gray at N.Y. Giants, Oct. 25, 1975 (7 rec., 2 TD)
186	..Anquan Boldin at Seattle, Nov. 16, 2008 (13 rec.)
184	..David Boston at Cincinnati, Dec. 3, 2000 (9 rec., 2 TD)
183	..Roy Green at Indianapolis, Sept. 16, 1984 (8 rec., 2 TD)
	Dave Stief vs. Atlanta, Dec. 17, 1978 (9 rec., TD)
181	..Anquan Boldin at Baltimore, Sept. 23, 2007 (14 rec., 2 TD)
176	..Roy Green vs. N.Y. Giants, Nov. 13, 1988 (9 rec., TD)
	Larry Fitzgerald vs. Green Bay, Jan. 16, 2016 (8 rec., TD)*
175	..Taz Anderson vs. Philadelphia, Dec. 16, 1962 (8 rec.)
172	..Larry Fitzgerald at Minnesota, Nov. 26, 2006 (11 rec.)
	Larry Centers vs. Dallas, Dec. 25, 1995 (12 rec.)
171	..Larry Fitzgerald vs. St. Louis, Dec. 30, 2007 (11 rec., 2 TD)
170	..Roy Green vs. Dallas, Sept. 19, 1982 (10 rec., TD)
167	..Gus Tinsley vs. Cleveland, Nov. 27, 1938 (6 rec., TD)
166	..Michael Floyd at San Francisco, Dec. 30, 2012 (8 rec., TD)
	Larry Fitzgerald at Carolina, Jan. 10, 2009 (8 rec., TD)*
	Roy Green at Seattle, Sept. 17, 1989 (8 rec., 3 TD)
	Ernie Jones vs. Philadelphia, Dec. 10, 1988 (6 rec., TD)
	Roy Green vs. Chicago, Oct. 14, 1984 (6 rec.)
	John Gilliam vs. Philadelphia, Nov. 21, 1971 (6 rec.)
165	..Bob Shaw vs. Baltimore, Oct. 2, 1950 (8 rec., 5 TD)

164	..Dave Williams vs. New Orleans, Nov. 2, 1969 (8 rec., 4 TD)
163	..Roy Green vs. Washington, Oct. 21, 1984 (6 rec., 2 TD)
	Don Stonesifer vs. Washington, Nov. 21, 1954
162	..Anquan Boldin vs. Atlanta, Dec. 23, 2007 (13 rec., 2 TD), OT
	Anquan Boldin vs. Carolina, Oct. 9, 2005 (10 rec., TD)
	Woodley Lewis at Philadelphia, Dec. 15, 1957 (6 rec., 3 TD)
161	..Billy Stacy vs. N.Y. Giants, Oct. 8, 1961 (3 rec., TD)
	Ollie Matson at Pittsburgh, Nov. 28, 1954 (5 rec., TD)
160	..Larry Fitzgerald vs. Philadelphia, Oct. 26, 2014 (7 rec., TD)
	Mal Kutner vs. Detroit, Sept. 28, 1947 (7 rec., TD)

SACKS

4.5...	Curtis Greer vs. Philadelphia, Dec. 18, 1983
4.0...	Bertrand Berry vs. N.Y. Giants, Nov. 14, 2004
3.0...	Dwight Freeneys vs. Green Bay, Dec. 27, 2015
3.0...	Calais Campbell at Seattle, Nov. 23, 2014
3.0...	John Abraham vs. St. Louis, Dec. 8, 2013
3.0...	John Abraham vs. Houston, Nov. 10, 2013
3.0...	Darnell Dockett at New Orleans, Sept. 22, 2013
3.0...	Darnell Dockett at Tennessee, Nov. 29, 2009
3.0...	Darnell Dockett vs. Pittsburgh, Feb. 1, 2009* (SB XLIII)*
3.0...	Bertrand Berry at Oakland, Oct. 22, 2006
3.0...	Adrian Wilson at St. Louis, Nov. 20, 2005
3.0...	Simone Rice at Philadelphia, Nov. 19, 2000
3.0...	Ken Harvey at Washington, Sept. 12, 1993
3.0...	Ken Harvey at Dallas, Nov. 3, 1991
3.0...	Ken Harvey at Atlanta, Dec. 9, 1990
3.0...	Freddie Joe Nunn at Dallas, Oct. 30, 1988
3.0...	Freddie Joe Nunn at Tampa Bay, Dec. 20, 1987
3.0...	Curtis Greer vs. Dallas, Sept. 13, 1987
3.0...	Al Baker vs. Philadelphia, Dec. 18, 1983
3.0...	E.J. Junior at N.Y. Giants, Dec. 4, 1983
3.0...	David Galloway vs. Seattle, Nov. 13, 1983
3.0...	Curtis Greer vs. Dallas, Sept. 11, 1983

*Playoff Game +NFL rookie record ^Super Bowl record

LONGEST PLAYS

LONGEST RUNS

83	...John David Crow vs. Washington, Oct. 4, 1958 (TD)
82	...Elmer Angsman vs. Detroit, Oct. 23, 1949 (TD)
80	...Andre Ellington vs. Atlanta, Oct. 27, 2013 (TD)
	Tim Hightower at Atlanta, Sept. 19, 2010 (TD)
	Paddy Driscoll vs. Kansas City, Oct. 18, 1925 (TD)
79	...Ollie Matson vs. Pittsburgh, Nov. 25, 1956
	Ollie Matson vs. Washington, Nov. 21, 1954
78	...Charles Belden vs. Frankford, Oct. 25, 1930 (TD)
76	...Otis Anderson vs. Dallas, Sept. 2, 1979 (TD)
75	...Otis Anderson at Philadelphia, Nov. 18, 1979
	Terry Metcalf at Washington, Sept. 22, 1974 (TD)
	MacArthur Lane at Philadelphia, Oct. 18, 1970
	Ollie Matson vs. Pittsburgh, Nov. 28, 1954
	Mickey McDonald vs. Minneapolis, Oct. 13, 1929 (TD)
74	...Adrian Murrell at Dallas, Jan. 2, 1999#
	MacArthur Lane vs. New Orleans, Oct. 11, 1970 (TD)
72	...Elmer Angsman vs. Green Bay, Oct. 10, 1948 (TD)
71	...Beanie Wells at St. Louis, Nov. 27, 2011
	Pat Harder vs. N.Y. Giants, Oct. 17, 1948 (TD)
70	...Tim Hightower at New Orleans, Jan. 16, 2010 (TD)#
	LeShon Johnson at New Orleans, Sept. 22, 1996 (TD)
	Johnny Roland at Washington, Nov. 5, 1967
66	...LeShon Johnson vs. St. Louis, Sept. 27, 1996 (OT)
	Willis Crenshaw vs. Cleveland, Dec. 14, 1968 (TD)
64	...Stump Mitchell vs. Washington, Dec. 21, 1985
	Otis Anderson vs. Washington, Dec. 12, 1982
63	...Andre Ellington at Detroit, Oct. 11, 2015 (TD)
	Bill Triplett at Pittsburgh, Sept. 29, 1963
62	...Chris Johnson vs. Baltimore, Oct. 26, 2015
	Terry Metcalf vs. Dallas, Oct. 9, 1977 (TD)
	Bill Thornton at Philadelphia, Nov. 22, 1964 (TD)
	Troy Hambrick at Miami, Nov. 7, 2004
61	...Elmer Angsman vs. Green Bay, Nov. 24, 1946 (TD)
60	...Stump Mitchell vs. Philadelphia, Nov. 17, 1985
59	...Bill Triplett at N.Y. Giants, Oct. 31, 1965 (TD)
58	...David Johnson vs. N.Y. Jets, Oct. 17, 2016 (TD)
	Thomas Jones at Seattle, Sept. 15, 2002 (TD)
	Michael Pittman vs. Detroit, Nov. 14, 1999 (TD)

57	...Garrison Hearst vs. New England, Oct. 10, 1993
	Jerry Latin at Detroit, Dec. 21, 1975 (TD)
	John David Crow at Washington, Oct. 4, 1964
	John David Crow vs. Pittsburgh, Dec. 18, 1960
56	...J.J. Nelson at Miami, Dec. 11, 2016 (TD)
	Marcel Shipp at Philadelphia, Nov. 17, 2002
	LeShon Johnson at New Orleans, Sept. 22, 1996 (TD)
	Bobby Joe Conrad vs. Washington, Sept. 27, 1959 (TD)
55	...Bill Thornton at Minnesota, Oct. 6, 1963 (TD)
	Frank Mestrik vs. Washington, Nov. 5, 1960
54	...Donny Anderson vs. N.Y. Giants, Oct. 28, 1973
	Johnny Roland vs. New Orleans, Dec. 3, 1967 (TD)
	Prentice Gautt at Philadelphia, Oct. 1, 1961 (TD)
53	...Beanie Wells at St. Louis, Nov. 27, 2011
52	...LaRod Stephens-Howling at Atlanta, Nov. 18, 2012
	Otis Anderson at N.Y. Giants, Nov. 30, 1980
	Terry Metcalf at N.Y. Jets, Nov. 23, 1975
51	...Otis Anderson at Dallas, Nov. 16, 1980 (TD)
50	...Tim Hightower at St. Louis, Nov. 22, 2009
	Terry Metcalf at Philadelphia, Sept. 16, 1973
	Johnny Roland at Washington, Oct. 23, 1966
	John David Crow vs. Dallas, Oct. 23, 1960

LONGEST PASS PLAYS

98	...Jim Hart to Ahmad Rashad vs. L.A. Rams, Dec. 10, 1972
	Ogden Compton to Dick Lane at Green Bay, Nov. 13, 1955 (TD)
	Doug Russell to Gaynell Tinsley vs. Cleveland, Nov. 27, 1988 (TD)
97	...Pat Coffee to Gaynell Tinsley vs. Chicago, Dec. 5, 1937 (TD)
93	...Neil Lomax to Ernie Jones vs. Philadelphia, Dec. 10, 1988 (TD)
91	...Carson Palmer to Michael Floyd at Jacksonville, Nov. 17, 2013 (TD)
	M.C. Reynolds to John David Crow at Cleveland, Oct. 12, 1958 (TD)
86	...Charley Johnson to Sonny Randle at Dallas, Oct. 28, 1962 (TD)
85	...M.C. Reynolds to Woodley Lewis vs. Washington, Sept. 27, 1959 (TD)
84	...Charley Johnson to John Gilliam at Cleveland, Oct. 26, 1969 (TD)
83	...Neil Lomax to Roy Green vs. Washington, Oct. 21, 1984 (TD)
	Lamar McHan to Gern Nagler vs. Washington, Oct. 6, 1957
82	...Paul Chulpan to Bill Dewell vs. Chicago Bears, Oct. 6, 1946 (TD)
81	...Logan Thomas to Andre Ellington at Denver, Oct. 5, 2014 (TD)
	Gary Hammond to Jackie Smith vs. Dallas, Oct. 13, 1974
	Frank Tripucka to Fran Polsfoot vs. Washington, Oct. 22, 1950 (TD)



- 80...Carson Palmer to J.J. Nelson at Seattle, Dec. 24, 2016 (TD)
Carson Palmer to Larry Fitzgerald vs. Philadelphia, Oct. 26, 2014 (TD)
Jake Plummer to Marcel Shipp at St. Louis, Dec. 15, 2002 (TD)
Jim Hart to Earl Thomas at Dallas, Sept. 28, 1975 (TD)
Jim Hart to Mel Gray vs. Dallas, Oct. 13, 1974
Gary Keithley to Mel Gray at N.Y. Giants, Nov. 18, 1973 (TD)
Pete Beathard to Mel Gray at Philadelphia, Dec. 12, 1971 (TD)
Jim Hart to Bobby Joe Conrad vs. Pittsburgh, Nov. 10, 1968 (TD)
Charley Johnson to Billy Gambrell vs. Green Bay at Miami, Jan. 5, 1965 (TD)#
Ralph Guglielmi to Bill Stacy vs. N.Y. Giants, Oct. 8, 1961 (TD)
Paul Christman to Boris Dimancheff vs. Chicago Bears, Dec. 14, 1947 (TD)
- 79...Jim Hart to John Gilliam at Detroit, Dec. 6, 1970
- 78...Matt Leinart to Larry Fitzgerald at New England, Dec. 21, 2008 (TD)
Steve Pisarkiewicz to Mel Gray vs. Philadelphia, Oct. 14, 1979 (TD)
Jim Hart to MacArthur Lane vs. N.Y. Giants, Dec. 13, 1970 (TD)
Charley Johnson to Willis Greshaw at Cleveland, Sept. 26, 1965 (TD)
Charley Johnson to Jackie Smith at N.Y. Giants, Nov. 1, 1964 (TD)
Charley Johnson to Joe Childress vs. Philadelphia, Dec. 8, 1963 (TD)
Sam Etcheverry to Taz Anderson vs. Dallas, Dec. 10, 1961
- 77...Tom Tupa to Don Holmes at L.A. Rams, Nov. 19, 1989 (TD)
Jim Hart to Mel Gray vs. San Francisco, Oct. 31, 1976 (TD)
Charley Johnson to Sonny Randle vs. Philadelphia, Dec. 16, 1961 (TD)
- 76...Jim Hart to Jackie Smith vs. New Orleans, Dec. 3, 1967 (TD)
- 75...*Carson Palmer to Larry Fitzgerald vs. Green Bay, Jan. 16, 2016 #*
Carson Palmer to John Brown vs. Philadelphia, Oct. 26, 2014 (TD)
Carson Palmer to Larry Fitzgerald at San Francisco, Oct. 13, 2013 (TD)
Kurt Warner to Larry Fitzgerald vs. Miami, Sept. 14, 2008
Neil Lomax to Pat Tilley at Baltimore, Nov. 22, 1981
Charley Johnson to John Gilliam at Cleveland, Oct. 26, 1969 (TD)
Lamar McHan to Dick Lane at Chicago Bears, Dec. 9, 1956
- 74...John Skelton to Andre Roberts vs. Dallas, Dec. 25, 2010 (TD)
Jim Hart to Mel Gray vs. N.Y. Giants, Nov. 5, 1978
Jim Hart to Mel Gray at N.Y. Jets, Nov. 23, 1975
Jim Hart to Jackie Smith vs. Philadelphia, Oct. 22, 1967 (TD)
Charley Johnson to Sonny Randle vs. Dallas, Dec. 9, 1962 (TD)
- 73...Kevin Kolb to LaRod Stephens-Howling vs. Pittsburgh, Oct. 23, 2011 (TD)
Kevin Kolb to Larry Fitzgerald at Washington, Sept. 18, 2011 (TD)



John David Crow holds claim to the longest run in club history, an 83-yard rush for a touchdown.

- 72...Chris Chandler to Ernie Jones N.Y. Giants, Oct. 11, 1992 (TD)
Tom Tupa to Ernie Jones vs. Dallas, Nov. 12, 1989 (TD)
Charley Johnson to Sonny Randle at Cleveland, Sept. 26, 1965 (TD)
Charley Johnson to Bobby Joe Conrad vs. Dallas, Dec. 9, 1962 (TD)
- 71...*Kurt Warner to Anquan Boldin vs. Atlanta, Jan. 3, 2009 (TD)#*
Dave Brown to Rob Moore at N.Y. Jets, Nov. 7, 1999
Jeff Blake to Anquan Boldin at Detroit, Sept. 7, 2003 (TD)
Neil Lomax to Roy Green at Dallas, Nov. 24, 1983 (TD)
Neil Lomax to Pat Tilley vs. San Diego, Nov. 20, 1983 (TD)
Tim Van Galder to Jackie Smith at Baltimore, Sept. 17, 1972
Jim Hart to Dave Williams vs. Pittsburgh, Nov. 10, 1968 (TD)
Charley Johnson to Bobby Joe Conrad at Pittsburgh, Oct. 17, 1965

Playoff Game

LONGEST PUNTS

- 84...Doug Russell vs. Chicago, Sept. 11, 1938
81...Mike Wood at N.Y. Giants, Dec. 10, 1978
75...Carl Birdsong at Philadelphia, Dec. 20, 1981
73...Rich Camarillo at Dallas, Sept. 20, 1992
70...Dave Zastudil at San Francisco, Dec. 30, 2012
69...Jerry Stovall vs. Cleveland, Dec. 1, 1963
68...Dave Zastudil vs. Miami, Sept. 30, 2012
Jeff Feagles at Minnesota, Dec. 1, 1996
Greg Cater at San Francisco, Oct. 18, 1987
- 67...Drew Butler at Atlanta, Nov. 30, 2014
Scott Player vs. Chicago, Oct. 11, 1998
Carl Birdsong at Tampa Bay, Nov. 10, 1985
Chuck Latourette vs. Pittsburgh, Nov. 12, 1967
- 66...Dave Zastudil vs. San Francisco, Dec. 11, 2011
Greg Horne vs. N.Y. Giants, Nov. 13, 1988
Carl Birdsong at Green Bay, Sept. 29, 1985
Carl Birdsong at Atlanta, Oct. 18, 1981
Larry Swider at Baltimore, Oct. 26, 1980
- 65...Dave Zastudil at Green Bay, Nov. 4, 2012
Ben Graham vs. San Francisco, Nov. 29, 2010
Carl Birdsong at Chicago, Dec. 19, 1982

LONGEST PUNT RETURNS

- 99...Patrick Peterson vs. St. Louis, Nov. 6, 2011 (TD)
95...Frank Bernardi at Washington, Oct. 14, 1956 (TD)
89...Patrick Peterson vs. Carolina, Sept. 11, 2011 (TD)
88...Phil Sarboe vs. N.Y. Giants, Oct. 27, 1935 (TD)
86...Chuck Latourette at New Orleans, Sept. 29, 1968 (TD)
Johnny Roland at Philadelphia, Oct. 2, 1966 (TD)
- 84...Ken Hall vs. Pittsburgh, Nov. 1, 1959 (TD)
82...Patrick Peterson at Baltimore, Oct. 30, 2011 (TD)
Don Paul vs. Philadelphia, Nov. 19, 1950 (TD)
- 80...Patrick Peterson at St. Louis, Nov. 27, 2011 (TD)
78...Ollie Matson vs. Cleveland, Dec. 11, 1955 (TD)
77...Lee Nelson at Chicago, Dec. 16, 1979
Ollie Matson vs. Chicago, Nov. 27, 1955 (TD)
- 76...Vai Sikahema vs. N.Y. Giants, Dec. 13, 1987 (TD)
75...*Charley Trippi vs. Philadelphia, Dec. 28, 1947 (TD)**
74...Johnny Roland at Dallas, Nov. 16, 1970 (TD)
Billy Stacy vs. N.Y. Giants, Nov. 22, 1959 (TD)
- 73...Steve Breaston vs. Pittsburgh, Sept. 30, 2007 (TD)
Bobby Joe Conrad vs. Philadelphia, Oct. 15, 1961 (TD)
- 71...Ted Ginn, Jr. at N.Y. Giants, Sept. 14, 2014 (TD)
Vai Sikahema vs. Tampa Bay, Dec. 21, 1986 (TD)
John Cochran vs. Green Bay, Nov. 27, 1949 (TD)
- 70...Willard Harrell at Washington, Nov. 19, 1978 (TD)
Jerry Davis vs. N.Y. Giants, Oct. 17, 1948 (TD)
- 69...Terry Metcalf vs. New England, Nov. 2, 1975 (TD)
Bobby Joe Conrad vs. N.Y. Giants, Nov. 22, 1959 (TD)
- 68...Willard Harrell vs. Pittsburgh, Sept. 16, 1979
Jim Burson at San Francisco, Sept. 27, 1964 (TD)
- 67...Charley Trippi vs. Pittsburgh, Nov. 14, 1948 (TD)
65...Johnny Bailey vs. Dallas, Nov. 22, 1992
64...Steve Breaston vs. Minnesota, Dec. 6, 2009
61...Vai Sikahema vs. N.Y. Giants, Oct. 5, 1986
60...Vai Sikahema vs. Tampa Bay, Dec. 21, 1986 (TD)
58...Johnny Bailey at Washington, Sept. 12, 1993 (TD)
57...Roy Green vs. Detroit, Dec. 7, 1980 (TD)
55...Arnold Jackson at Oakland, Dec. 2, 2001
54...Mark Bell at New Orleans, Oct. 5, 1980
53...Vai Sikahema at Washington, Oct. 8, 1989
51...Gary Hammond at N.Y. Giants, Nov. 18, 1973
50...Kevin Williams vs. Philadelphia, Nov. 2, 1997
Stump Mitchell vs. Washington, Sept. 20, 1981 (TD)

*Playoff game



LONGEST KICKOFF RETURNS

- 108 .. David Johnson at Chicago, Sept. 20, 2015 (TD)
- 106 .. Roy Green at Dallas, Oct. 21, 1979 (TD)
- 105 .. Frank Seno at N.Y. Giants, Oct. 20, 1946 (TD)
Ollie Matson at Washington, Oct. 14, 1956 (TD)
- 103 .. George Hoey vs. Philadelphia, Nov. 21, 1971 (TD)
- 102 .. LaRod Stephens-Howling vs. Oakland, Sept. 26, 2010 (TD)
Doug Russell vs. Cincinnati, Sept. 23, 1934 (TD)
- 101 .. Ollie Matson vs. Pittsburgh, Nov. 23, 1958 (TD)
- 100 .. Ollie Matson vs. Chicago, Oct. 5, 1952 (TD)
John Gilliam at Green Bay, Dec. 21, 1969 (TD)
Josh Scobey at St. Louis, Sept. 28, 2003 (TD)
- 99... LaRod Stephens-Howling at Tennessee, Nov. 29, 2009 (TD)
J.J. Arrington at Minnesota, Nov. 26, 2006 (TD)
- 98... MarTay Jenkins at Minnesota, Nov. 12, 2000 (TD)
- 97... Don Shy vs. Washington, Sept. 23, 1973 (TD)
- 96... LaRod Stephens-Howling at Minnesota, Nov. 7, 2010 (TD)
- 95... MarTay Jenkins at Seattle, Sept. 15, 2002 (TD)
- 94... Terry Metcalf vs. Cleveland, Sept. 24, 1974 (TD)
Roy Shivers at Cleveland, Sept. 25, 1966 (TD)
- 93... J.J. Arrington vs. Dallas, Oct. 12, 2008 (TD)
Terry Metcalf at Washington, Oct. 13, 1975 (TD)

LONGEST INTERCEPTION RETURNS

- 102 .. Greg Toler vs. Detroit, Dec. 16, 2012 (TD)
 - 99... Dominique Rodgers-Cromartie vs. St. Louis, Dec. 7, 2008 (TD)
Adrian Wilson at Atlanta, Oct. 1, 2006 (TD)
 - 96... Larry Wilson vs. Cleveland, Dec. 19, 1965 (TD)
 - 92... Leo Sanford at Pittsburgh, Sept. 26, 1955 (TD)
 - 91... Larry Wilson at Philadelphia, Oct. 2, 1966 (TD)
 - 88... Rashad Johnson at Atlanta, Nov. 30, 2014 (TD)
 - 82... Justin Bethel at Detroit, Sept. 10, 2017 (TD)
 - 80... Ralph Brown vs. Green Bay, Jan. 3, 2010
 - 79... Mike Sensibaugh vs. N.Y. Giants, Oct. 31, 1977 (TD)
 - 78... Kwamie Lassiter vs. Philadelphia, Dec. 5, 1999 (TD)
... Carl Allen at Chicago Bears, Dec. 16, 1979
 - 72... Patrick Peterson at Carolina, Jan. 24, 2016
Lorenzo Lynch vs. Seattle, Oct. 28, 1996 (TD)**+
 - 71... Rod Hood vs. Cleveland, Dec. 2, 2007 (TD)
 - 70... Renaldo Hill vs. St. Louis, Nov. 23, 2003 (TD)
Tommy Bennett at Philadelphia, Dec. 13, 1998 (TD)
Carl Allen vs. Philadelphia, Sept. 28, 1980 (TD)
 - 69... Pat Fischer vs. Philadelphia, Oct. 22, 1965 (TD)
 - 68... Rod Hood at St. Louis, Oct. 7, 2007 (TD)
Bob Nussbaumer at Green Bay, Oct. 16, 1949
 - 67... Leonard Smith vs. Green Bay, Sept. 29, 1985
- **+NFL record (Longest OT interception return for a touchdown in NFL history)**

LONGEST FUMBLE RETURNS

- 104 .. Aeneas Williams vs. Washington, Nov. 5, 2000 (TD)+
- 99... Adrian Wilson at Minnesota, Nov. 26, 2006 (TD)
- 93... James Sanders vs. Philadelphia, Sept. 23, 2012 (TD)
- 88... Larry Wilson at Green Bay, Dec. 21, 1969 (TD)
- 85... Eric Hill at L.A. Rams, Sept. 1, 1991 (TD)
- 83... Vince Banonis vs. N.Y. Giants, Nov. 30, 1947 (TD)
- 77... Mark Jackson vs. New Orleans, Oct. 11, 1987 (TD)
- 72... Steve Neils vs. Cleveland, Oct. 28, 1979 (TD)
- 71... Ron Yankowski at Washington, Sept. 22, 1974 (TD)
- 62... Larry Stallings vs. Chicago, Sept. 28, 1969 (TD)
- 60... Patrick Peterson vs. Miami, Sept. 30, 2012
- 58... Norm Thompson vs. L.A. Rams, Dec. 10, 1972 (TD)

+Equals NFL record



RB David Johnson returned a kickoff 108 yards for a TD against the Bears in 2015. It was the longest TD in franchise history and is tied for the second longest play in NFL history.

100-YARD RUSHING GAMES

Date	Player	Opponent	Att.	Yards
Nov. 5, 2017	Adrian Peterson	at San Francisco	37	159
Oct. 15, 2017	Adrian Peterson	vs. Tampa Bay	26	134
Nov. 20, 2016	David Johnson	at Minnesota	22	103
* Oct. 23, 2016	David Johnson	vs. Seattle	33	113
* Oct. 17, 2016	David Johnson	vs. N.Y. Jets	22	111
* Oct. 6, 2016	David Johnson	at San Francisco	27	157
Dec. 20, 2015	David Johnson - R	at Philadelphia	29	187
* Nov. 1, 2015	Chris Johnson	at Cleveland	30	109
* Oct. 26, 2015	Chris Johnson	vs. Baltimore	18	122
Oct. 11, 2015	Chris Johnson	at Detroit	11	103
Sept. 27, 2015	Chris Johnson	vs. San Francisco	22	110
Dec. 7, 2014	Kerwynn Williams	vs. Kansas City	19	100
Oct. 27, 2013	Andre Ellington - R	vs. Atlanta	15	154
Nov. 18, 2012	LaRod Stephens-Howling	at Atlanta	22	127
Oct. 21, 2012	LaRod Stephens-Howling	at Minnesota	20	104
Nov. 27, 2011	Beanie Wells	at St. Louis	27	228 #
Oct. 2, 2011	Beanie Wells	vs. N.Y. Giants	27	138
Dec. 12, 2010	Tim Hightower	vs. Denver	18	148
Sept. 19, 2010	Tim Hightower	at Atlanta	11	115
Dec. 20, 2009	Beanie Wells - R	at Detroit	17	110
Nov. 22, 2009	Tim Hightower	at St. Louis	14	110
Dec. 28, 2008	Edgerrin James	vs. Seattle	14	100
Nov. 2, 2008	Tim Hightower - R	at St. Louis	22	109
Sept. 7, 2008	Edgerrin James	vs. San Francisco	26	100

Date	Player	Opponent	Att.	Yards
Dec. 30, 2007	Edgerrin James	vs. St. Louis	24	102
Dec. 2, 2007	Edgerrin James	vs. Cleveland	24	114
Sep. 16, 2007	Edgerrin James	vs. Seattle	24	128
Dec. 24, 2006	Edgerrin James	at San Francisco	29	105
* Dec. 10, 2006	Edgerrin James	vs. Seattle	26	115
* Dec. 3, 2006	Edgerrin James	at St. Louis	26	115
Oct. 24, 2004	Emmitt Smith	vs. Seattle	26	106
Oct. 3, 2004	Emmitt Smith	vs. New Orleans	21	127
* Nov. 2, 2003	Marcel Shipp	vs. Cincinnati	29	141
* Oct. 26, 2003	Marcel Shipp	vs. San Francisco	35	165
Nov. 24, 2002	Marcel Shipp	vs. Oakland	16	135
Sept. 15, 2002	Thomas Jones	at Seattle	24	173
Oct. 8, 2000	Michael Pittman	vs. Cleveland	16	107
Nov. 14, 1999	Michael Pittman	vs. Detroit	23	133
Dec. 13, 1998	Adrian Murrell	at Philadelphia	32	174
Nov. 8, 1998	Adrian Murrell	vs. Washington	23	107
Sept. 20, 1998	Adrian Murrell	vs. Philadelphia	22	145
Sept. 22, 1996	LeShon Johnson	at New Orleans	21	214
Nov. 12, 1995	Garrison Hearst	vs. Minnesota	18	103
Oct. 15, 1995	Ronald Moore	vs. Washington	28	118
Oct. 8, 1995	Garrison Hearst	at N.Y. Giants	23	122
Sept. 17, 1995	Garrison Hearst	at Detroit	22	121
Dec. 26, 1993	Ronald Moore - R	vs. N.Y. Giants	23	135
Dec. 5, 1993	Ronald Moore - R	vs. L.A. Rams	29	126



Date	Player	Opponent	Att.	Yards
Nov. 7, 1993	Ronald Moore - R	vs. Philadelphia	36 #	160
* Dec. 20, 1992	Johnny Johnson	at Indianapolis	28	146
* Dec. 12, 1992	Johnny Johnson	vs. N.Y. Giants	36 #	156
Nov. 1, 1992	Johnny Johnson	vs. San Francisco	26	102
Nov. 25, 1990	Anthony Thompson - R	vs. New England	28	136
Nov. 18, 1990	Johnny Johnson - R	vs. Green Bay	15	103
& Oct. 21, 1990	Johnny Johnson - R	at N.Y. Giants	30	108
& Oct. 14, 1990	Johnny Johnson - R	vs. Dallas	19	120
* Oct. 30, 1988	Earl Ferrell	at Dallas	19	110
* Oct. 23, 1988	Earl Ferrell	vs. Cleveland	18	110
Sept. 25, 1988	Earl Ferrell	vs. Washington	19	109
Sept. 18, 1988	Stump Mitchell	at Tampa Bay	18	110
Sept. 4, 1988	Stump Mitchell	at Cincinnati	22	110
* Dec. 20, 1987	Stump Mitchell	at Tampa Bay	23	101
* Dec. 13, 1987	Stump Mitchell	vs. N.Y. Giants	26	111
* Dec. 6, 1987	Stump Mitchell	vs. Washington	20	101
Oct. 18, 1987	Derrick McAdoo - R	at San Francisco	23	111
Oct. 12, 1986	Stump Mitchell	at Tampa Bay	20	126
Dec. 21, 1985	Stump Mitchell	vs. Washington	12	129
Dec. 8, 1985	Stump Mitchell	vs. New Orleans	28	158
Nov. 17, 1985	Stump Mitchell	vs. Philadelphia	22	179
Oct. 27, 1985	Stump Mitchell	vs. Houston	21	148
Sept. 29, 1985	Ottis Anderson	vs. Green Bay	20	104
Dec. 2, 1984	Ottis Anderson	at New England	30	136
Nov. 18, 1984	Ottis Anderson	at N.Y. Giants	24	111
Oct. 7, 1984	Ottis Anderson	at Dallas	25	110
Sept. 30, 1984	Stump Mitchell	vs. Miami	20	109
Sept. 16, 1984	Ottis Anderson	at Indianapolis	23	119
* Dec. 18, 1983	Ottis Anderson	vs. Philadelphia	23	156
* Dec. 11, 1983	Ottis Anderson	at L.A. Raiders	24	119
& Nov. 20, 1983	Ottis Anderson	vs. San Diego	28	113
& Nov. 13, 1983	Ottis Anderson	vs. Seattle	29	130
Oct. 30, 1983	Ottis Anderson	vs. Minnesota	24	136
Oct. 24, 1983	Stump Mitchell	vs. N.Y. Giants	24	108
& Oct. 2, 1983	Ottis Anderson	at Kansas City	21	106
& Sept. 25, 1983	Ottis Anderson	at Philadelphia	29	133
Sept. 18, 1983	Stump Mitchell	vs. San Francisco	8	123
Dec. 26, 1982	Ottis Anderson	vs. N.Y. Giants	30	110
* Dec. 12, 1982	Ottis Anderson	vs. Washington	15	109
* Dec. 5, 1982	Stump Mitchell	at Philadelphia	25	145
Nov. 28, 1982	Ottis Anderson	at Atlanta	20	122
Dec. 20, 1981	Ottis Anderson	at Philadelphia	19	102
* Nov. 22, 1981	Ottis Anderson	at Baltimore	29	130
* Nov. 15, 1981	Ottis Anderson	vs. Buffalo	27	177
Nov. 1, 1981	Ottis Anderson	at Washington	18	122
Dec. 21, 1980	Ottis Anderson	vs. Washington	22	122
& Nov. 30, 1980	Ottis Anderson	at N.Y. Giants	31	168
& Nov. 23, 1980	Ottis Anderson	vs. Kansas City	16	107
& Nov. 16, 1980	Ottis Anderson	at Dallas	31	100
* Oct. 5, 1980	Ottis Anderson	at New Orleans	22	126
	Wayne Morris	at New Orleans	22	102
* Sept. 28, 1980	Ottis Anderson	vs. Philadelphia	27	151
& Dec. 9, 1979	Ottis Anderson - R	vs. N.Y. Giants	29	140
& Dec. 2, 1979	Ottis Anderson - R	vs. San Francisco	27	129
* Nov. 18, 1979	Ottis Anderson - R	at Philadelphia	17	112
* Nov. 11, 1979	Ottis Anderson - R	at Washington	25	105
* Nov. 4, 1979	Ottis Anderson - R	vs. Minnesota	25	164
Oct. 21, 1979	Ottis Anderson - R	at Dallas	20	104
Oct. 7, 1979	Ottis Anderson - R	at Houston	16	109
* Sept. 9, 1979	Ottis Anderson - R	at N.Y. Giants	31	109
* Sept. 2, 1979	Ottis Anderson - R	vs. Dallas	21	193
Nov. 19, 1978	Wayne Morris	at Washington	36 #	123
Dec. 10, 1977	Terry Metcalf	vs. Washington	19	119
Nov. 6, 1977	Wayne Morris	at Minnesota	27	182
* Dec. 12, 1976	Jim Otis	at New York Giants	28	119
* Dec. 4, 1976	Jim Otis	vs. Baltimore	29	107
& Nov. 7, 1976	Jim Otis	at Philadelphia	27	115
& Oct. 31, 1976	Jim Otis	vs. San Francisco	23	109
Sept. 12, 1976	Jim Otis	at Seattle	27	140
	Terry Metcalf	at Seattle	16	113
Dec. 21, 1975	Jerry Latin - R	at Detroit	15	112
Dec. 14, 1975	Jim Otis	at Chicago	33	147

Date	Player	Opponent	Att.	Yards
Nov. 16, 1975	Jim Otis	vs. Washington	23	109
Oct. 19, 1975	Jim Otis	vs. Philadelphia	23	116
Oct. 5, 1975	Jim Otis	vs. N.Y. Giants	20	101
	Terry Metcalf	vs. N.Y. Giants	15	109
Nov. 25, 1973	Donny Anderson	at Cincinnati	18	105
Dec. 9, 1973	Terry Metcalf - R	at Atlanta	18	100
Oct. 28, 1973	Donny Anderson	vs. N.Y. Giants	18	130
Sept. 16, 1973	Terry Metcalf - R	at Philadelphia	16	133
Nov. 19, 1972	Donny Anderson	vs. N.Y. Giants	22	121
Oct. 29, 1972	Donny Anderson	vs. Chicago	18	102
Nov. 28, 1971	Johnny Roland	at N.Y. Giants	24	116
* Oct. 18, 1970	MacArthur Lane	at Philadelphia	15	125
* Oct. 11, 1970	MacArthur Lane	vs. New Orleans	16	132
Sept. 27, 1970	MacArthur Lane	vs. Washington	28	146
Nov. 30, 1969	Cid Edwards	vs. Pittsburgh	13	128
Dec. 8, 1968	Willis Crenshaw	at N.Y. Giants	28	162
Dec. 3, 1967	Johnny Roland	vs. New Orleans	21	106
Nov. 5, 1967	Johnny Roland	at Washington	25	130
Oct. 8, 1967	Johnny Roland	at Minnesota	17	122
Sept. 17, 1967	Johnny Roland	vs. N.Y. Giants	21	124
Oct. 23, 1966	Johnny Roland - R	at Washington	20	109
Oct. 31, 1965	Bill Triplett	at N.Y. Giants	23	176
Nov. 22, 1964	Bill Thornton	at Philadelphia	12	128
Dec. 1, 1963	Bill Triplett	vs. Cleveland	16	102
Sept. 22, 1963	Joe Childress	at Philadelphia	29	136
Dec. 9, 1962	John David Crow	vs. Dallas	18	118
Oct. 1, 1961	Prentice Gautt	at Philadelphia	15	135
Dec. 18, 1960	John David Crow	vs. Pittsburgh	24	203
Nov. 20, 1960	John David Crow	at Washington	17	157
Oct. 23, 1960	John David Crow	vs. Dallas	24	143
Oct. 9, 1960	John David Crow	at Philadelphia	16	134
Sept. 27, 1959	Bobby Joe Conrad	vs. Washington	11	140
Oct. 20, 1957	Ollie Matson	vs. Washington	13	155
Nov. 25, 1956	Ollie Matson	vs. Pittsburgh	16	159
Sept. 30, 1956	Ollie Matson	vs. Cleveland	20	144
Nov. 20, 1955	Dave Mann - R	vs. Chicago Bears	10	108
Nov. 5, 1955	Ollie Matson	vs. Pittsburgh	13	130
* Nov. 28, 1954	Ollie Matson	at Pittsburgh	10	115
* Nov. 21, 1954	Ollie Matson	vs. Washington	8	163
Dec. 16, 1951	Charley Trippi	at Chicago Bears	13	145
Nov. 13, 1949	Pat Harder	vs. New York Yanks	13	117
* Oct. 30, 1949	Charley Trippi	vs. N.Y. Giants	18	125
* Oct. 23, 1949	Elmer Angsman	vs. Detroit	12	116
Sept. 26, 1949	Charley Trippi	vs. Washington	10	130
Nov. 7, 1948	Charley Trippi	vs. Detroit	10	103
Oct. 24, 1948	Charley Trippi	vs. Boston	9	104
Oct. 10, 1948	Elmer Angsman	vs. Green Bay	18	146
Dec. 28, 1947	Elmer Angsman	vs. Philadelphia	10	159
Dec. 1, 1946	Pat Harder - R	vs. Chicago Bears	12	112
* Nov. 12, 1944	John Grigas	at Detroit	25	123
* Nov. 5, 1944	John Grigas	vs. Detroit	30	117
* Oct. 29, 1944	John Grigas	at Washington	30	100
Dec. 6, 1936	George Grosvenor	vs. Green Bay	35	100
Nov. 29, 1936	George Grosvenor	vs. Chicago Bears	--	126
Dec. 1, 1935	Doug Russell	vs. Chicago Bears	--	100

Career 100-Yard Rushers (174 Total)

Ottis Anderson - 34; Stump Mitchell - 14; Jim Otis - 9; Edgerrin James - 8; Johnny Johnson - 6; Ollie Matson - 6; Johnny Roland - 6; John David Crow - 5; David Johnson - 5; Terry Metcalf - 5; Charley Trippi - 5; Donny Anderson - 4; Tim Hightower - 4; Chris Johnson - 4; Ronald Moore - 4; Earl Ferrell - 3; John Grigas - 3; Garrison Hearst - 3; MacArthur Lane - 3; Wayne Morris - 3; Adrian Murrell - 3; Marcel Shipp - 3; Beanie Wells - 3; Elmer Angsman - 2; George Grosvenor - 2; Pat Harder - 2; Adrian Peterson - 2; Michael Pittman - 2; Emmitt Smith - 2; LaRod Stephens-Howling - 2; Bill Triplett - 2; One Each: Joe Childress; Bobby Joe Conrad; Willis Crenshaw; Cid Edwards; Andre Ellington; Prentice Gautt; LeShon Johnson; Thomas Jones; Jerry Latin; Dave Mann; Derrick McAdoo; Doug Russell; Anthony Thompson; Bill Thornton; Kerwynn Williams.

denotes franchise record

* and & denote consecutive games

R denotes rookies



100-YARD RECEIVING GAMES

Date	Player	Opponent	Receptions	Yards	Date	Player	Opponent	Receptions	Yards
Dec. 24, 2017	Larry Fitzgerald	vs. N.Y. Giants	9	119	* Sept. 21, 2008	Larry Fitzgerald	at Washington	7	109
Nov. 9, 2017	Larry Fitzgerald	vs. Seattle	10	113	* Sept. 14, 2008	Larry Fitzgerald	vs. Miami	6	153
Oct. 15, 2017	Larry Fitzgerald	vs. Tampa Bay	10	138		Anquan Boldin	vs. Miami	6	140
Oct. 1, 2017	Jaron Brown	vs. San Francisco	8	105	Dec. 30, 2007	Larry Fitzgerald	vs. St. Louis	11	171
Sept. 25, 2017	Larry Fitzgerald	vs. Dallas	13	149	Dec. 23, 2007	Anquan Boldin	vs. Atlanta	13	162
Sept. 17, 2017	J.J. Nelson	at Indianapolis	5	120	Dec. 9, 2007	Jerheme Urban	at Seattle	6	123
Dec. 24, 2016	J.J. Nelson	at Seattle	3	132	Nov. 25, 2007	Larry Fitzgerald	vs. San Francisco	9	156
Nov. 27, 2016	David Johnson	at Atlanta	8	103	* Oct. 7, 2007	Larry Fitzgerald	at St. Louis	9	136
Nov. 13, 2016	Larry Fitzgerald	vs. San Francisco	12	132	* Sept. 30, 2007	Larry Fitzgerald	vs. Pittsburgh	10	120
Nov. 13, 2016	Michael Floyd	vs. San Francisco	5	101	Sept. 23, 2007	Anquan Boldin	at Baltimore	14	181
Oct. 2, 2016	John Brown	vs. Los Angeles	10	144	Dec. 31, 2006	Anquan Boldin	at San Diego	4	112
Jan. 16, 2016	Larry Fitzgerald	vs. Green Bay	8	176	Nov. 26, 2006	Larry Fitzgerald	at Minnesota	11	172
Dec. 27, 2015	Michael Floyd	vs. Green Bay	6	111		Anquan Boldin	at Minnesota	9	140
** Dec. 10, 2015	Michael Floyd	vs. Minnesota	5	102	Oct. 16, 2006	Anquan Boldin	vs. Chicago	12	136
Dec. 6, 2015	John Brown	at St. Louis	6	113	Sept. 24, 2006	Anquan Boldin	vs. St. Louis	10	129
* Dec. 6, 2015	Michael Floyd	at St. Louis	7	104	Sept. 10, 2006	Larry Fitzgerald	vs. San Francisco	9	133
Nov. 22, 2015	J.J. Nelson	vs. Cincinnati	4	142	** Dec. 18, 2005	Anquan Boldin	at Houston	8	134
Nov. 15, 2015	Larry Fitzgerald	at Seattle	10	130	** Dec. 11, 2005	Anquan Boldin	vs. Washington	9	114
* Nov. 15, 2015	Michael Floyd	at Seattle	7	113	** Dec. 4, 2005	Anquan Boldin	at San Francisco	11	156
* Nov. 1, 2015	Michael Floyd	at Cleveland	4	106		Larry Fitzgerald	at San Francisco	8	129
Oct. 18, 2015	John Brown	at Pittsburgh	10	196	** Nov. 27, 2005	Anquan Boldin	vs. Jacksonville	10	115
* Sept. 27, 2015	Larry Fitzgerald	vs. San Francisco	9	134	** Nov. 20, 2005	Anquan Boldin	at St. Louis	8	105
* Sept. 20, 2015	Larry Fitzgerald	at Chicago	8	112	*	Larry Fitzgerald	at St. Louis	9	104
Dec. 28, 2014	Michael Floyd	at San Francisco	8	153	* Nov. 13, 2005	Larry Fitzgerald	at Detroit	9	141
Nov. 9, 2014	Larry Fitzgerald	vs. St. Louis	9	112	* Nov. 6, 2005	Larry Fitzgerald	vs. Seattle	8	102
Oct. 26, 2014	Larry Fitzgerald	vs. Philadelphia	7	160	** Oct. 9, 2005	Anquan Boldin	vs. Carolina	10	162
	John Brown	vs. Philadelphia	5	119	*	Larry Fitzgerald	vs. Carolina	9	136
Oct. 5, 2014	Andre Ellington	at Denver	4	112	** Oct. 2, 2005	Anquan Boldin	vs. San Francisco	8	116
Sept. 21, 2014	Michael Floyd	vs. San Francisco	5	114	*	Larry Fitzgerald	vs. San Francisco	7	102
Sept. 8, 2014	Michael Floyd	vs. San Diego	5	119	Sept. 18, 2005	Anquan Boldin	vs. St. Louis	8	119
Dec. 29, 2013	Larry Fitzgerald	vs. San Francisco	6	113	Sept. 11, 2005	Larry Fitzgerald	at N.Y. Giants	13	155
* Nov. 24, 2013	Michael Floyd	vs. Indianapolis	7	104	Dec. 26, 2004	Anquan Boldin	at Seattle	7	107
* Nov. 17, 2013	Michael Floyd	at Jacksonville	6	193	Dec. 12, 2004	Anquan Boldin	vs. San Francisco	9	109
Oct. 13, 2013	Larry Fitzgerald	vs. San Francisco	6	117	Dec. 21, 2003	Anquan Boldin	at Seattle	10	122
Dec. 30, 2012	Michael Floyd	at San Francisco	8	166	Dec. 7, 2003	Anquan Boldin	at San Francisco	9	123
Dec. 23, 2012	Larry Fitzgerald	vs. Chicago	8	111	Nov. 23, 2003	Anquan Boldin	vs. St. Louis	6	123
Oct. 21, 2012	Andre Roberts	at Minnesota	7	103	Nov. 9, 2003	Anquan Boldin	at Pittsburgh	8	118
Sept. 30, 2012	Andre Roberts	vs. Miami	6	118	Sept. 7, 2003	Anquan Boldin	at Detroit	10	217
Sept. 23, 2012	Larry Fitzgerald	vs. Philadelphia	9	114	Nov. 10, 2002	Jason McAddley	vs. Seattle	5	113
* Jan. 1, 2012	Larry Fitzgerald	vs. Seattle	9	149	Oct. 20, 2002	David Boston	vs. Dallas	6	110
* Dec. 24, 2011	Larry Fitzgerald	at Cincinnati	6	105	Sept. 8, 2002	David Boston	at Washington	7	138
Dec. 11, 2011	Larry Fitzgerald	vs. San Francisco	7	149	Dec. 30, 2001	David Boston	at Carolina	7	127
Dec. 4, 2011	Andre Roberts	vs. Dallas	6	111	* Dec. 9, 2001	David Boston	vs. Washington	6	132
Nov. 13, 2011	Larry Fitzgerald	at Philadelphia	7	146	* Dec. 2, 2001	David Boston	at Oakland	6	106
Oct. 2, 2011	Larry Fitzgerald	vs. N.Y. Giants	8	102	* Nov. 25, 2001	David Boston	at San Diego	6	121
Sept. 18, 2011	Larry Fitzgerald	at Washington	7	133	Nov. 18, 2001	Frank Sanders	vs. Detroit	7	127
Sept. 11, 2011	Early Doucet	vs. Carolina	3	105	* Nov. 11, 2001	David Boston	vs. N.Y. Giants	9	137
Jan. 2, 2011	Larry Fitzgerald	at San Francisco	11	125	* Nov. 4, 2001	David Boston	vs. Philadelphia	8	138
Dec. 25, 2010	Andre Roberts	vs. Dallas	5	110	* Oct. 28, 2001	David Boston	at Dallas	9	108
Dec. 19, 2010	Larry Fitzgerald	at Carolina	9	125	* Oct. 21, 2001	David Boston	vs. Kansas City	7	131
Nov. 7, 2010	Larry Fitzgerald	at Minnesota	7	107	Oct. 7, 2001	MarTay Jenkins	at Philadelphia	6	119
Oct. 31, 2010	Steve Breaston	vs. Tampa Bay	8	147	Sept. 23, 2001	David Boston	vs. Denver	8	145
Sept. 12, 2010	Steve Breaston	at St. Louis	7	132	Dec. 3, 2000	David Boston	at Cincinnati	9	184
Jan. 10, 2010	Steve Breaston	vs. Green Bay	7	125	Oct. 15, 2000	David Boston	vs. Philadelphia	6	123
Dec. 27, 2009	Anquan Boldin	vs. St. Louis	8	116	* Sept. 10, 2000	David Boston	vs. Dallas	6	102
Dec. 6, 2009	Larry Fitzgerald	vs. Minnesota	8	143	* Sept. 3, 2000	David Boston	at N.Y. Giants	9	128
* Nov. 22, 2009	Anquan Boldin	at St. Louis	8	103	** Jan. 2, 2000	Frank Sanders	at Green Bay	13	118
* Nov. 15, 2009	Anquan Boldin	vs. Seattle	8	105		Rob Moore	at Green Bay	6	120
* Dec. 8, 2009	Larry Fitzgerald	at Chicago	9	123	** Dec. 26, 1999	Frank Sanders	at Atlanta	3	106
Oct. 18, 2009	Larry Fitzgerald	at Seattle	13	100	Nov. 28, 1999	Rob Moore	at N.Y. Giants	7	102
Sept. 13, 2009	Tim Hightower	vs. San Francisco	12	121	Oct. 10, 1999	David Boston	vs. N.Y. Giants	8	101
* Feb. 1, 2009	Larry Fitzgerald	vs. Pittsburgh (SB XLIII)	7	127	* Dec. 27, 1998	Frank Sanders	vs. San Diego	8	106
* Jan. 18, 2009	Larry Fitzgerald	vs. Philadelphia	9	152	* Dec. 20, 1998	Frank Sanders	vs. New Orleans	10	138
* Jan. 10, 2009	Larry Fitzgerald	at Carolina	8	166	Dec. 13, 1998	Rob Moore	at Philadelphia	7	109
* Jan. 3, 2009	Larry Fitzgerald	vs. Atlanta	6	101	Nov. 29, 1998	Frank Sanders	at Kansas City	6	100
* Dec. 28, 2008	Larry Fitzgerald	vs. Seattle	5	130	Nov. 15, 1998	Frank Sanders	vs. Dallas	11	190
* Dec. 21, 2008	Larry Fitzgerald	at New England	3	101	Nov. 1, 1998	Rob Moore	at Detroit	5	107
Nov. 16, 2008	Larry Fitzgerald	at Seattle	10	151	Oct. 4, 1998	Frank Sanders	vs. Oakland	10	118
	Anquan Boldin	at Seattle	13	186	* Dec. 7, 1997	Rob Moore	vs. Washington	5	114
Nov. 10, 2008	Steve Breaston	vs. San Francisco	7	124	* Nov. 30, 1997	Rob Moore	vs. Pittsburgh	8	188
Oct. 26, 2008	Larry Fitzgerald	at Carolina	7	115	* Nov. 23, 1997	Rob Moore	at Baltimore	8	112
Oct. 12, 2008	Steve Breaston	vs. Dallas	8	102	* Nov. 16, 1997	Rob Moore	at N.Y. Giants	8	139
Sept. 28, 2008	Anquan Boldin	at N.Y. Jets	10	119		Frank Sanders	at N.Y. Giants	9	188
	Steve Breaston	at N.Y. Jets	9	122	Oct. 19, 1997	Rob Moore	at Philadelphia	6	101
*	Larry Fitzgerald	at N.Y. Jets	8	122	* Oct. 5, 1997	Rob Moore	vs. Minnesota	8	108



Date	Player	Opponent	Receptions	Yards	Date	Player	Opponent	Receptions	Yards
* Sept. 28, 1997	Rob Moore	at Tampa Bay	8	147	Sept. 19, 1982	Roy Green	vs. Dallas	10	170
Sept. 7, 1997	Rob Moore	vs. Dallas	6	108	Nov. 22, 1981	Pat Tilley	at Baltimore	5	158
Aug. 31, 1997	Frank Sanders	at Cincinnati	6	105	Oct. 18, 1981	Pat Tilley	at Atlanta	8	100
Nov. 24, 1996	Rob Moore	vs. Philadelphia	9	156	Sept. 20, 1981	Roy Green	vs. Washington	4	115
Oct. 27, 1996	Rob Moore	vs. N.Y. Jets	7	143	* Nov. 9, 1980	Pat Tilley	vs. Atlanta	6	120
Sept. 29, 1996	Rob Moore	vs. St. Louis	9	143	* Nov. 2, 1980	Pat Tilley	vs. Dallas	5	145
Sept. 1, 1996	Larry Centers	at Indianapolis	11	108	Oct. 26, 1980	Mel Gray	at Baltimore	7	101
Dec. 25, 1995	Larry Centers	vs. Dallas	12	172	Sept. 21, 1980	Pat Tilley	at Detroit	10	128
Dec. 9, 1995	Rob Moore	at San Diego	5	104	Nov. 25, 1979	Pat Tilley	at Cincinnati	5	134
Nov. 26, 1995	Rob Moore	vs. Atlanta	8	121	Sept. 23, 1979	Dave Stief	vs. Washington	6	125
	Larry Centers	vs. Atlanta	7	101		Pat Tilley	vs. Washington	7	114
Oct. 8, 1995	Frank Sanders	at N.Y. Giants	6	108	Dec. 17, 1978	Dave Stief	vs. Atlanta	9	183
Sept. 24, 1995	Rob Moore	at Dallas	9	154		Pat Tilley	vs. Atlanta	7	105
Sept. 10, 1995	Frank Sanders	vs. Philadelphia	5	102	Nov. 5, 1978	Pat Tilley	vs. N.Y. Giants	4	101
Dec. 4, 1994	Gary Clark	at Houston	6	120	Oct. 22, 1978	Mel Gray	at N.Y. Jets	4	105
Jan. 2, 1994	Gary Clark	at Atlanta	9	121	Oct. 8, 1978	Mel Gray	vs. Baltimore	6	112
Dec. 19, 1993	Gary Clark	at Seattle	12	152	Sept. 24, 1978	Mel Gray	at Dallas	7	107
Dec. 5, 1993	Gary Clark	vs. L.A. Rams	8	159	Sept. 17, 1978	Pat Tilley	vs. Washington	7	123
Oct. 24, 1993	Anthony Edwards	at San Francisco	4	112	Nov. 20, 1977	Mel Gray	vs. Philadelphia	4	142
Oct. 17, 1993	Ricky Proehl	vs. Washington	5	115	Nov. 25, 1976	Ike Harris	at Dallas	6	113
Dec. 6, 1992	Ricky Proehl	vs. San Diego	6	112	Nov. 14, 1976	Ike Harris	at Los Angeles	8	130
Nov. 29, 1992	Ricky Proehl	at Washington	7	104		Pat Tilley	at Los Angeles	6	120
Nov. 8, 1992	Ricky Proehl	at L.A. Rams	9	126	Oct. 31, 1976	Mel Gray	vs. San Francisco	3	115
Oct. 11, 1992	Ernie Jones	at N.Y. Giants	6	125	* Oct. 17, 1976	Mel Gray	vs. Dallas	7	152
Sept. 13, 1992	Randal Hill	vs. Philadelphia	5	109	* Oct. 10, 1976	Mel Gray	at Philadelphia	6	103
Sept. 29, 1991	Ernie Jones	vs. New England	8	145	** Nov. 23, 1975	Mel Gray	at N.Y. Jets	4	116
	Ricky Proehl	vs. New England	4	107	** Nov. 16, 1975	Mel Gray	vs. Washington	7	109
Dec. 29, 1990	Ricky Proehl	vs. Philadelphia	7	132	Oct. 25, 1975	Mel Gray	at N.Y. Giants	7	187
Dec. 23, 1990	Roy Green	vs. N.Y. Giants	8	147	Sept. 28, 1975	Mel Gray	at Dallas	5	114
	Ernie Jones	vs. N.Y. Giants	4	130	Nov. 24, 1974	Mel Gray	at N.Y. Giants	5	102
Dec. 9, 1990	Ricky Proehl	at Atlanta	6	102	Oct. 27, 1974	Earl Thomas	vs. Washington	4	106
Nov. 18, 1990	Roy Green	vs. Green Bay	4	102	Oct. 13, 1974	Jackie Smith	vs. Dallas	3	110
	Ernie Jones	vs. Green Bay	7	117	Oct. 6, 1974	Mel Gray	at San Francisco	3	124
Dec. 3, 1989	Roy Green	vs. Washington	8	116	Oct. 28, 1973	Mel Gray	vs. N.Y. Giants	5	125
Nov. 12, 1989	Ernie Jones	vs. Dallas	3	139	Oct. 14, 1973	Ahmad Rashad	vs. Philadelphia	5	104
	Rob Await	vs. Dallas	6	105	Sept. 23, 1973	Jackie Smith	vs. Washington	5	129
Oct. 15, 1989	Ernie Jones	vs. Philadelphia	8	114	Dec. 17, 1972	Walker Gillette	vs. Philadelphia	4	108
* Oct. 8, 1989	J.T. Smith	at Washington	8	114	Dec. 10, 1972	Bobby Moore	vs. Los Angeles	2	113
* Oct. 1, 1989	J.T. Smith	vs. San Diego	11	123	Nov. 12, 1972	Jackie Smith	at Dallas	5	110
Sept. 17, 1989	Roy Green	at Seattle	8	166	Dec. 5, 1971	Mel Gray	vs. Green Bay	3	102
*	J.T. Smith	at Seattle	7	104	Nov. 21, 1971	John Gilliam	vs. Philadelphia	6	166
* Sept. 10, 1989	J.T. Smith	at Detroit	10	121	Oct. 24, 1971	Jackie Smith	vs. San Francisco	3	103
Dec. 10, 1988	Ernie Jones	vs. Philadelphia	6	166	Oct. 3, 1971	Mel Gray	vs. N.Y. Giants	2	124
& Nov. 20, 1988	J.T. Smith	at Houston	10	114	Sept. 27, 1971	John Gilliam	vs. N.Y. Jets	6	136
& Nov. 13, 1988	Roy Green	vs. N.Y. Giants	9	176	Dec. 20, 1970	John Gilliam	at Washington	5	125
Oct. 9, 1988	Roy Green	vs. Pittsburgh	4	119	Dec. 13, 1970	Jackie Smith	vs. N.Y. Giants	4	115
Sept. 18, 1988	J.T. Smith	at Tampa Bay	6	103		MacArthur Lane	vs. N.Y. Giants	5	106
	Jay Novacek	at Tampa Bay	5	102	Dec. 6, 1970	John Gilliam	at Detroit	4	105
Dec. 27, 1987	Roy Green	at Dallas	7	112	Oct. 25, 1970	John Gilliam	at N.Y. Giants	7	119
	J.T. Smith	at Dallas	11	102	Oct. 11, 1970	Jackie Smith	vs. New Orleans	5	149
Nov. 29, 1987	J.T. Smith	at Atlanta	10	109	Sept. 18, 1970	John Gilliam	at Los Angeles	5	133
Nov. 8, 1987	Rob Await	vs. Tampa Bay	9	124		Jackie Smith	at Los Angeles	4	102
Nov. 1, 1987	J.T. Smith	vs. Philadelphia	10	112	Nov. 9, 1969	Jackie Smith	vs. N.Y. Giants	6	101
Oct. 4, 1987	J.T. Smith	at Washington	6	116	Nov. 2, 1969	Dave Williams	vs. New Orleans	8	164
Sept. 20, 1987	Roy Green	at San Diego	7	139	*	John Gilliam	vs. New Orleans	5	106
Dec. 7, 1986	J.T. Smith	at Philadelphia	10	131	* Oct. 26, 1969	John Gilliam	at Cleveland	4	192
	Roy Green	at Philadelphia	6	100	Oct. 5, 1969	John Gilliam	at Pittsburgh	10	197
* Nov. 16, 1986	J.T. Smith	vs. New Orleans	8	106	Sept. 21, 1969	Dave Williams	at Dallas	6	104
* Nov. 9, 1986	J.T. Smith	at San Francisco	10	154	Nov. 10, 1968	Bobby Joe Conrad	vs. Pittsburgh	5	133
Nov. 28, 1985	Pat Tilley	at Dallas	6	115	*	Dave Williams	vs. Pittsburgh	5	114
Nov. 4, 1985	Pat Tilley	vs. Dallas	6	113		Jackie Smith	vs. Pittsburgh	5	104
Dec. 16, 1984	Roy Green	at Washington	8	196	* Nov. 3, 1968	Dave Williams	at Philadelphia	3	100
	Ottis Anderson	at Washington	12	124	Oct. 27, 1968	Jackie Smith	vs. New Orleans	4	147
Nov. 18, 1984	Ottis Anderson	at N.Y. Giants	6	112	Dec. 17, 1967	Jackie Smith	at N.Y. Giants	8	152
Nov. 4, 1984	Roy Green	vs. L.A. Rams	5	105	Nov. 23, 1967	Jackie Smith	at Dallas	4	116
* Oct. 21, 1984	Roy Green	vs. Washington	6	163	Nov. 5, 1967	Jackie Smith	at Washington	4	103
* Oct. 14, 1984	Roy Green	vs. Chicago	6	166	Oct. 30, 1967	Dave Williams	vs. Green Bay	6	147
* Oct. 7, 1984	Roy Green	at Dallas	8	189	Oct. 22, 1967	Bobby Joe Conrad	vs. Philadelphia	8	115
Sept. 16, 1984	Roy Green	at Indianapolis	8	183		Jackie Smith	vs. Philadelphia	4	116
Nov. 13, 1983	Roy Green	vs. Seattle	6	130	Oct. 1, 1967	Billy Gambrell	vs. Detroit	5	117
Oct. 24, 1983	Roy Green	vs. N.Y. Giants	6	100	Dec. 17, 1966	Billy Gambrell	vs. Cleveland	5	111
Sept. 18, 1983	Roy Green	vs. San Francisco	8	133	* Nov. 13, 1966	Jackie Smith	at Pittsburgh	5	106
Sept. 11, 1983	Pat Tilley	vs. Dallas	7	105	* Nov. 6, 1966	Jackie Smith	at N.Y. Giants	3	103
Jan. 8, 1983	Roy Green	at Green Bay	9	113	Sept. 18, 1966	Jackie Smith	at N.Y. Giants	7	136
(SB Tournament)					Dec. 11, 1965	Bobby Joe Conrad	at Dallas	8	126



Date	Player	Opponent	Receptions	Yards
Nov. 21, 1965	Jackie Smith	vs. N.Y. Giants	5	105
Nov. 7, 1965	Billy Grambell	vs. Pittsburgh	3	100
Oct. 10, 1965	Bobby Joe Conrad	at Washington	6	121
Sept. 26, 1965	Sonny Randle	at Cleveland	7	198
Sept. 19, 1965	Jackie Smith	at Philadelphia	5	115
Dec. 13, 1964	Jackie Smith	vs. Philadelphia	9	145
Nov. 22, 1964	Bobby Joe Conrad	vs. Philadelphia	5	110
Nov. 1, 1964	Jackie Smith	at N.Y. Giants	5	124
	Bobby Joe Conrad	at N.Y. Giants	6	124
Oct. 4, 1964	Sonny Randle	at Washington	5	139
Sept. 20, 1964	Sonny Randle	at Cleveland	4	121
Dec. 8, 1963	Bobby Joe Conrad	vs. Philadelphia	6	122
Nov. 3, 1963	Joe Childress	vs. N.Y. Giants	5	118
Oct. 27, 1963	Sonny Randle	at Washington	3	102
Oct. 20, 1963	Bobby Joe Conrad	vs. Green Bay	8	112
Oct. 13, 1963	Jackie Smith	vs. Pittsburgh	9	212
Oct. 6, 1963	Sonny Randle	at Minnesota	6	159
Dec. 16, 1962	Taz Anderson	vs. Philadelphia	8	175
*	Sonny Randle	vs. Philadelphia	3	134
* Dec. 9, 1962	Sonny Randle	vs. Dallas	5	105
**	Bobby Joe Conrad	vs. Dallas	6	128
* Dec. 2, 1962	Bobby Joe Conrad	at Pittsburgh	7	106
* Nov. 11, 1962	Bobby Joe Conrad	vs. Pittsburgh	4	101
* Nov. 4, 1962	Bobby Joe Conrad	at N.Y. Giants	16	256
Oct. 28, 1962	Sonny Randle	at Dallas	3	144
Oct. 7, 1962	Bobby Joe Conrad	vs. N.Y. Giants	6	105
Sept. 30, 1962	Sonny Randle	at Washington	6	122
Dec. 10, 1961	Sonny Randle	vs. Dallas	7	116
Dec. 3, 1961	Bobby Joe Conrad	vs. Washington	4	128
Oct. 8, 1961	Billy Stacy	vs. N.Y. Giants	3	161
Dec. 18, 1960	Sonny Randle	vs. Pittsburgh	5	115
* Nov. 20, 1960	Sonny Randle	at Washington	11	146
* Nov. 13, 1960	Sonny Randle	at Cleveland	7	104
Sept. 23, 1960	John David Crow	at L.A. Rams	5	125
	Sonny Randle	at L.A. Rams	7	159
* Oct. 4, 1959	Woodley Lewis	vs. Cleveland	8	106
* Sept. 27, 1959	Woodley Lewis	vs. Washington	4	115
Dec. 13, 1958	Joe Childress	at Pittsburgh	8	118
* Nov. 16, 1958	Woodley Lewis	at Philadelphia	7	130
* Nov. 9, 1958	Woodley Lewis	at Washington	4	132
* Nov. 2, 1958	Woodley Lewis	vs. Philadelphia	7	150
Oct. 12, 1958	John David Crow	at Cleveland	4	152
Dec. 14, 1957	Woodley Lewis	vs. Philadelphia	6	162
Nov. 24, 1957	Ollie Matson	vs. N.Y. Giants	2	137
Nov. 3, 1957	Gern Nagler	vs. Philadelphia	6	152
Oct. 20, 1957	Woodley Lewis	at Washington	5	107
Oct. 6, 1957	Gern Nagler	vs. Washington	5	153
Dec. 12, 1954	Don Stonesifer	at Washington	9	144
Dec. 28, 1954	Ollie Matson	at Pittsburgh	5	161
Dec. 13, 1953	Gern Nagler	at Chicago Bears	5	109

Date	Player	Opponent	Receptions	Yards
Nov. 1, 1953	Gern Nagler	vs. N.Y. Giants	10	124
Oct. 18, 1953	Don Stonesifer	at N.Y. Giants	8	112
Dec. 14, 1952	Don Stonesifer	at Chicago Bears	7	111
Oct. 26, 1952	Ollie Matson	vs. Pittsburgh	3	121
Dec. 9, 1951	Fran Poltfoot	vs. Washington	6	121
Nov. 4, 1951	Fran Poltfoot	vs. Cleveland	8	129
Dec. 10, 1950	Bob Shaw	at Pittsburgh	7	128
Nov. 5, 1950	Bob Shaw	vs. Cleveland	5	111
Oct. 22, 1950	Fran Poltfoot	at Washington	5	144
Oct. 2, 1950	Bob Shaw	vs. Baltimore	8	165
Dec. 11, 1949	Charlie Trippi	at Chicago Bears	8	123
Nov. 27, 1949	Bob Ravensberg	vs. Green Bay	5	114
* Nov. 14, 1948	Mal Kutner	at Pittsburgh	6	126
* Nov. 7, 1948	Mal Kutner	vs. Detroit	6	143
Oct. 31, 1948	Billy Dewell	at L.A. Rams	8	144
Oct. 17, 1948	Mal Kutner	at N.Y. Giants	6	128
* Nov. 23, 1947	Mal Kutner	at Washington	8	133
* Nov. 16, 1947	Mal Kutner	vs. Green Bay	5	100
Nov. 2, 1947	Mal Kutner	vs. L.A. Rams	5	108
Oct. 26, 1947	Billy Dewell	vs. Boston	9	116
Sept. 28, 1947	Mal Kutner	vs. Detroit	7	160
Nov. 10, 1946	Mal Kutner	vs. Green Bay	4	127
* Nov. 3, 1946	Billy Dewell	at Boston	6	109
* Oct. 27, 1946	Billy Dewell	vs. L.A. Rams	5	119
Oct. 20, 1946	Mal Kutner	at N.Y. Giants	3	118
Oct. 13, 1946	Billy Dewell	at Detroit	5	132
Nov. 18, 1945	Ed Rucinski	vs. Cleveland Rams	6	100
Nov. 2, 1941	Billy Dewell	at N.Y. Giants	8	131
Oct. 8, 1939	Bill Smith	at Green Bay	6	128
Nov. 27, 1938	Gaynell Tinsley	vs. Cleveland Rams	7	167
Dec. 5, 1937	Gaynell Tinsley	vs. Chicago Bears	6	155
Oct. 10, 1937	Gaynell Tinsley	at Green Bay	6	148
Sept. 24, 1937	Gaynell Tinsley	at Washington	3	167

* and ** - denotes same receiver, consecutive games

Career 100-Yard Receivers (376 Total):

Larry Fitzgerald - 46; Anquan Boldin - 27; Jackie Smith - 22; Roy Green - 20; Rob Moore - 18; Mel Gray - 17; David Boston - 16; Bobby Joe Conrad - 14; Sonny Randle - 14; Pat Tilley - 14; J.T. Smith - 13; Michael Floyd - 12; Frank Sanders - 12; John Gilliam - 9; Mal Kutner - 9; Ernie Jones - 7; Woodley Lewis - 7; Ricky Proehl - 7; Billy Dewell - 6; Steve Breaston - 5; Dave Williams - 5; John Brown - 4; Gary Clark - 4; Gaynell Tinsley - 4; Gern Nagler - 4; Andre Roberts - 3; Billy Grambell - 3; Bob Shaw - 3; Don Stonesifer - 3; Fran Poltfoot - 3; Larry Centers - 3; Ollie Matson - 3; J.J. Nelson - 3
Two Each: Otis Anderson; Rob Await; Joe Childress; John David Crow; Ike Harris; Dave Stief; One Each: Ahmad Rashad; Anthony Edwards; Bill Smith; Billy Stacy; Bob Ravensburg; Bobby Moore; Charlie Trippi; Earl Thomas; Ed Rucinski; Jason McAddley; Jay Novacek; Jerheme Urban; MacArthur Lane; Marlay Jenkins; Randal Hill; Taz Anderson; Walker Gillette; Tim Hightower; Early Doucet; Andre Ellington; David Johnson; Jaron Brown.

ALL-TIME RECEIVING GAMES OF 160+ YARDS

256 Sonny Randle at N.Y. Giants, Nov. 4, 1962 (16 rec., TD)
217 Anquan Boldin at Detroit, Sept. 7, 2003 (10 rec., 2 TD)
212 Jackie Smith vs. Pittsburgh, Oct. 13, 1963 (9 rec., 2 TD)
198 Sonny Randle at Cleveland, Sept. 26, 1965 (7 rec., 3 TD)
197 John Gilliam at Pittsburgh, Oct. 6, 1969 (10 rec., TD)
196 John Brown at Pittsburgh, Oct. 18, 2015 (10 rec.)
Roy Green at Washington, Dec. 16, 1984 (8 rec., 2 TD)
193 Michael Floyd at Jacksonville, Nov. 17, 2013 (6 rec., TD)
192 John Gilliam at Cleveland, Oct. 26, 1969 (4 rec., 3 TD)
190 Frank Sanders vs. Dallas, Nov. 15, 1998 (11 rec., TD)
189 Roy Green at Dallas, Oct. 7, 1984 (8 rec., 2 TD)
188 Rob Moore vs. Pittsburgh, Nov. 30, 1997 (8 rec.)
Frank Sanders at N.Y. Giants, Nov. 16, 1997 (9 rec., TD)
187 Mel Gray at N.Y. Giants, Oct. 25, 1975 (7 rec., 2 TD)
186 Anquan Boldin at Seattle, Nov. 16, 2008 (13 rec.)
184 David Boston at Cincinnati, Dec. 3, 2000 (9 rec., 2 TD)
183 Roy Green at Indianapolis, Sept. 16, 1984 (8 rec., 2 TD)
Dave Stief vs. Atlanta, Dec. 17, 1978 (9 rec., TD)
181 Anquan Boldin at Baltimore, Sep. 23, 2007 (14 rec., 2 TD)
176 Larry Fitzgerald vs. Green Bay, Jan. 16, 2016 (8 rec., TD)
Roy Green vs. N.Y. Giants, Nov. 13, 1988 (9 rec., TD)
175 Taz Anderson vs. Philadelphia, Dec. 16, 1962 (8 rec.)

172 Larry Fitzgerald at Minnesota, Nov. 26, 2006 (11 rec.)
Larry Centers vs. Dallas, Dec. 25, 1995 (12 rec.)
171 Larry Fitzgerald vs. St. Louis, Dec. 30, 2007 (11 rec., 2 TD)
170 Roy Green vs. Dallas, Sept. 19, 1982 (10 rec., TD)
167 Gus Tinsley vs. Cleveland, Nov. 27, 1938 (6 rec., TD)
166 Michael Floyd at San Francisco, Dec. 30, 2012 (8 rec., TD)
Larry Fitzgerald at Carolina, Jan. 10, 2009 (Div. Playoff) (8 rec., TD)
Roy Green at Seattle, Sept. 17, 1989 (8 rec., 3 TD)
Ernie Jones vs. Philadelphia, Dec. 10, 1988 (6 rec., TD)
Roy Green vs. Chicago, Oct. 14, 1984 (6 rec.)
John Gilliam vs. Philadelphia, Nov. 21, 1971 (6 rec.)
165 Bob Shaw vs. Baltimore, Oct. 2, 1950 (8 rec., 5 TD)
164 Dave Williams vs. New Orleans, Nov. 2, 1969 (8 rec., 4 TD)
163 Roy Green vs. Washington, Oct. 21, 1984 (6 rec., 2 TD)
Don Stonesifer vs. Washington, Nov. 21, 1954
162 Anquan Boldin vs. Atlanta, Dec. 23, 2007 (13 rec., 2 TD)
Anquan Boldin vs. Carolina, Oct. 9, 2005 (10 rec., TD)
Woodley Lewis at Philadelphia, Dec. 15, 1957 (6 rec., 3 TD)
161 Billy Stacy vs. N.Y. Giants, Oct. 8, 1961 (3 rec., TD)
Ollie Matson at Pittsburgh, Nov. 28, 1954 (5 rec., TD)
160 Larry Fitzgerald vs. Philadelphia, Oct. 26, 2014 (7 rec., TD)
Mal Kutner vs. Detroit, Sept. 28, 1947



300-YARD PASSING GAMES

Date	Player	Opponent	Att	Comp	Yards
Oct. 1, 2017	Carson Palmer	vs. San Francisco	51	33	357
Sept. 25, 2017	Carson Palmer	vs. Dallas	48	29	325
Sept. 17, 2017	Carson Palmer	at Indianapolis	36	19	332
Dec. 18, 2016	Carson Palmer	vs. New Orleans	40	28	318
Dec. 4, 2016	Carson Palmer	vs. Washington	46	30	300
* Nov. 13, 2016	Carson Palmer	vs. San Francisco	49	30	376
* Oct. 30, 2016	Carson Palmer	at Carolina	46	35	363
* Oct. 23, 2016	Carson Palmer	vs. Seattle	49	29	342
Sept. 18, 2016	Carson Palmer	vs. Tampa Bay	30	17	304
Jan. 16, 2016	Carson Palmer	vs. Green Bay	41	25	349
& Dec. 10, 2015	Carson Palmer	at Minnesota	35	25	310
& Dec. 6, 2015	Carson Palmer	vs. St. Louis	40	26	356
* Nov. 22, 2015	Carson Palmer	vs. Cincinnati	31	20	317
* Nov. 15, 2015	Carson Palmer	at Seattle	47	29	363
* Nov. 1, 2015	Carson Palmer	at Cleveland	38	23	374
Oct. 18, 2015	Carson Palmer	at Pittsburgh	45	29	421
* Oct. 4, 2015	Carson Palmer	vs. St. Louis	46	29	352
* Sept. 27, 2015	Carson Palmer	vs. San Francisco	32	20	311
Sept. 13, 2015	Carson Palmer	vs. New Orleans	32	19	307
Dec. 28, 2014	Ryan Lindley	vs. San Francisco	39	23	316
* Nov. 16, 2014	Drew Stanton	vs. Detroit	32	21	306



In 2015, Carson Palmer set a franchise record with nine 300-yard passing games along with single-season records for passing yards, TDs and QB rating.

Date	Player	Opponent	Att	Comp	Yards
* Oct. 26, 2014	Carson Palmer	vs. Philadelphia	42	20	329
* Sept. 8, 2014	Carson Palmer	vs. San Diego	37	24	304
Dec. 29, 2013	Carson Palmer	vs. San Francisco	49	28	407
* Dec. 1, 2013	Carson Palmer	at Philadelphia	41	24	302
* Nov. 24, 2013	Carson Palmer	vs. Indianapolis	37	26	314
* Nov. 17, 2013	Carson Palmer	at Jacksonville	42	30	419
Sept. 8, 2013	Carson Palmer	at St. Louis	40	26	327
Nov. 25, 2012	Ryan Lindley	vs. St. Louis	52	31	312
Nov. 4, 2012	John Skelton	at Green Bay	46	23	306
Sept. 30, 2012	Kevin Kolb	vs. Miami	48	29	324
Dec. 18, 2011	John Skelton	vs. Cleveland	46	28	313
Nov. 13, 2011	John Skelton	at Philadelphia	40	21	315
Sept. 11, 2011	Kevin Kolb	vs. Carolina	27	18	309
Nov. 14, 2010	Derek Anderson	vs. Seattle	45	23	322
Jan. 10, 2010	Kurt Warner	vs. Green Bay (Wild Card)	33	29	379
Dec. 27, 2009	Kurt Warner	vs. St. Louis	38	24	313
Nov. 15, 2009	Kurt Warner	vs. Seattle	38	29	340
* Oct. 11, 2009	Kurt Warner	vs. Houston	38	26	302
* Sept. 27, 2009	Kurt Warner	vs. Indianapolis	52	30	332
Feb. 1, 2009	Kurt Warner	vs. Pittsburgh (SBXLIII)	43	31	377
* Nov. 23, 2008	Kurt Warner	vs. N.Y. Giants	52	32	351
* Nov. 16, 2008	Kurt Warner	at Seattle	44	32	395
* Nov. 10, 2008	Kurt Warner	vs. San Francisco	42	32	328
* Nov. 2, 2008	Kurt Warner	at St. Louis	33	22	343
* Oct. 26, 2008	Kurt Warner	at Carolina	49	35	381
Sept. 28, 2008	Kurt Warner	at N.Y. Jets	57	40#	472
Sept. 14, 2008	Kurt Warner	vs. Miami	24	19	361
* Dec. 30, 2007	Kurt Warner	vs. St. Louis	39	23	300
* Dec. 23, 2007	Kurt Warner	vs. Atlanta	52	35	369
Dec. 9, 2007	Kurt Warner	at Seattle	46	28	337
Nov. 25, 2007	Kurt Warner	vs. San Francisco	48	34	484
Dec. 31, 2006	Kurt Warner	at San Diego	32	22	356
+ Nov. 26, 2006	Matt Leinart	at Minnesota	51	31	405
Sept. 10, 2006	Kurt Warner	vs. San Francisco	37	23	301
& Dec. 4, 2005	Kurt Warner	at San Francisco	45	29	354
& Nov. 27, 2005	Kurt Warner	vs. Jacksonville	46	29	315
* Nov. 13, 2005	Kurt Warner	at Detroit	45	29	359
* Nov. 6, 2005	Kurt Warner	vs. Seattle	48	29	334
& Oct. 9, 2005	Josh McCown	vs. Carolina	46	39	398
& Oct. 2, 2005	Josh McCown	vs. San Francisco	46	32	385
Sept. 18, 2005	Kurt Warner	vs. St. Louis	41	28	327
Dec. 12, 2004	Josh McCown	vs. San Francisco	44	26	307
Nov. 21, 2004	Shaun King	at Carolina	52	28	343
Nov. 9, 2003	Jeff Blake	at Pittsburgh	43	23	307
Sept. 7, 2003	Jeff Blake	at Detroit	46	28	358

ALL-TIME PASSING GAMES OF 350+ YARDS

522	Boomer Esiason at Washington, Nov. 10, 1996 (35-59), OT
484	Kurt Warner vs. San Francisco, Nov. 25, 2007 (34-48), OT
472	Kurt Warner at N.Y. Jets, Sept. 28, 2008 (40-57)
468	Neil Lomax at Washington, Dec. 16, 1984 (37-46)
465	Jake Plummer vs. Dallas, Nov. 15, 1998 (31-56)
457	Neil Lomax at San Diego, Sept. 20, 1987 (32-61)
431	Steve Beuerlein at Seattle, Dec. 19, 1993 (34-53), OT
428	Charley Johnson vs. Pittsburgh, Oct. 13, 1963 (21-42)
421	Carson Palmer at Pittsburgh, Oct. 18, 2015 (29-45)
419	Carson Palmer at Jacksonville, Nov. 17, 2013 (30-42)
413	Dave Krieg vs. Atlanta, Nov. 26, 1995 (27-43), OT
407	Carson Palmer vs. San Francisco, Dec. 29, 2013 (28-49)
405	Matt Leinart at Minnesota, Nov. 26, 2006 (31-51)
398	Josh McCown vs. Carolina, Oct. 9, 2005 (29-46)
396	Jake Plummer vs. Green Bay, Jan. 2, 2000 (35-57)
395	Kurt Warner at Seattle, Nov. 16, 2008 (32-44)
394	Jake Plummer vs. New Orleans, Dec. 20, 1998 (32-44)
390	Neil Lomax at Philadelphia, Dec. 7, 1986 (30-48), OT
388	Jake Plummer at N.Y. Giants, Nov. 16, 1997 (22-33)
	Neil Lomax vs. Dallas, Nov. 11, 1984 (27-52)
386	Charley Johnson vs. Philadelphia, Dec. 16, 1962 (17-32)
385	Josh McCown vs. San Francisco, Oct. 2, 2005 (32-46)
	Neil Lomax at Green Bay, Jan. 8, 1983 (32-51)*
384	Neil Lomax vs. Philadelphia, Dec. 11, 1988 (29-50)
383	Chris Chandler at Dallas, Sept. 20, 1992 (28-43)
	Charley Johnson at Philadelphia, Sept. 19, 1965 (20-43)
381	Kurt Warner at Carolina, Oct. 26, 2008 (35-49)
	Timm Rosenbach vs. N.Y. Giants, Dec. 23, 1990 (23-41)
379	Kurt Warner vs. Green Bay, Jan. 10, 2010 (29-33)
377	Kurt Warner vs. Pittsburgh, Feb. 1, 2009 (31-43) (SB XLIII)
376	Carson Palmer vs. San Francisco, Nov. 13, 2016 (30-49)
374	Carson Palmer at Cleveland, Nov. 1, 2015 (23-38)
	Charley Johnson vs. New Orleans, Nov. 2, 1969 (20-37)
371	Charley Johnson vs. Philadelphia, Dec. 13, 1964 (28-49)
369	Kurt Warner vs. Atlanta, Dec. 23, 2007 (35-52), OT
	Neil Lomax at Atlanta, Nov. 29, 1987 (25-42)
367	Boomer Esiason vs. Philadelphia, Nov. 24, 1996 (24-43)
366	Kent Graham vs. St. Louis, Sept. 27, 1996 (37-58), OT
365	Charley Johnson at N.Y. Giants, Nov. 4, 1962 (26-41)
363	Carson Palmer at Carolina, Oct. 30, 2016 (35-46)
	Carson Palmer at Seattle, Nov. 15, 2015 (29-47)
361	Kurt Warner vs. Miami, Sept. 14, 2008 (19-24)
	Neil Lomax vs. Washington, Oct. 21, 1984 (20-38)
359	Kurt Warner at Detroit, Nov. 13, 2005 (29-45)
358	Jeff Blake at Detroit, Sept. 7, 2003 (28-46)
357	Carson Palmer vs. San Francisco, Oct. 1, 2017 (33-51)
356	Carson Palmer at St. Louis, Dec. 6, 2015 (26-40)
	Kurt Warner at San Diego, Jan. 1, 2007 (22-32)
354	Kurt Warner at San Francisco, Dec. 4, 2005 (29-45)
	Neil Lomax at Dallas, Oct. 7, 1984 (19-29)
352	Carson Palmer vs. St. Louis, Oct. 4, 2015 (29-46)
351	Neil Lomax vs. N.Y. Giants, Nov. 13, 1988 (23-35)
	Jim Hart vs. Minnesota, Nov. 11, 1974 (28-42)
	Jim Hart vs. Pittsburgh, Nov. 10, 1968 (17-40)
351	Kurt Warner vs. N.Y. Giants, Nov. 23, 2008 (32-52)

Date	Player	Opponent	Att	Comp	Yards
Nov. 18, 2001	Jake Plummer	vs. Detroit	33	21	334
Sept. 3, 2000	Jake Plummer	at N.Y. Giants	49	28	318
Jan. 2, 2000	Jake Plummer	vs. Green Bay	57	35	396
Dec. 20, 1998	Jake Plummer	vs. New Orleans	44	32	394
Nov. 15, 1998	Jake Plummer	vs. Dallas	56	31	465
Dec. 7, 1997	Jake Plummer	vs. Washington	38	19	337
Nov. 16, 1997	Jake Plummer	at N.Y. Giants	33	22	388
Sept. 28, 1997	Kent Graham	at Tampa Bay	52	31	339
Nov. 24, 1996	Boomer Esiason	vs. Philadelphia	43	24	367
Nov. 10, 1996	Boomer Esiason	at Washington	59	35	522*
Sept. 27, 1996	Kent Graham	vs. St. Louis	58	37	366
Dec. 24, 1995	Jay Schroeder	at Atlanta	42	26	317
Nov. 26, 1995	Dave Krieg	vs. Atlanta	43	27	413
* Oct. 8, 1995	Dave Krieg	at N.Y. Giants	38	23	305
* Oct. 1, 1995	Dave Krieg	vs. Kansas City	41	25	308
* Sept. 24, 1995	Dave Krieg	at Dallas	33	24	324
Dec. 19, 1993	Steve Beuerlein	at Seattle	53	34	431
Oct. 24, 1993	Steve Beuerlein	at San Francisco	50	26	334
Sept. 20, 1992	Chris Chandler	at Dallas	43	28	383
Sept. 29, 1991	Tom Tupa	vs. New England	28	17	312
* Dec. 29, 1990	Timm Rosenbach	vs. Philadelphia	31	19	301
* Dec. 23, 1990	Timm Rosenbach	vs. N.Y. Giants	41	23	381
Dec. 11, 1988	Neil Lomax	vs. Philadelphia	50	29	384
* Nov. 13, 1988	Neil Lomax	vs. N.Y. Giants	35	23	353
* Nov. 6, 1988	Neil Lomax	vs. San Francisco	41	25	323
Oct. 16, 1988	Neil Lomax	at Washington	44	26	332
Oct. 2, 1988	Neil Lomax	at L.A. Rams	43	28	342
Dec. 27, 1987	Neil Lomax	at Dallas	54	28	314
Nov. 29, 1987	Neil Lomax	at Atlanta	42	25	369
Nov. 8, 1987	Neil Lomax	vs. Tampa Bay	36	25	314
Sept. 20, 1987	Neil Lomax	at San Diego	61#	32	457
Dec. 7, 1986	Neil Lomax	at Philadelphia	48	30	390
Nov. 28, 1985	Neil Lomax	at Dallas	43	28	319
* Dec. 16, 1984	Neil Lomax	at Washington	46	37	468
* Dec. 9, 1984	Neil Lomax	vs. N.Y. Giants	33	23	300
* Nov. 11, 1984	Neil Lomax	vs. Dallas	52	27	388
& Nov. 4, 1984	Neil Lomax	vs. L.A. Rams	52	34	341
Oct. 21, 1984	Neil Lomax	vs. Washington	38	20	361
* Oct. 7, 1984	Neil Lomax	at Dallas	29	19	354
* Sept. 30, 1984	Neil Lomax	vs. Miami	37	22	308

Date	Player	Opponent	Att	Comp	Yards
Jan. 8, 1983	Neil Lomax	at Green Bay	51	32	385
<i>(SB Tournament)</i>					
Nov. 1, 1981	Jim Hart	at Washington	39	24	305
Nov. 9, 1980	Jim Hart	vs. Atlanta	43	25	344
Sept. 7, 1980	Jim Hart	vs. N.Y. Giants	31	18	322
Nov. 25, 1979	Jim Hart	at Cincinnati	38	23	329
Sept. 23, 1979	Jim Hart	vs. Washington	43	24	306
Dec. 17, 1978	Jim Hart	vs. Atlanta	40	22	333
Nov. 14, 1976	Jim Hart	at L.A. Rams	33	20	324
Oct. 17, 1976	Jim Hart	vs. Dallas	33	22	346
Sept. 28, 1975	Jim Hart	at Dallas	32	15	314
Nov. 11, 1974	Jim Hart	vs. Minnesota	42	28	353
Dec. 17, 1972	Jim Hart	vs. Philadelphia	30	19	334
Nov. 2, 1969	Charley Johnson	vs. New Orleans	37	20	374
* Oct. 26, 1969	Charley Johnson	at Cleveland	30	15	306
* Nov. 10, 1968	Jim Hart	vs. Pittsburgh	40	17	353
* Oct. 30, 1967	Jim Hart	vs. Green Bay	29	16	317
Oct. 1, 1967	Jim Hart	vs. Detroit	27	19	313
Nov. 21, 1965	Buddy Humphrey	vs. N.Y. Giants	39	22	320
* Sept. 26, 1965	Charley Johnson	at Cleveland	19	11	310
* Sept. 19, 1965	Charley Johnson	at Philadelphia	43	20	383
Dec. 13, 1964	Charley Johnson	vs. Philadelphia	49	28	371
Nov. 1, 1964	Charley Johnson	at N.Y. Giants	29	15	306
Dec. 8, 1963	Charley Johnson	vs. Philadelphia	29	14	315
* Oct. 13, 1963	Charley Johnson	vs. Pittsburgh	42	21	428
* Oct. 6, 1963	Charley Johnson	vs. Minnesota	42	21	301
& Dec. 16, 1962	Charley Johnson	vs. Philadelphia	32	17	386
& Dec. 9, 1962	Charley Johnson	vs. Dallas	27	13	302
Nov. 4, 1962	Charley Johnson	at N.Y. Giants	41	26	365
Sept. 28, 1947	Paul Christman	vs. Detroit	--	16	320
Dec. 5, 1937	Pat Coffey	vs. Chicago Bears	--	--	306

+ denotes NFL rookie record

denotes team record

* and & denotes consecutive games

Career 300-Yard Passers (133 total)

Carson Palmer - 25; Kurt Warner - 22; Neil Lomax - 19; Jim Hart - 14; Charley Johnson - 12; Jake Plummer - 7; Dave Krieg - 4; Josh McCown - 3; John Skelton - 3; 2 each: Steve Beuerlein, Jeff Blake, Boomer Esiason, Kent Graham, Kevin Kolb, Ryan Lindley; Timm Rosenbach; 1 each: Derek Anderson, Chris Chandler, Paul Christman, Pat Coffey, Buddy Humphrey, Shaun King, Matt Leinart, Jay Schroeder, Drew Stanton, Tom Tupa.

INDIVIDUAL SCORING RECORDS

TOTAL POINTS

Career

1,380....Jim Bakken, 1962-78 (282 FG, 534 PAT)
699....Neil Rackers, 2003-09 (161 FG, 216 PAT)
664....Larry Fitzgerald, 2004- (110 TD, 2-pt conv., twice)
474....Greg Davis, 1991-96 (114 FG, 132 PAT)
439....Neil O'Donoghue, 1980-85 (86 FG, 181 PAT)

Season

140Neil Rackers, 2005 (40 FG, 20 PAT)
137Chandler Catanzaro, 2015 (28 FG, 53 PAT)
127Jay Feely, 2013 (30 FG, 37 PAT)
122David Johnson, 2016 (20 TD, 2-pt. conv.)
119Phil Dawson, 2017 (23 FG, 23 PAT)
Neil Rackers, 2008 (25 FG, 44 PAT)

Game

*40Ernie Nevers vs. Chicago, Nov. 28, 1929 (6 TD, 4 PAT)
30Bob Shaw vs. Baltimore, Oct. 2, 1950 (5 TD)
27Paddy Driscoll vs. Rochester, Oct. 7, 1923 (4 TD, 3 PAT)
25Jay Feely vs. Denver, Dec. 12, 2010 (5 FG, 4 PAT, TD)
Bobby Joe Conrad vs. Washington, Sept. 27, 1959 (3 TD, 7 PAT)
***NFL Record**

TOUCHDOWNS

Career

110Larry Fitzgerald, 2004-
69.....Roy Green, 1979-90
60.....Sonny Randle, 1959-66
51.....Ottis Anderson, 1979-86
John David Crow, 1958-64
50.....Ollie Matson, 1952, '54-'58
46.....Mel Gray, 1971-82
45.....Anquan Boldin, 2003-09
43.....Jackie Smith, 1963-77
42.....Stump Mitchell, 1981-90
Bobby Joe Conrad, 1958-68
Wayne Morris, 1976-83

Season

20.....David Johnson, 2016
17.....John David Crow, 1966
15.....Sonny Randle, 1960
Mal Kutner, 1948
14.....Roy Green, 1983

Game

**6Ernie Nevers vs. Chicago, Nov. 28, 1929
5.....Bob Shaw vs. Baltimore, Oct. 2, 1950
4.....Ronald Moore vs. L.A. Rams, Dec. 5, 1993
Roy Green vs. Seattle, Nov. 13, 1983
Wayne Morris vs. New Orleans, Oct. 23, 1977
MacArthur Lane at Philadelphia, Oct. 18, 1970
Dave Williams vs. New Orleans, Nov. 2, 1969
John David Crow vs. Philadelphia, Dec. 16, 1962
Ollie Matson vs. Washington, Nov. 21, 1954
Paddy Driscoll vs. Rochester, Oct. 7, 1923

****Ties NFL record**

FIELD GOALS MADE

Career

282....Jim Bakken, 1962-78
161....Neil Rackers, 2003-09
114.....Greg Davis, 1991-96
98.....Jay Feely, 2010-13
86.....Neil O'Donoghue, 1980-85

Season

40.....Neil Rackers, 2005 (42 att.)
32.....Phil Dawson, 2017 (40 att.)
30.....Jay Feely, 2013 (36 att.)
Greg Davis, 1995 (39 att.)
29.....Chandler Catanzaro, 2014 (33 att.)
28.....Chandler Catanzaro, 2015 (31 att.)
Neil Rackers, 2006 (37 att.)



Game

- 7Jim Bakken at Pittsburgh, Sept. 24, 1967
- 6Neil Rackers vs. San Francisco, Oct. 2, 2005 (Mexico City)
Jim Bakken at Atlanta, Dec. 9, 1973
- 5Chandler Catanzaro vs. St. Louis, Oct. 4, 2015
Jay Feely vs. Denver, Dec. 12, 2010
Jim Bakken at Green Bay, Sept. 29, 1976
Jim Bakken vs. Philadelphia, Dec. 13, 1964

LONGEST FIELD GOALS

- 61Jay Feely vs. Buffalo, Oct. 14, 2012
- 60Chandler Catanzaro at Buffalo, Sept. 25, 2016
- 57Phil Dawson vs. Jacksonville, Nov. 26, 2017
- 56Chandler Catanzaro at Miami, Dec. 11, 2016
- 55Jay Feely vs. Denver, Dec. 12, 2010
Neil Rackers vs. Seattle, Oct. 24, 2004
Greg Davis at Detroit, Sept. 17, 1995
Greg Davis at Seattle, Dec. 19, 1993

FIELD GOALS ATTEMPTED

Career

- 447Jim Bakken, 1962-78
- 195Neil Rackers, 2003-09
- 163Greg Davis, 1991-96
- 141Neil O'Donoghue, 1980-85
- 115Jay Feely, 2010-13

Season


- 42Neil Rackers, 2005
- 40Phil Dawson, 2017
Jim Bakken, 1966
- 39Greg Davis, 1995
Jim Bakken, 1967
- 38Jim Bakken, 1964

Game

- *9Jim Bakken at Pittsburgh, Sept. 24, 1967
- 7Jim Bakken at Atlanta, Dec. 9, 1973
Jim Bakken at Atlanta, Dec. 11, 1966
*NFL record

MOST CONSECUTIVE FIELD GOALS

- 31Neil Rackers (Games 1-10, 2005)
- 19Chandler Catanzaro (Games 7-15, 2015)
Jay Feely (Games 11-16, 2011-Games 1-5, 2012)
- 18Jay Feely (Games 3-13, 2010)
- 17Chandler Catanzaro (Games 1-9, 2014)
Jay Feely (Games 2-10, 2013)



Jim Bakken is the all-time leader in points scored in Cardinals history with 1,380.

MOST CONSECUTIVE GAMES

KICKING A FG

- 19Jim Bakken, 1966-67
- 13Neil Rackers, 2005-06
- 12Neil Rackers, 2004-05
Neil O'Donoghue, 1984
- 11Neil Rackers, 2006-07

BEST FIELD GOAL PERCENTAGE

Season (min. 10 att.)

- .952Neil Rackers, 2005 (40-42)
- .941Neil Rackers, 2009 (16-17)
- .903Chandler Catanzaro, 2015 (28-31)
- .893Jay Feely, 2012 (25-28)
Neil Rackers, 2008 (25-28)

PATS SCORED

Career

- 534Jim Bakken, 1962-78
- 216Neil Rackers, 2003-09
- 181Neil O'Donoghue, 1980-85
- 164Pat Harder, 1946-50
- 132Greg Davis, 1991-96

Season

- 53Chandler Catanzaro, 2015
Pat Harder, 1948
- 48Neil O'Donoghue, 1984
- 47Neil Rackers, 2007
- 45Pat Harder, 1949
Neil O'Donoghue, 1983

Game

- **9/9 ..Pat Harder at N.Y. Giants, Oct. 17, 1948
- 8/8Pat Harder vs. Detroit, Nov. 7, 1948
- 8/9Pat Harder at N.Y. Bulldogs, Oct. 13, 1949
Jim Bakken at Minnesota, Oct. 6, 1963
*Ties NFL record

Most Consecutive PATs

- 136Greg Davis, Sept. 1, 1991-Nov. 3, 1996 (19 in 1991, 28 in 1992, 37 in 1993, 21 in 1994, 19 in 1995, 12 in 1996)
- 124Jay Feely (29 in 2010, 33 in 2011, 25 in 2012, 37 in 2013)
Jim Bakken (44 in 1963, 40 in 1964, 33 in 1965, 7 in 1966)
- 113Neil Rackers (33 in 2007, 44 in 2008, 36 in 2009)
- 102Neil Rackers (8 in 2003, 28 in 2004, 20 in 2005, 32 in 2006, 14 in 2007)

Most PATs (No Misses) In One Season

- 53Pat Harder, 1948
- 44Neil Rackers, 2008
Jim Bakken, 1963
- 40Jim Bakken, 1964, '68

Most PATs (No Misses) In One Game

- 9Pat Harder at N.Y. Giants, Oct. 17, 1948
- 8Pat Harder vs. Detroit, Nov. 7, 1948
Jim Bakken at Minnesota, Oct. 6, 1983

MOST CONSECUTIVE GAMES SCORING TD

- 7John David Crow, 1959-60
- 6Anquan Boldin, 2008
- 514 times, most recently by Larry Fitzgerald, 2007

MOST CONSECUTIVE GAMES SCORING

- 79Jim Bakken (Sept. 14, 1963-Nov. 10, 1968)
- 65Neil Rackers (Dec. 11, 2005-Dec. 14, 2009)
- 44Jay Feely (Sept. 12, 2010-Dec. 2, 2012)
- 41Greg Davis (Nov. 3, 1991-Sept. 11, 1994)
- 34Neil Rackers (Nov. 16, 2003-Nov. 27, 2005)
Bobby Joe Conrad (Sept. 28, 1958-Nov. 27, 1960)



INDIVIDUAL RUSHING RECORDS

TOTAL RUSHING YARDS

Career

7,999...Otis Anderson, 1979-86
4,649...Stump Mitchell, 1981-89
3,863...Jim Otis, 1973-78
3,608...Johnny Roland, 1966-72
3,506...Charley Trippi, 1947-55

Season

1,605...Otis Anderson, 1979
1,376...Otis Anderson, 1981
1,352...Otis Anderson, 1980
1,270...Otis Anderson, 1983
1,239...David Johnson, 2016
1,222...Edgerrin James, 2007
1,174...Otis Anderson, 1984
1,159...Edgerrin James, 2006
1,076...Jim Otis, 1975
1,071...John David Crow, 1960
1,070...Garrison Hearst, 1995
1,047...Beanie Wells, 2011
1,042...Adrian Murrell, 1998
1,018...Ronald Moore, 1993
1,006...Stump Mitchell, 1985

Game

228Beanie Wells at St. Louis, Nov. 27, 2011 (27 att.)
214LeShon Johnson at New Orleans, Sept. 22, 1996 (21 att.)
203John David Crow vs. Pittsburgh, Dec. 18, 1960 (24 att.)
193Otis Anderson vs. Dallas, Sept. 2, 1979 (21 att.)
187David Johnson at Philadelphia, Dec. 20, 2015 (29 att.)

RUSHING ATTEMPTS

Career

1,859...Otis Anderson, 1979-86
1,011...Jim Otis, 1973-78
986...Stump Mitchell, 1981-89
962...Johnny Roland, 1966-72
894...Wayne Morris, 1976-83

Season

337Edgerrin James, 2006
331Otis Anderson, 1979
328Otis Anderson, 1981
324Edgerrin James, 2007
301Otis Anderson, 1980

Game

37.....Adrian Peterson at San Francisco, Nov. 5, 2017 (159 yards)
36.....Edgerrin James vs. Chicago, Oct. 16, 2006 (55 yards)
Ronald Moore vs. Philadelphia, Nov. 7, 1993 (160 yards)
Johnny Johnson vs. N.Y. Giants, Dec. 12, 1992 (156 yards)
Wayne Morris at Washington, Nov. 19, 1978 (123 yards)
35.....Marcel Shipp vs. San Francisco, Oct. 26, 2003 (165 yards)
George Grosvenor vs. Green Bay, Dec. 4, 1936
33.....David Johnson vs. Seattle, Oct. 23, 2016 (113 yards)
Jim Otis at Chicago, Dec. 14, 1975 (147 yards)
32.....Adrian Murrell at Philadelphia, Dec. 13, 1998 (174 yards)
Ronald Moore at Atlanta, Jan. 2, 1994 (96 yards)
31.....Otis Anderson at N.Y. Giants, Nov. 30, 1980 (168 yards)
Otis Anderson at N.Y. Giants, Sept. 9, 1979 (109 yards)

TOUCHDOWNS RUSHING

Career

46.....Otis Anderson, 1979-86
37.....Wayne Morris, 1976-83
33.....John David Crow, 1958-64
32.....Stump Mitchell, 1981-89
27.....Johnny Roland, 1966-72
Elmer Angsman, 1946-52

Season

16David Johnson, 2016
14John David Crow, 1962
12Ernie Nevers, 1929
11MacArthur Lane, 1970
10Beanie Wells, 2011
Tim Hightower, 2008
Donny Anderson, 1973
Johnny Roland, 1967

Game

*6.....Ernie Nevers vs. Chicago, Nov. 28, 1929
4.....Ronald Moore vs. L.A. Rams, Dec. 5, 1993
Wayne Morris vs. New Orleans, Oct. 23, 1977
Paddy Driscoll vs. Rochester, Oct. 17, 1923
*NFL record

RUSHING AVERAGE

Career (min. 500 att.)

5.1Charley Trippi, 1947-55 (687 att., 3,511 yards)
4.7Stump Mitchell, 1981-89 (943 att., 4,484 yards)
4.6Terry Metcalf, 1973-77 (748 att., 3,438 yards)
4.5John David Crow, 1958-64 (784 att., 3,489 yards)
4.4Ollie Matson, 1952 (761 att., 3,331 yards)

Season (min. 100 att.)

5.9John David Crow, 1960 (183 att., 1,071 yards)
5.5Andre Ellington, 2013 (118 att., 652 yards)
Stump Mitchell, 1985 (182 att., 1,006 yards)
5.4Elmer Angsman, 1949 (125 att., 674 yards)
Charley Trippi, 1948 (128 att., 690 yards)
5.0Terry Metcalf, 1977 (149 att., 739 yards)
Ollie Matson, 1954 (101 att., 506 yards)
Charley Trippi, 1949 (112 att., 558 yards)

Game (Min. 10 attempts)

13.0Charley Trippi at Washington, Sept. 26, 1949 (10 att., 130 yards)
12.7Bobby Joe Conrad vs. Washington, Sept. 27, 1959 (11 att., 140 yards)
11.9Ollie Matson at Washington, Oct. 20, 1957 (13 att., 155 yards)
11.2Charley Trippi at Chicago, Dec. 16, 1951 (13 att., 145 yards)
10.8Stump Mitchell vs. Washington, Dec. 21, 1985 (12 att., 129 yards)

LONGEST RUNS

83John David Crow vs. Washington, Oct. 4, 1958 (TD)
82Elmer Angsman vs. Detroit, Oct. 23, 1949 (TD)
80Andre Ellington vs. Atlanta, Oct. 27, 2013 (TD)
Tim Hightower at Atlanta, Sept. 19, 2010 (TD)
Paddy Driscoll vs. Kansas City, Oct. 18, 1925 (TD)
79Ollie Matson vs. Pittsburgh, Nov. 25, 1956
Ollie Matson vs. Washington, Nov. 21, 1954

MOST CONSECUTIVE GAMES TDS RUSHING

5Otis Anderson, 1983-84
Donny Anderson, 1972-73
MacArthur Lane, 1970
Elmer Angsman, 1948
4Beanie Wells, 2011
Tim Hightower, 2009
John David Crow, 1964
Ollie Matson, 1957
Pat Harder, 1946-47 and '47 (twice)

MOST 100-YARD RUSHING GAMES

Career

34.....Otis Anderson, 1979-86
14.....Stump Mitchell, 1981-89
9.....Jim Otis, 1973-77
8.....Edgerrin James, 2006-2008
6.....Johnny Johnson, 1990-92
Johnny Roland, 1966-72
Ollie Matson, 1954-57

Season

9Otis Anderson, 1979
7Otis Anderson, 1979
6Otis Anderson, 1980
5Jim Otis, 1976



Charley Trippi's 5.1-yard rushing average is the best career average in Cardinals history.



INDIVIDUAL PASSING RECORDS

TOTAL PASSING YARDS

Career

34,639Jim Hart, 1966-83
22,771Neil Lomax, 1981-89
17,622Jake Plummer, 1997-02
16,782Carson Palmer, 2013-17
15,843Kurt Warner, 2005-09
14,928Charley Johnson, 1961-69

Season

4,671Carson Palmer, 2015
4,614Neil Lomax, 1984
4,583Kurt Warner, 2008
4,274Carson Palmer, 2013
4,233Carson Palmer, 2016

Game

522..Boomer Esiason at Washington, Nov. 10, 1996, OT (35 comp., 59 att.)
484..Kurt Warner vs. San Francisco, Nov. 25, 2007, OT (34 comp., 48 att.)
472..Kurt Warner at N.Y. Jets, Sept. 28, 2008 (40 comp., 57 att.)
468..Neil Lomax at Washington, Dec. 16, 1984 (37 comp., 46 att.)
465..Jake Plummer vs. Dallas, Nov. 15, 1998 (31 comp., 56 att.)

PASS ATTEMPTS

Career

5,069..Jim Hart, 1966-83
3,153..Neil Lomax, 1981-89
2,754..Jake Plummer, 1997-02
2,197..Carson Palmer, 2013-17
2,105..Kurt Warner, 2005-09
2,047..Charley Johnson, 1961-69

Season

598..Kurt Warner, 2008 (401 comp.)
597..Carson Palmer, 2016 (364 comp.)
572..Carson Palmer, 2013 (362 comp.)
560..Neil Lomax, 1984 (345 comp.)
547..Jake Plummer, 1998 (324 comp.)

Game

61..Neil Lomax at San Diego, Sept. 20, 1987 (32 comp., 457 yards)
59..Boomer Esiason at Wash., Nov. 10, 1996-OT (35 comp., 522 yards)
58..Kent Graham vs. St. Louis Rams, Sept. 29, 1996, OT (37 comp., 366 yards)
57..Kurt Warner at N.Y. Jets, Sept. 28, 2008 (40 comp., 472 yards)
Jake Plummer at Green Bay, Jan. 2, 2000 (35 comp., 396 yards)

PASS COMPLETIONS

Career

2,590..Jim Hart, 1966-83
1,817..Neil Lomax, 1981-89
1,540..Jake Plummer, 1997-02
1,373..Carson Palmer, 2013-17
1,371..Kurt Warner, 2005-09

Season

401..Kurt Warner, 2008 (598 att.)
364..Carson Palmer, 2016 (597 att.)
362..Carson Palmer, 2013 (572 att.)
345..Neil Lomax, 1984 (560 att.)
342..Carson Palmer, 2015 (537 att.)

Game

40..Kurt Warner at N.Y. Jets, Sept. 28, 2008 (57 att., 472 yards)
37..Kent Graham vs. St. Louis, Sept. 29, 1996, OT (58 att., 366 yards)
Neil Lomax at Washington, Dec. 16, 1984 (46 att., 468 yards)
35..Carson Palmer at Carolina, Oct. 30, 2016 (46 att., 363 yards)
Kurt Warner at Carolina, Oct. 26, 2008 (49 att., 381 yards)
Kurt Warner vs. Atlanta, Dec. 23, 2007, OT (52 att., 369 yards)
Jake Plummer at Green Bay, Jan. 2, 2000 (57 att., 396 yards)
Boomer Esiason at Wash., Nov. 10, 1996, OT (59 att., 522 yards)



QB Jim Hart is the franchise leader in career passing attempts, completions, yardage and touchdowns.

TOUCHDOWN PASSES

Career

209..Jim Hart, 1966-83
136..Neil Lomax, 1981-89
108..Charley Johnson, 1961-69
105..Carson Palmer, 2013-17
100..Kurt Warner, 2005-09

Season

35..Carson Palmer, 2015
30..Kurt Warner, 2008
28..Charley Johnson, 1963
Neil Lomax, 1984
27..Kurt Warner, 2007

Game

6..Charley Johnson vs. New Orleans, Nov. 2, 1969
Charley Johnson at Cleveland, Sept. 26, 1965
Jim Hardy vs. Baltimore, Oct. 2, 1950
5..Kurt Warner at Chicago, Nov. 8, 2009
Charley Johnson vs. Dallas, Dec. 9, 1962
4..Carson Palmer vs. Cincinnati, Nov. 22, 2015
Carson Palmer at Cleveland, Nov. 1, 2015
Carson Palmer at Chicago, Sept. 20, 2015
Kurt Warner vs. Seattle, Dec. 28, 2008
Jake Plummer vs. Detroit, Nov. 18, 2001
*Jake Plummer vs. Washington, Dec. 7, 1997
Kent Graham vs. St. Louis, Sept. 29, 1996 (OT)
Dave Krieg vs. Atlanta, Nov. 26, 1995 (OT)
Gary Hogeboom at Seattle, Sept. 17, 1989
Neil Lomax vs. Seattle, Nov. 13, 1983
Jim Hart at Dallas, Sept. 28, 1975
Jim Hart vs. N.Y. Giants, Oct. 28, 1973
Jim Hart at Philadelphia, Oct. 22, 1967
Charley Johnson vs. Philadelphia, Dec. 8, 1963
John Roach at L.A. Rams, Sept. 23, 1960
Lamar McHan at Washington, Nov. 9, 1958
Lamar McHan vs. Philadelphia, Nov. 4, 1956
Ray Malloof at N.Y. Giants, Oct. 17, 1948
Paul Christman at Detroit, Oct. 13, 1946
*Cardinal rookie record

PASSES HAD INTERCEPTED

Career

247..Jim Hart, 1966-83
114..Jake Plummer, 1997-02
110..Charley Johnson, 1961-69
90..Neil Lomax, 1981-88
77..Lamar McHan, 1954-58

Game

*8..Jim Hardy vs. Philadelphia, Sept. 24, 1950

*NFL record

Opponent/Game

5..Matt Ryan at Atlanta, Nov. 18, 2012
Heath Shuler at Washington, Oct. 16, 1994
Gerry Danielson vs. Detroit, Dec. 4, 1978
Norm Sneed at Philadelphia, Oct. 2, 1966
Eddie LeBaron at Dallas, Nov. 5, 1961

LOWEST INTERCEPTION RATE

Season

1.3..Carson Palmer, 2014 (224-3)
2.0..Carson Palmer, 2015 (537-11)
Kent Graham, 1997 (250-5)
2.1..Jim Hart, 1974 (388-8)
2.1..Drew Stanton, 2014 (240-5)

COMPLETION PERCENTAGE

Season

67.1..Kurt Warner, 2008 (401-598)
66.1..Kurt Warner, 2009 (339-513)
64.5..Kurt Warner, 2005 (242-375)
63.7..Carson Palmer, 2015 (342-537)

Game (Min. 20 attempts)

*92.3..Kurt Warner at Jacksonville, Sept. 20, 2009 (24-26)
84.4..Carson Palmer vs. St. Louis, Dec. 8, 2013 (27-32)
81.8..Steve Beuerlein at Atlanta, Jan. 2, 1994 (27-33)
81.3..John Roach vs. Washington, Nov. 6, 1960 (13-16)
80.4..Neil Lomax at Washington, Dec. 16, 1984 (37-46)

*NFL record

LONGEST PASS PLAYS

98..Jim Hart to Ahmad Rashad vs. L.A. Rams, Dec. 10, 1972
Ogden Compton to Dick Lane at Green Bay, Nov. 13, 1955 (TD)
Doug Russell to Gaynell Tinsley vs. Cleveland Rams, Nov. 27, 1938 (TD)
97..Pat Coffee to Gaynell Tinsley vs. Chicago, Dec. 5, 1937 (TD)
93..Neil Lomax to Ernie Jones vs. Philadelphia, Dec. 10, 1988 (TD)
91..Carson Palmer to Michael Floyd at Jacksonville, Nov. 17, 2013 (TD)
M.C. Reynolds to John David Crow at Cleveland, Dec. 12, 1958 (TD)



MOST CONSECUTIVE PASS COMPLETIONS

Game

- 15.. Carson Palmer vs. Seattle, Oct. 17, 2013
Kurt Warner at Jacksonville, Sept. 20, 2009
Jake Plummer vs. Washington, Nov. 8, 1998
- 14.. Kent Graham vs. St. Louis, Sept. 29, 1996 (OT)
Steve Bueherlein at Atlanta, Jan. 2, 1994
- 13.. Kurt Warner: 4 at San Francisco, Sept. 7, 2008; 9 vs. Miami, Sept. 14, 2008
Josh McCown at Atlanta, Sept. 26, 2004
- 12.. Kurt Warner at Baltimore, Sept. 23, 2007
Kurt Warner: 2 vs. Washington, Dec. 11, 2005; 10 at Houston, Dec. 18, 2005
Neil Lomax at Tampa Bay, Dec. 20, 1987
Neil Lomax: 5 vs. N.Y. Giants, Oct. 25, 1987; 7 vs. Philadelphia, Nov. 2, 1987
Jim Hart vs. Chicago, Sept. 25, 1977

MOST CONSECUTIVE GAMES THROWING TOUCHDOWN PASS

- 22.. Kurt Warner (Game 9 in 2007–Game 14 in 2008)
- 19.. Neil Lomax (Game 9 in 1983–Game 11 in 1984)
- 18.. Carson Palmer (Games 4–16 in 2013; Game 1, 5–8 in 2014)

- 16.. Charley Johnson (Game 4 in 1964–Game 5 in 1965)
- 14.. Neil Lomax (Games 1–2, 6–15 in 1987; Games 1–2 in 1988)

FEWEST PASSES HAD INTERCEPTED

Season

- 2.. John Skelton, 2010 (126 att.)
- 3.. Carson Palmer, 2014 (224 att.)
Kevin Kolb, 2012 (183 att.)
- 4.. Paul Christman, 1948 (114 att.)
Ray Mallouf, 1941 (96 att.)

HIGHEST PASSER RATING

Season

- 104.6. Carson Palmer, 2015
- 96.9 .. Kurt Warner, 2008
- 95.6 .. Carson Palmer, 2014
- 93.2 .. Kurt Warner, 2009
- 92.5 .. Neil Lomax, 1984

Game

- 158.3... Kurt Warner vs. Miami, Sept. 14, 2008
- 154.2... Carson Palmer at Detroit, Oct. 11, 2015
- 150.0... Kurt Warner at Baltimore, Sept. 23, 2007
- 145.3... Neil Lomax vs. Seattle, Nov. 13, 1983
- 145.2... Charley Johnson at Minnesota, Oct. 6, 1963

INDIVIDUAL RECEIVING RECORDS

TOTAL RECEPTIONS

Career

- 1,234 Larry Fitzgerald, 2004–
- 586.. Anquan Boldin, 2003–09
- 535.. Larry Centers, 1990–98
- 522.. Roy Green, 1979–90
- 493.. Frank Sanders, 1995–02
- 480.. Jackie Smith, 1963–77
- 468.. Pat Tilley, 1976–86
- 418.. Bobby Joe Conrad, 1958–68
- 377.. J.T. Smith, 1985–90
- 351.. Mel Gray, 1971–82

Season

- 109.. Larry Fitzgerald, 2017 (1,156 yards, 6 TD)
Larry Fitzgerald, 2015 (1,215 yards, 9 TD)
- 107.. Larry Fitzgerald, 2016 (1,023 yards, 6 TD)
- 103.. Larry Fitzgerald, 2005 (1,409 yards, 10 TD)
- 102.. Anquan Boldin, 2005 (1,402 yards, 7 TD)
- 101.. Anquan Boldin, 2003 (1,377 yards, 8 TD)
Larry Centers, 1995 (962 yards, 2 TD)
- 100.. Larry Fitzgerald, 2007 (1,409 yards, 10 TD)
- 99.. Larry Centers, 1996 (766 yards, 7 TD)
- 98.. David Boston, 2001 (1,598 yards, 8 TD)
- 97.. Larry Fitzgerald, 2009 (1,092 yards, 13 TD)
Rob Moore, 1997 (1,584 yards, 8 TD)

Game

- 16.. Sonny Randle at N.Y. Giants, Nov. 4, 1962 (256 yards, TD)
- 14.. Anquan Boldin at Baltimore, Sept. 23, 2007 (181 yards, 2 TD)
- 13.. Larry Fitzgerald at Seattle, Oct. 18, 2009 (100 yards, TD)
Anquan Boldin at Seattle, Nov. 16, 2008 (186 yards)
Anquan Boldin vs. Atlanta, Dec. 23, 2007, OT (162 yards, 2 TD)
Larry Fitzgerald at N.Y. Giants, Sept. 11, 2005 (155 yards, TD)
Frank Sanders at Green Bay, Jan. 2, 2000 (118 yards, TD)
Larry Centers vs. St. Louis, Sept. 29, 1996, OT (83 yards)

TOUCHDOWNS RECEIVING

Career

- 110.. Larry Fitzgerald, 2004–
- 66.. Roy Green, 1979–90
- 60.. Sonny Randle, 1959–66
- 45.. Mel Gray, 1971–82
- 44.. Anquan Boldin, 2003–09

Season

- 15.. Sonny Randle, 1960
- 14.. Roy Green, 1983; Mal Kutner, 1948
- 13.. Larry Fitzgerald, 2009
- 12.. Larry Fitzgerald, 2008; Roy Green, 1984; Sonny Randle, 1963;
Bob Shaw, 1950

Game

- *5.. Bob Shaw vs. Baltimore, Oct. 2, 1950
- 4.. J.T. Smith at Washington, Oct. 8, 1989
Roy Green at Seattle, Sept. 17, 1989
Roy Green vs. Seattle, Nov. 13, 1983
Dave Williams vs. New Orleans, Nov. 2, 1969
- *Ties NFL record

TOTAL RECEIVING YARDAGE

Career

- 15,545..... Larry Fitzgerald, 2004–
- 8,496..... Roy Green, 1979–90
- 7,918..... Jackie Smith, 1963–77
- 7,520..... Anquan Boldin, 2003–09
- 7,005..... Pat Tilley, 1976–86

Season

- 1,598..... David Boston, 2001
- 1,584..... Rob Moore, 1997
- 1,555..... Roy Green, 1984
- 1,431..... Larry Fitzgerald, 2008
- 1,411..... Larry Fitzgerald, 2011
- 1,409..... Larry Fitzgerald, 2007
Larry Fitzgerald, 2005

Game

- 256.... Sonny Randle vs. N.Y. Giants, Nov. 4, 1962 (16 rec., TD)
- 217.... Anquan Boldin at Detroit, Sept. 7, 2003 (10 rec., 2 TD)
- 212.... Jackie Smith vs. Pittsburgh, Oct. 13, 1963 (9 rec., 2 TD)
- 198.... Sonny Randle at Cleveland, Sept. 26, 1965 (7 rec., 3 TD)
- 197.... John Gilliam vs. Pittsburgh, Oct. 5, 1969 (10 rec., TD)

MOST CONSECUTIVE GAMES CATCHING A PASS

- 211.... Larry Fitzgerald (Game 8 in 2004–)
- 121.... Mel Gray (Game 3 in 1973–Game 4 in 1982)
- 94.... Bobby Joe Conrad (Game 9 in 1961–Game 4 in 1968)
- 89.... Larry Centers (Game 7 in 1993–Game 16 in 1998)
- 74.... Roy Green (Game 2 in 1981–Game 10 in 1986)

MOST CONSECUTIVE GAMES CATCHING TOUCHDOWN PASS

- 6.... Anquan Boldin, 2008
- 5.... Larry Fitzgerald, 2007
Ricky Proehl, 1993
Bobby Joe Conrad, 1963
Sonny Randle, 1960, '61–62, '64–65 (three times)
Bob Shaw, 1950
Mal Kutner, 1947

MOST CONSECUTIVE 100-YARD GAMES

- 5.... Anquan Boldin, 2005
- 4.... Rob Moore, 1997
David Boston, 2001
- 3.... Numerous times (most recently by Larry Fitzgerald, 2008)

MOST PASSES CAUGHT BY RUNNING BACK

Season

- 101... Larry Centers, 1995
- 99... Larry Centers, 1996
- 80... David Johnson, 2016
- 77... Larry Centers, 1994
- 73... Michael Pittman, 2000



INDIVIDUAL COMBINED YARDAGE RECORDS

RUSHING/RECEIVING/RETURNS

Career

- 15,613 Larry Fitzgerald, 2004– (68/15,545/0)
- 11,988 Stump Mitchell, 1981–89 (4,649/1,955/5,384)
- 10,860 Roy Green, 1979–90 (148/8,496/2,216)
- 10,494 Ottis Anderson, 1979–86 (7,999/2,495/0)
- 9,040 Terry Metcalf, 1973–77 (3,438/1,862/3,748)

Season

- 2,462 Terry Metcalf, 1975 (816/378/1,268)
- 2,402 MarTay Jenkins, 2000 (4/219/2,187)
- 2,191 Kevin Williams, 1997 (-2/273/1,920)
- 2,118 David Johnson, 2016 (1,239/879/0)
- 2,058 Terry Metcalf, 1974 (718/377/963)

Game

- 324 Steve Breaston at NY Jets, Sept. 28, 2008 (0/122/202)
- 284 Ollie Matson vs. Pittsburgh, Dec. 31, 1954 (85/74/125)
- 280 Terry Metcalf vs. Buffalo, Nov. 27, 1975 (7/52/221)
- 278 Ollie Matson vs. Pittsburgh, Oct. 26, 1952 (82/121/75)
- 276 Ollie Matson vs. Washington, Nov. 21, 1954 (163/64/49)
- Ollie Matson at Pittsburgh, Nov. 28, 1954 (115/161/0)

INDIVIDUAL INTERCEPTIONS RECORDS

TOTAL INTERCEPTIONS

Career


- 52 Larry Wilson, 1960–72
- 46 Aeneas Williams, 1991–2000
- 40 Roger Wehrli, 1969–82
- 30 Dick "Night Train" Lane, 1954–59
- 29 Pat Fischer, 1961–67

Season

- 12 Bob Nussbaumer, 1949
- 11 Lindon Crow, 1956
- 10 Larry Wilson, 1966
- Pat Fischer, 1964
- Jerry Norton, 1960
- Dick "Night Train" Lane, 1954
- Ray Ramsey, 1953

Game

- *4 Kwamie Lassiter vs. San Diego, Dec. 27, 1998
- Jerry Norton at Pittsburgh, Nov. 26, 1961
- Jerry Norton at Washington, Nov. 20, 1960
- Bob Nussbaumer at N.Y. Bulldogs, Nov. 13, 1949
- 3 Antrel Rolle at Cincinnati, Nov. 18, 2007
- Adrian Wilson vs. Dallas, Oct. 20, 2002
- Ronald McKinnon vs. Chicago, Oct. 11, 1998
- Ken Greene vs. Buffalo, Nov. 15, 1981
- Perry Smith at Detroit, Dec. 3, 1978
- Roger Wehrli vs. Dallas, Dec. 7, 1975
- Larry Wilson vs. Chicago, Oct. 31, 1966
- Larry Wilson vs. Cleveland, Dec. 19, 1965
- Bobby Joe Conrad at Pittsburgh, Dec. 13, 1958
- Don Paul vs. N.Y. Giants, Nov. 1, 1953
- Ray Ramsey vs. Philadelphia, Sept. 30, 1951
- Jerry Davis at L.A. Rams, Dec. 4, 1949
- Mal Kutner at Green Bay, Nov. 24, 1946
- *Ties NFL record



Hall of Fame safety Larry Wilson holds the franchise career record with 52 INTs.

INTERCEPTION YARDAGE

Career

- 800 Larry Wilson, 1960–72
- 653 Aeneas Williams, 1991–2000
- 628 Dick "Night Train" Lane, 1954–59
- 529 Pat Fischer, 1961–67
- 508 Adrian Wilson, 2001–12

Season

- 237 Ray Ramsey, 1953
- 231 Antrel Rolle, 2007
- 206 Dick Lane, 1956

Game

- 127 Antrel Rolle at Cincinnati, Nov. 18, 2007 (3 INT, 2 TD)
- 115 Larry Wilson vs. Cleveland, Dec. 19, 1965 (3 INT, TD)
- 110 Jerry Norton at Pittsburgh, Nov. 26, 1961 (4 INT, 2 TD)
- 106 Ken Greene vs. Buffalo, Nov. 15, 1981 (3 INT)

LONGEST INTERCEPTION RETURN

- 102 Greg Toler vs. Detroit, Dec. 16, 2012 (TD)
- 99 Dominique Rodgers-Cromartie vs. St. Louis, Dec. 7, 2008 (TD)
- Adrian Wilson at Atlanta, Oct. 1, 2006 (TD)
- 96 Larry Wilson vs. Cleveland, Dec. 19, 1965 (TD)
- 92 Leo Sanford at Pittsburgh, Sept. 26, 1955 (TD)
- 91 Larry Wilson at Philadelphia, Oct. 2, 1966 (TD)

MOST CONSECUTIVE GAMES WITH INT.

- 7 Larry Wilson, 1966
- 6 Dick Lane, 1954–55
- 5 Pat Fischer, 1963

INTERCEPTION RETURNS FOR TOUCHDOWN

Career

- 6 Aeneas Williams, 1991–2000
- 5 Larry Wilson, 1960–72
- 4 Karlos Dansby, 2004–09, 2013
- Dominique Rodgers-Cromartie, 2008–10
- Antrel Rolle, 2005–09
- 3 Justin Bethel, 2012–17
- Rashad Johnson, 2009–15
- Robert Massey, 1991–93
- Pat Fischer, 1961–67
- Bill Blackburn, 1946–50

Season

- 3 Antrel Rolle, 2007
- Robert Massey, 1992
- 2 Rashad Johnson, 2014
- Karlos Dansby, 2013
- Dominique Rodgers-Cromartie, 2010
- Rod Hood, 2007
- Karlos Dansby, 2005
- Aeneas Williams, 1997
- Aeneas Williams, 1995
- Larry Wilson, 1966
- Pat Fischer, 1964
- Jerry Norton, 1961
- Billy Stacy, 1961
- Billy Blackburn, 1948

Game

- **2 Antrel Rolle at Cincinnati, Nov. 18, 2007
- Robert Massey vs. Washington, Oct. 4, 1992
- Billy Stacy at Dallas, Nov. 5, 1961
- Jerry Norton at Pittsburgh, Nov. 26, 1961
- Billy Blackburn vs. Boston, Oct. 24, 1948
- **Ties NFL record



QUARTERBACK SACKS

QUARTERBACK SACKS

Career

66.5 ...Freddie Joe Nunn, DE, 1985-93
 56.5 ...Calais Campbell, DE/DT, 2008-16
 53.5 ...Simeon Rice, DE, 1996-00
 50.5 ...Curtis Greer, DE, 1980-88
 47.5 ...Ken Harvey, LB, 1988-93
 45.5 ...Eric Swann, DT, 1991-99
 40.5 ...Darnell Dockett, DT, 2004-14
 40.0 ...Bertrand Berry, DE, 2004-09
 37.5 ...Al Baker, DE, 1983-86
 36.0 ...David Galloway, DT, 1982-89

Season

17.0 ... Chandler Jones, LB, 2017*
 16.5 ... Simeon Rice, DE, 1999
 16.0 ... Curtis Greer, DE, 1983
 14.5 ... Bertrand Berry, DE, 2004
 14.0 ... Curtis Greer, DE, 1984
 Freddie Joe Nunn, DE, 1988
 13.0 ... Al Baker, DE, 1983
 12.5 ... Markus Golden, LB, 2016
 Simeon Rice, DE, 1996
 12.0 ... David Galloway, DT, 1983
 11.5 ... John Abraham, LB, 2013
 11.0 ... Chandler Jones, LB, 2016
 Freddie Joe Nunn, DE, 1987
 Clyde Simmons, DE, 1995
 * **Led NFL**

Game

4.5 Curtis Greer vs. Philadelphia, Dec. 18, 1983
 4.0 Bertrand Berry vs. N.Y. Giants, Nov. 14, 2004
 3.0 Dwight Freenev vs. Green Bay, Dec. 27, 2015
 Calais Campbell at Seattle, Nov. 23, 2014
 John Abraham vs. St. Louis, Dec. 8, 2013
 John Abraham vs. Houston, Nov. 10, 2013
 Darnell Dockett at New Orleans, Sept. 22, 2013
 Darnell Dockett at Tennessee, Nov. 29, 2009

3.0 Bertrand Berry at Oakland, Oct. 22, 2006
 Adrian Wilson at St. Louis, Nov. 20, 2005
 Simeon Rice at Philadelphia, Nov. 19, 2000
 Ken Harvey at Washington, Sept. 12, 1993
 Ken Harvey at Dallas, Nov. 3, 1991
 Ken Harvey at Atlanta, Dec. 9, 1990
 Freddie Joe Nunn at Dallas, Oct. 30, 1988
 Curtis Greer vs. Dallas, Sept. 13, 1987
 Al Baker vs. Philadelphia, Dec. 18, 1983
 E.J. Junior at N.Y. Giants, Dec. 4, 1983
 David Galloway vs. Seattle, Nov. 13, 1983
 Curtis Greer vs. Dallas, Sept. 11, 1983

CONSECUTIVE GAMES WITH SACK

7 Curtis Greer (Games 13-16, 1984-Games 1-3, 1985)
 5 Chandler Jones (Games 15-16, 2016-Games 1-3, 2017;
 5-9, 2017)
 Markus Golden (Games 1-5, 2016)
 Chike Okeafor (Games 12-16, 2006)
 Curtis Greer (Games 6-10, 1984)
 Al Baker (Games 12-16, 1984)

MULTIPLE-PLAYER, MULTIPLE-SACK GAMES

9.5 Curtis Greer (4.5), Al Baker (3) and David Galloway (2) vs. Philadelphia, Dec. 18, 1983
 8.5 Al Baker (2.5), Leonard Smith (2), Anthony Bell (2) and Freddie Joe Nunn (2) at Philadelphia, Dec. 7, 1986
 6.5 E.J. Junior (2.5), Al Baker (2) and Curtis Greer (2) at New England, Dec. 2, 1984
 6.0 Calais Campbell (2), Karlos Dansby (2) and Daryl Washington (2) vs. Carolina, Oct. 6, 2013
 Bertrand Berry (4) and Karlos Dansby (2) vs. N.Y. Giants, Nov. 14, 2004
 5.5 Markus Golden (2.5), Calais Campbell (1.5) and Chandler Jones (1.5) at Los Angeles, Jan. 1, 2017
 Dwight Freenev (3.0) and Calais Campbell (2.5) vs. Green Bay, Dec. 27, 2015

INDIVIDUAL PUNTING RECORDS

TOTAL PUNTS

Career

714Scott Player, 1998-2006
 360Carl Birdsong, 1981-85
 346Rich Camarillo, 1989-93
 337Jeff Feagles, 1994-97
 288Dave Zastudil, 2011-14

Season

112Dave Zastudil, 2012 (46.5 avg.)
 99Larry Swider, 1980 (41.5 avg.)
 98Scott Player, 2004 (43.1 avg.)
 Jeff Feagles, 1994 (40.6 avg.)
 94Ben Graham, 2010 (43.4 avg.)
 Scott Player, 1999 (42.0 avg.)

Game

12Beryl Clark vs. Detroit, Oct. 15, 1940
 11Dave Zastudil at Denver, Oct. 5, 2014
 Larry Swider vs. Washington, Dec. 21, 1980
 Gary Keithley at Washington, Oct. 21, 1973
 King Hill vs. Minnesota, Oct. 19, 1969
 10Dave Zastudil at NY Jets, Dec. 2, 2012
 Scott Player vs. Tennessee, Oct. 23, 2005
 Scott Player at Buffalo, Oct. 31, 2004
 Scott Player at N.Y. Jets, Nov. 7, 1999
 Carl Birdsong at N.Y. Giants, Dec. 4, 1983
 Carl Birdsong vs. Washington, Jan. 2, 1983
 Jerry Norton vs. N.Y. Giants, Oct. 8, 1961
 Charley Trippi at Philadelphia, Dec. 4, 1955
 Charley Trippi vs. Philadelphia, Oct. 3, 1954
 Frank Polsfoot vs. N.Y. Giants, Nov. 5, 1951
 Jim Hardy at Chicago, Oct. 8, 1950

TOTAL YARDS

Career

30,752 ...Scott Player, 1998-2006
 15,114 ...Rich Camarillo, 1989-93
 14,916 ...Carl Birdsong, 1981-85
 14,503 ...Jeff Feagles, 1994-97
 13,191 ...Dave Zastudil, 2011-14

Season

5,209 ...Dave Zastudil, 2012
 4,230 ...Scott Player, 2004
 4,159 ...Andy Lee, 2017
 4,111 ...Larry Swider, 1980
 4,080 ...Ben Graham, 2010
 4,045 ...Ben Graham, 2009

AVERAGE YARDS PER PUNT

Career

45.8 ...Dave Zastudil, 2011-14 (288-13,191)
 44.9 ...Jerry Norton, 1959-61 (183-8,219)
 44.8 ...Ben Graham, 2008-11 (205-9,176)
 43.7 ...Rich Camarillo, 1989-93 (346-15,114)
 43.1 ...Scott Player, 1998-2006 (714-30,752)

Season

47.3 ...Andy Lee, 2017 (88-4,159)
 47.0 ...Ben Graham, 2009 (86-4,045)
 46.5 ...Dave Zastudil, 2012 (112-5,209)
 45.7 ...Dave Zastudil, 2013 (78-3,566)
 45.6 ...Jerry Norton, 1960 (39-1,778)
 45.3 ...Rich Camarillo, 1991 (76-3,445)

Game (Min. 4 punts)

54.7 ...Ben Graham vs. San Francisco, Sept. 13, 2009 (6-328)
 54.5 ...Drew Butler vs. San Diego, Sept. 8, 2014 (4-218)
 54.0 ...Scott Player vs. Seattle, Sept. 14, 2003 (4-206)
 53.3 ...Dave Mann at Pittsburgh, Oct. 13, 1957 (4-213)
 53.2 ...Rich Camarillo vs. Atlanta, Oct. 20, 1991 (5-266)
 Andy Lee at Seattle, Dec. 31, 2017 (6-319)

MOST DOWNED PUNTS INSIDE THE 20

Career ("Punts Inside the 20" have been compiled since 1976)

179Scott Player, 1998-06
 106Dave Zastudil, 2011-14
 102Rich Camarillo, 1989-93
 100Jeff Feagles, 1994-97
 80Ben Graham, 2008-11

Season

*46Dave Zastudil, 2012
 42Ben Graham, 2009
 35Dave Zastudil, 2013
 34Drew Butler, 2014
 33Jeff Feagles, 1994
 ***NFL record**

LONGEST PUNT

Cardinals

84Doug Russell vs. Chicago, Sept. 11, 1938
 81Mike Wood at N.Y. Giants, Dec. 10, 1978
 78Ernie Nevers vs. Green Bay, Nov. 13, 1930
 Jerry Norton at Dallas, Nov. 5, 1961



INDIVIDUAL PUNT RETURN RECORDS

TOTAL PUNT RETURNS

Career

193Vai Sikahema, 1986–90
173Patrick Peterson, 2011–
156Stump Mitchell, 1981–89
113Steve Breaston, 2007–10
80Terry Metcalf, 1973–77

Season

51Patrick Peterson, 2012
44Patrick Peterson, 2011
Vai Sikahema, 1987
43Eric Metcalf, 1998
Vai Sikahema, 1986

PUNT RETURN YARDAGE

Career

2,152 ...Vai Sikahema, 1986–90
1,752 ...Patrick Peterson, 2011–
1,377 ...Stump Mitchell, 1981–89
921 ...Terry Metcalf, 1973–77
885 ...Steve Breaston, 2007–10

Season

699 ...Patrick Peterson, 2011#
550 ...Vai Sikahema, 1987
522 ...Vai Sikahema, 1986
462 ...Kevin Williams, 1997
461 ...Arnold Jackson, 2001
NFL rookie record



Two-time Pro Bowler Vai Sikahema (1986-90) is the franchise's all-time leader in punt returns and yardage.

Game

145Vai Sikahema vs. Tampa Bay, Dec. 21, 1986
143Chuck Latourette at New Orleans, Sept. 29, 1968
142Johnny Roland at Philadelphia, Oct. 2, 1966
127Patrick Peterson vs. St. Louis, Nov. 6, 2011
112Patrick Peterson at Baltimore, Oct. 30, 2011

LONGEST PUNT RETURN

99tPatrick Peterson vs. St. Louis, Nov. 6, 2011
95tFrank Bernardi at Washington, Oct. 14, 1956
89tPatrick Peterson vs. Carolina, Sept. 11, 2011
88tPhil Sarboe vs. N.Y. Giants, Oct. 17, 1935
86tChuck Latourette at New Orleans, Sept. 29, 1968
Johnny Roland at Philadelphia, Oct. 2, 1966

AVERAGE YARDS

Career

13.7 ... Charley Trippi, 1947–55 (63–864)
12.0 ... Willard Harrell, 1978–84 (71–854)
11.5 ... Terry Metcalf, 1973–77 (80–921)
11.2 ... Vai Sikahema, 1986–90 (193–2,152)
9.4 ... Patrick Peterson, 2011– (186–1,752)

Season (15 or more returns)

20.93... John "Red" Cochran, 1949 (15–314)
20.88... Jerry Davis, 1948 (16–334)
15.89... Patrick Peterson, 2011 (44–699)
13.15... Johnny Bailey, 1992 (20–263)
13.08... Terry Metcalf, 1974 (26–340)

Game

49.0 ... Patrick Peterson vs. Carolina, Sept. 11, 2011 (2–98)
47.7 ... Chuck Latourette at New Orleans, Sept. 29, 1968 (3–143)
47.3 ... Johnny Roland at Philadelphia, Oct. 2, 1966 (3–142)
38.0 ... Ted Ginn, Jr. at N.Y. Giants, Sept. 14, 2014 (2–76)
36.3 ... Vai Sikahema vs. Tampa Bay, Dec. 21, 1986 (4–145)

MOST TOUCHDOWNS

4Patrick Peterson, 2011*
3Ollie Matson, 1954, '55 (2)
Vai Sikahema, 1986 (2), '87
2Phil Sarboe, 1935
Jerry Davis, 1948
Charley Trippi, 1948
John "Red" Cochran, 1949
Billy Stacy, 1959
Bobby Joe Conrad, 1959, '61
Johnny Roland, 1966, '70

* Ties NFL single-season record

INDIVIDUAL KICKOFF RETURN RECORDS

TOTAL KICKOFF RETURNS

Career

177Stump Mitchell, 1981–89
164Vai Sikahema, 1986–90
163LaRod Stephens-Howling, 2009–12
151MarTay Jenkins, 2000–02
114J.J. Arrington, 2005–08

Season

82MarTay Jenkins, 2000
73Josh Scobey, 2003
67J.J. Arrington, 2006
63Reggie Swinton, 2005
62Steve Breaston, 2007

Game

9Steve Breaston at New England, Dec. 21, 2008
Josh Scobey at Cleveland, Nov. 16, 2003
8J.J. Arrington at Philadelphia, Nov. 27, 2008
J.J. Arrington vs. N.Y. Giants, Nov. 23, 2008
J.J. Arrington at Atlanta, Oct. 1, 2006
MarTay Jenkins at Jacksonville, Dec. 10, 2000

KICKOFF RETURN YARDAGE

Career

4,067LaRod Stephens-Howling, 2009–12
4,007Stump Mitchell, 1981–89
3,865MarTay Jenkins, 2000–02
3,501Vai Sikahema, 1986–90
2,804Terry Metcalf, 1973–77

Season

*2,186 .. MarTay Jenkins, 2000
1,684... Josh Scobey, 2003
1,548... LaRod Stephens-Howling, 2010
1,520... J.J. Arrington, 2006
1,458... Kevin Williams, 1997

Game

252Josh Scobey at St. Louis, Sept. 28, 2003
232J.J. Arrington vs. N.Y. Giants, Nov. 23, 2008
220J.J. Arrington at Minnesota, Nov. 26, 2006
207Kevin Williams vs. Atlanta, Dec. 21, 1997
203George Hoey vs. Philadelphia, Nov. 21, 1971

*NFL record

LONGEST KICKOFF RETURN

108t.....David Johnson at Chicago, Sept. 20, 2015
106t.....Roy Green at Dallas, Oct. 21, 1979
105t.....Frank Seno at N.Y. Giants, Oct. 20, 1946
Ollie Matson at Washington, Oct. 14, 1956
103t.....George Hoey vs. Philadelphia, Nov. 21, 1971
102t.....LaRod Stephens-Howling vs. Oakland, Sept. 26, 2010
Doug Russell vs. Cincinnati, Sept. 23, 1934
101t.....Ollie Matson vs. Pittsburgh, Nov. 23, 1958
100t.....Josh Scobey at St. Louis, Sept. 28, 2003
John Gilliam at Green Bay, Dec. 21, 1969
Ollie Matson vs. Chicago, Oct. 5, 1952



AVERAGE YARDS

Career

- 28.5 ...Ollie Matson, 1952, '54-58
- 26.2 ...Terry Metcalf, 1973-77
- 25.6 ...MarTay Jenkins, 2000-02
- 25.0 ...LaRod Stephens-Howling, 2009-12
- 23.6 ...J.J. Arrington, 2005-08

Season (15 or more attempts)

- 35.5 ...Ollie Matson, 1958 (14-497)
- 31.2 ...Terry Metcalf, 1974 (20-623)
- Ollie Matson, 1952 (20-623)
- 29.2 ...Jerry Davis, 1948 (15-437)
- 28.3 ...Don Paul, 1951 (15-424)

Game (Min. 3 attempts)

- 48.3 ...John Gilliam at Green Bay, Dec. 21, 1969 (3-145)
- 47.0 ...Terry Metcalf at Houston, Oct. 20, 1974 (3-141)
- 46.3 ...Les Goble vs. N.Y. Giants, Sept. 26, 1954 (4-185)
- 43.3 ...MarTay Jenkins at Minnesota, Nov. 12, 2000 (4-173)
- 43.0 ...Chuck Latourette at Philadelphia, Nov. 3, 1968 (3-129)

MOST TOUCHDOWNS

Career

- 6Ollie Matson, 1952 (2), '54, '56, '58 (2)
- 3LaRod Stephens-Howling, 2009-12
- 2J.J. Arrington, 2005-08
- MarTay Jenkins, 2000, '02
- Les Goble, 1954
- Terry Metcalf, 1974-75

INDIVIDUAL FUMBLE RECORDS

TOTAL FUMBLES

Season

- 16Dave Krieg, 1995
- 15Terry Metcalf, 1976
- Sam Etcheverry, 1961
- Paul Christman, 1946

Game

- 6Sam Etcheverry at N.Y. Giants, Sept. 17, 1961
- 5Paul Christman at Green Bay, Oct. 10, 1946

OPPONENT FUMBLES RECOVERED

Career

- 19Mark Arneson, 1972-80
- Roger Wehrli, 1969-82
- 16Bill Koman, 1959-67
- 14Chuck Walker, 1964-72
- 12Darnell Dockett, 2004-14
- Aeneas Williams, 1991-2000
- Larry Wilson, 1960-72
- Larry Stallings, 1963-75
- Dale Meinert, 1958-67
- Leo Sugar, 1954-60

Season

- 5Michael Bankston, 1993
- Chuck Walker, 1969
- Tom Wham, 1950

Game

- 3Corwin Clatt at Detroit, Nov. 6, 1949
- 2Many times, most recently by Jerraud Powers vs. Green Bay, Dec. 27, 2015

Season

- 2LaRod Stephens-Howling, 2010
- Ollie Matson, 1952, '58
- Les Goble, 1954

COMBINED KICK RETURN YARDAGE

Season

- 2,187 ...MarTay Jenkins, 2000 (2,186 kickoff-1 punt)
- 1,920 ...Kevin Williams, 1997 (1,458 kickoff-462 punt)
- 1,788 ...Reggie Swinton, 2005 (1,456 kickoff-332 punt)
- 1,786 ...Steve Breaston, 2007 (1,391 kickoff-395 punt)
- 1,737 ...Stump Mitchell, 1981 (1,292 kickoff-445 punt)



Hall of Fame RB Ollie Matson holds the franchise record for career kickoff return TDs (6).

OWN FUMBLES RECOVERED

Season

- 8Paul Christman, 1945
- 7Dave Krieg, 1995
- Terry Metcalf, 1974
- John Roach, 1960

Game

- 4Sam Etcheverry at N.Y. Giants, Sept. 17, 1961

MOST FUMBLES RETURNED FOR TOUCHDOWN

Career

- 3Leo Sugar, 1954, '57 (2)
- 2Kerry Rhodes, 2010 (2)
- Darnell Dockett, 2008, '10
- Adrian Wilson, 2004, '06
- Aeneas Williams, 1993, '00
- Rod Saddler, 1989, '91
- Larry Stallings, 1965, '69
- Larry Wilson, 1963, '69
- Don Brumm, 1965, '68

Season

- *2Kerry Rhodes, 2010
- Leo Sugar, 1957
- *Ties NFL record

LONGEST FUMBLE RETURN

- *104...Aeneas Williams vs. Washington, Nov. 5, 2000 (TD)
- 99Adrian Wilson at Minnesota, Nov. 26, 2006 (TD)
- 93James Sanders vs. Philadelphia, Sept. 23, 2012 (TD)
- 88Larry Wilson at Green Bay, Dec. 21, 1969 (TD)
- 85Eric Hill at L.A. Rams, Sept. 1, 1991 (TD)
- *Equals NFL record

INDIVIDUAL LONGEVITY RECORDS

SERVICE

Most Seasons

- 18Jim Hart, 1966-83
- 17Jim Bakken, 1962-78
- 15Jackie Smith, 1963-77
- 14Larry Fitzgerald, 2004-
- Roger Wehrli, 1969-82
- Larry Stallings, 1963-76
- Ernie McMillan, 1961-74
- 13Larry Wilson, 1960-72
- Luis Sharpe, 1982-94
- 12Adrian Wilson, 2001-12
- Roy Green, 1979-90
- Ken Gray, 1958-69
- Dan Dierdorf, 1971-78, '80-83
- Mel Gray, 1971-82

Most Consecutive Games Played

- 234Jim Bakken, 1962-78
- 162Ernie McMillan, 1961-73
- 160Aeneas Williams, 1991-2000
- 148Bobby Joe Conrad, 1958-68
- 134Tom Branahney, 1973-80

Most Games Played

- 234Jim Bakken, 1962-78
- 218Larry Fitzgerald, 2004-
- 199Jim Hart, 1966-83
- 198Jackie Smith, 1963-77
- 193Roger Wehrli, 1969-82
- 189Luis Sharpe, 1982-94
- 181Adrian Wilson, 2001-12
- Larry Stallings, 1963-76
- 178Ernie McMillan, 1961-74
- 169Roy Green, 1979-90
- Larry Wilson, 1960-72
- 160Aeneas Williams, 1991-2000
- Dan Dierdorf, 1971-83

Most Seasons, Head Coach

- 6Ken Whisenhunt, 2007-12
- Jim Hanifan, 1980-85
- Jim Conzelman, 1940-42, '46-48
- 5Bruce Arians, 2013-17
- Don Coryell, 1973-77
- Charley Winner, 1966-70


BIGGEST COMEBACK WINS — FRANCHISE HISTORY
25 POINTS

11/8/87 vs. Tampa Bay

Final Score 31-28

Down 28-3 entering the 4th Quarter; cut lead to 28-10 early in the 4th Quarter

QTR	TEAM	BOX SCORE	TAM	STL
1st	TAM	Mark Carrier 5-yard pass from Steve DeBerg (Donald Igwebuike kick)	7	0
2nd	TAM	Gerald Carter 3-yard pass from Steve DeBerg (Donald Igwebuike kick)	14	0
	STL	Jim Gallery 31-yard field goal	14	3
3rd	TAM	Jeff Smith 34-yard pass from Steve DeBerg (Donald Igwebuike kick)	21	3
	TAM	Jeff Smith 3-yard rush (Donald Igwebuike kick)	28	3
4th	STL	Robert Awalt 4-yard pass from Neil Lomax (Jim Gallery kick)	28	10
	STL	Niko Noga 24-yard fumble return (Jim Gallery kick)	28	17
	STL	J.T. Smith 11-yard pass from Neil Lomax (Jim Gallery kick)	28	24
	STL	J.T. Smith 17-yard pass from Neil Lomax (Jim Gallery kick)	28	31

23 POINTS

11/6/88 vs. San Francisco

Final Score 24-23

Down 23-0 in the 3rd Quarter; cut lead to 23-7 by the end of the 3rd Quarter and 23-10 early in the 4th Quarter

QTR	TEAM	BOX SCORE	SF	PHO
1st	SF	Mike Cofer 42-yard field goal	3	0
2nd	SF	Roger Craig 3-yard rush (Mike Cofer kick)	10	0
	SF	Mike Cofer 27-yard field goal	13	0
	SF	Mike Cofer 30-yard field goal	16	0
3rd	SF	Brent Jones 3-yard pass from Steve Young (Mike Cofer kick)	23	0
	PHO	Roy Green 35-yard pass from Neil Lomax (Al Del Greco kick)	23	7
4th	PHO	Al Del Greco 24-yard field goal	23	10
	PHO	Ernie Jones 5-yard pass from Neil Lomax (Al Del Greco kick)	23	17
	PHO	Roy Green 9-yard pass from Neil Lomax (Al Del Greco kick)	23	24

21 POINTS

9/12/99 at Philadelphia

Final Score 25-24

Down 21-0 after 1st Quarter; Philly took 24-6 lead into 3rd Quarter; cut lead to 24-12 in 3rd Quarter

QTR	TEAM	BOX SCORE	ARI	PHI
1st	PHI	Duce Staley 24-yard rush (Norm Johnson kick)	0	7
	PHI	Duce Staley 3-yard pass from Doug Pederson (Norm Johnson kick)	0	14
	PHI	Luther Broughton 15-yard pass from Doug Pederson (Norm Johnson kick)	0	21
2nd	ARI	Chris Jacke 31-yard field goal	3	21
	ARI	Chris Jacke 25-yard field goal	6	21
	PHI	Norm Johnson 25-yard field goal	6	24
3rd	ARI	Mario Bates 1-yard rush (pass failed)	12	24
4th	ARI	Chris Jacke 32-yard field goal	15	24
	ARI	Rob Moore 20-yard pass from Jake Plummer (Chris Jacke kick)	22	24
	ARI	Chris Jacke 31-yard field goal	25	24

21 POINTS

12/4/49 at L.A. Rams

Final Score 31-27

Down 24-3 in the 3rd Quarter; cut lead to 24-10 in 3rd Quarter and 24-17 early in the 4th Quarter

QTR	TEAM	BOX SCORE	CRD	RAM
1st	RAM	Bob Shaw 71-yard pass from Bob Waterfield (Bob Waterfield kick)	0	7
	RAM	Bob Waterfield 43-yard field goal	0	10
	CRD	Pat Harder 13-yard field goal	3	10
2nd	RAM	Bob Waterfield 1-yard rush (Bob Waterfield kick)	3	17
3rd	RAM	Vitamin Smith 51-yard punt return (Bob Waterfield kick)	3	24
	CRD	Charlie Trippi 6-yard rush (Pat Harder kick)	10	24
4th	CRD	Bill Blackburn 12-yard interception return (Pat Harder kick)	17	24
	RAM	Bob Waterfield 16-yard field goal	17	27
	CRD	Babe Dimancheff 50-yard pass from Paul Christman (Pat Harder kick)	24	27
	CRD	Billy Dewell 24-yard pass from Paul Christman (Pat Harder kick)	31	27



18 POINTS

10/4/92 vs. Washington

Final Score 27-24

Down 24-6 in the 4th Quarter

QTR	TEAM	BOX SCORE	WAS	PHO
1st	WAS	Ricky Sanders 19-yard pass from Mark Rypien (Chip Lohmiller kick)	7	0
	WAS	Earnest Byner 9-yard rush (Chip Lohmiller kick)	14	0
2nd	WAS	Chip Lohmiller 33-yard field goal	17	0
3rd	PHO	Ivory Lee Brown 1-yard rush (kick failed)	17	6
	WAS	Earnest Byner 3-yard rush (Chip Lohmiller kick)	24	6
4th	PHO	Robert Massey 31-yard interception return (Greg Davis kick)	24	13
	PHO	Robert Massey 41-yard interception return (Greg Davis kick)	24	20
	PHO	Larry Centers 9-yard pass from Chris Chandler (Greg Davis kick)	24	27

17 POINTS

12/11/83 at L.A. Raiders

Final Score 34-24

Down 17-0 in the 2nd Quarter; Raiders had 24-7 lead in 2nd Quarter but Cardinals cut lead to 24-20 at halftime

QTR	TEAM	BOX SCORE	STL	RAI
1st	RAI	Kenny King 34-yard pass from Jim Plunkett (Chris Bahr kick)	0	7
	RAI	Chris Bahr 22-yard field goal	0	10
	RAI	Cliff Branch 5-yard pass from Jim Plunkett (Chris Bahr kick)	0	17
2nd	STL	Ottis Anderson 1-yard rush (Neil O'Donoghue kick)	7	17
	RAI	Marcus Allen 20-yard pass from Jim Plunkett (Chris Bahr kick)	7	24
	STL	Doug Marsh 1-yard pass from Neil Lomax (kick failed)	13	24
	STL	Elois Grooms 40-yard fumble return (Neil O'Donoghue kick)	20	24
3rd	STL	Wayne Morris 3-yard rush (Neil O'Donoghue kick)	27	24
4th	STL	Pat Tilley 15-yard pass from Neil Lomax (Neil O'Donoghue kick)	34	24

17 POINTS

9/29/68 at New Orleans

Final Score 21-20

Down 17-0 heading into the 4th Quarter

QTR	TEAM	BOX SCORE	STL	NOR
1st	NOR	Charlie Durkee 21-yard field goal	0	3
2nd	NOR	Danny Abramowicz 29-yard pass from Billy Kilmer (Charlie Durkee kick)	0	10
3rd	NOR	Danny Abramowicz 10-yard pass from Billy Kilmer (Charlie Durkee kick)	0	17
4th	STL	Chuck Latourette 86-yard punt return (Jim Bakken kick)	7	17
	STL	Dave L. Williams 9-yard pass from Charley Johnson (Jim Bakken kick)	14	17
	NOR	Charlie Durkee 36-yard field goal	14	20
	STL	Willis Crenshaw 1-yard rush (Jim Bakken kick)	21	20

17 POINTS

10/13/63 vs. Pittsburgh

Final Score 24-23

Down 20-3 in the 3rd Quarter; cut lead to 23-10 by end of the 3rd Quarter and 23-17 early in the 4th quarter

QTR	TEAM	BOX SCORE	PIT	STL
1st	STL	Jim Bakken 44-yard field goal	0	3
	PIT	Lou Michaels 45-yard field goal	3	3
2nd	PIT	Red Mack 83-yard pass from Ed Brown (Lou Michaels kick)	10	3
	PIT	Lou Michaels 47-yard field goal	13	3
	PIT	Ed Brown 1-yard rush (Lou Michaels kick)	20	3
3rd	STL	Jackie Smith 10-yard pass from John David Crow (Jim Bakken kick)	20	10
	PIT	Lou Michaels 46-yard field goal	23	10
4th	STL	Jackie Smith 55-yard pass from Charley Johnson (Jim Bakken kick)	23	17
	STL	Bobby Joe Conrad 28-yard pass from Charley Johnson (Jim Bakken kick)	23	24



17 POINTS

10/1/61 at Philadelphia

Final Score 30-27

Down 17-0 in the 2nd Quarter

QTR	TEAM	BOX SCORE	STL	PHI
1st	PHI	Billy Ray Barnes 3-yard pass from Sonny Jurgensen (Bobby Walston kick)	0	7
	PHI	Dick Lucas 3-yard pass from Sonny Jurgensen (Bobby Walston kick)	0	14
2nd	PHI	Bobby Walston 19-yard field goal	0	17
	STL	Prentice Gautt 12-yard pass from Sam Etcheverry (Gerry Perry kick)	7	17
	STL	Sonny Randle 35-yard pass from Sam Etcheverry (Gerry Perry kick)	14	17
	PHI	Bobby Walston 16-yard field goal	14	20
3rd	PHI	Billy Ray Barnes 2-yard pass from Sonny Jurgensen (Bobby Walston kick)	14	27
	STL	Taz Anderson 1-yard rush (kick failed)	20	27
4th	STL	Prentice Gautt 54-yard rush (Gerry Perry kick)	27	27
	STL	Gerry Perry 27-yard field goal	30	27

16 POINTS

11/20/77 vs. Philadelphia

Final Score 21-16

Down 16-0 in the 3rd Quarter

QTR	TEAM	BOX SCORE	PHI	STL
2nd	PHI	Harold Carmichael 13-yard pass from Ron Jaworski (kick failed)	6	0
	PHI	Ove Johansson 32-yard field goal	9	0
3rd	PHI	Charlie A. Smith 15-yard pass from Ron Jaworski (Ove Johansson kick)	16	0
	STL	Jim Otis 25-yard rush (Jim Bakken kick)	16	7
	STL	Mel Gray 69-yard pass from Jim Hart (Jim Bakken kick)	16	14
4th	STL	Jim Otis 1-yard rush (Jim Bakken kick)	16	21

16 POINTS

11/9/75 at Philadelphia

Finals Score 24-23

Down 23-7 in the 3rd Quarter

QTR	TEAM	BOX SCORE	STL	PHI
1st	PHI	Charle Young 13-yard pass from Roman Gabriel (Horst Muhlmann kick)	0	7
	PHI	Horst Muhlmann 37-yard field goal	0	10
	STL	Jim Otis 3-yard pass from Jim Hart (Jim Bakken kick)	7	10
2nd	PHI	Po James 47-yard pass from Roman Gabriel (Horst Muhlmann kick)	7	17
	PHI	Horst Muhlmann 27-yard field goal	7	20
3rd	PHI	Horst Muhlmann 25-yard field goal	7	23
	STL	Terry Metcalf 1-yard rush (Jim Bakken kick)	14	23
4th	STL	Jim Hart 5-yard rush (Jim Bakken kick)	21	23
	STL	Jim Bakken 30-yard field goal	24	23

15 POINTS

9/7/97 vs. Dallas

Final Score 25-22 (OT)

Down 22-7 in the 3rd Quarter

QTR	TEAM	BOX SCORE	DAL	ARI
1st	DAL	Richie Cunningham 24-yard field goal	3	0
	DAL	Richie Cunningham 47-yard field goal	6	0
2nd	ARI	Leeland McElroy 10-yard rush (Kevin Butler kick)	6	7
	DAL	Richie Cunningham 37-yard field goal	9	7
	DAL	Chad Hennings 4-yard fumble return (Richie Cunningham kick)	16	7
	DAL	Richie Cunningham 34-yard field goal	19	7
3rd	DAL	Richie Cunningham 28-yard field goal	22	7
	ARI	Frank Sanders 7-yard pass from Kent Graham (Kevin Butler kick)	22	14
4th	ARI	Pat Carter 1-yard pass from Kent Graham (Rob Moore pass from Kent Graham)	22	22
OT	ARI	Kevin Butler 20-yard field goal	22	25



TEAM SCORING RECORDS

MOST POINTS SCORED

Season

489	2015
427	2008
423	1984
418	2016
404	2007

Game

65	At N.Y. Bulldogs, Nov. 13, 1949
63	At N.Y. Giants, Oct. 17, 1948
60	Vs. Rochester, Oct. 7, 1923

MOST POINTS BOTH TEAMS

Game

98	Cardinals 63 at N.Y. Giants 35, Oct. 17, 1948
93	Cardinals 42 vs. New Orleans 51, Nov. 2, 1969
91	Cardinals 35 at N.Y. Jets 56, Sept. 28, 2008
89	Cardinals 41 vs. New Orleans 48, Dec. 18, 2016
87	Cardinals 45 at Washington 42, Nov. 22, 1998

MOST TDS SCORED

Season

58	2015
53	1948
51	2016, 2008, 1984
49	2007
48	1949

Game

9	At N.Y. Bulldogs, Nov. 13, 1949
	At N.Y. Giants, Oct. 17, 1948
	Vs. Rochester, Oct. 7, 1923
8	Vs. Detroit, Nov. 7, 1948
	Vs. Baltimore, Oct. 2, 1950
	At Minnesota, Oct. 6, 1963

Both Teams/Game

14	Cardinals 9 at N.Y. Giants 5, Oct. 17, 1948
13	Cardinals 6 vs. New Orleans 7, Nov. 2, 1969
12	Cardinals 6 vs. New Orleans 6, Dec. 18, 2016
	Cardinals 5 at N.Y. Jets 7, Sept. 28, 2008
	Cardinals 9 at N.Y. Bulldogs 3, Nov. 13, 1949

MOST TDS RUSHING

Season

25	1948
24	1979
22	1968
21	1984, 1949

Game

6	Vs. Chicago Bears, Nov. 28, 1929
---------	----------------------------------

MOST TDS PASSING

Season

35	2015
32	2007
31	2008
30	1963
29	1983

Game

6	At N.Y. Bulldogs, Nov. 13, 1949
	Vs. Baltimore, Oct. 2, 1950
	At Cleveland, Sept. 26, 1965
	Vs. New Orleans, Nov. 2, 1969
5	Four times, most recently at Chicago, Nov. 8, 2009

Both Teams/Game

*12	Cardinals 6 vs. New Orleans 6, Nov. 2, 1969
10	Cardinals 4 at Chicago Bears 6, Dec. 5, 1937
9	Three times, most recently Cardinals 4 at Washington 5, Nov. 9, 1958
	*NFL record

MOST TDS BY INTERCEPTION

Season

6	2007
5	1961, 1964
4	2015, 2013, 1995

Game

2	Many times, most recently vs. San Francisco, Sept. 27, 2015
---------	-------------------------------------------------------------

MOST TDS BY KO RETURN

Season

3	1954
2	2010, 1958, 1952, 1934

Game

1	Many times, most recently at Chicago, Sept. 20, 2015
---------	------------------------------------------------------

MOST TDS BY PUNT RETURN

Season

5	1959
4	2011, 1948

Game

2	Vs. N.Y. Giants, Nov. 22, 1959
	Vs. Pittsburgh, Nov. 1, 1959
	Vs. Tampa Bay, Dec. 21, 1986

MOST PATS SCORED

Season

53	2015, 1948
48	1984
47	2007
46	1949
45	2009, 1983

Game

9	Vs. N.Y. Giants, Oct. 17, 1948
8	At Minnesota, Oct. 6, 1963
	Vs. N.Y. Bulldogs, Nov. 13, 1949
	Vs. Detroit, Nov. 7, 1948

Both Teams/Game

14	Cardinals 9 at N.Y. Giants 5, Oct. 17, 1948
12	Cardinals 6 vs. New Orleans 6, Nov. 2, 1969
11	Cardinals 5 vs. New Orleans 6, Dec. 18, 2016
	Cardinals 4 at N.Y. Jets 7, Sept. 28, 2008
	Cardinals 6 vs. Philadelphia 5, Dec. 16, 1962

MOST FGS ATTEMPTED

Season

45	2005
40	2017, 1966
39	1995, 1967
38	1964

Game

9	At Pittsburgh, Sept. 24, 1967
7	At Atlanta, Dec. 9, 1973
	At Atlanta, Dec. 11, 1966
6	11 times, most recently vs. Denver, Dec. 12, 2010

MOST FGS MADE

Season

43	2005
32	2017
30	2013, 1995
29	2014
28	2015, 2006
27	1967

Game

7	At Pittsburgh, Sept. 24, 1967
6	Vs. San Francisco, Oct. 2, 2005 (Mexico City)
	At Atlanta, Dec. 9, 1973
5	At Washington, Dec. 17, 2017
	Vs. St. Louis, Oct. 4, 2015
	Vs. Denver, Dec. 12, 2010
	Vs. Green Bay, Sept. 19, 1976
	Vs. Philadelphia, Dec. 13, 1964
	*Ties NFL record

Both Teams/Game

*9	Cardinals 4 vs. San Francisco 5, Oct. 1, 2017
8	Cardinals 4 at Cleveland 4, Sept. 20, 1964
7	Cardinals 4 at Atlanta 3, Nov. 18, 2012
	Cardinals 5 vs. Denver 2, Dec. 12, 2010
	Cardinals 3 at Baltimore 4, Sept. 23, 2007
	Cardinals 1 at Atlanta 6, Oct. 1, 2006
	Cardinals 4 at Seattle 3, Sept. 25, 2005
	Cardinals 3 at Miami 4, Sept. 12, 1999
	Cardinals 2 at Philadelphia 5, Dec. 22, 1996
	Cardinals 3 vs. Chicago 4, Nov. 27, 1994
	Cardinals 6 at Atlanta 1, Dec. 9, 1973
	Cardinals 7 at Pittsburgh 0, Sept. 24, 1967
	*NFL record

CONSECUTIVE GAMES SCORING FGS

19 ..	Game 16 in 2004-Game 2 in 2006
	Game 4 in 1966-Game 8 in 1967

HIGHEST SCORE BY QUARTERS

First Quarter

27	Vs. Green Bay, Nov. 27, 1949
---------	------------------------------

Second Quarter

31	Vs. N.Y. Bulldogs, Nov. 13, 1949
---------	----------------------------------

Third Quarter

35	Vs. Boston, Oct. 24, 1948
---------	---------------------------

Fourth Quarter

28	Vs. Tampa Bay, Nov. 8, 1987
	Vs. Philadelphia, Dec. 7, 1947
	Vs. Pittsburgh, Nov. 30, 1969
	At Minnesota, Oct. 6, 1963
	Vs. Baltimore, Oct. 2, 1950

SCORE BY QUARTERS BOTH TEAMS

First Quarter

28	Cardinals 0 at Minnesota 28
	Oct. 9, 2011
	Cardinals 21 vs. San Francisco 7, Sept. 10, 2006
	Cardinals 14 at Dallas 14, Nov. 23, 1967

Second Quarter

47	Cardinals 27 vs. Philadelphia 20, Dec. 13, 1964
---------	-------------------------------------------------

Third Quarter

35	Cardinals 14 at Dallas 21, Sept. 28, 1975
	Cardinals 35 vs. Boston 0, Oct. 24, 1948

Fourth Quarter

42	Cardinals 28 at Philadelphia 14, Dec. 7, 1947
---------	-----------------------------------------------

SCORE BY HALVES

First Half

42	At N.Y. Giants, Oct. 17, 1948
38	At Washington, Oct. 22, 1950
	At N.Y. Bulldogs, Nov. 13, 1949
37	Vs. San Diego, Nov. 20, 1983
35	At Cleveland, Sept. 26, 1965
	Vs. Pittsburgh, Nov. 1, 1959

Second Half

48	Vs. Baltimore, Oct. 2, 1950
42	At Philadelphia, Dec. 7, 1947
38	Vs. Dallas, Dec. 9, 1962
35	At N.Y. Jets, Sept. 28, 2008
	Vs. Pittsburgh, Nov. 30, 1969
	At Minnesota, Oct. 6, 1963
	Vs. Boston, Oct. 24, 1948



TEAM FIRST DOWN RECORDS

MOST FIRST DOWNS

Season

373	2015
368	2016
345	1984
336	1988
329	2013

Game

33 ... At N.Y. Jets, Sept. 28, 2008
32 ... At Washington, Nov. 11, 1996 (OT) At N.Y. Bulldogs, Nov. 13, 1949
31 ... Vs. Washington, Nov. 16, 1975
30 ... At Seattle, Nov. 15, 2015 At Green Bay, Jan. 2, 2000 At L.A. Rams, Oct. 2, 1988 Vs. Philadelphia, Dec. 16, 1962

Both Teams/Game

59 ... Cardinals 26 vs. New Orleans 33, Dec. 18, 2016
57 ... Cardinals 32 at Washington 25, Nov. 10, 1996 (OT)
56 ... Cardinals 24 at Tennessee 32, Dec. 15, 2013 (OT) Cardinals 33 at N.Y. Jets 23, Sept. 28, 2008 Cardinals 30 at Green Bay 26, Jan. 2, 2000 Cardinals 25 at Washington, 31, Nov. 22, 1998

MOST FIRST DOWNS RUSHING

Season

145	1979
140	1976
135	1981, 1948
131	1975

Game

23 At New Orleans, Oct. 5, 1980
19 Vs. Green Bay, Dec. 5, 1948
18 Vs. Minnesota, Nov. 4, 1979
17 At N.Y. Giants, Dec. 12, 1976 At Philadelphia, Sept. 22, 1963

Both Teams/Game

28 Cardinals 17 at N.Y. Giants 11, Dec. 12, 1976 Cardinals 8 at Cleveland 20, Nov. 12, 1958
27 Cardinals 9 at Oakland 18, Oct. 7, 1973 Cardinals 15 at Pittsburgh 12, Nov. 1, 1959 Cardinals 17 at N.Y. Bulldogs 10, Nov. 13, 1949

MOST FIRST DOWNS PASSING

Season

237	2015
231	2008
229	2016
224	2005
215	2009

Game

26 At N.Y. Jets, Sept. 28, 2008
23 At Washington, Nov. 10, 1996 (OT) Vs. St. Louis, Sept. 29, 1996 (OT)
22 Vs. Atlanta, Dec. 23, 2007 Vs. Philadelphia, Dec. 13, 1964
21 At Green Bay, Jan. 2, 2000 Vs. New Orleans, Dec. 20, 1998 Vs. Dallas, Nov. 15, 1998 Vs. Atlanta, Nov. 26, 1995 (OT) Vs. Dallas, Nov. 11, 1984

Both Teams/Game

40 Cardinals 26 at N.Y. Jets 14, Sept. 28, 2008
39 Cardinals 19 at Minnesota 20, Nov. 26, 2006 Cardinals 17 vs. Detroit 22, Nov. 18, 2001
37 Cardinals 17 vs. New Orleans 20, Dec. 18, 2016
35 Cardinals 12 at Tennessee 23, Dec. 15, 2013 (OT) Cardinals 22 vs. Atlanta 13, Dec. 23, 2007 Cardinals 21 vs. New Orleans 14, Dec. 20, 1998 Cardinals 19 vs. Philadelphia 16, Nov. 24, 1996

MOST FIRST DOWNS BY PENALTY

Season

44	2017, 2015, 2014
42	2016, 2004
40	2013
38	1998
36	1995

Game

7 ... At San Francisco, Nov. 29, 2015 Vs. San Francisco, Sept. 21, 2014 At N.Y. Giants, Oct. 8, 1995 (OT)
6 ... Vs. Seattle, Nov. 9, 2017 At N.Y. Giants, Sept. 14, 2014 At Seattle, Dec. 22, 2013 At St. Louis, Dec. 3, 2006 At St. Louis, Sept. 27, 1998 At L.A. Rams, Sept. 4, 1994 Vs. Washington, Oct. 4, 1992

Both Teams/Game

11 ... Cardinals 6 at St. Louis, 5, Dec. 3, 2006
10 ... Cardinals 6 at N.Y. Giants 4, Sept. 14, 2014 Cardinals 5 vs. Phila. 5, Oct. 10, 1976

TEAM TOTAL YARDS RECORDS

MOST YARDS GAINED

Season

6,533	2015
6,345	1984
5,868	2016
5,852	2008
5,807	1988

Game

615 At Washington, Nov. 10, 1996 (OT)
589 Vs. Philadelphia, Dec. 16, 1962
579 At N.Y. Giants, Oct. 17, 1948
572 At N.Y. Bulldogs, Nov. 13, 1949

Both Teams/Game

1,087 ... Cardinals 589 vs. Philadelphia 498, Dec. 16, 1962
1,031 ... Cardinals 615 at Washington 416, Nov. 10, 1996 (OT)
997 ... Cardinals 445 vs. Miami 552, Sept. 30, 1984
986 ... Cardinals 478 vs. New Orleans 508, Nov. 2, 1969

TEAM RUSHING RECORDS

MOST YARDS RUSHING

Season

2,582	1979
2,560	1948
2,402	1975
2,356	1960

Game

330 ... At New Orleans, Oct. 5, 1980
325 ... Vs. Minnesota, Nov. 4, 1979
320 ... At Green Bay, Oct. 10, 1948
319 ... Vs. N.Y. Bulldogs, Oct. 30, 1949
316 ... At Minnesota, Nov. 6, 1977

Both Teams/Game

489 ... Cardinals 308 vs. N.Y. Giants 181, Oct. 30, 1949

480 ... Cardinals 148 vs. Cleveland 332, Nov. 12, 1958
465 ... Cardinals 216 at N.Y. Giants 249, Nov. 30, 1947

HIGHEST AVERAGE

Season

4.87	1960
4.82	1948
4.73	1985
4.66	1970

MOST ATTEMPTS RUSHING

Season

580	1976
566	1979

559	1936
555	1975
554	1978

Game

70 ... Vs. Green Bay, Dec. 5, 1948
69 ... Vs. Green Bay, Nov. 6, 1936

Opponent/Game

60 ... At N.Y. Giants, Dec. 4, 1977

Both Teams/Game

*108 ... Cardinals 70 vs. Green Bay 38, Dec. 5, 1948
101 ... Cardinals 69 vs. Green Bay 32, Dec. 6, 1936
*NFL record

TEAM PASSING RECORDS

MOST NET YARDS PASSING

Season

4,674	2008
4,616	2015
4,437	2005
4,257	1984
4,136	2016

Game

507 ... At Washington, Nov. 10, 1996 (OT)
468 ... At Chicago, Dec. 11, 1949
456 ... Vs. San Francisco, Nov. 25, 2007 (OT)
448 ... Vs. Dallas, Nov. 15, 1998
444 ... At Washington, Dec. 16, 1984

Both Teams/Game

834 ... Cardinals 415 vs. Philadelphia 419, Dec. 16, 1962
757 ... Cardinals 328 vs. Detroit 429, Nov. 18, 2001
748 ... Cardinals 280 at Chicago Bears 468, Dec. 11, 1949
740 ... Cardinals 329 vs. Philadelphia 411, Oct. 26, 2014
728 ... Cardinals 308 vs. Miami 428, Sept. 30, 1984



MOST GROSS YARDS PASSING

Season	
4,875	2008
4,775	2015
4,723	2005
4,634	1984
4,425	2016
Game	
522 ... At Washington, Nov. 10, 1996 (OT)	
486 ... Vs. San Francisco, Nov. 25, 2007 (OT)	
472 ... At N.Y. Jets, Sept. 28, 2008	
468 ... At Washington, Dec. 16, 1984	
465 ... Vs. Dallas, Nov. 15, 1998	

MOST PASS ATTEMPTS

Season	
670	2005
646	2016
630	2008
613	1996
608	2012
Game	
61.... At San Diego, Sept. 20, 1987	
59.... At Washington, Nov. 10, 1996 (OT)	
58.... Vs. St. Louis, Sept. 29, 1996 (OT)	
At Cleveland, Sept. 18, 1994	
57.... At N.Y. Jets, Sept. 28, 2008	
At Green Bay, Jan. 2, 2000	

Both Teams/Game

104.... Cardinals 42 vs. Philadelphia 62, Oct. 26, 2014	
96 Cardinals 41 at St. Louis 55, Sept. 12, 2010	
95 Cardinals 33 vs. Detroit 62, Nov. 18, 2001	
Cardinals 59 at Washington 36, Nov. 10, 1996 (OT)	
94 Cardinals 42 at Pittsburgh 52, Dec. 13, 1958	
92 Cardinals 51 at Minnesota 41, Nov. 26, 2006	

MOST PASS COMPLETIONS

Season	
419	2005
418	2008
392	2009
383	2016
363	2013
Game	
40.... At N.Y. Jets, Sept. 28, 2008	
37.... Vs. St. Louis, Sept. 29, 1996 (OT)	
At Washington, Dec. 16, 1984	
36.... At Carolina, Oct. 26, 2008	
35.... At Carolina, Oct. 30, 2016	
Vs. Atlanta, Dec. 23, 2007	
Vs. San Francisco, Nov. 25, 2007 (OT)	
At Green Bay, Jan. 2, 2000	
At Washington, Nov. 10, 1996 (OT)	

Both Teams/Game

65 Cardinals 28 vs. New Orleans 37, Dec. 18, 2016	
64 Cardinals 40 at N.Y. Jets 24, Sept. 28, 2008	
63 Cardinals 35 vs. Atlanta 28, Dec. 23, 2007 (OT)	
61 Cardinals 26 vs. Houston 35, Oct. 11, 2009	
60 Cardinals 35 vs. San Francisco 25, Nov. 25, 2007	
Cardinals 27 at St. Louis 33, Nov. 20, 2005	

HIGHEST COMPLETION PCT.

Season	
66.3	2008 (418-630)
66.0	2009 (392-594)
63.2	2013 (363-574)
62.8	2015 (353-562)
62.5	2005 (419-670)

Game (min. 15 attempts)

84.4 Vs. St. Louis, Dec. 8, 2013 (27-32)	
At Jacksonville, Sept. 20, 2009 (27-32)	
82.4 At N.Y. Jets, Nov. 23, 1975 (14-17)	
81.8 At Atlanta, Jan. 2, 1994 (27-33)	
81.3 At Philadelphia, Oct. 1, 1961 (13-16)	
80.4 At Washington, Dec. 16, 1984 (37-46)	

TEAM INTERCEPTION RECORDS

MOST PASSES INTERCEPTED

Season	
33	1956, 1949
29	1955
28	1983
Game	
7 At N.Y. Bulldogs, Nov. 13, 1949	
6 At Cleveland, Sept. 26, 1965	
At Philadelphia, Oct. 21, 1956	
Vs. Detroit, Sept. 30, 1946	

Both Teams/Game

11.... Cardinals 8 vs. Philadelphia 3,	
Sept. 24, 1950	

MOST YARDS INTERCEPTION RETURNS

Season	
551	2007
486	1949
459	1961
451	1956

Game

186 ... Vs. Detroit, Dec. 16, 2012	
161 .. At Pittsburgh, Sept. 26, 1955	
158 ... At Green Bay, Oct. 16, 1949	
155 .. At Cincinnati, Nov. 18, 2007	
134 .. Vs. St. Louis, Dec. 30, 2007	

TEAM PENALTY RECORDS

MOST PENALTIES

Season	
145	2005
137	2007
128	1994
124	2004
119	1995
Opponent/Season	
139	2004
130	2015, 2014
129	2017
123	2016
122	2011
118	2007

Game

16 Vs. Green Bay, Sept. 13, 1936	
15 Vs. Philadelphia, Oct. 10, 1976	
Vs. Philadelphia, Nov. 2, 1958	

Opponent/Game

15 Vs. Philadelphia, Nov. 2, 1997	
At Detroit, Sept. 17, 1995	
Vs. Philadelphia, Nov. 30, 1952	

Both Teams/Game

27 Cardinals 12 vs. Philadelphia 15,	
Nov. 30, 1952	
26 Cardinals 15 vs. Philadelphia 11,	
Oct. 10, 1976	

MOST YARDS PENALIZED

Season	
1,183	2005
1,128	2007
1,090	1994
1,004	2011
954	1979

Game

166 Vs. Dallas, Oct. 9, 1977	
150 Vs. N.Y. Giants, Sept. 11, 1994	
140 At Chicago, Dec. 16, 1951	
Vs. Baltimore, Oct. 2, 1950	

TEAM PUNTING RECORDS

MOST PUNTS

Season	
112	2012
102	1978
100	1980
99	2004
98	1994
Opponent/Season	
97	2004
95	2017
94	1997, 1978
93	2012
92	2011
90	1994, 1979

Game

16 At Detroit, Sept. 15, 1940	
Vs. Chicago, Nov. 30, 1933	

Opponent/Game

14 Vs. Cincinnati, Nov. 12, 1933	
13 At Detroit, Sept. 15, 1940	
Vs. Chicago, Nov. 30, 1933	

HIGHEST AVERAGE

Season	
47.3	2017
47.0	2009
46.5	2012
45.7	2013
45.0	2011
44.9	1960
44.7	1991, 1961

Game (min. 4 punts)

54.7 ... Vs. San Francisco, Sept. 13, 2009	
54.0 ... Vs. Seattle, Sept. 14, 2003	
53.3 ... At Pittsburgh, Oct. 13, 1957	
53.2 ... Vs. Atlanta, Oct. 20, 1991	



TEAM PUNT RETURN RECORDS

MOST PUNT RETURNS

Season	
64	1962
63	1964
61	1958
58	1983

Game

9... Vs. Philadelphia, Dec. 24, 2005
Vs. Chicago, Nov. 29, 1959

Both Teams/Game

- 14... Cardinals 9 vs. Philadelphia 5,
Dec. 24, 2005
Cardinals 6 vs. N.Y. Giants 8,
Dec. 15, 1974
Cardinals 7 vs. N.Y. Giants 7,
Nov. 1, 1953
13... Four times, most recently Cardinals 4
vs. Tennessee 9, Oct. 23, 2005

MOST PUNT RETURN YARDS

Season	
696	2011
669	1948
550	1987
548	1959
546	1949

Game

164 Vs. N.Y. Giants, Nov. 22, 1959
155 Vs. Pittsburgh, Nov. 1, 1959
152 At New England, Nov. 2, 1975

Both Teams/Game

- 205 Cardinals 164 vs. N.Y. Giants 41,
Nov. 22, 1959
184 Cardinals 95 at St. Louis 89,
Nov. 27, 2011
181 Cardinals 32 at N.Y. Giants 149,
Oct. 14, 1951
172 Cardinals 87 at Detroit 85,
Oct. 5, 1986

HIGHEST PUNT RETURN AVG.

Season	
19.1	1948
18.2	1949

Game (3 attempts)

- 47.7 .. At New Orleans, Sept. 29, 1968
(3-143)
36.3 .. Vs. Tampa Bay, Dec. 21, 1986
(4-145)
32.8 .. Vs. N.Y. Giants, Nov. 22, 1959
(5-164)

TEAM KICKOFF RETURN RECORDS

MOST KICKOFF RETURNS

Season	
86	2000
84	2010
83	1989
82	2003
81	2002

Game

10... At New England, Dec. 21, 2008

Both Teams/Game

- 16... Cardinals 6 at N.Y. Giants 10,
Oct. 17, 1948
16... Cardinals 8 at Cleveland 8,
Sept. 20, 1964

MOST KICKOFF RETURN YARDS

Season	
2,296	2000
2,084	2010
1,881	2003
1,797	2002
1,719	2005

Game

282 Vs. Green Bay, Nov. 1, 1942
252 At St. Louis, Sept. 28, 2003
249 Vs. Philadelphia, Oct. 21, 1971
241 At Green Bay, Dec. 21, 1969

Both Teams/Game

- 437 Cardinals 184 vs. Philadelphia 253,
Nov. 24, 1996
421 Cardinals 196 vs. Washington 225,
Sept. 23, 1973
412 Cardinals 232 vs. N.Y. Giants 180,
Nov. 23, 2008
405 Cardinals 180 at Cleveland 225,
Sept. 20, 1964
364 Cardinals 190 at Houston 174,
Oct. 20, 1974

HIGHEST KICKOFF RETURN AVERAGE

Season	
26.7	2000
25.1	1968, 1958
24.8	2010, 1957
24.5	1954

Game (3 attempts)

- 52.0 Vs. Pittsburgh, Oct. 31, 1954
(3-156)
43.3 At Minnesota, Nov. 12, 2000
(4-173)
41.8 At Tennessee, Nov. 29, 2009
(4-167)
40.3 At Seattle, Sept. 15, 2002
(4-161)
At Philadelphia, Sept. 19, 1965
(3-121)
37.2 Vs. N.Y. Giants, Sept. 26, 1954
(6-223)

TEAM FUMBLE RECORDS

MOST FUMBLES

Season	
50	1983
48	1959
44	1976
43	1972

Opponent/Season

- 40 1986, 1979 |
- 39 1995, 1946 |
- 37 1991, 1950 |

Game

9.... At Washington, Oct. 25, 1976
8.... At Pittsburgh, Nov. 26, 1961
At N.Y. Giants, Sept. 17, 1961
At Cleveland, Nov. 27, 1938

Opponent/Game

8 Vs. Seattle, Oct. 29, 1995 (OT)
7 Vs. Pittsburgh, Sept. 16, 1979
At Pittsburgh, Dec. 1, 1968

Both Teams/Game

- 14 Cardinals 8 at N.Y. Giants 6,
Sept. 17, 1961
13 Cardinals 9 at Washington 4, Oct. 25,
1976
12 Twice, most recently Cardinals 8 at
Pittsburgh 4, Nov. 26, 1961

FEWEST FUMBLES

Season	
15	1965
16	2014
17	1982, 1943
19	2017, 1941

Fewest Fumbles Lost

- 5 2014, 1943 |
- 7 2017, 1965 |
- 9 2013, 2011, 1974 |

TEAM MISCELLANEOUS RECORDS

MOST CONSECUTIVE

Victories

- 11 1948-49 |
- 10 1925 |

Season-Opening Victories

- 7 1974, 1922 |

Season-Opening Defeats

- 10 1943 |

Shutouts

- 5 1922-23 |
- 3 1970 |

HOME ATTENDANCE

Season

- 518,652 2016 |
- 516,646 2007 |
- 513,741 2017 |
- 513,487 2015 |
- 512,775 2008 |
- 508,829 +2006 |
- 505,143 2009 |
- 500,097 2010 |
- 497,330 1994 |
- 495,835 2014 |
- 489,455 2011 |
- 488,271 2013 |
- 487,125 2012 |
- 472,937 #1988 |

#Inaugural season in Arizona

+First season at University of Phoenix Stadium

Game

- 103,367 ..Vs. San Francisco, Oct. 2, 2005*
- 73,025...Vs. Dallas, Sept. 19, 1993
- 72,439...Vs. Dallas, Nov. 22, 1992
- 72,394...Vs. Dallas, Dec. 25, 1995
- 71,670...Vs. San Diego, Dec. 27, 1998
- 71,233...Vs. Chicago, Oct. 28, 1990
- 71,023...Vs. Dallas, Oct. 23, 1994
- 70,993...Vs. San Francisco, Sept. 27, 1999
- 70,763...Vs. Dallas, Dec. 8, 1996
- 70,650...Vs. Philadelphia, Jan 18, 2009
(NFC Championship Game)
- 70,060...Vs. Dallas, Sept. 7, 1997

* Mexico City, NFL Record

CARDINALS IN THE PLAYOFFS

Date	Game	Opponent	Result
Dec. 28, 1947	NFL Championship	vs. Philadelphia	W, 28-21
Dec. 19, 1948	NFL Championship	at Philadelphia	L, 0-7
Dec. 21, 1974	NFL Divisional Game	at Minnesota	L, 14-30
Dec. 27, 1975	NFL Divisional Game	at L.A. Rams	L, 23-35
Jan. 8, 1983	1st Round Super Bowl Tournament*	at Green Bay	L, 16-41
Jan. 2, 1999	NFC Wild Card	at Dallas	W, 20-7
Jan. 10, 1999	NFC Divisional Game	at Minnesota	L, 21-41
Jan. 3, 2009	NFC Wild Card	vs. Atlanta	W, 30-24
Jan. 10, 2009	NFC Divisional Game	at Carolina	W, 33-13
Jan. 18, 2009	NFC Championship	vs. Philadelphia	W, 32-25
Feb. 1, 2009	Super Bowl XLIII	vs. Pittsburgh	L, 23-27
Jan. 10, 2010	NFC Wild Card	vs. Green Bay	W, 51-45 (OT)
Jan. 16, 2010	NFC Divisional Game	at New Orleans	L, 14-45
Jan. 3, 2015	NFC Wild Card	at Carolina	L, 16-27
Jan. 16, 2016	NFC Divisional Game	vs. Green Bay	W, 26-20 (OT)
Jan. 24, 2016	NFC Championship	at Carolina	L, 15-49

* As a result of the 1982 Players Strike that reduced the regular season to nine games, the NFL conducted a 16-team Super Bowl Tournament with the top eight teams from each conference

INDIVIDUAL POSTSEASON RECORDS

SCORING

Total Points

- 18.... Larry Fitzgerald vs. Philadelphia,
Jan. 18, 2009
Mario Bates at Minnesota,
Jan. 10, 1999
- 15.... Neil Rackers at Carolina,
Jan. 10, 2009

Touchdowns

- 3.... Larry Fitzgerald vs. Philadelphia,
Jan. 18, 2009
Mario Bates at Minnesota,
Jan. 10, 1999
- 2.... Michael Floyd vs. Green Bay,
Jan. 16, 2016
Early Doucet vs. Green Bay,
Jan. 10, 2010
Larry Fitzgerald vs. Green Bay,
Jan. 10, 2010
Larry Fitzgerald vs. Pittsburgh,
Feb. 1, 2009 (SB XLIII)
Elmer Angsman vs. Philadelphia,
Dec. 28, 1947
Charley Trippi vs. Philadelphia,
Dec. 28, 1947

Field Goals Made

- 4.... Neil Rackers at Carolina, Jan. 10, 2009
- Longest Field Goal**
- 49.... Neil Rackers vs. Philadelphia,
Jan. 18, 2009
Neil Rackers at Carolina, Jan. 10, 2009
- 46.... Chris Jacke at Dallas, Jan. 2, 1999
- 33.... Neil Rackers at Carolina, Jan. 10, 2009

Field Goals Attempted

- 5.... Neil Rackers at Carolina, Jan. 10, 2009
- 4.... Neil O'Donoghue at Green Bay,
Jan. 8, 1983

Extra Points Att./Made

- 6/6.... Neil Rackers vs. Green Bay,
Jan. 10, 2010

RUSHING

Rushing Yards

- 159 .. Elmer Angsman vs. Philadelphia,
Dec. 28, 1947 (10 att.)
- 95.... Adrian Murrell at Dallas, Jan. 2, 1999
(12 att.)
- 91.... Beanie Wells vs. Green Bay,
Jan 10, 2010 (14 att.)
- 87.... Tim Hightower at New Orleans,
Jan. 16, 2010 (6 att.)
- 84.... Charley Trippi vs. Philadelphia,
Dec. 28, 1947 (11 att.)

Rushing Attempts

- 20.... Edgerrin James at Carolina,
Jan. 10, 2009
- 17.... Tim Hightower at Carolina,
Jan. 10, 2009
- 16.... Edgerrin James vs. Philadelphia,
Jan. 18, 2009
Edgerrin James vs. Atlanta, Jan. 3,
2009

Touchdowns Rushing

- 3.... Mario Bates at Minnesota, Jan. 10,
1999
- 2.... Elmer Angsman vs. Philadelphia,
Dec. 28, 1947

Rushing Average (min. 10 att.)

- 15.9 ... Elmer Angsman vs. Philadelphia,
Dec. 28, 1947 (10 att., 159 yards)
- 7.9 ... Adrian Murrell at Dallas, Jan. 2, 1999
(12 att., 95 yards)
- 7.6 ... Charley Trippi vs. Philadelphia,
Dec. 28, 1947 (11 att., 84 yards)

Longest Run

- 74.... Adrian Murrell at Dallas, Jan. 2, 1999
- 70t... Tim Hightower at New Orleans,
Jan. 16, 2010
Elmer Angsman vs. Philadelphia,
Dec. 28, 1947
- 70.... Elmer Angsman vs. Philadelphia,
Dec. 28, 1947

PASSING

Passing Yards

- 385 .. Neil Lomax at Green Bay, Jan. 8, 1983
(32 comp., 51 att.)
- 379 .. Kurt Warner vs. Green Bay, Jan. 10, 2010
(29 comp., 33 att.)
- 377 .. Kurt Warner vs. Pittsburgh, Feb. 1, 2009
(SB XLIII) (31 comp., 43 att.)
- 349 .. Carson Palmer vs. Green Bay, Jan. 16, 2016
(25 comp, 41 att)
- 291 .. Jim Hart at L.A. Rams, Dec. 27, 1975
(22 comp., 41 att.)

Pass Attempts

- 51 .. Neil Lomax at Green Bay, Jan. 8, 1983
(32 comp., 385 yards)
- 43 .. Kurt Warner vs. Pittsburgh, Feb. 1, 2009
(SB XLIII) (31 comp., 377 yards)
- 41 .. Carson Palmer vs. Green Bay, Jan. 16, 2016
(25 comp, 349 yards)
- Jake Plummer at Minnesota,
Jan. 10, 1999 (23 comp., 242 yards)
- Jim Hart at L.A. Rams, Dec. 27, 1975
(22 comp., 291 yards)

Pass Completions

- 32 .. Neil Lomax at Green Bay, Jan. 8, 1983
(51 att., 385 yards)
- 31 .. Kurt Warner vs. Pittsburgh, Feb. 1, 2009
(SB XLIII) (43 att., 377 yards)
- 29 .. Kurt Warner vs. Green Bay, Jan. 10, 2010
(33 att., 379 yards)
- 25 .. Carson Palmer vs. Green Bay, Jan 16, 2016
(41 att., 349 yards)

Touchdown Passes

- 5 .. Kurt Warner vs. Green Bay, Jan. 10, 2010
- 4 .. Kurt Warner vs. Philadelphia,
Jan. 18, 2009
- 3 .. Carson Palmer vs. Green Bay, Jan 16, 2016
Kurt Warner vs. Pittsburgh,
Feb. 1, 2009 (SB XLIII)

Passes Had Intercepted

- 4 .. Carson Palmer at Carolina, Jan. 24, 2016
- 3 .. Jim Hart at L.A. Rams, Dec. 27, 1975

Completion Percentage

- 87.9 Kurt Warner vs. Green Bay, Jan. 10, 2010
(29 comp., 33 att., 379 yards)
- 75.0 Kurt Warner vs. Philadelphia, Jan. 18, 2009
(21 comp., 28 att., 279 yards)
- 72.1 Kurt Warner vs. Pittsburgh, Feb. 1, 2009
(31 comp., 43 att., 377 yards) (SB XLIII)

Longest Completion

- 75 .. Carson Palmer to Larry Fitzgerald vs.
Green Bay, Jan.16, 2016
- 71t... Kurt Warner to Anquan Boldin vs.
Atlanta, Jan. 3, 2009
- 64t.. Kurt Warner to Larry Fitzgerald vs.
Pittsburgh, Feb. 1, 2009 (SB XLIII)
- 62t.. Kurt Warner to Larry Fitzgerald vs.
Philadelphia, Jan. 18, 2009
- 59 .. Jake Plummer to Frank Sanders at
Dallas, Jan. 2, 1999

Most Times Sacked

- 5 .. Neil Lomax for 38 yards at Green Bay,
Jan. 8, 1983

RECEIVING

Receptions

- 9 .. David Johnson at Carolina,
Jan. 24, 2016 (68 yards)
Larry Fitzgerald vs. Philadelphia,
Jan. 18, 2009 (152 yards)
- 8 .. Larry Fitzgerald vs. Green Bay,
Jan 16, 2016 (176 yards)
Early Doucet at New Orleans,
Jan. 16, 2010 (68 yards)
Anquan Boldin vs. Pittsburgh,
Feb. 1, 2009 (84 yards) (SB XLIII)
Larry Fitzgerald at Carolina,
Jan. 10, 2009 (166 yards)



- 7 .. Steve Breaton vs. Green Bay, Jan. 10, 2010 (125 yards)
 Larry Fitzgerald vs. Pittsburgh, Feb. 1, 2009 (127 yards) (SB XLIII)
 Roy Green at Green Bay, Jan. 8, 1983 (113 yards)

Receiving Yards

- 176 . Larry Fitzgerald vs. Green Bay, Jan. 16, 2016 (8 rec.)
 166 . Larry Fitzgerald at Carolina, Jan. 10, 2009 (8 rec.)
 152 . Larry Fitzgerald vs. Philadelphia, Jan. 18, 2009 (9 rec.)
 127 . Larry Fitzgerald vs. Pittsburgh, Feb. 1, 2009 (7 rec.) (SB XLIII)
 125 . Steve Breaton vs. Green Bay, Jan. 10, 2010 (7 rec.)

Touchdowns Receiving

- 3 .. Larry Fitzgerald vs. Philadelphia, Jan. 18, 2009
 2 .. Michael Floyd vs. Green Bay, Jan 16, 2016
 Early Doucet vs. Green Bay, Jan. 10, 2010
 Larry Fitzgerald vs. Green Bay, Jan. 10, 2010
 Larry Fitzgerald vs. Pittsburgh, Feb. 1, 2009 (SB XLIII)

COMBINATION YARDAGE

Combined Yardage

- 229 .. Terry Metcalf at L.A. Rams, Dec. 27, 1975 (27 rush, 94 rec., 3 punt ret., 105 KO ret.)

PUNTING

Most Punts

- 9 .. Drew Butler at Carolina, Jan. 3, 2015 (34.8 avg.)
 8 .. Scott Player at Dallas, Jan. 2, 1999 (37.9 avg.)
 Ray Mallouf vs. Philadelphia, Dec. 28, 1947
 Ray Mallouf at Philadelphia, Dec. 19, 1948

Punting Average

- 49.0 .. Drew Butler vs. Green Bay, Jan. 16, 2016 (3 punts)
 48.8 .. Drew Butler at Carolina, Jan. 24, 2016 (4 punts)
 43.5 .. Ben Graham at New Orleans, Jan. 16, 2010 (6 punts)
 43.5 .. Ben Graham at Carolina, Jan. 10, 2009 (4 punts)

INTERCEPTIONS

Most Interceptions

- 2 .. Aeneas Williams at Dallas, Jan. 2, 1999 (0 yards)
 John Cochran at Philadelphia, Dec. 19, 1948 (20 yards)

Interception Return Yardage

- 72 .. Patrick Peterson at Carolina, Jan. 24, 2016 (1 INT)
 50 .. Antonio Cromartie at Carolina, Jan. 3, 2015 (1 INT)
 47 .. Antrel Rolle at Carolina, Jan. 10, 2009 (1 INT)
 Aeneas Williams at Minnesota, Jan. 10, 1999 (1 INT)

Longest Interception Return

- 72 Patrick Peterson at Carolina, Jan. 24, 2016
 50 Antonio Cromartie at Carolina, Jan. 3, 2015
 47 Antrel Rolle at Carolina, Jan. 10, 2009
 Aeneas Williams at Minnesota, Jan. 10, 1999

PUNT RETURNS

Total Punt Returns

- 3 Steve Breaston at Carolina, Jan. 10, 2009 (15 yards)
 Eric Metcalf at Dallas, Jan. 2, 1999 (11 yards)
 Terry Metcalf at Minnesota, Dec. 21, 1974 (18 yards)

Punt Return Yardage

- 102 .. Charley Trippi vs. Philadelphia, Dec. 28, 1947 (2 returns)
 37 John Cochran vs. Philadelphia, Dec. 28, 1947 (1 return)
 36 Eric Metcalf at Minnesota, Jan. 10, 1999 (1 return)

Longest Punt Return

- 75t ... Charley Trippi vs. Philadelphia, Dec. 28, 1947
 37 John Cochran vs. Philadelphia, Dec. 28, 1947
 36 Eric Metcalf at Minnesota, Jan. 10, 1999

Punt Return Average

- 51.0 . Charley Trippi vs. Philadelphia, Dec. 28, 1947 (2 ret., 102 yards)
 37.0 . John Cochran vs. Philadelphia, Dec. 28, 1947 (1 ret., 37 yards)
 36.0 . Eric Metcalf at Minnesota, Jan. 10, 1999 (1 ret., 36 yards)

KICKOFF RETURNS

Total Kickoff Returns

- 5 LaRod Stephens-Howling at New Orleans, Jan. 16, 2010 (139 yards)
 4 LaRod Stephens-Howling vs. Green Bay, Jan. 10, 2010 (85 yards)
 J.J. Arrington vs. Pittsburgh, Feb. 1, 2009 (82 yards) (SB XLIII)
 J.J. Arrington vs. Atlanta, Jan. 3, 2009 (74 yards)

Kickoff Return Yardage

- 139 .. LaRod Stephens-Howling at New Orleans, Jan. 16, 2010 (5 returns)
 105 .. Stump Mitchell at Green Bay, Jan. 8, 1983 (3 returns)
 Terry Metcalf at L.A. Rams, Dec. 27, 1975 (3 returns)

Longest Kickoff Return

- 67 Terry Metcalf at L.A. Rams, Dec. 27, 1975
 48 Ted Ginn, Jr. at Carolina, Jan. 3, 2015
 46 Boris Dimancheff vs. Philadelphia, Dec. 28, 1947

Kickoff Return Average

- 35.0 . Stump Mitchell at Green Bay, Jan. 8, 1983 (3 returns-105 yards)
 Terry Metcalf at L.A. Rams, Dec. 27, 1975 (3 returns-105 yards)

TEAM POSTSEASON RECORDS

SCORING

Most Points Scored

- 51 .. Vs. Green Bay, Jan. 10, 2010 (OT)
 33 .. At Carolina, Jan. 10, 2009
 32 .. Vs. Philadelphia, Jan. 18, 2009
 30 .. Vs. Atlanta, Jan. 3, 2009
 28 .. Vs. Philadelphia, Dec. 28, 1947

Fewest Points Scored

- 0 .. At Philadelphia, Dec. 19, 1948
 14 .. At Minnesota, Dec. 21, 1974
 At New Orleans, Jan. 16, 2010

Opponent/Most Points Scored

- 49 .. At Carolina, Jan. 24, 2016
 45 .. At New Orleans, Jan. 16, 2010
 Vs. Green Bay, Jan. 10, 2010 (OT)
 41 .. At Minnesota, Jan. 10, 1999
 At Green Bay, Jan. 8, 1983

Opponent/Fewest Points Scored

- 7 .. At Dallas, Jan. 2, 1999
 At Philadelphia, Dec. 19, 1948

Most Decisive Win

- 33-13 .. At Carolina, Jan. 10, 2009
 20-7 .. At Dallas, Jan. 2, 1999
 32-25 .. Vs. Philadelphia, Jan. 18, 2009
 28-21 .. Vs. Philadelphia, Dec. 28, 1947

Most Decisive Loss

- 49-15 .. At Carolina, Jan. 24, 2016
 45-14 .. At New Orleans, Jan. 16, 2010
 41-16 .. At Green Bay, Jan. 8, 1983
 41-21 .. At Minnesota, Jan. 10, 1999
 30-14 .. At Minnesota, Dec. 21, 1974

Most Points Combined

- *96 .. Vs. Green Bay 45, Cardinals 51, Jan. 10, 2010 (OT)
 64 .. At Carolina 49, Cardinals 15, Jan. 24, 2016
 62 .. At Minnesota 41, Cardinals 21, Jan. 10, 1999
 59 .. At New Orleans 45, Cardinals 14, Jan. 16, 2010
 58 .. At L.A. Rams 35, Cardinals 23, Dec. 27, 1975

*NFL record

FIRST DOWNS

Most First Downs

- 30 Vs. Green Bay, Jan. 10, 2010 (OT)
 27 At Green Bay, Jan. 8, 1983
 23 Vs. Pittsburgh, Feb. 1, 2009 (SB XLIII)
 At Minnesota, Jan. 10, 1999
 22 At L.A. Rams, Dec. 27, 1975

Most First Downs Rushing

- 8 At Carolina, Jan. 10, 2009
 At Green Bay, Jan. 8, 1983
 7 Vs. Green Bay, Jan. 10, 2010
 At Minnesota, Jan. 10, 1999
 Vs. Philadelphia, Dec. 28, 1947

Most First Downs Passing

- 21 Vs. Green Bay, Jan. 10, 2010 (OT)
 20 Vs. Pittsburgh, Feb. 1, 2009 (SB XLIII)
 18 At Green Bay, Jan. 8, 1983
 16 Vs. Green Bay, Jan. 16, 2016
 At L.A. Rams, Dec. 27, 1975

Most First Downs By Penalty

- 5 At Minnesota, Jan. 10, 1999
 3 At Carolina, Jan. 10, 2009

TOTAL YARDS

Most Net Yards Gained

- 531 Vs. Green Bay, Jan. 10, 2010 (156 rush, 375 pass) OT
 453 At Green Bay, Jan. 8, 1983 (106 rush, 347 pass)
 407 Vs. Pittsburgh, Feb. 1, 2009 (33 rush, 374 pass) (SB XLIII)
 369 Vs. Philadelphia, Jan. 18, 2009 (102 rush, 267 pass)
 368 Vs. Green Bay, Jan. 16, 2016 (40 rush, 328 pass)

Both Teams/Game

- 1,024 .. Vs. Green Bay 493, Cardinals 531, Jan. 10, 2010 (OT)
 823 Vs. Philadelphia 454, Cardinals 369, Jan. 18, 2009



RUSHING

Most Rushing Attempts

43.....At Carolina, Jan. 10, 2009
 39.....Vs. Philadelphia, Dec. 29, 1947
 34.....At Philadelphia, Dec. 19, 1948
 29.....Vs. Philadelphia, Jan. 18, 2009
 At Dallas, Jan. 2, 1999

Both Teams/Game

91.....At Philadelphia 57, Cardinals 34,
 Dec. 19, 1948
 76.....Vs. Philadelphia 37, Cardinals 39,
 Dec. 29, 1947

Most Yards Rushing

282Vs. Philadelphia, Dec. 28, 1947
 156Vs. Green Bay, Jan. 10, 2010 (OT)
 145At Carolina, Jan. 10, 2009
 133At Dallas, Jan. 2, 1999
 106At Green Bay, Jan. 8, 1983

Both Teams/Game

342Vs. Philadelphia 60, Cardinals 282,
 Dec. 28, 1947
 332At L.A. Rams 237, Cardinals 95,
 Dec. 27, 1975
 321At Philadelphia 225, Cardinals 96,
 Dec. 19, 1948

Opponent/Fewest Yards Rushing

58.....Vs. Pittsburgh, Feb. 1, 2009 (SB XLIII)
 60.....Vs. Atlanta, Jan. 3, 2009
 Vs. Philadelphia, Dec. 28, 1947

PASSING

Most Net Yards Passing

375Vs. Green Bay, Jan. 10, 2010 (OT)
 374Vs. Pittsburgh, Feb. 1, 2009 (SB XLIII)
 347At Green Bay, Jan. 8, 1983
 328At Green Bay, Jan. 16, 2016
 271Vs. Atlanta, Jan. 3, 2009

Both Teams/Game

779Vs. Green Bay 404, Cardinals 375,
 Jan. 10, 2010 (OT)
 624Vs. Philadelphia 357, Cardinals 267,
 Jan. 18, 2009

Opponent/ Fewest Yards Passing

7.....At Philadelphia, Dec. 19, 1948

Most Gross Yards Passing

385At Green Bay, Jan. 8, 1983
 379Vs. Green Bay, Jan. 10, 2010 (OT)
 377Vs. Pittsburgh, Feb. 1, 2009 (SB XLIII)
 335Vs. Green Bay, Jan. 16, 2016
 291At L.A. Rams, Dec. 27, 1975

Both Teams/Game

802Vs. Green Bay 423, Cardinals 379,
 Jan. 10, 2010 (OT)

Opponent/Fewest Gross Passing Yards

7.....At Philadelphia, Dec. 19, 1948 (7 net)

Most Pass Attempts

51.....At Green Bay, Jan. 8, 1983 (32 comp.)
 43.....Vs. Pittsburgh, Feb. 1, 2009 (31 comp.)
 (SB XLIII)
 41.....At Carolina, Jan. 24, 2016 (23 comp.)
 Vs. Green Bay, Jan. 16, 2016 (25 comp.)
 At Minnesota, Jan. 10, 1999 (23 comp.)

Most Pass Completions

32.... Vs. Pittsburgh, Feb. 1, 2009 (43 att.)
 (SB XLIII)
 At Green Bay, Jan. 8, 1983 (51 att.)
 29 Vs. Green Bay, Jan. 10, 2010 (33 att.), OT
 25.... Vs. Green Bay, Jan. 16, 2016 (41 att.)
 24 At New Orleans, Jan. 16, 2010 (38 att.)

Both Teams/Game

57.....Vs. Green Bay 28, Cardinals 29,
 Jan. 10, 2010 (OT)
 51.....At Green Bay 19, Cardinals 32,
 Jan. 8, 1983

Opponent/Fewest Pass Completions

2.... At Philadelphia, Dec. 19, 1948 (12 att.)
 12.... At L.A. Rams, Dec. 27, 1975 (23 att.)

SACKS

Most QB Sacks By Cardinals

5.... Vs. Green Bay, Jan. 10, 2010 (OT)
 4.... At Dallas, Jan. 2, 1999
 3.... Vs. Pittsburgh, Feb. 1, 2009 (SB XLIII)
 Vs. Atlanta, Jan. 3, 2009

INTERCEPTIONS

Most Pass INT By Cardinals

5At Carolina, Jan. 10, 2009
 (72 yards)
 3At Dallas, Jan. 2, 1999
 (42 yards)
 Vs. Philadelphia, Dec. 28, 1947
 (45 yards)

INT Return Yards By Cardinals

72....At Carolina, Jan. 24, 2016 (1 INT)
 At Carolina, Jan. 10, 2009 (5 INT)
 50....At Carolina, Jan. 3, 2015 (1 INT)
 47....At Minnesota, Jan. 10, 1999 (1 INT)

PENALTIES

Most Penalties

13....At Minnesota, Jan. 10, 1999
 11....Vs. Pittsburgh, Feb. 1, 2009
 (SB XLIII)
 10....Vs. Philadelphia, Dec. 28, 1947

Fewest Penalties

1At Minnesota, Dec. 21, 1974
 3Vs. Green Bay, Jan. 16, 2016
 At New Orleans, Jan. 16, 2010
 Vs. Philadelphia, Jan. 18, 2009

Most Yards Penalized

106 ...Vs. Pittsburgh, Feb. 1, 2009
 (SB XLIII)
 97 ...Vs. Philadelphia, Dec. 29, 1947
 78....At Green Bay, Jan. 8, 1983

FUMBLES

Most Fumbles

3At Carolina, Jan. 24, 2016
 (lost 3)
 At Carolina, Jan. 3, 2015
 (lost 1)
 At New Orleans, Jan. 16, 2010
 (lost 1)
 Vs. Green Bay, Jan. 10, 2010
 (lost 1), OT
 At Green Bay, Jan. 8, 1983
 (lost 2)
 At L.A. Rams, Dec. 27, 1975
 (lost 2)
 At Philadelphia, Dec. 19, 1948
 (lost 2)

Opponent/Most Fumbles

5At L.A. Rams, Dec. 27, 1975
 (lost 3)

Most Fumbles Lost

3At Carolina, Jan. 24, 2016
 (3 fumbles)
 2At Green Bay, Jan. 8, 1983
 (3 fumbles)
 At L.A. Rams, Dec. 27, 1975
 (2 fumbles)
 At Philadelphia, Dec. 19, 1948
 (3 fumbles)

Opponent/Most Fumbles Lost

3At L.A. Rams, Dec. 27, 1975
 (5 fumbles)

Fumbles Returned For TD

1Vs. Green Bay, Jan. 10, 2010 (OT)
 Vs. Atlanta, Jan. 3, 2009

PUNTING

Most Punts

10....At Green Bay, Jan. 8, 1983
 9At Carolina, Jan. 3, 2015
 8At Dallas, Jan. 2, 1999
 At Philadelphia, Dec. 19, 1948
 Vs. Philadelphia, Dec. 29, 1947

Opponent/Most Punts

8....Vs. Philadelphia, Dec. 28, 1947
 6....At Dallas, Jan. 2, 1999

Both Teams/Game

16....Vs. Philadelphia 8, Cardinals 8,
 Dec. 28, 1947

Fewest Punts

1Vs. Green Bay, Jan. 10, 2010 (OT)
 2At Minnesota, Jan. 10, 1999
 3Vs. Green Bay, Jan. 16, 2016

Both Teams/Game

2....Vs. Green Bay 1, Cardinals 1,
 Jan. 10, 2010 (OT)

Highest Average

49.0 .. Vs. Green Bay, Jan. 16, 2016 (3 punts)
 48.8 .. At Carolina, Jan. 24, 2016 (4 punts)
 43.5 .. At New Orleans, Jan. 16, 2010 (6 punts)
 At Carolina, Jan. 10, 2009 (4 punts)

PUNT RETURN

Most Punt Returns

4Vs. Philadelphia, Dec. 28, 1947
 (150 yards)
 3At Carolina, Jan. 8, 1983
 (15 yards)
 At Dallas, Jan. 2, 1999 (11 yards)

Both Teams/Game

8Vs. Philadelphia 4, Cardinals 4,
 Dec. 28, 1947

Most Punt Return Yards

150 ...Vs. Philadelphia, Dec. 28, 1947
 (4 ret.)
 36....At Minnesota, Jan. 10, 1999 (1 ret.)

KICKOFF RETURNS

Most Kickoff Returns

7At L.A. Rams, Dec. 27, 1975
 At Green Bay, Jan. 8, 1983

Most Kickoff Return Yards

191 ...At L.A. Rams, Dec. 27, 1975 (7 ret.)
 178 ...At Green Bay, Jan. 8, 1983 (7 ret.)
 139 ...At New Orleans, Jan. 16, 2010 (5 ret.)



PLAYOFF GAME SUMMARIES

NFC WILD CARD GAME
CARDINALS 30, COWBOYS 7
JANUARY 2, 1999 TEXAS STADIUM - (62,969)

Arizona's finest defensive performance of the season rewarded the Cardinals with their first postseason victory in 51 years (28-21 vs. Philadelphia in 1947 NFL Championship game) in their first postseason appearance in 23 years (1975) that came in a non-strike season. The Cardinals defeat the Dallas Cowboys 20-7 at Dallas Stadium, ended not only their playoff drought but their nine-game losing streak on the Cowboys home turf. It was just the second victory over Dallas in the last 17 meetings between the two teams. It was the first home-field loss for the Cowboys since 1983.

The Cardinals defense produced three interceptions, 15 passes defended (six by rookie cornerback Corey Chavous), four sacks, four tackles for a loss, and allowed QB Troy Aikman to complete just 22-of-49 passes for 191 yards. Arizona's defense held the Cowboys offense to just 260 total yards on the day. Outside linebacker Jamir Miller led the defense with 15 total tackles and two sacks while defensive end Andre Wadsworth also collected a pair of sacks. Pro Bowl cornerback Aeneas Williams grabbed two INTs and safety Tommy Bennett recorded one.

It was the defense that turned the tide of the game early. After Arizona jumped up to a 7-0 lead, the Cowboys were poised to tie the game, facing a fourth-and-one situation at Arizona's seven-yard line midway through the second quarter. Cardinals LB Mark Maddox dropped Dallas RB Emmitt Smith for a one-yard loss on the play and Arizona added a 37-yard Chris Jacke FG later in the quarter to give the Cards a 10-0 lead heading into halftime.

RB Adrian Murrell raced 74 yards to the Cowboys three-yard line on the second play of the third quarter, followed by a 3-yard TD pass from Jake Plummer to Larry Centers that gave the Cardinals a 17-0 lead that was never threatened. Another Jacke field goal from 46 yards out capped the scoring for the Cardinals in the fourth quarter. The Arizona defense's shutout bid ended with 3:33 remaining on a six-yard TD pass from Aikman to WR Billy Davis.

	1	2	3	4	OT	F
CARDINALS	7	3	7	3	—	20
COWBOYS	0	0	0	7	—	7

Team	Qtr.	Time	Scoring Play	Score
CARDS	1	2:47	Murrell 12-yard pass from Plummer (Jacke kick)	7-0
CARDS	2	0:19	Jacke 37-yard field goal	10-0
CARDS	3	13:44	Centers 3-yard pass from Plummer (Jacke kick)	17-0
CARDS	4	12:55	Jacke 46-yard field goal	20-0
Cowboys	4	3:33	Davis 6-yard pass from Aikman (Cunningham kick)	20-7

STATISTICS

	AZ	DAL
First Downs	14	20
Rushes-Yards	29-133	20-96
Net Passing Yards	213	164
Total Net Yards	346	260
Passing (A-C-I)	36-19-2	49-22-3
Sacked by Opp.	0-0	4-27
Punts-Average	8-37.9	6-41.3
Fumbles-Lost	0-0	2-0
Penalties	7-55	5-35
Time of Possession	30:02	29:58

Weather: 48 degrees, Wind: N 28 mph

RUSHING

CARDS: Murrell 12-95; Bates 11-32; Centers 3-5; Plummer 3-1.

Cowboys: Smith 16-74; Williams 3-22; Aikman 1-0.

PASSING

CARDS: Plummer 19-36, 213 yds, 2 TD, 2 INT.

Cowboys: Aikman 22-49, 191 yds, TD, 3 INT.

RECEIVING

CARDS: Moore 5-41; Sanders 3-72; Metcalf 3-48; Centers 3-16, TD; Murrell 2-16, TD; Gedney 2-15; McWilliams 1-5.

Cowboys: Jeffers 7-92; Irvin 4-32; Davis 4-25, TD; Bjornson 2-12; Williams 2-6; Smith 1-10; Clay 1-9; Johnston 1-5.

NFC DIVISIONAL PLAYOFF
VIKINGS 41, CARDINALS 21
JANUARY 10, 1999 METRODOME - (63,760)

Arizona's playoff run ended in Minnesota with a 41-21 loss to the high-scoring Vikings who turned three Cardinals turnovers into 17 points.

After the Vikings drove 80 yards in 13 plays in their opening possession to take a 7-0 lead on RB LeRoy Hoard's first rushing TD, interceptions of QB Jake Plummer on the first two possessions of the second quarter quickly turned into 10 points for a 17-0 Vikings advantage by the time the Cardinals had run five offensive plays. Minnesota, fielding the highest scoring offense in NFL history up to that point, registered 416 total net yards (228 passing, 188 rushing), cracking the 400-yard plateau for the ninth time and the 40-point mark for the fifth time. The Vikings also converted eight-of-11 third-down plays.

RBs Hoard and Robert Smith caused the most damage, with the former tallying three TD while the latter accounted for 124 rushing yards. Record setting rookie WR Randy Moss posted the other Minnesota TD. Vikings safety Robert Griffith recorded both INTs for the Vikings. Cardinals Pro Bowl cornerback Aeneas Williams gave the Cardinals, trailing 7-0, early life with an end zone INT and 47-yard return on the first play of the second quarter to thwart a Minnesota drive that reached Arizona's seven-yard line.

Short yardage back Mario Bates scored all three Arizona TDs on one-yard runs to set the team postseason single-game rushing TDs record. Arizona held Minnesota sackless for the second consecutive postseason game and for the third time in four weeks. The Cards were flagged for a season-high 13 penalties. RB Adrian Murrell contributed 15 rushes for 62 yards and three receptions for 52 yards. The Cardinals finished the season with 10 wins for the first time since 1976 (10-4).

	1	2	3	4	OT	F
CARDINALS	0	7	7	7	—	21
VIKINGS	7	17	10	7	—	41

Team	Qtr.	Time	Scoring Play	Score
VIKINGS	1	7:40	Hoard 1-yard run (Anderson kick)	0-7
VIKINGS	2	12:45	Glover 15-yard pass from Cunningham (Anderson kick)	0-14
VIKINGS	2	11:24	Anderson 34-yard field goal	0-17
CARDS	2	7:12	Bates 1-yard run (Jacke kick)	7-17
VIKINGS	2	0:24	Hoard 16-yard pass from Cunningham (Anderson kick)	7-24
CARDS	3	7:25	Bates 1-yard run (Jacke kick)	14-24
VIKINGS	3	3:59	Anderson 20-yard field goal	14-27
VIKINGS	3	1:31	Moss 2-yard pass from Cunningham (Anderson kick)	14-34
CARDS	4	11:45	Bates 1-yard run (Jacke kick)	21-34
VIKINGS	4	4:33	Hoard 6-yard run (Anderson kick)	21-41

STATISTICS

	AZ	MIN
First Downs	23	26
Rushes-Yards	23-74	36-188
Net Passing Yards	242	228
Total Net Yards	316	416
Passing (A-C-I)	41-23-2	28-17-1
Sacked by Opp.	0-0	1-8
Punts-Average	2-36.0	1-44.0
Fumbles-Lost	2-1	0-0
Penalties	13-68	9-38
Time of Possession	26:24	33:36

Weather: Indoors

RUSHING

CARDS: Murrell 15-62; Plummer 4-9; Bates 4-3, 3 TD.

VIKINGS: Smith 19-124; Hoard 11-44, 2 TD; Palmer 2-13; Cunningham 3-6; Evans 1-1.

PASSING

CARDS: Plummer 23-41, 242 yds, 0 TD, 2 INT.

VIKINGS: Cunningham 17-27, 236, 3 TD, INT; Palmer 0-1, 0 Yds.

RECEIVING

CARDS: Moore 6-91; Centers 6-45; Sanders 4-30; Murrell 3-52; Metcalf 2-9; Gedney 1-8; McWilliams 1-7.

VIKINGS: Carter 5-82; Moss 4-73, TD; Glover 3-22, TD; Palmer 2-29; Smith 2-14; Hoard 1-16, TD.



NFC WILD CARD GAME
CARDINALS 30, FALCONS 24
 JANUARY 3, 2009
 UNIV. OF PHOENIX STADIUM - (62,848)

Playing their first postseason contest in a decade and first home playoff game since 1947, the Cardinals took on 11-5 Atlanta. The high-powered Falcons entered the game with the league's #2 rusher (RB Michael Turner) and the Offensive Rookie of the Year (QB Matt Ryan). But the Cards defense was sensational, bottling up Turner (42 rushing yards and 2.3 yards/carry were both season lows), harassing Ryan (2 INTs, 1 fumble and 3 sacks), and scoring points on its own with a TD and safety. The offense was also strong as Edgerrin James led a revitalized ground game while Kurt Warner and Larry Fitzgerald made big plays in the passing game. It all added up to a 6-point Arizona win before a raucous sellout crowd.

On the Cards first scoring drive, it was 3 James runs that perfectly set-up a flea-flicker. James took the hand-off, then flipped it back to Warner who fired 42 yards downfield to Fitzgerald who leapt between two defenders to come down with the ball in the end zone. Early in the 2nd, Atlanta got on the board with a 30-yard Jason Elam FG but the Cards answered quickly. On 3rd-n-9, Warner tossed a short pass to Anquan Boldin who turned upfield and raced 71 yards down the left sideline for the TD. The Falcons would come back. Turner's 7-yard TD run with 2:55 left in the 1st half capped a 14-play, 77-yard drive. On the 3rd play of the next drive, Warner's pass went off the hands of Jerheme Urban and was INT'd by Chevis Jackson at the A223, setting up a Ryan TD pass to TE Justin Peelle that made it 17-14 Atlanta at the half.

On the 2nd snap after intermission, DT Darnell Dockett made the game's pivotal play when he blew up a hand-off between Ryan and Turner. FS Antrel Rolle picked the ball out of the air and returned it 27 yards for the go-ahead TD. After the next two Atlanta drives went 3-n-out, the Cards took over at their own 24 with 10:31 to go in the 3rd. Through a mix of run & pass, including a 6-yard Warner scramble on 3rd-n-5, the Cards chewed 7:43 off the clock on a long drive that ended with Tim Hightower's 4-yard TD run. Rookie CB Dominique Rodgers-Cromartie ended the next series with a pick off Ryan. That drive ended with a Ben Graham punt that was downed at the ATL3 and on the next play, Antonio Smith sacked Ryan in the end zone for a safety. The Falcons scored on a 5-yard Roddy White TD pass from Ryan with 4:19 to go to trim it to 6 and AZ then took over at its own 20 with 4:19 to go. Two first downs forced Atlanta to burn all 3 timeouts. Then facing a 3rd-n-16 at the ATL46 with 2:17 left, Warner hit TE Stephen Spach with a 23-yard pass that effectively ended the game.

	1	2	3	4	OT	F
FALCONS	0	17	0	7	—	24
CARDINALS	7	7	14	2	—	30

Team	Qtr.	Time	Scoring Play	Drive	Score
CARDS	1	10:28	Fitzgerald 42-yard pass from Warner (Rackers kick)	4-63, 2:03	0-7
Falcons	1	10:00	Elam 30-yard FG	14-80, 7:31	3-7
CARDS	2	8:58	Boldin 71-yard pass from Warner (Rackers kick)	3-72, 1:02	3-14
Falcons	2	2:55	Turner 7-yard run (Elam kick)	14-77, 6:03	10-14
Falcons	2	0:23	Peelle 2-yard pass from Ryan (Elam kick)	6-23, 1:40	17-14
CARDS	3	14:08	Rolle 27-yard fumble return (Rackers kick)	—	17-21
CARDS	3	2:48	Hightower 4-yard run (Rackers kick)	14-76, 7:43	17-28
CARDS	4	12:37	Ryan sacked in EZ by A. Smith	—	17-30
Falcons	4	4:15	White 5-yard pass from Ryan (Elam kick)	9-58, 3:36	24-30

STATISTICS

	ATL	AZ
First Downs	20	15
Rushes-Yards	24-60	28-86
Net Passing Yards	190	271
Total Net Yards	250	357
Passing (A-C-I)	40-26-2	32-19-1
Sacked by Opp.	3-9	0-0
Punts-Average	5-42.4	6-39.8
Fumbles-Lost	2-1	0-0
Penalties	6-52	6-47
Time of Possession	29:58	30:02

Weather: Indoors

RUSHING

CARDS: Turner 18-42, TD; Norwood 2-12; Ryan 4-6.
FALCONS: James 16-73; Hightower 6-23, TD; Warner 4-0; Arrington 1(-2).

PASSING

Falcons: Ryan 26-40, 199 yds, 2 TD, 2 INT.
CARDS: Warner 19-32, 271 yds, 2 TD, 1 INT.

RECEIVING

Falcons: White 11-84, TD; Jenkins 5-51; Peelle 3-11, TD; Finneran 2-11; Pollard 2-7; Norwood 1-28; Turner 1-7; Douglas 1-0.
CARDS: Fitzgerald 6-101, TD; Spach 3-34; Boldin 2-72, TD; Breaston 2-39; Urban 2-7; James 1-9; Patrick 1-8; T. Smith 1-4; Arrington 1(-3).

NFC DIVISIONAL PLAYOFF
CARDINALS 33, PANTHERS 13
 JANUARY 10, 2009
 BANK OF AMERICA STADIUM - (73,695)

In a Divisional Playoff match-up at Carolina, all the numbers were stacked against the Cards. They were 0-5 on the east coast in '08 and were facing the only NFL team that went 8-0 at home. Even before it was known that Pro Bowl WR Anquan Boldin would miss the game with a hamstring injury, few if any gave the Cards a chance against #2 seed Carolina. But when Saturday evening came and the game was played, it was all Arizona. The Panthers produced TDs on their first drive of the game and their last but in between the Cards scored 33 unanswered points. The defense forced 6 Jake Delhomme turnovers (5 INTs and a fumble) and the Cards got 23 of their 33 points off them. WR Larry Fitzgerald was again spectacular, finishing with a team playoff record 166 yards on 8 catches with a TD while the Cards held his Panther all-pro counterpart Steve Smith without a catch until the final minute of the third.

The Panthers took the opening kickoff to midfield and a 31-yard DeAngelo Williams run took it to the 9 before Jonathan Stewart punched it in. Later in the quarter, Fitzgerald's catch-n-run gained 41 on 3rd-n-2 and that led to a 3-yard Tim Hightower TD catch from Kurt Warner that tied it at 7. On the next play from scrimmage, DE Antonio Smith stripped Delhomme on a sack and recovered the fumble himself at the CAR13. That led to a 4-yard Edgerrin James run and a 14-7 score. The Panthers moved to the A215 on the next drive thanks to a 45-yard pass interference call but CB Dominique Rodgers-Cromartie picked off Delhomme at the goal line. Neil Rackers then extended the lead to 20-7 with FGs on the next two AZ drives. A Gerald Hayes INT halted Carolina's following drive on the first play. It was followed by Fitzgerald's 29-yard catch and pylon dive that made it 27-7 at intermission.

The only points of the 3rd quarter came when Antrel Rolle gathered in a Delhomme pass tipped by Rodgers-Cromartie and WR Steve Smith and returned the INT to the CAR26. That set up Rackers' 33-yard FG that made it 30-7. Arizona then ended the first two Panther drives of the 4th quarter with INT's by Ralph Brown and Rod Hood, respectively. Rackers fourth FG of the game made it 33-7 with 3:10 to go and only an 8-yard TD catch by Smith in the final minute made it 33-13.

	1	2	3	4	OT	F
CARDINALS	14	13	3	3	—	33
PANTHERS	7	0	0	6	—	13

Team	Qtr.	Time	Scoring Play	Drive	Score
Panthers	1	11:56	Stewart 9-yard run (Kasay kick)	5-50, 3:04	0-7
CARDS	1	2:43	Hightower 3-yard pass from Warner (Rackers kick)	6-60, 3:39	7-7
CARDS	1	1:47	James 4-yard run (Rackers kick)	2-13, 0:50	14-7
CARDS	2	10:16	Rackers 49-yard FG	9-49, 4:32	17-7
CARDS	2	5:28	Rackers 30-yard FG	8-49, 3:39	20-7
CARDS	2	3:32	Fitzgerald 29-yard pass from Warner (Rackers kick)	3-44, 1:39	20-7
CARDS	3	4:40	Rackers 32-yard FG	6-11, 3:12	30-7
CARDS	4	3:10	Rackers 20-yard FG	13-48, 7:37	33-7
Panthers	4	0:50	Smith 8-yard pass from Delhomme (pass failed)	10-79, 2:20	33-13

STATISTICS

	AZ	CAR
First Downs	21	16
Rushes-Yards	43-145	15-75
Net Passing Yards	215	194
Total Net Yards	360	269
Passing (A-C-I)	32-21-1	34-17-5
Sacked by Opp.	1-5	2-11
Punts-Average	4-43.5	4-48.0
Fumbles-Lost	0-0	1-1
Penalties	5-65	6-40
Time of Possession	38:49	20:11

Weather: 45 degrees, 60% humidity, Winds SW 10 mph, Cloudy and intermittent rain

RUSHING

CARDS: Hightower 17-76; James 20-57, TD; Arrington 2-11; Warner 3-1; Smith 1-0.
Panthers: Williams 12-63; Stewart 3-12, TD.

PASSING

CARDS: Warner 21-32, 220 yds, 2 TD, 1 INT.
Panthers: Delhomme 17-34, 205 yds, 1 TD, 5 INT.

RECEIVING

CARDS: Fitzgerald 8-166, TD; Breaston 4-28; Arrington 3-10; Urban 2-5; James 1-9; Castille 1-3; Hightower 1-3, TD; Doucet 1(-4).
Panthers: Muhammad 5-55; Stewart 3-39; Rosario 3-28; S. Smith 2-43, TD; Jarrett 2-27; Hoover 1-7; Williams 1-6.



NFC CHAMPIONSHIP GAME

CARDINALS 32, EAGLES 25

JANUARY 18, 2009
UNIV. OF PHOENIX STADIUM - (70,650)

In a match-up no one foresaw, the Cardinals hosted the Eagles in the NFC Championship Game with the chance to advance to Super Bowl XLIII. Before an electric sell-out crowd, the Cards jumped out to a 24-6 halftime lead thanks to three Kurt Warner TD passes to Larry Fitzgerald against an Eagles defense that had not allowed a passing TD in 5 games. Philly then scored 19 unanswered points in the late 3rd and early 4th to take a 25-24 lead. The Cards, however, responded with a drive no one will soon forget. It was a 14-play, 72-yard masterpiece that chewed 7:52 off the clock and ended with Warner's game-winning TD pass to RB Tim Hightower. The TD stamped the Cardinals ticket to the Super Bowl that was made possible by another stellar outing from Fitzgerald. The all-pro WR topped 100 yards for the 5th straight game and tied the NFL record with 3 straight in the postseason with a 9-catch, 152-yard, 3-TD performance.

On the game's opening drive, the Cards moved 80 yards in 9 plays and opened the scoring with a 9-yard Warner-Fitzgerald TD connection. Philly came right back with a 45-yard David Akers FG but he missed a 47-yarder on the following drive. That gave Arizona the ball at its own 38 and on the first play the lead grew to 14-3. Warner handed off to J.J. Arrington who ran right, threw it back to Warner who then tossed it deep to Fitzgerald who hauled it in for a 62-yard TD. After another Akers FG, Warner then capped a 72-yard drive with a 1-yard pass to Fitzgerald that made it 21-6 with 3:06 in the 2nd. AZ successfully executed a surprise pump kick and recovery but the officials inadvertently misrouted the ball dead. After a Philly punt, the Cards got the ball back at their own 16 with 1:31 to go and moved into position for a 49-yard Neil Rackers FG.

The Eagles cut the lead to 24-19 in the 3rd when consecutive drives ended with Donovan McNabb TD passes to TE Brent Celek (6 and 31 yards). With 10:45 to go, McNabb's deep pass deflected off the hands of CB Dominique Rodgers-Cromartie and into the hands of WR DeSean Jackson for a 62-yard TD that put Philly up 1 when the 2-point try failed. After the score, the Cards took over at their own 28 with 10:39 to go. Six plays into the drive they faced a pivotal 4th-inches decision near midfield. Hightower ran right for 6 yards to pick it up and later put it across the goal-line 8 plays later on a TD catch-n-run on a 3rd-n-goal from the 8. Warner on the drive was 5-5 for 56 yards including the game-winning TD pass. He then tossed a 2-point conversion to Ben Patrick to make it 32-25. Philly's ensuing drive reached the A247 but on 4th-n-10 from there McNabb's pass fell incomplete and the game was over.

	1	2	3	4	OT	F
EAGLES	3	3	13	6	—	25
CARDINALS	7	17	0	8	—	32

Team	Qtr.	Time	Scoring Play	Drive	Score
CARDS	1	9:20	Fitzgerald 9-yard pass from Warner (Rackers kick)	9-80, 5:40	0-7
Eagles	1	4:43	Akers 45-yard FG	8-33, 4:37	3-7
CARDS	2	13:19	Fitzgerald 62-yard pass from Warner (Rackers kick)	1-62, 0:11	3-14
Eagles	2	9:02	Akers 33-yard FG	7-65, 4:17	6-14
CARDS	2	3:06	Fitzgerald 1-yard pass from Warner (Rackers kick)	9-73, 5:56	6-21
CARDS	2	0:00	Rackers 49-yard FG	9-53, 1:31	6-24
Eagles	3	4:08	Celek 6-yard pass from McNabb (Akers kick)	13-90, 5:59	13-24
Eagles	3	0:49	Celek 31-yard pass from McNabb (kick failed, wr)	6-61, 2:39	19-24
Eagles	4	10:45	Jackson 62-yard pass from McNabb (pass failed)	4-86, 2:15	25-24
CARDS	4	2:53	Hightower 8-yard pass from Warner (Warner-Patrick pass)	14-72, 7:52	25-32

STATISTICS

	PHI	AZ
First Downs	22	21
Rushes-Yards	97	102
Net Passing Yards	357	267
Total Net Yards	454	369
Passing (A-C-I)	47-28-1	28-21-0
Sacked by Opp.	2-18	2-12
Punts-Average	1-58.0	5-37.2
Fumbles-Lost	3-2	1-1
Penalties	7-64	3-15
Time of Possession	30:04	29:56

Weather: Indoors

RUSHING

Eagles: Westbrook 12-45; McNabb 2-32; Buckhalter 4-21.

CARDS: James 16-73; Hightower 11-33; Arrington 2(-4).

PASSING

Eagles: McNabb 28-47, 375 yds, 3 TD, 1 INT.

CARDS: Warner 21-28, 279 yds, 4 TD, 0 INT.

RECEIVING

Eagles: Celek 10-82, 2 TD; Jackson 6-92; TD; Curtis 4-122; Westbrook 2-26; Avant 2-23; Baskett 1-14; Buckhalter 1-12; L. Smith 1-5; Lewis 1(-2).

CARDS: Fitzgerald 9-152, 3TD; Boldin 4-34; Pope 2-21; Urban 1-18; Arrington 1-16; James 1-16; Breaston 1-10; Hightower 1-8; Warner 1-4.

SUPER BOWL XLIII

STEELERS 27, CARDINALS 23

FEBRUARY 1, 2009
RAYMOND JAMES STADIUM - (70,774)

Making their first-ever Super Bowl appearance, the Cardinals battled back from a 20-7 4th quarter deficit against the Steelers and took a 23-20 lead with 2:37 remaining. However, Pittsburgh responded with a game-winning drive and earned their 6th title thanks to a TD with 0:35 on the clock. After catching just one pass thru 3 quarters, WR Larry Fitzgerald finished with 7 grabs for 127 yards and 2 TDs. It allowed him to shatter the NFL postseason records and establish new marks with 30 catches, 456 yards, and 7 receiving TDs.

After Arizona won the opening toss and chose to defer, Pittsburgh marched downfield and Ben Roethlisberger appeared to score a 1-yard TD on a 3rd down scramble. However, when the Cards successfully challenged the spot, the Steelers came away with just a FG. After a holding penalty killed the ensuing AZ drive, the Steelers went 79 yards in 11 plays and took a 10-0 lead on a 1-yard Gary Russell run. On the next series a 45-yard catch-and-run by WR Anquan Boldin took it to the 1 and Warner hit TE Ben Patrick with a TD pass from there. The teams then traded punts but just before the 2:00 warning, Roethlisberger's pass was tipped at the line by DT Bryan Robinson and INT'd at the Steelers 34 by LB Karlos Dansby. With 0:18 left the Cards had advanced to the 1 and used their final timeout. What followed was the game's pivotal play. Warner's quick slant to Boldin was picked at the goal-line by LB James Harrison, who rumbled 100 yards down the right sideline as the half expired. After replay confirmation, the dramatic turn of events had put Pittsburgh up 17-7.

Arizona's opening drive of the 2nd half appeared to end on a Warner fumble but another AZ challenge again reversed the initial call and the drive instead ended on a punt. Pittsburgh then consumed most of the 3rd quarter with a long drive that was aided by several flags from referee Terry McAulay's crew. The 16-play drive ultimately ended in a FG that made it 20-7. With 11:30 to go, the Cards took over at their own 13 and went to the no huddle. The drive consisted entirely of 8 Warner completions for 87 yards and ended on a 1-yard Fitzgerald TD grab. After again trading punts, the Steelers took over at their own 1 and on the 2nd play, a holding call in the end zone resulted in a safety that trimmed the Pittsburgh lead to 20-16. Following the free kick, the Cards took over at their own 36 with 2:53 to go. After an incompletion, Warner hit Fitzgerald at midfield and the WR raced down the middle of the field with the go-ahead TD that covered 64 yards in all. The lead would be short-lived. Pittsburgh took over at its own 22 with 2:30 left and a holding penalty on 1st down backed them up to the 12. Two first downs moved them near midfield and a 40-yard completion to game MVP Antonio Holmes took it to the 6. Two plays later, Holmes came down among 3 defenders and tip-toed the sideline with the winning TD on a play that was upheld by replay. A last-chance Cardinal drive reached the Steelers 44 with 0:15 left but then Warner was made to have fumbled before passing and the Steelers recovered. The game ended without McAulay looking at the play.

	1	2	3	4	OT	F
STEELERS	3	14	3	7	—	27
CARDINALS	0	7	0	16	—	23

Team	Qtr.	Time	Scoring Play	Drive	Score
Steelers	1	9:45	Reed 18-yard FG	9-71, 5:15	3-0
Steelers	2	14:01	Russell 1-yard run (Reed kick)	11-69, 7:12	10-0
CARDS	2	8:34	Patrick 1-yard pass from Warner (Rackers kick)	9-83, 5:27	10-7
Steelers	2	0:00	Harrison 100-yard INT return (Reed kick)	--	17-7
Steelers	3	2:11	Reed 21-yard FG	16-79, 8:39	20-7
CARDS	4	7:33	Fitzgerald 1-yard pass from Warner (Rackers kick)	8-87, 3:57	20-14
CARDS	4	2:58	Safety - Holding penalty on Hartwig in end zone	--	20-16
CARDS	4	2:37	Fitzgerald 64-yard pass from Warner (Rackers kick)	2-64, 0:21	20-23
Steelers	4	0:35	Holmes 6-yard pass from Roethlisberger (Reed kick)	8-78, 2:02	27-23

STATISTICS

	PIT	AZ
First Downs	20	23
Rushes-Yards	25-58	12-33
Net Passing Yards	234	374
Total Net Yards	292	407
Passing (A-C-I)	31-21-1	32-31-1
Sacked by Opp.	3-22	2-3
Punts-Average	3-46.3	5-36.0
Fumbles-Lost	0-0	2-1
Penalties	7-56	11-106
Time of Possession	33:01	26:59

Weather: Mostly cloudy, 66 degrees, humidity 43%, wind ENE 1 mph

RUSHING

Steelers: Parker 19-53; Moore 1-6; Roethlisberger 3-2; Russell 2(-3), TD.

CARDS: James 9-33; Warner 1-0; Hightower 1-0; Arrington 1-0.

PASSING

Steelers: Roethlisberger 21-30, 256 yds, 1 TD, 1 INT.

CARDS: Warner 31-43, 377 yds, 3 TD, 1 INT.

RECEIVING

Steelers: Holmes 9-131, TD; Miller 5-57; Ward 2-43; Washington 1-11; Davis 1-6; Spaeth 1-6; Moore 1-4; Patrick 1(-2).

CARDS: Boldin 8-84; Fitzgerald 7-127, 2 TD; Breaston 6-71; James 4-28; Arrington 2-35; Hightower 2-13; Urban 1-18; Patrick 1-1, TD.



NFC WILD CARD GAME





CARDINALS 51, PACKERS 45 (OT)
JANUARY 10, 2010
UNIV. OF PHOENIX STADIUM – (61,926)



It was the highest-scoring playoff game in NFL history and certainly among the greatest ever. The Cards and Packers combined for 96 points, 13 touchdowns and over 1,000 total yards. While the offenses were explosive, it was the AZ defense that came up with the game-winning score on the first series of OT when CB Michael Adams sacked Aaron Rodgers; LB Carlos Dansby snatched the ball midair and returned it for a TD. It was one of three huge defensive plays by Dansby. Against the NFL's #2 defense, The Cards jumped out to a 17-0 early lead and led 31-17 early in the 3rd quarter. Green Bay then stormed back behind an inspired effort from Rodgers, tying the game at 38 and again at 45. But while the Packers QB was incredibly good, Arizona's Kurt Warner was even better and cemented his place among the league's greatest postseason passers. He threw for 379 yards and amazingly had more TD passes (5) than incompletions (4). Starting in place of Anquan Boldin (ankle), Steve Breaston had 7 catches for 125 yards and a TD while #3 WR Early Doucet was 6-77-20s.

Green Bay entered the game with an NFL-best +24 turnover ratio but the Cards converted two early Packers miscues. On the game's first snap, Dansby deflected a Rodgers pass that Dominique Rodgers-Cromartie INT'd. After Tim Hightower turned it into a TD, Dansby ended the next GB drive with a forced fumble of Donald Driver that Alan Branch recovered. Doucet cashed in on that takeaway with the first of his 2 TD passes that helped the Cards build a 24-10 lead. A Warner-to-Fitzgerald TD on the opening drive of the 2nd half made it 31-10 but the Pack scored quickly with two Rodgers TD passes and a successful on-side kick in between. A 42-yard Beanie Wells run led to another Fitzgerald TD catch but the Pack answered with a Rodgers scoring pass to James Jones that capped 5 straight TD drives to open the 2nd half. After Arizona's only punt of the day, GB tied it at 38 on a 1-yard run by FB John Kuhn early in the 4th. Warner responded with an 80-yard drive and put the Cards back ahead with a TD pass to Breaston. With 1:52 left though the Pack tied it again on Rodgers' 11-yard TD to Spencer Havner. At the end of regulation, Warner marched the Cards into position to win but Neil Rackers was wide left on a 34-yard FG attempt in the closing seconds. GB won the toss and got the ball first in OT. On the first snap, Rodgers had Greg Jennings open down the middle but overthrown him. Shortly thereafter, they had a 3rd-in-6 play at their own 24 when Adams and Dansby combined on the game-winning play.

			1	2	3	4	OT	F
PACKERS			0	10	14	21	0	45
CARDINALS			17	7	14	7	7	51
Team	Qtr.	Time	Scoring Play			Drive	Score	
CARDS	1	11:04	Hightower 1-yard run (Rackers kick)			7-40, 3:38	0-7	
CARDS	1	9:16	Doucet 15-yard pass from Warner (Rackers kick)			2-22, 0:48	0-14	
CARDS	1	0:34	Rackers 23-yard FG			9-54, 5:20	0-17	
Packers	2	6:52	Rodgers 1-yard run (Crosby kick)			6-52, 4:14	7-17	
CARDS	2	2:16	Doucet 15-yard pass from Warner (Rackers kick)			8-79, 4:36	7-24	
Packers	2	0:00	Crosby 20-yard FG			8-73, 2:16	10-24	
CARDS	3	11:15	Fitzgerald 33-yard pass from Warner (Rackers kick)			6-80, 3:45	10-31	
Packers	3	7:20	Jennings 6-yard pass from Rodgers (Crosby kick)			10-80, 3:55	17-31	
Packers	3	4:07	Nelson 10-yard pass from Rodgers (Crosby kick)			8-57, 3:13	24-31	
CARDS	3	2:34	Fitzgerald 11-yard pass from Warner (Rackers kick)			3-73, 1:33	24-38	
Packers	4	14:08	J. Jones 30-yard pass from Rodgers (Crosby kick)			8-80, 3:26	31-38	
Packers	4	10:57	Kuhn 1-yard run (Crosby kick)			3-67, 0:56	38-38	
CARDS	4	4:55	Breaston 17-yard pass from Warner (Rackers kick)			11-80, 6:02	38-45	
Packers	4	1:52	Havner 11-yard pass from Rodgers (Crosby kick)			7-71, 3:03	45-45	
CARDS	OT	13:42	Dansby 17-yard fumble return			--	45-51	

STATISTICS

	GB	AZ
First Downs	32	30
Rushes-Yards	20-90	23-156
Net Passing Yards	403	375
Total Net Yards	493	531
Passing (A-C-I)	42-28-1	33-29-0
Sacked by Opp.-Y/L	5-19	1-4
Punts-Average	1-47.0	1-26.0
Fumbles-Lost	3-2	3-1
Penalties	8-76	9-56
Time of Possession	29:51	31:27

Weather: Indoors

RUSHING

PACKERS: Grant 11-65; Rodgers 3-13, TD; Jackson 2-6; Green 3-5; Kuhn 1-1, TD.

CARDS: Wells 14-91; Breaston 1-28; Hightower 7-19, TD; Stephens-Howling 1-18.

PASSING


PACKERS: Rodgers 28-42, 422 yds, 4 TD, 1 INT.

CARDS: Warner 29-33, 379 yds, 5 TD, 0 INT.


RECEIVING

PACKERS: Jennings 8-130, TD; Finley 6-159; Driver 4-43; Jones 3-50, TD; Grant 2-18; Havner 2-16, TD; Nelson 1-10, TD; Jackson 1-(-1); Kuhn 1-(-3).

CARDS: Breaston 7-125, TD; Fitzgerald 6-82, 2 TD; Doucet 6-77, 2 TD; Patrick 3-42; Hightower 3-21; Stephens-Howling 3-19; Urban 1-23.



NFC DIVISIONAL PLAYOFF





SAINTS 45, CARDINALS 14
JANUARY 16, 2010
LOUISIANA SUPERDOME – (70,149)



Six days after out-dueling the Packers in an explosive Wild Card game, the Cardinals saw their season end in New Orleans against the #1 seeded Saints. RB Tim Hightower raced 70 yards for a TD on the game's first play from scrimmage but after that the Cards faced an uphill battle most of the day. The Saints scored TDs on 5 of their first 6 offensive drives, twice capitalizing on AZ turnovers that gave them short fields. They also took advantage of a depleted Arizona defense that began the game without starting MLB Gerald Hayes (ankle) and in the first quarter lost two more starters – CB Dominique Rodgers-Cromartie (knee) and FS Antrel Rolle (head).

After Hightower's TD run gave the Cards the early lead, the Saints responded with a 10-play, 70-yard drive that ended with Lydell Hamilton's 1-yard run. On the next snap, Kurt Warner hit Jerheme Urban on a 28-yard pass down the middle but Urban fumbled it over to the Saints at the AZ37. Drew Brees made the Cards pay 4 plays later when he connected with Jeremy Shockey on a 17-yard scoring pass. The next N.O. drive saw the Cards lose Rolle & Rodgers-Cromartie and it ended when Reggie Bush reversed field on a 46-yard TD run that made it 21-7. Arizona then made it a one-score game when Warner led a 9-play, 80-yard drive and Beanie Wells scored from 4 yards out. However, the Saints kept their foot on the accelerator. One play after a 26-yard completion to Marques Colston, Brees connected on a 44-yard flea-flicker to Devery Henderson that made it 28-14. On the 2nd play of the ensuing AZ drive, Warner was INT'd by DE Will Smith at the line of scrimmage and then leveled on the return by a clean block from DE Bobby McCray. When Warner headed to the locker room to have his chest examined, Matt Leinart led the Cards into position for a FG but Neil Rackers missed from 51 yards out as the first half expired.

Warner returned to start the 2nd half but the Cards were never able to cut into the Saints lead. A 43-yard Garrett Hartley FG made it 38-14 and later in the 3rd, Bush's 83-yard punt return TD provided the final dagger.

	1	2	3	4	OT	F
CARDINALS	7	7	0	0	—	14
SAINTS	21	14	10	0	—	45

Team	Qtr.	Time	Scoring Play			Drive	Score
CARDS	1	14:41	Hightower 70-yard run (Rackers kick)			1-70, 0:19	7-0
Saints	1	9:17	Hamilton 1-yard run (Hartley kick)			10-72, 5:24	7-7
Saints	1	7:02	Shockey 17-yard pass from Brees (Hartley kick)			4-37, 1:58	7-14
Saints	1	2:31	Bush 46-yard run (Hartley kick)			5-77, 2:54	7-21
CARDS	2	9:40	Wells 4-yard run (Rackers kick)			9-80, 5:07	14-21
Saints	2	6:48	Henderson 44-yard pass from Brees (Hartley kick)			6-83, 2:52	14-28
Saints	3	1:10	Colston 2-yard pass from Brees (Hartley kick)			8-27, 4:38	14-35
Saints	3	8:26	Hartley 43-yard FG			6-39, 2:10	14-38
Saints	3	6:42	Bush 83-yard punt return (Hartley kick)			--	14-45

STATISTICS

	AZ	NO
First Downs	15	27
Rushes-Yards	15-101	34-171
Net Passing Yards	258	247
Total Net Yards	359	418
Passing (A-C-I)	36-24-1	32-23-0
Sacked by Opp.-Y/L	1-8	0-0
Punts-Average	6-43.5	4-42.8
Fumbles-Lost	3-1	0-0
Penalties	3-22	6-44
Time of Possession	23:33	36:27

Weather: Indoors

RUSHING

CARDS: Hightower 6-87, TD; Wells 5-7, TD; Stephens-Howling 2-4; Wright 1-3; Warner 1-0.

SAINTS: Bush 5-84, TD; Thomas 13-52; Hamilton 5-23, TD; Bell 6-11; Meachem 1-4; Thomas 1-0; Brees 3-(-3).

PASSING

CARDS: Warner 17-26, 205 yds, 0 TD, 1 INT; Leinart 7-10, 61 yds, 0 TD, 0 INT.

SAINTS: Brees 23-32, 247 yds, 3 TD, 0 INT.

RECEIVING

CARDS: Doucet 8-68; Fitzgerald 6-77; Breaston 4-52; Hightower 3-27; Urban 2-34; Becht 1-8.

SAINTS: Colston 6-83, TD; Henderson 4-80, TD; Bush 4-24; Thomas 4-18; Shockey 3-36, TD; Moore 2-6.



NFC WILD CARD GAME
PANTHERS 27, CARDINALS 16 JANUARY 3, 2015 BANK OF AMERICA STADIUM - (71,849)

The Cardinals finished the regular season 11-5, earning a Wild Card spot and trip to Carolina to take on the Panthers who captured the NFC South title by winning their last 4 games and finishing 7-8-1. Arizona had dealt with tremendous adversity all season, losing more than 20 players for more than 100 combined games due to injury and coming from behind in 9 of its 11 victories. But while they clawed back from a 10-point deficit to lead at halftime, this time they could not hold on. Arizona started its 3rd straight game with #3 QB Ryan Lindley (after injuries to both Carson Palmer & Drew Stanton) but had his hands full in both the run and pass games where they finished with just 27 and 51 net yards, respectively.

The Panthers jumped out to a 10-0 lead after they took advantage of outstanding field position on their first two series that resulted from a pair of AZ three-and-outs and short punts. The first drive started at the Carolina 48 and led to a 47-yard Graham Gano FG. The Panthers started their second drive at their own 43 and 8 plays later Jonathan Stewart scored on a 13-yard spinning run off the right side. Trailing by 10, the Cards were forced to punt on the next series but caught a break when returner Brenton Bersin mishandled it and Justin Bethel recovered at the Carolina 30. A 14-yard Larry Fitzgerald completion on 3rd-n-10 moved it to the 1 and led to Lindley's 1-yard TD pass to TE Darren Fells. It remained 10-7 after Gano missed a 43-yard FG try on the next series. Two drives later, the Panthers advanced to the A237 where they faced a 3rd-n-13. CB Antonio Cromartie picked off Cam Newton and returned the INT 50 yards to the A217 with 5 minutes left in the 1st half. Four plays later, RB Marion Grice scored from a yard out to put Arizona up 14-10 with 2:50 remaining in the 1st half. It was enough time for Carolina to move 59 yards in 9 plays and Gano's 39-yard FG made it a 1-point game at intermission.

On Arizona's first drive of the 2nd half, WR Michael Floyd appeared to have been interfered with on a 3rd down pass down the left sideline but it went unflagged and the Cards went 3-n-out. A short punt gave Carolina possession at the A237 to start their 2nd drive of the 3rd quarter. On the next snap, RB Fozzy Whittaker caught a short screen from Newton and took it 39 yards for a TD. It went from bad to worse on the ensuing kick when TE Ginn fumbled inside the 10 and the Panthers recovered at the A23. The defense appeared to hold Carolina to a FG when Newton's 3rd-n-go pass to TE Greg Olsen fell incomplete but SJ Boris Cheek questionably flagged Tony Jefferson for pass interference. On the next play Newton hit RB Mike Tolbert in the flat for a score; the 2 TDs in a 92 second span made it 27-14 Panthers. With 12 minutes to play LB Sam Acho hit Newton as he was passing and Rashad Johnson returned the empty-handed fumble to the A28. On the next play Lindley's pass intended for Fitzgerald was INT'd by LB Luke Kuechley at the 5. The game's only other points came in the closing seconds when punter Brad Nortman took an intentional safety by running out of the end zone.

	1	2	3	4	OT	F
CARDINALS	0	14	0	2	—	16
Panthers	10	3	14	0	—	27

Team	Qtr.	Time	Scoring Play	Drive	Score
Panthers	1	11:27	Gano 47-yard FG	7-19, 2:03	0-3
Panthers	1	5:21	Stewart 13-yard run (Gano kick)	8-57, 3:51	0-10
CARDS	2	14:56	Fells 1-yard pass from Lindley (Catanzaro kick)	6-30, 2:15	7-10
CARDS	2	2:50	Grice 1-yard run (Catanzaro kick)	4-17, 2:04	14-10
Panthers	2	0:15	Gano 39-yard FG	9-59, 2:31	14-13
Panthers	3	5:36	Whittaker 39-yard pass from Newton (Gano kick)	1-39, 0:14	14-20
Panthers	3	4:04	Tolbert 3-yard pass from Newton (Gano kick)	3-3, 1:24	14-27
Panthers	4	0:03	Nortman tackled in end zone for a safety	—	16-26

STATISTICS

	AZ	CAR
First Downs...	8	25
3rd Down Eff. (Pct)...	3-12 (25)	5-13 (33)
Total Plays...	47	74
Avg. Gain...	1.8	4.6
Rushes-Yards...	15-27	41-188
Net Passing Yards...	91	98
Total Net Yards...	78	386
Passing (A-C-I)...	28-16-2	32-18-1
Sacked by Opp...	4-31	1-0
Punts-Average...	9-34.8	4-37.3
Fumbles-Lost...	3-1	3-2
Penalties...	7-38	8-80
Time of Possession...	22:54	37:06

Weather: Cloudy & rainy, 51 degrees, 82% humidity, Winds NE 6 mph

RUSHING

CARDS: K. Williams 10-23; Taylor 3-3; Grice 1-TD; TD: Hughes 1-0.
 Panthers: Stewart 24-123; TD: Newton 7-35; Williams 4-16; Tolbert 2-7; Cutchey 1-5; Whittaker 1-4; Nortman 2-(-2).

PASSING

CARDS: Lindley 16-28, 82 yds, 1 TD, 2 INT.
 Panthers: Newton 18-32, 198 yds, 2 TD, 1 INT.

RECEIVING

CARDS: JoBrown 4-34; Fitzgerald 3-31; Carlson 3-25; Williams 3-0; Hughes 1-4; Fells 1-1; TD: Floyd 1-(-12); Taylor 0-2; Sendein 0-(-5).
 Panthers: Benjamin 4-33; Brown 3-37; Olsen 3-37; Cutchey 3-14; Whittaker 1-39; TD: Dickson 1-34; Bersin 1-6; Tolbert 1-1; Stewart 1-(-3).

INTERCEPTIONS

CARDS: Cromartie 1-50.
 Panthers: Boston 1-11; Kuechley 1-1.

NFC DIVISIONAL PLAYOFF
CARDINALS 26, PACKERS 20 (OT) JANUARY 16, 2016 UNIV. OF PHOENIX STADIUM - (65,089)

Meeting in the Divisional Playoff round, the Cards and Pack turned in one for the ages. The wild game featured 23 total points in the first 56:15 and then 23 more in the final 4:49. It saw the Cards come back from a 4th quarter deficit to lead late before the Packers completed a 41-yard Hail Mary as time expired to force overtime. But in the end, as it so often does, the game was decided by all-pro WR Larry Fitzgerald who cemented his place among the game's greatest postseason players. He caught 8 passes for a club playoff record 176 yards and a TD. His biggest plays came when AZ needed it most, including a 75-yard catch-n-run on the 1st play of OT after Aaron Rodgers had delivered a gut punch at the end of regulation.

The Cardinals struck first when Michael Floyd's toe-tapping catch of a Carson Palmer pass in the back of the end zone gave them a 7-0 lead. A 100-yard INT return TD by CB Patrick Peterson would have given the Cards a 14-0 lead but it was negated by penalty. Green Bay would then dominate possession thanks to back-to-back 17-play drives that consumed more than 15 minutes in total. However, each ended in FGs rather than TDs and AZ led 7-6 at intermission.

The teams then opened the 3rd quarter by trading interceptions. First S Rashad Johnson picked off Rodgers but 3 plays later Ha Ha Clinton-Dix returned the favor with one off Palmer. RB Eddie Lacy then reeled off consecutive runs of 14 & 61 yards that set-up an 8-yard TD pass to WR Jeff Janis. With the Pack leading 13-7, AZ marched to the GB10 but had to settle for a 28-yard Chandler Catanzaro FG that cut it to 3. The next Cards drive also reached the 10 but Palmer's pass to John Brown in the end zone was picked by CB Damarious Randall. After another Pack play, the Cards took over at their own 20 down 3 to 10:53 to go. In 13 plays they reached the GB9 when Palmer's pass into the end zone was deflected by Randall but ricocheted to Floyd for a TD. After the Packers turned it over on downs on 4 passes, AZ took over at the GB24 with 2:38 to go. Catanzaro's subsequent 36-yard FG made it 20-13 with 1:55 to play. Needing a TD to tie it, GB faced a 4th-n-20 from its own 4 when Rodgers completed a 60-yard deep ball to Janis that took it to the AZ36 with :21 left. Three plays later they faced a 2nd-n-15 from the AZ41 and time for one hero into the end zone. GB's prayers were answered when Janis came down with Rodgers' pass in the end zone with no time on the clock and the stadium stunned. The crazy ending got crazier when referee Clete Blakeman had to re-do the OT coin toss because it didn't flip on his first try. AZ ultimately won it and started the extra period at its own 20. On the first snap, Palmer spun away from pressure before firing across the field to a wide open Fitzgerald. The veteran WR proceeded to weave his way all the way to the GB 5 on a 75-yard gain. Two plays later, a shovel pass to Fitz ended it.

	1	2	3	4	OT	F
Packers	0	6	7	7	0	20
CARDINALS	7	0	3	10	6	26

Team	Qtr.	Time	Scoring Play	Drive	Score
CARDS	1	6:48	Floyd 8-yard pass from Palmer (Catanzaro kick)	11-42, 6:21	0-7
Packers	2	11:22	Crosby 28-yard FG	17-85, 7:31	3-7
Packers	2	0:57	Crosby 34-yard FG	17-71, 7:55	6-7
Packers	3	10:17	Janis 8-yard pass from Rodgers (Crosby kick)	6-81, 3:05	13-7
CARDS	3	5:05	Catanzaro 28-yard FG	10-74, 5:12	13-10
CARDS	4	3:44	Floyd 9-yard pass from Palmer (Catanzaro kick)	14-80, 7:09	13-17
CARDS	4	1:55	Catanzaro 36-yard FG	4-6, 0:43	13-20
Packers	4	0:00	Janis 41-yard pass from Rodgers (Crosby kick)	6-86, 1:55	20-20
CARDS	OT	13:55	Fitzgerald 5-yard pass from Palmer	3-80, 1:05	20-26

STATISTICS

	GB	AZ
First Downs...	18	20
3rd Down Eff. (Pct)...	7-15 (47)	5-13 (38)
Total Plays...	67	63
Avg. Gain...	5.8	5.8
Rushes-Yards...	22-135	19-40
Net Passing Yards...	251	328
Total Net Yards...	386	368
Passing (A-C-I)...	44-24-1	41-25-2
Sacked by Opp...	1-10	3-21
Punts-Average...	4-35.8	3-49.0
Fumbles-Lost...	0-0	1-0
Penalties...	8-55	3-26
Time of Possession...	30:14	30:51

Weather: Indoors

RUSHING

Packers: Lacy 12-89; Starks 7-23; Rodgers 2-21; Kuhn 1-2.
 CARDS: Johnson 15-35; Ellington 3-PK; Brown 1-2.

PASSING

Packers: Rodgers 24-44, 261 yds, 2 TD, 1 INT.
 CARDS: Palmer 25-41, 349 yds, 3 TD, 2 INT.

RECEIVING

Packers: Janis 7-145, 2 TD; R.Rodgers 5-45; Abderrederis 4-55; Starks 4-4; Kuhn 2-10;acy 2-2.
 CARDS: Fitzgerald 8-176, TD; Johnson 6-43; JoBrown 5-82; Floyd 3-26, 2 TD; Fells 2-14; Nelson 1-8.

INTERCEPTION

Packers: Clinton-Dix 1-0; Randall 1-0.
 CARDS: RJohnson 1-1.



NFC CHAMPIONSHIP GAME
PANTHERS 49, CARDINALS 15
JANUARY 24, 2016
BANK OF AMERICA STADIUM - (74,294)

The NFC Championship Game featured the conference's top 2 seeds and league's top 2 offenses as the Cards (13-3) & Panthers (15-1) met in Charlotte with the dream of playing in Super Bowl 50. The dream quickly turned into a nightmare for Arizona. The Panthers scored on their first 3 offensive drives of each half and led 17-0 after one quarter, 24-7 at the half and ultimately won 49-15. They forced 7 Cardinal turnovers (4 INTs/3 fumbles) including 3 very costly ones late in the 2nd quarter when the Cards had a chance to re-claim momentum. It marked the 2nd straight year the Cards' season ended in Carolina and the loss denied Arizona the chance to advance to its 2nd Super Bowl in franchise history.

After a 45-yard Graham Gano FG put Carolina up 3-0, the next Panther drive started at the AZ49 thanks to a 32-yard Ted Ginn punt return. Five plays later, Ginn scored from 22 yards out on a reverse to make it 10-0. Arizona's 3rd straight drive ended in a punt but the defense had a chance to send the Panthers 3-n-out with a stop on 3rd-n-8 from the CAR14. However, Newton hit Corey Brown with a 26-yard pass to the 40 and the WR broke one tackle to take it the rest of the way for an 86-yard score. Down 17-0 the Cards advanced to the CAR37. On 3rd-n-10, Carson Palmer was sacked by DT Kawann Short forcing a fumble that the Panthers recovered. After the AZ defense forced a 3-n-out, the Cards took over at their own 21 with 11:47 to play in the half. They would move 79 yards in 10 plays and David Johnson's 1-yard TD run made it 17-7. AZ then held Carolina without a 1st down and the ensuing punt was short. But as Patrick Peterson raced to catch the errant kick, he couldn't hold onto it and the Panthers recovered at the AZ46. Consecutive runs of 17 and 23 by RB Jonathan Stewart took it to the one and on 3rd-n-goal from there Newton was able to break the plane for a TD. On the next snap, Palmer's arm was hit by DE Charles Johnson forcing a fumble the Panthers recovered at the AZ31. Two plays later, though, Peterson INT'd Newton and returned it 72 yards to the 22 with :56 left. But on the very next play, Palmer's pass into the end zone was picked off by S Kurt Coleman allowing the Panthers to take a 24-7 lead into halftime.

Things got no better in the 2nd half for the Cards as another Gano FG and an 11-yard Newton run upped the lead to 34-7. Early in the 4th, Palmer's 21-yard TD pass to TE Darren Fells and a successful 2-point conversion made it 34-15 with 14:16 remaining. However, the next 3 AZ drives would end in INTs, one of which was returned 22 yards for a TD by LB Luke Kuechly that provided the game's final points.

	1	2	3	4	OT	F
CARDINALS	0	7	0	8	—	15
Panthers	17	7	10	15	—	49

Team	Qtr.	Time	Scoring Play	Drive	Score
Panthers	1	9:30	Gano 45-yard FG	8-39, 3:56	0-3
Panthers	1	4:31	Ginn 22-yard run (Gano kick)	5-49, 3:16	0-10
Panthers	1	0:49	C.Brown 86-yard pass from Newton (Gano kick)	3-88, 0:59	0-17
CARDS	2	5:55	D.Johnson 1-yard run (Catanzaro kick)	10-79, 6:03	7-17
Panthers	2	1:56	Newton 1-yard run (Gano kick)	5-46, 2:49	7-24
Panthers	3	7:50	Gano 21-yard FG	11-80, 7:10	7-27
Panthers	3	2:08	Newton 11-yard run (Gano kick)	8-79, 4:11	7-34
CARDS	4	14:16	Fells 21-yard pass from Palmer (Nelson run)	10-80, 2:52	15-34
Panthers	4	5:26	Funchess 5-yard pass from Newton (Newton-Tolbert)	9-84, 6:12	15-42
Panthers	4	5:11	Kuechly 22-yard INT return (Gano kick)	--	15-49

STATISTICS

	AZ	CAR
First Downs.....	21	21
3rd Down Eff. (Pct).....	3-10 (30)	8-14 (57)
Total Plays.....	60	66
Avg. Gain.....	4.8	7.2
Rushes-Yards.....	16-60	37-152
Net Passing Yards.....	227	324
Total Net Yards.....	287	478
Passing (A-C-I).....	41-23-4	28-19-1
Sacked by Opp.....	3-8	1-11
Punts-Average.....	4-48.8	3-39.7
Fumbles-Lost.....	3-3	0-0
Penalties.....	8-51	5-45
Time of Possession.....	23:21	35:39

Weather: Clear, 39 degrees. Humidity 39%. Wind SW 4 mph.

RUSHING

CARDS: DJohnson 15-60, TD; Ellington 1-0.
Panthers: Stewart 19-83; Newton 10-47, 2 TD; Ginn 1-22, TD; Tolbert 3-4; Whittaker 2-(-2); Anderson 2-(-2).

PASSING

CARDS: Palmer 23-40, 235 yds, 1 TD, 4 INT; Fitzgerald 0-1, 0 yds.
Panthers: Newton 19-28, 335 yds, 2 TD, INT.

RECEIVING

CARDS: DJohnson 9-68; Fitzgerald 4-30; Floyd 3-37; Fells 2-36, TD; Nelson 2-25; JoBrown 2-23; JaBrown 1-16.
Panthers: Olsen 6-113; CBrown 4-113, TD; Ginn 2-52; Funchess 2-21, TD; Cotchery 2-17; Stewart 2-5; Tolbert 1-14.

INTERCEPTION

CARDS: Peterson 1-72.
Panthers: Coleman 2-0; Kuechly 1-22; Boston 1-5.



TOGETHER
WE CAN DO MORE.

HISTORY



FRANCHISE HISTORY

The Cardinals were founded in 1898 and in 1920 became a charter member of the National Football League, then known as the American Professional Football Association. The club holds the distinction of being the United States' oldest professional football franchise still in existence.

THE EARLY DAYS

The team boasts a colorful history. Fans have known the club as the Arizona Cardinals, Phoenix Cardinals, St. Louis Cardinals, Chicago Cardinals, Racine Cardinals, the Normals, and the Morgan Athletic Club.

The franchise began as a neighborhood group that gathered to play football in a predominantly Irish area of Chicago's South Side, playing under the name Morgan Athletic Club. The team later was acquired by Chris O'Brien, a painting and decorating contractor, and soon its playing site changed to nearby Normal Field, prompting the new name Normals.

In 1901, the team gained longstanding identification when O'Brien bought used jerseys from the nearby University of Chicago. The jerseys were faded maroon in color, prompting O'Brien to declare, "That's not maroon, it's Cardinal red!" The club's permanent nickname had been born.



Early owner Chris O'Brien organized the Cardinals for a third time following World War I.

The jersey color and the location of the field (61st and Racine) led to a new and obvious name, the Racine Cardinals.

In Chicago at the time, football competition was exclusively amateur, but opposition became increasingly hard to find, so in 1906, the team disbanded.

In 1913, O'Brien reorganized the Cardinals. By 1917 they were able to buy new uniforms and hire a coach, Marshall Smith. That year they lost only two games and were champions of the Chicago Football League.

The war in Europe and a flu epidemic in the United States forced the team to suspend operations again in 1918. Following Armistice Day that officially ended World War I in November of 1918, O'Brien organized the Cardinals for a third time. From that day forward, the Cardinals have been a permanent part of the

professional football landscape in America.

The Cardinals and Chicago Bears are the only two of the 11 charter members of the NFL still in existence. The Bears were originally based in Decatur, IL and known as the Decatur Staleys (after their sponsor, the Staley Starch Company). The team moved to Chicago in 1921 and was known as the Chicago Staleys for a year before becoming the Chicago Bears in 1922.



The colorful history of the Cardinals, a charter member of the National Football League and the oldest continuously run professional football franchise in the nation, began humbly in 1898 as a neighborhood group that gathered to play football as the Morgan Athletic Club in Chicago's South Side.



POST WORLD WAR I

Shortly after the Cardinals joined the American Professional Football League in 1920 for the \$100 franchise fee, O'Brien lured great halfback John "Paddy" Driscoll to the Cardinals for \$3,000 a year, a sum considered outlandish at the time. But Driscoll was an authentic superstar, a superior runner, blocker, punter, and possibly the finest drop kicker in the history of football. He would coach the team from 1921–22.

One of Driscoll's young running backs was Ralph Horween, a former star at Harvard, who played under the assumed name of B. McMahon. A Cardinal from 1921–22, Horween scored two rushing touchdowns during his three-year career in the days of leather helmets without face masks, numberless sweater jerseys, and \$40 paychecks.

In 1922, a team from Racine, WI joined the NFL, prompting the Cardinals to change their name to the Chicago Cardinals. The same year, the Cardinals also moved into their new home in Comiskey Park, which they would share with baseball's White Sox for 37 years.

Under new Head Coach Norman Barry, the Cardinals outdistanced a field of 20 teams to win their first NFL championship in 1925 by virtue of the league's best record (the NFL did not begin postseason play until 1933).

A Chicago physician, Dr. David Jones, purchased the team in 1929. In his first year of ownership, he coaxed legendary running back Ernie Nevers out of retirement to become player-coach. Still in his prime, the 26-year-old Nevers scored an NFL-record 40 points on six touchdowns and four extra points in an historic 40–6 victory over the cross-town Chicago Bears on Thanksgiving Day, 1929.

After guiding the Cardinals to a 16–14–3 combined record in three seasons, the legendary Nevers retired as both coach and player in 1932.

Nevers' departure also marked the arrival of a new club owner. Charles W. Bidwill, Sr., a vice president of the Bears, purchased the Cardinals for Jones' asking price of \$50,000. Bidwill divested himself of his Bears' holdings, and in 1932, the franchise began a period of family ownership that continues to this day.

The team sorely missed Nevers' magic on the field and the Cardinals endured difficult years in



Cardinal owner Charles W. Bidwill, Sr. is a member of the Pro Football Hall of Fame.

the 1930s and early '40s. World War II hit the team heavily. The Cardinals lost their top passer, receiver, and lineman—Johnny Clement, Billy Dewell, and Joe Kuharich, respectively—to military service. In 1944 as a war-time emergency measure, the Cardinals combined with the Pittsburgh Steelers to play as one team. It was called Card-Pitt. Co-coached by the Cardinals' Phil Handler and the Steelers' Walt Kiesling, a former Cardinal guard, the team split its home games between Comiskey Park and Forbes Field in Pittsburgh, failing to win an outing in 10 tries.

Success finally returned following the war. In 1945, the arrival of University of Missouri quarterback Paul Christman trumpeted the team's conversion to the "T" formation. Fullback Pat Harder and halfback Elmer Angsman were added in 1946.

THE 1947 CHAMPIONSHIP TEAM

The 1947 Cardinals captured the Western Division title and took the NFL championship in a season that was bittersweet for the organization. Owner Charles Bidwill had been the club's leader since taking over as owner in 1933 and helped shepherd the NFL through "The Great Depression." However, his death in April of '47, deprived him of witnessing the club's first NFL crown in 22 years.

Still, Bidwill earned credit for fitting the final crucial piece into place to complete the

Cardinals' famed "Million-Dollar Backfield." It was his unprecedented signing of University of Georgia All-America running back Charley Trippi for a then-unheard of \$100,000 that finally put the Cardinals over the top.

Several key Cardinals were already in place for the championship run. In 1945, the organization drafted Paul Christman, a talented passer from Missouri, before adding Wisconsin fullback Pat Harder, Elmer Angsman of Notre Dame, and end/defensive back Mal Kutner from Texas in '46.



Another great end, Bill Dewell, had returned from military service for the '45 season. The staple of Jimmy Conzelman's ensemble was a relic from the late '30s, versatile Marshall "Biggie" Goldberg, an intuitive defensive back who was the first real free safety in pro football. Also a running back, Goldberg had enjoyed many productive days offensively, too, but they were mostly behind him when Conzelman began his second reign as the Cards' head man in '46.

Chicago started quickly in 1947 by winning its first three outings, including a 31-7 trouncing of the hated crosstown rival Bears. In week four, the Cardinals headed to Los Angeles and incurred their first loss of the season. Afterward, they tragically lost rookie punter Jeff Burkett who missed the game and the flight back to Chicago because of an emergency appendectomy. After several days recuperating, the United Airlines DC-6 taking him home crashed in Bryce Canyon, UT, killing the young star, who was the NFL's leading punter at the time.

Under that pall, the Cardinals climbed to 7-3 but were in the throes of a two-game losing streak heading to Philadelphia on December 7 for a critical game against the Eagles. Trailing 7-3 at the half, Chicago exploded for six second-half touchdowns, including two by Trippi, and held the powerful Steve Van Buren to just 44 yards rushing to grab a crucial 45-21 road win.

The victory deadlocked the Cards with the Bears and set-up a showdown in the regular season finale the following Sunday at hostile Wrigley Field.

The biggest play of the game came on the first snap. Conzelman designed a pass play that would isolate Bears' linebacker Mike Holovak one-on-one with speedster Boris "Babe"

Dimancheff. Because his wife was expecting, Dimancheff missed the entire week of practice. Despite never running it in advance, the play worked to perfection as Dimancheff raced down the center of the field and caught Christman's perfect pass in stride for a touchdown. The Cardinals also intercepted four passes off legendary Bears quarterback Sid Luckman, converting two into touchdowns en route to a 30-21 win. The Western Division crown now in hand, the Cardinals prepared to play host to the league championship game a fortnight later (12/28/47) against Eastern Division powerhouse Philadelphia.

At a bitterly cold Comiskey Park, pre-kickoff controversy raged when it was discovered the Eagles attempted to get better footing on the concrete-like playing surface by sharpening and filing their cleats. A succession of penalties opened the game, infuriating Philadelphia Head Coach Earle "Greasy" Neale. Meanwhile, the Cardinals quietly had slipped into tennis shoes for the frigid affair.

The game was defined by Chicago's quick-openers, producing three long scoring runs from scrimmage—two 70-yarders by Angsman and a 44-yarder by Trippi. In the third quarter, Trippi returned a punt 75 yards for a touchdown. Angsman's thrilling fourth-quarter duplication of his second-period 70-yard touchdown strike enabled him to break the NFL championship game record for rushing yards with 159. But Philadelphia fought evenly throughout with quarterback Tommy Thompson setting two playoff records on 27-of-44 passing for 297 yards. The Cardinals' 28-21 victory, however, wasn't secured until Goldberg's late-game interception.



The 1947 Cardinals won the NFL Championship with a 10-3 overall record. They defeated the Philadelphia Eagles 28-21 at Chicago's Comiskey Park in the NFL's 15th title contest.



Marshall Goldberg sealed the 1947 championship game victory with a fourth quarter interception.

ON TO ST. LOUIS

Following her husband's passing in April of 1947, Violet Bidwill assumed control of the franchise for the next 15 years, a span that included a second consecutive Western Division championship, an appearance in the 1948 NFL championship game, a 7-0 loss at Philadelphia, and the transfer of the team from Chicago to St. Louis in 1960.

Upon Mrs. Bidwill's death in January of 1962, team control moved to sons Charles W. Bidwill, Jr. and William V. Bidwill. In 1972, the latter and his family gained sole ownership with William becoming managing general partner. On July 1, 1976, incorporation of the company was accomplished with Bidwill continuing as chief executive officer.

After 14 years in the city, the Cardinals brought their first division title to St. Louis in 1974. The Big Red captured the NFC Eastern Division flag under Head Coach Don Coryell and advanced to the playoffs with a 10-4 regular season record. The Cardinals lost to the Minnesota Vikings, 30-14, in their first playoff appearance since 1948. Again in 1975, Coryell provided St. Louis a division crown, but another playoff loss, this time to the Rams in Los Angeles, 35-23, ended the Cards' postseason dream in their first outing.

The Cardinals next appeared in the playoffs in 1982 when Head Coach Jim Hanifan's club lost a

first-round game at Green Bay, 41-16. In 1984, an offensively explosive St. Louis team narrowly missed the playoffs—and the NFC Eastern Division title—with a 9-7 record. However, the Cardinals stumbled to a 5-11 mark in 1985, prompting Hanifan's dismissal and the hiring of long-time Dallas Cowboy assistant Gene Stallings as the team's new head coach.

ARIZONA

After 28 years in St. Louis, the Cardinals relocated to Arizona in the spring of 1988 and made Sun Devil Stadium on the campus of Arizona State University their new home.

Their first season in the Valley of the Sun began optimistically when the team raced to a 7-4 record and a share of the NFC Eastern Division lead. But untimely injuries struck, and a five-game losing streak ensued to finish the year, dashing hopes of the club's first postseason berth since 1982.

The Cardinals' new home provided club single-game (67,139 vs. Dallas in the Arizona inaugural game) and single-season (472,937) attendance records (since broken) in the team's first autumn in Arizona. All the Cardinals' franchise attendance records have been established since moving to the desert. The record-setting inaugural season attendance total was eclipsed in 1994 when 497,330 fans, or 62,166 per game, spun the Sun Devil Stadium turnstiles. All of those attendance marks, however, have been eclipsed since the team moved into University of Phoenix Stadium.

On March 17, 1994, Bidwill announced his intention to change the name of the team to the Arizona Cardinals, and it was adopted unanimously by vote of NFL owners the following week.

The 1995 season marked another milestone when the Cardinals served as host team for Super Bowl XXX at Sun Devil Stadium on January 28, 1996.

The 1998 Arizona squad ended the franchise's 15-year playoff drought. Under head coach Vince Tobin and led by former ASU quarterback Jake Plummer, the '98 Cardinals earned a Wild Card berth by winning their last three games in dramatic fashion and each by a field goal or less – a 20-17 overtime win at Philadelphia, a 19-17 home win vs. New Orleans, and a playoff-clinching 16-13 home win over San Diego. The final game ended when Chris Jacke nailed a 52-yard field goal as time expired to win the game before a sold-out crowd at Sun Devil Stadium. The next week saw the team notch its first postseason victory since 1947 with a 20-7 win over the Cowboys at Texas Stadium. The thrilling ride ended with a 41-21 loss at Minnesota in the divisional playoffs the next week.

The 2000 season proved pivotal to the Cardinals' franchise. On Election Day, November 7, 2000, voters in Maricopa County passed Proposition 302, the Tourism and Sports Initiative, to help fund a new stadium for the Cardinals, Fiesta Bowl, and future Super Bowls, in addition to providing



revenue for Cactus League spring training baseball, tourism, and youth recreation. The 454,785 “yes” votes spelled a plurality of 33,123 votes (51.89 percent).

The attention of the sports world and beyond turned to Arizona safety Pat Tillman in 2002 when he quietly and nobly walked away from a lucrative career in pro football to enlist in the Army. Moved to action by the events of 9/11, Tillman joined the elite Army Rangers and, in April of 2004, was killed while serving in Afghanistan. His jersey number 40 became the fifth in team history to be retired.

In 2005, the Cardinals made NFL history by participating in the NFL’s first-ever regular season game played outside the United States. On October 2, the Cards defeated the 49ers 31-14 before a record crowd of 103,467 in Mexico City’s Estadio Azteca, the largest crowd ever to see an NFL regular season game.

The 2006 season marked the team’s first at University of Phoenix Stadium, recognized by BusinessWeek as one of the 10 most impressive sports facilities in the world. Since then, the world-class venue has attracted record crowds for the franchise and has allowed the team to sell-out every game played in the venue. On February 3, 2008, the stadium hosted Super Bowl XLII between the New York Giants and the New England Patriots.

The 2008 Cardinals turned in perhaps the most memorable season in franchise history, one that ended with the team’s first-ever Super Bowl appearance. Arizona qualified for the postseason by clinching its first division title since 1975 and first-ever NFC West crown with a perfect 6-0 divisional record. As the division champs, the Cardinals hosted their first playoff game since 1947 and defeated Atlanta 30-24 in the Wild Card round. Arizona then traveled to Carolina where they faced the heavily favored

Panthers but came away with a stunning 33-13 victory. The Cards returned home the following week to host the Philadelphia Eagles in the NFC Championship game and won their first-ever NFC title by defeating the Eagles 32-25. The victory also secured a date with Pittsburgh in Super Bowl XLIII from Tampa. Before what was then the largest audience in US television history, the Cardinals fell to the Steelers, 27-23. Down 20-7 entering the fourth quarter, Arizona made the biggest comeback in Super Bowl history, with a 64-yard touchdown pass from Kurt Warner to Larry Fitzgerald, giving the Cards a 23-20 lead with under 3:00 remaining. Pittsburgh responded with a 78-yard drive that ended with Santonio Holmes’ tip-toe touchdown reception and the game’s deciding score in one of the most exciting Super Bowls ever played.

An exciting chapter in franchise history began in January of 2013 when team President Michael Bidwill hired GM Steve Keim and Head Coach Bruce Arians nine days apart. Under the leadership of Bidwill, Keim and Arians, Arizona posted a 50-32-1 record, including postseason, which represents the most wins during any five-year span in franchise history. On January 1, 2018, Arians retired as the winningest head coach in club history. The 2015 season was a banner year for the organization as the team won the NFC West, set a franchise record for wins in the regular season (13) and earned the first postseason bye in team history.

The Cardinals success at home since opening University of Phoenix Stadium in 2006 has established the venue as one of the most hostile for opposing teams in the NFL. Arizona has a 61-34-1 regular season record in their current home stadium, and visiting teams have accumulated a league-high 158 false start penalties during those games.



The Cardinals made their first-ever Super Bowl appearance when they met the Pittsburgh Steelers in Super Bowl XLIII.



ALL-TIME ALPHABETICAL ROSTER

A

Abraham, Hamza (S), Washington State	2009-11
Abdullah, John (LB), South Carolina	2013-14
Acho, Sam (LB), Texas	2011-14
Acker, Bill (DT), Texas	1980-81
Adams, Henry (C), Pittsburgh	1939
Adams, Michael (CB), Louisiana-Lafayette	2007-12
Adams, Michael (CB), Arkansas State	1989
Agudosi, Carlton (WR), Rutgers	2017-
Agee, Sam (B), Vanderbilt	1938-39
Ahrens, Dave (LB), Wisconsin	1981-84
Albert, Sergio (K), U.S. International	1974
Albrecht, Art (T), Wisconsin	1943
Albright, Bryson (LB), Miami (Ohio)	2017-
Aldrich, Ki (C), Texas Christian	1939-40, '43
Aldridge, Melvin (S), Murray State	1995
Alexander, Brent (DB), Tennessee State	1994-97
Alexander, Lorenzo (LB), California	2013-14
Alford, Mike (C), Auburn	1965
Allen, Carl (DB), Southern Mississippi	1977-82
Allen, Ed (E), Creighton	1928
Allen, Ian (T), Purdue	2005
Allen, Jeff (DB), Iowa State	1971
Allerman, Kurt (LB), Penn State	1977-80, '82-84
Allison, Henry (T), San Diego State	1975-77
Altton, Joe (T), Oklahoma	1942, '44
Alvord, Steve (DT), Washington	1987-88
Anderson, Charley (E), Louisiana Tech	1956
Anderson, Cliff (E), Indiana	1952-53
Anderson, Damien (RB), Northwestern	2002-05
Anderson, Derek (DB), Oregon State	2010
Anderson, Donny (RB), Texas Tech	1972-74
Anderson, Ed (E), Notre Dame	1922-25
Anderson, Ottis (RB), Miami (Fla.)	1979-86
Anderson, Ronnie (WR), Allegheny College (Pa.)	1998
Anderson, Stevie (WR), Grambling State	1995-96
Anderson, Tazwell (E), Georgia Tech	1961-64
Anderson, Warren (WR), West Virginia State	1978
Andros, Plato (G), Oklahoma	1947-50
Angle, Bob (B), Iowa State	1950
Angsman, Elmer (B), Notre Dame	1946-52
Apolskis, Ray (T), Marquette	1941-42, '45-50
Arapostathis, Evan (P/K), Eastern Illinois	1986
Arenas, Javay (CB), Alabama	2013
Arms, Lloyd (G), Oklahoma A&M	1946-48
Armeson, Mark (LB), Arizona	1972-80
Arrington, J.J. (RB), California	2005-08
Arterburn, Elmer (B), Texas Tech	1954
Ashton, Josh (RB), Tulsa	1975
Atkins, Robert (DB), Grambling	1968-69
Atkinson, Jess (K), Maryland	1985
Auer, Howard (T), Michigan	1933
Audick, Dan (G), Hawaii	1977, '83
Austin, Kent (QB), Mississippi	1986
Awalt, Robert (TE), San Diego State	1987-89
Ayanbadejo, Obafemi (FB), San Diego State	2004-06

B

Babartsky, Al (T), Fordham	1938-39, '41-42
Babin, Jason (LB), Western Michigan	2015
Badaczewski, John (G), Western Reserve	1948
Badger, Brad (T), Stanford	2007
Bagdon, Ed (G), Michigan State	1950-51
Bailey, Claron "Monk" (DB), Utah	1964-65
Bailey, Johnny (RB/KR), Texas A&I	1992-93
Bailey, Rodney (DE), Ohio State	2007
Baker, Al (DE), Colorado State	1983-86
Baker, Budda (S), Washington	2017-
Baker, Charles (LB), New Mexico	1980-87
Baker, Conway (T), Centenary	1936-43, '45
Baker, Mel (WR), Texas Southern	1976
Baker, Roy (B), Southern California	1929-30
Baker, Tony (RB), East Carolina	1989
Bakken, Jim (K), Wisconsin	1962-78
Balasz, Frank (CB), Iowa	1941, '45
Ballard, Jake (TE), Ohio State	2013
Banks, Jason (DE), Grambling	2009
Banks, Tom (C), Auburn	1971-80
Banks, Mike (TE), Iowa State	2002-03
Bankston, Michael (DL), Sam Houston State	1992-97

Banonis, Vince (C), Detroit	1942, '46-50
Barber, Mike (WR), Marshall	1989
Barefield, John (LB), Texas A&I	1978-80
Barkley, Matt (QB), Southern California	2015, '17
Barnes, Khalif (T), Washington	2017
Barnes, Lawrence (RB), Tennessee State	1978
Barnes, Mike (DB), Texas-Arlington	1967-68
Barnes, Pete (LB), Southern	1973-75
Barni, Roy (B), San Francisco	1952-53
Barr, Mike (P), Rutgers	2007
Barrett, David (CB), Arkansas	2000-03
Barrie, Sebastian (DT), Liberty	1994
Barry, Norm (B), Notre Dame	1921
Barry, Paul (B), Tulsa	1954
Bartel, Richard (QB), Tarleton State	2010-11
Bartu, Joplo (LB), Texas State	2016
Bates, Mario (RB), Arizona State	1998-99
Bates, Theodore (LB), Oregon State	1960-62
Batiste, D'Anthony (T), Louisiana-Lafayette	2010-12
Baty, Greg (TE), Stanford	1988
Bausch, Jim (B), Kansas	1933
Bavaro, David (LB), Syracuse	1990
Baxley, Rob (T), Iowa	1992-93
Baxter, Jarrod (FB), New Mexico	2005
Bayless, Martin (DB), Bowling Green	1984
Baynham, Craig (RB), Georgia Tech	1972
Beach, Pat (TE), Washington	1993
Beal, Norm (DB), Missouri	1962
Beathard, Pete (QB), Southern California	1970-71
Beatty, Chuck (DB), North Texas State	1972
Beauchamp, Al (LB), Southern	1976
Becht, Anthony (TE), West Virginia	2009
Beckman, Tom (DE), Michigan	1972
Bedford, Vance (CB), Texas	1982
Beinor, Ed (E), Notre Dame	1940-41
Beisel, Monty (LB), Kansas State	2006-08, '09
Belden, Charles (B), None	1929-31
Bell, Anthony (LB), Michigan State	1986-90
Bell, Bob (DE), Cincinnati	1974-78
Bell, Gordon (RB), Michigan	1978-79
Bell, Marcus (DT), Memphis	2001-03
Bell, Mark (WR), Colorado State	1981
Bell, Jeremiah (S), Eastern Kentucky	2013
Belton, Willie (RB), Maryland State	1973-74
Benard, Charles (LB), Jackson State	2013-14
Bennett, Marcus (B), None	1933
Bennett, Tommy (S), UCLA	1996-2000
Bergen, Adam (TE), Lehigh	2005-06
Berger, Mitch (P), Colorado	2007
Bergerson, Gil (T), Oregon State	1933
Bergold, Scott (DT), Wisconsin	1985-86
Bernardi, Frank (B), Nebraska	1955-57
Berquist, Jay (G), Nebraska	1927
Berry, Bertrand (DE), Notre Dame	2004-09
Berry, Gil (B), Illinois	1935
Bertagnolli, Uberto (G), Washington (Mo.)	1942, '45
Bessilleau, Don (S), Georgia Tech	1982
Bethea, Antoine (S)	2017-
Bethel, Justin (CB), Presbyterian	2012-17
Beverlein, Steve (QB), Notre Dame	1993-94
Bienemann, Troy (TE), Washington State	2007
Bienemann, Tom (E), Drake	1951-56
Bilbo, Jon (T), Mississippi	1938-39
Bird, Steve (WR), Eastern Kentucky	1983-84
Birdsong, Carl (P), Southwestern Oklahoma State	1981-85
Birlem, Keith (B), San Jose State	1939
Bishop, Desmond (LB), California	2013
Black, Tim (LB), Baylor	1977
Blackburn, Bill (C), Rice	1946-50
Blackstock, Darryl (LB), Virginia	2005-07
Blackwell, Hal (B), South Carolina	1945
Blair, Stanley (CB), Southeastern Oklahoma State	1990
Blake, Jeff (QB), East Carolina	2003
Blanchard, Cary (K), Oklahoma State	2000-01
Blazine, Tony (T), Illinois Wesleyan	1935-40
Bliss, Homer (G), Washington & Jefferson	1928
Blount, Eric (RB/KR), North Carolina	1992-93
Blumenthal, Morris (B), Northwestern	1925
Blumer, Herb (E), Missouri	1925-30, '33
Bock, Wayne (T), Illinois	1957
Boehm, Evan (C/G), Missouri	2016-

Boggs, Taylor (G), Humboldt State	2016
Bogue, George (B), Stanford	1930
Boghmann, Frank (G), Marquette	1942
Bohm, Ron (DT), Illinois	1987
Bojovic, Novo (K), Central Michigan	1985
Boldin, Adrian (WR), Florida State	2003-09
Bollinger, Brian (G), North Carolina	1994
Bonelli, Ernie (B), Pittsburgh	1945
Bonner, Sherrick (QB), California State-Northridge	1999
Boone, Alex (G), Ohio State	2017
Booth, Clarence (T), Southern Methodist	1943
Booty, John (DB), Texas Christian	1993
Borum, Jarvis (T), North Carolina State	2001-02
Boso, Cap (TE), Illinois	1986
Bostic, Joe (T), Clemson	1979-89
Boston, David (WR), Ohio State	1999-02
Bowie, Kevin (RB), Mississippi State	1997
Bouka, Elie (CB), Calgary	2016
Bova, Tony (E), St. Francis	1944
Bowers, Andy (DE), Utah	2001-02
Boyette, Garland (LB), Grambling State	1962-63
Boyd, Bill (B), Westminster (Mo.)	1930-31
Boyd, Shane (QB), Kentucky	2006
Boydston, Max (E), Oklahoma	1955-58
Braden, Dave (G), Marquette	1945
Bradford, Ronnie (CB), Colorado	1996
Bradley, Bill (DB), Texas	1977
Bradley, Dave (G), Penn State	1972
Bradley, Hal (E), Elon	1938-39
Bradley, Hal (G), Iowa	1928
Bradley, Melvin (LB), Arkansas	1999
Bradley, Stewart (LB), Nebraska	2011-12
Braham, Rich (G/T), West Virginia	1994
Brahaney, Tom (C), Oklahoma	1973-81
Braidwood, Charles (E), Tennessee-Chattanooga	1932
Branch, Alan (DT), Michigan	2007-10
Branch, Tyron (S), Connecticut	2016-17
Braxton, David (LB), Wake Forest	1990-93
Breaston, Steve (WR/PR), Michigan	2007-10
Bredde, Bill (B), Oklahoma A&M	1954
Brennan, Mike (G), Notre Dame	1991
Brennan, Willis (T), None	1920-27
Brett, Ed (E), Washington State	1936
Brettschneider, Carl (LB), Iowa State	1956-59
Brewer, Aaron (LS), San Diego State	2016-
Brethren, Jeremy (T), Southern Mississippi	2004-05, 09-12
Brim, Michael (CB), Virginia Union	1988
Brinkley, Jasper (LB), South Carolina	2013
Britton, Earl (B), Illinois	1929
Brock, Fred (WR), Southern Mississippi	1997-98
Bronson, John (TE/FB), Penn State	2005-2006
Brooks, Carlie (CB), Adams State	2015
Brooks, Carlos (DB), Bowling Green	1995
Brooks, Ethan (T), Williams (Mass.)	1980
Brooks, Jonathan (LB), Clemson	2000
Brooks, Leo (DE), Texas	1973-76
Brosky, Al (B), Illinois	1954
Broughton, Nehemiah (FB), The Citadel	2010
Brown, Chadrick (DE), Mississippi	1993-95
Brown, Chuck (C/G), Houston	1979-80
Brown, Cody (LB), Connecticut	2009
Brown, Dave (DB), Duke	1998-2001
Brown, Derek (TE), Notre Dame	1999-00
Brown, Elton (G), Virginia	2005-08
Brown, Hardy (LB), Tulsa	1956
Brown, Ivory Lee (RB), Arkansas-Pine Bluff	1991-92
Brown, J.B. (DB), Maryland	1998
Brown, Jaron (WR), Clemson	2013-17
Brown, John (WR), Pittsburg State	2014-17
Brown, Lance (DB), Indiana	1995-96
Brown, Levi (T), Penn State	2007-2013
Brown, Loms (T), Florida	1996-98
Brown, Milford (G), Florida State	2006
Brown, Ralph (CB), Nebraska	2007-09
Brown, Ray (T), Arkansas State	1986-88
Brown, Robert (TE), Alcorn A&M	1969-70
Brown, Rod (FB), North Carolina State	1997-98
Brown, Ron (WR), Colorado	1987
Brown, Rush (DT), Ball State	1980-83
Brown, Terry (DB), Oklahoma State	1969-70
Brown, Theotis (RB), UCLA	1979-81

Brubaker, Dick (E), Ohio State	1955- '57	Centers, Larry (RB), Stephen F. Austin	1990-98	Crow, John David (RB), Texas A&M	1958-64
Bruckner, Les (B), Michigan State	1945	Chamberlin, Guy (C), Nebraska	1927	Crow, Lindon (DB), Southern California	1955-57
Brumm, Don (DE), Purdue	1963-69, '72	Chandler, Al (TE), Oklahoma	1978-79	Crowder, Earl (B), Oklahoma	1939
Brunner, Scott (QB), Delaware	1985	Chandler, Chris (QB), Washington	1991-93	Crum, Bob (DE), Arizona	1974
Bryan, Jon (B), Chicago	1922	Chapura, Dick (DT), Missouri	1990	Crum, Dwayne (DB), Fresno State	1973-76
Bryant, Charlie (RB), Allen (S.C.)	1966-67	Chaprier, Leon (B), Illinois	1921	Cuff, Ward (B), Marquette	1946
Bryant, Christian (S), Ohio State	2016	Chappell, Leon (G), None	1920-21	Culpepper, Edward (G), Alabama	1958-60
Bryant, Chuck (E), Ohio State	1962	Chavous, Corey (DB), Vanderbilt	1998-2001	Cunningham, Ed (C), Washington	1992-95
Bryant, Red (DT), Texas A&M	2015	Cheatham, Lloyd (DB), Auburn	1942	Cunningham, Eric (G), Penn State	1980
Bryant, Wendell (DT), Wisconsin	2002-04	Cherry, Ed (B), Hardin-Simmons	1938-39	Cunningham, Rick (T), Texas A&M	1992-94
Bucannon, Deone (S/LB), Washington State	2014-36	Childicko, Nick (G), Miami (Fla.)	1953	Cuzzo, Gary (QB), Virginia	1972
Buck, Mike (QB), Maine	1995	Childress, Bree (QB), Auburn	1960, '62-65	Cuppoletti, Buck (G), Oregon	1934-38
Buckeye, Garland (T), None	1920-24	Childs, Jim (WR), California Poly-San Luis Obispo	1978-80	Curcillo, Tony (B), Ohio State	1953
Bucklin, Tom (B), Idaho	1927	Chilton, Gene (C), Texas	1986-87	Curran, Harry (DB), Boston College	1920-21
Buczowski, Bob (DT), Pittsburgh	1989	Chisick, Andy (C), Villanova	1940-41	Currie, Herschel (DB), Oregon State	1994
Bukant, Joe (B), Washington (Mo.)	1942-43	Christensen, Marty (B), Minnesota	1940	Curry, Don (E), Boston College	1943
Bulger, Chet (T), Auburn	1942-43, '45-49	Christian, Gerald (TE), Louisville	2015	Curry, Clarence (CB), Villanova	2004
Bulman, Tim (DT), Boston College	2005	Christian, Marqui (S), Midwestern State	2016	Curtis, Travis (FS), West Virginia	1987-88
Bundy, Marquis (WR), New Mexico	2016	Christman, Paul (QB), Missouri	1945-49	Curran, Harry (B), None	1928
Burch, John (RB), Tennessee-Martin	1989	Christopherson, Ryan (FB), Wyoming	1996		
Burke, Anthony (DT), Minnesota	1987	Ciccone, Ben (C), Duquesne	1942		
Burke, Thomas (DE), Wisconsin	1999-02	Clancy, Kendrick (DT), Mississippi	2006		
Burkett, Jeff (E), Louisiana State	1947	Clancy, Sean (LB), Amherst	1979-80	Daanen, Jerry (WR), Miami (Fla.)	1968-70
Burl, Alex (B), Colorado A&M	1956	Clark, Beryl (B), Oklahoma	1940	Daddio, Bill (E), Pittsburgh	1941-42
Burnett, Ray (B), None	1938	Clark, Bill (G), None	1920	Dafney, Bernard (G), Tennessee	1995
Burnett, Victor (DE), Fresno State	1987	Clark, Charles (G), Harvard	1924	Dahms, Tom (T), San Diego State	1956
Burns, Leon (RB), California State-Long Beach	1972	Clark, Ernie (LB), Michigan State	1968	Daniels, Jerome (G), Northeastern	1997-99
Burnstein, Brent (DT), Arizona State	1997	Clark, Gary (WR), James Madison	1993-94	Dansby, Karlos (LB), Auburn	2004-09, '13, '17
Burson, Jim (DB), Auburn	1963-67	Clark, Jessie (RB), Arkansas	1988-89	Darby, Matt (S), UCLA	1996-97
Burton, Ron (LB), North Carolina	1989	Clark, Jon (T), Temple	1990-00	Dardar, Ramsey (DT), Louisiana State	1983-84
Bush, Michael (RB), Louisville	2014	Clark, Randy (C), Northern Illinois	1980-86	Darling, James (LB), Washington State	2003
Bush, Steve (TE), Arizona State	2001-03	Clasby, Bob (DE), Notre Dame	1986-90	Davey, Rohan (RB), Louisiana State	2005
Busler, Ray (T), Marquette	1940-41, '45	Clatt, Corwin (B), Notre Dame	1948-49	Davids-Garrido, Norberto (T), Southern California	2000
Busse, Ellis (B), Chicago	1929	Claxton, Ben (C), Mississippi	2009-10	Davidson, Joe (G), Colgate	1928
Butler, Crezdon (CB), Clemson	2011-12	Claypool, Ralph (C), Purdue	1925-26, '28	Davis, Bill (T), Texas Tech	1940-41
Butler, Drew (P), Georgia	2014-16	Clayton, Ralph (WR), Michigan	1981	Davis, Billy (DB), Clemson	1984
Butler, Jim (DE), Wake Forest	1972	Clement, Anthony (T), Southwestern Louisiana	1998-04	Davis, Cedric (CB), Tennessee State	1995
Butler, John (B), Tennessee	1944	Clement, John (CB), Southern Methodist	1941	Davis, Charlie (DT), Texas Christian	1975-79
Butler, Kevin (K), Georgia	1996-97	Clemmons, Chris (S), Clemson	2014-15	Davis, Dexter (DB), Clemson	1991-93
Butler, Victor (LB), Oregon State	2014	Cobb, Tom (T), Arkansas	1931	Davis, Greg (K), Citadel	1991-96
Butts, Ed (B), Chico State	1929	Cobbins, Lyron (LB), Notre Dame	1997	Davis, Jerry (B), Southeast Louisiana	1948-51
Butz, Dave (DE), Purdue	1973-74	Cochran, Antonio (DE), Georgia	2005	Davis, Leonard (T), Texas	2001-06
Byrd, Dominique (TE), Southern California	2009	Cochran, John (B), Wake Forest	1947-50	Davis, Paul (LB), North Carolina	1983
Byrd, LaRon (WR), Miami (Fla.)	2012-13	Coder, Ron (G), Penn State	1980	Davis, Ray "Hermie" (E), Birmingham-Southern	1935
Bynes, Josh (LB), Auburn	2017-	Cody, Mac (WR), Memphis	1999-00	Davis, Reuben (DE), North Carolina	1992-93
		Coffee, Jim (B), Louisiana State	1937-38	Davis, Ron (DE), Virginia State	1973
		Colbert, Rony (DB), Lamar	1977	Davis, Russell (DT), North Carolina	2000-05
		Coleman, Ben (T/G), Wake Forest	1993-95	Davis, Wayne (LB), Alabama	1987-88
Cahill, Ron (B), Holy Cross	1943	Coleman, Sidney (LB), Southern Mississippi	1991	Davis, Will (LB), Illinois	2009-10
Cain, Jim (E), Alabama	1949	Colhouer, Jake (G), Oklahoma A&M	1946-48	Dawson, Doug (G), Texas	1984-86
Cain, J.W. (WR/TE), Colorado	1974-77	Colledge, Daryn (G), Boise State	2011-13	Dawson, Mike (DT), Arizona	1976-82
Caldwell, Mike (LB), Middle Tennessee State	1997	Collier, Tim (CB), East Texas State	1978-81	Dawson, Phil (K), Texas	2017-
Camarillo, Rich (P), Washington	1989-93	Collins, George (C), Georgia	1980-82	Day, Thomas (G), North Carolina A&T	1960
Campana, Al (B), Youngstown State	1953	Collins, Paul (B), Missouri	1945	DeCorrevant, Bill (CB), Northwestern	1947-48
Campbell, Bill (G), Oklahoma	1945-49	Combs, Chris (TE), New Mexico	1980-81	DeGraffenreid, Allen (OL), Vanderbilt	1997-98
Campbell, Calais (DE/DT), Miami (Fla.)	2008-16	Compton, Ogden (QB), Hardin-Simmons	1955	DeLevan, Burt (T), Pacific	1955-56
Campbell, Mark (DT), Florida	1997	Cook, Steve (LB), Kansas	1972	Del Greco, Al (K), Auburn	1987-90
Canaday, Kameron (LS), Portland State	2016	Conoly, Bill (G), Texas	1946	DeMarco, Bob (G/C), Dayton	1961-69
Cantor, Leo (B), UCLA	1945	Conrad, Bobby Joe (FL), Texas A&M	1960-68	Demers, Kenny (LB), Michigan	2013-15
Cantu, Rolando (G), ITSM Monterey	2005-06	Cosidine, Sean (S), Iowa	2011	DesJardien, Paul (G), Chicago	1920
Carey, Joe (G), None	1920	Cook, Dave (B), Illinois	1934-36	Deskin, Versil (E), Drake	1935-39
Carlson, John (TE), Notre Dame	2014	Cook, Edward (G/T), Notre Dame	1960-65	DeStefano, Fred (B), Northwestern	1924-25
Carlson, Hal (G), DePaul	1937	Cook, Michael (T), Boston College	2001	Detwiler, Chuck (S), Utah State	1973
Carpenter, Chad (WR), Washington State	1997-99	Cooper, Joe (T), Stephen F. Austin	1947-49	Devlin, Mike (C), Iowa	1996-99
Carpenter, Steve (DB), Western Illinois	1981	Cooper, Chris (DE), Nebraska-Omaha	2006-07	Dewell, Bill (E), Southern Methodist	1940-41, '45-49
Carr, Jim (DE), Morris Harvey	1955, '57	Cooper, Jonathan (G), North Carolina	2013-15	Dexter, James (T), South Carolina	1996-99
Carr, Lydell (FB), Oklahoma	1989	Cooper, Marcus (CB), Rutgers	2016	Diamond, Lorenzo (TE), Auburn	2004
Carrell, Duane (P), Florida State	1977	Coppage, Al (E), Oklahoma	1940-42	DiBernardo, Rick (LB), Notre Dame	1986
Carter, Carl (CB), Texas Tech	1986-89	Cosner, Don (B), Montana State	1939	Dickson, Paul (DT), Baylor	1970
Carson, Glenn (LB), Penn State	2014	Cotton, Barney (G), Nebraska	1980-82	Diehl, Charles (G), Idaho	1931-31
Carter, David (DT), UCLA	2011-2012	Cousins, Jomo (DE), Florida A&M	1998	Dierdorf, Dan (G/T), Michigan	1971-83
Carter, Dychod (CB), Kansas State	2004-05	Cowan, Larry (RB), Jackson State	1987	Dill, Scott (T), Memphis State	1988-89
Carter, Joe (E), Southern Methodist	1945	Cowling, Jerry (B), Notre Dame	1950	Dimancheff, Babe (B), Purdue	1947-50
Carter, Pat (TE), Florida State	1996-97	Crangle, John (B), Illinois	1923	Dishman, Chris (G), Nebraska	1997-2003
Carter, Ross (G), Oregon	1936-39	Crass, Bill (B), Louisiana State	1937	DiTtrich, John (G), Wisconsin	1956
Carter, Willie (B), Tennessee State	1953	Creighton, Milan (E), Arkansas	1931-37	Dixon, Brian (CB), NW Missouri State	2016
Case, Stoney (DB), New Mexico	1995-98	Crenshaw, Willis (FB), Kansas State	1964-69	Dober, Conrad (G), Wyoming	1972-77
Cason, Antoine (CB), Arizona	2013	Criswell, Kirby (DE), Kansas	1980-81	Dockett, Darnell (DT), Florida State	2004-14
Castille, Tim (FB), Alabama	2008	Crittenden, John (E), Wayne State	1954	Donckers, Bill (DB), San Diego State	1976-77
Catanzaro, Chandler (K), Clemson	2014-16	Cromatici, Antonio (CB), Florida State	2014	Doolan, John (B), Georgetown	1947-48
Cater, Greg (P), Tennessee-Chattanooga	1986-87	Croom, Larry (RB), Nevada-Las Vegas	2004	Dorris, Andy (DE), New Mexico State	1973
Caywood, Les (G), St. John's (N.Y.)	1931	Cross, Bill (B), West Texas State	1951-53	Dorris, Early (WR), Louisiana State	2008-12
Cecil, Chuck (FS), Arizona	1993	Cross, Bob (T), Stephen F. Austin	1958-59	Doughs, Forrest (T), Washington & Jefferson	1932
Celestin, Oliver (SS), Texas Southern	2007-08			Doughterty, Phil (C), Santa Clara	1938



Dove, Bob (E), Notre Dame	1948-53	Favron, Calvin (LB), Southeast Louisiana	1979-82	Gilbert, Freddie (DE), Georgia	1989
Dowdell, Marcus (WR), Tennessee State	1995-96	Feagles, Jeff (P), Miami (Fla.)	1994-97	Gilchrist, George (T), Tennessee State	1953
Dowell, Gwyn (B), Texas Tech	1935-36	Feely, Jay (K), Michigan	2010-13	Gill, Randy (LB), San Jose State	1978
Dowling, Pat (E), DePaul	1929	Fells, Darren (TE), California-Irvine	2014-16	Gillen, John (LB), Illinois	1981-82
Downs, Michael (FS), Rice	1989	Ferrell, Earl (RB), East Tennessee State	1982-89	Gillette, Walker (WR), Richmond	1972-73
Doyle, Ted (E), Nebraska	1944	Ferri, Diamond (RB), Syracuse	2006	Gilliam, John (WR), South Carolina State	1969-71
Drake, Kevin (WR), Alabama-Birmingham	1998	Ferry, Lou (T), Villanova	1951	Gillies, Fred (T), Cornell	1920-28
Drake, Jerry (DT), Hastings (Neb.)	1995-00	Field, Amod (WR), Montclair State	1990-91	Gillis, Don (C), Rice	1958-61
Dray, Jim (TE), Stanford	2010-13, '17	Field, Hoak (LB), Baylor	1982	Gilmore, Bryan (WR), Midwestern State (Tex.)	2000-03
Drescher, Justin (LS), Colorado	2017	Field, Doug (T), Oregon State	1934-36	Ginn Jr., Ted (WR), Ohio State	2014
Driscoll, John "Paddy" (B), Northwestern	1920-25	Fife, Ralph (G), Pittsburgh	1942, '45	Gjordano, Dan (LB), Cincinnati	2013
Driskill, Joseph (DB), Northeast Louisiana	1960-61	Fina, John (T), Arizona	2002	Glassgow, Willis (B), Iowa	1931
Druis, Al (B), Temple	1945-46	Finn, Bernie (B), Holy Cross	1932	Glick, Frederick (DB), Colorado A&M	1960-61
Duda, Mark (DT), Maryland	1983-87	Finnin, Roger (T), Florida A&M	1973-78	Goble, Les (B), Alfred	1954-55
Duerson, Dave (DB), Notre Dame	1991-93	Finnin, Tom (T), Detroit	1957	Goldberg, Marshall "Biggie" (B/DB), Pittsburgh	1939-40, '46-48
Dugan, Len (C), Wichita	1937-39	Fischer, Bill (T), Notre Dame	1949-53	Golden, Brittan (WR), West Texas A&M	2013-17
Duggan, Gil (T), Oklahoma	1942-43, '45	Fischer, Pat (DB), Nebraska	1961-67	Golden, Markus (LB), Missouri	2015-
Duggins, George (E), Purdue	1934	Fisher, Ev (B), Santa Clara	1938-39	Goldman, Sam (E), Ohio State	1948
Dukes, Jamie (C), Florida State	1995	Fisher, Levar (LB), North Carolina State	2002-03	Goldsberry, John (T), Indiana	1949-50
Dulin, Gary (DE), Ohio State	1986-87	Fisher, Mike (WR), Baylor	1981	Goode, Irvin (G), Kentucky	1962-71
Dunbar, Carl (DE), Louisiana State	1994-95	Fiske, Max (B), DePaul	1937	Goode, John (TE), Youngstown State	1984
Duncan, Clyde (WR), Tennessee	1984-85	Fitzgerald, Larry (WR), Pittsburgh	2004	Gordon, Zavier (LB), Missouri	2016
Duncan, Tim (K), Oklahoma	2002-03	Fitzgibbon, Paul (B), Creighton	1928	Goodman, Aubrey (T), Chicago	1927
Duncum, Bobby (T), West Texas State	1968	Flagler, Terrence (RB), Clemson	1990-91	Goodman, Don (RB), Cincinnati	1987
Dunn, Joe (B), Marquette	1925-26	Flanagan, Latham (E), Carnegie Tech	1931	Goodspeed, Mark (T), Nebraska	1980
Dunstan, Elwyn (T), Portland	1938-39	Fleming, Antonio (G), Georgia	1998	Goodwin, C.J. (CB), California (PA)	2017
Duren, Clarence (S), California	1973-76	Fleming, Jamell (CB), Oklahoma	2012-13	Gordon, Bob (B), Tennessee	1958
Durko, John (E), Albright	1945	Flenikien, Max (B), Geneva	1930	Gordon, Lou (T), Illinois	1930-35
Dwyer, Jonathan (RB), Georgia Tech	2014	Florence, Paul (E), Loyola (Ill.)	1920	Granton, Brandon (T), Purdue	2006
Dwyer, Nate (DT), Kansas	2002	Floyd, Eric (G), Auburn	1995	Goss, Jason (CB), Texas Christian	2003
Dye, Ernest (G), South Carolina	1993-96	Floyd, John (WR), Northeast Louisiana	1981	Grace, Steve (C), Arizona	2002-03
Dykes, Keilen (DT), West Virginia	2009-10	Floyd, Michael (WR), Notre Dame	2012-16	Grace, Aaron (C), Nebraska	1996-99
Dysert, Zach (DB), Miami (Ohio)	2016	Folston, James (LB), Northeast Louisiana	1999-2000	Graham, Al (G), None	1932-33
		Folz, Art (B), Chicago	1923-25	Graham, Ben (P), Deakin (Australia)	2008-11
E		Foote, Larry (LB), Michigan	2014	Graham, Kent (QB), Ohio State	1996-97
Eason, Nick (DT), Clemson	2011-12	Ford, Rudy (S/CB), Auburn	2017	Gramatica, Bill (K), South Florida	2001-03
Eason, Nijrell (DB), Arizona State	2002	Forney, Phil (LB), East Tennessee State	1987	Granger, Charles (G/T), Southern	1961
Eaton, Tracey (S), Portland State	1990	Foster, D.J. (RB), Arizona State	2017	Grant, Hugh (B), St. Mary's (Calif.)	1928
Elbri, J.E., Notre Dame	1942	Foster, Larry (WR), Louisiana State	2003	Gray, Cecil (G/T), North Carolina	1995
Echols, Fate (T), Northwestern	1962-63	Foster, Ralph (T), Oklahoma A&M	1945-46	Gray, Earnest (WR), Memphis State	1985
Eckl, Bob (T), Wisconsin	1945	Fox, Chas (WR), Furman	1986	Gray, Ken (G), Howard Payne	1958-69
Edwards, Anthony (WR), New Mexico Highlands	1991-98	Francis, Gene (B), Chicago	1926	Gray, Mel (WR), Missouri	1971-82
Edwards, Cid (RB), Tennessee State	1968-71	Francisco, Aaron (S), Brigham Young	2005-08	Gray, Oscar (FB), Arkansas	1995
Edwards, Eric (TE), Louisiana State	2004-05	Franklin, George (RB), Texas A&I	1977-78	Gray, Tim (DB), Texas A&M	1975
Egan, Dick (E), Wilmington	1920-23	Fredrickson, Rob (LB), Michigan State	1999-02	Graybill, Bill (T), Boston University	1990
Eggers, Doug (LB), South Dakota State	1958	Fredney, Dwight (LB), Syracuse	2015	Green, Eric (CB), Virginia Tech	2005-08
Eikenberry, Charles (QB), Rice	1948	Fritsch, Ernest (C), Detroit	1960	Green, Justin (FB), Montana	2009
Eiropoulos, Jim (LB), Wyoming	1983	Fua, Alani (LB), Brigham Young	2015-16	Green, Marsha (CB), Mississippi	2011
Elkins, Falt (B), Marshall	1939	Fugler, Dick (T), Tulane	1954	Green, Roy (DB/WR), Henderson State	1979-90
Ellington, Andre (RB), Clemson	2013-17	Fuller, Frank (DT), Kentucky	1959-62	Greene, Doug (DB), Texas A&I	1978
Ellington, Dante (T), Alabama	2005	Fuller, Larry (B), None	1945	Greene, Ed (E), Loyola (Ill.)	1926-27
Ellis, Walt (T), Detroit	1926-27	Furlington, John (G), Washington State	2015	Greene, Frank (B), Tulsa	1934
Ellstrom, Merv (B), Oklahoma	1936	Furne, Will (DB), Virginia Tech	1993	Greene, Ken (DB), Washington State	1978-82
Elzey, Charles (C), Southern Mississippi	1960-61	G		Greer, Curtis (DE), Michigan	1980-87
Elwell, Jack (F), Purdue	1962	Gabbert, Blaine (QB), Missouri	2017	Greisen, Chris (QB), Northwest Missouri State	1999-01
Emerson, Vernon (T), Minnesota-Duluth	1969-71	Gaines, Wendall (TE/DT), Oklahoma State	1994-95	Gresham, Jermaine (TE), Oklahoma	2015-
Engelbreten, Paul (G), Northwestern	1933	Gainor, Charles (E), North Dakota	1939	Griffin, Marion (RB), Arizona State	2014
England, Eric (DE), Texas A&M	1994-96	Gallery, Jim (K), Minnesota	1987	Griffin, Bob (C/G), Arkansas	1961
Enich, Steve (G), Marquette	1945	Galloway, David (DT), Florida	1982-89	Griffin, Jeff (CB), Utah	1981-85
Erickson, Hal (B), Washington & Jefferson	1925-28	Gambrell, Billy (E), South Carolina	1963-67	Griffith, Homer (B), Southern California	1934
Erickson, Mickey (G), Northwestern	1930-31	Gandy, Mike (T), Notre Dame	2007-09	Griffith, Robert (FS), San Diego State	2005-06
Esisason, Boomer (QB), Maryland	1996	Garalczyk, Mark (DT), Western Michigan	1987-88	Grigas, John (B), Holy Cross	1943-44
Esser, Clarence (E), Wisconsin	1947	Garcia, Frank (G/C), Washington	2003	Groom, Jerry (C), Notre Dame	1951-55
Etcheverry, Sam (QB), Denver	1961-62	Garlich, Chris (LB), Missouri	1979	Grooms, Eloi (DE), Tennessee Tech	1982-85
Euhus, Tim (TE), Oregon State	2007	Garza, Sammy (DB), Texas-El Paso	1987	Grosvenor, George (B), Colorado	1936-37
Evans, Dick (E), Iowa	1940-43	Gasparella, Joe (B), Notre Dame	1951	Groves, Quentin (LB), Auburn	2012
Evans, Earl (T), Harvard	1925	Gaston, Bruce (NT), Purdue	2014	Gruttadauria, Mike (C), Central Florida	2000-02
Evans, Scott (DL), Oklahoma	1991	Gatewood, Curtis (LB), Vanderbilt	2010	Guagliemi, Ralph (QB), Notre Dame	1961
F		Gautt, Prentice (RB), Oklahoma	1961-67	Guidry, Kevin (DB), Louisiana State	1989
Failing, Fred (G), Central Junior College (Kan.)	1930	Gay, Bill (B), Notre Dame	1951-52	Gunter, Rodney (DT), Delaware State	2015-
Fain, Richard (DB), Florida	1991	Gay, William (CB), Louisville	2012	Guyner, Thomas (T), Michigan	1997-98
Fainaika, Paul (G), Arizona State	2013-14	Gedney, Chris (TE), Syracuse	1997-98, '00		
Fanece, Alan (G), Louisiana State	2010	Gehrke, Fred (B), Utah	1950	H	
Fanucci, Ledio (T), Fresno State	1954	Gelbaugh, Stan (DB), Maryland	1971	Haayer, Adam (G/T), Minnesota	2005
Fann, Chad (TE), Florida A&M	1993-95	George, Steve (DT), Houston	1994	Hackbart, Dale (DB), Wisconsin	1971-72
Farmer, Ted (RB), Oregon	1978	Gerl, Joe (B), Georgia	1952	Hadd, Gary (DT), Minnesota	1989
Farr, Miller (DB), Wichita State	1970-72	German, Jim (B), Centre	1940	Hadnot, Rex (G), Houston	2010-11
Fatafahi, Mario (DT), Kansas State	2001-02	Gersbach, Carl (LB), West Chester State	1976	Haggans, Clark (LB), Colorado State	2008-11
Faulk, Trey (LB), Louisiana State	2002-03	Gershanich, Vernon (G), Auburn	1940	Hairston, Carl (DT), Maryland-Eastern Shore	1990
Faulkner, Jeff (DE), Southern	1991-92	Gibbons, Austin (C), DePaul	1929	Hall, John (B), Texas Christian	1940-41, '43
Fauria, Joseph (TE), UCLA	2015	Giblin, Robert (DB), Houston	1977	Hall, Ken (RB), Texas A&M	1959, '61
Faust, George (B), Minnesota	1939	Gibson, Mike (G/C), California	2012-13	Hall, Max (QB), Brigham Young	2010-11

Karras, John (B), Illinois	1952
Karwales, John (E), Michigan	1947
Kasper, Kevin (WR), Iowa	2002-03
Kasperek, Dick (C), Iowa State	1966-68
Kassel, Charles (E), Illinois	1929-33
Kauahi, Kani (C), Hawaii	1989-91, '93
Kay, Bill (DB), Purdue	1984
Keane, Tom (B), West Virginia	1955
Keamey, Tim (LB), Northern Michigan	1976-81
Kearns, Tom (T), Miami (Fla.)	1946
Keenan, Sean (DB), Williams (Mass.)	2000
Kehr, Rick (G), Carthage	1982
Keiser, Thomas (LB), Stanford	2014
Keith, Brandon (T), Northern Iowa	2008-11
Keithley, Gary (DB), Texas-El Paso	1973-75
Kelemete, Senio (G), Washington	2012
Kellogg, Bill (B), Syracuse	1926
Kellogg, Bob (B), Northeast Louisiana/Tulane	1940
Kellogg, Clarence (B), St. Mary's (Calif.)	1936
Kellum, Marv (LB), Wichita State	1977
Kelly, Tommy (DT), Mississippi State	2014
Kendall, Pete (G), Boston College	2001-03
Kennard, Derek (G), Nevada	1986-90
Kenneally, George (G), St. Bonaventure	1930
Keseday, Bob (TE), Texas-El Paso	1987
Keys, Brady (DB), Colorado State	1966
Keys, Isaac (LB), Morehouse	2004-05
Kichefski, Walt (E), Miami (Fla.)	1944
Kiesting, Walt (G), St. Thomas (Minn.)	1929-33
Kiley, Roger (E), Notre Dame	1928
Kilmer, Lyons (G), None	1923
Kindle, Greg (T), Tennessee State	1974-75
Kinek, George (B), Tulane	1954
King, Andy (B), West Virginia	1923-24
King, Emmett (B), None	1954
King, Jeff (TE), Virginia Tech	2011-13



King, Kenny (DT), Alabama	2003-06	Lipinski, Jim (T), Fairmont State	1950	McAddley, Jason (WR), Alabama	2002-03
King, Shaun (QB), Tulane	2004	Lipstadt, Ed (G), Wake Forest	1952	McAdoo, Derrick (RB), Baylor	1987-88
Kingery, Ellsworth (B), Tulane	1954	Lisch, Rusty (QB), Notre Dame	1980-84	McAfee, Fred (RB), Mississippi College	1994
Kirk, Randy (LB), San Diego State	1989, '94-95	Little, David (TE), Middle Tennessee State	1990	McBride, Adrian (WR), Missouri	1987
Klimke, Tony (E), Illinois	1951-52	Little, Steve (P/K), Arkansas	1978-80	McBride, Charles (B), Washington State	1936
Klumb, John (E), Washington State	1939-40	Liivinski, Chris (G/T), Indiana	2006	McBride, Oscar (TE), Notre Dame	1995-96
Knafelc, Gary (E), Colorado	1954	Loeppf, Dick (T), Wisconsin	1948-49	McBride, Trumaine (CB), Mississippi	2010
Knight, Charles (C), Loyola (Ill.)	1920-21	Lofton, Steve (DB), Texas A&M	1991-93	McCann, Bryan (CB), Southern Methodist	2013
Knight, Shawn (DT), Brigham Young	1989	Logan, Charles (E), Northwestern	1965, '67-68	McCants, Keith (DE), Alabama	1994-95
Knight, Tom (CB), Iowa	1997-2001	Logan, T.J. (RB), North Carolina	2017	McCarthy, John (B), St. Francis	1944
Knoll, John (B), Creighton	1942, '45	Lokanc, Joe (G), Northwestern	1941	McCleskey, J.J. (DB), Tennessee	1996-00
Knox, Kevin (WR), Florida State	1994	Lomack, Tony (WR), Florida	1991	McCombs, Tony (LB), Eastern Kentucky	1997-98
Kochel, Mike (G), Fordham	1939	Lomax, Neil (DB), Portland State	1981-89	McConkey, Phil (WR), Navy	1989
Koegel, Warren (G), Penn State	1973	Long, Dave (DE), Iowa	1966-68	McConow, Josh (DB), Sam Houston State	2002-05
Koehler, Bob (G), Northwestern	1921-26	Long, Lance (WR), Mississippi State	2009	McCoy, LeRon (WR), Indiana (Pa.)	2005-06
Koken, Mike (B), Notre Dame	1935	Longo, Tom (DB), Notre Dame	1971	McCoy, Tony (DT), Florida	2000
Kolb, Kevin (QB), Houston	2011-12	Lotto, Thomas (RB), Oklahoma	1979	McCullough, Andy (WR), Tennessee	1998-99
Kolodziej, Ross (DT), Wisconsin	2004-06	Louis, Lamar (LB), Louisiana State	2016	McCullough, Hugh (B), Oklahoma	1940-41
Koman, William (LB), North Carolina	1959-67	Love, Duval (G), UCLA	1995-96	McCusker, Jim (T), Pittsburgh	1958
Komar, Max (WR), Idaho	2010	Love, Randy (RB), Houston	1979-85	McDaniel, Emmanuel (CB), East Carolina	2003
Konovsky, Bob (G), Wisconsin	1956-58	Loyd, Mike (QB), Missouri Southern State	1979-80	McDermott, Lloyd (T), Kentucky	1950-51
Kortas, Ken (DT), Louisville	1964	Lucas, Justin (DB), Abilene Christian	1999-2003	McDole, Roland (DE), Nebraska	1961
Kreider, Dan (FB), New Hampshire	2009	Lumpkin, Ricky (DT), Kentucky	2012-13	McDonald, Brandon (CB), Memphis	2010
Krejci, Joe (E), Peru State (Ind.)	1934	Lunceford, Dave (T), Baylor	1957	McDonald, Devon (LB), Notre Dame	1996
Krieg, Dave (DB), Milton	1995	Lutz, Gerry (G), Marquette	1925-26	McDonald, Mike (LB), Catawba	1976
Krueger, Rolf (DE), Texas A&M	1969-71	Lutzi, Deuce (G), Southern California	2006-11	McDonald, Tim (SS), Southern California	1987-92
Kuharich, Joe (G), Notre Dame	1940-41, '45	Lykes, Lester (FS), Virginia	1988	McDonnell, Mickey (B), None	1923-30
Kupp, Craig (QB), Pacific Lutheran	1991	Lyman, Jeff (LB), Brigham Young	1972	McDonnell, Coley (B), Dayton	1939, '44
Kutner, Mal (E), Texas	1946-50	Lynch, Lorenzo (DB), California State-Sacramento	1990-95	McDowell, John (T), St. John's (Minn.)	1966
Kuzman, John (T), Fordham	1941	Lynch, Lynn (G), Illinois	1951	McElroy, Leeland (RB), Texas A&M	1996-97
		Lynch, Shawn (C), Duke	2005-06	McElwain, Bill (B), Northwestern	1924, '26
L		M		McFadden, Bryant (CB), Florida State	2009
LaBoy, Travis (DE/LB), Hawaii	2008	MacDonald, Jack (G/C), Boston College	1988	McFarland, Jim (E), Nebraska	1970-74
Lach, Steve (B), Duke	1942	Mack, Cedric (DB), Baylor	1983-90	McGee, Bob (T), Santa Clara	1938
Ladd, Jim (E), Bowling Green	1954	Mack, Terrence (LB), Clemson	1987	McGee, Dell (CB), Auburn	1996-98
LaFleur, Greg (TE), Louisiana State	1981-85	Mackey, Kyle (QB), East Texas State	1984	McGee, Michael (G), Duke	1960-62
LaHood, Mike (G), Wyoming	1970	Macklin, David (CB), Penn State	2004-06	McGill, Eddie (TE), Western Carolina	1982-84
Lainhart, Porter (B), Washington State	1933	Madden, Lloyd (B), Colorado Mines	1940	McGill, Mike (LB), Notre Dame	1971-72
Lamb, R.D. (LB), Lombard	1926-27, '33	Maddox, Bob (G), Notre Dame	1942, '46	McGraw, Mike (LB), Wyoming	1976
Lane, Dick "Night Train" (CB), Scottsbluff J.C.	1954-59	Maddox, Mark (LB), Northern Michigan	1998-00	McHain, Lamar (QB), Arkansas	1954-58
Lane, MacArthur (R), Utah State	1968-71	Maeda, Chet (B), Colorado A&M	1946	McInerney, Arnie (C), Notre Dame	1920-27
Lange, Bill (G), Dayton	1954-55	Magulick, George (B), St. Francis	1944	McIntyre, Hugh (E), Southern Mississippi	1960-62
Lange, Jim (E), Montana State	1929	Maheoney, Ike (B), Creighton	1925-28, '31	McIntyre, Jeff (LB), Arizona State	1980
LaRosa, Paul (E), None	1920-21	Makovic, Jay (FB), Nebraska	1999-02	McIvor, Rick (DB), Texas	1984-85
Larsen, Ted (G/C), North Carolina State	2014-15	Malikof, Roy (B), Southern Methodist	1941, '46-48	McKenzie, Reggie (LB), Tennessee	1989
Larson, Fred (C), Notre Dame	1929	Malloy, Les (B), Loyola (Ill.)	1931-33	McKinley, Dennis (FB), Mississippi State	1999-02
Larson, Lou (B), None	1929	Manges, Mark (QB), Maryland	1978	McKinron, Ronald (LB), North Alabama	1996-04
Larson, Paul (QB), California	1957	Manley, Dexter (DE), Oklahoma State	1990	McMahon, Byron (G), Cornell	1923
Lasker, Greg (FS), Arkansas	1988	Mann, Dave (B), Oregon State	1955-57	McMahon, Jim (QB), Brigham Young	1994
Lassiter, Kwame (DB), Kansas	1995-02	Maple, Howard (B), Oregon State	1930	McMillan, Ernie (T), Illinois	1961-74
Latin, Jerry (RB), Northern Illinois	1975-78	Marchibroda, Ted (QB), Detroit	1957	McNally, Frank (C), St. Mary's (Calif.)	1931-34
Latourette, Chuck (DB/P), Rice	1967-68, '70-71	Marcontelli, Ed (G), Lamar	1967	McNanie, Sean (DE), San Diego State	1988
Lauro, Lin (CB), Minnesota	1951	Marelli, Ray (G), Notre Dame	1928	McNulty, Paul (E), Notre Dame	1924-25
Lawrence, Jim (B), Texas Christian	1936-39	Markham, Dale (T), North Dakota	1981	McPhee, Frank (E), Princeton	1955
Lawson, Javone (WR), Louisiana-Lafayette	2013	Marotti, Lou (G), Toledo	1943-45	McQuarters, Ed (DT), Oklahoma State	1965
Leach, Mike (LS), William & Mary	2009-15	Marquardt, John (E), Illinois	1921	McQuistan, Pat (G/T), Weber State	2012
Leahy, Ryan (OL), Notre Dame	1997	Marsh, Doug (TE), Michigan	1980-86	McWilliams, Johnny (TE), Southern California	1996-99
Leasy, Wesley (LB), Mississippi State	1995-96	Marshall, Richard (CB), Fresno State	2011	Meggysey, Dave (LB), Syracuse	1963-69
Leckey, Nick (C), Kansas State	2004-06	Marshall, Wilber (LB), Florida	1994	Mehring, Pete (T), Kansas	1934-36
Ledbetter, Homer (B), Arkansas	1932-33	Martin, Caleb (T), Louisiana Tech	1947	Melinger, Steve (E), Kentucky	1961
Lee, Andy (P), Pittsburgh	2017	Martin, Gabe (LB), Bowling Green	2015-17	Meinert, Dale (LB), Oklahoma State	1958-67
Lee, Bobby (E), Minnesota	1968	Martin, Glen (B), Southern Illinois	1932	Melinovich, M. (DE), Grays Harbor J.C. (Wash.)	1965-66
Lee, Charles (WR), Central Florida	2005	Martin, John (B), Oklahoma	1941-44	Memmaaz, Dale (G), Wyoming	1960-61
Lee, Jeff (WR), Nebraska	1980	Martin, Kareem (DE/LB), North Carolina	2014-17	Mendenhall, Rashard (RB), Illinois	2013
Lee, John (K), UCLA	1986	Mason, Joel (E), Western Michigan	1939	Mergen, Mike (T), San Francisco	1952
Lee, Monte (LB), Texas	1961	Massey, Robert (DB), North Carolina Central	1991-93	Merkovskiy, Elmer (T), Pittsburgh	1944
Lee, Oudious (DT), Nebraska	1980	Massey, Bobby (T), Mississippi	2012-15	Merritt, David (LB), North Carolina State	1993-95
Leinart, Matt (QB), Southern California	2006-09	Masters, Walt (QB), Pennsylvania	1943-44	Mertes, Bernard (B), Iowa	1945
Leggett, Dave (B), Ohio State	1955	Mathieu, Tyrann (S), Louisiana State	2013-17	Mestnik, Frank (RB), Marquette	1960-61
Lenon, Paris (LB), Richmond	2010-12	Mathis, Evan (G), Alabama	2016	Metcalf, Eric (WR/KR), Texas	1998
Leonard, John (T), Indiana	1922-23	Matson, Ollie (RB), San Francisco	1952-58	Metcalf, Terry (RB), California State-Long Beach	1973-77
LeVeck, Jack (LB), Ohio	1973-74	Mau'a, Reagan (FB), Hawaii	2010-12	Method, Russ (B), None	1929
Levy, Chuck (WR/RB/KR), Arizona	1994-95	Mauldin, Stan (T), Texas	1946-48	Mikulak, Mike (B), Oregon	1934-36
Lewis, Bill (C), Nebraska	1990-92	Maumalanga, Chris (DT), Kansas	1995-96	Miller, Harlan (CB/S), SE Louisiana	2016-17
Lewis, Charles (T), Iowa	1959	Mauro, Josh (DE/DT), Stanford	2014-17	Miller, James (LB), UCLA	1994-98
Lewis, Jonathan (DT), Virginia Tech	2006	May, Bill (B), Louisiana State	1937-38	Miller, Milford (G), Chadron State	1936-37
Lewis, Woodley (B), Oregon	1956-59	May, Chad (QB), Kansas State	1996	Miller, Terry (LB), Illinois	1971-74
Liebel, Frank (E), Norwich	1948	May, Mark (G/T), Pittsburgh	1992-93	Miligan, Hanik (SS), Houston	2006
Lillard, Joe (B), Oregon State	1932-33	Mayes, Adrian (SS), Louisiana State	2004-05	Mimis, Robert (RB), Kansas	1988
Lind, Al (C), Northwestern	1936	Mayes, Tony (FS), Kentucky	1987	Minifiefield, Kevin (DB), Arizona State	1997
Lindley, Ryan (DB), San Diego State	2012-14	Maynard, Don (WR), Texas-El Paso	1973	Minter, Kevin (LB), Louisiana State	2013-16
Lindow, Al (B), Washington (Mo.)	1945	Mays, Stafford (DE), Washington	1980-86	Mitchell, Lance (LB), Oklahoma	2005
Lindsey, Corey (CB), Southern Illinois	2011			Mitchell, Roland (CB), Texas Tech	1988-89



ARIZONA CARDINALS

Mitchell, Stump (RB), Citadel	1981-89
Mitchell, Tyrwan (WR/TE), Minnesota State-Mankato	1999-01
Moch, Dontay (LB), Nevada	2013
Moe, Hal (B), Oregon State	1933
Mohardt, John (B), Notre Dame	1922-23
Momah, Ifeanyi (TE), Boston College	2015-17
Monaco, Rob (C), Vanderbilt	1985
Monaco, Ron (LB), South Carolina	1986
Monahan, Regis (G), Ohio State	1939
Monfort, Avery (B), New Mexico	1941
Montgomery, Bill (B), Louisiana State	1946
Montgomery, Ralph (T), Centre	1923
Moody, Thomas (G), Florida	2002
Mooney, Jim (T), Georgetown	1935
Moore, Alton (DE), Auburn	2002
Moore, Bill (B), Loyola (La.)	1932
Moore, Brandon (T), Duke	1995
Moore, Derrick (RB), Northeastern State (Okla.)	1996-97
Moore, Langston (DT), South Carolina	2005-06
Moore, Ricky (FB), Alabama	1988
Moore, Rob (WR), Syracuse	1995-2001
Moore, Ronald (RB), Pittsburg State (Kan.)	1993-94, '97
Moore, Sio (LB), Connecticut	2016
Moran, Francis (B), Grinnell	1927
Morey, Sean (WR), Brown	2007-09
Morgan, Bob (T), Maryland	1954
Morgan, Don (DB), Nevada	2002
Morris, Mike (G), Northeast Missouri State	1987-88
Morris, Wayne (RB), Southern Methodist	1976-83
Morrow, Bob (G), Illinois Wesleyan	1941-43
Morrow, Harold (FB), Auburn	2005
Morrow, John (G), Kearney State	1937-38
Moses, J.J. (WR/KR), Iowa State	2005
Moses, Quentin (DE), Georgia	2007
Moss, Eddie (RB), Southeast Missouri State	1973-76
Moten, Mike (DT), Florida	1998-99
Moyihan, Tim (C), Notre Dame	1932-33
Mueller, Bill (E), DePaul	1937
Mullen, Tom (G), Southwest Missouri State	1978
Mullen, Verne (E), Illinois	1927
Mulleneaux, Lee (C), Arizona	1938
Mulligan, Matthew (TE), Maine	2014
Mulligan, Wayne (C), Clemson	1969-73
Mumford, Tony (RB), Penn State	1985
Munyer, Daniel (C/G), Colorado	2017
Murphy, Bill (G), Washington (Mo.)	1940-41
Murphy, Jim (B), St. Thomas (Minn.)	1928
Murphy, Tom (B), Arkansas	1934
Murrell, Adrian (RB), West Virginia	1998-99
Murrell, Bill (TE), Winston-Salem	1979

N

Nagel, Ray (B), UCLA	1953
Nagel, Ross (T), St. Louis	1942
Nagler, Gern (E), Santa Clara	1953, '55-58
Nash, Zack (LB), Sacramento State	2012
Navarre, John (DB), Michigan	2004-06
Neacy, Clem (E), Colgate	1928
Nedney, Joe (K), San Jose State	1997-99
Neill, Jim (B), Texas Tech	1939
Nelis, Steve (LB), Minnesota	1974-80
Nelson, Lee (S), Florida State	1976-86
Nelson Jr., Robert (CB), Arizona State	2015
Nelson, J.J. (WR), Alabama-Birmingham	2015
Nesbitt, Dick (B), Drake	1933
Nevers, Ernie (B), Stanford	1929-31
Neuman, Bob (E), Illinois Wesleyan	1934-36
Newhouse, Reggie (WR), Baylor	2003-05
Nichelini, Al (B), St. Mary's (Calif.)	1935-36
Nichols, Ham (G), Rice	1947-49
Niklas, Troy (TE), Notre Dame	2014-17
Nisbet, Dave (E), Washington	1933
Nix, John (DT), Southern Mississippi	2004
Nkemdiche, Robert (DT), Mississippi	2016
Nofsinger, Terry (DB), Utah	1965-66
Noga, Nito (LB), Hawaii	1984-88
Noga, Peter (LB), Hawaii	1987
Nolan, Dick (B), Maryland	1958
Nolan, Earl (T), Arizona	1937-38
Norman, Bob (C), None	1945
Norton, Jerry (DB), Southern Methodist	1959-61
Novacek, Jay (TE), Wyoming	1985-89

Novak, Nick (K), Maryland	2005
Nugent, Mike (K), Ohio State	2009
Nunn, Freddie Joe (DE), Mississippi	1985-93
Nussbaumer, Bob (B), Michigan	1949-50

O

Oates, Brad (T), Brigham Young	1976-77, '79-80
Obeck, Vic (G), Springfield	1945
Obiozor, Cyril (LB), Texas A&M	2010
O'Brien, Dave (G), Boston College	1966-67
O'Connor, Dan (G), Georgetown	1920-24
O'Donoghue, Neil (K), Auburn	1980-85
Ofahengue, Tevita (TE), Brigham Young	2001
Ogden, Ray (FL), Alabama	1965-66
Ogle, Rick (LB), Colorado	1971
Oglesby, Cedric (K), South Carolina State	2001
Ohalet, Ifeanyi (FS), Southern California	2004
Ohmberger, Rich (G/C), Penn State	2012
Okofo, Alex (LB), Texas	2013-16
Okeaf, Chike (DE/LB), Purdue	2005-09
Okobi, Chukky (C), Purdue	2007
Okoniewski, Steve (DT), Washington	1976
Oldham, Chris (DB), Oregon	1991-94
Olerich, Dave (LB), San Francisco	1969-70
Oliver, Clancy (CB), San Diego State	1973
Oliver, Vince (DB), Indiana	1945
Olson, Carl (T), UCLA	1942
Olsewski, Johnny (B), California	1953-57
Osborne, Eldonta (LB), Louisiana Tech	1990
Osborne, Richard (TE), Texas A&M	1979
Otis, Jim (RB), Ohio State	1973-78
Ottis, Brad (DT), Wayne State (Neb.)	1996-2000
Owens, Don (DT), Southern Mississippi	1960-63
Owens, Luke (DT), Kent State	1958-65
Owens, Marv (WR), San Diego State	1973

P

Pace, Calvin (LB), Wake Forest	2003-07
Painter, Winston (T/G), Virginia Tech	2017
Palepoi, Anton (DE), Nevada-Las Vegas	2005
Palmer, Carson (DB), Southern California	2013-17
Panfil, Scott (DT), Texas	1972
Pancieri, Don (DB), San Francisco	1952
Panelli, John (FB/LB), Notre Dame	1951-53
Panfili, Kenneth (T), Purdue	1960-62
Pangle, Hal (B), Oregon State	1935-38
Pappio, Joe (B), Haskell	1930
Pardonne, Earl (B), Purdue	1934-35
Paremore, Bob (RB), Florida A&M	1963-64
Parish, Don (LB), Stanford	1970-72
Parker, Buddy (B), Centenary	1937-43
Parker, Ezekiel (WR), Louisville	2002
Parker, Joe (E), Texas	1946-47
Parlatovich, Chet (LB), Penn State	1983
Parmele, Jalen (RB), Toledo	2014
Parris, Gary (TE), Florida State	1979-80
Parsons, Preston (DB), Northern Arizona	2002-03
Pasquale, Ron (G), Akron	1987
Pasquariello, Ralph (B), Villanova	1951-52
Pasqueti, Tony (T), Notre Dame	1955-57
Pate, Rupert (G), Wake Forest	1940
Patterson, Ben (TE), Delaware	2007-10
Patterson, Craig (DL), Brigham Young	1991
Patluski, Walt (DE), Notre Dame	1977
Paul, Don (HB/HB), Washington State	1950-53
Paul, Tito (DB), Ohio State	1995-97
Pearson, Bert (C), Kansas State	1935-36
Peat, Todd (G), Northern Illinois	1987-89
Peffrey, Ray (E), Eastern Kentucky	1952
Penny, Elijahah (RB), Idaho	2017
Perno, John (G), Minnesota	1944
Perrin, Benny (FS), Alabama	1982-85
Perry, Gerald (K), California	1960-62
Person, A. (TE), Morgan State	1972
Person, Brandon (S), Tiffin	2015
Peters, Corey (DT), Kentucky	2015
Peters, Forest (B), Illinois	1932
Peters, Scott (C), Arizona State	2008
Peters, Volney (T), Southern California	1952-53
Peterson, Adrian (RB), Oklahoma	2017
Peterson, Ken (B), Gonzaga	1935
Peterson, Patrick (CB), Louisiana State	2011

Peterson, Todd (K), Georgia	1994
Petrovich, George (T), Texas	1949-50
Phillips, Reggie (CB), Southern Methodist	1988
Phillips, Rod (RB), Jackson State	1979-80
Philpott, Dean (B), Fresno State	1958
Pierce, Don (C), Kansas	1943
Pierre, Olsen (DT), Miami (Fla.)	2016
Pisarkiewicz, Steve (QB), Missouri	1978-79
Pittman, Charlie (RB), Penn State	1970
Pittman, Danny (WR), Wyoming	1983-84
Pittman, Michael (RB), Fresno State	1998-2001
Plamondon, Dick (E), Vanderbilt	1946-47
Player, Scott (P), Florida State	1998-06
Plummer, Jake (QB), Arizona State	1997-02
Plummer, Tony (DB), Pacific	1970
Plunkett, Art (T), Nevada-Las Vegas	1981-84
Popovich, John (B), Weber State	1978-81
Polsky, Gordon (G), Tennessee	1952-54
Polsfoot, Fran (E), Washington State	1950-52
Poole, Jim (E), Mississippi	1945
Pooler, Nathan (WR), Marshall	2001, 02-04
Popa, Eli (B), Illinois	1952
Pope, Leonard (TE), Georgia	2006-08
Popovich, John (B), St. Vincent	1944
Popovich, Milt (B), Montana	1938-42
Porter, Joey (LB), Colorado State	2010-11
Potteiger, Earl (B), Ursinus	1921
Potter, Nate (T), Boise State	2012-13
Powell, William (RB), Kansas State	2012
Powers, Jerrard (CB), Auburn	2013-15
Prentice, Travis (RB), Miami (Ohio)	2002
Preston, John (SS), Central State (Okla.)	1987
Price, Givens (T), Nebraska	2016
Price, Mitchell (DB), Tulane	1992
Procell, Jarrett (DE), Louisiana Tech	2001
Proehl, Ricky (WR), Wake Forest	1990-94
Provost, Ted (DB), Ohio State	1971
Psaltis, Jim (B), Southern California	1953, '55
Puki, Craig (LB), Tennessee	1982
Puplis, Andy (B), Notre Dame	1943
Purdin, Cal (B), Tulsa	1943
Purman, Earl (C), Arizona State	1957

Q

Quigley, Ryan (P), Boston College	2016
---------------------------------------------	------

R

Rabold, Michael (G), Indiana	1960
Rackers, Neil (K), Illinois	2003-09
Radecic, Keith (C), Penn State	1987
Radford, Bruce (DE), Grambling	1981
Ralph, Dan (DT), Oregon	1984-85
Ramey, Jim (DE), Kentucky	1979
Ramey, Garrard (G), William & Mary	1946-51
Ramsey, Knox (G), William & Mary	1950-51
Ramsey, Ray (B), Bradley	1950-53
Ramson, Eason (TE), Washington State	1978
Randle, Sonny (WR), Virginia	1959-66
Randolph, Clare (C), Indiana	1930
Rankin, Walt (B), Texas Tech	1941, '43, '45-47
Ransom, Derrick (DE), Cincinnati	2003
Ransport, Keith (E), Southern Methodist	1940
Rashad, Ahmad (WR), Oregon	1972-73
Rattay, Tim (DB), Louisiana Tech	2007
Ravensburg, Bob (E), Indiana	1948-49
Reaves, Ken (S), Norfolk State	1974-77
Rector, Jamaica (WR), Northwest Missouri State	2007
Reddick, Haason (LB), Temple	2017
Redmon, Anthony (G), Auburn	1994-97
Redmond, Thomas (DE), Vanderbilt	1960-65
Reed, Joe (B), Louisiana State	1937, '39
Reeves, Bryan (WR), Nevada	1994-95
Reeves, Walter (TE), Auburn	1989-93
Redding, Cory (DT), Texas	2015
Reuser, Alan (G), Texas A&M	2004-05
Reid, Lamont (CB), North Carolina State	2005
Rexer, Freeman (E), Tulane	1943, '45
Reynolds, Bill (B), Mississippi	1945
Reynolds, Bob (T), Bowling Green	1963-71, '73
Reynolds, John (C), Baylor	1937
Reynolds, Mack (DB), Louisiana State	1958-59
Rhea, Floyd (G), Oregon	1943



Rhinehart, Coby (DB), Southern Methodist	1999-03	Scardine, Carmen (B), None	1932	Smith, George (B), Villanova	1943
Rhodes, Jerry (FS), Louisville	2010-12	Schable, A.J. (FB), South Dakota	2006	Smith, J.T. (WR), North Texas State	1985-90
Ribble, Loran (G), Hardin-Simmons	1933	Schillingler, Andy (WR), Miami (Ohio)	1988-89	Smith, Jackie (FB), Northwest Louisiana	1963-77
Rice, Simeon (DE), Illinois	1996-00	Schleicher, Maury (LB), Penn State	1959	Smith, Lance (G), Louisiana State	1985-93
Richards, Perry (E), Detroit	1959-60	Schmiesing, Joe (DE), New Mexico State	1968-71	Smith, Leonard (DB), McNeese State	1983-88
Richardson, C.J. (DB), Miami (Fla.)	1995	Schmidt, George (E), Lewis	1953	Smith, Mark (DT), Auburn	1997-00
Richardson, John (DT), UCLA	1972-73	Schmitt, George (S), Delaware	1983	Smith, Russ (G), Illinois	1923
Riddick, Shaq (LB), West Virginia	2015	Schneidman, Herman (B), Iowa	1940	Smith, Perry (DB), Colorado State	1977-79
Riddle, Elston (DE), Nevada	1990	Schofel, Bo (DE), Texas Christian	2007	Smith, Terrell (FB), Arizona State	2007-08
Risk, Ed (B), Purdue	1932	Schofield, O'Brien (LB), Wisconsin	2010-12	Smith, Vernice (G/T), Florida A&M	1989-92
Risvold, Ray (B), St. Edwards (Tex.)	1927-28	Schoerder, Jay (QB), UCLA	1994	Smith, Wayne (CB), Purdue	1982-86
Rivers, Jamie (LB), Bowling Green	1968-73	Schubert, Eric (K), Pittsburgh	1986	Smith, Wilfred (E), DePaul	1923-25
Roach, John (QB), Southern Methodist	1956, '59-60	Schultz, Eberle (G), Oregon State	1944	Snyder, Cal (DE), Indiana	1969-70
Roach, Rollin (B), Texas Christian	1927	Schwalli, Vic (B), Northwestern	1947-50	Spowden, Adam (G/C), Oregon	2012
Robb, Joe (DE), Texas Christian	1961-67	Schwartz, Don (DB), Washington State	1981	Soliday, Jake (WR), Northern Iowa	2002
Robbins, John (B), Arkansas	1938-39	Schwartz, Elmer (B), Washington State	1932	So'oto, Vic (LB), Brigham Young	2013
Robbins, James "Tootie" (T), East Carolina	1982-91	Schwenk, Wilson (B), Washington (Mo.)	1942	Soruton, Rick (G), Washington	1964-69
Roberts, Andrew (WR), The Citadel	2010-13	Scobey, Josh (RB), Kansas State	2002-2004	Southard, Tommy (WR), Furman	1978
Roberts, Hal (P), Houston	1974	Scott, Carlos (C), Texas-El Paso	1983-85	Sowell, Bradley (T), Mississippi	2013-15
Robinson, Bryan (DT), Fresno State	2008-10	Scott, Ed (FS), Gambling	1987	Spach, Stephen (TE), Fresno State	2008-10
Robinson, Edmond (LB), Newberry	2017	Scott, Lance (C), Utah	1995-96	Spachman, Chris (DE), Nebraska	1988
Robinson, Jack (T), Northeast Missouri State	1936-37	Scott, Yusuf (G), Arizona	1999-2001	Speegle, Cliff (C), Oklahoma	1945
Robinson, Jerry (LB), Texas A&M	1990	Scotts, Colin (DT), Hawaii	1987-88	Spence, Julian (B), Sam Houston State	1956
Robinson, Patrick (WR/KR), Tennessee State	1994	Seabron, Thomas (LB), Michigan	1980	Spencer, Maurice (DB), North Carolina Central	1974
Robl, Hal (B), Wisconsin State-Oshkosh	1945	Seals-Jones, Ricky (TE), Texas A&M	2017	Sperry, Kory (TE), Colorado State	2012-13
Robnett, Marshall (G), Texas A&M	1943, '45	Sears, Corey (DT), Mississippi State	1999-00	Spikes, Cameron (G), Texas A&M	2003-04
Rodgers-Cormarie, Dominique (CB), Tennessee State	2008-10	Sears, Jim (DB), Southern California	1954, '57-58	Spiller, Phil (DB), California State-Los Angeles	1967
Rogers, Glynn (G), Texas Christian	1939	Sebro, Bob (G), Colorado	1982	Spinks, Jack (G), Alcorn A&M	1953
Rogers, Kendrick (T), Alabama A&M	2002-03	Seibold, Champ (T), Wisconsin	1942	Spradlin, Danny (LB), Tennessee	1985
Rogge, George (E), Iowa	1931-33	Seibol, Rob (G), Auburn	1995-97	Springsteen, Bill (E), Lehigh	1927-28
Roland, Johnny (RB), Missouri	1966-72	Self, Clarence (B), Wisconsin	1949	Spurlock, Micheal (WR), Mississippi	2006
Rolle, Antrel (CB/S), Miami	2005-09	Semes, Bernie (B), Duquesne	1944	St. Pierre, Brian (QB), Boston College	2008-09
Rolle, Butch (H/B/TE), Michigan State	1992-93	Sendein, Lyle (C), Texas	2007-15	Stacy, William (DB), Mississippi State	1959-63
Romanik, Steve (G), Villanova	1953-54	Seno, Frank (B), George Washington	1945-46	Staggs, Jeff (LB), San Diego State	1972-73
Rooney, Bill (C), None	1929	Sensibaugh, Mike (S), Ohio State	1972-77	Stallings, Larry (LB), Georgia Tech	1963-76
Rooney, Cobb (E), None	1929-30	Severson, Jeff (CB), Long Beach State	1976-77	Stallings, Robert (TE), Southern Mississippi	1986
Root, Jim (DB), Miami (Ohio)	1953, '56	Shaffer, Craig (LB), Indiana State	1982-84	Stanley, Chad (P), Stephen F. Austin	2001
Rose, Gene (DB), Wisconsin	1929-32	Shanks, Simon (LB), Coahoma J.C. (Miss.)	1995	Stanton, Drew (QB), Michigan State	2013-17
Rosema, Rocky (LB), Michigan	1968-71	Sharpe, Luis (T), UCLA	1982-84, '85-94	Starkey, Jason (C), Marshall	2000-03
Rosenbach, Timm (QB), Washington State	1989-92	Shaughnessy, Matt (LB), Wisconsin	2013-14	Starks, Duane (CB), Miami (Fla.)	2002-04
Ross, Jeremy (WR), California	2016	Shaw, Bob (E), Ohio State	1950	Staysniak, Joe (G), Ohio State	1996
Ross, Oliver (T), Iowa State	2005-07	Shaw, Dennis (QB), San Diego State	1974-75	Steen, Athony (G), Alabama	2014
Ross, Pat (C), Boston College	2008	Shaw, Jesse (G), Southern California	1931	Stegert, Larry (RB), Texas A&M	1971
Roundtree, Raleigh (G/T), South Carolina State	2003	Shazor, Ernest (S), Michigan	2005	Steger, Pete (B), None	1921
Rowe, Bob (DT), Western Michigan	1967-75	Shelby, Willie (RB), Alabama	1978	Stein, Bill (C), Fordham	1927-28
Roy, Frank (G), Utah	1966	Shelley, Dex (B), Texas	1932	Steinbach, Larry (T), St. Thomas (Minn.)	1931-33
Rozier, Bob (DE), California	1979	Shelton, L.J. (T), Eastern Michigan	1999-04	Stennett, Fred (B), St. Mary's (Calif.)	1932
Rubio, Angel (DT), Southeast Missouri State	1999	Shenefelt, Paul (T), Manchester	1934-35	Stepanovich, Alex (C), Ohio State	2004-06
Rudnicki, Ed (E), Indiana	1943-46	Shernan, Anthony (FB), Connecticut	2011-12	Stephens-Howling, LaRond (RB), Pittsburgh	2009-12
Rucker, Roosevelt (DE/DT), Southern California	2013-17	Shiple, A.Q. (C), Penn State	2015	Stewart, Vaughn (C), Alabama	1943
Rucker, Keith (DT), Ohio Wesleyan	1992-93	Shipp, Marcel (RB), Massachusetts	2001-07	Stieve, Dave (WR), Portland State	1978-82
Rudolph, Council (DE), Kentucky State	1973-75	Shirk, John (E), Oklahoma	1940	Stieve, Terry (G), Wisconsin	1978-84
Rue, Joshua (FB), Duquesne	2003-04	Shivers, Roy (RB), Utah State	1966-72	Stinson, Ed (DT), Alabama	2014-16
Ruether, Mike (C), Texas	1986-87	Shook, Fred (C), Texas Christian	1941	Stokes, Lee (C), Centenary	1943
Rundquist, Elmer (T), Illinois	1922	Shumann, Mike (WR), Florida State	1982-83	Stone, Ken (DB), Vanderbilt	1977-80
Rushing, Marion (LB), Southern Illinois	1959, '62-65	Shy, Don (RB), San Diego State	1973	Stone, Michael (CB), Memphis	2001-04
Russell, Doug (B), Kansas State	1934-39	Sikahema, Vai (RB/KR), Brigham Young	1986-90	Stonesifer, Don (E), Northwestern	1951-56
Rutledge, Johnny (LB), Florida	1999-02	Sikora, Mike (G), Oregon	1952	Stout, Cliff (DB), Youngstown State	1986-88
Ryan, Bill (T), Fordham	1924	Silas, Sam (DT), Southern Illinois	1963-67	Stovall, Jerry (DB), Louisiana State	1963-71
Ryzewski, Frank (T), Notre Dame	1921	Silvestri, Carl (DB), Wisconsin	1965	Stowe, Tyrone (LB), Rutgers	1991-93
		Sims, Bill (B), St. Mary's (Calif.)	1932-33	Strader, Norman "Red" (B), St. Mary's (Calif.)	1927
		Simmons, Clyde (DE), Western Carolina	1994-95	Strausbaugh, Jim (B), Ohio State	1946
		Simmons, Dave (LB), Georgia Tech	1965-66	Stringer, Scott (DB), California	1974
		Simmons, John (C), Detroit	1951-56	Strofolino, Mike (LB), Villanova	1966-68
		Simon, Thorold (CB), Louisiana State	2016	Stuckey, Chansi (WR), Clemson	2011
		Simons, Keith (DT), Minnesota	1978-79	Stuessy, Mel (T), St. Edward's (Tex.)	1926
		Simpson, Carl (DE), Florida State	1998	Sugar, Leo (DE), Purdue	1960
		Sims, Ken (CB), Iowa	1987	Suminski, Dave (G), Wisconsin	1953
		Sitko, Emil (B), Notre Dame	1951-52	Summerall, Pat (K/E), Arkansas	1953-57
		Siwek, Mike (DT), Western Michigan	1970	Sutch, George, (B), Temple	1946
		Skaterton, John (DB), Fordham	2010-12	Svoboda, Bill (LB), Tulane	1950-53
		Skelton, Fred (T), Iowa	1926-31	Swann, Eric (DL), None	1991-99
		Sloan, Bonnie (DT), Austin Peay	1938	Swanson, Eric (WR), Tennessee	1986
		Sloan, Dwight (DB), Arkansas	1973	Swanson, Evar (E), Lombard	1925-27
		Small, Jessie (LB), Eastern Kentucky	1998	Swartz, Chris (DB), Morehead State	1994
		Smith, Alfonso (RB), Kentucky	2010-13	Swearingen, D.J. (S), South Carolina	2015-16
		Smith, Antonio (DE), Oklahoma State	2004-08	Sweider, Larry (P), Pittsburgh	1980
		Smith, Ben (DB), Georgia	1956-96	Swinger, Rashod (DT), Rutgers	1997-2000
		Smith, Bill (E), Washington	1934-39	Swinton, Reggie (WR/KR), Murray State	2005
		Smith, Cedric (FB), Florida	1996-98	Swistowicz, Mike (B), Notre Dame	1950
		Smith, Charles (B), Georgia	1947	Symank, John (DB), Florida	1963
		Smith, Dennis (TE), Utah	1996	Szot, Walt (T), Bucknell	1946-48
		Smith, Emmitt (RB), Florida	2003-04		

S

Sabados, Andy (G), The Citadel	1939-40
Sacca, Tony (QB), Penn State	1992-93
Sachs, Len (E), Loyola (Ill.)	1920-23, '25
Saddler, Rod (DT), Texas A&M	1987-91
Sageley, Floyd (E), Arkansas	1987-91
Sampson, DeMarco (WR), San Diego State	2011
Samuels, Terry (TE), Kentucky	1994-95
Sanders, Frank (WR), Auburn	1995-02
Sanders, James (S), Fresno State	2012
Sanders, Lonnie (DB), Michigan State	1968-69
Sandifer, Dan (B), Louisiana State	1953
Sanford, Leo (C), Louisiana Tech	1951-57
Sanyika, Sekou (LB), California	2000-01
Sapp, Patrick (LB), Clemson	1998-99
Sarboe, Phil (B), Washington State	1934-36
Sargent, Broderick (RB), Baylor	1986-87
Sarringhaus, Paul (B), Ohio State	1946
Sauls, Mac (DB), Southwest Texas State	1968-69
Sauter, Cory (QB), Minnesota	1998
Scalles, Hurler (DB), North Texas State	1974
Scanlon, John (B), DePaul	1921

T	
Ta'amu, Alameda (NT), Washington	2013-14
Tafoya, Joe (DE), Arizona	2007
Talley, Ronald (DE), Delaware	2011-13
Tanner, Barron (DT), Oklahoma	2000-03
Tant, Jay (TE), Northwestern	2000
Tardits, Richard (LB), Georgia	1989
Tate, Robert (CB), Cincinnati	2004-06
Taylor, Chester (RB), Toledo	2011
Taylor, Curtis (S), Louisiana State	2013
Taylor, Jay (CB), San Jose State	1989-92
Taylor, Kerry (WR), Arizona State	2012-13
Taylor, Mike (TE), Southern California	1973
Taylor, Stephan (RB), Stanford	2013-16
Teeuwis, Len (T), Tulane	1954-57
Terry, Ryan (RB), Iowa	1995-96
Tharpe, Larry (T), Tennessee State	1995
Thaxton, Jim (TE), Tennessee State	1978
Thomas, Jim (G), Oklahoma	1939-40
Thomas, Logan (DB), Virginia Tech	2014
Thomas, Ralph (E), San Francisco	1952
Thomas, Earl (WR), Houston	1974-75
Thompson, Anthony (RB), Indiana	1990-92
Thompson, Everett (DE), Washington	2013
Thompson, Harry (G), UCLA	1955
Thompson, Ken (WR), Utah State	1982-83
Thompson, Norm (DB), Utah	1971-76
Thompson, Ray (LB), Tennessee	2000-04
Thompson, Ricky (WR), Baylor	1982
Thornton, Bill (RB), Nebraska	1963-65, '67
Thornton, Bruce (DE), Illinois	1982
Thurbon, Bob (B), Pittsburgh	1944
Thurman, Dennis (FS), Southern California	1986
Tilley, Pat (WR), Louisiana Tech	1976-86
Tillman, Pat (S), Arizona State	1998-2001
Times, Ken (DT), Southern	1981
Tinsley, Gaynell (E), Louisiana State	1937-38, '40
Tinsley, Jess (T), Louisiana State	1929-33
Tipton, Gregg (QB), Hawaii	1987
Tipton, Howard (B), Southern California	1933-37
Togafu, Pago (LB), Idaho State	2008-09
Tolbert, Jim (S), Lincoln (Mo.)	1973-75
Tore, Greg (CB), Saint Paul's (Va.)	2009-12
Tonelli, Mario (B), Notre Dame	1940, '45
Toner, Cole (G), Harvard	2016
Toogood, Charley (G), Nebraska	1957
Toscani, Frank (B), Saint Mary's (Calif.)	1932
Tosi, Mao (DT), Idaho	2000-01
Towns, Lester (LB), Washington	2005
Towns, Robert (DB), Georgia	1960
Townsend, Curtis (LB), Arkansas	1978
Tracey, John (LB), Texas A&M	1959-60
Traynickett, Mark (G), Nebraska	1988, '89
Tays, Jim (B), Penn State	1925
Triplett, Bill (RB), Miami (Ohio)	1962-63, '65-66
Triplett, Walby (B), Penn State	1952-53
Trippi, Charley (B), Georgia	1947-55
Trippuca, Frank (DB), Notre Dame	1950-52
Truluck, R-Kal (DE), SUNY-Cortland	2005
Tubbs, Jerry (LB), Oklahoma	1957-58
Tucker, Mark (C), Southern California	1993-94
Tuerk, Max (C), Southern California	2017
Tuman, Jerame (TE), Michigan	2008
Tupa, Tom (QB/P), Ohio State	1988-91
Turner, Herschel (G/T), Kentucky	1964-65
Turner, Marcus (DB), UCLA	1989-91
Tyler, Pete (B), Hardin-Simmons	1937-38

U	
Ucovich, Mitch (T), San Jose State	1945
Ulrich, Charles (T), Illinois	1954-58
Underwood, John (G), None	1929
Upshaw, Marvin (DT), Trinity (Tex.)	1976
Urban, Jerheme (WR), Trinity	2007-09
Usher, Darryl (WR), Illinois	1989

V	
Vallejo, Elliot (T), Cal-Davis	2008
Vallies, Hakeem (TE), Monmouth	2016
Vanden Bosch, Kyle (DE), Nebraska	2001-04

Vander Poel, Mark (T), Colorado	1994
Van Galder, Tim (QB), Iowa State	1972-74
Vanzo, Fred (B), Northwestern	1941
Vatterott, Charles (T), Southwest Texas State	1987
Vaughan, Charles (B), Tennessee	1936
Veldheer, Jared (T), Hillsdale	2014-17
Vesser, John (E), Idaho	1927, '30-31
Villa, Danny (C/G/T), Arizona State	1992
Vincent, Keyrick (G), Mississippi	2007
Vodicka, Joe (B), None	1945
Vokaty, Otto (B), Heidelberg	1933
Vokot, Bill (G), Tulsa	1934-39

W	
Wadsworth, Andre (DE), Florida State	1998-00
Wagennann, Zack (LB), Montana	2015
Wager, Clint (E), St. Mary's (Minn.)	1943, '45
Wagstaff, Jim (B), Idaho State	1959
Wahler, Jim (DT), UCLA	1989-92
Wahfield, Fred (DE/OT/TE), Illinois	2001-06
Walczak, Mark (TE), Arizona	1988
Waldron, Austin (G), Gonzaga	1927
Walker, Charles (DT/DE), Duke	1964-72
Walker, Darwin (DT), Tennessee	2000
Walker, Quentin (RB), Virginia	1984-85
Walker, Reggie (LB), Kansas State	2009-12
Wallerstedt, Brett (LB), Arizona State	1993
Wallner, Fred (G), Notre Dame	1951-52, '54-55
Walls, Raymond (CB), Southern Mississippi	2005
Walters, Troy (WR), Stanford	2006
Walz, Zack (LB), Dartmouth	1998-2001
Ware, Matt (CB/S), UCLA	2006-10
Ware, Derek (TE), Central State (Okla.)	1992-94
Warner, Kurt (CB), Northern Iowa	2005-09
Washington, Chris (LB), Iowa State	1990
Washington, Daryl (LB), Texas Christian	2010-13
Washington, Eric (DB), Texas-El Paso	1972-73
Washington, Lionel (DB), Tulane	1983-86
Waters, Andre (S), Cheyenne State	1994
Watford, Erry (T/G), James Madison	2013-17
Watford, Gerry (E), Alabama	1953-54
Watkins, Bob (B), Ohio State	1958
Watkins, Todd (WR), Brigham Young	2006
Watson, Gabe (DT), Michigan	2006-10
Watt, Walt (B), Miami (Fla.)	1945
Weatherspoon, Sean (LB), Missouri	2015
Weaver, Charles (G), Chicago	1930
Weber, Chuck (LB), West Chester State	1956-58
Wedel, Dick (G), Wake Forest	1948
Wedige, Scott (C), Northern Illinois	2012
Wehrli, Roger (CB), Missouri	1969-82
Weller, Ray (T), Nebraska	1926-27
Wells, Beanie (RB), Ohio State	2009-12
Wells, Reggie (G/T), Clarion	2003-09
Welter, Tom (G/T), Nebraska	1987
Wendt, Ken (G), Marquette	1932
West, Jeff (P), Cincinnati	1975
West, Stan (G), Oklahoma	1956-57
West, William (DB), Oregon	1960-61
Westerman, Jamaal (LB), Rutgers	2012
Wetzel, John (G/T), Boston College	2016
Whalen, Bill (T), None	1920-24
Wham, Tom (E), Furman	1949-51
Wheeler, Ernie (B), North Dakota State	1939, '42
Wheeler, Ted (G), West Texas State	1967-68
Whitaker, Bill (DB), Missouri	1983-84
White, Anthony (RB), Kentucky	2002
White, Arthur (G), Alabama	1940-41
White, Corey (CB), Samford	2015
White, Paul (RB), Texas-El Paso	1970-71
White, Ray (LB), Syracuse	1975-76
Whiting, Teag (G), Brigham Young	2002-03
Whitley, Eddie (CB), Virginia Tech	2014
Whitman, Laverne (B), Tulsa	1951-53
Wicks, Bob (WR), Utah State	1972
Widerquist, Chet (T), Washington & Jefferson	1926-28
Wile, Matt (P), Michigan	2016
Willard, Ken (RB), North Carolina	1974
Williams, Aeneas (CB), Southern	1991-2000
Williams, Bobby (DB), Central State (Okla.)	1966-67

Williams, Brandon (CB), Texas A&M	2016
Williams, Brandon (LB), Texas Tech	2011
Williams, Chad (WR), Washington	2017
Williams, Chris (DL), American International	1991
Williams, Clarence (RB), Michigan	1999-2000
Williams, Clyde (T), Southern	1967-71
Williams, Dan (DT), Tennessee	2010-14
Williams, Dave (WR), Washington	1967-71
Williams, Eric (LB), Southern California	1977-82
Williams, Gerald (CB), Langston	1980
Williams, Herb (DB), Southern	1981-82
Williams, Jake (T), Texas Christian	1929-33
Williams, James (CB), Fresno State	1994
Williams, Jamie (TE), Nebraska	1983
Williams, Karl (WR/PR), Texas A&M Kingsville	2004
Williams, Kervynn (RB), Utah State	2014-17
Williams, Kevin (WR), Miami (Fla.)	1997
Williams, Rex (C), Texas Tech	1940
Williams, Ryan (RB), Virginia Tech	2011-13
Williams, Stephen (WR), Toledo	2010-11
Williams, Teddy (WR), Texas-San Antonio	2013
Williams, Tramron (CB), Louisiana Tech	2017
Williams, Willie (T), Louisiana State	1990-92
Williams, Xavier (DT), Northern Iowa	2015-17
Willingham, Larry (DB), Auburn	1971-72, '76
Wilson, Adrian (SS), North Carolina State	2001-12
Wilson, Bernard (DT), Tennessee State	1994-98
Wilson, Bill (E), Gonzaga	1935-37
Wilson, Gordon (C), Texas Mines	1942-43, '45
Wilson, Karl (DE), Louisiana State	1989
Wilson, Larry (S), Utah	1960-72
Wilson, Mike (DB), Western Illinois	1969
Winston, Eric (T), Miami (Fla.)	2013
Withrow, Cal (C), Kentucky	1974
Wolf, Joe (T/G), Boston College	1989-97
Wolfe, Ron (RB), West Virginia	1985-91
Womack, Floyd (G), Mississippi State	2011
Wood, Bob (T), Alabama	1940
Wood, Mike (P/K), Southeast Missouri State	1978-79
Woodeshick, Tom (RB), West Virginia	1972
Woodley, LaMarr (LB), Michigan	2015
Woodruff, Jim (E), Pittsburgh	1926
Woods, LeVar (LB), Iowa	2001-04
Woods, Abe (DB), Illinois	1965-66
Woolsey, Rolly (DB), Boise State	1978
Word, Barry (RB), Virginia	1994
Wortman, Keith (G), Nebraska	1976-81
Wragge, Tony (G), New Mexico State	2002-03
Wright, Charles (CB), Tulsa	1987
Wright, Jason (RB), Northwestern	2009-10
Wright, Nate (DB), San Diego State	1969-70
Wright III, Scooby (LB), Arizona	2016
Wright, Steve (T), Alabama	1972
Wright, Willie (TE/H-B), Wyoming	1992
Wukits, Al (C), Duquesne	1944
Wyche, Sam (DB), Furman	1976

Y	
Yablonski, Ventan (B), Columbia	1948-51
Yankowski, Ron (DE), Kansas State	1971-76
Yarr, Tom (C), Notre Dame	1933
Yeisley, Don (E), None	1927-28
Young, Bob (G), Howard Payne	1972-79
Young, D.J. (T), Michigan State	2011
Young, Lonnie (FS), Michigan State	1985-90
Young, Michael (LB), Illinois	2002-03
Younger, Jordan (DB), Connecticut	2000
Z	
Zamort, Ronald (CB), Western Michigan	2017
Zandofsky, Mike (G), Washington	1989
Zastudil, Dave (P), Ohio	2011-14
Zelenick, Frank (T), Ogleshorpe	1939
Zellner, Peppi (DE), Fort Valley State	2004
Zimny, Bob (T), Indiana	1945-49
Zoia, Clyde (G), Notre Dame	1920-23
Zook, John (DE), Kansas	1976-79
Zontini, Lou (B), Notre Dame	1940-41
Zordich, Michael (S), Penn State	1989-93

2	Bartel, Richard (OB), Tarleton State	2010-11	Grammatica, Bill (K), South Florida	2001-03	Rooney, Bill (C), None	1929
	Brown, Drew (P), Georgia	2014-16	Grant, Hugh (B), St. Mary's (Calif.)1928	Rundquist, Elmer (T), Illinois	1929
	Dunn, Joe (B), Maryland	1925-26	Hall, John (B), Texas Christian (also wore #77)	1940-41, '43	Schroeder, Jay (QB), UCLA	1994
	Furcer, Will (OB), Virginia Tech	1925-26	Hogan, Tom (T), Detroit1926	Schubert, Eric (K), Pittsburgh	1986
	Guns, Ben (B), Grove City	1927-28	Ivy, Frank (Pop.), (E), Oklahoma (also wore #42, 51)	1940-42	Shaw, Dennis (DB), San Diego State	1974-75
	Lee, Andy (P), Pittsburgh	1937-38		'45-'47	Tinsley, Gaynell (E), Louisiana State (also wore #31, 49)	
	Mohardt, John (B), Notre Dame (also wore #15)	1922-23	Johnson, Ray (B), Denver1940		1937-38, '40
	Peterson, Todd (K), Georgia	1994	Kupp, Craig (OB), Catholic Lutheran1991	Weller, Ray (T), Nebraska	1926-27
	St. Pierre, Brian (OB), Boston College	2008-09	Leggett, Dave (B), Ohio State	1955	Widquist, Chet (T), Washington & Jefferson	1926-28
	Trippi, Charles (B), Georgia (also wore #62)	1947-55	Leinart, Matt (QB), Southern California	2006-09		
	Zoia, Clyde (G), Notre Dame (also wore #8)	1920-23	Marchbroda, Ted (DB), Detroit1957		
			Nagel, Ray (T), UCLA	1953		

4	Anderson, Ed (E), Notre Dame (also wore #16, 22)	1922-25	Cowling, Jerry (B), Notre Dame	1950	Roach, John (QB), Southern Methodist	1956, 59-60
	Bary, Norm (B), Notre Dame	1921	Egan, Dick (E), Wilmington (also wore #7)	1920-23	Roberts, Andre (WR), The Citadel	1910-13
	Dawson, Phil (K), Texas	2017-	Foster, Ralph (T), Oklahoma A&M (also wore #60, #64, 77)	1945-46	Romaniuk, Steve (G), Villanova	1953-54
	Dysett, Zach (QB), Miami (Ohio)	2016	Johnson, Dirk (P), Northern Colorado	2008	Russell, Doug (B), Kansas State (also wore #32, 33)	1934-39
	Feely, Jay (K), Michigan (also wore #3)	2010-13	Keenan, Sean (QB), Williams (Mass.)	2000	Swanson, Evar (E), Lombard	1925-27
	Hasselbeck, Tim (QB), Boston College	2007	Keenan, Sean (QB), Williams (Mass.)	2000	Stanley, Chad (P), Stephen F. Austin	2001
	King, Shaun (QB), Tulane	2004	McMahon, Jim (QB), Brigham Young	1994	Tipton, Greg (QB), Hawaii	1987
	Kolb, Kevin (QB), Houston	2011-12	Method, Russ (B), None	1929	Tyler, Pete (B), Hardin-Simmons	1937-38
	Levy, Chuck (WR/BR/RS), Arizona	1994-95	Pancieri, Don (QB), San Francisco	1952	Vaughan, Charles (B), Tennessee	1936
	Mahoney, Ike (B), Creighton	1925-28, '31	Quigley, Ryan (P), Boston College	2016	Vokaty, Otto (B), Heidelberg	1933
	McGee, Bob (T), Santa Clara	1938	Sauter, Cory (QB), Minnesota	1998	Zelencik, Frank (T), Ogleshorpe	1939
	Reed, Joe (B), Louisiana State (also wore #16, 19)	1937, '39	Zastudil, Dave (P), Ohio	2011-14		
	Tavis, Jim (B), Penn State	1925				

6	Swardy, Larry (P), Pittsburgh	1980	Greisen, Chris (OB), Northwest Missouri State	1999-01
	Vesser, John (E), Idaho (also wore #28, 36)	1927-30	Koehler, Bob (G), Northwestern (also wore #5, 18, 19)	1921-26
	Zontini, Lou (B), Notre Dame	1940-41	Lindley, Ryan (OB), San Diego State	2012-14
			Loyd, Mike (OB), Missouri Southern State	1979-80
			Madden, Lloyd (B), Colorado Mines	1940
			Marelli, Ray (G), Notre Dame	1928
			Marquardt, John (E), Illinois	1921
			McIvor, Rick (OB), Texas	1984-85
			Nelson, J.J. (WR), Alabama-Birmingham	2015-
			Newhouse, Reggie (WR), Baylor (also wore #87)	2003-05
			Nofsinger, Terry (OB), Utah	1965-66
			Roberts, Hal (P), Houston	1974
			Slater, Fred (T), Iowa (also wore #47, 91)	1926-31
			Watkins, Todd (WR), Brigham Young	2006
			Williams, Kevin (WR), Miami (Fla.) (also wore #84)	1997
			Williams, Stephen (WR), Toledo (also wore #18)	2010-11

267

Case, Stoney (QB), New Mexico	1995-98
Christman, Paul (QB), Missouri (also wore #4)	1945-49
Cuzzo, Gary (QB), Virginia	1972
Curran, Harry (B), Boston College	1920-21
Cuzon, Harry (B), None	1928
Floyd, Michael (WR), Notre Dame	2012-16
Holiday, Carlyle (WR), Notre Dame	2005-06
Houghton, Jerry (T), Washington State	1951
Loman, Neil (QB), Portland State	1981-89
Mohardt, John (B), Notre Dame (also wore #2)	1922-23
Parker, Buddy (B), Centenary	1937-43
Parsons, Preston (QB), Northern Arizona	2002-03
Pisarkiewicz, Steve (QB), Missouri	1977-79
Springsteen, Bill (E), Lehigh (also wore #18)	1927-28
Spurlock, Michael (WR), Mississippi	2006
Wyche, Sam (QB), Furman	1976
Zimny, Bob (T), Indiana (also wore #63)	1945-49

16

Adams, Henry (C), Pittsburgh	1939
Anderson, Ed (E), Notre Dame (also wore #4, 22)	1922-25
Austin, Kent (QB), Mississippi	1986
Brennan, Willis (T), None (also wore #18, 19)	1920-27
Buck, Mike (QB), Maine	1995
Camarrillo, Rich (P), Washington	1989-93
Erickson, Mickey (C), Northwestern	1930-31
Hill, King (QB), Rice	1960-69
Knight, Charles (C), None	1920-21
Lisch, Rusty (QB), Notre Dame	1980-84
Navare, John (QB), Michigan	2004-06
Plasman, Dick (E), Vanderbilt	1946-47
Plummer, Jake (QB), Arizona State	1997-02
Ross, Jeremy (WR), California	1990
Van Galder, Tim (QB), Iowa State	1972-74
Williams, Chad (WR), Grambling State	2017
Williams, Teddy (WR), Texas-San Antonio	2013

17

Arapostathis, Evan (P/K), Eastern Illinois	1986
Berger, Mitch (P), Colorado	2007
Blumer, Herb (E), Missouri (also wore #15, 20)	1925-30, '33
Brown, Dave (QB), Duke	1998-2001
Butts, Ed (B), Ohio State (also wore #3)	1929
Byrd, LaRon (WR), Miami (Fla.)	2012-13
Chandler, Chris (QB), Washington	1991-93
Compton, Ogden (QB), Hardin-Simmons	1950
Del Greco, Al (C), Auburn	1987-90
Folz, Art (B), Chicago (also wore #14)	1923-25
Hanlon, Bob (B), Loras	1948
Hart, Jim (QB), Southern Illinois	1966-83
Jones, Onrea (WR), Hampton	2010
Krieg, Dave (QB), Milton	1995
Kuharchuk, Joe (G), Notre Dame (also wore #88)	1940-41, '45
Larson, Fred (C), Notre Dame	1929
Lauro, Lin (B), Pittsburgh	1951
Mason, Joel (E), Western Michigan	1939
Merkovsky, Elmer (T), Pittsburgh	1944
Montgomery, Ralph (T), Centre	1923
Nolan, Earl (T), Arizona	1937-38
Parker, Ezekiel (WR), Louisville	2002
Randolph, Clare (C), Indiana	1930
Rever, Freeman (E), Tulane (also wore #62, 63)	1943, '45
Reynolds, Mack (QB), Louisiana State	1958-59
Root, Jim (QB), Miami (Ohio)	1953, '56
Rydzewski, Frank (T), Notre Dame	1921
Schneidman, Herman (B), Iowa	1940
Stuckey, Chansi (WR), Clemson	2011
Swartz, Chris (QB), Morehead State	1994
Waldron, Austin (G), Gonzaga	1927

18

Albert, Sergio (K), U.S. International	1974
Babarsky, Al (T), Fordham (also wore #24, 46)	1938-39, '41-42
Birdsong, Carl (P), Southwestern Oklahoma State	1981-85
Brennan, Willis (T), None (also wore #16, 19)	1920-27
Bundy, Marquis (WR), New Mexico	2016
Currihan, Don (E), Boston College (also wore #54)	1924
Ellis, Walt (T), Detroit	1926-27
Gasnor, Charles (E), North Dakota	1937
Harmon, Ham (C), Tulsa	1939
Holm, Bernie (B), Alabama	1932
Hughes, Bernie (C), Oregon	1934-36
Kiesling, John (WR), Southern California (also wore #80)	1990-92
Kiesling, Walt (G), St. Thomas (Minn.) (also wore #19, 49)	1929-33
Kiley, Roger (E), Notre Dame	1923
Koehler, Bob (G), Northwestern (also wore #5, 14, 18, 19)	1921-26
Komar, Max (WR), Idaho	1920
Knox, Kevin (WR), Florida State (also wore #82)	1994
Larson, Lou (B), None	1929

Manges, Mark (QB), Maryland	1978
McCluggage, Andy (WR), Tennessee	1999-99
Moe, Hal (B), Oregon State	1933
Mullenbaxe, Lee (C), Texas	1938
Petrovich, George (T), Arizona	1949-50
Schwartz, Elmer (B), Washington State	1932
Soliday, Jake (WR), Northern Iowa	2002
Springsteen, Bill (E), Lehigh (also wore #15)	1927-28
Stout, Cliff (QB), Youngstown State	1986-88
Taylor, Kerry (QB), Arizona State	2012-13
Waltnier, Fred (G), Notre Dame (also wore #61, 68)	1951-52, '54-55
Williams, Stephen (WR), Toledo (also wore #14)	2010-11

19

Agudosi, Carlton (WR), Rutgers	2017
Brennan, Willis (T), None (also wore #16, 18)	1920-27
Ginn Jr., Ted (WR), Ohio State	2014
Halloran, Shawn (QB), Boston College	1987
Hubert, Chris (WR), Fayetteville State	2016
Jenkins, Marlay (WR), Nebraska-Omaha (also wore #82)	1999-02
Kiesling, Walt (G), St. Thomas (Minn.) (also wore #18, 49)	1929-33
Killiter, Lyons (G), None	1928
Koehler, Bob (G), Northwestern (also wore #5, 14, 18, 19)	1921-26
Leonard, John (T), Indiana (also wore #12)	1922-23
Lillard, Joe (B), Oregon State	1932-33
Long, Lance (WR), Mississippi State	2009
May, Bill (B), Louisiana State	1937-38
McCoy, LeRon (WR), Indiana (PA)	2005-06
Mehringner, Pete (T), Kansas (also wore #23)	1934-36
Murphy, Jim (B), St. Thomas (Minn.)	1928
Poole, Nathan (WR), Marshall (also wore #89)	2001-03
Reed, Joe (WR), Louisiana State (also wore #4, 16)	1937, '39
Rucinski, Ed (E), Indiana (also wore #51)	1943-46
Sacca, Tony (QB), Penn State	1992-93
Skelton, John (QB), Fordham	2010-12
Smith, Charles (B), Georgia	1947
Spiller, Phil (QB), California State-Los Angeles	1967
Tupa, Tom (QB/P), Ohio State	1988-91
Underwood, John (G), None	1929
Williams, Jake (T), Texas Christian (also wore #42)	1929-33
Wood, Mike (P/K), Southeast Missouri State	1978-79

20

Anderson, Damien (RB), Northwestern (also wore #22)	2002-05
Auer, Howard (T), Michigan	1933
Bayley, Claron "Munk" (DB), Utah	1964-65
Bayley, Johnny (RB/KR), Texas A&I	1992-93
Barber, Mike (WR), Marshall	1989
Barnes, Mike (DB), Texas-Arlington	1967-68
Bell, Gordon (RB), Michigan	1978-79
Blumer, Herb (E), Missouri (also wore #15, 17)	1925-30, '33
Brown, Ralph (CB), Nebraska	2007-09
Buccannon, Deane (SLB), Washington State (also wore #36)	2014
Cason, Antoine (CB), Arizona	2013
Chappell, Leon (G), None	1920-21
Coffee, Jim (B), Louisiana State	1932-38
Cross, Bill (B), West Texas State (also wore #90)	1951-53
Curtis, Travis (FS), West Virginia	1987-88
Dwyer, Jonathan (RB), Georgia Tech	2014
Farr, Miller (DB), Wichita State	1970-72
Goble, Les (B), Alfred	1954-55
Hall, Ken (RB), Texas A&M	1959, '61
Jefferson, A.J. (CB), Fresno State	2010-11
Kennedy, George (G), St. Bonaventure	1930
Lewis, Woodley (B), Oregon	1956-59
Moore, Ronald (RB), Pittsburg State (Kan.) (also wore #30)	1993-94, '97
Neuman, Bob (E), Illinois Wesleyan	1934-36
Oliver, Clancy (CB), San Diego State	1973
Ramsey, Garrard (G), William & Mary	1946-51
Reid, Lamont (CB), North Carolina State (also wore #23)	2005
Robt, Hal (B), Wisconsin State-Oshkosh	1945
Sensibaugh, Mike (S), Ohio State	1972-77
Vodicka, Joe (B), None	1945
Waters, Andre (S), Cheyney State	1994
Willard, Ken (RB), North Carolina	1974

21

Abdullah, Hamza (S), Washington State (also wore #23, 41)	2009-11
Beal, Norm (DB), Missouri	1962
Blackwell, Hal (B), South Carolina	1945
Bohlmann, Frank (G), Marquette	1942
Campbell, Bill (G), Oklahoma (also wore #53)	1945-49
Davis, Cedric (CB), Tennessee State	1995
Davis, Dexter (DB), Clemson (also wore #48)	1991-93
Dowling, Pat (E), DePaul	1929
Eaton, Tracey (S), Portland State	1990
Greene, Ed (E), Loyola (Ill.)	1926-27
Hardy, Jim (B), Southern California (also wore #22, 24)	1949-51

Hill, Renaldo (CB), Michigan State (also wore #45)	2001-04
Horstmann, Roy (B), Purdue (also wore #42)	1934
Jackson, Mark (CB), Abilene Christian	1987
Johnson, Al (B), Kentucky	1939-41
Keane, Tom (B), West Virginia	1955
Kingley, Elsworth (B), Tulane	1954
Loyola, Les (B), Loyola (Ill.)	1931-33
Metcalf, Eric (WR/KR), Texas	1998
Metcalf, Terry (RB), California State-Long Beach	1973-77
Miniefield, Kevin (DB), Arizona State	1997
Pangle, Hal (B), Oregon State	1935-38
Peterson, Patrick (CB), Louisiana State	2011
Robnett, Marshall (G), Texas A&M (also wore #43)	1943, '45
Rolle, Antrel (CB/SS), Miami	2005-09
Sandifer, Dan (B), Louisiana State	1953
Sears, Jim (DB), Southern California	1954, '57-58
Smith, Wilfred (E), DePaul	1923-25
Stief, Dave (WR), Portland State (also wore #84)	1978-82
Stovall, Jerry (DB), Louisiana State	1963-71
Tinsley, Jess (T), Louisiana State (also wore #31)	1929-33
Whitman, Laverne (B), Tulsa	1951-53
Williams, Clarence (RB), Michigan	1999-2000
Williams, James (CB), Fresno State	1994
Wiesley, Don (E), None	1927-28

22

Anderson, Damien (RB), Northwestern (also wore #20) 2002-05	
Anderson, Ed (E), Notre Dame (also wore #4, 16)	1922-25
Baker, Conway (T), Centenary	1936-43, '45
Bul, Alex (B), Colorado A&M	1956
Butler, Crendon (CB), Clemson (also wore #32)	2011-12
Carter, Dychod (CB), Kansas State (also wore #38)	2004-05
Duerson, Dave (DB), Notre Dame	1991-93
Gault, Prentice (RB), Oklahoma	1961-67
Gay, William (CB), Louisville	2012
Gehrke, Fred (B), Utah	1950
Gordon, Lou (T), Illinois	1930-35
Hardy, Jim (B), Southern California (also wore #21, 24)	1949-51
Higgs, Mark (RB), Kentucky	1994-95
Jackson, Charles (B), Southern Methodist	1998
Jefferson, Tony (S), Oklahoma	2013-16
Kay, Bill (DB), Purdue	1984
Knight, Tom (CB), Iowa (also wore #24)	1997-2001
Lougan, T.J., (RB), North Carolina	2017
Maloff, Ray (B), Southern Methodist (also wore #78, 98)	1941, '46-48

Paul, Don (DB/DB), Washington State (also wore #37) 1950-53	
Sachs, Len (E), Loyola (Ill.) (also wore #7)	1920-23, '25
Smith, Emmitt (RB), Florida	2003-04
Starks, Duane (CB), Miami (Fla.) (also wore #28)	2002-04
Wear, Matt (CB/SS), UCLA	2006-10
Wehrli, Roger (CB), Missouri	1969-82
Wilson, Adrian (SS), North Carolina State (also wore #24)	2001-12

23

Abdullah, Hamza (S), Washington State (also wore #21, 41)	2009-11
Blazine, Tony (T), Illinois Wesleyan	1935-40
Bradford, Ronnie (CB), Colorado	1996
Butler, John (B), Tennessee	1944
Clement, John (B), Southern Methodist	1941
Fleming, Jamell (CB), Oklahoma	2012-13
Granger, Charles (G/T), Southern	1961
Hrice, Marion (RB), Arizona State	2014
Garst, Garrison (RB), Georgia	1993-95
Hunter, Darrell (CB), Miami (Ohio)	2006
Johnson, Chris (RB), East Carolina	2015-17
McCabe, Trumaine (CB), Mississippi	2013
McBrien, Bryan (S), Southern Methodist	2010
McGee, Dell (CB), Auburn (also wore #24)	1996-98
Mehringner, Pete (T), Kansas (also wore #19)	1934-36
Paremore, Bob (RB), Florida A&M	1963-64
Perlin, Benny (FS), Alabama	1982-85
Peterson, Adrian (RB), Oklahoma	2017
Reid, Lamont (CB), North Carolina State (also wore #20)	2005
Rhinehart, Coby (DB), Southern Methodist	1999-03
Roiland, Johnny (RB), Missouri	1966-72
Scott, Ed (FS), Grambling	1987
Speegle, Cliff (C), Oklahoma (also wore #64)	1945
Stone, Ken (DB), Vanderbilt	1977-80
Thurman, Dennis (FS), Southern California	1986
Turner, Marcus (DB), UCLA	1989-91
Walls, Raymond (CB), Southern Mississippi	2005
Whalen, Bill (T), None	1920-24

24

Babarsky, Al (T), Fordham (also wore #18, 46) 1938-39, '41-42	
Baker, Roy (B), Southern California	1929-30
Bates, Mario (RB), Arizona State	1998-99
Brosky, Al (B), Illinois	1954



Brown, Terry (DB), Oklahoma State . . . 1969-70
 Carr, Jim (B), Morris Harvey . . . 1955, '57
 Cochran, John (B), Wake Forest . . . 1947-50
 Collins, Paul (B), Missouri . . . 1945
 Creighton, Milan (E), Arkansas (also wore #25) . . . 1931-37
 Currie, Herschel (DB), Oregon State . . . 1994
 Hardy, Jim (B), Southern California (also wore #21, 22) . . . 1949-51
 Hunter, Patrick (CB), Nevada . . . 1995
 Hust, Al (E), Tennessee . . . 1946
 Kellogg, Clarence (B), St. Mary's (Calif.) . . . 1936
 Knight, Tom (CB), Iowa (also wore #22) . . . 1997-2001
 Kuzman, John (T), Fordham . . . 1944
 McCarthy, John (B), St. Francis . . . 1994
 McGee, Dell (CB), Auburn (also wore #23) . . . 1996-98
 Morris, Wayne (RB), Southern Methodist . . . 1976-83
 O'Connor, Dan (G), Georgetown . . . 1920-24
 Olson, Carl (T), UCLA . . . 1942
 Patrick, Frank (B), Pittsburgh . . . 1938-39
 Psaltis, Jim (B), Southern California . . . 1953, '55
 Reynolds, John (C), Baylor . . . 1937
 Sitko, Emil (B), Notre Dame . . . 1951-52
 Stacy, William (DB), Mississippi State . . . 1999-03
 Watkins, Bob (B), Ohio State . . . 1958
 Wilson, Adrian (S), North Carolina State (also wore #22) . . . 2001-12
 Wolfey, Ron (RB), West Virginia . . . 1985-91

25

Bakken, Jim (K), Wisconsin . . . 1962-78
 Belden, Charles (B), St. Mary's (Calif.) (also wore #39) . . . 1929-31
 Blair, Stanley (CB), Southeastern Oklahoma State . . . 1990
 Blount, Eric (RB/KR), North Carolina . . . 1992-93
 Brooks, Carlos (DB), Bowling Green . . . 1995
 Bryant, Christian (S), Ohio State . . . 2016
 Chavous, Corey (DB), Vanderbilt . . . 1998-2001
 Christian, Marqui (S), Midwestern State . . . 2016
 Clark, Beryl (B), Oklahoma . . . 1940
 Creighton, Milan (E), Arkansas (also wore #24) . . . 1931-37
 Dowell, Gwyn (B), Texas Tech . . . 1945
 Eckl, Bob (T), Wisconsin (also wore #46) . . . 1945
 Goss, Jason (CB), Texas Christian . . . 2003
 Green, Roy (DB/WR), Henderson State (also wore #81) . . . 1979-90
 Green, Eric (CB), Virginia Tech . . . 2005-08
 Greene, Frank (B), Tulsa . . . 1934
 Higgins, Jim (G), Trinity Texas . . . 1941
 Koken, Mike (B), Notre Dame . . . 1933
 Krejci, Joe (E), Peru State (Ind.) . . . 1994
 McAfee, Fred (RB), Mississippi College . . . 1994
 McFadden, Bryant (CB), Florida State . . . 2009
 Mitchell, Roland (CB), Texas Tech . . . 1988-89
 Moore, Bill (B), Loyola (La.) . . . 1932
 Murphy, Bill (G), Washington (Mo.) (also wore #12) . . . 1940-41
 Neill, Jim (B), Texas Tech . . . 1939
 Nolan, Dick (B), Maryland . . . 1958
 Norton, Jerry (DB), Southern Methodist . . . 1959-61
 Olate, Ileany (FS), Southern California . . . 2004
 Powers, Jerraud (CB), Auburn . . . 2013-15
 Prentice, Travis (RB), Miami (Ohio) . . . 2002
 Rhodes, Kerry (FS), Louisville . . . 2010-12
 Schillingier, Andy (WR), Miami (Ohio) . . . 1988-89
 Sims, Ken (CB), Iowa . . . 1987
 Williams, Tramon (CB), Louisiana Tech . . . 2017

26

Apolskis, Ray (T), Marquette (also wore #69, 75) . . . 1941-42, '45-50
 Bogue, George (B), Stanford . . . 1930
 Brown, J.B. (DB), Maryland . . . 1998
 Cecil, Chuck (FS), Arizona . . . 1993
 Colbert, Randy (DB), Lamar . . . 1977
 Cook, Dave (B), Illinois . . . 1934-36
 Crump, Dwayne (DB), Fresno State . . . 1973-76
 Dougherty, Phil (C), Santa Clara . . . 1938
 Downs, Michael (FS), Rice . . . 1989
 Field, Arnold (WR), Montclair State . . . 1990-91
 Fisher, Mike (WR), Baylor . . . 1981
 Handler, Phil (G), Texas Christian (also wore #32, 46) . . . 1936
 Heidel, Jimmy (DB), Mississippi . . . 1966
 Hood, Roderick (CB), Auburn . . . 2007-08
 Hultz, George (DT), Southern Mississippi . . . 1962
 Johnson, Rashad (S), Alabama (also wore #49) . . . 2009-15
 Jones, Thomas (RB), Virginia . . . 2000-02
 Jones, Tony (DB), Syracuse (also wore #37) . . . 1995
 Latourette, Chuck (DB/P), Rice . . . 1967-68, '70-71
 Ledbetter, Homer (B), Arkansas . . . 1932-33
 Lotz, Thomas (RB), Oklahoma . . . 1979
 Lyles, Lester (FS), Virginia . . . 1998
 McDaniel, Emmanuel (CB), East Carolina . . . 2003
 Miller, Milford (G), Chadron State . . . 1936-37
 Price, Mitchell (DB), Tulane . . . 1992

Schmitt, George (S), Delaware . . . 1983
 Smith, Ben (DB), Georgia . . . 1995-96
 Smith, George (B), Villanova . . . 1943
 Steinbach, Larry (T), St. Thomas (Minn.) . . . 1931-33
 Tate, Robert (CB), Cincinnati . . . 2004-06
 Wells, Beanie (RB), Ohio State . . . 2009-12
 Williams, Brandon (CB), Texas A&M . . . 2016

27

Adams, Michael (CB) Louisiana-Lafayette . . . 2007-12
 Allen, Carl (DB), Southern Mississippi . . . 1977-82
 Branch, Tyron (S), Connecticut . . . 2016-17
 Diehl, Charles (G), Idaho . . . 1930-31
 Dugan, Len (C), Wichita (also wore #46, 48) . . . 1937-39
 Eusan, Nijrell (DB), Arizona State . . . 2002
 Howard, Ty (CB), Ohio State (also wore #29) . . . 1997-98
 Johnson, Gregory (SS), Oklahoma State . . . 1987
 Lokanc, Joe (G), Northwestern . . . 1941
 Macklin, David (CB), Penn State . . . 2004-06
 Martin, Glen (B), Southern Illinois . . . 1932
 Mays, Tony (FS), Kentucky . . . 1990-92
 Moes, Eddie (RB), Southeast Missouri State . . . 1973-76
 Nelson Jr., Robert (CB), Arizona State . . . 2015
 Oldham, Chris (DB), Oregon . . . 1991, '92, '93-94
 Paul, Tito (DB), Ohio State . . . 1996-97
 Shivers, Roy (RB), Utah State . . . 1955-72
 Taylor, Curtis (S), Louisiana State . . . 2013
 Taylor, Jay (CB), San Jose State . . . 1989-92
 Tipton, Howard (B), Southern California (also wore #34) . . . 1933-37
 White, Corey (CB), Samford . . . 2015

28

Arrington, J.J. (RB), California . . . 2005-08
 Bennett, Tommy (S), UCLA . . . 1996-2000
 Berry, Gil (B), Illinois . . . 1935
 Bethel, Justin (CB), Presbyterian (also wore #31) . . . 2012-17
 Bonelli, Ernie (B), Pittsburgh . . . 1945
 Carter, Ross (G), Oregon . . . 1936-39
 Ciccone, Ben (C), Duquesne . . . 1942
 Evans, Dick (E), Iowa (also wore #35) . . . 1940-43
 Farmer, Ted (RB), Oregon . . . 1978
 Flenniken, Max (B), Geneva . . . 1930
 Gilbin, Robert (DB), Houston . . . 1977
 Griffith, Homer (B), Southern California (also wore #3) . . . 1934
 Jeffery, Tony (RB), Texas Christian . . . 1988
 Lainhart, Porter (B), Washington State . . . 1933
 Lofton, Steve (DB), Texas A&M (also wore #42) . . . 1991-93
 Mendenhall, Rashard (RB), Illinois . . . 2013
 Nesbitt, Dick (B), Drake (also wore #47) . . . 1933
 Ogden, Ray (FL), Alabama . . . 1965-66
 Pittman, Charlie (RB), Penn State . . . 1970
 Rankin, Walt (B), Texas Tech (also wore #40, 42, 63) . . . 1941, '43, '45-47
 Rashad, Ahmad (WR), Oregon . . . 1972-73
 Shaw, Jesse (G), Southern California . . . 1931
 Stokes, Duane (CB), Miami (Fla.) (also wore #22) . . . 2002-04
 Stringer, Scott (DB), California . . . 1974
 Toler, Greg (CB), Saint Paul's (Va.) . . . 2009-12
 Toscani, Frank (B), St. Mary's (Calif.) . . . 1932
 Vesser, John (E), Idaho (also wore #10, 36) . . . 1927, '30-31

29

Britton, Earl (B), Illinois . . . 1929
 Bush, Michael (RB), Louisville . . . 2014
 Carter, Joe (E), Southern Methodist . . . 1945
 Clemons, Chris (S), Clemson . . . 2014-15
 Cosner, Don (B), Montana State . . . 1939
 Doyle, Ted (E), Nebraska . . . 1944
 Harris, Quentin (S), Syracuse . . . 2002-05
 Hobbly, Lufft (DB), Louisiana State . . . 1985
 Holloway, Johnny (CB), Kansas . . . 1987
 Holman, Scott (WR), Oregon . . . 1986
 Howard, Ty (CB), Ohio State (also wore #27) . . . 1997-98
 Keys, Brady (DB), Colorado State . . . 1966
 Lynch, Lorenzo (DB), California State-Sacramento . . . 1990-95
 Martin, John (CB), Oklahoma . . . 1941-44
 McDonnell, Mickey (B), None (also wore #44) . . . 1925-30
 Murrell, Adrian (RB), West Virginia . . . 1998-99
 Rodgers-Cromartie, Dominique (CB), Tennessee State . . . 2008-10
 Shelley, Dex (B), Texas . . . 1932
 Simon, Tharold (CB), Louisiana State . . . 2016
 Smith, Alfonso (RB), Kentucky (also wore #46) . . . 2010-13
 Taylor, Chester (RB), Toledo . . . 2011
 Williams, Gerald (CB), Langston . . . 1980
 Wood, Bob (T), Alabama . . . 1940
 Zamort, Ronald (CB), Western Michigan . . . 2017

30

Allen, Ed (E), Creighton . . . 1928

Ayanbadejo, Obafemi (FB), San Diego State . . . 2004-06
 Boyd, Bill (B), Westminster (Mo.) . . . 1930-31
 Bradley, Bill (DB), Texas . . . 1977
 Bradley, Hal (G), Iowa . . . 1928
 Brown, Lance (DB), Indiana . . . 1995-96
 Bryant, Charlie (RB), Allen (S.C.) . . . 1966-67
 Chiskid, Andy (C), Villanova . . . 1940-41
 Claypool, Ralph (C), Purdue (also wore #10) . . . 1925-26, '28
 Green, Marsha (CB), Mississippi . . . 2011
 Finn, Bernie (B), Holy Cross . . . 1932
 Ford, Rudy (S/CB), Auburn . . . 1937
 Hammond, Gary (WR), Southern Methodist . . . 1973-76
 Hansen, Cliff (B), Luther . . . 1933
 Hinchman, Hub (B), Butler (also wore #32) . . . 1933-34
 Lawrence, Jim (B), Texas Christian (also wore #8, 11) . . . 1936-39
 Little, David (TE), Middle Tennessee State . . . 1990
 McElroy, Leeland (RB), Texas A&M . . . 1996-97
 Mitchell, Stump (RB), Citadel . . . 1981-89
 Monahan, Regis (G), Ohio State . . . 1939
 Moore, Ronald (RB), Pittsburg State (Kan.) (also wore #20) . . . 1993-94, '97
 Morrow, John (G), Kearney State . . . 1937-38
 Person, Ara (TE), Morgan State . . . 1972
 Peterson, Ken (B), Gonzaga . . . 1935
 Shelby, Willie (RB), Alabama . . . 1978
 Simas, Bill (CB), St. Mary's (Calif.) . . . 1932-33
 Taylor, Stephen (RB), Stanford . . . 2013-16
 White, Anthony (RB), Kentucky . . . 2002
 White, Paul (RB), Texas-El Paso . . . 1970-71

31

Ashton, Josh (RB), Tulsa . . . 1975
 Beatty, Chuck (DB), North Texas State . . . 1972
 Bethel, Justin (CB), Presbyterian (also wore #28) . . . 2012-17
 Brown, Rod (FB), North Carolina State . . . 1997-98
 Cromartie, Antonio (CB), Florida State . . . 2014
 Daanen, Jerry (WR), Miami (Fla.) (also wore #41) . . . 1968-70
 Davis, Jerry (B), Southeast Louisiana . . . 1948-51
 Failing, Fred (G), Central J.C. (Kan.) . . . 1930
 Fain, Richard (DB), Florida . . . 1991
 Ferrell, Earl (RB), East Tennessee State . . . 1982-89
 Field, Harry (T), Oregon State . . . 1934-36
 Fife, Ralph (G), Pittsburgh . . . 1942, '45
 Fitzgibbon, Paul (B), Creighton . . . 1928
 Hammack, Malcolm (RB), Florida . . . 1955, 57-66
 Harris, Odie (DB), Sam Houston State . . . 1992-94
 Johnson, Amie (B), Lombard . . . 1927
 Hummel, David (RB), Northern Iowa . . . 2015
 Johnston, Jimmy (CB), Washington . . . 1946
 Marshall, Richard (CB), Fresno State . . . 2011
 Shipp, Marcel (RB), Massachusetts . . . 2001-07
 Symank, John (DB), Florida . . . 1963
 Terry, Ryan (RB), Iowa . . . 1995-96
 Tinsley, Gaynell (E), Louisiana State (also wore #11, 49) . . . 1937-38, '40

Tinsley, Jess (T), Louisiana State (also wore #21) . . . 1929-33
 Weaver, Charles (G), Chicago (also wore #32) . . . 1930
 Wilson, Gordon (C), Texas Mines . . . 1942-43, '45
 Wright, John (RB), Northwestern . . . 2009-10

32

Anderson, Otis (RB), Miami (Fla.) . . . 1979-86
 Banonis, Vince (C), Detroit (also wore #11) . . . 1942, '46-50
 Broughton, Nehemiah (FB), The Citadel . . . 2010
 Butler, Crezdon (CB), Clemson (also wore #22) . . . 2011-12
 Croom, Larry (RB), Nevada-Las Vegas . . . 2004
 Daddio, Bill (E), Pittsburgh . . . 1941-42
 Deskin, Versi (C), Drake (also wore #45) . . . 1935-39
 Flagar, Terrence (RB), Clemson . . . 1990-91
 Gray, Oscar (FB), Arkansas . . . 1995
 Grosverner, George (B), Colorado . . . 1936-37
 Handler, Phil (G), Texas Christian (also wore #26, 32) . . . 1930-36
 Harrison, Reggie (RB), Cincinnati . . . 1974
 Harvey, Frank (FB), Georgia . . . 1994
 Hayden, Leo (RB), Butler . . . 1972-73
 Hinchman, Hub (B), Butler (also wore #30) . . . 1933-34
 Holmer, Walt (B), Northwestern . . . 1931-32
 Jackson, James (RB), Miami (Fla.) . . . 2005
 James, Edgerrin (RB), Miami (Fla.) . . . 2006-08
 Johnson, LeShon (RB), Northern Illinois . . . 1995-97
 Jordan, Tony (RB), Kansas State . . . 1988-89
 Latin, Jerry (RB), Northern Illinois . . . 1975-78
 Lindsey, Corey (CB), Southern Illinois . . . 2011
 Mathieu, Tyrann (S), Louisiana State . . . 2013-17
 Mooney, Jim (T), Georgetown . . . 1935
 Pittman, Michael (RB), Fresno State . . . 1998-2001
 Russell, Doug (B), Kansas State (also wore #12, 33) . . . 1934-39
 Weaver, Charles (G), Chicago (also wore #31) . . . 1930
 Word, Barry (RB), Virginia . . . 1994

33

Barnes, Lawrence (RB), Tennessee State	1978
Belton, Willie (RB), Maryland State	1973-74
Bouie, Kevin (RB), Mississippi State	1991-92
Brown, Ivory Lee (RB), Arkansas-Pine Bluff	1997-99
Brown, Theotis (RB), UCLA	1979-81
Burch, John (RB), Tennessee-Martin	1989
Cahill, Ron (B), Holy Cross	1943
Cheatham, Lloyd (DB), Auburn (also wore #66)	1942
Creshawn, Willis (FB), Kansas State	1964-69
Evans, Earl (T), Harvard	1925
Glick, Frederick (DB), Colorado A&M	1960-61
Gray, Tim (DB), Texas A&M	1975
Green, Justin (DB), Montana	2009
Griffith, Homer (B), Southern California (also wore #28)	1934
Jackson, Roland (FB/LB), Rice	1962
Knoll, John (B), Creighton	1942, '45
Lee, Monte (LB), Texas	1961
Lind, Al (C), Northwestern	1936
Matson, Ollie (RB), San Francisco	1952-58
McAdoo, Derrick (RB), Baylor	1987-88
McClulloch, Hugh (B), Oklahoma	1940-41
McDonald, Brandon (CB), Memphis	2010
Morrow, Harold (FB), Auburn	2005
Oleskiewicz, Steve (B), California (also wore #36)	1953-57
Oleskiewicz, John (DT), Washington (also wore #36)	1976
Pappio, Joe (B), Haskell	1930
Powell, William (RB), Kansas State	2012
Russell, Doug (B), Kansas State (also wore #12, 32)	1934-39
Scobey, John (RB), Kansas State	2002-04
Semes, Bernie (B), Duquesne	1944
Walker, Quentin (RB), Virginia	1984-85
Williams, Kerynn (RB), Utah State	2014-17
Willingsham, Larry (DB), Auburn	1971-72, '76
Yablonski, Ventan (B), Columbia	1948-51

34

Clark, Jessie (RB), Arkansas	1988-89
Glassgow, Willis (B), Iowa	1931
Griffith, Robert (FS), San Diego State	2005-06
Harder, Pat (B), Wisconsin	1946-50
Heater, Don (RB), Montana Tech.	1972
Hickman, Larry (B), Baylor	1959
Hightower, Tim (RB), Richmond	2008-10
Huager, Terry (S), Georgia	1994-96
Hunter, Monty (DB), Salem College	1983
Jackson, Dexter (FS), Florida State	2003-04
Jones, Steve (RB), Duke	1974-78
Jue, Bhavoh (S), Penn State	2007
Koman, William (LB), North Carolina	1959-67
Makovic, Joel (FB), Nebraska	1999-02
Miller, Harlan (CB/SS), St. Louisiana	2016-17
Mumford, Tom (RB), Penn State	1985
Panelli, John (FB/LB), Notre Dame	1951-53
Parmele, Jalen (RB), Toledo	2014
Rooney, Cobb (E), None	1929-30
Rosema, Rocky (LB), Michigan	1968-71
Thompson, Anthony (RB), Indiana	1990-92
Tipton, Howard (B), Southern California (also wore #27)	1933-37
Williams, Ryan (RB), Virginia Tech	2011-13

35

Arenas, Javier (CB), Alabama	2013
Bruks, Carlel (CB), Adams State	2015
Brookert, Jeff (E), Louisiana State (also wore #88, 89)	1947
Carter, Dyshod (CB), Kansas State (also wore #22 and #38)	2004
Celestin, Oliver (SS), Texas Southern	2007
Childress, Joe (RB), Auburn	1960, '62-65
Duggins, George (E), Purdue (also wore #43)	1930
Evans, Dick (E), Iowa (also wore #28)	1940-43
Griffin, Jeff (CB), Utah	1981-85
Kochel, Mike (G), Fordham	1939
Kreider, Dan (FB), New Hampshire	2009
Maple, Howard (B), Oregon State	2005
Masters, Walt (DB), Pennsylvania (also wore #40)	1943-44
Mimbs, Robert (RB), Kansas	1988
Otis, Jim (RB), Ohio State	1973-78
Penny, Eljahaa (RB), Idaho	2017-
Rogers, Glyn (CB), Texas Christian	1939
Shazor, Ernest (S), Michigan	2005
Sherman, Anthony (FB), Connecticut	2011-12
Smith, Dennis (TE), Utah	1990
Stegert, Larry (RB), Texas A&M	1971
White, Arthur (G), Alabama	1940-41
Williams, Aeneas (CB), Southern	1991-00

36

Baker, Budda (S), Washington	2017-
------------------------------	-------

Balas, Frank (B), Iowa (also wore #44)	1941, '45
Barrett, David (CB), Arkansas	2000-03
Bucannon, Deone (S), Washington State (also wore #20)	2014
Bukant, Joe (B), Washington (Mo.)	1942-43
Butler, Jim (RB), Eastern Waters (Fla.)	1972
Christopherson, Ryan (FB), Wyoming	1996
Ferri, Diamond (RB), Syracuse	2006
Harrington, Perry (RB), Jackson State	1984-85
Lane, MacArthur (R), Utah State	1968-71
Mestrich, Frank (RB), Marquette	1960-61
Okoniewski, Steve (DT), Washington (also wore #33)	1976
Olszewski, Johnny (B), California	1953-57
Pasquariello, Ralph (B), Villanova	1951-52
Phillips, Rod (RB), Jackson State	1979-80
Reaves, Ken (S), Norfolk State	1974-77
Ribble, Loran (G), Hardin-Simmons	1933
Sikahema, Val (RB/KR), Brigham Young	1986-90
Sloan, Dwight (DB), Arkansas	1938
Stephens-Hawling, LaRod (RB), Pittsburgh	2009-12
Swearingin, D.J. (S), South Carolina	2015-16
Szot, Walt (T), Bucknell	1948-48
Thornton, Bill (RB), Nebraska	1963-65, '67
Vesser, John (E), Idaho (also wore #10, 28)	1927, '30-31
Withrow, Cal (C), Kentucky	1974

37

Allen, Jeff (DB), Iowa State	1971
Bell, Jeremiah (S), Eastern Kentucky	2013
Brown, Hardy (LB), Tulsa	1956
Centers, Larry (RB), Stephen F. Austin	1990-98
Considine, Sean (S), Iowa	2011
Cowan, Larry (RB), Jackson State	1987
Dixon, Brian (CB), NW Missouri State	2016
Fischer, Pat (DB), Nebraska	1961-67
Foster, D.J. (RB), Arizona State	2017-
Gerl, Joe (B), Georgia	1952
Goodman, Don (RB), Cincinnati (also wore #40)	1987
Greene, Ken (DB), Washington State	1978-82
Guldy, Kevin (CB), Louisiana State	1989
Jones, Tony (DB), Syracuse (also wore #26)	1995
King, Emmett (B), None	1954
Lach, Steve (B), Duke	1942
Mayes, Adrian (SS), Louisiana State	2004-05
Miligan, Hank (SS), Houston	2006
Moore, Ricky (FB), Alabama	1988
Owens, Mary (WR), San Diego State	1973
Paul, Don (DB/HB), Washington State (also wore #22)	1950-53
Philpott, Dean (B), Fresno State	1958
Rose, Gene (DB), Wisconsin (also wore #38)	1929-30
Schwall, Vic (B), Northwestern (also wore #89)	1947-50
Self, Clarence (B), Wisconsin	1949
Spinks, Jack (G), Alcorn A&M	1953
Stewart, Vaughn (G), Alabama	1943
Wilson, Mike (DB), Western Illinois	1969
Woodesick, Tom (RB), West Virginia	1972

38

Burns, Leonard (RB), California State-Long Beach	1972
Carter, Dyshod (CB), Kansas State (also wore #22 and #35)	2004
Cass, Bill (B), Louisiana State	1937
Dunstan, Elwyn (T), Portland	1938-39
Ellington, Andre (RB), Clemson	2013-17
Harris, Kenny (DB), North Carolina State	1997
Nelson, Lee (S), Florida State	1976-86
Rose, Gene (DB), Wisconsin (also wore #37)	1929-32
Sabados, Andy (G), Citadel	1939-40
Scales, Hurler (DB), North Texas State	1974
Shook, Fred (T), Texas Christian	1941
Triplett, Bill (RB), Miami (Ohio)	1962-63, '65-66
Zordich, Michael (S), Penn State	1989-93

39

Belden, Charles (B), St. Mary's (Calif.) (also wore #25)	1929-31
Bronson, John (TE/FB), Penn State (also wore #85)	2005-06
Bouka, Eike (CB), Calgary	2016
Cuccillo, Tom (RB), Ohio State	1953
DeCorreant, Bill (DB), Northwestern	1947-48
Dnulis, Al (B), Temple	1945-46
Edwards, Cid (RB), Tennessee State	1968-71
Harrell, William (RB), Pacific	1978-84
Henesey, Brian (RB), Bucknell	1994
Hughes, Robert (RB), Notre Dame	2014
Johnson, Johnny (RB), San Jose State	1990-92
McKinley, Dennis (FB), Mississippi State	1999-2002
Perko, John (G), Minnesota	1944
Richardson, C.J. (DB), Miami (Fla.)	1995
Sanders, James (S), Fresno State	2012
Sargent, Broderick (RB), Baylor	1986-87

40 (Retired)

Adams, Michael (CB), Arkansas State	1989
Brede, Bill (B), Oklahoma A&M	1954
Conrad, Bobby Joe (FL), Texas A&M	1960-68
Crow, Lindon (DB), Southern California	1955-57
Fisher, Ev (B), Santa Clara (also wore #10)	1938-39
Gay, Bill (B), Notre Dame	1951-52
Goodman, Don (RB), Cincinnati (also wore #37)	1987
Greene, Doug (DB), Texas A&I	1978
Lowe, Randy (RB), Houston	1979-85
Masey, Robert (DB), North Carolina Central	1991-93
Masters, Walt (DB), Pennsylvania (also wore #35)	1943-44
Moore, Derrick (RB), Northeastern State (Okla.)	1996-97
Myrhan, Tim (C), Notre Dame (also wore #11)	1932-33
Norman, Bob (C), None	1945
Popovich, John (DB), St. Vincent	1944
Rankin, Walt (B), Texas Tech (also wore #28, 42, 63)	1941, '43, '45-47
Sarringhaus, Paul (B), Ohio State	1946
Smith, Bill (E), Washington	1934-39
Tillman, Pat (S), Arizona State (honored with number retirement)	1998-2001
Triplett, Wally (B), Penn State	1952-53
Washington, Eric (DB), Texas-El Paso	1972-73
Yarr, Tom (C), Notre Dame	1933

41

Addalab, Hamza (S), Washington State (also wore #21, 23)	2009-11
Bedford, Vance (CB), Texas	1982
Bethea, Antoine (S), Howard	2017-
Bova, Tony (E), St. Francis	1944
Carter, Carl (CB), Texas Tech	1986-89
Carter, Willie (B), Tennessee State	1953
Cooper, Marcus (CB), Rutgers	2016
Cury, Clarence (CB), Villanova	2004
Daanen, Jerry (WR), Miami (Fla.) (also wore #31)	1968-70
Dewell, Bill (E), Southern Methodist (also wore #7)	1940-41, 45-49
Duren, Clarence (S), California	1973-76
Ghesenich, Vernon (G), Auburn	1943
Hill, James (DB), Sam Houston State	1960-64
Lucas, Justin (DB), Abilene Christian	1999-2003
Murphy, Tom (B), Arkansas	1934
Poisfort, Fran (E), Washington State	1950-52
Provost, Ted (DB), Ohio State	1971
Rogge, George (E), Iowa	1931-33
Sarboe, Phil (B), Washington State	1934-36
Shenefelt, Paul (T), Manchester	1934-35
Thomas, Jim (G), Oklahoma	1939-40
Wheeler, Ernie (B), North Dakota State	1939, '42
Whitley, Eddie (CB), Virginia Tech	2014
Wright, Nate (DB), San Diego State	1969-70

42

Beuty, John (DB), Texas Christian	1993
Botcher, Chuck (S), Utah State	1973
Dove, Bob (E), Notre Dame	1948-53
Duggan, Gil (T), Oklahoma (also wore #60, 64)	1942-43, '45
Goldberg, Marshall "Biggie" (B/DB), Pittsburgh	1939-40, '46-48 (also wore #73, 99)
Goodwin, C.J. (CB), California (PA)	2017
Hodgins, James (FB), San Jose State	2003-05
Holt, Terence (FS), North Carolina State	2007
Horstmann, Roy (B), Purdue (also wore #21)	1934
Jay, Frank (Pop) (E), Oklahoma (also wore #7, 51)	1940-42, '45-47
James, Javaris (RB), Miami (Fla.)	2012
Johnson, Bobby (DB), Texas	1985-86
Lassiter, Kwamie (DB), Kansas	1995-02
Lofton, Steve (DB), Texas A&M (also wore #28)	1991-93
Preston, John (SS), Central State (Okla.)	1987
Rankin, Walt (B), Texas Tech (also wore #28, 40, 63)	1941, '43, '45-47
Sanders, Lonnie (DB), Michigan State	1968-69
Thompson, Norm (DB), Utah (also wore #43)	1971-76
Wicks, Bob (WR), Utah State	1972
Williams, Herb (DB), Southern	1981-82
Williams, Jake (T), Texas Christian (also wore #42)	1929-33
Wilson, Bill (E), Gonzaga	1935-37
Woodson, Abe (DB), Illinois	1965-66

43

Anderson, Stevie (WR), Grambling State (also wore #82)	1995-96
Bayless, Martin (DB), Bowling Green	1984
Busler, Ray (T), Marquette (also wore #97)	1940-41, '45
Carpenter, Steve (DB), Western Illinois	1981
Darby, Matt (S), UCLA	1996-97
Duggins, George (E), Purdue (also wore #35)	1934
Jenkins, Mike (CB), South Florida	2016
Kassel, Charles (E), Illinois (also wore #12)	1929-33
Montgomery, Bill (B), Louisiana State	1946



Nichelini, Al (B), St. Mary's (Calif.) . . . 1935-36
Plummer, Tony (DB), Pacific . . . 1970
Reddick, Haason (LB), Temple . . . 2017-
Robnett, Marshall (G), Texas A&M (also #21) . . . 1943, '45
Sauls, Mac (DB), Southwest Texas State . . . 1968-69
Thompson, Norm (DB), Utah (also #42) . . . 1971-76
Young, Lonnie (FS), Michigan State . . . 1985-90

44

Anderson, Donny (RB), Texas Tech . . . 1972-74
Baker, Tony (DB), East Carolina . . . 1989
Balasz, Frank (B), Iowa (also #36) . . . 1941, '45
Barry, Paul (B), Tulsa . . . 1954
Baxter, Jarrod (FB), New Mexico . . . 2005
Bradley, Hal (E), Elon . . . 1938-39
Brim, Michael (CB), Virginia Union . . . 1988
Christman, Paul (DB), Missouri (also #15) . . . 1945-49
Collier, Tim (CB), East Texas State . . . 1980-81
Crow, John David (RB), Texas A&M . . . 1958-64
Franklin, George (RB), Texas A&I . . . 1977-78
Gasparella, Joe (B), Notre Dame . . . 1951
Gilliam, John (WR), South Carolina State . . . 1969-71
Golden, Mark (LB), Missouri . . . 2015-
Graham, Al (G), None . . . 1932-33
Johnson, D.J. (DB), Kentucky . . . 1996
Karras, John (B), Illinois . . . 1952
Longo, Tom (DB), Notre Dame . . . 1971
Mann, Dave (B), Oregon State . . . 1955-57
McCluskey, J.J. (DB), Tennessee . . . 1996-00
McDonnell, Mickey (B), None (also #29) . . . 1925-30
Nevers, Ernie (B), Stanford (also #11) . . . 1929-31
Samuels, Terry (TE), Kentucky (also #89) . . . 1994-95
Schable, A.J. (FB), South Dakota (also #96) . . . 2006
Smith, Wayne (CB), Purdue . . . 1982-86
Stone, Michael (CB), Memphis . . . 2001-04
Swistowicz, Mike (B), Notre Dame . . . 1950
Volok, Bill (G), Tulsa . . . 1934-39
Woolsey, Rolly (DB), Boise State . . . 1978

45

Aldridge, Melvin (S), Murray State . . . 1995
Booth, Clarence (T), Southern Methodist . . . 1943
Bynes, Josh (LB), Auburn (also #57) . . . 2017
Carr, Lydell (FB), Oklahoma . . . 1989
Deskin, Versil (E), Drake (also #32) . . . 1935-39
Driskill, Joseph (DB), Northeast Louisiana . . . 1960-61
Durko, John (E), Albright . . . 1945
Fuller, Larry (B), None . . . 1945
Hanson, Homer (G), Kansas State . . . 1935-36
Hartfield, Trevon (CB/S), SW Oklahoma State . . . 2016
Hill, Renaldo (CB), Michigan State (also #21) . . . 2001-04
Hoey, George (DB), Michigan . . . 1971
Kichefski, Walt (E), Miami (Fla.) . . . 1944
Mauai, Reagan (FB), Hawaii . . . 2010-12
McNally, Frank (C), St. Mary's (Calif.) . . . 1931-34
Person, Brandon (S), Tiffin . . . 2015
Schwenk, Wilson (B), Washington (Mo.) . . . 1942
Silvestri, Carl (DB), Wisconsin . . . 1965
Smith, Cedric (FB), Florida . . . 1996-98
Smith, Leonard (DB), McNeese State . . . 1983-88
Smith, Perry (DB), Colorado State . . . 1977-79
Smith, Terrell (FB), Arizona State . . . 2007-08
Tolbert, Jim (S), Lincoln (Mo.) . . . 1973-75
Ucovich, Mitch (T), San Jose State . . . 1945
Williams, Bobby (DB), Central State (Okla.) . . . 1966-67

46

Alexander, Brent (DB), Tennessee State . . . 1994-97
Babarsky, Al (T), Fordham (also #18, 24) 1938-39, '41-42
Bessitille, Don (S), Georgia Tech . . . 1982
Brewer, Aaron (LS), San Diego State . . . 2016-
Castille, Tim (FB), Alabama . . . 2007-08
Dugan, Len (C), Wichita (also #27, 48) . . . 1937-39
Eckl, Bob (T), Wisconsin (also #25) . . . 1945
Handler, Phil (G), Texas Christian (also #26, 46) . . . 1930-36
Heffin, Victor (DB), Delaware State . . . 1983
Johnson, Charles (DB), Grambling . . . 1981
Johnson, Paris (DB), Miami (Ohio) . . . 1999
Lee, Jeff (WR), Nebraska . . . 1980
Marotti, Lou (G), Toledo (also #64, 77) . . . 1943-45
McDonald, Tim (SS), Southern California . . . 1987-92
Mikula, Mike (B), Oregon (also #48) . . . 1934-36
Pearson, Bert (C), Kansas State . . . 1935-36
Rue, Joshua (FB), Duquesne . . . 2003-04
Seno, Frank (B), George Washington (also #54) . . . 1945-46
Severson, Jeff (CB), Long Beach State . . . 1976-77
Smith, Alfonso (RB), Kentucky (also #29) . . . 2010-13
Spencer, Maurice (DB), North Carolina Central . . . 1974
Wright, Charles (CB), Tulsa . . . 1987

47

Bausch, Jim (B), Kansas . . . 1933
Campa, Al (B), Youngstown State . . . 1953
Conley, Steve (LB), Kansas . . . 1972
Cuppoletti, Bree (G), Oregon . . . 1934-38
Douds, Forrest (T), Washington & Jefferson . . . 1932
Francisco, Aaron (S), Brigham Young . . . 2005-08
Gordon, Bob (B), Tennessee . . . 1958
Hambrick, Troy (RB), Savannah State . . . 2004
Hogue, Murrell (T), Centenary . . . 1929
Kinek, George (B), Tulane . . . 1954
Lee, Bobby (E), Minnesota . . . 1968
Mack, Cedric (DB), Baylor . . . 1983-90
Morgan, Don (DB), Nevada . . . 2002
Nesbitt, Dick (B), Drake (also #28) . . . 1933
Parker, Joe (E), Texas (also #81) . . . 1946-47
Popa, Eli (B), Illinois . . . 1952
Riddick, Shaq (LB), West Virginia . . . 2015
Slater, Fred (T), Iowa (also #14, 91) . . . 1926-31
Younger, Jordan (DB), Connecticut . . . 2000

48

Aldrich, Ki (C), Texas Christian . . . 1939-40, '43
Atkins, Robert (DB), Grambling . . . 1968-69
Baynham, Craig (RB), Georgia Tech . . . 1972
Bergerson, Gil (T), Oregon State . . . 1933
Davis, Dexter (DB), Clemson (also #21) . . . 1991-93
Dugan, Len (C), Wichita (also #27, 46) . . . 1937-39
Fiske, Max (B), DePaul . . . 1937
Giordano, Dan (LB), Cincinnati . . . 2013
Haynes, Jarvis (TE), North Alabama (also #89) . . . 1996, '98
Henry, Steve (DB), Emporia State . . . 1979-80
Hill, Bronson (RB), Eastern Michigan . . . 2017
Hill, Irv (B), Trinity (Tex.) . . . 1931-32
Hodell, Nathan (LS), Illinois . . . 2001-08
Hoel, Bob (G), Pittsburgh . . . 1937-38
Johnson, Jerome (FB), Nevada . . . 2010
McBride, Oscar (TE), Notre Dame (also #87) . . . 1995-96
Mikula, Mike (B), Oregon (also #46) . . . 1934-36
Morrow, Bob (G), Illinois Wesleyan . . . 1941-43
Phillips, Reggie (CB), Southern Methodist . . . 1988
Poole, Jim (E), Mississippi . . . 1945
Schultz, Eberle (G), Oregon State . . . 1944
Schwartz, Don (DB), Washington State . . . 1981
Strausbaugh, Jim (B), Ohio State . . . 1946
Washington, Lionel (DB), Tulane . . . 1983-86

49

Barni, Roy (B), San Francisco . . . 1952-53
Bernard, Frank (B), Colorado . . . 1955-57
Burson, Jim (DB), Auburn . . . 1963-67
Diamond, Lorenzo (TE), Auburn . . . 2003-04
Drescher, Justin (LS), Colorado . . . 2017
Eikenberg, Charles (QB), Rice . . . 1948
Fenn, Chad (TE), Florida A&M (also #86) . . . 1993-95
Hackbart, Dale (DB), Wisconsin . . . 1971-72
Hart, Lawrence (TE), Southern . . . 2001
Huffman, Frank (G), Marshall . . . 1939-41
Isaacson, Ted (T), Washington . . . 1934-35
Johnson, Rashad (S), Alabama (also #26) . . . 2009-15
Kiesling, Walt (G), St. Thomas (Minn.) (also #18, 19) . . . 1929-33
Lasker, Greg (FS), Arkansas . . . 1988
Maddock, Bob (G), Notre Dame (also #68) . . . 1942, '46
Noga, Niko (LB), Hawaii (also #57) . . . 1984-88
Reynolds, Bill (B), Mississippi . . . 1945
Robinson, Edmond (LB), Newberry . . . 2017-
Robinson, Jack (T), Northeast Missouri State . . . 1936-37
Seience, Julian (B), Sam Houston State . . . 1956
Thurbon, Bob (B), Pittsburgh . . . 1944
Tinsley, Gaynell (E), Louisiana State (also #11, 31) . . . 1937-38, '40
Wagemann, Zack (LB), Montana . . . 2015
Wagstaff, Jim (B), Idaho State . . . 1959
West, William (DB), Oregon . . . 1960-61

50

Alford, Mike (C), Auburn . . . 1965
Beauchamp, Al (B), Southern . . . 1976
Brown, Cody (LB), Connecticut (also #52) . . . 2009
Boyetette, Garland (LB), Grambling State . . . 1962-63
Carroll, Leo (B), UCLA (also #82) . . . 1945
Cooner, Joe (T), Stephen F. Austin . . . 1947-49
Field, Doak (LB), Baylor . . . 1982
Foote, Larry (LB), Michigan . . . 2014
Gillis, Don (C), Rice . . . 1958-61
Harris, Bob (LB), Auburn . . . 1983-85
Hartie, Greg (LB), Newberry (S.C.) . . . 1974-76
Jarostchuk, Ilya (LB), New Hampshire . . . 1987-88, '89

Jennings, John (T), Ohio State (also #70) . . . 1950-57
Johnson, Al (C), Wisconsin . . . 2007-08
Maeda, Chet (B), Colorado A&M . . . 1946
Martin, Gabe (LB), Bowling Green . . . 2015-17
McCombs, Tony (LB), Eastern Kentucky . . . 1997-98
McIntyre, Jeff (LB), Arizona State . . . 1980
Merritt, David (LB), North Carolina State . . . 1993-95
Moch, Dontay (LB), Nevada . . . 2013
Mulligan, Wayne (C), Clemson . . . 1969-73
Nunn, Freddie Joe (DE), Mississippi (also #58, 78) . . . 1985-93
Puki, Craig (LB), Tennessee . . . 1982
Putman, Earl (C), Arizona State . . . 1957
Robinson, Jerry (LB), Texas A&M . . . 1990
Schofield, O'Brien (LB), Wisconsin . . . 1951-56
Simmons, John (C), Detroit . . . 2015-16
Starkey, Jason (C), Marshall . . . 2000-03
Towns, Lester (LB), Washington . . . 2005
Wadd, Walt (B), Miami (Fla.) . . . 1945
Wukitis, Al (C), Duquesne . . . 1944

51

Allerman, Kurt (LB), Penn State . . . 1977-80, '82-84
Bates, Theodore (LB), Oregon State (also #81) . . . 1960-62
Blackstock, Darryl (LB), Virginia (also #55) . . . 2005-07
Branehey, Tom (C), Oklahoma . . . 1973-81
Burton, Ron (LB), North Carolina . . . 1989
Chilton, Gene (C), Texas (also #58) . . . 1986-87
Christenson, Marty (B), Minnesota . . . 1940
Cobbins, Lyron (LB), Notre Dame . . . 1997
Darling, James (LB), Washington State . . . 2003-06
Eggers, Doug (LB), South Dakota State . . . 1958
Faulk, Trev (LB), Louisiana State (also #54) . . . 2002-03
Gill, Randy (LB), San Jose State . . . 1977
Hunley, Ricky (LB), Arizona . . . 1988
Ivy, Frank (Pop), (E), Oklahoma (also #7, 42) . . . 1940-42, 45-47
Jones, Greg (LB), Colorado (also #59) . . . 2002
Kaspepek, Dick (C), Iowa State . . . 1966-68
Lenon, Paris (LB), Richmond . . . 2010-12
Lewis, Bill (C), Nebraska . . . 1990-92
Lielbe, Frank (E), Norwich . . . 1948
Mertes, Bernard (B), Iowa . . . 1945
Minter, Kevin (LB), Louisiana State . . . 2013-16
Monaco, Rob (C), Vanderbilt . . . 1985
Olerich, Dave (LB), San Francisco . . . 1969-70
Radecki, Keith (C), Penn State . . . 1987
Rucinski, Ed (E), Indiana (also #19) . . . 1943-46
Ruether, Mike (C), Texas . . . 1986-87
Rutledge, Johnny (LB), Florida (also #58) . . . 1999-02
Sanford, Leo (C), Louisiana Tech (also #73) . . . 1951-57
Shanks, Simon (LB), Coahoma J.C. (Miss.) . . . 1995
Togafalo, Pago (LB), Idaho State . . . 2008-09
Wham, Tom (E), Furman . . . 1949-51
White, Ray (LB), Syracuse (also #55) . . . 1975-76

52

Baker, Charles (LB), New Mexico . . . 1980-87
Beisel, Monty (LB), Kansas State (also #50) . . . 2006-08, '09
Bishop, Desmond (LB), California . . . 2014
Bradley, Stewart (LB), Nebraska (also #55) . . . 2011-12
Brinkley, Jasper (LB), South Carolina . . . 2013
Butler, Victor (LB), Oregon State . . . 2014
Caldwell, Mike (LB), Middle Tennessee State . . . 1997
Clancy, Sean (LB), Amherst . . . 1979-80
Demens, Kenny (LB), Michigan (also #54) . . . 2013-15
Fisher, Levar (LB), North Carolina State . . . 2002-04
Gooden, Zavier (LB), Missouri . . . 2016
Kirk, Randy (LB), San Diego State (also #57) . . . 1989, '94-95
Lesay, Wesley (LB), Mississippi State . . . 1995-96
Lellock, Jack (LB), Ohio . . . 1973-74
Louis, Lamar (LB), Louisiana State . . . 2016
McDonald, Mike (LB), Catwaba . . . 1976
McGraw, Mike (LB), Wyoming . . . 1976
Mickell, Lance (LB), Oklahoma . . . 2005
Obiozor, Cyril (LB), Texas A&M . . . 2010
O'Brien, Dave (G), Boston College . . . 1966-67
Ogle, Rick (LB), Colorado . . . 1971
Rushing, Marion (LB), Southern Illinois . . . 1959, '62-65
Small, Jessie (LB), Eastern Kentucky . . . 1992
Walz, Zack (LB), Dartmouth . . . 1998-2001
Washington, Chris (LB), Iowa State . . . 1990
Wright, Willie (TE/H-B), Wyoming (also #80) . . . 1992

53

Cain, Jim (E), Alabama . . . 1949
Campbell, Bill (G), Oklahoma (also #21) . . . 1945-49
Davis, Wayne (LB), Alabama . . . 1987-88
Faust, George (B), Minnesota . . . 1939
Fritsch, Ernest (C), Detroit . . . 1960

Haggans, Clark (LB), Colorado State	2008-11
Jankovich, Kever (E), Pacific (also wore #81)	1953
Jax, Garth (LB), Florida State	1989-95
Keiser, Thomas (LB), Stanford	2014
Keys, Isaac (LB), Morehouse	2004-06
Klimek, Tony (E), Illinois (also wore #61)	1951-52
Maddox, Mark (LB), Northern Michigan	1998-00
Magulick, George (B), St. Francis	1944
Nelis, Steve (LB), Minnesota	1974-80
Rivers, Jamie (LB), Bowling Green	1968-73
Shaffer, Craig (LB), Indiana State	1982-84
Shaffer, Craig (LB), Indiana State	1982-84
Shipley, A.Q. (C), Penn State	2015-
Tubbs, Jerry (LB), Oklahoma	1957-58
Young, Michael (LB), Illinois	2001-03

54

Albright, Bryton (LB), Miami (OH)	2017-
Banks, Tom (C), Auburn	1971-80
Bartu, Joplo (LB), Texas State	2016
Braxton, David (LB), Wake Forest	1990-93
Coppage, Al (E), Oklahoma	1940-42
Currian, Don (E), Boston College (also wore #18)	1943
Demens, Kenny (LB), Michigan (also wore #52)	2013-15
Faulk, Trev (LB), Louisiana State (also wore #51)	2002
Freene, Dwight (LB), Syracuse	2012
Graham, Aaron (C), Nebraska	1996-99
Groves, Quentin (LB), Auburn	2012
Hardy, Darryl (LB), Tennessee	1994-95
Hayes, Gerald (LB), Pittsburgh	2003-10
Junior, E.J. (LB), Alabama	1981-88
McKenzie, Reggie (LB), Tennessee	1989
Moore, Sio (LB), Connecticut	2016
Pierce, Don (C), Kansas	1943
Sanyika, Sekou (LB), California	2000-01
Seno, Frank (B), George Washington (also wore #46)	1945-46
Wheeler, Ted (C), West Texas State	1967-68

55

Abraham, John (LB), South Carolina	2013-14
Bagdon, Ed (G), Michigan State	1950-51
Bell, Anthony (LB), Michigan State	1986-90
Blackstock, Darryl (LB), Virginia (also wore #51)	2005-07
Bradley, Dave (G), Penn State	1972
Bradley, Stewart (LB), Nebraska (also wore #52)	2011-12
Colhouer, Jake (G), Oklahoma A&M	1946-48
Davis, Billy (DB), Clemson	1984
Elzey, Charles (C), South Mississippi	1960-61
Goode, Irv (G/C), Kentucky	1962-71
Griffin, Bob (C/G), Arkansas	1961
Jones, Chandler (LB), Syracuse	2016
Jones, Jack (LB), Virginia Tech	1991-93
Koegel, Warren (G), Penn State	1973
LaBoy, Travis (LB), Hawaii	2008
Marshall, Wilber (LB), Florida	1994
McDonald, Devon (LB), Notre Dame	1996
Okobi, Chukky (C) Purdue	2007
Oliver, Vince (DB), Indiana	1945
Porter, Joey (LB), Colorado State	2010-11
Robbins, John (B), Arkansas	1938-39
Sapp, Patrick (LB), Clemson	1998-99
Spradlin, Danny (LB), Tennessee	1985
Thompson, Ray (LB), Tennessee	2000-04
Walker, Reggie (LB), Kansas State (also wore #56)	2009-12
West, Stan (C), Oklahoma	1956-57
Weatherspoon, Sean (LB), Missouri	2015
Whitaker, Bill (DB), Missouri	1983-84
White, Ray (LB), Syracuse (also wore #51)	1975-76
Williams, Eric (LB), Southern California	1977-82

56

Bradley, Melvin (LB), Arkansas	1999
Carson, Glenn (LB), Penn State	2014
Dansby, Carlos (LB), Auburn (also wore #58)	2004-09, '13, '17
DiBernardo, Rick (LB), Notre Dame	1984
Harvey, Ken (LB), Vanderbilt	1988-93
Healy, Chip (LB), Vanderbilt	1969-70
Irving, Terry (LB), McNeese State	1994-98
Kreamey, Tim (LB), Northern Michigan	1976-81
Klumb, John (E), Washington State (also wore #3)	1939-40
McDonough, Coley (B), Dayton	1939, '44
McGill, Mike (LB), Notre Dame	1971-72
Okeator, Chike (DE/LB), Purdue	2005-09
Scott, Carlos (C), Texas-El Paso	1983-85
Walker, Reggie (LB), Kansas State (also wore #55)	2009-12
Williams, Rex (C), Texas Tech	1940
Woodley, LaMarr (LB), Western Michigan	2015
Woods, LeVar (LB), Iowa	2001-04

57

Arneson, Mark (LB), Arizona	1972-80
Blackburn, Bill (C), Rice	1946-50
Brettschneider, Carl (LB), Iowa State	1956-59
Bynes, Josh (LB), Auburn (also wore #45)	2017
Davis, Bill (T), Texas Tech	1940-41
Eliopoulos, Jim (LB), Wyoming	1983
Gatewood, Curtis (LB), Vanderbilt	2010
Gillen, John (LB), Illinois	1981-82
Groom, Jerry (C), Notre Dame	1951-55
Hobson, Victor (LB), Michigan	2008
Holloway, David (LB), Maryland	2007
Huff, Orlando (LB), Fresno State	2005-06
Kauahi, Kani (LB), Hawaii	1989-91, '93
Kirk, Randy (LB), San Diego State (also wore #52)	1989, '94-95
McKinnon, Ronald (LB), North Alabama	1996-04
Noga, Niki (LB), Hawaii (also wore 49)	1984-88
Noga, Peter (LB), Hawaii	1987
Okafor, Alex (LB), Texas	2013-16
Parish, Don (LB), Stanford	1970-72
Parlavacchio, Chet (LB), Penn State	1983
Strofolino, Mike (LB), Villanova	1966-68
Westerman, Jamaal (LB), Rutgers	2012

58

Ahrens, Dave (LB), Wisconsin	1981-84
Babin, Jason (LB), Western Michigan	2015
Barefield, John (LB), Texas A&I	1978-80
Black, Tim (LB), Baylor	1977
Chilton, Gene (C), Texas (also wore #51)	1986-87
Dansby, Carlos (LB), Auburn (also wore #56)	2004-09, '13, '17
Folston, James (LB), Northeast Louisiana	1999-2001
Hill, Eric (LB), Louisiana State	1989-97
Mack, Terrence (LB), Clemson	1987
Milly, Terry (LB), Illinois	1971-74
Num, Freddie Joe (DE), Mississippi (also wore #50, '78)	1985-93
Rutledge, Johnny (LB), Florida (also wore #51)	1999-02
Seaborn, Thomas (LB), Michigan	1980
Tonelli, Mario "Motts" (B), Notre Dame (also wore #99)	1940, '45
Washington, Daryl (LB), Texas Christian	2010-13
Wright III, Scooby (LB), Arizona	2016-

59

Barnes, Pete (LB), Southern	1973-75
Bavaro, David (LB), Syracuse	1990
Benard, Marcus (LB), Jackson State	2013-14
Clark, Ernie (LB), Michigan State	1968
Cunningham, Ed (C), Washington (also wore #79)	1992-95
Davis, Paul (LB), North Carolina	1983
Davis, Will (LB), Illinois	2009-10
Favon, Calvin (LB), Southeast Louisiana	1978-82
Forney, Phil (LB), East Tennessee State	1987
Fredrickson, Rob (LB), Michigan State	1999-02
Fua, Alani (LB), Brigham Young	2015-16
Gersbach, Carl (LB), West Chester State	1976
Howard, Thomas (LB), Texas Tech	1984-85
Joe, Leon (LB), Maryland	2004
Johnson, Brandon (LB) Louisville	2006-07
Johnson, Eric (LB), Nebraska	2005
Jones, Greg (LB), Colorado (also wore #51)	2002
Jones, Tyrone (LB), Southern	1988
Joyner, Seth (LB), Texas-El Paso	1994-96
Kellum, Marv (LB), Wichita State	1977
Lyman, Jeff (LB), Brigham Young	1972
Nash, Zack (LB), Sacramento State	2012
So'oto, Vic (LB), Brigham Young	2013
Townsend, Curtis (LB), Arkansas	1978
Williams, Brandon (LB), Texas Tech	2011

60

Alvord, Steve (DT), Washington	1987-88
Baker, Al (DE), Colorado State	1983-86
Burke, Thomas (DE), Wisconsin (also wore #95)	1999-02
Cotton, Barney (G), Nebraska	1980-82
Dobler, Conrad (G), Wyoming (also wore #66)	1927-77
Duggan, Gil (T), Oklahoma (also wore #42, 64)	1942-43, '45
Finnie, Roger (T), Florida A&M	1973-78
Ralph, Ralph (T), Oklahoma A&M (also wore #9, 64, 77)	1945-46
German, Jim (B), Centre	1940
Krattadauria, Mike (C), Central Florida	2000-02
Hargrove, Jim (LB), Howard Payne	1971-72
Kellogg, Bob (B), Northeast Louisiana/Kansas	1940
Leckey, Nick (C), Kansas State	2004-06
Meggysey, Dave (LB), Syracuse	1963-69
Polofsky, Gordon (G), Tennessee	1952-54
Redmon, Anthony (G), Auburn	1994-97
Shaw, Bob (E), Ohio State	1950
Thompson, Harry (G), UCLA	1955
Williams, Willie (T), Louisiana State (also wore #96)	1990-92

61

Allison, Henry (T), San Diego State	1975-77
Audick, Dan (G), Hawaii	1977, '83
Borum, Jarvis (T), North Carolina State	2001-02
Brown, Chuck (C/G), Houston	1979-80
Brown, Elton (G/T), Virginia	2005-08
Coder, Ron (G), Penn State	1980-81
Cooper, Jonathan (G), North Carolina	2013-15
Dave, Thomas (G), North Carolina A&T	1960
DeHart, Bob (G/C), Dayton	1961-69
Floyd, Eric (G), Auburn (also wore #69)	1995
Garlich, Chris (LB), Missouri	1979
Klimek, Tony (E), Illinois (also wore #53)	1951-52
Leahy, Ryan (OL), Notre Dame	1997
McCoy, Tony (DT), Florida	2000
Ravensburg, Bob (E), Indiana	1948-49
Smith, Lance (G), Louisiana State	1985-93
Suminski, Dave (G), Wisconsin	1953
Toner, Cole (G), Harvard	2016
Trippi, Charley (B), Georgia (also wore #2)	1947-55
Waller, Fred (G), Notre Dame (also wore #18, 68)	1951-52, '54-'55

62

Bertagnoli, Libero (G), Washington (Mo.) (also wore #66)	1942, '45
Brennan, Mike (G), Notre Dame	1991
Brown, Ray (T), Arkansas State	1986-88
Butz, Dave (DE), Purdue	1973-74
Claxton, Ben (C), Mississippi	2009-10
Coleman, Ben (T/G), Wake Forest	1993-95
Cook, Michael (T), Boston College	2001
Devlin, Mike (C), Iowa	1996-99
Dittrich, John (G), Wisconsin	1956
Imhof, Martin (DE), San Diego State (also wore #82)	1972
Kehr, Rick (G), Carthage	1982
Larsen, Ted (G/C), North Carolina State	2014-15
Lynch, Shawn (C), Duke (also wore #65)	2005
Markham, David (T), North Dakota	1901
Meinert, Dale (LB), Oklahoma State	1958-67
Munyer, Daniel (C/G), Colorado	2017-
Rexer, Freeman (E), Tulane (also wore #17, 63)	1943, '45
Stokes, Lee (C), Centenary	1943
Trippi, Charley (B), Georgia (also wore #2)	1947-55
Wortman, Keith (G), Nebraska	1976-81
Wright, Steve (T), Alabama	1972
Zandofsky, Mike (G), Washington	1989

63

Bankston, Michael (DL), Sam Houston State	1992-97
Conoly, Bill (G), Texas	1946
Criswell, Kirby (DE), Kansas	1980-81
Cunningham, Eric (G), Penn State	1980
Echols, Fate (T), Northwestern	1962-63
Fleming, Antonio (G), Georgia	1998
Garcia, Frank (G/C), Washington	2003
Greave, Steve (DT), Houston	1974
Liowski, Chris (G/T), Indiana	2006
McGee, Michael (G), Duke	1960-62
Memmlar, Dale (G), Wyoming (also wore #71)	1960-61
Price, Givens (T), Nebraska	2016
Rankitt, Walt (B), Texas Tech (also wore #28, 40, 42)	1941, '43, '45-'47
Rexer, Freeman (E), Tulane (also wore #17, 62)	1943, '45
Robbins, Toote (T), East Carolina	1982-91
Sendelin, Lyle (C), Texas	2007-15
Shirk, John (E), Oklahoma	1940
Thurmon, Herschel (G/T), Kentucky	1964-65
Williams, Clyde (T), Southern	1967-71
Zimmy, Bob (T), Indiana (also wore #63)	1945-49
Zook, John (DE), Kansas	1976-79

64

Barnes, Khalif (T), Washington	2017
Clark, Randy (C), Northern Illinois	1980-86
Cunningham, Rick (T), Texas A&M	1992-94
Davids-Garrido, Norberto (T), Southern California	2000
Dexter, James (T), South Carolina	1996-99
Duggan, Gil (T), Oklahoma (also wore #42, 60)	1942-43, '45
Dukes, Jamie (C), Florida State	1995
Ebzi, Ray (E), Notre Dame	1942
Ralph, Ralph (T), Oklahoma A&M (also wore #9, 60, 77)	1945-46
Grace, Steve (C), Arizona	2002-03
Gray, Ken (G), Howard Payne	1958-69
Haeyer, Adam (G/T), Minnesota	2005
Harshorn, Larry (G), Kansas State	1955
Hogland, Doug (G), Oregon State	1956-58
Kelemete, Senio (G), Washington	2012
Lipinski, Jim (T), Fairmont State	1950
Loeple, Dick (T), Wisconsin	1948-49
Rankitt, Lou (G), Toledo (also wore #46, 77)	1943-45



McDermott, Lloyd (T), Kentucky	1950-51
Nix, John (DT), Southern Mississippi	2004
Peat, Todd (G), Northern Illinois	1987-89
Peters, Scott (G), Arizona State	2008
Rhea, Floyd (G), Oregon	1943
Sikora, Mike (G), Oregon	1952
Speegle, Cliff (G), Oklahoma (also wore #23)	1945
Watford, Gerry (E), Alabama	1953-54
Young, Bob (G), Howard Payne	1972-79

65

Bilbo, Jon (T), Mississippi (also wore #85)	1938-39
Boggs, Taylor (G), Humboldt State	2016
Boggs, Jonathan (LB), Clemson	1980
Clement, Anthony (T), Southwestern Louisiana	1998-04
Crum, Bob (DE), Arizona	1974
Dye, Ernest (G), South Carolina (also wore #75)	1993-96
Galloway, David (DT), Florida	1982-89
Hatley, John (G), Sul Ross State	1954-55
Hauser, Art (G), Xavier	1959
Husmann, Ed (G), Nebraska (also wore #66)	1953, '56-59
Hutchison, Chuck (G), Ohio State	1970-72
Lynch, Shawn (C), Duke (also wore #62)	2005
MacIntell, Ed (G), Lamar	1967
Mullen, Tom (G), Southwest Missouri State	1978
Oates, Brad (T), Brigham Young	1976-77, '79-80
Rabold, Michael (G), Indiana	1960
Redmond, Thomas (DE), Vanderbilt (also wore #66)	1960-65

66

Bertagnoli, Libero (G), Washington (Mo.) (also wore #62)	1942, '45
Brooks, Ethan (T), Williams (Mass.)	2000
Cheatham, Lloyd (DB), Auburn (also wore #33)	1942
Collins, George (C), Georgia	1978-82
Dardar, Ramsey (DT), Louisiana State	1983-84
Dawson, Doug (G), Texas	1984-86
Dobler, Conrad (G), Wyoming (also wore #60)	1972-77
Doolan, John (B), Georgetown	1947-48
Enrich, Steve (G), Marquette	1945
Faneau, Alan (G), Louisiana State	1910
Gray, Cecil (G/T), North Carolina	2005
Grigas, John (B), Holy Cross	1943-44
Hemessey, Jerry (E), Santa Clara	1950-51
Houser, John (G/T), Redlands	1963
Husmann, Ed (G), Nebraska (also wore #65)	1953, '56-59
Jonassen, George (G), Bloomsburg (Pa.)	1966-69
Kendall, Pete (G), Boston College	2001-03
LaHood, Mike (G), Wyoming	1970
Liposted, Ed (G), Wake Forest	1952
McDole, Roland (DE), Nebraska	1961
Neacy, Clem (E), Colgate	1928
Poppovich, Milt (B), Montana (also wore #77)	1938-42
Redmond, Thomas (DE), Vanderbilt (also wore #65)	1960-65
Reuber, Alan (G), Texas A&M	2004-05
Soruton, Rick (G), Washington	1964-69
Ta'amu, Alameda (NT), Washington	2013-14
Wahler, Jim (DT), UCLA	1989-92
Wedgie, Scott (C), Northern Illinois	2012
Welter, Tom (G/T), Nebraska	1987

67

Acker, Bill (DT), Texas	1980-81
Allton, Joe (T), Oklahoma	1942, '44
Badger, Brad (G), Stanford	2007
Brown, Milford (G), Florida State	2006
Clatt, Corwin (B), Notre Dame	1948-49
Dishman, Chris (G), Nebraska	1997-2003
Esser, Clarence (E), Wisconsin	1947
Johnson, Herman (G/T), Louisiana State	2009
Konovsky, Bob (G), Wisconsin	1956-58
Love, Duval (G), UCLA	1995-96
McClustan, Pat (G/T), Weber State	2012
Pasquale, Ron (G), Akron	1987
Sharpe, Luis (T), UCLA	1982-84, '85-94
Smith, Antonio (DE), Oklahoma State (also wore #94)	2004-08
Stallings, Larry (LB), Georgia Tech	1963-76
Svoboda, Bill (LB), Tulane (also wore #68)	1950-53
Young, D.J. (T), Michigan State	2011

68

Andros, Plato (G), Oklahoma	1947-50
Chickillo, Nick (G), Miami (Fla.)	1953
Dickson, Paul (DT), Baylor	1971
Ellington, Dante (T), Alabama	2005
Lange, Bill (G), Dayton	1954-55
Maddock, Bob (G), Notre Dame (also wore #49)	1942, '46
McQuarters, Ed (DT), Oklahoma State	1965

Monfort, Avery (B), New Mexico	1941
Morris, Mike (G), Northeast Missouri State	1987-88
Roy, Frank (G), Utah	1966
Scott, Yusuf (G), Arizona	1999-2001
Siewek, Mike (DT), Western Michigan	1970
Snyder, Adam (G/C), Oregon	2012
Stieve, Terry (G), Wisconsin	1978-84
Svoboda, Bill (LB), Tulane (also wore #67)	1950-53
Vallejo, Elliott (T), Cal-Davis	2008
Vatterott, Charles (T), Southwest Texas State	1987
Veldheer, Jared (T), Hillsdale	2014-17
Walfer, Fred (G), Notre Dame (also wore #18, 61)	1951-52, '54-55
Wolf, Joe (T/G), Boston College	1989-97
Wragge, Tony (G), New Mexico State	2002-03

69

Apolskis, Ray (T), Marquette (also wore #26, 75)	1941-42, '45-50
Biernemann, Tom (E), Drake (also wore #82)	1951-56
Brown, Rush (DT), Ball State	1980-83
Burnett, Victor (DE), Fresno State (also wore #95)	1987-88
Canu, Roland (G), ITESM Monterrey	2005-06
DeGraffenried, Allan (OL), Vanderbilt	1997-98
Dorris, Andy (DE), New Mexico State	1973
Duncum, Bobby (T), West Texas State	1968
Floyd, Eric (G), Auburn (also wore #61)	1995
Gandy, Mike (T), Notre Dame	2007-09
Gibson, Mike (G/C), California	2012-13
Holden, Will (G/T), Vanderbilt	2017
Kindle, Greg (T), Tennessee State	1974-75
Mathis, Evan (G), Alabama	2016
Moore, Alan (DE), Auburn (also wore #90)	2002
Scotts, Colin (DT), Hawaii	1987-88
Smith, Vernice (G/T), Florida A&M	1989-92
Vander Pool, Mark (T), Colorado	1994
Wager, Clint (E), St. Mary's (Minn.)	1943, '45

70

Baxley, Rob (T), Iowa	1992-93
Boehm, Evan (G/G), Missouri	2016
Bollinger, Brian (G), North Carolina	1994
Brooks, Leo (DE), Texas	1973-76
Bulger, Chet (T), Auburn (also wore #11, 73)	1942-43, '45-49
Clancy, Kendrick (DT), Mississippi	2006
Goldman, Sam (E), Ohio State	1948
Goodspeed, Thomas (T), Nebraska	1948
Guynes, Mark (T), Michigan (also wore #71)	1997-98
Hadnot, Rex (G), Houston	2010-11
Hoffman, John (DE), Hawaii	1972
Jennings, John (T), Ohio State (also wore #50)	1950-57
Kearns, Tom (T), Miami (Fla.)	1946
Kennard, Derek (G), Nevada (also wore #73)	1986-90
Krueger, Rolf (DE), Texas A&M	1969-71
Massie, Bobby (T), Mississippi	2012-15
McCusker, Jim (T), Pittsburgh	1958
Owens, Don (DT), Southern Mississippi	1960-63
Paleopri, Anton (DE), Nevada-Las Vegas	2005
Plunkett, Art (T), Nevada-Las Vegas	1981-84
Ramsey, Knox (G), William & Mary	1950-51
Ross, Pat (C), Boston College	2008
Scott, Lance (C), Utah	1995-96
Shelton, L.J. (T), Eastern Michigan	1999-04
Simons, Keith (DT), Minnesota	1978-79
Taylor, Mike (T), Southern California	1973
Toogood, Charley (G), Nebraska	1957

71

Boone, Alex (G), Ohio State (also wore #75)	2017
Bostic, Joe (T), Clemson	1979-89
Bowers, Andy (DE), Utah	2001-02
Bryant, Red (DT), Texas A&M	2015
Colledge, Daryn (G), Boise State	2011-13
Cross, Bob (T), Stephen F. Austin	1958-59
Dahms, Tom (T), San Diego State	1976
Guynes, Thomas (T), Michigan (also wore #70)	1997-98
Holmes, Lester (G), Jackson State	1998-00
Joyce, Don (T), Tulane (also wore #11)	1951-53
Mennelaar, Dale (G), Wyoming (also wore #63)	1960-61
Reynolds, Bob (T), Bowling Green	1963-71, '73
Richardson, John (DT), UCLA	1972-73
Steen, Anthony (G/C), Alabama	2014
Stepanovich, Alex (C), Ohio State	2004-06
Tafaya, Joe (DE), Arizona	2007
Tharpe, Larry (T), Tennessee State	1995
Tucker, Mark (C), Southern California	1993-94
Upshaw, Marvin (DT), Trinity (Tex.)	1976
Watford, Earl (T/G), James Madison (also wore #78)	2013-17
Whiting, Teag (G), Brigham Young	2002

72

Burke, Anthony (DT), Minnesota	1987
Daniels, Jerome (G), Northeastern	1997-99
Dierdorf, Dan (G/T), Michigan	1971-83
Dwyer, Nate (DT), Kansas (also wore #95)	2002
Fischer, Bill (T), Notre Dame	1949-53
Fuller, Frank (DT), Kentucky	1959-62
Gorin, Brandon (T), Purdue	2006
Issa, Jabari (DE), Washington	2000-01
Johnson, Chuckie (DT), Auburn	1993
Keith, Brandon (T), Northern Iowa	2008-11
King, Kenny (DE), Alabama (also wore #95)	2003-05
Kolodziej, Ross (DT) Wisconsin (also wore #96)	2004-05, 2007
Moore, Brandon (T), Duke	1995
Ohrnberger, Rich (G/C), Penn State	2012
Pierre, Olsen (DT), Miami (Fla.)	2016
Ralph, Dan (DT), Oregon	1984-85
Saddler, Rod (DT), Texas A&M	1987-91
Silas, Sam (DT), Southern Illinois	1963-67
Stinson, Ed (DE), Alabama (also wore #91)	2014-16
Thompson, Everett (DE), Washington	2013
Ulrich, Charles (T), Illinois	1954-58

73

Barrie, Sebastian (DT), Liberty	1994
Beinor, Ed (E), Notre Dame	1940-41
Bridges, Jeremy (G/T), Southern Mississippi	2004-05, 09-12
Bulger, Chet (T), Auburn (also wore #11, 70)	1942-43, '45-49
Culpepper, Edward (G), Alabama	1958-60
Dawson, Mike (DT), Arizona	1976-82
Dill, Scott (T), Memphis State	1988-89
Duda, Mark (DT), Maryland	1983-87
Fanucci, Ledio (T), Fresno State	1954
Goldberg, Marshall "Biggie" (B/DB), Pittsburgh	1939-40, '46-48 (also wore #42, 99)
Hadd, Gary (DT), Minnesota	1989
Higgins, Tom (T), North Carolina	1953
Joyce, Matt (OL), Richmond	1996-00
Kennard, Derek (G), Nevada (also wore #70)	1986-90
Lunceford, Dave (T), Baylor	1957
Mauro, Josh (DE/DT), Stanford (also wore #97)	2014-17
May, Mark (G/T), Pittsburgh	1992-93
McMillan, Ernie (T), Illinois	1961-74
Mergen, Mike (T), San Francisco	1952
Nichols, Ham (G), Rice	1947-49
Roundtree, Raleigh (G/T), South Carolina State	2002-03
Sanford, Leo (C), Louisiana Tech (also wore #51)	1951-57
Seibold, Champ (T), Wisconsin	1942
Vanzo, Fred (B), Northwestern	1941
Vincent, Keydrick (G), Mississippi	2007
Wetzel, John (G/T), Boston College	2016
Winston, Eric (T), Miami (Fla.)	2013

74

Batiste, D'Anthony (T), Louisiana-Lafayette	2010-12
Bergold, Scott (DT), Wisconsin	1985-86
Evans, Scott (DL), Oklahoma	1991
Fanaika, Paul (G), Arizona State	2013-14
Fina, John (T), Arizona	2002
Heiron, Fred (DT), San Jose State	1966-72
Holloway, Randy (DE), Pittsburgh	1984
Humphries, D.J. (T), Florida	2015
Kortas, Ken (DT), Louisville	1964
Lee, Oudious (DT), Nebraska	1990
Moten, Mike (DT), Florida	1998-99
Parilli, Kenneth (T), Purdue	1960-62
Pate, Rupert (G), Wake Forest	1940
Patulski, Walt (DE), Notre Dame	1977
Ridgle, Elston (DE), Nevada	1990
Rudolph, Council (DE), Kentucky State	1973-75
Sebro, Bob (G), Southern California	1982
Selby, Rob (G), Auburn	1995-97
Teewen, Len (T), Tulane	1954-57
Times, Ken (DT), Southern	1981
Villa, Danny (C/G/T), Arizona State	1992
Wells, Reggie (G/T), Clarion	2003-09

75

Albrecht, Art (T), Wisconsin	1943
Apolskis, Ray (T), Marquette (also wore #26, 69)	1941-42, '45-50
Boone, Alex (G), Ohio State (also wore #71)	2017
Brown, Levi (T), Penn State	2007-13
Brown, Lomas (T), Florida	1996-98
Cook, Edward (G/T), Notre Dame	1960-65
Dafney, Bernard (G), Tennessee	1995
Davis, Leonard (T), Texas	2001-06
Dye, Ernest (G), South Carolina (also wore #65)	1993-96
Fugler, Dick (T), Tulane	1954



ARIZONA CARDINALS

Fullington, John (G), Washington State . . . 2015
Gaston, Bruce (NT), Purdue . . . 2014
Gracyk, Mike (T), Boston University . . . 1990
Greer, Curtis (DE), Michigan . . . 1980-88
John, Urick (T), Georgia State . . . 2016-17
Jones, Mike (DE), North Carolina State . . . 1991-93
Knight, Shawn (DT), Brigham Young . . . 1989
Lynch, Lynn (G), Illinois . . . 1951
Obeck, Vic (G), Springfield . . . 1945
Pasquesi, Tony (T), Notre Dame . . . 1955-57
Rowe, Bob (DT), Western Michigan . . . 1967-75
Rozier, Bob (DE), California . . . 1979
Walker, Darwin (DT), Tennessee . . . 2000

76

Allen, Jan (T), Purdue . . . 2005
Arms, Lloyd (G), Oklahoma A&M . . . 1946-48
Braham, Chris (G/T), West Virginia . . . 1994
Davis, Charlie (DT), Texas Christian . . . 1973-79
Davis, Ron (DE), Virginia State . . . 1975-79
Delevan, Burt (T), Pacific . . . 1955-56
Drake, Jerry (DT), Hastings (Neb.) . . . 1995-00
Emerson, Vernon (T), Minnesota-Duluth . . . 1969-71
Finmin, Tom (T), Detroit . . . 1957
Galarczyk, Mark (DT), Western Michigan . . . 1987-88
Iupati, Mike (G), Idaho . . . 2015
Jagielski, Harry (T), Indiana . . . 1956
Lewis, Charles (T), Iowa . . . 1959
Lutui, Deuce (G), Southern California . . . 2006-11
MacDonald, Mark (G/C), Boston College . . . 1988
Mays, Stafford (DE), Washington . . . 1980-86
McDowell, John (T), St. John's (Minn.) . . . 1966
Moody, Thomas (G), Florida . . . 2002
Morgan, Bob (T), Maryland . . . 1954
Palmer, Scott (DT), Texas . . . 1972
Patterson, Craig (DL), Brigham Young . . . 1997
Peters, Volney (T), Southern California . . . 1952-53
Potter, Nate (T), Boise State . . . 2012-13
Spikes, Cameron (G), Texas A&M . . . 2003-04
Traynowicz, Mark (G), Nebraska . . . 1988, 99

77 (Retired)

Foster, Ralph (T), Oklahoma A&M (also wore #9, 60, 64) . . . 1945-46
Hall, John (B), Texas Christian (also wore #7) . . . 1940-41, 43
Marotti, Lou (G), Toledo (also wore #46, 64) . . . 1943-45
Mauldin, Stan (T), Texas (honored with number retirement) . . . 1946-48
Popovich, Milt (B), Montana (also wore #66) . . . 1938-42

78

Bell, Bob (DE), Cincinnati . . . 1974-78
Bock, Wayne (T), Illinois . . . 1957
Bohm, Ron (DT), Illinois . . . 1987
Branch, Alan (DT), Michigan . . . 2007-10
Brown, Chadrick (DE), Mississippi . . . 1993-95
Burnstein, Brent (DT), Arizona State . . . 1997
Gilchrist, George (T), Tennessee State . . . 1953
Grooms, Eloris (DE), Tennessee Tech . . . 1982-85
Hughes, Van (DT), Southern Texas State . . . 1996
Mailouf, Ray (B), Southern Methodist (also wore #22, 98) . . . 1941, '46-48
Nunn, Freddie Joe (DE), Mississippi (also wore #50, 58) . . . 1985-93
Owens, Luke (DT), Kent State . . . 1958-65
Painter, Vinston (T/G), Virginia Tech . . . 2017-19
Rogers, Kendrick (T), Alabama A&M . . . 2002-03
Simpson, Carl (DE), Florida State . . . 1998
Staysniak, Joe (G), Ohio State . . . 1996
Tosi, Mac (DT), Idaho . . . 2000-01
Wakefield, Fred (OT/DE), Illinois (also wore #79, 97, 87) . . . 2001-06
Watford, Earl (T/G), James Madison (also wore #71) . . . 2013-17
Womack, Floyd (G), Mississippi State . . . 2011
Yankowski, Ron (DE), Kansas State . . . 1971-76

79

Banks, Jason (DE), Grambling . . . 2009
Carter, David (DT), UCLA . . . 2011-12
Clark, Jon (T), Temple . . . 1998-00
Closky, Bob (DE), Notre Dame . . . 1986-90
Cunningham, Ed (C), Washington (also wore #59) . . . 1992-95
Dulin, Gary (DE), Ohio State . . . 1986-87
Fatafachi, Mario (DT), Kansas State . . . 2001-02
Pace, Calvin (DE), Wake Forest (also wore #97) . . . 2003-07
Perry, Gerald (K), California . . . 1960-62
Radford, Bruce (DE), Grambling . . . 1981
Ramey, Jim (DE), Kentucky . . . 1979
Rice, Simeon (DE), Illinois (also wore #97) . . . 1996-00
Ross, Oliver (T), Iowa State . . . 2005-07
Rucker, Keith (DT), Ohio Wesleyan . . . 1992-93
Sloan, Bonnie (DT), Austin Peay . . . 1973

Sowell, Bradley (T), Mississippi . . . 2013-15
Thornton, Bruce (DE), Illinois . . . 1982
Tuerk, Max (G), Southern California . . . 2017
Wakefield, Fred (OT/DE), Illinois (also wore #78, 97, 87) . . . 2001-06
Walker, Charles (OT/DE), Duke . . . 1964-72

80

Awalt, Robert (TE), San Diego State . . . 1987-89
Banks, Mike (TE), Iowa State (also wore #84) . . . 2002-03
Carter, Pat (TE), Florida State . . . 1996-97
Combs, Chris (TE), New Mexico . . . 1980-81
Doucet, Early (WR), Louisiana State (also wore #85) . . . 2008-12
Hardy, Terry (TE), Southern Mississippi . . . 1998-2001
Henke, Ed (DE), South Carolina . . . 1961-63
Jackson, John (WR), Southern California (also wore #18) . . . 1990-92
Johnson, Bryant (WR), Penn State (also wore #83) . . . 2003-07
Keseday, Bob (TE), Texas-El Paso . . . 1987
Kutner, Mal (E), Texas . . . 1946-50
Marsh, Doug (TE), Michigan (also wore #82, 87) . . . 1980-86
McAddley, Jason (WR), Alabama (also wore #83) . . . 2002-03
McFarland, Jim (E), Nebraska (also wore #83) . . . 1970-74
Momah, Ifeanyi (TE), Boston College . . . 2015-17
Murrell, Bill (TE), Winston-Salem . . . 1979
Ransom, Eason (TE), Washington State . . . 1978
Reeves, Bryan (WR), Nevada . . . 1994-95
Southard, Tommy (WR), Furman . . . 1978
Stonesifer, Don (E), Northwestern . . . 1951-56
Tracey, John (LB), Texas A&M . . . 1959-60
West, Jeff (P), Cincinnati . . . 1975
Williams, Dave (WR), Washington . . . 1967-71
Wright, Willie (TE/H-B), Wyoming (also wore #52) . . . 1992

81

Anderson, Charley (E), Louisiana Tech . . . 1956
Bates, Theodore (LB), Oregon State (also wore #51) . . . 1960-62
Bell, Mark (WR), Colorado State . . . 1981
Biriell, Keith (B), San Jose State . . . 1939
Bolding, Anquan (WR), Florida State . . . 2003-09
Dray, Jim (TE), Stanford . . . 2010-13, '17
Edwards, Anthony (WR), N. Mex. Highlands (also wore #83) . . . 1991-98
Elwell, Jack (E), Purdue . . . 1962
Fauria, Joseph (TE), UCLA . . . 2015
Green, Roy (DB/WR), Henderson State (also wore #25) . . . 1979-90
Hall, Randall (WR), Miami (Fla.) . . . 1991-94
Jankovich, Keever (E), Pacific (also wore #53) . . . 1953
Lane, Dick "Night Train" (CB), Scottsbluff J.C. . . 1954-59
Meltinger, Steve (E), Kentucky . . . 1961
Mulligan, Matthew (TE), Maine . . . 2014
Parker, Joe (E), Texas (also wore #47) . . . 1946-47
Sanders, Frank (WR), Auburn . . . 1995-02
Schmidt, George (E), Lewis (also wore #91) . . . 1953
Shy, Don (RB), San Diego State . . . 1973
Smith, Jackie (E), Northwest Louisiana . . . 1963-77
Summerall, Pat (K/E), Arkansas (also wore #85) . . . 1953-57

82

Anderson, Ronnie (WR), Allegheny College (Pa.) . . . 1998
Anderson, Stewie (WR), Grambling State (also wore #43) . . . 1996-99
Badaczewski, John (G), Western Reserve . . . 1948
Baty, Greg (TE), Stanford . . . 1988
Bird, Steve (WR), Eastern Kentucky . . . 1983-84
Bienenmann, Tom (E), Drake (also wore #69) . . . 1951-56
Brown, Ron (WR) Colorado (also wore #83) . . . 1987
Cantor, Leo (B), UCLA (also wore #50) . . . 1945
Cody, Mac (WR), Memphis . . . 1999-00
Diamond, Lorenzo (TE), Auburn . . . 2003-04
Ferry, Lou (T), Villanova . . . 1951
Goldsberry, John (T), Indiana . . . 1949-50
Imhof, Martin (DE), San Diego State (also wore #62) . . . 1972
Jacobs, Marv (T), None . . . 1948
Jenkins, Marlay (WR), Nebraska-Omaha . . . 1999-02
Kasper, Kevin (WR), Iowa (also wore #11) . . . 2002-03
Knox, Kevin (WR), Florida State (also wore #18) . . . 1994
Leach, Mike (LS), William & Mary . . . 2009-15
Lee, Charles (WR), Central Florida . . . 2005
Martin, Caleb (T), Louisiana Tech . . . 1947
McConkey, Phil (WR), Navy . . . 1989
Melnikovich, M. (DE), Grays Harbor J.C. (Wash.) . . . 1965-66
Moses, J.J. (WR/KR), Iowa State . . . 2005
Pollard, Bob (DE), Weber State . . . 1978-81
Pope, Leonard (TE), Georgia . . . 2008-08
Robinson, Patrick (WR/KR), Tennessee State . . . 1994
Rolle, Butch (H-B/T), Michigan State . . . 1992-93
Schmiesing, Joe (DE), New Mexico State . . . 1968-71
Swanson, Eric (WR), Tennessee (also wore #86) . . . 1986
Thomas, Earl (WR), Houston . . . 1974-75
Thompson, Ricky (WR), Baylor . . . 1982
Utser, Darryl (WR), Illinois . . . 1989

83

Bienenmann, Troy (TE), Washington State . . . 2007
Boydston, Max (E), Oklahoma . . . 1955-58
Brown, Derek (TE), Notre Dame . . . 1999-00
Brown, Ron (WR), Colorado (also wore #82) . . . 1987
Christian, Gerald (TE), Louisville . . . 2015
Edwards, Anthony (WR), N. Mex. Highlands (also wore #81) . . . 1991-98
Edwards, Eric (TE), Louisiana State . . . 2004-05
Holmes, Don (WR), Mesa College (Calo.) . . . 1986-90
Johnson, Bryant (WR), Penn State (also wore #80) . . . 2003-07
Johnson, Jaymar (WR), Jackson State . . . 2011
Knefel, Gary (E), Colorado . . . 1954
Logan, Chuck (E), Northwestern . . . 1965, '67-68
McAddley, Jason (WR), Alabama (also wore #80) . . . 2002-03
McFarland, Jim (E), Nebraska (also wore #80) . . . 1970-74
Mitchell, Tywan (WR/TE), Minn. St.-Mankato (also wore #5) . . . 1999-01
Pelfrey, Ray (E), Eastern Kentucky . . . 1952
Spach, Stephen (TE), Fresno State . . . 2008-10
Sperry, Kory (TE), Colorado State . . . 2012-13
Tilley, Pat (WR), Louisiana Tech . . . 1976-86

84

Anderson, Cliff (E), Indiana . . . 1952-53
Banks, Mike (TE), Iowa State (also wore #80) . . . 2002-03
Becht, Anthony (TE), West Virginia . . . 2009
Clark, Gary (WR), James Madison . . . 1993-94
Dowdell, Marcus (WR), Tennessee State . . . 1995-96
Euhus, Tim (TE), Oregon State . . . 2007
Gedney, Chris (TE), Syracuse . . . 1997-98, '00
Gillette, Walker (WR), Richmond . . . 1972-73
Goode, John (TE), Youngstown State . . . 1984
Gresham, Jermaine (TE), Oklahoma F. Austin . . . 2015
Hamilton, Lawrence (WR), Stephen F. Austin . . . 2004
Harris, Ike (WR), Iowa State . . . 1975-77
Housler, Rob (TE), Florida Atlantic . . . 2011-14
Jackson, Arnold (WR), Louisville . . . 2001-02
Johnson, Teyo (TE), Stanford . . . 2005
Lomack, Tony (WR), Florida . . . 1991
Nagler, Gern (E), Santa Clara (also wore #86) . . . 1953, '55-58
Novacek, Jay (TE), Wyoming (also wore #85) . . . 1985-89
Robb, Joe (DE), Texas Christian . . . 1961-67
Shumann, Mike (WR), Florida State . . . 1982-83
Smith, J.T. (WR), North Texas State . . . 1985-90
Sisler, Dave (WR), Portland State (also wore #21) . . . 1978-82
Stief, Lou (DE), Purdue . . . 1960
Tant, Jay (TE), Northwestern (also wore #87) . . . 2000
Tuman, Jerome (TE), Michigan . . . 1998
Williams, Kevin (WR), Miami (Fla.) (also wore #14) . . . 2007

85

Anderson, Tazwell (E), Georgia Tech . . . 1961-64
Bilbo, Jon (T), Mississippi (also wore #65) . . . 1938-39
Brounson, John (FB/TE), Penn State (also wore #39) . . . 2005-06
Doucet, Early (WR), Louisiana State (also wore #80) . . . 2008-12
Fells, Darren (TE), California-Irvine . . . 2014-16
Gray, Mel (WR), Missouri . . . 1971-82
Holmes, Gabe (TE), Purdue . . . 2017
Jones, Freddie (TE), North Carolina . . . 2002-04
Jordan, Tim (TE), Indiana . . . 1989-91
Moore, Rob (WR), Syracuse . . . 1995-2001
Novacek, Jay (TE), Wyoming (also wore #84) . . . 1985-89
Pittman, Danny (WR), Wyoming . . . 1983-84
Richards, Perry (E), Detroit . . . 1959-60
Summerall, Pat (K/E), Arkansas (also wore #81) . . . 1953-57
Thomas, Ralph (E), San Francisco . . . 1952
Urban, Jerheme (WR), Trinity . . . 2007-09
Ware, Derek (TE), Central State (Okla.) . . . 1992-94
Williams, Jamie (TE), Nebraska . . . 1983

86

Baker, Mel (WR), Texas Southern . . . 1976
Ballard, Jake (TE), Ohio State . . . 2013
Brumm, Don (DE), Purdue . . . 1963-69, '72
Byrd, Dominique (TE), Southern California . . . 2009
Candace, Cameron (LS), Portland State . . . 2016
Childs, Jim (WR), California Poly-San Luis Obispo . . . 1978-80
Clayton, Ralph (WR), Michigan . . . 1981
Crittendon, John (E), Wayne State . . . 1954
Duncan, Clyde (WR), Tennessee . . . 1984-85
Fann, Chad (TE), Florida A&M (also wore #49) . . . 1993-95
Floyd, John (WR), Northeast Louisiana . . . 1981
Fox, Chas (WR), Furman . . . 1986
Gilmore, Bryan (WR), Midwestern St. (Tex.) (also wore #11) . . . 2000-03
Heap, Todd (TE), Arizona State . . . 2011-12
Jefferson, D.C. (TE), Rutgers . . . 2013
Jones, Ernie (WR), Indiana . . . 1988-92
Jordan, Kevin (WR), UCLA . . . 1996
Junkin, Trey (TE/LS), Louisiana Tech . . . 1996-2001



McBride, Adrian (WR), Missouri	1987
McInnis, Hugh (E), Southern Mississippi	1960-62
Nagler, Gern (E), Santa Clara (also wore #84)	1953, '55-58
Seals-Jones, Ricky (TE), Texas A&M	2017-
Swanson, Eric (WR), Tennessee (also wore #82)	1986
Thompson, Ken (WR), Utah State	1982-83
Walters, Troy (WR), Stanford	2006
Williams, Karl (WR/P), Texas A&M Kingsville	2004

87

Brubaker, Dick (E), Ohio State	1955, '57
Bryant, Chuck (E), Ohio State	1962
Bush, Steve (TE), Arizona State	2001-03
Chandler, Al (TE), Oklahoma	1978-79
Dimancheff, Babe (B), Purdue	1947-50
Gray, Earnest (WR), Memphis State	1985
Hillebrand, Jerry (LB), Colorado	1967
Johnson, Troy (WR), Southern	1986-87
Joyce, Terry (P), Missouri Southern	1976-77
King, Jeff (TE), Virginia Tech	2011-13
Ladd, Jim (E), Bowling Green	1954
McBride, Oscar (TE), Notre Dame (also wore #48)	1995-96
McGill, Eddie (TE), Western Carolina	1982-84
McWilliams, Johnny (TE), Southern California	1996-99
Morey, Sean (WR), Brown	2007-09
Newhouse, Reggie (WR), Baylor	2004-05
Niklas, Troy (TE), Notre Dame	2014-17
Ofahengau, Tevita (TE), Brigham Young	2001
Osborne, Richard (TE), Texas A&M	1979
Proehl, Ricky (WR), Wake Forest	1990-94
Ramsey, Ray (B), Bradley	1950-53
Schleicher, Maury (LB), Penn State	1959
Snowden, Cal (DE), Indiana	1969-70
Staggs, Jeff (LB), San Diego State	1972-73
Swinton, Reggie (WR/KR), Murray State	2005
Tant, Jay (TE), Northwestern (also wore #84)	2000
Thaxton, Jim (TE), Tennessee State	1978
Wakefield, Fred (OT/DE/TE), Illinois (also wore #79, 97)	2001-06

88 (Retired)

Burkett, Jeff (E), Louisiana State (also wore #35, 89)	1947
Cain, J.V. (WR/TE), Colorado (honored with number retirement)	1974-77

Hyatt, Freddie (WR), Auburn	1968-72
Kuharich, Joe (G), Notre Dame (also wore #17)	1940-41, '45
Pupils, Andy (B), Notre Dame	1943
Randle, Sonny (WR), Virginia	1959-66
Sagely, Floyd (E), Arkansas	1957
Sutch, George (B), Temple	1946

89

Anderson, Warren (WR), West Virginia State	1978
Beach, Pat (TE), Washington	1993
Beckman, Tom (DE), Michigan	1972
Bergen, Adam (TE), Lehigh	2005-06
Boso, Cap (TE), Illinois	1986
Boston, David (WR), Ohio State	1999-02
Brock, Fred (WR), Southern Mississippi	1996-98
Brown, Robert (TE), Alcorn A&M	1969-70
Burkett, Jeff (E), Louisiana State (also wore #35, 88)	1947
Carlson, John (TE), Notre Dame	2014
Foster, Larry (WR), Louisiana State	2003
Gaines, Wendall (TE/OT), Oklahoma State (also wore #91)	1994-95
Harris, William (TE), Bishop	1987
Hayes, Julius (TE), North Alabama (also wore #48)	1996, '98
LaFleur, Greg (TE), Louisiana State	1981-85
Lawson, Jayvone (WR), Louisiana-Lafayette	2013
Long, Dave (DE), Iowa	1966-68
McPhee, Frank (E), Princeton	1955

Parris, Gary (TE), Florida State	1979-80
Patrick, Ben (TE), Delaware	2007-10
Poole, Nate (WR), Marshall	2002-04
Reeves, Walter (TE), Auburn	1989-93
Walczak, Mark (TE), Arizona	1988
Sampson, DeMarco (WR), San Diego State	2011
Samuels, Terry (TE), Kentucky (also wore #44)	1994-95
Schwall, Vic (B), Northwestern (also wore #37)	1947-50
Valles, Hakeem (TE), Monmouth	2016
Weber, Chuck (LB), West Chester State	1956-58

90

Campbell, Mark (DT), Florida	1997
Cross, Bill (HB), West Texas State (also wore #20)	1951-53
Dockett, Darnell (DT), Florida State	2004-14
McCants, Keith (DE), Alabama	1994-95
Moore, Alton (DE), Auburn (also wore #69)	2002
Memidde, Robert (DT), Mississippi	2016
Osborne, Eldonda (LB), Louisiana Tech	1990
Procell, Janett (DE), Louisiana Tech	2001
Redding, Corey (OT), Texas	2015
Stallings, Robert (TE), Southern Mississippi	1986
Stowe, Tyrone (LB), Rutgers (also wore #91)	1991-93
Wadsworth, Andre (DE), Florida State	1998-00
Wilson, Karl (DE), Louisiana State	1989

91

Bailey, Rodney (DE), Ohio State	2007
Bryant, Wendell (DT), Wisconsin	2002-2004
Gaines, Wendall (TE/DT), Oklahoma State (also wore #89)	1994-95
Holliday, Ronnie (DE), North Carolina	2011-12
Iwebema, Kenny (DE), Iowa	2008-10
Lunz, Gerry (G), Marquette	1925-26
Monaco, Ron (LB), South Carolina	1986
Moore, Langston (DT), South Carolina	2005-06
Schmidt, George (E), Lewis (also wore #81)	1953
Shaughtnessy, Matt (LB), Wisconsin	2013-14
Slater, Fred (T), Iowa (also wore #14, 47)	1926-31
Stinson, Ed (DT), Alabama (also wore #72)	2014-16
Stowe, Tyrone (LB), Rutgers (also wore #90)	1991-93
Swinger, Rashod (DT), Rutgers	1997-2000

92

Berry, Bertrand (DE), Notre Dame	2004-09
Cussins, Jomo (DE), Florida A&M	1998
England, Eric (DE), Texas A&M	1994-96
Manley, Dexter (DE), Oklahoma State	1990
Rubio, Angel (DT), Southeast Missouri State	1999
Rucker, Froste (DE/DT), Southern California (also wore #98)	2013-17
Tanner, Barron (OT), Oklahoma	2000-03
Tardits, Richard (LB), Georgia	1989
Wallerstedt, Brett (LB), Arizona State	1993
Williams, Dan (DT), Tennessee	2010-14

93

Bulman, Tim (DT), Boston College	2005
Campbell, Calais (DE/OT), Miami (Fla.)	2008-16
Coleman, Sidney (LB), Southern Mississippi	1991
Cooper, Chris (DE), Nebraska-Omaha	2006-07
Davis, Reuben (DE), North Carolina	1992-93
Dunbar, Karl (DE), Louisiana State	1994-95
Gilbert, Freddie (DE), Georgia	1989
Smith, Mark (DT), Auburn	1997-00
Vanden Bosch, Kyle (DE), Nebraska	2001-04

94

Acho, Sam (LB), Texas	2011-14
Bell, Marcus (DT), Memphis	2001-03

Cochran, Antonio (DE), Georgia	2005
Dykes, Kellen (DT), West Virginia	2009-10
Faulkner, Jeff (DE), Southern	1991-92
Sears, Corey (DT), Mississippi State	1999-00
Smith, Antonio (DE), Oklahoma State (also wore #67)	2004-08
Williams, Xavier (DT), Northern Iowa	2015-17
Wilson, Bernard (DT), Tennessee State	1994-98
Zellner, Peppi (DE), Fort Valley State	2004

95

Buczkowski, Bob (DT), Pittsburgh	1989
Burke, Thomas (DE), Wisconsin (also wore #60)	1999-02
Burnett, Victor (DE), Fresno State (also wore #69)	1987
Chapura, Dick (DT), Missouri	1990
Dwyer, Nate (DT), Kansas (also wore #72)	2000
Gunter, Rodney (DT), Delaware State	2015-
Highsmith, Ali (LB), Louisiana State	2008-09
Kelly, Tommy (DT), Mississippi State	2014
King, Kenny (DT), Alabama (also wore #72)	2003-05
Lumpkin, Ricky (DT), Kentucky	2012-13
Miller, Jamir (LB), UCLA	1994-98
Moses, Quentin (DE), Georgia	2007
Ransom, Derrick (DE), Cincinnati	2003
Schobel, Bo (DE), Texas Christian	2007

96

Johnson, Dennis (DE), Kentucky	2002-03
Kolodziej, Ross (DT), Wisconsin	2007
Martin, Kareem (DE/LB), North Carolina	2014-17
McNanie, Sean (DE), San Diego State	1988
Ottis, Brad (DT), Wayne State (Mich.)	1996-2000
Schabke, A.J. (FB), South Dakota (also wore #44)	2006
Simmons, Clyde (DE), Western Carolina	1994-95
Talley, Ronald (DE), Delaware	2011-13
Truluck, R-Kai (DE), SUNY-Cortland	2005
Williams, Chris (DL), American International	1991
Williams, Willie (T), Louisiana State (also wore #60)	1990-92

97

Alexander, Lorenzo (LB), California	2013-14
Busler, Ray (T), Marquette (also wore #43)	1940-41, '45
Hooks, Bryan (DT), Arizona State	1994
Hyche, Steve (LB), Livingston	1991-93
Maumalanga, Chris (DT), Kansas	1995-96
Mauro, Josh (DE/DT), Stanford (also wore #73)	2014-17
Pace, Calvin (DE/LB), Wake Forest (also wore #79)	2003-07
Rice, Simon (DE), Illinois (also wore #79)	1996-00
Rubinson, Bryan (DT), Fresno State	2008-10
Spachman, Chris (DE), Nebraska	1988
Wakefield, Fred (OT/DE/TE), Illinois (also wore #78, 79, 87)	2001-06

98

Davis, Russell (DT), North Carolina	2000-05
Eason, Nick (DT), Clemson	2011-12
Hairston, Carl (DT), Maryland-Eastern Shore	1990
Mallouf, Ray (B), Southern Methodist (also wore #22, 78)	1941, '46-48
Peters, Corey (DT), Kentucky	2015-
Rucker, Froste (DE/DT), Southern California (also wore #92)	2013-17
Swann, Eric (DL), None	1991-99
Watson, Gabe (DT), Michigan	2006-10

99 (Retired)

Goldberg, Marshall "Biggie" (B/DB), Pittsburgh	1939-40, '46-48 (also wore #42, 73) (honored with number retirement)
Nussbaumer, Bob (B), Michigan	1949-50
Tonelli, Mario "Motts" (B), Notre Dame (also wore #58)	1940, '45

CARDINALS IN CANTON

There are currently 13 members of the Cardinals organization enshrined in the Pro Football Hall of Fame. In 2014 **CB Aeneas Williams** became the first Arizona Cardinals draft pick inducted into the Hall of Fame. In 2017, **Kurt Warner** became the first Cardinals quarterback enshrined in Canton.

CARDINALS IN THE PRO FOOTBALL HALL OF FAME

HOF Member	Year Inducted
Charles W. Bidwill, Sr. (Owner)	1967
Jimmy Conzelman (Coach)	1964
T Dan Dierdorf	1996
HB John "Paddy" Driscoll	1965
DB Dick "Night Train" Lane	1974
HB Ollie Matson	1972
HB Ernie Nevers	1963

HOF Member	Year Inducted
TE Jackie Smith	1994
HB Charley Trippi	1968
QB Kurt Warner	2017
CB Roger Wehrli	2007
CB Aeneas Williams	2014
S Larry Wilson	1978





RETIRED JERSEYS

LARRY WILSON
SAFETY

8



Professional—One of the greatest defensive backs in NFL history ... enshrined in the Pro Football Hall of Fame in 1978 ... named to the all-time NFL team in 1994 to commemorate the league's 75th anniversary ... played entire career as a Cardinal in St. Louis (1960-72) ... played in eight Pro Bowls ... all-NFL six times ... 52 career interceptions ... cat-like defender and exceptional team leader ... interceptions in seven consecutive

games in 1966 ... NFL's top free safety during 13-year career ... made the safety blitz famous.

College—Utah ... 6-0, 190 ... two-way star for Utes from 1957-60 ... seventh-round draft pick by St. Louis Cardinals in 1960.

Etc.—Born March 24, 1938 in Rigby, Idaho ... regarded as one of the toughest players in NFL history ... once intercepted a pass for a go-ahead touchdown with two broken wrists ... retired from the team's front office in 2003, ending 43-year NFL career, all as a Cardinal.

PAT TILLMAN
SAFETY

40



Professional—Fierce competitor defied odds as seventh-round draft choice in 1998 to become three-year starting safety and establish franchise single-season record with 224 tackles in 2000 ... successfully converted from college linebacker to pro defensive back ... named All-Pro by Sports Illustrated in 2000 ... in 1998 became first rookie starting safety for Cardinals since team relocated to Arizona in 1988 ... left the Cardinals prior to

2002 season to enlist in U.S. Army and become member of elite Army Ranger unit, as did his brother, Kevin, who tabled a professional baseball career in the Cleveland Indians organization ... admirably declined all media attention throughout tour of duty ... killed April 22, 2004 in Afghanistan.

College—Local favorite during college career at Arizona State University ... Pac-10 Conference defensive player-of-the-year in 1997 ... key member of Sun Devils' 1996 Rose Bowl squad ... three-year starting linebacker ... selected by Cardinals in seventh round (226th overall) of 1998 NFL Draft.

Etc.—Born November 6, 1976 in Fremont, Calif. ... graduated summa cum laude in three and one-half years with marketing degree from ASU with 3.84 grade-point-average with academic all-America honors ... outdoors enthusiast also competed in triathlons as part of training regimen.

STAN MAULDIN
TACKLE

77



Professional—Tackle for the Chicago Cardinals (1946-48) ... opened holes in the line with hard-hitting bulk for the Cardinals' "Million-Dollar Backfield" ... member of the Cards' 1947 NFL championship team ... died of a heart attack after opening-day victory over the Eagles in 1948.

College—Texas ... 6-2, 215 ... all-America tackle for the Longhorns ... winner of the Outstanding Athlete Trophy in 1942 ... one of Texas' "13 Immortals" in 1940.

Etc.—Born December 27, 1920 in Amarillo, Texas ... flew bombing missions with the 15th Air Force Division over Italy during World War II.

J.V. CAIN
TIGHT END

88



Professional—Doubled at tight end and wide receiver for the St. Louis Cardinals (1974-77) ... part of Head Coach Don Coryell's messenger service as a rookie wide receiver in 1974 ... replaced Hall of Famer Jackie Smith at tight end in mid-1975 ... caught passes in 12 of 13 games in 1976 ... one-handed touchdown catch in 1977 provided margin of victory in 16-13 win over Chicago ... died after collapsing from a heart condition at training camp in 1979.

College—Colorado ... 6-4, 220 ... all-America ... two-time all-Big 8 Conference selection ... caught 53 passes for 700 yards during junior and senior seasons ... first-round draft choice of the Cardinals in 1974.

Etc.—Born July 22, 1951 in Houston, Texas ... played in the East-West and Hula Bowl games.

MARSHALL GOLDBERG
RUNNING BACK/DEF. BACK

99



Professional—All-round player who starred as a ball carrier, defensive back, and return specialist for the Chicago Cardinals (1939-43, '46-48) ... second team All-Pro selection in 1941 ... NFL mid-season rushing, punt and kickoff return, and interception leader in 1941 ... career statistics included 1,644 yards rushing in 476 attempts for 11 touchdowns, and 60 pass receptions for 776 yards and five touchdowns ... member of Cards' 1947 NFL championship team.

College—Pittsburgh ... 5-11, 195 ... two-time consensus all-America halfback at Pitt.

Etc.—Born October 24, 1917 in Elkins, W.Va. ... 1980 inductee into the Jewish Hall of Fame in Tel Aviv, Israel ... playing career interrupted for two years (1944-45) during World War II when he served in the Navy ... nicknamed "Biggie." ... passed away on April 3, 2006.



ANNUAL RESULTS

Year	Won	Lost	Tied	Pct.	Head Coach	Year	Won	Lost	Tied	Pct.	Head Coach
1920	3	2	1	.600	Marshall Smith	1980	5	11	0	.312	Jim Hanifan
1921	3	3	2	.400	John "Paddy" Driscoll	1981	7	9	0	.438	Jim Hanifan
1922	8	3	0	.727	John "Paddy" Driscoll	1982	5	4	0	.556	Jim Hanifan
1923	8	4	0	.667	Arnie Horween	1983	8	7	1	.531	Jim Hanifan
1924	5	4	1	.556	Arnie Horween	1984	9	7	0	.563	Jim Hanifan
1925*	11	2	1	.846	Norm Barry	1985	5	11	0	.312	Jim Hanifan
1926	5	6	1	.455	Norm Barry	1986	4	11	1	.281	Gene Stallings
1927	3	7	1	.300	Guy Chamberlin	1987	7	8	0	.467	Gene Stallings
1928	1	5	0	.167	Fred Gillies	1988###	7	9	0	.438	Gene Stallings
1929	6	6	1	.500	Dewey Scanlon	1989	5	11	0	.313	Gene Stallings (e)
1930	5	6	2	.455	Ernie Nevers	1990	5	11	0	.313	Joe Bugel
1931	5	4	0	.556	LeRoy Andrews (a)	1991	4	12	0	.250	Joe Bugel
1932	2	6	2	.250	Jack Chevigny	1992	4	12	0	.250	Joe Bugel
1933	1	9	1	.100	Paul Schissler	1993	7	9	0	.436	Joe Bugel
1934	5	6	0	.455	Paul Schissler	1994	8	8	0	.500	Buddy Ryan
1935	6	4	2	.600	Milan Creighton	1995	4	12	0	.250	Buddy Ryan
1936	3	8	1	.250	Milan Creighton	1996	7	9	0	.436	Vince Tobin
1937	5	5	1	.500	Milan Creighton	1997	4	12	0	.250	Vince Tobin
1938	2	9	0	.182	Milan Creighton	1998	9	7	0	.563	Vince Tobin
1939	1	10	0	.091	Ernie Nevers	1999	6	10	0	.375	Vince Tobin
1940	2	7	2	.222	Jimmy Conzelman	2000	3	13	0	.188	Vince Tobin (f)
1941	3	7	1	.300	Jimmy Conzelman	2001	7	9	0	.436	Dave McGinnis
1942	3	8	0	.273	Jimmy Conzelman	2002	5	11	0	.313	Dave McGinnis
1943	0	10	0	.000	Philip G. Handler	2003	4	12	0	.250	Dave McGinnis
1944	Cardinal-Pittsburgh teams played as combination					2004	6	10	0	.375	Dennis Green
1945	1	9	0	.100	Philip G. Handler	2005	5	11	0	.313	Dennis Green
1946	6	5	0	.545	Jimmy Conzelman	2006	5	11	0	.313	Dennis Green
1947*	9	3	0	.750	Jimmy Conzelman	2007	8	8	0	.500	Ken Whisenhunt
1948+	11	1	0	.917	Jimmy Conzelman	2008^ ***	9	7	0	.563	Ken Whisenhunt
1949	6	5	1	.545	Phil Handler-Buddy Parker	2009^	10	6	0	.625	Ken Whisenhunt
1950	5	7	0	.417	Earl "Curly" Lambeau	2010	5	11	0	.313	Ken Whisenhunt
1951	3	9	0	.250	Earl "Curly" Lambeau	2011	8	8	0	.500	Ken Whisenhunt
1952	4	8	0	.333	Joseph L. Kuharich	2012	5	11	0	.313	Ken Whisenhunt
1953	1	10	1	.091	Joseph Stydahar	2013	10	6	0	.625	Bruce Arians
1954	2	10	0	.167	Joseph Stydahar	2014	11	5	0	.688	Bruce Arians
1955	4	7	1	.364	Ray Richards	2015^	13	3	0	.813	Bruce Arians
1956	7	5	0	.583	Ray Richards	2016	7	8	1	.469	Bruce Arians
1957	3	9	0	.250	Ray Richards	2017	8	8	0	.500	Bruce Arians
1958	2	9	1	.182	Frank "Pop" Ivy						
1959	2	10	0	.167	Frank "Pop" Ivy						
1960#	6	5	1	.545	Frank "Pop" Ivy						
1961	7	7	0	.500	Frank "Pop" Ivy (b)						
1962	4	9	1	.308	Wally Lemm						
1963	9	5	0	.643	Wally Lemm						
1964	9	3	2	.750	Wally Lemm						
1965	5	9	0	.357	Wally Lemm						
1966	8	5	1	.615	Charley Winner						
1967	6	7	1	.462	Charley Winner						
1968	9	4	1	.692	Charley Winner						
1969	4	9	1	.308	Charley Winner						
1970	8	5	1	.615	Charley Winner						
1971	4	9	1	.308	Bob Hollway						
1972	4	9	1	.321	Bob Hollway (c)						
1973	4	9	1	.321	Don Coryell						
1974**	10	4	0	.714	Don Coryell						
1975**	11	3	0	.786	Don Coryell						
1976	10	4	0	.714	Don Coryell						
1977	7	7	0	.500	Don Coryell						
1978	6	10	0	.375	Bud Wilkinson						
1979	5	11	0	.312	Bud Wilkinson (d)						

** Won NFC Eastern Division Championship

+ Won NFL Western Conference Championship

^ Won NFC West

*** Won NFC Championship

* NFL Champion

First season in St. Louis

First season in Arizona

(a) Resigned after one game. Replaced by Ernie Nevers.

(b) Resigned after 12 games. Replaced by coaches Drulis, Prochaska, and Willsey.

(c) Beginning with 1972, won-lost percentage includes ties.

(d) Released after 13 games. Replaced by Larry Wilson on interim basis.

(e) Released after 11 games. Replaced by Hank Kuhlmann on interim basis.

(f) Released after seven games. Replaced by Dave McGinnis on interim basis. McGinnis named permanent head coach prior to the season finale.



ALL-TIME RESULTS

1920 (3-2-1)

HEAD COACH MARSHALL SMITH

Oct. 10	At Chicago Tigers	T	0-0	8,000
Oct. 17	Moline Athletics*	W	33-3	Unknown
Oct. 24	At Rock Island Ind.	L	0-7	4,000
Oct. 31	Detroit Heralds	W	21-0	3,000
Nov. 7	At Chicago Tigers	W	6-3	7,000
Nov. 14	Cincinnati Celts*	W	20-0	5,000
Nov. 21	Lansing Oldsmobile*	W	14-0	3,500
Nov. 28	Decatur Staleys	W	7-6	8,500
Dec. 5	At Decatur Staleys	L	0-10	8,500
Dec. 19	At Chicago Staysms*	T	14-14	Unknown

Home: 2-0. Away: 1-2-1. 115-43

*Non-league game

1921 (3-3-2)

HEAD COACH JOHN "PADDY" DRISCOLL

Sept. 25	Racine American Legion*	W	27-0	Unknown
Oct. 2	Minneapolis Marines	W	20-0	4,000
Oct. 9	Akron Pros	L	0-23	6,000
Oct. 16	Rock Island Ind.	L	7-14	4,000
Oct. 23	Columbus Panhandles	W	17-6	6,000
Nov. 6	Hammond Pros	W	7-0	Unknown
Nov. 20	Green Bay	T	3-3	2,000
Nov. 24	At Chicago Staysms*	W	27-0	Unknown
Nov. 27	Gary Elks*	W	21-0	2,000
Dec. 4	Akron Pros	L	0-7	3,500
Dec. 18	At Chicago Staleys	T	0-0	2,000

Home: 3-3-1. Away: 0-0-1. 129-53

*Non-league game

1922 (8-3)

HEAD COACH JOHN "PADDY" DRISCOLL

Sept. 24	Maplewood Rovers*	W	28-0	Unknown
Oct. 1	Milwaukee Badgers	W	3-0	3,500
Oct. 15	Green Bay	W	16-3	3,500
Oct. 22	Minneapolis Marines	W	3-0	4,000
Oct. 29	Columbus Panhandles	W	37-6	5,000
Nov. 5	Buffalo All-Americans	W	9-7	4,000
Nov. 12	Akron Pros	W	7-0	2,000
Nov. 19	Canton Bulldogs	L	0-7	7,500
Nov. 26	At Canton Bulldogs	L	3-20	2,500
Nov. 30	Chicago Bears	W	6-0	14,000
Dec. 3	Dayton Triangles	L	3-7	3,000
Dec. 10	Chicago Bears	W	9-0	15,000

Home: 8-2. Away: 0-1. 124-50

*Non-league game

1923 (8-4)

HEAD COACH ARNIE HORWEEN

Sept. 30	Buffalo All-Americans	W	3-0	Unknown
Oct. 7	Rochester Jeffersons	W	60-0	5,000
Oct. 14	Akron Indians	W	19-0	Unknown
Oct. 21	Minneapolis Marines	W	9-0	4,000
Oct. 28	Dayton Triangles	W	13-3	5,000
Nov. 4	Canton Bulldogs	L	3-7	6,000
Nov. 11	Hammond Pros	W	6-0	3,500
Nov. 18	Duluth Kelleys	W	10-0	5,500
Nov. 25	Racine Legion	L	4-10	7,000
Nov. 29	At Chicago Bears	L	0-3	13,500
Dec. 2	Oorang Indians	W	22-19	1,200
Dec. 9	Milwaukee Badgers	L	12-14	6,000

Home: 8-3. Away: 0-1. 161-56

1924 (5-4-1)

HEAD COACH ARNIE HORWEEN

Sept. 28	Milwaukee Badgers	W	17-7	4,000
Oct. 5	Green Bay	W	3-0	2,800
Oct. 12	Minneapolis Marines	W	13-0	8,000
Oct. 19	At Chicago Bears	L	0-6	12,000
Oct. 26	Hammond Pros	L	3-6	3,500
Nov. 2	Milwaukee Badgers	L	8-17	3,000
Nov. 9	Dayton Triangles	W	23-0	2,500
Nov. 16	Akron Indians	W	13-0	2,500
Nov. 23	Racine Legion	T	10-10	4,000
Nov. 27	Chicago Bears	L	0-21	13,000

Home: 5-3-1 (40,800). Away: 0-1 (12,000). 90-67

1925 (11-2-1) (NFL CHAMPION)

HEAD COACH NORM BARRY

Sept. 27	Hammond Pros	L	6-10	Unknown
Oct. 4	Milwaukee Badgers	W	34-0	2,500
Oct. 11	Columbus Tigers	W	19-9	Unknown
Oct. 18	Kansas City Cowboys	W	20-7	Unknown
Oct. 25	Chicago Bears	W	9-0	13,000
Nov. 1	Duluth Kelleys	W	10-6	20,000
Nov. 8	Green Bay	W	9-6	4,000
Nov. 15	Buffalo Bisons	W	23-6	4,000
Nov. 22	Dayton Triangles	W	14-0	3,000
Nov. 26	At Chicago Bears	T	0-0	39,000
Nov. 29	Rock Island Ind.	W	7-0	3,000
Dec. 6	Pottsville Maroons	L	7-21	15,000
Dec. 10	Milwaukee Badgers	W	59-0	250
Dec. 12	Hammond Pros	W	13-0	1,000

Home: 11-2. Away: 0-0-1. 230-46

1926 (5-6-1)

HEAD COACH NORM BARRY

Sept. 19	Columbus Tigers	W	14-0	2,500
Sept. 26	L.A. Buccaneers	W	15-0	8,000
Oct. 3	Racine Tornadoes	W	20-0	3,000
Oct. 10	At Green Bay	W	13-7	5,000
Oct. 17	At Chicago Bears	L	0-16	12,000
Oct. 24	At Milwaukee Badgers	W	3-2	Unknown
Oct. 31	Green Bay	L	0-3	2,500
Nov. 6	At Frankford Yellow Jackets	L	7-33	8,000
Nov. 7	At N.Y. Giants	L	0-20	5,000
Nov. 11	Chicago Bears*	L	0-10	10,000
Nov. 25	At Chicago Bears	T	0-0	8,000
Nov. 28	Kansas City Cowboys	L	2-7	14,000

Home: 3-3. Away: 2-3-1. 74-98

*Soldier Field

1927 (3-7-1)

HEAD COACH GUY CHAMBERLIN

Sept. 25	Chicago Bears	L	0-9	4,000
Oct. 2	Pottsville Maroons	W	19-7	2,000
Oct. 9	Dayton Triangles	W	7-0	2,500
Oct. 16	At Green Bay	L	0-13	4,500
Oct. 30	N.Y. Yankees	L	6-7	15,000
Nov. 6	Green Bay	T	6-6	3,500
Nov. 13	At N.Y. Yankees	L	6-20	10,000
Nov. 19	At Frankford Yellow Jackets	L	8-12	7,000
Nov. 20	At N.Y. Giants	L	7-28	10,000
Nov. 24	At Chicago Bears	W	3-0	6,000
Nov. 27	Cleveland Bulldogs	L	7-32	5,000

Home: 2-3-1 (32,000). Away: 1-4 (37,500). 69-134

1928 (1-5)

HEAD COACH FRED GILLIES

Sept. 23	Chicago Bears	L	0-15	4,000
Oct. 7	Dayton Triangles	W	7-0	Unknown
Oct. 14	At Green Bay	L	0-20	4,200
Nov. 24	At Frankford Yellow Jackets	L	0-19	8,000
Nov. 25	At N.Y. Yankees	L	0-19	7,000
Nov. 29	At Chicago Bears	L	0-34	10,000

Home: 1-1. Away: 0-4. 7-107

1929 (6-6-1)

HEAD COACH DEWEY SCANLON

Sept. 22	At Canton Bulldogs*	L	0-6	1,800
Sept. 29	At Buffalo Bisons	W	9-3	4,000
Oct. 6	At Green Bay	L	2-9	7,000
Oct. 13	At Minneapolis Red Jackets	L	7-14	Unknown
Oct. 20	At Chicago Bears	T	0-0	20,000
Oct. 27	Green Bay	L	6-7	10,000
Nov. 2	At Frankford Yellow Jackets	L	0-8	5,000
Nov. 6	At Providence Steam Roller	W	16-0	6,000
Nov. 10	Minneapolis Red Jackets	W	8-0	1,000
Nov. 17	Green Bay	L	0-12	10,000
Nov. 24	Dayton Triangles	W	19-0	300
Nov. 28	Chicago Bears	W	40-6	7,000
Dec. 1	At N.Y. Giants	L	21-24	5,000
Dec. 8	At Orange Tornadoes	W	26-0	Unknown

Home: 3-2. Away: 3-4-1. 154-89

*Non-league game



1930 (5-6-2)

HEAD COACH ERNIE NEVERS

Sept. 21	At Green Bay	L	0-14	8,000
Sept. 28	At Minneapolis Red Jackets	T	7-7	Unknown
Oct. 5	At Portsmouth Spartans	T	0-0	6,500
Oct. 8	At Newark Tornadoes	W	13-0	5,000
Oct. 12	At Providence Steam Roller	L	7-9	6,500
Oct. 16	At N.Y. Giants	L	12-25	15,000
Oct. 19	Chicago Bears	L	6-32	10,000
Oct. 25	At Frankford Yellow Jackets	W	34-7	Unknown
Oct. 26	Portsmouth Spartans	W	23-13	8,000
Oct. 29	At Milwaukee Nighthawks*	W	33-6	2,500
Nov. 2	Frankford Yellow Jackets	W	6-0	3,000
Nov. 9	N.Y. Giants	L	7-13	4,000
Nov. 16	Green Bay	W	13-6	12,000
Nov. 23	Memphis Tigers*	W	20-7	Unknown
Nov. 27	At Chicago Bears	L	0-6	8,175
Dec. 7	At Memphis Tigers*	W	6-0	Unknown
Dec. 14	At Chicago Bears*	L	7-9	Unknown

Home: 3-2. Away: 2-4-2. 194-154

*Non-league game

1931 (5-4)

HEAD COACH ROY ANDREWS (1 GAME)

HEAD COACH ERNIE NEVERS (8 GAMES)

Sept. 23	At Portsmouth Spartans	L	3-13	8,000
Oct. 11	At Green Bay	L	7-26	8,000
Oct. 18	At Chicago Bears	L	13-26	8,000
Nov. 1	At Brooklyn Dodgers	W	14-7	15,000
Nov. 8	At Cleveland Indians	W	14-6	10,000
Nov. 15	Green Bay	W	21-13	9,000
Nov. 22	Portsmouth Spartans	W	20-19	5,000
Nov. 26	At Chicago Bears	L	7-18	14,000
Nov. 28	Cleveland Indians	W	21-0	1,500
Dec. 13	At St. Louis Gunners*	W	26-6	10,000
Dec. 20	Memphis Tigers*	W	24-7	3,000

Home: 3-0 (18,500). Away: 2-4 (73,000). 170-141

*Non-league game

1932 (2-6-2)

HEAD COACH JACK CHEVIGNY

Sept. 18	At Green Bay	L	7-15	3,500
Sept. 25	Battle Creek Maroons*	W	19-0	2,000
Oct. 2	At Portsmouth Spartans	T	7-7	3,725
Oct. 9	Chicago Bears	T	0-0	7,234
Oct. 16	At Boston Braves	W	9-0	15,000
Oct. 30	Brooklyn Dodgers	W	27-7	7,159
Nov. 6	Green Bay	L	9-19	11,000
Nov. 13	At Brooklyn Dodgers	L	0-3	15,000
Nov. 20	At Staten Island Stapletons	L	7-21	5,000
Nov. 24	At Chicago Bears	L	0-34	6,800
Nov. 27	Boston Braves	L	6-8	6,200
Dec. 4	At St. Louis Gunners*	W	20-7	4,000

Home: 1-2-1 (37,593). Away: 1-4-1 (49,025). 111-121

*Non-league game

1933 (1-9-1)

HEAD COACH PAUL SCHISSLER

Sept. 17	Freepoint Lions*	W	29-6	Unknown
Sept. 20	Indianapolis Indians*	W	2-0	2,500
Sept. 27	Pittsburgh Pirates	L	13-14	6,000
Oct. 1	At Portsmouth Spartans	L	6-7	Unknown
Oct. 8	At Cincinnati Reds	W	3-0	1,500
Oct. 15	Chicago Bears	L	9-12	12,000
Oct. 22	At Boston Redskins	L	0-10	18,000
Oct. 29	At Brooklyn Dodgers	L	0-7	18,000
Nov. 5	At Green Bay	L	6-14	5,000
Nov. 12	Cincinnati Reds	L	9-12	6,000
Nov. 19	Brooklyn Dodgers	L	0-3	4,000
Nov. 30	At Chicago Bears	L	6-22	8,000
Dec. 3	Boston Redskins	T	0-0	7,000
Dec. 10	At St. Louis Gunners*	L	7-20	10,991

Home: 0-3-1. Away: 1-6. 90-127

*Non-league game

1934 (5-6)

HEAD COACH PAUL SCHISSLER

Sept. 23	At Cincinnati Reds	W	9-0	6,000
Sept. 30	At Detroit	L	0-6	18,000
Oct. 7	At Cincinnati Reds	W	16-0	2,500
Oct. 14	At Chicago Bears	L	0-20	15,000
Oct. 21	At Green Bay	L	0-15	4,000
Oct. 28	At Boston Redskins	L	0-9	10,000
Nov. 6	At Brooklyn Dodgers	W	21-0	7,000

Nov. 11	Detroit	L	13-17	7,000
Nov. 18	At Green Bay	W	9-0	3,000
Nov. 25	At Chicago Bears	L	6-17	13,800
Nov. 29	Green Bay	W	6-0	3,500
Dec. 2	At Kansas City Blues*	W	13-7	3,500
Dec. 5	At Tulsa Oilers*	W	20-7	1,200
Dec. 9	Stanford Braves*	W	37-2	12,000
Dec. 13	L.A. Bulldogs*	L	10-13	Unknown
Dec. 16	At S. California Maroons*	W	41-7	16,000
Dec. 20	PCFL All-Stars*	W	17-7	4,000
Dec. 23	At Berkeley Giants*	W	21-0	7,000

Home: 1-1. Away: 4-5. 239-127

*Non-league game

1935 (6-4-2)

HEAD COACH MILAN CREIGHTON

Sept. 15	At Green Bay	W	7-6	10,000
Sept. 29	At Detroit	T	10-10	8,200
Oct. 13	At Green Bay	W	3-0	17,000
Oct. 20	At Pittsburgh Pirates	L	13-17	6,000
Oct. 27	At N.Y. Giants	W	14-13	32,000
Nov. 3	Detroit	L	6-7	5,000
Nov. 10	Philadelphia	W	12-3	6,000
Nov. 19	At Brooklyn Dodgers	L	12-14	18,000
Nov. 24	At Boston Redskins	W	6-0	6,000
Nov. 28	Green Bay	W	9-7	7,500
Dec. 1	At Chicago Bears	T	7-7	12,167
Dec. 8	Chicago Bears	L	0-13	17,373

Home: 2-2 (35,873). Away: 4-2-2 (109,367). 99-97

1936 (3-8-1)

HEAD COACH MILAN CREIGHTON

Sept. 13	At Green Bay	L	7-10	8,900
Sept. 20	At LaCrosse Lagers*	W	20-8	Unknown
Sept. 28	At Detroit	L	0-39	25,800
Oct. 4	At Green Bay	L	0-24	12,000
Oct. 11	At Chicago Bears	L	3-7	16,288
Oct. 18	At N.Y. Giants	L	6-14	17,000
Oct. 25	At Brooklyn Dodgers	L	0-9	20,000
Nov. 1	At Boston Redskins	L	10-13	7,000
Nov. 8	Philadelphia	W	13-0	1,500
Nov. 15	Pittsburgh Pirates	W	14-6	3,856
Nov. 22	Detroit	L	7-14	7,579
Nov. 29	Chicago Bears	W	14-7	13,704
Dec. 6	Green Bay	T	0-0	5,000
Dec. 13	L.A. Bulldogs*	T	10-10	15,000

Home: 3-1-1. Away: 0-7. 104-153

*Non-league game

1937 (5-5-1)

HEAD COACH MILAN CREIGHTON

Sept. 12	At Green Bay	W	14-7	10,000
Sept. 19	At Detroit	L	7-16	17,000
Sept. 24	At Washington	W	21-14	22,367
Sept. 26	At Philadelphia	T	6-6	3,912
Oct. 3	At Cleveland Rams	W	6-0	10,000
Oct. 10	At Green Bay	L	13-34	18,000
Oct. 17	At Chicago Bears	L	7-16	23,000
Oct. 24	At Pittsburgh Pirates	W	13-7	8,963
Oct. 31	Cleveland Rams	W	13-7	9,923
Nov. 21	Detroit	L	7-16	8,576
Dec. 5	Chicago Bears	L	28-42	7,313

Home: 1-2 (25,812). Away: 4-3-1 (113,242). 135-165

1938 (2-9-0)

HEAD COACH MILAN CREIGHTON

Sept. 1	College All-Stars*	W	32-0	8,724
Sept. 11	Chicago Bears	L	13-16	20,000
Sept. 17	At Cleveland Rams	W	7-6	7,500
Sept. 25	At Green Bay	L	7-28	22,000
Sept. 28	At Green Bay (Buffalo)	L	22-24	12,500
Oct. 2	At Brooklyn Dodgers	L	0-13	17,129
Oct. 11	L.A. Bulldogs* (At Charleston, W. Va.)	T	14-14	6,500
Oct. 16	At Chicago Bears	L	28-34	21,614
Oct. 23	At Detroit	L	0-10	17,917
Oct. 26	At Philadelphia (At Erie, Pa.)	L	0-7	15,000

Nov. 6	At N.Y. Giants	L	0-6	19,648
Nov. 13	Cincinnati Bengals*	T	14-14	5,000
Nov. 20	Detroit	L	3-7	8,279
Nov. 27	Cleveland Rams	W	31-17	2,200

Home: 1-2-0 (50,703). Away: 1-7-0 (133,308). 171-196

*Non-league game



1939 (1-10)

HEAD COACH ERNIE NEVERS

Sept. 10	At Detroit	L	13-21	15,075
Sept. 17	At Green Bay	L	10-24	12,000
Sept. 24	At Pittsburgh Pirates	W	10-0	19,008
Oct. 1	Detroit	L	3-17	9,000
Oct. 8	At Green Bay	L	20-27	20,000
Oct. 15	At Chicago Bears	L	7-44	29,592
Oct. 22	Cleveland Rams	L	0-24	10,000
Nov. 5	At Cleveland Rams	L	0-14	8,378
Nov. 12	At N.Y. Giants	L	7-17	28,217
Nov. 19	At Washington	L	7-28	26,667
Nov. 26	Chicago Bears	L	7-48	16,055
Home: 0-3 (35,055). Away: 1-7 (158,937). 84-264				

1940 (2-7-2)

HEAD COACH JIMMY CONZELMAN

Sept. 8	At Pittsburgh	T	7-7	22,000
Sept. 15	At Detroit (At Buffalo)	T	0-0	18,048
Sept. 25	Chicago Bears	W	21-7	23,181
Sept. 29	At Green Bay	L	6-31	21,000
Oct. 5	At Detroit	L	14-43	20,619
Oct. 13	At Washington	L	21-28	33,691
Oct. 20	At Cleveland Rams	L	14-26	13,683
Oct. 27	Cleveland Rams	W	17-13	10,313
Nov. 1	Green Bay	L	7-28	11,364
Nov. 24	At Brooklyn Dodgers	L	9-14	16,619
Dec. 1	At Chicago Bears	L	23-31	13,902
Home: 2-1 (44,858). Away: 0-6-2 (159,562). 139-222				

1941 (3-7-1)

HEAD COACH JIMMY CONZELMAN

Sept. 9	At Kenosha Cardinals*	T	21-21	3,000
Sept. 16	Cleveland Rams	L	6-10	15,000
Sept. 27	Detroit	T	14-14	15,458
Oct. 5	At Green Bay (Milw.)	L	13-14	10,000
Oct. 12	At Chicago Bears	L	7-53	34,668
Oct. 19	At Brooklyn Dodgers	W	20-6	12,054
Oct. 26	At Philadelphia	L	14-21	12,683
Nov. 2	At N.Y. Giants	W	10-7	29,289
Nov. 16	At Green Bay	L	9-17	15,495
Nov. 23	At Cleveland Rams	W	7-0	5,000
Nov. 30	At Detroit	L	3-21	17,051
Dec. 7	Chicago Bears	L	24-34	18,879
Home: 0-2-1 (49,337). Away: 3-5-0 (139,240). 148-218				

*Non-league game

1942 (3-8)

HEAD COACH JIMMY CONZELMAN

Sept. 6	Western Army All-Stars*	L	10-16	20,000
(At Denver, Colo.)				
Sept. 13	At Cleveland Rams (At Buffalo)	W	7-0	18,698
Sept. 20	Detroit	W	13-0	14,742
Oct. 4	Green Bay	L	13-17	25,000
Oct. 11	At Chicago Bears	L	14-41	38,500
Oct. 18	At Detroit	W	7-0	14,100
Oct. 25	At Cleveland Rams	L	3-7	7,896
Nov. 1	At Green Bay	L	24-55	15,000
Nov. 8	At Washington	L	0-28	35,425
Nov. 15	Wichita Aero Commanders*	W	35-7	5,000
Nov. 22	At Pittsburgh	L	3-19	20,711
Nov. 29	At N.Y. Giants	L	7-21	20,354
Dec. 6	Chicago Bears	L	7-21	8,251
Home: 1-2 (52,993). Away: 2-6 (170,684). 143-232				

*Non-league game.

1943 (0-10)

HEAD COACH PHIL HANDLER

Sept. 19	At Detroit	L	14-35	23,408
Sept. 26	Washington (Buffalo)*	L	21-43	20,707
Oct. 3	Green Bay	L	7-28	15,563
Oct. 10	Chicago Bears	L	0-20	24,658
Oct. 17	Detroit (Buffalo)	L	0-7	15,072
Oct. 24	At Washington	L	7-13	35,540
Oct. 31	At Phila.-Pitt. Steagles	L	13-34	16,351
Nov. 7	At Brooklyn Dodgers	L	0-37	13,340
Nov. 14	At Green Bay	L	14-35	11,000
Nov. 21	At N.Y. Giants	L	13-24	19,804
Nov. 28	Chicago Bears	L	24-35	17,219
Home: 0-5 (93,219). Away: 0-5 (119,443). 116-281				

*Non-league game

1944 (0-10)+

CO-COACH PHIL HANDLER (CARDINALS)

CO-COACH WALT KIESLING (STEELERS)

Sept. 12	Philadelphia*	L	0-22	20,000
Sept. 18	Washington* (At Pitt., Pa.)	L	0-3	17,085
Sept. 24	Cleveland Rams (At Pitt., Pa.)	L	28-30	20,968
Oct. 1	N.Y. Giants* (At Pitt., Pa.)	W	17-16	Unknown
Oct. 8	At Green Bay	L	7-34	16,500
Oct. 15	At Chicago Bears	L	7-34	20,940
Oct. 22	At N.Y. Giants	L	0-23	40,734
Oct. 29	At Washington	L	20-42	35,540
Nov. 5	Vs. Detroit (At Pitt., Pa.)	L	0-27	17,743
Nov. 12	At Detroit	L	0-10	13,239
Nov. 19	Cleveland Rams	L	6-33	14,632
Nov. 26	Green Bay	L	20-35	7,158
Dec. 3	Chicago Bears	L	7-49	9,069
(At Pittsburgh, Pa.) 112-368				

Home: 0-6. Away: 0-4.

*Non-league game

+The Cardinals and Steelers combined teams for the 1944 season as a war-time emergency measure. Coaching duties were divided between the teams' head coaches. Home games were divided between Pittsburgh and Chicago.

1945 (1-9)

HEAD COACH PHIL HANDLER

Sept. 17	Washington* (At Buffalo, N.Y.)	T	7-7	Unknown
Sept. 23	Detroit (At Milwaukee, Wisc.)	L	0-10	5,461
Sept. 30	At Cleveland Rams	L	0-21	10,872
Oct. 7	At Philadelphia	L	6-26	25,581
Oct. 14	At Chicago Bears	W	16-7	20,784
Oct. 21	At Detroit	L	0-26	32,644
Oct. 28	At Green Bay	L	14-33	19,221
Nov. 4	At Washington	L	21-24	35,000
Nov. 11	At Pittsburgh	L	0-23	13,153
Nov. 18	Cleveland Rams	L	21-35	18,000
Dec. 2	Chicago Bears	L	20-28	13,925
Home: 0-2. Away: 1-7. 105-240				

*Non-league game

1946 (6-5)

HEAD COACH JIMMY CONZELMAN

Sept. 20	At Pittsburgh	L	7-14	32,851
Sept. 30	Detroit	W	34-14	26,842
Oct. 6	Chicago Bears	L	17-34	39,263
Oct. 13	At Detroit	W	36-14	23,987
Oct. 20	At N.Y. Giants	L	24-28	50,681
Oct. 27	L.A. Rams	W	34-10	38,180
Nov. 3	At Boston Yanks	W	28-14	10,556
Nov. 10	Green Bay	L	7-19	30,691
Nov. 17	At L.A. Rams	L	14-17	38,271
Nov. 24	At Green Bay	W	24-6	16,150
Dec. 1	At Chicago Bears	W	35-28	47,511
Home: 2-2 (134,976). Away: 4-3 (220,007). 260-198				

1947 (9-3, NFL Champion)

HEAD COACH JIMMY CONZELMAN

Sept. 28	Detroit	W	45-21	22,739
Oct. 5	Chicago Bears	W	31-7	51,123
Oct. 12	At Green Bay	W	14-10	25,502
Oct. 19	At L.A. Rams	L	7-27	69,631
Oct. 26	Boston Yankess	W	27-7	22,286
Nov. 2	L.A. Rams	W	17-10	40,575
Nov. 9	At Detroit	W	17-7	27,513
Nov. 16	Detroit	W	21-20	40,086
Nov. 23	At Washington	L	21-45	35,362
Nov. 30	At N.Y. Giants	L	31-35	28,744
Dec. 7	At Philadelphia	W	45-21	34,432
Dec. 14	At Chicago Bears	W	30-21	48,632
Home: 5-0 (176,809). Away: 4-3 (221,184). 306-231				
NFL Championship Game, Comiskey Park, Chicago				
Dec. 28	Philadelphia	W	28-21	30,759

*Non-league game

1948 (11-1)

HEAD COACH JIMMY CONZELMAN

Sept. 24	Philadelphia	W	21-14	25,875
Oct. 4	Chicago Bears	L	17-28	52,765
Oct. 10	At Green Bay (Milw.)	W	17-7	34,369
Oct. 17	At N.Y. Giants	W	63-35	35,342
Oct. 24	Boston Yanks	W	49-27	23,433
Oct. 31	At L.A. Rams	W	27-22	32,149
Nov. 7	Detroit	W	56-20	24,051
Nov. 14	At Pittsburgh	W	24-7	33,364
Nov. 21	L.A. Rams	W	27-24	29,031
Nov. 25	At Detroit	W	28-14	22,957
Dec. 5	Green Bay	W	42-7	26,072
Dec. 12	At Chicago Bears	W	24-21	51,283
Home: 5-1 (181,227). Away: 6-0 (209,464). 395-226				
NFL Championship Game, Shibe Park, Philadelphia				
Dec. 19	At Philadelphia	L	0-7	36,309



1949 (6-5-1)

HEAD COACH BUDDY PARKER HEAD COACH PHIL HANDLER (CO-HEAD COACH FOR FIRST 6 GAMES)

Sept. 26	Washington	W	38-7	24,136
Oct. 2	Chicago Bears	L	7-17	52,867
Oct. 8	At Philadelphia	L	3-28	34,576
Oct. 16	At Green Bay (Milw.)	W	39-17	18,164
Oct. 23	Detroit	L	7-24	23,215
Oct. 30	N.Y. Giants	L	38-41	21,339
Nov. 6	At Detroit	W	42-19	22,479
Nov. 13	At N.Y. Bulldogs	W	65-20	9,072
Nov. 20	L.A. Rams	T	28-28	34,100
Nov. 27	Green Bay	W	41-21	16,787
Dec. 4	At L.A. Rams	W	31-27	74,673
Dec. 11	At Chicago Bears	L	21-52	50,101

Home: 2-3-1 (171,444). Away: 4-2 (209,065). 360-301

1950 (5-7)

HEAD COACH EARL "CURLY" LAMBEAU

Sept. 24	Philadelphia	L	7-45	24,914
Oct. 2	Baltimore	W	55-13	14,439
Oct. 8	At Chicago Bears	L	6-27	48,025
Oct. 15	At Cleveland	L	24-34	33,774
Oct. 22	At Washington	W	38-28	27,856
Oct. 29	N.Y. Giants	W	17-3	23,964
Nov. 5	Cleveland	L	7-10	38,456
Nov. 12	At N.Y. Giants	L	21-51	22,380
Nov. 19	At Philadelphia	W	14-10	28,368
Nov. 23	Pittsburgh	L	17-28	11,622
Dec. 3	Chicago Bears	W	20-10	31,919
Dec. 10	At Pittsburgh	L	7-28	18,301

Home: 3-3 (145,314). Away: 2-4 (178,704). 233-287

1951 (3-9)

HEAD COACH EARL "CURLY" LAMBEAU

Sept. 30	Philadelphia	L	14-17	16,129
Oct. 7	Chicago Bears	W	28-14	33,781
Oct. 14	At N.Y. Giants	L	17-28	28,095
Oct. 21	At Washington	L	3-7	22,960
Oct. 28	Pittsburgh	L	14-28	14,773
Nov. 4	Cleveland	L	17-34	19,742
Nov. 11	At L.A. Rams	L	21-45	29,996
Nov. 18	At San Francisco	W	27-21	19,658
Nov. 25	N.Y. Giants	L	0-10	11,892
Dec. 2	At Cleveland	L	28-49	30,550
Dec. 9	Washington	W	17-20	9,459
Dec. 16	At Chicago Bears	W	24-14	15,085

Home: 1-5 (105,776). Away: 2-4 (146,344). 210-287

1952 (4-8)

HEAD COACH JOE KUCHARICH

Sept. 29	Washington	L	7-23	17,837
Oct. 5	Chicago Bears	W	21-10	34,697
Oct. 12	At Washington	W	17-6	24,600
Oct. 19	At N.Y. Giants	W	24-23	41,182
Oct. 26	Pittsburgh	L	28-34	20,395
Nov. 2	N.Y. Giants	L	6-28	27,195
Nov. 9	At Cleveland	L	13-28	34,097
Nov. 16	At Philadelphia	L	7-10	18,908
Nov. 23	At Pittsburgh	L	14-17	18,330
Nov. 30	Philadelphia	W	28-22	13,577
Dec. 7	Cleveland	L	0-10	24,541
Dec. 14	At Chicago Bears	L	7-10	32,578

Home: 2-4 (138,242). Away: 2-4 (169,695). 172-221

1953 (1-10-1)

HEAD COACH JOE STYDAHAR

Sept. 27	Washington	L	13-24	16,055
Oct. 4	Cleveland	L	7-27	24,374
Oct. 11	At Pittsburgh	L	28-31	25,935
Oct. 18	At N.Y. Giants	L	7-21	30,301
Oct. 25	Philadelphia	L	17-56	22,064
Nov. 1	N.Y. Giants	L	20-23	17,499
Nov. 8	At Washington	L	17-28	19,654
Nov. 15	L.A. Rams	T	24-24	26,674
Nov. 21	At Philadelphia	L	0-38	19,402
Nov. 29	At Cleveland	L	16-27	24,499
Dec. 6	Pittsburgh	L	17-21	14,138
Dec. 13	At Chicago Bears	W	24-17	38,059

Home: 0-5-1 (120,804). Away: 1-5 (157,850). 190-337

1954 (2-10)

HEAD COACH JOE STYDAHAR

Sept. 26	N.Y. Giants	L	10-41	16,780
Oct. 3	Philadelphia	L	16-35	17,084
Oct. 10	At Cleveland	L	7-31	24,101
Oct. 17	At N.Y. Giants	L	17-31	31,256
Oct. 24	Cleveland	L	3-35	23,823
Oct. 31	Pittsburgh	W	17-14	18,765

Nov. 7	At Philadelphia	L	14-30	21,963
Nov. 14	At L.A. Rams	L	17-28	40,739
Nov. 21	Washington	W	38-16	15,619
Nov. 28	At Pittsburgh	L	17-20	14,460
Dec. 5	Chicago Bears	L	7-29	33,594
Dec. 12	At Washington	L	20-37	18,107

Home: 2-4 (125,665). Away: 0-6 (150,626). 183-347

1955 (4-7-1)

HEAD COACH RAY RICHARDS

Sept. 26	At Pittsburgh	L	7-14	26,359
Oct. 2	N.Y. Giants	W	28-17	9,555
Oct. 9	At Washington	W	24-10	26,337
Oct. 16	At N.Y. Giants	L	0-10	7,000
Oct. 23	Philadelphia	T	24-24	24,620
Oct. 30	Cleveland	L	20-26	29,471
Nov. 5	Pittsburgh	W	27-13	23,310
Nov. 13	At Green Bay	L	14-31	20,104
Nov. 20	Washington	L	0-31	16,901
Nov. 27	Chicago Bears	W	53-14	47,314
Dec. 4	At Philadelphia	L	3-27	19,378
Dec. 11	At Cleveland	L	24-35	25,914

Home: 3-2-1 (151,171). Away: 1-5 (125,092). 224-252

1956 (7-5)

HEAD COACH RAY RICHARDS

Sept. 30	Cleveland	W	9-7	20,966
Oct. 7	N.Y. Giants	W	35-27	21,799
Oct. 14	At Washington	W	31-3	25,794
Oct. 21	At Philadelphia	W	20-6	36,545
Oct. 28	Washington	L	14-17	30,553
Nov. 4	Philadelphia	W	28-17	27,609
Nov. 11	At N.Y. Giants	L	10-23	62,410
Nov. 18	At Pittsburgh	L	7-14	24,086
Nov. 25	Pittsburgh	W	38-27	17,724
Dec. 2	Green Bay	L	21-24	22,620
Dec. 9	At Chicago Bears	L	3-10	48,606
Dec. 16	At Cleveland	W	24-7	25,312

Home: 4-2 (141,271). Away: 3-3 (222,753). 240-182

1957 (3-9)

HEAD COACH RAY RICHARDS

Sept. 29	At San Francisco	W	20-10	35,743
Oct. 6	Washington	L	14-37	18,278
Oct. 13	At Pittsburgh	L	20-29	29,446
Oct. 20	At Washington	W	44-14	23,159
Oct. 27	Cleveland	L	7-17	26,341
Nov. 3	Philadelphia	L	21-38	18,718
Nov. 10	At N.Y. Giants	L	14-27	46,402
Nov. 24	N.Y. Giants	L	21-28	19,200
Dec. 1	At Cleveland	L	0-31	40,525
Dec. 8	Chicago Bears	W	6-14	43,735
Dec. 15	At Philadelphia	W	31-27	12,555
Dec. 22	Pittsburgh	L	2-27	10,084

Home: 0-6 (136,356). Away: 3-3 (187,830). 200-299

1958 (2-9-1)

HEAD COACH FRANK "POP" IVY

Sept. 28	At N.Y. Giants (Buffalo)	L	7-37	21,923
Oct. 4	Washington	W	37-10	21,824
Oct. 12	At Cleveland	L	28-35	65,403
Oct. 19	At N.Y. Giants	W	23-6	52,684
Oct. 26	Cleveland	L	24-38	30,933
Nov. 2	Philadelphia	T	21-21	17,486
Nov. 9	At Washington	L	31-45	26,196
Nov. 16	At Philadelphia	L	21-49	18,315
Nov. 23	Pittsburgh	L	20-27	15,946
Nov. 30	L.A. Rams	L	14-20	13,014
Dec. 7	At Chicago Bears	L	14-30	41,617
Dec. 13	At Pittsburgh	L	21-38	16,660

Home: 1-3-1 (99,203). Away: 1-6 (242,798). 261-356

1959 (2-10)

HEAD COACH FRANK "POP" IVY (FINAL SEASON IN CHICAGO)

Sept. 27	Washington	W	49-21	21,892
Oct. 4	Cleveland	L	7-34	19,935
Oct. 11	At Washington	L	14-23	25,937
Oct. 18	At Cleveland	L	7-17	46,422
Oct. 25	Philadelphia (Mpls.)	L	24-28	20,112
Nov. 1	Pittsburgh	W	45-24	23,187
Nov. 8	At N.Y. Giants	L	3-9	56,779
Nov. 15	At Philadelphia	L	17-27	28,887
Nov. 22	N.Y. Giants (Mpls.)	L	20-30	26,625
Nov. 29	Chicago Bears	L	7-31	48,687
Dec. 6	At Detroit	L	21-45	45,811
Dec. 13	At Pittsburgh	L	20-35	19,011

Home: 2-2 (113,701). Home (Neutral): 0-2 (46,737). Away: 0-6 (222,847).
Note: Four Cardinals home games were played at Chicago's Soldier Field and two at Metropolitan Stadium in Minneapolis.



1960 (6-5-1) HEAD COACH FRANK "POP" IVY (FIRST SEASON IN ST. LOUIS)

Sept. 23	At L.A. Rams	W	43-21	47,448
Oct. 2	N.Y. Giants	L	14-35	26,089
Oct. 9	At Philadelphia	L	27-31	33,701
Oct. 16	At Pittsburgh	L	14-27	22,971
Oct. 23	Dallas	W	12-10	23,128
Oct. 30	At N.Y. Giants	W	20-13	58,516
Nov. 6	Washington	W	44-7	22,458
Nov. 13	At Cleveland	L	27-28	49,192
Nov. 20	At Washington	W	26-14	23,848
Nov. 27	Cleveland	T	17-17	26,146
Dec. 4	Philadelphia	L	6-20	21,358
Dec. 18	Pittsburgh	W	38-7	20,840

Home: 3-2-1 (140,019). Away: 3-3 (235,676). 288-230

USUAL STARTING LINEUP

Offense	Defense
LE Sonny Randle	LE Leo Sugar
LT Ed Cook	LT Don Owens
LG Mike McGee	RT Frank Fuller
C Don Gillis	RE Luke Owens
RG Ken Gray	LLB John Tracey
RT Tom Day	MLB Dale Meinert
RT Ken Panfil	RLB Bill Koman
TE Hugh McInnis	LCB Joe Driskill
FL Joe Childress Billy Stacy
QB John Roach	RCB Jimmy Hill
RB John David Crow	LS Jerry Norton
FB Mal Hammack	RS Larry Wilson
K Gerry Perry Jimmy Hill
	P Jerry Norton

TEAM STATISTICS

	Cards	Opp.
Total First Downs.....	229	158
Rushing.....	128	56
Passing.....	88	93
Penalty.....	13	9
Total Net Yards.....	4,167	3,029
Avg. Per Game.....	347.3	252.4
Total Plays.....	838	723
Avg. Per Play.....	5.0	4.2
Net Yards Rushing.....	2,356	1,212
Avg. Per Game.....	196.3	101.0
Total Rushes.....	484	344
Net Yards Passing.....	1,811	1,817
Avg. Per Game.....	150.9	151.4
Yards Lost Att. to Pass.....	179	330
Gross Yards.....	1,990	2,004
Att./Comp./Pct.	285/126/44.2	301/156/51.8
Had Intercepted.....	25	21
Punts/Average.....	44/44.7	64/44.2
Net Punting Average.....	38.9	39.9
Penalties/Yards.....	46/456	59/500
Fumbles/Lost.....	43/21	35/23
Touchdowns.....	34	30
Rushing.....	13	8
Passing.....	20	20
Returns.....	1	2

NOTES

NFL approves Cards' move from Chicago to St. Louis on March 13 ... team plays in 34,000-seat Sportsman's Park ... with no regular practice site, the team practices at an open field at a city park ... running back **John David Crow** breaks **Ollie Matson's** single-season rushing mark with 1,071 yards ... Crow sets franchise single-game mark that stood for 35 years with 203 yards vs. Pittsburgh on Dec. 18 ... Cards lead NFL in rushing with 2,356 yards (196.3 yards per game) and in rushing defense, allowing 1,212 yards (101 yards per game) ... defense also leads league, allowing 252.4 yards per game, 158 first downs, and just 56 first downs rushing ... wide receiver **Sonny Randle** leads NFL with club-record 15 touchdowns receiving on 62 receptions ... little-known Utah halfback **Larry Wilson**, selected in seventh round of draft, converts to safety due to injuries.

1961 (7-7) HEAD COACH FRANK "POP" IVY

Sept. 17	At N.Y. Giants	W	21-10	58,059
Sept. 24	At Cleveland	L	17-20	50,443
Oct. 1	At Philadelphia	W	30-27	59,399
Oct. 8	N.Y. Giants	L	9-24	23,713
Oct. 15	Philadelphia	L	7-20	20,262
Oct. 22	At Washington	W	24-0	28,037
Oct. 29	Cleveland	L	10-21	26,696
Nov. 5	At Dallas	W	31-17	20,500
Nov. 12	Detroit	L	14-45	20,320
Nov. 19	At Baltimore	L	0-16	56,112
Nov. 26	At Pittsburgh	L	27-30	17,090
Dec. 3	Washington	W	38-24	16,204
Dec. 10	Dallas	W	31-13	15,384
Dec. 17	Pittsburgh	W	20-0	16,298

Home: 3-4 (138,877). Away: 4-3 (289,640). 279-267

USUAL STARTING LINEUP

Offense	Defense
LE Sonny Randle	LE Joe Robb
LT Ed Cook Ed Henke
LG Mike McGee	LT Don Owens
C Don Gillis	RT Frank Fuller
RG Ken Gray	RE Ed Henke
RT Ernie McMillan Luke Owens
..... Gerry Perry	LLB Ted Bates
TE Taz Anderson	MLB Dale Meinert
..... Hugh McInnis	RLB Bill Koman
FL Bobby Joe Conrad	LCB Billy Stacy
..... Billy Stacy Bill West
QB Sam Etcheverry	RCB Jimmy Hill
..... Ralph Guglielmi	LS Jerry Norton
..... Charley Johnson	RS Larry Wilson
RB Prentice Gautt Joe Driskill
..... John David Crow	P Jerry Norton
FB Frank Mestnik	
K Gerry Perry	

TEAM STATISTICS

	Cards	Opp.
Total First Downs.....	202	215
Rushing.....	83	91
Passing.....	110	112
Penalty.....	9	12
Total Net Yards.....	3,378	3,986
Avg. Per Game.....	241.3	284.7
Total Plays.....	839	971
Avg. Per Play.....	4.0	4.1
Net Yards Rushing.....	1,405	1,676
Avg. Per Game.....	100.4	119.7
Total Rushes.....	386	477
Net Yards Passing.....	1,973	2,310
Avg. Per Game.....	140.9	165.0
Yards Lost Att. to Pass.....	461	334
Gross Yards.....	2,434	2,644
Att./Comp./Pct.	351/168/47.9	389/187/48.4
Had Intercepted.....	23	24
Punts/Average.....	85/44.7	67/43.5
Net Punting Average.....	39.6	38.5
Penalties/Yards.....	57/535	59/546
Fumbles/Lost.....	39/18	36/20
Touchdowns.....	37	30
Rushing.....	8	11
Passing.....	21	18
Returns.....	8	1

NOTES

Cards sign decade-long CFL passing leader **Sam Etcheverry** and trade quarterback **John Roach** for running back **Prentice Gautt** and wide receiver **Taz Anderson** ... Gautt and Anderson enjoy productive Cardinal careers ... Etcheverry, who passed for 30,381 yards and 183 touchdowns in nine seasons for the Montreal Alouettes, hurts his arm in training camp ... coupled with running back **John David Crow's** broken ankle, Cards finish 7-7 ... Head Coach **Frank "Pop" Ivy** resigns with two games remaining ... Cards win both remaining contests as assistants **Chuck Druis**, **Ray Prochaska**, and **Ray Wilsey** assume coaching reins ... during the season, Druis and his prize pupil, second-year safety **Larry Wilson**, perfected the safety blitz.



1962 (4-9-1)

HEAD COACH WALLY LEMM

Sept. 16	At Philadelphia	W	27-21	58,910
Sept. 23	At Green Bay	L	0-17	44,885
Sept. 30	At Washington	L	14-24	37,419
Oct. 7	N.Y. Giants	L	14-31	20,327
Oct. 14	Washington	T	17-17	18,104
Oct. 21	Cleveland	L	7-34	23,256
Oct. 28	At Dallas	W	28-24	16,027
Nov. 4	At N.Y. Giants	L	28-31	62,775
Nov. 11	Pittsburgh	L	17-26	20,264
Nov. 18	At Cleveland	L	14-38	41,815
Nov. 25	San Francisco	L	17-24	17,532
Dec. 2	At Pittsburgh	L	7-19	17,265
Dec. 9	Dallas	W	52-20	14,102
Dec. 16	Philadelphia	W	45-35	14,989

Home: 2-4-1 (128,574). Away: 2-5 (279,096). 287-361

USUAL STARTING LINEUP

Offense	Defense
LE.....Sonny Randle	LE.....Joe Robb
LT.....Ed Cook	DT.....Don Owens
LG.....Mike McGee	DT.....Frank Fuller
C.....Bob DeMarco	RE.....Luke Owens
RG.....Ken Gray	LLB.....Marion Rushing
RT.....Ernie McMillan	MLB.....Garland Boyette
TE.....Taz AndersonDale Meinert
FL.....Bobby Joe Conrad	RLB.....Bill Koman
QB.....Charley Johnson	LCB.....Billy Stacy
RB.....Sam Etcheverry	RCB.....Jimmy Hill
.....John David Crow	LS.....Norm Beal
.....Mal Hammack	RS.....Larry Wilson
.....Joe Childress	P.....Sam Etcheverry
K.....Gerry Perry	

TEAM STATISTICS

	Cards	Opp.
Total First Downs.....	268	251
Rushing	109	93
Passing	138	141
Penalty	21	17
Total Net Yards.....	4,798	4,719
Avg. Per Game	342.7	337.1
Total Plays	923	923
Avg. Per Play	5.2	5.1
Net Yards Rushing.....	1,698	1,732
Avg. Per Game	121.3	123.7
Total Rushes	416	452
Net Yards Passing.....	3,100	2,987
Avg. Per Game	221.4	213.4
Yards Lost Att. to Pass	288	315
Gross Yards	3,388	3,302
Att./Comp./Pct.	434/220/51.7	377/196/51.9
Had Intercepted	30	16
Punts/Average.....	59/38.3	61/40.5
Penalties/Yards.....	56/655	63/584
Fumbles/Lost.....	37/21	23/15
Touchdowns.....	39	44
Rushing	20	18
Passing	18	21
Returns	1	5

NOTES

Violet Wolfner Bidwill, widow of Card owner **Charles W. Bidwill, Sr.**, passes away ... sons **Bill** and **Charles (Stormy) Bidwill** become legal owners and retain their titles of president (Stormy) and vice-president (Bill) ... **Wally Lemm**, a former Cardinal assistant coach, selected head coach ... **Charley Johnson**, a "future" draft pick in 1960, becomes starting quarterback in the fifth game of the season and sets team records for pass attempts (308), completions (150), and yardage (2,440) ... he also sets single-game mark with 386 yards against Philadelphia on Dec. 16 as Cards (589 yards total offense) and Eagles (498 yards) combine for 1,087 total yards, the second-highest total in NFL history ... **Bobby Joe Conrad** switches from running back to flanker and catches 62 passes to tie a club record set two years earlier by **Sonny Randle** ... Randle sets pair of team marks with 16 receptions for 256 yards at N.Y. Giants on Nov. 4.

1963 (9-5)

HEAD COACH WALLY LEMM

Sept. 14	At Dallas	W	34-7	36,432
Sept. 22	At Philadelphia	W	28-24	60,671
Sept. 29	At Pittsburgh	L	10-23	28,225
Oct. 6	At Minnesota	W	56-14	30,220
Oct. 13	Pittsburgh	W	24-23	23,715
Oct. 20	Green Bay	L	7-30	32,224
Oct. 27	At Washington	W	21-7	46,921
Nov. 3	N.Y. Giants	L	21-38	29,482
Nov. 10	Washington	W	24-20	18,197
Nov. 17	At Cleveland	W	20-14	75,232
Nov. 24	At N.Y. Giants	W	24-17	62,992
Dec. 1	Cleveland	L	10-24	32,531
Dec. 8	Philadelphia	W	38-14	15,979
Dec. 15	Dallas	L	24-28	12,695

Home: 3-4 (164,823). Away: 6-1 (340,693). 341-283

USUAL STARTING LINEUP

Offense	Defense
LE.....Sonny Randle	LE.....Joe Robb
LT.....Irv Goode	LT.....Don Owens
LG.....Ed Cook	RT.....Luke Owens
C.....Bob DeMarco	RE.....Don Brumm
RG.....Ken Gray	LLB.....Larry Stallings
RT.....Ernie McMillanMarion Rushing
TE.....Jackie Smith	MLB.....Dale Meinert
.....Taz Anderson	RLB.....Bill Koman
FL.....Bobby Joe Conrad	LCB.....Pat Fischer
QB.....Charley Johnson	RCB.....Jimmy Hill
FB.....Joe Childress	LS.....Jerry Stovall
RB.....Bill TriplettBilly Stacy
K.....Jim Bakken	RS.....Larry Wilson
	P.....Jim Bakken

TEAM STATISTICS

	Cards	Opp.
Total First Downs.....	254	235
Rushing	105	105
Passing	134	107
Penalty	15	23
Total Net Yards.....	4,870	3,954
Avg. Per Game	347.9	282.4
Total Plays	901	872
Avg. Per Play	5.4	4.5
Net Yards Rushing.....	1,839	1,802
Avg. Per Game	131.4	128.7
Total Rushes	423	461
Net Yards Passing.....	3,031	2,152
Avg. Per Game	216.5	153.7
Sacked/Yards Lost	40/372	41/364
Gross Yards	3,403	2,516
Att./Comp./Pct.	438/228/52.1	370/180/48.6
Had Intercepted	21	18
Punts/Average.....	65/40.7	74/40.1
Penalties/Yards.....	69/692	53/581
Fumbles/Lost.....	29/18	32/18
Touchdowns.....	44	34
Rushing	10	19
Passing	30	13
Returns	4	2

NOTES

Boostered by an exceptional draft, the Cardinals finish 9-5, their best record since 1948 ... eight draftees—end **Don Brumm**, linebacker **Dave Meggsey**, tackle **Bob Reynolds**, defensive tackle **Sam Silas**, tight end **Jackie Smith**, linebacker **Larry Stallings**, defensive back **Jerry Stovall**, and running back **Bill Thornton**—become multi-year starters ... flanker **Bobby Joe Conrad** catches club-record 73 passes for 967 yards with 10 touchdowns ... quarterback **Charley Johnson** sets four team single-season passing marks—attempts (423), completions (222), yardage (3,280) and touchdowns (28, still a club record tied by **Neil Lomax** in 1984) ... ground broken for a multi-purpose stadium in St. Louis.



1964 (9-3-2)

HEAD COACH WALLY LEMM

Sept. 12	At Dallas	W	16-6	36,605
Sept. 20	At Cleveland	T	33-33	76,954
Sept. 27	At San Francisco	W	23-13	30,969
Oct. 4	At Washington	W	23-17	49,219
Oct. 12*	At Baltimore	L	27-47	60,213
Oct. 18	Washington	W	38-24	23,748
Oct. 25	Dallas	L	13-31	28,253
Nov. 1	At N.Y. Giants	L	17-34	63,072
Nov. 8	Pittsburgh	W	34-30	28,245
Nov. 15	N.Y. Giants	T	10-10	29,608
Nov. 22	At Philadelphia	W	38-13	60,671
Nov. 29	At Pittsburgh	W	21-20	27,807
Dec. 6	Cleveland	W	28-19	31,585
Dec. 13	Philadelphia	W	36-34	24,636

Home: 4-4-1 (166,075). Away: 5-2-1 (405,510). 357-331

Non-Advancing Playoff Bowl between second-place teams

Jan. 3	Vs. Green Bay (At Miami)	W	24-17	56,218
--------	--------------------------	---	-------	--------

*Scheduling conflict with St. Louis baseball Cardinals' participation in the 1964 World Series moves home game to Baltimore.

USUAL STARTING LINEUP

Offense	Defense
LE Sonny Randle	LE Joe Robb
LT Billy Gambrell	LT Sam Silas
LG Bob Reynolds	RT Luke Owens
C Bob DeMarco	LLB Larry Stallings
RG Ken Gray	MLB Dale Meinert
RT Ernie McMillan	RLB Bill Koman
TE Taz Anderson	LCB Pat Fischer
FL Bobby Joe Conrad	RCB Jim Burson
QB Charley Johnson	LS Jerry Stovall
RB John David Crow	RS Larry Wilson
Prentice Gault	P Jackie Smith
Joe Childress	
K Jim Bakken	

TEAM STATISTICS

	Cards	Opp.
Total First Downs	275	235
Rushing	95	96
Passing	152	128
Penalty	28	11
Total Net Yards	4,517	4,292
Avg. Per Game	322.6	306.6
Total Plays	915	845
Avg. Per Play	4.9	5.1
Net Yards Rushing	1,770	1,809
Avg. Per Game	126.4	129.2
Total Rushes	456	414
Net Yards Passing	2,747	2,483
Avg. Per Game	196.2	177.4
Sacked/Yards Lost	37/298	42/356
Gross Yards	3,045	2,839
Att./Comp./Pct.	422/223/52.8	390/194/49.7
Had Intercepted	24	25
Punts/Average	56/40.9	67/43.5
Penalties/Yards	64/579	71/695
Fumbles/Lost	29/16	24/14
Touchdowns	40	36
Rushing	12	13
Passing	21	21
Returns	7	2

NOTES

Cards spurn overture from Atlanta to relocate to the South with promise of a new stadium ... Cards improve to 9-3-2 record, second in NFL's Eastern Conference to eventual NFL champion Cleveland's 10-3-1 mark ... Cards gain tie and victory, however, against Browns during regular-season play ... cornerback **Pat Fischer** earns all-pro honors with 10 interceptions, second in the league ... quarterback **Charley Johnson** finishes season throwing a touchdown pass in 11 consecutive games and pushes the streak to 16 straight in 1965 ... Cards defeat Green Bay 24-17 at Miami in non-advancing Playoff Bowl between second-place finishers in each conference ... World Series conflict with baseball Cardinals moves Oct. 12 home game vs. Colts to Baltimore.

1965 (5-9)

HEAD COACH WALLY LEMM

Sept. 19	At Philadelphia	L	27-34	54,260
Sept. 26	At Cleveland	W	49-13	80,161
Oct. 4	Dallas	W	20-13	32,034
Oct. 10	At Washington	W	37-16	50,205
Oct. 17	At Pittsburgh	W	20-7	31,085
Oct. 24	Washington	L	20-24	32,228
Oct. 31	At N.Y. Giants	L	10-14	62,807
Nov. 7	Pittsburgh	W	21-17	31,899
Nov. 14	At Chicago	L	13-34	45,663
Nov. 21	N.Y. Giants	L	15-28	31,704
Nov. 28	Philadelphia	L	24-28	28,706
Dec. 5	L.A. Rams	L	3-27	27,943
Dec. 11	At Dallas	L	13-27	38,499
Dec. 19	Cleveland	L	24-27	29,348

Home: 2-5 (213,862). Away: 3-4 (393,680).

296-309

USUAL STARTING LINEUP

Offense	Defense
LE Sonny Randle	LE Joe Robb
LT Bob Reynolds	LT Sam Silas
LG Irv Goode	RT Luke Owens
C Bob DeMarco	RE Don Brumm
RG Ken Gray	LLB Larry Stallings
RT Ernie McMillan	MLB Dave Meggsey
TE Jackie Smith	Marion Rushing
FL Bobby Joe Conrad	RLB Dale Meinert
QB Charley Johnson	RCB Pat Fischer
RB Bill Triplett	LS Jim Burson
Willis Crenshaw	RS Jerry Stovall
Joe Childress	Monk Bailey
K Jim Bakken	Larry Wilson
	Carl Silvestri
	P Jim Bakken
	Jackie Smith

TEAM STATISTICS

	Cards	Opp.
Total First Downs	251	238
Rushing	90	89
Passing	143	133
Penalty	18	16
Total Net Yards	4,562	4,297
Avg. Per Game	325.9	306.9
Total Plays	909	852
Avg. Per Play	5.0	5.0
Net Yards Rushing	1,619	1,813
Avg. Per Game	115.6	129.5
Total Rushes	431	433
Net Yards Passing	2,943	2,484
Avg. Per Game	210.2	177.4
Sacked/Yards Lost	30/279	39/342
Gross Yards	3,222	2,826
Att./Comp./Pct.	448/221/49.3	380/184/48.4
Had Intercepted	25	17
Punts/Average	67/40.4	65/43.3
Penalties/Yards	45/458	70/760
Fumbles/Lost	15/7	29/15
Touchdowns	33	37
Rushing	10	12
Passing	20	24
Returns	3	1

NOTES

Alabama All-America quarterback **Joe Namath** is Cards' first-round draft pick, but the flashy passer opts to sign with rival AFL's New York Jets ... Cards win four of first five games, but injuries to quarterback **Charley Johnson**, starting running backs **Prentice Gault** and **Joe Childress**, and defensive backs **Larry Wilson** and **Larry Stovall** take a toll and the team slides to 5-9 ... Wilson sets team mark with 96-yard interception return for a touchdown vs. Cleveland on Dec. 19 ... a few weeks earlier, with casts on both hands, Wilson intercepts a **Bill Nelsen** pass against Pittsburgh on Nov. 7 ... **Wally Lemm** announces after the final game he will not return as head coach.



1966 (8-5-1)

HEAD COACH CHARLEY WINNER

Sept. 11	Philadelphia	W	16-13	39,065
Sept. 18	Washington	W	23-7	40,198
Sept. 25	At Cleveland	W	34-28	74,814
Oct. 2	At Philadelphia	W	41-10	59,305
Oct. 9	N.Y. Giants	W	24-19	43,893
Oct. 16	Dallas	T	10-10	50,673
Oct. 23	At Washington	L	20-26	50,154
Oct. 31	Chicago	W	24-17	49,516
Nov. 6	At N.Y. Giants	W	20-17	62,967
Nov. 13	At Pittsburgh	L	9-30	28,552
Nov. 27	Pittsburgh	W	6-3	46,099
Dec. 4	At Dallas	L	17-31	76,965
Dec. 11	At Atlanta	L	10-16	57,169
Dec. 17	Cleveland	L	10-38	47,721

Home: 5-1-1 (317,166). Away: 3-4 (409,926). 264-265

USUAL STARTING LINEUP

Offense	Defense
WR Sonny Randle	LE Joe Robb
LT Bob Reynolds	LT Sam Silas
LG Irv Goode	RT Chuck Walker
..... Rick Sortun	RE Don Brumm
C Bob DeMarco	LLB Larry Stallings
..... Irv Goode	MLB Dale Meinert
RG Ken Gray	RLB Bill Koman
..... Rick Sortun	LCB Jim Burson
RT Ernie McMillan Pat Fischer
TE Jackie Smith	RCB Abe Woodson
FL Bobby Joe Conrad Jim Burson
QB Charley Johnson	LS Jerry Stovall
..... Terry Nofsinger	RS Larry Wilson
RB Johnny Roland	P Jackie Smith
FB Willis Crenshaw	
..... Prentice Gautt	
K Jim Bakken	

TEAM STATISTICS

	Cards	Opp.
Total First Downs.....	212	209
Rushing.....	88	68
Passing.....	108	109
Penalty.....	16	32
Total Net Yards.....	3,541	3,492
Avg. Per Game.....	252.9	249.4
Total Plays.....	882	872
Avg. Per Play.....	4.0	4.0
Net Yards Rushing.....	1,601	1,192
Avg. Per Game.....	114.4	85.1
Total Rushes.....	458	377
Net Yards Passing.....	1,940	2,300
Avg. Per Game.....	138.6	164.3
Sacked/Yards Lost.....	38/352	52/433
Gross Yards.....	2,292	2,733
Att./Comp./Pct.....	386/180/46.6	443/18742.2
Had Intercepted.....	19	21
Punts/Average.....	81/35.1	85/41.3
Penalties/Yards.....	67/586	83/761
Fumbles/Lost.....	26/18	20/10
Touchdowns.....	28	28
Rushing.....	10	10
Passing.....	13	16
Returns.....	5	2

NOTES

Charley Winner named head coach ... team begins play in newly-opened Busch Memorial Stadium, featuring artificial turf and a seating capacity of 51,392 ... record crowd of 50,673 views 10-10 tie with Dallas on Oct. 16, an attendance mark that would stand for four seasons ... Cards begin season 7-1-1, but another injury to quarterback Charley Johnson, and subsequent injuries to wide receiver Sonny Randle, cornerback Pat Fischer, and offensive linemen Bob DeMarco, Ken Gray, and Irv Goode result in 8-5-1 mark ... safety Larry Wilson leads NFL on 10 interceptions and ties another mark with thefts in seven consecutive games ... Cardinals score just 52 points in final five games ... Cards are victims of Atlanta's first home victory as a new franchise, a 16-10 Falcon win Dec. 11.

1967 (6-7-1)

HEAD COACH CHARLEY WINNER

Sept. 17	N.Y. Giants	L	20-37	40,801
Sept. 24	At Pittsburgh	W	28-14	45,579
Oct. 1	Detroit	W	38-28	43,821
Oct. 8	At Minnesota	W	34-24	40,017
Oct. 15	At Cleveland	L	16-20	77,813
Oct. 22	Philadelphia	W	48-14	46,562
Oct. 30	Green Bay	L	23-31	49,792
Nov. 5	At Washington	W	27-21	50,480
Nov. 12	Pittsburgh	T	14-14	46,994
Nov. 19	At Chicago	L	3-30	47,417
Nov. 23	At Dallas	L	21-46	68,787
Dec. 3	New Orleans	W	31-20	41,171
Dec. 10	Cleveland	L	16-20	47,782
Dec. 17	At N.Y. Giants	L	14-37	62,955

Home: 3-3-1 (316,923). Away: 3-4 (393,048). 333-356

USUAL STARTING LINEUP

Offense	Defense
WR Billy Gambrell	LE Joe Robb
LT Bob Reynolds	LT Sam Silas
LG Irv Goode	RT Chuck Walker
C Bob DeMarco	RE Don Brumm
..... Ken Gray Dave Long
RG Ernie McMillan	LLB Larry Stallings
TE Jackie Smith	MLB Dale Meinert
FL Bobby Joe Conrad	RLB Bill Koman
QB Jim Hart	LCB Pat Fischer
RB Johnny Roland	RCB Jim Burson
..... Prentice Gautt	LS Jerry Stovall
K Jim Bakken	RS Larry Wilson
	P Chuck Latourette

TEAM STATISTICS

	Cards	Opp.
Total First Downs.....	248	216
Rushing.....	97	79
Passing.....	131	117
Penalty.....	20	20
Total Net Yards.....	4,780	4,185
Avg. Per Game.....	341.4	298.9
Total Plays.....	927	807
Avg. Per Play.....	5.2	5.2
Net Yards Rushing.....	1,839	1,502
Avg. Per Game.....	131.4	107.3
Total Rushes.....	472	410
Net Yards Passing.....	2,941	2,683
Avg. Per Game.....	210.1	191.6
Sacked/Yards Lost.....	24/229	37/340
Gross Yards.....	3,170	3,023
Att./Comp./Pct.....	431/204/47.3	360/169/46.9
Had Intercepted.....	35	19
Punts/Average.....	62/40.8	81/39.0
Penalties/Yards.....	65/730	89/782
Fumbles/Lost.....	23/11	19/13
Touchdowns.....	36	46
Rushing.....	15	13
Passing.....	20	26
Returns.....	1	7

NOTES

NFL expands to 16 teams ... Cards join Century Division of the Eastern Conference with Cleveland, New York, and Pittsburgh ... wide receiver Sonny Randle is traded to San Francisco ... quarterback Charley Johnson and linebacker Larry Stallings are inducted into the Army two days before the first preseason game ... kicker Jim Bakken leads NFL with 117 points (most for a kicker) on 27-of-39 field goals and 36-of-36 extra points ... he also sets NFL single-game record with nine field-goal attempts (made seven) vs. Pittsburgh Sept. 24 ... tight end Jackie Smith posts 1,205 receiving yards on 56 receptions for club record and impressive 21.5-yard average per catch ... Cards finish 6-7-1 but witness starting debut of former taxi squad free agent from Southern Illinois, quarterback Jim Hart ... John Omohundro, then an assistant to trainer Jack Rockwell, begins a tenure with the Cards that lasted 41 years.



1968 (9-4-1)

HEAD COACH CHARLEY WINNER

Sept. 16	L.A. Rams	L	13-24	49,757
Sept. 22	At San Francisco	L	17-35	27,557
Sept. 29	At New Orleans	W	21-20	79,021
Oct. 6	Dallas	L	10-27	48,296
Oct. 13	At Cleveland	W	27-21	79,349
Oct. 20	Washington	W	41-14	46,456
Oct. 27	New Orleans	W	31-17	45,476
Nov. 3	At Philadelphia	W	45-17	59,208
Nov. 10	Pittsburgh	T	28-28	45,432
Nov. 17	At Baltimore	L	0-27	60,238
Nov. 24	Atlanta	W	17-12	43,246
Dec. 1	At Pittsburgh	W	20-10	22,682
Dec. 8	At N.Y. Giants	W	28-21	62,709
Dec. 14	Cleveland	W	27-16	39,746

325-289

Home: 4-2-1 (318,409). Away: 5-2 (390,764).

TEAM STATISTICS

	Cards	Opp.
Total First Downs	245	238
Rushing	117	90
Passing	107	131
Penalty	21	17
Total Net Yards	4183	4419
Avg. Per Game	298.7	315.6
Total Plays	871	866
Avg. Per Play	4.8	5.1
Net Yards Rushing	1996	1558
Avg. Per Game	142.6	111.3
Total Rushes	463	423
Net Yards Passing	2187	2861
Avg. Per Game	156.2	204.4
Sacked/Yards Lost	23/202	44/400
Gross Yards	2,389	3,261
Att./Comp./Pct.385/169/43.9		
399/210/52.6		
Had Intercepted	20	13
Punts/Average	65/41.6	70/38.1
Penalties/Yards	66/708	71/728
Fumbles/Lost	24/11	19/8
Touchdowns	40	35
Rushing	22	10
Passing	16	23
Returns	2	2

SCORE BY PERIOD

	Q1	Q2	Q3	Q4	OT	Pts.
Team	47	74	83	121	0	325
Opponents	82	60	93	54	0	289

SCORING

	TD	R	P	R	PAT	FG	S	Pts.
Bakken	0	0	0	0	0	40/40	15	85
Crenshaw	7	6	1	0	0/0	0/0	0	42
Shivers	7	4	3	0	0/0	0/0	0	42
Hart	6	6	0	0	0/0	0/0	0	36
Williams	6	0	6	0	0/0	0/0	0	36
Smith	5	3	2	0	0/0	0/0	0	30
Conrad	4	0	4	0	0/0	0/0	0	24
Roland	2	2	0	0	0/0	0/0	0	12
Brumm	*1	0	0	0	0/0	0/0	0	6
Edwards	1	1	0	0	0/0	0/0	0	6
Latourette	1	0	0	1	0/0	0/0	0	6
Team	40	22	16	1	40/40	15/24	0	325
Opponents	35	10	23	2	34/35	13/30	0	289

*Includes one fumble recovery for touchdown.

PASSING

	Att.	Comp.	Yds.	Comp. %	Yds./Att.	TD	TD%	Int.	Int. %	Long	Sack/Lost	Rating
Hart	316	140	2,059	44.3	6.52	15	4.7	18	5.7	80t	-/129	58.4
Johnson	67	29	330	43.3	4.93	1	1.5	1	1.5	30	-/64	57.4
Roland	1	0	0	0.0	0.0	0	0.0	0	0.0	0	-/0	39.5
Latourette	1	0	0	0.0	0.0	0	0.0	0	0.0	0	-/0	39.5
Team	385	169	2,389	43.9	6.21	16	4.1	19	4.9	80t	23/202	57.8
Opponents	399	210	3,261	52.6	8.17	23	5.7	13	3.2	85t	44/400	85.6

RUSHING

	No.	Yds.	Avg.	Long	TD
Crenshaw	203	813	4.0	66t	6
Roland	121	455	3.8	45	2
Edwards	31	214	6.9	42	1
Shivers	44	184	4.2	42t	4
Smith	12	163	13.6	37	3
Lane	23	74	3.2	11	0
Williams	3	47	15.7	43	0
Hart	19	20	1.1	3	6
Latourette	1	15	15.0	15	0
Wilson	1	12	12.0	12	0
Johnson	5	-1	0	2	0
Team	463	1,996	4.3	66t	22
Opponents	423	1,558	3.7	-	10

RECEIVING

	No.	Yds.	Avg.	Long	TD
Smith	49	789	16.1	65t	2
Williams	43	682	15.9	71t	6
B. Joe Conrad	32	449	14.0	80t	4
Crenshaw	23	232	10.1	42	1
Shivers	9	103	11.4	40t	3
Roland	8	97	12.1	40	0
Daanen	4	35	8.8	15	0
Edwards	1	2	2.0	2	0
Team	169	2,389	14.1	80t	16
Opponents	210	3,261	15.6	-	23

INTERCEPTIONS

	No.	Yds.	Avg.	Long	TD
Wilson	4	14	3.5	8	0
Sanders	3	6	2.0	6	0
Rivers	2	22	11.0	14	0
Atkins	2	0	0.0	0	0
Clark	1	15	15.0	15	0
Keys	1	8	8.0	8	0
Team	13	65	5.0	15	0
Opponents	20	173	8.7	32	0

PUNT RETURNS

	Ret.	FC	Yds.	Avg.	Long	TD
Latourette	28	11	*345	12.3	86t	1
Roland	2	9	11	5.5	8	0
Wilson	0	1	0	0.0	0	0
Team	30	21	356	11.9	86t	1
Opponents	36	-	266	7.4	-	1

*Team record

KICKOFF RETURNS

	No.	Yds.	Avg.	Long	TD
Latourette	**46	**1,237	26.9	75	0
Crenshaw	6	104	17.3	25	0
Shivers	3	63	21.0	23	0
Long	1	0	0.0	0	0
Team	56	1,404	25.1	75	0
Opponents	56	1,303	23.3	94	-

**NFL and team record

PUNTING

	No.	Yds.	Avg.	Lg	Blk.
Latourette	65	2,701	41.6	55	0
Team	65	2,701	41.6	55	0
Opponents	70	2,668	38.1	-	-

FIELD GOALS

	1-19	20-29	30-39	40-49	50+
Bakken	2-2	7-7	3-6	3-8	0-1
Team	2-2	7-7	3-6	3-8	0-1
Opponents	5-5	4-7	3-10	1-8	2-3

USUAL STARTING LINEUP

Offense	Defense
WRDave Williams	LEDon Brumm
LTBob Reynolds	LTFred Heron
LGIrv Goode	RTBob Rowe
CBob DeMarco	REChuck Walker
RGKen Gray	LLB ...Larry Stallings
RTErnie McMillan	Ernie Clark
TEJackie Smith	MLBJamie Rivers
FLBobby Joe Conrad	Mike Strofolino
QBJim Hart	RLB ...Dave Meggysay
RBJohnny Roland	LCB ...Robert Atkins
Willis Crenshaw	RCBLonnie Sanders
KJim Bakken	LSMike Barnes
	Jerry Stovall
	RSLarry Wilson
	P...Chuck Latourette

NOTES

After a 1-3 start, Cards roll to 8-1-1 mark in the final 10 contests to finish 9-4-1 ... punter/defensive back **Chuck Latourette** sets NFL mark with 46 kickoff returns for 1,237 yards ... Cards' 22 rushing touchdowns most since 1949 ... Cards send nine players to the Pro Bowl, including four of the five starting offensive linemen—center **Bob DeMarco**, guards **Irv Goode** and **Ken Gray**, and tackle **Ernie McMillan** ... the fifth lineman—tackle **Bob Reynolds**—is named in '67 and again in '69 ... tight end **Jackie Smith**, in addition to catching 49 passes for a 16.1-yard average, perfects the end-around play, averaging 13.6 yards on 12 carries (163 yards) with three touchdowns (36, 34, 11 yards).

FINAL NFC CENTURY STANDINGS

Team	W	L	T	Pct.	Pts.	OP
Cleveland	10	4	0	.714	394	273
St. Louis	9	4	1	.692	325	289
New Orleans	4	9	1	.308	246	327
Pittsburgh	2	11	1	.154	244	397



1969 (4-9-1)

HEAD COACH CHARLEY WINNER

Sept. 21 At Dallas	L	3-24	62,134
Sept. 28 Chicago	W	20-17	50,039
Oct. 5 At Pittsburgh	W	27-14	45,011
Oct. 12 At Washington	L	17-33	50,481
Oct. 19 Minnesota	L	10-27	49,430
Oct. 26 At Cleveland	T	21-21	81,186
Nov. 2 New Orleans	L	42-51	46,718
Nov. 9 N.Y. Giants	W	42-17	49,194
Nov. 16 At Detroit	L	0-20	51,749
Nov. 23 Philadelphia	L	30-34	45,512
Nov. 30 Pittsburgh	W	47-10	43,721
Dec. 7 At N.Y. Giants	L	6-49	62,973
Dec. 14 Cleveland	L	21-27	44,924
Dec. 21 At Green Bay	L	28-45	50,861

314-389

Home: 3-4 (329,538), Away: 1-5-1 (404,395).

TEAM STATISTICS

	Cards	Opp.
Total First Downs.....	224	289
Rushing.....	83	83
Passing.....	125	185
Penalty.....	16	21
Total Net Yards.....	4185	5176
Avg. Per Game.....	298.9	369.7
Total Plays.....	833	936
Avg. Per Play.....	5.0	5.5
Net Yards Rushing.....	1446	1644
Avg. Per Game.....	103.2	117.4
Total Rushes.....	382	438
Net Yards Passing.....	2739	3532
Avg. Per Game.....	195.6	252.2
Sacked/Yards Lost.....	21/201	33/220
Gross Yards.....	2,940	3,752
Att./Comp./Pct.430/216/50.2465/260/55.9		
Had Intercepted.....	25	15
Punts/Average.....	73/37.6	67/40.4
Penalties/Yards.....	72/765	71/773
Fumbles/Lost.....	24/10	19/12
Touchdowns.....	40	48
Rushing.....	17	10
Passing.....	19	38
Returns.....	4	0

SCORE BY PERIOD

	Q1	Q2	Q3	Q4	OT	Pts.
Team	83	53	49	129	0	314
Opponents	73	106	118	92	0	389

SCORING

	TD	R	P	R	PAT	FG	S	Pts.
Bakken	0	0	0	0	38/40	12/24	0	74
Gilliam	10	0	9	1	0/0	0/0	0	60
Williams	7	0	7	0	0/0	0/0	0	42
Roland	6	5	1	0	0/0	0/0	0	36
Crenshaw	3	3	0	0	0/0	0/0	0	18
Edwards	3	3	0	0	0/0	0/0	0	18
Shivers	3	2	1	0	0/0	0/0	0	18
Hart	2	2	0	0	0/0	0/0	0	12
Johnson	1	1	0	0	0/0	0/0	0	6
Lane	1	1	0	0	0/0	0/0	0	6
Rowe	1	0	0	1	0/0	0/0	0	6
Smith	1	0	1	0	0/0	0/0	0	6
Stallings	1	0	0	1	0/0	0/0	0	6
Willson	1	0	0	1	0/0	0/0	0	6
Team	40	17	19	4	38/40	12/24	0	314
Opponents	48	10	38	0	47/48	13/30	0	389

PASSING

	Att.	Comp.	Yds.	Comp. %	Yds./Att.	TD	TD%	Int.	Int. %	Long	Sack/Lost	Rating
Johnson	260	131	1,847	50.4	7.10	13	5.0	13	5.0	84t	11/101	69.5
Hart	169	84	1,086	49.7	6.43	6	3.5	12	7.1	60t	10/100	52.4
Hill	1	1	7	100.0	7.00	0	0.0	0	0.0	7	0/0	95.8
Team	430	216	2,940	50.2	6.84	19	4.2	25	5.8	84t	21/201	62.2
Opponents	465	260	3,752	55.9	8.07	38	8.2	15	3.2	82t	33/220	96.3

RUSHING

	No.	Yds.	Avg.	Long	TD
Edwards	107	504	4.7	48	3
Roland	138	498	3.6	21	5
Crenshaw	55	172	3.1	26t	3
Shivers	27	115	4.3	15	2
Lane	25	93	3.7	13	1
Johnson	17	51	3.0	15	1
Hart	7	16	2.3	10	2
Williams	1	1	1.0	1	0
Smith	4	0	0	9	0
Gilliam	1	-4	0	0	0
Team	382	1,446	3.8	48	17
Opponents	438	1,644	3.8	54	10

RECEIVING

	No.	Yds.	Avg.	Long	TD
Williams	56	702	12.5	61	7
Gilliam	52	997	19.2	84t	9
Smith	43	561	13.1	34	1
Edwards	23	309	13.4	37	0
Roland	12	136	11.3	23	1
Crenshaw	11	94	8.5	31	0
Lane	9	61	6.8	14	0
Shivers	7	61	8.7	26	1
Daanen	2	12	6.0	7	0
Brown	1	7	7.0	7	0
Team	216	2,940	13.6	84t	19
Opponents	260	3,752	13.1	82t	38

INTERCEPTIONS

	No.	Yds.	Avg.	Long	TD
Atkins	3	74	24.7	42	0
Wehrli	3	44	14.7	44	0
Wright	2	41	20.5	21	0
Rowe	2	19	9.5	18t	1
Wilson	2	15	7.5	15	0
Stovall	1	28	28.0	28	0
Brown	1	21	21.0	21	0
Rosema	1	3	3.0	3	0
Team	15	245	16.3	44	1
Opponents	25	202	8.0	48	0

PUNT RETURNS

	Ret.	FC	Yds.	Avg.	Long	TD
R. Wehrli	13	4	65	5.0	25	0
J. Roland	10	4	53	5.3	8	0
R. Shivers	9	2	44	4.9	9	0
T. Brown	6	1	39	6.5	35	0
Team	38	11	201	5.3	35	0
Opponents	35	18	158	4.5	30	0

KICKOFF RETURNS

	No.	Yds.	Avg.	Long	TD
Lane	20	523	26.2	69	0
Brown	15	320	21.3	28	0
Gilliam	11	339	30.8	100t	1
Shivers	10	205	20.5	35	0
Wehrli	1	18	18.0	18	0
Wilson	4	66	16.5	24	0
Crenshaw	4	34	8.5	18	0
Olerich	2	2	2.0	2	0
Team	67	1,507	22.5	100t	1
Opponents	49	1,007	20.5	86	0

PUNTING

	No.	Yds.	Avg.	Lg	Blk.
Hill	73	2,746	37.6	57	1
Team	73	2,746	37.6	57	1
Opponents	67	2,710	40.4	66	1

FIELD GOALS

	1-19	20-29	30-39	40-49	50+
Bakken	2-2	4-8	3-4	3-7	0-3
Team	2-2	4-8	3-4	3-7	0-3
Opponents	5-	7-	3-	3-	0-

USUAL STARTING LINEUP

Offense	Defense
WR.....Dave Williams	LE.....Rolf Krueger
LT.....Bob Reynolds	LT.....Fred Heron
LG.....Irv Goode	RT.....Bob Rowe
C.....Bob DeMarco	RE.....Chuck Walker
RG.....Ken Gray	LLB.....Larry Stallings
RT.....Ernie McMillan	MLB.....Jamie Rivers
TE.....Jackie SmithChip Healy
WR.....John Gilliam	RLB.....Rocky Rosema
QB.....Charley JohnsonDave Meggsey
.....Jim Hart	LCB.....Roger Wehrli
RB.....Johnny Roland	RCB.....Nate Wright
.....Cid EdwardsRobert Atkins
Willis Crenshaw	LS.....Jerry Stovall
K.....Jim Bakken	RS.....Larry Wilson
	P.....King Hill

NOTES

Injuries decimate the team as 11 players undergo surgery ... Cards limp to 4-9-1 mark as offense manages just 193 points, fewest since 1954 (183) ... defense is particularly hobbled by injuries, allowing team-record 389 points that will stand for 15 seasons ... safety Larry Wilson sets team mark with 88-yard fumble return for a touchdown at Green Bay Dec. 21 that stands until 2000 ... Cards and Saints combine for NFL-record 12 touchdown passes in 51-42 New Orleans victory in Busch Stadium Nov. 2 ... the combined 93 points is just 10 shy of the all-time NFL combined single-game scoring mark as quarterbacks Charley Johnson (Cardinals) and Billy Kilmer (Saints) each toss six touchdown passes to set Cards individual and opponent marks.

FINAL NFC CENTURY STANDINGS

Team	W	L	T	Pct.	Pts.	OP
Cleveland	10	3	1	.769	351	300
N.Y. Giants	6	8	0	.429	264	298
St. Louis	4	9	1	.308	314	389
Pittsburgh	1	13	0	.071	218	404



1970 (8-5-1)

HEAD COACH CHARLEY WINNER

Sept. 18 At L.A. Rams	L	13-34	63,130
Sept. 27 Washington	W	27-17	44,246
Oct. 4 Dallas	W	20-7	50,780
Oct. 11 New Orleans	W	24-17	45,294
Oct. 18 At Philadelphia	W	35-20	59,002
Oct. 25 At N.Y. Giants	L	17-35	62,984
Nov. 1 Houston	W	44-0	47,911
Nov. 8 Boston	W	31-0	46,466
Nov. 16 At Dallas	W	38-0	69,323
Nov. 22 At Kansas City	T	6-6	50,711
Nov. 29 Philadelphia	W	23-14	46,581
Dec. 6 At Detroit	L	3-16	56,362
Dec. 13 N.Y. Giants	L	17-34	50,845
Dec. 20 At Washington	L	27-28	50,415
		325-228	

Home: 6-1 (332,123). Away: 2-4-1 (411,927).

TEAM STATISTICS

	Cards	Opp.
Total First Downs.....	226	242
Rushing	110	96
Passing	104	116
Penalty	12	30
Total Net Yards.....	4472	3869
Avg. Per Game	319.4	276.3
Total Plays	845	894
Avg. Per Play	5.3	4.3
Net Yards Rushing.....	1998	1762
Avg. Per Game	142.7	125.9
Total Rushes	429	472
Net Yards Passing.....	2474	2107
Avg. Per Game	176.7	150.5
Sacked/Yards Lost	26/216	40/309
Gross Yards	2,690	2,416
Att./Comp./Pct. 390/178/45.6382/183/47.9		
Had Intercepted	19	21
Punts/Average.....	65/40.9	80/40.0
Penalties/Yards.....	84/896	68/659
Fumbles/Lost.....	24/15	20/14
Touchdowns.....	38	27
Rushing	18	10
Passing	16	16
Returns	4	1

SCORE BY PERIOD

	Q1	Q2	Q3	Q4	OT	Pts.
Team	56	91	77	101	0	325
Opponents	58	71	23	76	0	228

SCORING

	TD	R	P	R	PAT	FG	S	Pts.
Bakken	0	0	0	0	37/3820	32/0	97	
Lane	13	11	2	0	0/0	0/0	0	78
Gilliam	6	1	5	0	0/0	0/0	0	36
Roland	5	3	1	1	0/0	0/0	0	30
Smith	4	0	4	0	0/0	0/0	0	24
Williams	3	0	3	0	0/0	0/0	0	18
Edwards	2	1	1	0	0/0	0/0	0	12
Shivers	2	2	0	0	0/0	0/0	0	12
Farr	1	0	0	1	0/0	0/0	0	6
Latourette	1	0	0	1	0/0	0/0	0	6
Parish	1	0	0	1	0/0	0/0	0	6
Team	38	18	16	4	37/3820	32/0325		
Opponents	27	10	16	1	27/2713	26/0228		

PASSING

	Att.	Comp.	Yds.	Comp. %	Yds./Att.	TD	TD%	Int.	Int. %	Long	Sack/Lost	Rating
Hart	373	171	2,576	45.8	6.90	14	3.7	18	4.8	79	26/216	61.1
Beathard	17	7	114	41.2	6.71	2	1.2	1	5.9	58t	0/0	43.8
Team	390	178	2,690	45.6	6.89	16	4.1	19	4.9	79	26/216	62.0
Opponents	382	183	2,416	47.9	6.33	16	4.2	21	5.5	59	40/309	59.4

RUSHING

	No.	Yds.	Avg.	Long	TD
Lane	206	977	4.7	75	11
Roland	94	392	4.2	20	3
Edwards	70	350	5.0	22	1
Shivers	24	98	4.1	29t	2
Gilliam	5	68	13.6	48t	1
Smith	5	43	8.6	26	0
Latourette	2	38	19.0	33	0
Hart	18	18	1.0	4	0
Brown	1	8	8.0	8	0
Pittman	2	4	2.0	2	0
Beathard	2	2	1.0	2	0
Team	429	1,998	4.7	75	18
Opponents	472	1,762	3.8	57t	10

RECEIVING

	No.	Yds.	Avg.	Long	TD
Gilliam	45	953	21.1	79	5
Smith	37	687	18.6	59t	4
Lane	32	365	11.4	78t	2
Williams	23	364	15.8	58t	3
Edwards	19	150	7.8	39	1
Roland	17	96	5.6	20	1
Shivers	3	44	14.7	22	0
Daanen	2	31	15.5	22	0
Team	178	2,690	15.1	79	16
Opponents	183	2,416	13.2	59	16

INTERCEPTIONS

	No.	Yds.	Avg.	Long	TD
Wehrli	6	50	8.3	41	0
Wilson	5	72	14.4	22	0
Farr	5	38	7.6	19t	1
Stovall	2	45	22.5	27	0
Parish	1	41	41.0	41t	1
Stallings	1	9	9.0	9	0
Wright	1	0	0.0	0	0
Team	21	255	12.1	41t	2
Opponents	19	276	14.5	59	0

PUNT RETURNS

	Ret.	FC	Yds.	Avg.	Long	TD
Latourette	30	12	171	5.7	16	0
Roland	10	10	140	14.0	74t	1
Wehrli	1	1	4	4.0	4	0
Brown	0	1	0	0.0	0	0
Team	41	24	315	7.7	74t	1
Opponents	26	20	90	3.5	13	0

KICKOFF RETURNS

	No.	Yds.	Avg.	Long	TD
Latourette	13	254	19.5	24	0
Pittman	10	237	23.7	32	0
Wright	8	156	19.5	24	0
Gilliam	5	107	21.4	26	0
White	3	65	21.7	28	0
Roland	3	40	13.3	20	0
Shivers	2	35	17.5	19	0
Brown	2	32	16.0	18	0
Wilson	1	0	0.0	0	0
Team	47	926	19.7	32	0
Opponents	54	1,262	23.4	98t	1

PUNTING

	No.	Yds.	Avg.	Long	Blk.
Latourette	65	2,659	40.9	59	0
Team	65	2,659	40.9	59	0
Opponents	80	3,199	40.0	55	0

FIELD GOALS

	1-19	20-29	30-39	40-49	50+
Bakken	4-4	3-6	7-7	6-11	0-4
Team	4-4	3-6	7-7	6-11	0-4
Opponents	5-5	3-5	4-8	1-2	0-6

USUAL STARTING LINEUP

Offense	Defense
WR... Dave Williams	LE... Rolf Krueger
LT... Bob Reynolds	LT... Fred Heron
LG... Irv Goode	RT... Bob Rowe
C... Wayne Mulligan	RE... Chuck Walker
RG... Clyde Williams	Joe Schmiesing
RT... Ernie McMillan	LLB... Larry Stallings
TE... Jackie Smith	MLB... Jamie Rivers
WR... John Gilliam	RLB... Don Parish
QB... Jim Hart	LCB... Miller Farr
RB... Cid Edwards	RCB... Roger Wehrli
Johnny Roland	LS... Jerry Stovall
RB... MacArthur Lane	RS... Larry Wilson
K... Jim Bakken	P... Chuck Latourette

NOTES

The merger of the NFL and AFL places the Cards in the Eastern Division of the NFC with Dallas, New York Giants, Philadelphia, and Washington ... after a loss in the season-opener, Cards roll to 8-1-1 mark in the next 10 games but falter with three losses to end the season 8-5-1 ... running back **MacArthur Lane** earns Pro Bowl honors and leads NFL rushers with 4.7-yard average per carry and 11 touchdowns ... Cards hand Cowboys surprising 38-0 pasting in Dallas before national television audience on "Monday Night Football" Nov. 16 ... cornerback **Roger Wehrli** begins string of six consecutive Pro Bowl appearances.

FINAL NFC EAST STANDINGS

Team	W	L	T	Pct.	Pts.	OP
Dallas	10	4	0	.714	299	221
N.Y. Giants	9	5	0	.643	301	270
St. Louis	8	5	1	.615	325	228
Washington	6	8	0	.429	297	314
Philadelphia	3	10	1	.231	241	332



1971 (4-9-1)

HEAD COACH BOB HOLLWAY

Sept. 19	Washington	L	17-24	46,805
Sept. 27	N.Y. Jets	W	17-10	50,358
Oct. 3	N.Y. Giants	L	20-21	49,571
Oct. 10	At Atlanta	W	26-9	58,850
Oct. 17	At Washington	L	0-20	53,041
Oct. 24	San Francisco	L	14-26	50,419
Oct. 31	At Buffalo	W	28-23	40,040
Nov. 7	Dallas	L	13-16	50,486
Nov. 15	At San Diego	L	17-20	46,486
Nov. 21	Philadelphia	L	20-37	48,658
Nov. 28	At N.Y. Giants	W	24-7	62,878
Dec. 5	Green Bay	T	16-16	50,443
Dec. 12	At Philadelphia	L	7-19	65,358
Dec. 18	At Dallas	L	12-31	66,672
231-279				

Home: 1-5-1 (346,740). Away: 3-4 (393,325).

TEAM STATISTICS

	Cards	Opp.
Total First Downs.....	212	244
Rushing	86	109
Passing	109	120
Penalty	17	15
Total Net Yards.....	4001	4365
Avg. Per Game	285.5	311.8
Total Plays	821	881
Avg. Per Play	4.9	5.0
Net Yards Rushing.....	1530	1985
Avg. Per Game	109.3	141.8
Total Rushes	417	486
Net Yards Passing.....	2471	2380
Avg. Per Game	176.5	170.0
Sacked/Yards Lost	19/185	20/166
Gross Yards	2,656	2,546
Att./Comp./Pct.	385/170/44.2	375/212/56.5
Had Intercepted	26	17
Punts/Average.....	61/38.8	58/40.4
Penalties/Yards.....	66/643	79/831
Fumbles/Lost.....	35/20	28/16
Touchdowns.....	24	29
Rushing	8	10
Passing	14	12
Returns	2	7

SCORE BY PERIOD

	Q1	Q2	Q3	Q4	OT	Pts.
Team	54	89	37	51	0	231
Opponents	61	73	49	96	0	279

SCORING

	TD	R	P	R	PAT	FG	S	Pts.
Bakken	0	0	0	0	24/24	21/32	0	87
Edwards	4	4	0	0	0/0	0/0	0	24
Gray	4	0	4	0	0/0	0/0	0	24
Smith	4	0	4	0	0/0	0/0	0	24
Gilliam	3	0	3	0	0/0	0/0	0	18
Lane	3	3	0	0	0/0	0/0	0	18
McFarland	2	0	2	0	0/0	0/0	0	12
Hoei	1	0	1	0	0/0	0/0	0	6
Shivers	1	1	0	0	0/0	0/0	0	6
Stallings	1	0	1	0	0/0	0/0	0	6
Williams	1	0	1	0	0/0	0/0	0	6
Team	24	8	14	2	24/24	32/32	231	
Opponents	29	10	12	7	28/29	25/39	279	

*Includes safety.

PASSING

	Att.	Comp.	Yds.	Comp. %	Yds./Att.	TD	TD%	Int.	Int. %	Long	Sack/Lost	Rating
Hart	243	110	1,626	45.2	6.69	8	3.2	14	5.7	57t	13/139	54.5
Beathard	141	60	1,030	42.5	7.30	6	4.2	12	8.5	80t	6/46	46.5
Shivers	1	0	0	0.0	0.00	0	0.0	0	0.0	0	0/0	39.5
Team	385	170	2,656	44.1	6.90	14	3.6	26	6.7	80t	19/185	51.6
Opponents	375	212	2,546	56.5	6.79	12	3.2	17	4.5	69t	20/166	69.4

RUSHING

	No.	Yds.	Avg.	Long	TD
Lane	150	592	3.9	40t	3
Edwards	108	316	2.9	14	4
Roland	78	278	3.6	16	0
Shivers	55	202	3.7	10	1
Gray	2	56	28.0	38	0
Beathard	4	29	7.3	15	0
Latourette	3	19	6.3	20	0
Gilliam	2	16	8.0	12	0
Smith	1	10	10.0	10	0
Hart	13	9	0.7	3	0
White	1	3	3.0	3	0
Team	417	1,530	3.7	40t	8
Opponents	486	1,985	4.1	53t	10

RECEIVING

	No.	Yds.	Avg.	Long	TD
Gilliam	42	837	19.9	54	3
Lane	29	298	10.3	34	0
Smith	21	379	18.0	61t	4
Gray	18	534	29.7	80t	4
Roland	15	108	7.2	15	0
Williams	12	182	15.2	37	1
Edwards	12	122	10.2	38	0
Shivers	10	76	7.6	19	0
McFarland	5	54	10.8	21	2
Hyatt	4	58	14.5	30	0
Stegert	1	12	12.0	12	0
Reynolds	1	-4	0	0	0
Team	170	2,656	15.6	80t	14
Opponents	212	2,546	12.0	69t	12

INTERCEPTIONS

	No.	Yds.	Avg.	Long	TD
Wilson	4	46	11.5	23	0
Thompson	4	45	11.3	25	0
Stovall	2	20	10.0	20	0
Farr	2	13	6.5	13	0
Wehrli	2	11	5.5	6	0
Stallings	1	26	26.0	26t	1
McGill	1	19	19.0	19	0
Hackbart	1	11	11.0	11	0
Team	17	191	11.2	26t	1
Opponents	26	358	13.6	44	0

PUNT RETURNS

	Ret.	FC	Yds.	Avg.	Long	TD
Wehrli	9	3	84	9.3	34	0
Willingham	10	9	84	8.4	19	0
Thompson	5	1	27	5.4	11	0
Roland	3	3	10	3.3	8	0
Gilliam	1	0	21	21.0	21	0
Stallings	1	0	8	8.0	8	0
Dickson	1	0	0	0.0	0	0
Team	30	16	234	7.8	34	0
Opponents	24	21	160	6.7	61t	1

KICKOFF RETURNS

	No.	Yds.	Avg.	Long	TD
Gray	30	740	24.7	65	0
Hoei	9	251	27.9	103t	1
Thompson	7	182	26.0	45	0
Willingham	6	125	20.8	56	0
Edwards	2	41	20.5	21	0
Roland	2	24	12.0	17	0
Dierdorf	1	0	0	0	0
Stegert	1	0	0	0	0
Team	58	1,363	23.5	103t	1
Opponents	54	1,318	24.4	93t	1

PUNTING

	No.	Yds.	Avg.	Long	Blk.
Latourette	56	2,157	38.5	55	1
Bakken	5	207	41.4	44	0
Team	61	2,364	38.8	55	1
Opponents	58	2,343	40.4	58	0

FIELD GOALS

	1-19	20-29	30-39	40-49	50+
Bakken	5-5	8-13	5-6	3-7	0-1
Team	5-5	8-13	5-6	3-7	0-1
Opponents	7-7	12-15	1-4	4-9	1-4

USUAL STARTING LINEUP

Offense	Defense
WR ... Dave Williams	LE ... Ron Yankowski
Mel Gray	LT ... Rolf Krueger
LT ... Bob Reynolds	RF Heron
LG ... Ivor Goode	RT ... Bob Rowe
C ... Tom Banks	RE ... Joe Schmiesing
Wayne Multigan	Charles Walker
RG ... Clyde Williams	LLB ... Larry Stallings
Dan Dierdorf	MLB ... Jamie Rivers
RT ... Ernie McMillan	RLB ... Mike McGill
TE ... Jackie Smith	Rick Ogle
Jim McFarland	LCB ... Miller Farr
WR ... John Gilliam	RCB ... Roger Wehrli
QB ... Jim Hart	Norm Thompson
Pete Beathard	LS ... Jerry Stovall
RB ... McArthur Lane	Larry Wilson
RB ... Johnny Roland	RS ... Larry Wilson
Cid Edwards	Roger Wehrli
K ... Jim Bakken	P ... Chuck Latourette

NOTES

Bob Hollway named head coach ... Cards draft cornerback **Norm Thompson**, offensive lineman **Dan Dierdorf**, and wide receiver **Mel Gray** ... Thompson will start for seven seasons, Dierdorf becomes six-time Pro Bowler and member of Pro Football Hall of Fame, and Gray logs 12 seasons, highlighted by a stretch of receptions in 121 consecutive games from 1973-82 ... Eagles' kicker **Tom Dempsey** sets then Card opponent record with 54-yard field goal Dec. 12 ... Gray completes rookie season with eye-popping averages of 28 yards on two rushing attempts, 29.7 yards on 18 pass receptions with four touchdowns, and 24.7 yards on 30 kickoff returns.

FINAL NFC EAST

STANDINGS

Team	W	L	T	Pct.	Pts.	Opp
Dallas	11	3	0	.786	406	222
Washington	9	4	1	.692	276	190
Philadelphia	6	7	1	.462	221	302
St. Louis	4	9	1	.308	231	279
N.Y. Giants	4	10	0	.286	228	362



1972 (4-9-1)

HEAD COACH BOB HOLLWAY

Sept. 17	At Baltimore	W	10-3	53,652
Sept. 24	At Washington	L	10-24	53,039
Oct. 1	Pittsburgh	L	19-25	49,140
Oct. 8	At Minnesota	W	19-17	49,687
Oct. 15	Washington	L	3-33	50,454
Oct. 22	At N.Y. Giants	L	21-27	62,756
Oct. 29	Chicago	L	10-27	50,464
Nov. 5	At Philadelphia	T	6-6	65,720
Nov. 12	At Dallas	L	24-33	65,218
Nov. 19	N.Y. Giants	L	7-13	48,014
Nov. 27	At Miami	L	10-31	80,010
Dec. 3	Dallas	L	6-27	49,878
Dec. 10	L.A. Rams	W	24-14	36,873
Dec. 17	Philadelphia	W	24-23	34,872

193-303

Home: 2-5 (319,695). Away: 2-4-1 (430,082).

TEAM STATISTICS

	Cards	Opp.
Total First Downs.....	181	276
Rushing	68	119
Passing	102	138
Penalty	11	19
Total Net Yards.....	3267	4739
Avg. Per Game	233.4	338.5
Total Plays	754	935
Avg. Per Play	4.5	5.1
Net Yards Rushing	1229	2189
Avg. Per Game	87.8	156.4
Total Rushes	361	548
Net Yards Passing	2038	2550
Avg. Per Game	145.6	182.1
Sacked/Yards Lost	30/221	22/183
Gross Yards	2,259	2,733
Att./Comp./Pct.	363/171/47.1365	221/60.6
Had Intercepted	23	11
Punts/Average	73/39.3	48/39.4
Penalties/Yards	64/582	68/645
Fumbles/Lost	43/16	31/16
Touchdowns	22	31
Rushing	9	11
Passing	11	15
Returns	2	5

SCORE BY PERIOD

	Q1	Q2	Q3	Q4	OT	Pts.
Team	20	79	56	38	0	193
Opponents	36	92	75	100	0	303

SCORING

	TD	R	P	R	PAT	FG	S	Pts.
Bakken	0	0	0	0	19/2214	22/0	61	
Anderson	6	4	2	0	0/0	0/0	0	36
Roland	4	2	2	0	0/0	0/0	0	24
Moore	3	0	3	0	0/0	0/0	0	18
Burns	2	2	0	0	0/0	0/0	0	12
Gillette	2	0	2	0	0/0	0/0	0	12
Smith	2	0	2	0	0/0	0/0	0	12
Thompson	2	0	2	0	0/0	0/0	0	12
Hayden	1	1	0	0	0/0	0/0	0	6
Team	22	9	11	2	19/2214	22/0193		
Opponents	55	31	11	15	31/3128	47/1303		

PASSING

	Att.	Comp.	Yds.	Comp. %	Yds./Att.	TD	TD%	Int.	Int. %	Long	Sack/Lost	Rating
Cuzzo	158	69	897	43.7	5.67	5	3.1	11	6.9	68t	13/89	43.6
Hart	119	60	857	50.4	7.20	5	4.2	5	4.2	98t	7/56	70.5
Galder	79	40	434	50.6	5.49	1	1.2	7	8.8	71	10/76	34.4
Anderson	3	2	71	66.7	23.66	0	0.0	0	0.0	38	0/0	109.7
Wilson	2	0	0	0.0	0.0	0	0.0	0	0.0	0	0/0	39.6
Smith	2	0	0	0.0	0.0	0	0.0	0	0.0	0	0/0	39.6
Team	363	171	2,259	47.1	6.22	11	3.0	23	6.3	98	30/221	51.0
Opponents	365	221	2,733	60.6	7.48	15	4.1	11	3.0	73t	22/18	84.9

RUSHING

	No.	Yds.	Avg.	Long	TD
Anderson	153	536	3.5	19	4
Roland	105	414	3.9	18	2
Burns	26	69	2.7	16	2
Moore	9	44	4.9	15	0
Baynham	17	43	2.5	11	0
Smith	5	31	6.2	17	0
Galder	9	28	3.1	16	0
Hart	9	17	2.9	8	0
Woodeshick	5	14	2.8	6	0
Shivers	5	12	2.4	9	0
Hayden	8	11	1.4	5	1
Cuzzo	4	7	1.8	9	0
Butler	6	3	0.5	5	0
Team	361	1,229	3.4	19	9
Opponents	548	2,189	3.8	28	11

RECEIVING

	No.	Yds.	Avg.	Long	TD
Roland	38	321	8.4	27	2
Gillette	33	550	16.7	65t	2
Moore	29	500	17.2	98	3
Anderson	28	298	10.4	56	2
Smith	26	407	15.7	71	2
Burns	6	24	4.0	12	0
Gray	3	62	20.7	33	0
Hyatt	2	32	16.0	25	0
Shivers	1	20	20.0	20	0
Hayden	1	17	17.0	17	0
Baynham	1	10	10.0	10	0
Butler	1	8	8.0	8	0
Wicks	1	8	8.0	8	0
Woodeshick	1	2	2.0	2	0
Team	171	2,259	13.2	98	11
Opponents	221	2,733	12.4	73t	15

INTERCEPTIONS

	No.	Yds.	Avg.	Long	TD
Wilson	3	35	13.7	24	0
Farr	3	21	7.0	21	0
McGill	2	28	14.0	26	0
Hackbart	1	22	22.0	22	0
Staggs	1	7	7.0	7	0
Thompson	1	5	5.0	5	0
Team	11	118	10.7	26	0
Opponents	23	289	12.6	41	3

PUNT RETURNS

	Ret.	FC	Yds.	Avg.	Long	TD
Willingham	9	6	41	4.6	13	0
Wehrti	5	6	24	4.8	22	0
Gray	2	3	-4	-2.0	0	0
Team	16	15	61	3.8	22	0
Opponents	37	22	144	3.9	18	0

KICKOFF RETURNS

	No.	Yds.	Avg.	Long	TD
Moore	20	437	21.9	37	0
Gray	17	378	22.2	29	0
Willingham	9	194	21.6	28	0
Butler	4	85	21.2	27	0
Hyatt	1	41	41.0	41	0
Wehrti	1	10	10.0	10	0
Burns	1	7	7.0	7	0
Team	53	1,152	21.7	41	0
Opponents	40	1,037	25.9	91t	1

PUNTING

	No.	Yds.	Avg.	Long	Bk.
Anderson	72	2,847	39.5	61	0
Bakken	1	26	26.0	26	0
Team	73	2,873	39.3	61	0
Opponents	48	1,892	39.4	62	2

FIELD GOALS

	1-19	20-29	30-39	40-49	50+
Bakken	4-5	2-4	2-4	6-9	0-0
Team	4-5	2-4	2-4	6-9	0-0
Opponents	7-8	5-7	9-13	6-12	1-6

USUAL STARTING LINEUP

Offense	Defense
WR.....Bobby Moore	LE.....Don Brumm
LT.....Dan Dierdorf	LT...John Richardson
LG.....Conrad Dobler	Fred Heron
C.....Tom Banks	RT.....Bob Rowe
Wayne Mulligan	RE.....Ron Yankowski
RG.....Bob Young	Martin Imhof
RT.....Wayne Mulligan	LLB..Larry Stallings
TE.....Jackie Smith	MLB...Mark Arneson
WR...Walker Gillette	RLB.....Terry Miller
QB.....Gary Cuzzo	Jeff Staggs
Tim Van Galder	LCB Norm Thompson
Jim Hart	RCB.....Miller Farr
RB...Donny Anderson	Eric Washington
Johnny Roland	LS.....Roger Wehrti
FB.....Leon Burns	RS.....Larry Wilson
K.....Jim Bakken	P...Donny Anderson

NOTES

William V. Bidwell gains full ownership of the franchise ... assistant coach Chuck Drulis collapses of a heart attack on the team charter airplane returning from a preseason game at Houston ... he is pronounced dead following an emergency landing in Little Rock, Ark. ... safety Larry Wilson doubles as player and assistant coach, then two weeks before the end of the season he announces his retirement after 13 seasons ... quarterback Jim Hart connects with Ahmad Rashad (nee Bobby Moore) for a 98-yard pass play vs. L.A. Rams Dec. 10, the longest non-scoring pass play in NFL history.

FINAL NFC EAST

STANDINGS

Team	W	L	T	Pct.	Pts.	OP
Washington	11	3	0	.786	336	218
Dallas*	10	4	0	.714	319	240
N.Y. Giants	8	6	0	.571	331	247
St. Louis	4	9	1	.321	193	303
Philadelphia	2	11	1	.179	145	352

*Wild card playoff qualifier



1973 (4-9-1)

HEAD COACH DON CORYELL

Sept. 16	At Philadelphia	W	34-23	61,103
Sept. 23	Washington	W	34-22	50,316
Sept. 30	At Dallas	L	10-45	64,729
Oct. 7	Oakland	L	10-17	49,051
Oct. 14	Philadelphia	L	24-27	44,400
Oct. 21	At Washington	L	13-31	54,381
Oct. 28	N.Y. Giants	W	35-27	47,589
Nov. 4	Denver	T	17-17	66,565
Nov. 11	At Green Bay	L	13-25	52,922
Nov. 18	At N.Y. Giants	L	21-24	65,795
Nov. 25	At Cincinnati	L	24-42	50,918
Dec. 2	Detroit	L	16-20	44,982
Dec. 9	At Atlanta	W	32-10	48,030
Dec. 16	Dallas	L	3-30	43,946
286-365				
Home: 2-4-1 (326,849). Away: 2-5 (397,878).				

TEAM STATISTICS

	Cards	Opp.
Total First Downs.....	238	307
Rushing	96	135
Passing	111	157
Penalty	31	15
Total Net Yards.....	4054	5149
Avg. Per Game	289.6	367.8
Total Plays	837	950
Avg. Per Play	4.8	5.4
Net Yards Rushing.....	1671	2120
Avg. Per Game	170.2	216.4
Total Rushes	416	504
Net Yards Passing.....	2383	3029
Avg. Per Game	170.2	216.4
Sacked/Yards Lost	27/209	29/197
Gross Yards	2,592	3,226
Att./Comp./Pct.	394/210/53.3417/252/60.4	
Had Intercepted	15	10
Punts/Average.....	66/37.5	54/41.4
Penalties/Yards.....	61/594	97/920
Fumbles/Lost.....	37/14	31/17
Touchdowns.....	31	42
Rushing	13	16
Passing	16	23
Returns	2	3

SCORE BY PERIOD

	Q1	Q2	Q3	Q4	OT	Pts.
Team	65	53	66	102	0	286
Opponents	60	100	58	147	0	365

SCORING

	TD	R	P	R	PAT	FG	S	Pts.
Bakken	0	0	0	0	31/3123/32	0	100	
Anderson	13	10	3	0	0/0	0/0	0	78
Gray	7	0	7	0	0/0	0/0	0	42
Rashad	3	0	3	0	0/0	0/0	0	18
Shy	2	0	1	1	0/0	0/0	0	12
Metcalf	2	2	0	0	0/0	0/0	0	12
Smith	1	0	1	0	0/0	0/0	0	6
Gillette	1	0	1	0	0/0	0/0	0	6
McFarland	1	0	0	1	0/0	0/0	0	6
Otis	1	1	0	0	0/0	0/0	0	6
Team	31	13	16	2	31/3123/320286			
Opponents	39	16	23	3	41/4223/340365			

PASSING

	Att.	Comp.	Yds.	Comp. %	Yds./Att.	TD	TD%	Int.	Int. %	Long	Sack/Lost	Rating
Hart	320	178	2,223	55.6	6.95	15	4.7	10	3.1	69t	22/168	80.1
Keithley	73	32	369	43.8	5.05	1	1.4	5	6.8	80t	5/41	36.0
Hammond	1	0	0	0.0	0	0	0.0	0	0.0	0	0/0	39.6
Team	394	210	2,592	53.3	6.58	16	4.1	15	3.8	80t	27/209	71.8
Opponents	417	252	3,226	60.4	7.74	23	5.5	10	2.4	54	29/197	93.0

RUSHING

	No.	Yds.	Avg.	Long	TD
Anderson	167	679	4.1	54	10
Metcalf	148	628	4.2	50	2
Otis	55	235	4.3	19	1
Shy	16	66	4.1	7	0
Moss	14	41	2.9	13	0
Hammond	4	11	2.7	7	0
Keithley	8	29	3.6	18	0
Hart	3	-3	-1.0	0	0
Smith	1	-14	-14.0	0	0
Team	416	1,671	4.0	54	13
Opponents	504	2,120	4.2	24	16

RECEIVING

	No.	Yds.	Avg.	Long	TD
Smith	41	600	14.6	42	1
Anderson	41	409	10.0	44	3
Metcalf	37	316	8.5	35	0
Rashad	30	409	13.6	65t	3
Gray	29	513	17.7	80t	7
Gillette	20	244	12.2	48t	1
Hammond	4	39	9.8	23	0
Shy	3	15	5.0	6	1
Otis	2	19	9.5	14	0
McFarland	2	10	5.0	7	0
Maynard	1	18	18.0	18	0
Team	210	2,592	12.3	80t	16
Opponents	252	3,226	12.8	54	23

INTERCEPTIONS

	No.	Yds.	Avg.	Long	TD
Tolbert	2	34	17.0	26	0
Duren	2	13	6.5	13	0
Arneson	1	13	13.0	13	0
Rivers	1	11	11.0	11	0
Barnes	1	0	0.0	0	0
Detwiler	1	0	0.0	0	0
Stallings	1	0	0.0	0	0
Wehrli	1	0	0.0	0	0
Team	10	71	7.1	26	0
Opponents	15	267	17.8	68t	2

PUNT RETURNS

	Ret.	FC	Yds.	Avg.	Long	TD
Wehrli	9	7	92	10.2	33	0
Hammond	11	2	80	7.3	51	0
Thompson	6	2	18	3.0	6	0
Belton	1	2	2	2.0	2	0
Team	27	13	192	7.1	51	0
Opponents	23	21	186	8.1	46	0

KICKOFF RETURNS

	No.	Yds.	Avg.	Long	TD
Shy	16	445	27.8	97t	1
Hammond	12	314	26.2	46	0
Metcalf	4	124	36.3	48	0
Hayden	5	98	19.6	28	0
Belton	3	83	27.7	31	0
Moss	4	78	19.5	21	0
Gray	4	73	18.3	21	0
McFarland	3	57	19.0	19	0
Detwiler	3	55	18.3	20	0
Butz	1	23	23.0	23	0
Owens	1	19	19.0	19	0
Wehrli	2	0	0.0	0	0
Team	58	1,369	23.6	97t	1
Opponents	57	1,350	23.7	97t	1

PUNTING

	No.	Yds.	Avg.	Long	Blk.
Keithley	66	2,478	37.5	55	1
Team	66	2,478	37.5	55	1
Opponents	54	2,236	41.4	62	1

FIELD GOALS

	1-19	20-29	30-39	40-49	50+
Bakken	4-4	6-7	10-12	3-8	0-1
Team	4-4	6-7	10-12	3-8	0-1
Opponents	10-10	6-8	6-7	1-6	1-3

USUAL STARTING LINEUP

Offense	Defense
WR...Ahmad Rashad	LE.....Dave Butz
LT.....Dan Dierdorf	LT...John Richardson
LG.....Tom Banks	Leo Brooks
C...Wayne Mulligan	RT.....Bob Rowe
RG...Conrad Dobler	RE...Ron Yankowski
RT.....Dan Dierdorf	LLB...Larry Stallings
Ernie McMillan	MLB...Mark Arneson
Roger Finnie	RLB...Pete Barnes
TE.....Jackie Smith	LCB...Dwayne Crump
WR.....Mel Gray	Norm Thompson
Walker Gillette	RCB...Roger Wehrli
QB.....Jim Hart	SS.....Jim Tolbert
FB.....Jim Otis	FS...Clarence Duren
RB...Donny Anderson	Chuck Detwiler
K.....Jim Bakken	P.....Gary Keithley

NOTES

Former San Diego State University Head Coach **Don Coryell**, with his fiery disposition and innovative offensive schemes, is named head coach ... he hires **Joe Gibbs** as running backs coach and **Jim Hanifan** as offensive line coach ... running back **Terry Metcalf** is drafted in third round ... **Jim Hart** is named starting quarterback ... despite 4-9-1 record, Card offense improves dramatically, boosting point output from 193 in 1972 to 286, and gains nearly 800 more total yards ... Cards complete only two of 10 passes at Atlanta Dec. 9 for single-game franchise low of nine yards as **Jim Bakken** kicks six field goals in 32-10 win.

FINAL NFC EAST STANDINGS

Team	W	L	T	Pct.	Pts.	OP
Dallas	10	4	0	.714	382	203
Washington*	10	4	0	.714	325	198
Philadelphia	5	8	1	.393	310	393
St. Louis	4	9	1	.321	286	365
N.Y. Giants	2	11	1	.179	226	362

*Wild card playoff qualifier

1974 (10-4)

HEAD COACH DON CORYELL

Sept. 15	Philadelphia	W	7-3	40,322
Sept. 22	At Washington	W	17-10	53,381
Sept. 29	Cleveland	W	29-7	43,472
Oct. 6	At San Francisco	W	34-9	48,675
Oct. 13	Dallas	W	31-28	49,885
Oct. 20	At Houston	W	31-27	26,371
Oct. 27	Washington	W	23-20	49,410
Nov. 3	At Dallas	L	14-17	64,146
Nov. 11	Minnesota	L	24-28	50,184
Nov. 17	At Philadelphia	W	13-3	61,982
Nov. 24	At N.Y. Giants	W	23-21	49,915
Dec. 1	Kansas City	L	13-17	41,863
Dec. 8	At New Orleans	L	0-14	57,152
Dec. 15	N.Y. Giants	W	26-14	47,414
285-218				
Home: 5-2 (322,549). Away: 5-2 (361,622).				
NFC Divisional Playoff				
Dec. 21	At Minnesota	L	14-30	44,626

TEAM STATISTICS

	Cards	Opp.
Total First Downs.....	247	249
Rushing	120	108
Passing	117	122
Penalty	10	19
Total Net Yards.....	4314	4251
Avg. Per Game	808.1	303.6
Total Plays	3783	909
Avg. Per Play	4.9	4.7
Net Yards Rushing.....	1956	1888
Avg. Per Game	139.7	134.9
Total Rushes	466	461
Net Yards Passing.....	2358	2363
Avg. Per Game	168.4	168.8
Sacked/Yards Lost	16/134	35/218
Gross Yards	2,492	2,581
Att./Comp./Pct.	391/201/51.4	230/155/67.4
Had Intercepted	8	16
Punts/Average.....	81/38.7	85/39.2
Penalties/Yards.....	77/645	80/654
Fumbles/Lost.....	27/9	24/9
Touchdowns.....	36	27
Rushing	12	15
Passing	20	11
Returns	4	1

SCORE BY PERIOD

	Q1	Q2	Q3	Q4	OT	Pts.
Team	56	80	100	49	0	285
Opponents	50	58	34	76	0	218

SCORING

	TD	R	P	R	PAT	FG	S	Pts.
Bakken	0	0	0	0	30/3613	220	69	
Metcalf	8	6	1	1	0/0	0/0	0	48
Anderson	6	3	3	0	0/0	0/0	0	36
Gray	6	0	6	0	0/0	0/0	0	36
Thomas	5	0	5	0	0/0	0/0	0	30
Smith	3	0	3	0	0/0	0/0	0	18
Hart	2	2	0	0	0/0	0/0	0	12
Cain	1	0	1	0	0/0	0/0	0	6
Otis	1	1	0	0	0/0	0/0	0	6
Thompson	1	0	0	1	0/0	0/0	0	6
Wehrli	1	0	0	1	0/0	0/0	0	6
Willard	1	0	1	0	0/0	0/0	0	6
Yankowski	1	0	0	1	0/0	0/0	0	6
Team	36	12	20	4	30/3613	220	285	
Opponents	26	15	11	1	26/2710	140	218	

PASSING

	Att.	Comp.	Yds.	Comp. %	Yds./Att.	TD	TD%	Int.	Int. %	Long	Sack/Lost	Rating
Hart	388	200	2,411	51.5	6.21	20	5.2	8	2.1	80t	16/134	79.5
Hammond	1	1	81	100.0	81.00	0	0.0	0	0.0	81	0/0	118.8
Metcalf	2	0	0	0	0.0	0	0.0	0	0.0	0	0/0	39.6
Team	391	201	2,492	51.4	6.37	20	5.2	8	2.1	81	16/134	80.1
Opponents	413	230	2,581	55.7	6.25	11	2.7	16	3.9	65	35/218	67.3

RUSHING

	No.	Yds.	Avg.	Long	TD
Metcalf	152	718	4.7	75t	6
Otis	158	664	4.2	23	1
Anderson	90	316	3.5	16	3
Willard	40	175	4.4	12	0
Belton	12	49	4.1	10	0
Hart	10	21	2.1	16	2
Moss	4	13	3.3	5	0
Team	466	1,956	4.2	75t	12
Opponents	461	1,888	4.1	66t	15

RECEIVING

	No.	Yds.	Avg.	Long	TD
Metcalf	50	377	7.5	22t	1
Gray	39	770	19.7	80t	6
Thomas	34	513	15.1	52t	5
Smith	25	413	16.5	81	3
Otis	19	109	5.7	13	0
Anderson	15	116	7.7	25	3
Cain	13	152	11.7	40t	1
Willard	4	28	7.0	17	1
Hammond	2	14	7.0	9	0
Team	201	2,492	12.4	81	20
Opponents	230	2,581	11.2	65	11

INTERCEPTIONS

	No.	Yds.	Avg.	Long	TD
Thompson	6	190	31.7	56t	1
Wehrli	2	54	27.0	53t	1
Duren	2	29	14.5	20	0
Tolbert	2	22	11.0	22	0
Stallings	2	13	6.5	13	0
Reaves	1	54	54.0	54	0
Crump	1	10	10.0	10	0
Team	16	372	23.3	56t	2
Opponents	8	75	9.4	18	0

PUNT RETURNS

	Ret.	FC	Yds.	Avg.	Long	TD
Metcalf	26	3	340	13.1	43	0
Hammond	17	1	125	7.4	21	0
Wehrli	4	1	39	9.8	32	0
Belton	4	0	8	2.0	6	0
Tolbert	1	0	0	0.0	0	0
Duren	0	3	0	0.0	0	0
Stringer	0	1	0	0.0	0	0
Team	52	9	512	9.8	43	0
Opponents	56	3	518	9.3	98t	1

KICKOFF RETURNS

	No.	Yds.	Avg.	Long	TD
Metcalf	20	623	31.2	94t	1
Hammond	11	268	24.4	34	0
Moss	8	133	16.6	21	0
Belton	5	111	22.2	30	0
LeVeck	2	32	16.0	20	0
Reaves	1	22	22.0	22	0
Finnie	1	8	8.0	8	0
Cain	1	5	5.0	5	0
Crum	1	1	1.0	1	0
Team	50	1,203	24.1	94t	1
Opponents	54	1,203	22.3	67	0

PUNTING

	No.	Yds.	Avg.	Long	Blk.
Roberts	81	3,131	38.7	57	0
Team	81	3,131	38.7	57	0
Opponents	85	3,329	39.2	69	0

FIELD GOALS

	1-19	20-29	30-39	40-49	50+
Bakken	0-0	2-3	5-9	6-10	0-0
Team	0-0	2-3	5-9	6-10-0	
Opponents	0-0	6-6	1-2	3-5	0-1

USUAL STARTING LINEUP

Offense	Defense
LE ... Sonny Randle	LE Council Rudolph
WR ... Earl Thomas	LT ... Leo Brooks
LT ... Ernie McMillan	RT ... Bob Rowe
LG ... Bob Young	RE ... Ron Yankowski
RG ... Roger Finnie	MLB ... Larry Stallings
C ... Tom Brahaney	LLB ... Mark Ameson
RG ... Conrad Dobler	RLB ... Pete Barnes
RT ... Dan Dierdorf	LCB Norm Thompson
TE ... Jackie Smith	Jim Tolbert
WR ... Mel Gray	RCB ... Roger Wehrli
QB ... Jim Hart	SS ... Ken Reaves
FB ... Jim Otis	FS ... Clarence Duren
RB ... Terry Metcalf	P ... Hal Roberts
K ... Jim Bakken	

NOTES

Cards win first seven games en route to 10-4 record ... six wins achieved by seven points or less ... capture NFC Eastern Division title on final day of the season with 26-14 win over N.Y. Giants at Busch Stadium Dec. 15 ... Cards lose 30-14 playoff contest at Minnesota Dec. 21, the team's first postseason appearance since 1948 ... quarterback **Jim Hart** is named NFC player-of-the-year, running back **Terry Metcalf** is runner-up to Hart in the poll, and **Don Coryell** is named consensus NFL coach-of-the-year ... offensive line allows NFL-low 16 quarterback sacks ... Hart tosses 20 touchdowns with just eight interceptions in 388 attempts ... Metcalf sets Card record with 2,058 combined yards, including a 4.7-yard rushing average with six touchdowns, 50 pass receptions, and kick-return figures of 31.2 yards on 20 kickoffs and 13.1 yards on 26 punts.

FINAL NFC EAST STANDINGS

Team	W	L	T	Pct.	Pts.	OP
St. Louis	10	4	0	.714	285	218
Washington*	10	4	0	.714	320	196
Dallas	8	6	0	.571	297	235
Philadelphia	7	7	0	.500	242	217
N.Y. Giants	2	12	0	.143	195	299

*Wild card playoff qualifier



1975 (11-3)

HEAD COACH DON CORYELL

Sept. 21	Atlanta	W	23-20	42,172
Sept. 28	At Dallas	L	31-37 (OT)	52,417
Oct. 5	N.Y. Giants	W	26-14	44,919
Oct. 13	At Washington	L	17-27	54,693
Oct. 19	Philadelphia	W	31-20	45,242
Oct. 25	At N.Y. Giants	W	20-13	49,598
Nov. 2	New England	W	24-17	45,907
Nov. 9	At Philadelphia	W	24-23	60,277
Nov. 16	Washington	W	20-17 (OT)	49,919
Nov. 23	At N.Y. Jets	W	37-6	53,169
Nov. 27	Buffalo	L	14-32	41,899
Dec. 7	Dallas	W	31-17	49,701
Dec. 14	At Chicago	W	34-20	35,052
Dec. 21	At Detroit	W	24-13	64,656
356-276				

Home: 6-1 (319,759). Away: 5-2 (369,862).

NFC Divisional Playoff

Dec. 27 At L.A. Rams L 23-35 72,650

TEAM STATISTICS

	Cards	Opp.
Total First Downs.....	276	284
Rushing	131	118
Passing	128	142
Penalty	17	24
Total Net Yards.....	4955	4595
Avg. Per Game	353.9	328.2
Total Plays	918	957
Avg. Per Play	5.4	4.8
Net Yards Rushing	2402	1925
Avg. Per Game	171.6	137.5
Total Rushes	555	487
Net Yards Passing	2553	2670
Avg. Per Game	182.4	190.7
Sacked/Yards Lost	8/66	24/192
Gross Yards	2,619	2,862
Att./Comp./Pct. 355/187/52.7/44/33/52.2		
Had Intercepted	20	22
Punts/Average.....	64/37.7	67/40.1
Penalties/Yards	83/730	82/679
Fumbles/Lost	33/19	26/15
Touchdowns	43	34
Rushing	19	16
Passing	20	16
Returns	4	2

SCORE BY PERIOD

	Q1	Q2	Q3	Q4	OT	Pts.
Team	96	83	82	92	3	356
Opponents	38	61	79	92	6	276

SCORING

	TD	R	P	R	PAT	FG	S	Pts.
Bakken	0	0	0	0	40/42	19/24	0	97
Metcalf	13	9	2	2	0/0	0/0	0	78
M. Gray	11	0	11	0	0/0	0/0	0	66
Otis	6	5	1	0	0/0	0/0	0	36
Jones	3	2	1	0	0/0	0/0	0	18
Smith	2	0	2	0	0/0	0/0	0	12
Thomas	2	0	2	0	0/0	0/0	0	12
Cain	1	0	1	0	0/0	0/0	0	6
Crump	1	0	1	0	0/0	0/0	0	6
Hart	1	1	0	0	0/0	0/0	0	6
Latin	1	1	0	0	0/0	0/0	0	6
Moss	1	1	0	0	0/0	0/0	0	6
Thompson	1	0	0	1	0/0	0/0	0	6
Wehrli	0	0	0	0	1/1	0/0	0	1
Team	43	19	20	4	41/43	19/24	0	356
Opponents	34	16	16	2	27/33	15/26	0	276

PASSING

	Att.	Comp.	Yds.	Comp. %	Yds./Att.	TD	TD%	Int.	Int. %	Long	Sack/Lost	Rating
Hart	345	182	2,507	52.8	7.27	19	5.5	19	5.5	80t	6/43	71.8
Shaw	8	4	61	50.0	7.63	0	0.0	1	12.5	21	1/14	36.0
Metcalf	2	1	51	50.0	25.50	1	5.0	0	0.0	51t	0/0	135.4
Bakken	0	0	0	0.0	0.00	0	0.0	0	0.0	0	1/9	0.0
Team	355	187	2,619	52.7	7.38	20	5.6	20	5.6	80t	8/66	72.1
Opponents	446	233	2,862	52.2	6.42	16	3.6	22	4.9	48	24/192	63.9

SACKS

Rudolph 2.0, Rowe 2.0, Brooks 1.0, Duren 1.0, Reeves 1.0, Crump 1.0
Team 22.0, Opponents 17.0

RUSHING

	No.	Yds.	Avg.	Long	TD
Otis	269	1,076	4.0	30	5
Metcalf	165	816	4.9	52t	9
Jones	54	275	5.1	23	2
Latin	35	165	4.7	57t	1
Ashton	10	44	4.4	9	0
Hammond	3	13	4.3	6	0
Moss	4	12	3.0	5t	1
Hart	11	7	0.6	6	1
M. Gray	1	6	6.0	6	0
Shaw	3	-12	-4.0	-2	0
Team	555	2,402	4.3	57t	19
Opponents	487	1,925	4.0	32t	16

RECEIVING

	No.	Yds.	Avg.	Long	TD
M. Gray	48	926	19.3	74t	11
Metcalf	43	378	8.8	30t	2
Thomas	21	375	17.9	80t	2
Jones	19	194	10.2	21	1
Harris	15	266	17.7	36	0
Smith	13	246	18.9	45	2
Cain	12	134	11.2	18	1
Otis	12	69	5.8	12	1
Latin	2	25	12.5	16	0
Hammond	2	6	3.0	10	0
Team	187	2,619	14.0	80t	20
Opponents	233	2,862	12.3	48	16

INTERCEPTIONS

	No.	Yds.	Avg.	Long	TD
Thompson	7	141	20.1	61t	1
Wehrli	6	31	5.2	31	0
Reaves	3	7	2.3	9	0
Barnes	2	26	13.0	23	0
Duren	1	23	23.0	23	0
Rudolph	1	18	18.0	18	0
Arneson	1	6	6.0	6	0
Stallings	1	-3	-3.0	-3	0
Team	22	249	11.3	61t	1
Opponents	20	216	10.8	38	0

PUNT RETURNS

	Ret.	FC	Yds.	Avg.	Long	TD
Metcalf	23	3	285	12.4	69t	1
Hammond	9	2	70	7.8	30	0
M. Gray	7	1	53	7.6	27	0
Wehrli	1	0	2	2.0	2	0
Team	40	6	410	10.3	69t	1
Opponents	34	7	329	9.7	43	0

KICKOFF RETURNS

	No.	Yds.	Avg.	Long	TD
Metcalf	35	960	27.4	93t	1
Hammond	13	254	19.5	29	0
Smith	1	25	25.0	25	0
Moss	1	21	21.0	21	0
T. Gray	1	20	20.0	20	0
Hartle	1	20	20.0	20	0
Jones	1	18	18.0	18	0
Wehrli	1	10	10.0	10	0
Reaves	1	9	9.0	9	0
Team	55	1,337	24.3	93t	1
Opponents	71	1,609	22.7	97t	1

PUNTING

	No.	Yds.	Avg.	Long	Bk.
West	64	2,412	37.7	58	1
Team	64	2,412	37.7	58	1
Opponents	67	2,688	40.1	59	0

FIELD GOALS

	1-19	20-29	30-39	40-49	50+
Bakken	0-0	10-11	5-7	4-6	0-0
Team	0-0	10-11	5-7	4-6	0-0
Opponents	0-0	4-4	5-9	6-9	0-4

USUAL STARTING LINEUP

Offense	Defense
WR.....Ike Harris	LE.....Bob Bell
LT.....Roger Finnie	LT.....Charlie Davis
LG.....Bob Young	RT.....Bob Rowe
RG.....Tom Banks	RE.....Ron Yankowski
CB.....Conrad Dobler	LLB.....Larry Stallings
RT.....Dan Dierdorf	MLB.....Mark Arneson
TE.....Jackie Smith	RLB.....Pete Barnes
J.V. Cain	LCB.....Norm Thompson
WR.....Mel Gray	RCB.....Roger Wehrli
QB.....Jim Hart	SS.....Ken Reeves
FB.....Jim Otis	FS.....Clarence Duren
RB.....Terry Metcalf	P.....Jeff West
K.....Jim Bakken	

NOTES

Led by Pro Bowl offensive linemen **Dan Dierdorf**, **Conrad Dobler**, and **Tom Banks**, Cards win a second consecutive NFC Eastern Division title with an 11-3 mark, a franchise best since an 11-1 record by the 1948 team ... fullback **Jim Otis** leads the NFC in rushing with 1,076 yards, running back/kick returner **Terry Metcalf**—a consensus NFL most valuable player—sets league record with 2,462 combined yards, and quarterback **Jim Hart** performs behind an offensive line that ties an NFL record by allowing just eight quarterback sacks ... wide receiver **Mel Gray** catches controversial touchdown pass from Hart with 25 seconds left in regulation, known as the "Phantom Catch," to send game into overtime as Cards win 20-17 over Washington ... Cards travel to Los Angeles to face Rams in playoff contest and lose 35-23 after trailing 28-9 at halftime ... seven offensive players go to the Pro Bowl (Dierdorf, Dobler, Banks, Hart, Metcalf, Gray, and Otis).

FINAL NFC EAST STANDINGS

Team	W	L	T	Pct.	Pts.	OP
St. Louis	11	3	0	.786	356	276
Dallas*	10	4	0	.714	350	268
Washington	8	6	0	.571	325	276
N.Y. Giants	5	9	0	.357	216	306
Philadelphia	4	10	0	.286	225	302

*Wild card playoff qualifier

1976 (10-4)

HEAD COACH DON CORYELL

Sept. 12	At Seattle	W	30-24	58,441
Sept. 19	Green Bay	W	29-40	48,842
Sept. 26	At San Diego	L	24-43	40,212
Oct. 3	N.Y. Giants	W	27-21	48,039
Oct. 10	Philadelphia	W	33-14	44,933
Oct. 17	Dallas	W	21-17	50,317
Oct. 25	At Washington	L	10-20	48,325
Oct. 31	San Francisco	W	23-20 (OT)	50,365
Nov. 7	At Philadelphia	W	17-14	60,760
Nov. 14	At L.A.	W	30-28	64,698
Nov. 21	Washington	L	10-16	49,833
Nov. 25	At Dallas	L	14-19	62,498
Dec. 4	Baltimore	W	24-17	48,282
Dec. 12	At N.Y. Giants	W	17-14	60,553

309-267

Home: 6-1 (340,611). Away: 4-3 (395,487).

TEAM STATISTICS

	Cards	Opp.
Total First Downs.....	307	239
Rushing	140	111
Passing	142	105
Penalty	25	23
Total Net Yards.....	5136	4089
Avg. Per Game	366.9	292.1
Total Plays	989	864
Avg. Per Play	5.2	4.7
Net Yards Rushing.....	2301	1979
Avg. Per Game	164.4	141.4
Total Rushes	580	491
Net Yards Passing.....	2835	2110
Avg. Per Game	202.5	150.7
Sacked/Yards Lost	17/132	31/248
Gross Yards	2,967	2,358
Att./Comp./Pct.	392/220/56.1342/176/51.5	
Had Intercepted	13	19
Punts/Average.....	66/35.3	71/38.8
Net Punting Average.....	27.1	31.3
Penalties/Lost.....	84/683	83/698
Fumbles/Lost.....	44/24	32/20
Touchdowns.....	36	34
Rushing	17	19
Passing	18	13
Returns	1	2

SCORE BY PERIOD

	Q1	Q2	Q3	Q4	OT	Pts.
Team	60	80	75	91	3	309
Opponents	67	70	38	92	0	267

SCORING

	TD	R	P	R	PAT	FG	S	Pts.
Bakken	0	0	0	0	33/35	20/27	0	93
Jones	9	8	1	0	0/0	0/0	0	54
Metcalf	7	3	4	0	0/0	0/0	0	42
Gray	5	0	5	0	0/0	0/0	0	30
Cain	5	0	5	0	0/0	0/0	0	30
Morris	4	3	1	0	0/0	0/0	0	24
Otis	2	2	0	0	0/0	0/0	0	12
Latin	1	1	0	0	0/0	0/0	0	6
Harris	1	0	1	0	0/0	0/0	0	6
Tilley	1	0	1	0	0/0	0/0	0	6
Sensibaugh	1	0	0	1	0/0	0/0	0	6
Team	36	17	18	1	33/35	20/27	0	309
Opponents	34	19	13	2	31/34	10/20	0	267

PASSING

	Att.	Comp.	Yds.	Comp. %	Yds./Att.	TD	TD%	Int.	Int. %	Long	Sack/Lost	Rating
Hart	388	218	2,946	56.2	7.59	18	4.6	13	3.4	77t	17/132	81.7
Donckers	1	1	16	100.0	16.00	0	0.0	0	0.0	16	0/0	119.0
Wyche	1	1	5	100.0	5.00	0	0.0	0	0.0	5	0/0	87.5
Metcalf	1	0	0	0.0	0.00	0	0.0	0	0.0	0	0/0	39.6
Wehrli	1	0	0	0.0	0.00	0	0.0	0	0.0	0	0/0	39.6
Team	392	220	2,967	56.1	7.57	18	4.6	13	3.3	77t	17/132	82.0
Opponents	342	176	2,358	51.5	6.89	13	3.8	19	5.6	72t	31/248	63.1

SACKS

Zook 7.0, Bell 7.0, Dawson 2.0, Arneson 2.0, Kearney 1.0, Yankowski 1.0, White 1.0, Upshaw 1.0.
Team 22.0, Opponents 17.0

RUSHING

	No.	Yds.	Avg.	Long	TD
Otis	233	891	3.8	23	2
Metcalf	134	537	4.0	36	3
Jones	113	451	4.0	19	8
Morris	64	292	4.6	27	3
Latin	25	115	4.6	26	0
Wehrli	2	8	4.0	8	0
Hart	8	7	0.9	10	0
Joyce	1	0	0.0	0	0
Team	580	2,301	4.0	36	17
Opponents	491	1,979	4.0	26	19

RECEIVING

	No.	Yds.	Avg.	Long	TD
Harris	52	782	15.0	40	1
Gray	36	686	19.1	77t	5
Metcalf	33	388	11.8	48t	4
Jones	29	152	5.2	15	1
Tilley	26	407	13.7	45	1
Cain	26	400	15.4	34	5
Morris	8	75	9.4	19	1
Latin	4	35	8.8	15	0
Smith	3	22	7.3	16	0
Otis	2	15	7.5	8	0
Hammond	1	5	5.0	5	0
Team	220	2,967	13.5	77t	18
Opponents	176	2,358	13.4	72t	13

INTERCEPTIONS

	No.	Yds.	Avg.	Long	TD
Thompson	4	83	20.8	38	0
Sensibaugh	4	60	15.0	35t	1
Wehrli	4	31	7.8	26	0
Reaves	2	41	20.5	25	0
White	2	20	10.0	16	0
Duren	1	8	8.0	8	0
Arneson	1	0	0.0	0	0
Kearney	1	0	0.0	0	0
Team	19	243	12.8	38	1
Opponents	13	134	10.3	25	0

PUNT RETURNS

	Ret.	FC	Yds.	Avg.	Long	TD
Metcalf	17	1	188	11.1	39	0
Tilley	15	0	146	9.7	17	0
Hammond	3	0	16	5.3	8	0
Neils	1	0	0	0.0	0	0
Team	36	1	350	9.7	39	0
Opponents	33	3	304	9.2	71t	1

KICKOFF RETURNS

	No.	Yds.	Avg.	Long	TD
Latin	16	357	22.3	39	0
Metcalf	16	325	20.3	33	0
Morris	9	181	20.1	34	0
Smith	3	63	21.0	35	0
Crump	3	57	19.0	30	0
Hammond	2	36	18.0	21	0
Nelson	1	43	43.0	43	0
McGraw	1	13	13.0	13	0
Okoniewski	1	12	12.0	12	0
Oates	1	12	12.0	12	0
Severson	1	3	3.0	3	0
Team	54	1,102	20.4	43	0
Opponents	66	1,623	24.6	90t	1

PUNTING

	No.	Yds.	Avg.	TD	In20	Lg	Blk.
Joyce	64	2,331	36.4	12	12	54	0
Team	66	2,331	35.3	12	12	54	0
Opponents	71	2,754	38.8	9	25	60	0

FIELD GOALS

	1-19	20-29	30-39	40-49	50+
Bakken	0-0	10-11	6-8	4-8	0-0
Team	0-0	10-11	6-8	4-8	0-0
Opponents	0-0	3-6	4-7	3-7	0-0

USUAL STARTING LINEUP

Offense	Defense
WR.....Ike Harris	LE.....John Zook
LT.....Roger Finnie	LT.....Charlie Davis
LG.....Bob Young	RT.....Mike Dawson
C.....Tom Banks	RE.....Bob Bell
RG.....Conrad Dobler	Ron Yankowski
RT.....Dan Dierdorf	LLB.....Larry Stallings
TE.....J.V. Cain	MLB.....Tim Kearney
WR.....Mel Gray	RLB.....Mark Arneson
QB.....Jim Hart	LCB.....Norm Thompson
RB.....Terry Metcalf	RCB.....Roger Wehrli
FB.....Jim Otis	SS.....Ken Reaves
K.....Jim Bakken	FS...Mike Sensibaugh
	P.....Terry Joyce

NOTES

Despite 10-4 record (6-1 at home), Cards lose tie-breaker with Washington and fail to qualify for playoffs ... Cards defeat N.Y. Giants to stay alive in playoff race, needing the division-leading Cowboys to defeat Washington at Dallas later that day ... but the Redskins win 27-14 and Cards became first team in seven-year history of the NFL to go 10-4 and not gain a post-season berth ... eight Card victories by seven points or less earn "Cardiac Cards" moniker ... Cardinals and Chargers play preseason game in Tokyo, Japan, the first NFL game played outside North America ... Cards set NFL record with eight lost fumbles at Washington Oct. 25.

FINAL NFC EAST

STANDINGS

Team	W	L	T	Pct.	Pts.	OP
Dallas	11	3	0	.786	296	194
Washington*	10	4	0	.714	291	217
St. Louis	10	4	0	.714	309	267
Philadelphia	4	10	0	.286	165	286
N.Y. Giants	3	11	0	.214	170	250

*Wild card playoff qualifier



1977 (7-7)

HEAD COACH DON CORYELL

Sept. 18	At Denver	L	0-7	75,002
Sept. 25	Chicago	W	16-13	49,878
Oct. 2	At Wash.	L	14-24	55,031
Oct. 9	Dallas	L	24-30	50,129
Oct. 16	At Phila.	W	21-17	64,535
Oct. 23	New Orleans	W	49-31	48,417
Oct. 31	N.Y. Giants	W	28-0	50,323
Nov. 6	At Minnesota	W	27-7	47,066
Nov. 14	At Dallas	W	24-17	63,038
Nov. 20	Philadelphia	W	21-16	48,768
Nov. 24	Miami	L	14-55	50,269
Dec. 4	At N.Y. Giants	L	7-27	71,826
Dec. 10	Washington	L	20-26	36,067
Dec. 18	At Tampa Bay	L	7-17	56,922
				272-287

Home: 4-3 (333,851). Away: 3-4 (433,420).

TEAM STATISTICS

	Cards	Opp.
Total First Downs	247	258
Rushing	114	122
Passing	117	120
Penalty	16	16
Total Net Yards	4532	4504
Avg. Per Game	323.7	321.7
Total Plays	887	915
Avg. Per Play	5.1	4.9
Net Yards Rushing	2042	2237
Avg. Per Game	145.9	159.7
Total Rushes	507	514
Net Yards Passing	2490	2267
Avg. Per Game	177.9	161.9
Sacked/Yards Lost	15/109	25/209
Gross Yards	2,608	2,476
Att./Comp./Pct.366/195/53.3375/198/52.8		
Had Intercepted	21	19
Punts/Average	71/36.7	72.39.5
Penalties/Yards	98/835	83/812
Fumbles/Lost	30/16	19/12
Touchdowns	36	34
Rushing	19	11
Passing	14	22
Returns	3	1

SCORE BY PERIOD

	Q1	Q2	Q3	Q4	OT	Pts.
Team	44	89	55	84	0	272
Opponents	54	81	73	79	0	287

SCORING

	TD	R	P	R	PAT	FG	S	Pts.
Morris	9	8	1	0	0/0	0/0	0	54
Metcalfe	6	4	2	0	0/0	0/0	0	36
Gray	5	0	5	0	0/0	0/0	0	30
Harris	3	0	3	0	0/0	0/0	0	18
Jones	3	3	0	0	0/0	0/0	0	18
Cain	2	0	2	0	0/0	0/0	0	12
Latin	2	2	0	0	0/0	0/0	0	12
Otis	2	2	0	0	0/0	0/0	0	12
Davis	1	0	0	1	0/0	0/0	0	6
Dobler	1	0	0	1	0/0	0/0	0	6
Sensibaugh	1	0	0	1	0/0	0/0	0	6
Smith	1	0	1	0	0/0	0/0	0	6
Bakken	0	0	0	0	35/36	7/16	0	56
Team	36	19	14	3	35/36	7/16	0	272
Opponents	33	11	22	1	32/34	17/20	0	287

PASSING

	Att.	Comp.	Yds.	Comp. %	Yds./Att.	TD	TD%	Int.	Int. %	Long	Sack/Lost	Rating
Hart	355	186	2,542	.524	7.16	13	3.7	20	5.6	69	13/89	64.5
Donckers	5	5	38	1.000	7.60	0	0.0	0	0.0	16	1/11	98.3
Metcalfe	5	3	27	.600	5.40	1	2.0	1	2.0	11	1/9	74.6
Joyce	1	1	1	1.000	1.00	0	0.0	0	0.0	1	0/0	79.2
Team	366	195	2,608	.533	7.13	14	3.8	21	5.8	69	15/109	64.6
Opponents	375	198	2,476	.528	6.60	22	5.9	19	5.1	64	25/209	72.6

SACKS

Dawson, 8.5, Davis, 6.0, Zook 4.5, Yankowski 4.0, Severson 2.0, Arneson 2.0, Bell 1.0, Bradley 1.0, Matheson 1.0.

Team 30.0, Opponents 15.0

RUSHING

	No.	Yds.	Avg.	Long	TD
Metcalfe	149	739	5.0	62	4
Morris	165	661	4.0	35	8
Otis	99	334	3.4	25	2
Latin	56	208	3.7	17	2
Jones	24	77	3.2	18	3
Hart	11	18	1.6	13	0
Wehrli	1	19	19.0	19	0
Gray	1	-1	-1.0	-1	0
Joyce	1	-13	-13.0	-13	0
Team	507	2,042	4.0	62	19
Opponents	514	2,237	4.4	62	11

RECEIVING

	No.	Yds.	Avg.	Long	TD
Harris	40	547	13.7	38	3
Gray	38	782	20.6	69	5
Metcalfe	34	403	11.9	68	2
Cain	25	328	13.1	38	2
Morris	23	222	9.7	34	1
Jones	12	66	5.5	16	0
Latin	9	89	9.9	20	0
Tilley	6	64	10.7	31	0
Smith	5	49	9.8	13	1
Otis	2	18	9.0	9	0
Stone	1	40	40.0	40	0
Team	195	2,608	13.4	69	14
Opponents	198	2,476	12.5	64	22

INTERCEPTIONS

	No.	Yds.	Avg.	Long	TD
Wehrli	5	44	8.8	41	0
Nelson	4	37	9.3	26	0
Sensibaugh	3	110	36.7	79	1
Reaves	2	17	8.5	10	0
Arneson	2	23	11.5	15	0
Allen	1	22	22.0	22	0
Severson	1	0	0.0	0	0
Kellum	1	14	14.0	14	0
Team	19	267	14.1	79	1
Opponents	21	183	8.7	54	1

PUNT RETURNS

	Ret.	FC	Yds.	Avg.	Long	TD
Metcalfe	14	0	108	7.7	23	0
Tilley	13	4	111	8.5	21	0
Bradley	11	0	77	7.0	14	0
Nelson	1	0	4	4.0	4	0
Severson	1	0	0	0.0	0	0
Team	40	4	300	7.5	23	0
Opponents	33	11	157	4.8	24	0

KICKOFF RETURNS

	No.	Yds.	Avg.	Long	TD
Metcalfe	32	772	24.1	51	0
Jones	8	132	16.5	25	0
Nelson	3	68	22.7	36	0
Latin	3	79	26.3	33	0
Morris	2	39	19.5	22	0
Smith	2	25	12.5	15	0
Others	9	156	17.3	28	0
Team	59	1,271	21.5	51	0
Opponents	55	1,104	20.1	35	0

PUNTING

	No.	Yds.	Avg.	TB	In20	Lg	Blk.
Joyce	22	851	38.7	2	5	58	0
Carrell	49	1,757	35.9	4	11	53	0
Team	71	2,608	36.7	6	16	58	0
Opponents	72	2,843	39.5	4	14	63	0

FIELD GOALS

	1-19	20-29	30-40	40-49	50+
Bakken	0-0	2-2	3-5	2-8	0-1
Team	0-0	2-2	3-5	2-8	0-1
Opponents	0-0	9-11	3-5	5-9	0-1

USUAL STARTING LINEUP

Offense	Defense
WRIke Harris	LEJohn Zook
LTRoger Finnie	LTCharlie Davis
LGBob Young	RTMike Dawson
CTom Dobler	REBob Bell
RGConrad Bakers	Ron Yankowski
TEDan Dierdorf	LLBLarry Stallings
RTJ.V. Cain	MLBTim Kearney
WRMel Gray	RLBMark Arneson
QBJim Hart	LCBNorm Thompson
RBTerry Metcalfe	RCBRoger Wehrli
FSJim Otis	SSKen Reaves
KJim Bakken	FS ..Mike Sensibaugh
	PTerry Joyce

NOTES

Though saddled with a 1-3 start, Head Coach **Don Coryell** rallies his troops to six consecutive victories and a 7-3 record entering the final stretch of the season ... four losses, however, drop the Cards to 7-7 and Coryell abandons the Midwest to join the San Diego Chargers ... **QB Jim Hart** sets club mark with 12 consecutive pass completions vs. Chicago Sept. 25 ... **FB Wayne Morris** rushes for 182 yards on 27 carries on Nov. 6 at Minnesota, the fourth-highest single-game effort in team history ... Cards deal 8-0 Dallas its first defeat of the season, a 24-17 decision in Texas Stadium before a "Monday Night Football" audience Nov. 14 ... Miami quarterback Bob Griese ties Card opponent mark with six touchdown passes in 55-14 Dolphin win Nov. 24.

FINAL NFC EAST

STANDINGS

Team	W	L	T	Pct.	Pts.	OP
Dallas#	12	2	0	.857	345	212
Washington	9	5	0	.643	196	189
St. Louis	7	7	0	.500	272	287
Philadelphia	5	9	0	.357	220	207
N.Y. Giants	5	9	0	.357	181	265

#Top NFC playoff seed

1978 (6-10)

HEAD COACH BUD WILKINSON

Sept. 3	At Chicago	L	10-17	52,791
Sept. 10	New England	L	6-16	48,233
Sept. 17	Washington	L	10-28	49,282
Sept. 24	At Dallas	L	12-21	62,760
Oct. 1	At Miami	L	10-24	43,882
Oct. 8	Baltimore	L	17-30	47,479
Oct. 15	Dallas	L	21-24 (OT)	48,991
Oct. 22	At N.Y. Jets	L	10-23	49,244
Oct. 29	At Philadelphia	W	16-10	62,989
Nov. 5	N.Y. Giants	W	20-10	48,820
Nov. 12	At S. F.	W	16-10	33,155
Nov. 19	At Wash.	W	27-17	52,460
Nov. 26	Philadelphia	L	10-14	39,693
Dec. 3	Detroit	W	21-14	39,200
Dec. 10	At N.Y. Giants	L	0-17	52,226
Dec. 17	Atlanta	W	42-21	40,022
248-296				

Home: 3-5 (361,720). Away: 3-5 (409,507).

TEAM STATISTICS

	Cards	Opp.
Total First Downs.....	281	285
Rushing	103	131
Passing	158	131
Penalty	20	23
Total Net Yards.....	5125	4742
Avg. Per Game	320.3	296.4
Total Plays	1,103	1,054
Avg. Per Play	4.6	4.5
Net Yards Rushing.....	1954	2395
Avg. Per Game	122.1	149.7
Total Rushes	554	588
Net Yards Passing.....	3171	2347
Avg. Per Game	198.2	146.7
Sacked/Yards Lost	22/186	37/290
Gross Yards	3,357	2,641
Att./Comp./Pct.	508/252/49.7428	212/49.5
Had Intercepted	21	26
Punts/Average.....	101/37.8	93/39.3
Penalties/Yards	105/890	96/809
Fumbles/Lost.....	28/14	33/16
Touchdowns.....	31	37
Rushing	14	15
Passing	16	19
Returns	1	3

SCORE BY PERIOD

	Q1	Q2	Q3	Q4	OT	Pts.
Team	54	110	39	45	0	248
Opponents	53	96	68	76	3	296

SCORING

	TD	R	P	R	PAT	FG	S	Pts.
Bakken	0	0	0	0	27/3111	220	60	
Otis	8	8	0	0	0/0	0	48	
Chandler	4	0	4	0	0/0	0	24	
Stief	4	0	4	0	0/0	0	24	
Tilley	3	0	3	0	0/0	0	18	
Gray	2	1	1	0	0/0	0	12	
Morris	2	1	1	0	0/0	0	12	
Jones	2	2	0	0	0/0	0	12	
Hart	2	2	0	0	0/0	0	12	
Thaxton	1	0	1	0	0/0	0	1	8
Ramson	1	0	1	0	0/0	0	6	
Childs	1	0	1	0	0/0	0	6	
Harrell	1	0	0	1	0/0	0	6	
Team	31	14	16	1	27/3111	221	248	
Opponents	34	15	19	3	35/3713	180	296	

PASSING

	Att.	Comp.	Yds.	Comp. %	Yds./Att.	TD	TD%	Int.	Int. %	Long	Sack/Lost	Rating
Hart	477	240	3,121	50.3	6.56	16	3.4	18	3.8	74	20/166	66.9
Pisarkiewicz	29	10	164	34.5	5.66	0	0.0	3	10.4	40	2/20	14.8
Stief	1	1	43	100.0	43.00	0	0.0	0	0.0	0	0/0	118.8
Wood	1	1	29	100.0	29.00	0	0.0	0	0.0	0	0/0	118.8
Team	508	252	3,357	49.6	6.62	16	3.2	21	4.1	74	22/186	64.7
Opponents	428	212	2,641	49.5	6.17	19	4.4	26	6.1	56	36/290	58.3

SACKS

Dawson 4.0, Pollard 6.0, Zook 5.0, Arneson 4.5, Neils 4.0, Yankowski 1.5, Kearney 1.0, Williams 1.0, Gill 1.0, Townsend 1.0, Simons 1.0, Bell, B 1.0, Allerman 0.5.

Team 36.0 , Opponents 22.0

RUSHING

	No.	Yds.	Avg.	Long	TD
Otis	197	664	3.4	17	8
Morris	174	631	3.6	27	1
Jones	105	392	3.7	17	2
Harrell	35	134	3.8	15	0
Gray	5	51	10.2	27	1
Tilley	1	32	32.0	32	0
Bell	7	23	3.3	9	0
Hart	11	11	1.0	9t	2
Latin	6	8	1.3	6	0
Ramson	2	8	4.0	5	0
Shelby	2	5	2.5	4	0
Farmer	1	4	4.0	4	0
Little	1	0	0.0	0	0
Wehrli	1	0	0.0	0	0
Pisarkiewicz	5	-1	-2.0	2	0
Stief	1	-8	-8.0	-8	0
Team	554	1,954	3.5	32	14
Opponents	588	2,395	4.1	73	14

RECEIVING

	No.	Yds.	Avg.	Long	TD
Tilley	62	900	14.5	43	3
Gray	44	871	19.9	74	1
Morris	33	298	9.0	33	1
Jones	27	217	8.0	18	0
Stief	24	477	19.6	55t	4
Ramson	23	238	10.4	25	1
Chandler	16	190	11.9	47	4
Otis	8	38	4.8	12	0
Childs	4	50	12.5	23	1
Thaxton	3	31	10.3	16	1
Bell	3	28	9.3	17	0
Harrell	3	5	1.7	2	0
Shelby	1	11	11.0	11	0
Latin	1	3	3.0	3	0
Team	252	3,357	13.3	74	16
Opponents	212	2,641	12.5	56	17

INTERCEPTIONS

	No.	Yds.	Avg.	Long	TD
Stone	9	139	15.4	33	0
Allen	6	54	9.0	21	0
Wehrli	4	3	.8	3	0
Smith	3	6	2.0	6	0
Williams	1	24	24.0	24	0
Neils	1	18	18.0	18	0
Kearney	1	8	8.0	8	0
Nelson	1	-3	-3.0	-3	0
Team	26	249	9.6	33	0
Opponents	21	303	14.4	79t	1

PUNT RETURNS

	Ret.	FC	Yds.	Avg.	Long	TD
Harrell	21	6	196	9.3	70t	1
Bell	14	3	101	7.2	23	0
Shelby	10	0	88	8.8	16	0
Tilley	2	0	8	4.0	4	0
Southard	2	0	-2	-2.0	-2	0
Woolsey	1	0	4	4.0	4	0
Smith	1	0	0	0	0	0
Team	51	9	395	7.7	70t	1
Opponents	59	11	575	9.7	37	0

KICKOFF RETURNS

	No.	Yds.	Avg.	Long	TD
Harrell	19	389	20.5	32	0
Shelby	9	211	23.4	31	0
Bell	8	177	22.1	27	0

KICKOFF RETURNS (CONT.)

	No.	Yds.	Avg.	Long	TD
Childs	4	77	19.3	25	0
Morris	3	66	22.0	27	0
Nelson	8	58	19.3	22	0
Latin	2	48	24.0	26	0
Southard	2	47	23.5	26	0
Woolsey	1	25	25.0	25	0
Kearney	1	22	22.0	22	0
Townsend	1	13	13.0	13	0
Westbrooks	1	12	12.0	12	0
Stone	1	3	3.0	3	0
Team	55	1,148	20.9	32	0
Opponents	50	1,101	22.0	100t	2

PUNTING

	No.	Yds.	Avg.	TB	In 20	Lg	Blk.
Wood	51	1,919	37.6	3	12	81	0
Little	46	1,749	38.0	5	6	54	2
Bakken	4	147	36.8	0	1	42	0
Team	101	3,815	37.8	8	19	81	2
Opponents	93	3,656	39.3	7	3-5	1-2	0

FIELD GOALS

	1-19	20-29	30-39	40-49	50+
Bakken	0-0	4-5	4-8	3-9	0-0
Team	0-0	4-5	4-8	3-9	0-0
Opponents	0-0	4-4	5-7	3-5	1-2

USUAL STARTING LINEUP

Offense	Defense
WR.....Pat Tilley	LE.....Bob Pollard
LT.....Keith Workman	NT.....Mike Dawson
LG.....Bob Young	RE.....John Zook
C.....Tom Banks	LOLB.....Steve Neils
RG.....Terry Stieve	LILB.....Tim Kearney
Keith Workman	RILB.....Kurt Allerman
RT.....Dan Dierdorf	Eric Williams
TE.....Al Chandler	ROLB.....Mark Arneson
Eason Ramson	LCB.....Carl Allen
WR.....Mel Gray	RCB.....Roger Wehrli
QB.....Jim Hart	SS.....Ken Greene
RB.....Wayne Morris	FS.....Ken Stone
FB.....Jim Otis	P.....Mike Wood
K.....Jim Bakken	Steve Little

NOTES

After an absence from football spent in political and business ventures, former Oklahoma Sooner mentor **Bud Wilkinson** is named **Cardinals'** head coach ... combination P/K **Steve Little** of Arkansas is selected by St. Louis in first round (15th overall) of NFL Draft ... Cards lose first eight contests, then finish 6-2 in second half of season ... **Larry Wilson** inducted into the Pro Football Hall of Fame in Canton, Ohio ... **K Jim Bakken** retires after 17 seasons and franchise-record 234 consecutive games played from 1962-78.

FINAL NFC EAST

STANDINGS

Team	W	L	T	Pct.	Pts.	OP
Dallas	12	4	0	.750	384	208
Philadelphia*	9	7	0	.563	270	250
Washington	8	8	0	.500	273	283
St. Louis	6	10	0	.375	248	296
N.Y. Giants	6	10	0	.375	264	298

*Wild-card postseason qualifier



1979 (5-11)

HEAD COACH BUD WILKINSON (13 GAMES)

HEAD COACH LARRY WILSON (3 GAMES)

Sept. 2	Dallas	L	21-22	50,855
Sept. 9	At N.Y. Giants	W	27-14	71,370
Sept. 16	Pittsburgh	L	21-24	50,416
Sept. 23	Washington	L	7-17	50,680
Sept. 30	At L.A. Rams	L	0-21	48,160
Oct. 7	At Houston	W	24-17	53,043
Oct. 14	Philadelphia	L	20-24	48,367
Oct. 21	At Dallas	L	13-22	64,300
Oct. 28	Cleveland	L	20-38	47,845
Nov. 4	Minnesota	W	37-7	47,213
Nov. 11	At Washington	L	28-30	50,868
Nov. 18	At Philadelphia	L	13-16	70,235
Nov. 25	At Cincinnati	L	28-34	25,103
Dec. 2	San Francisco	W	13-10	41,593
Dec. 9	N.Y. Giants	W	29-20	39,802
Dec. 16	At Chicago	L	6-42	42,810

Home: 3-5 (376,771). Away: 2-6 (425,889).

TEAM STATISTICS

	Cards	Opp.
Total First Downs.....	305	302
Rushing.....	145	125
Passing.....	136	149
Penalty.....	24	28
Total Net Yards.....	5184	5074
Avg. Per Game.....	324.0	317.1
Total Plays.....	1,095	1,073
Avg. Per Play.....	4.7	4.7
Net Yards Rushing.....	2582	2204
Avg. Per Game.....	161.4	137.8
Total Rushes.....	566	567
Net Yards Passing.....	2602	2870
Avg. Per Game.....	162.6	179.4
Sacked/Yards Lost.....	32/268	28/194
Gross Yards.....	2,870	3,064
Att./Comp./Pct. 492/249/50.6	478/258/53.9	
Had Intercepted.....	24	18
Punts/Average.....	80/38.2	90/39.2
Net Punting Average.....	32.0	33.3
Penalties/Yards.....	104/941	94/758
Fumbles/Lost.....	42/21	40/19
Touchdowns.....	40	43
Rushing.....	24	18
Passing.....	12	22
Returns.....	4	3

SCORE BY PERIOD

	Q1	Q2	Q3	Q4	OT	Pts.
Team	43	74	98	92	0	307
Opponents	83	106	44	125	0	358

SCORING

	TD	R	P	R	PAT	FG	S	Pts.
Anderson	10	8	2	0	0/0	0/0	0	60
Morris	9	8	1	0	0/0	0/0	0	54
Little	0	0	0	0	24/32	10/19	0	53
Brown	7	7	0	0	0/0	0/0	0	42
Tilley	6	0	0	0	0/0	0/0	0	36
Wood	0	0	0	0	6/7	2/7	0	13
Chandler	2	0	2	0	0/0	0/0	0	12
Gray	1	0	1	0	0/0	0/0	0	6
Green	1	0	0	1	0/0	0/0	0	6
Arneson	1	0	0	1	0/0	0/0	0	6
Neils	1	0	0	1	0/0	0/0	0	6
Phillips	1	1	0	0	0/0	0/0	0	6
Wehrli	1	0	0	1	0/0	0/0	0	6
Parris	0	0	0	0	1/1	0/0	0	1
Team	40	24	12	4	31/40	12/26	307	
Opponents	43	18	22	3	41/43	19/31	358	

PASSING

	Att.	Comp.	Yds.	Comp. %	Yds./Att.	TD	TD%	Int.	Int. %	Long	Sack/Lost	Rating
Hart	379	195	2,218	51.4	5.89	9	2.4	20	5.2	48	25/183	55.8
Pisarkiewicz	109	52	621	47.7	5.69	3	2.7	4	3.6	78t	14/85	59.5
Little	3	2	31	66.7	10.30	0	0.0	0	0.0	16	0/0	100.7
Anderson	1	0	0	0.0	0.00	0	0.0	0	0.0	0	0/0	39.6
Harrell	1	0	0	0.0	0.00	0	0.0	0	0.0	0	0/0	39.6
Team	493	249	2,870	50.6	5.86	12	2.4	24	4.8	78t	39/268	56.7
Opponents	478	258	3,067	53.9	6.42	22	4.6	18	3.7	46	28/194	73.7

SACKS

Pollard 9.0, Arneson 4.0, Yankowski 4.0, Neils 3.0, Greene 2.0, Williams 2.0, Dawson 2.0, Kearney 1.0, Favron 1.0, Zook 1.0, Nelson 1.0.
Team 30.0, Opponents 39.0

RUSHING

	No.	Yds.	Avg.	Long	TD
Anderson	331	1,605	4.8	76t	8
Morris	106	387	3.6	16	8
Brown	73	318	4.4	30t	7
Harrell	19	100	5.3	19	0
Phillips	3	50	16.6	17	1
Lott	11	50	4.5	13	0
Gray	4	41	10.2	38	0
Pisarkiewicz	11	20	1.8	12	0
Hart	6	11	1.8	10	0
Little	2	0	0.0	0	0
Team	566	2,582	4.6	76t	24
Opponents	567	2,204	3.8	52t	18

RECEIVING

	No.	Yds.	Avg.	Long	TD
Tilley	57	938	16.4	51t	6
Anderson	41	308	7.5	28	2
Morris	35	237	6.7	20	1
Gray	25	447	17.8	78t	1
Brown	25	191	7.6	22	0
Stief	22	324	14.7	32	0
Parris	14	174	12.4	39	0
Childs	8	93	11.6	22	0
Chandler	5	49	9.8	28	2
Murrell	2	20	10.0	14	0
Osborne	7	37	5.3	10	0
Harrell	3	33	11.0	15	0
Green	1	15	15.0	15	0
Lott	2	8	4.0	5	0
Hart	1	-4	-4.0	-4	0
Team	249	2,870	11.6	78t	12
Opponents	258	3,067	11.8	46	22

INTERCEPTIONS

	No.	Yds.	Avg.	Long	TD
Stone	6	70	11.6	30	0
Allen	5	126	25.2	78	0
Greene	3	37	12.3	21	0
Wehrli	2	8	4.0	9	1
Smith	1	22	22.0	22	0
Williams	1	25	25.0	25	0
Team	18	288	16.0	78	1
Opponents	24	301	12.5	38	1

PUNT RETURNS

	Ret.	FC	Yds.	Avg.	Long	TD
Harrell	32	12	205	6.4	68	0
Green	8	3	42	5.3	14	0
Nelson	4	0	88	22.0	77	0
Lott	4	3	33	8.2	13	0
Team	48	18	368	7.7	77	0
Opponents	49	7	378	7.7	42	0

KICKOFF RETURNS

	No.	Yds.	Avg.	Long	TD
Green	41	1,007	24.6	106t	1
Harrell	22	497	22.6	53	0
Barefield	3	62	20.6	23	0
Allerman	2	16	8.0	10	0
Lott	1	19	19.0	19	0
Favron	1	10	10.0	10	0
Garlich	1	0	0	0	0
Team	71	1,611	22.7	106t	1
Opponents	57	1,332	23.4	83t	1

PUNTING

	No.	Yds.	Avg.	TB	In20	Lg	Blk.
Little	80	3,060	38.2	6	17	56	2
Team	80	3,060	38.2	6	17	56	2
Opponents	90	3,529	39.2	8	21	59	0

FIELD GOALS

	1-19	20-29	30-39	40-49	50+
Little	0-0	5-5	1-3	3-10	1-1
Wood	0-0	2-2	0-2	0-2	0-1
Team	0-0	7-7	1-5	3-12	1-2
Opponents	0-0	7-9	5-8	3-5	4-8

USUAL STARTING LINEUP

Offense	Defense
WR.....Pat Tilley	LE.....Bob Pollard
LT.....Keith Workman	NT.....Charlie Davis
LG.....Bob Young	RE.....Mike Dawson
C.....Tom Banks	LOLB.....Eric Williams
RG.....Terry Stevie	LILB.....Steve Neils
RT.....Joe BosticTim Kearney
TE.....Gary Parris	RILB.....Kurt Allerman
WR.....Mel Gray	ROLB.....Mark Arneson
QB.....Jim HartCalvin Favron
FB.....Wayne Morris	LCB.....Carl Allen
RB.....Ottis Anderson	RCB.....Roger Wehrli
K.....Steve Little	SS.....Ken Greene
.....Mike Wood	FS.....Ken Stone
	P.....Steve Little

NOTES

Head Coach **Bud Wilkinson** resigns after 13 games and a 3-10 record, losing six games by four points or less ... **Larry Wilson** named interim head coach ... Cards win two of last three contests to finish 5-11 ... promising young TE **J.V. Cain** dies after collapsing from a heart condition at training camp ... **Ottis Anderson**, the club's first-round draft choice from Miami (FL), turns in the finest season by a rookie running back in NFL history with 1,605 yards rushing, a 4.8-yard average per carry, 10 touchdowns, and a season-high 193 yards in his NFL debut at Dallas Sept. 2 ... **DB Roy Green** returns a kickoff an NFL-record 106 yards in the same game ... **Anderson** later rushes for 105 yards against Dallas, becoming the first player to rush for over 100 yards twice in the same season against the Cowboys.

FINAL NFC EAST

STANDINGS

Team	W	L	T	Pct.	Pts.	OP
Dallas#	11	5	0	.688	371	313
Philadelphia*	11	5	0	.688	339	282
Washington	10	6	0	.625	348	295
N.Y. Giants	6	10	0	.375	237	323
St. Louis	5	11	0	.313	307	358

#Top NFL playoff seed

*Wild-card postseason qualifier



1980 (5-11)

HEAD COACH JIM HANIFAN

Sept. 7	N.Y. Giants	L	35-41	48,122
Sept. 14	At San Francisco	L	21-24 (OT)	49,999
Sept. 21	At Detroit	L	7-20	80,027
Sept. 28	Philadelphia	W	24-14	49,079
Oct. 5	At New Orleans	W	40-7	56,388
Oct. 12	L.A. Rams	L	13-21	50,230
Oct. 19	At Washington	L	0-23	51,060
Oct. 26	At Baltimore	W	17-10	33,506
Nov. 2	Dallas	L	24-27	50,701
Nov. 9	Atlanta	L	27-33 (OT)	48,662
Nov. 16	At Dallas	L	21-31	52,567
Nov. 23	Kansas City	L	13-21	42,871
Nov. 30	At N.Y. Giants	W	23-7	65,852
Dec. 7	Detroit	W	24-23	46,966
Dec. 14	At Philadelphia	L	3-17	68,969
Dec. 21	Washington	L	7-31	35,942
			299-350	

Home: 2-6 (372,573). Away: 3-5 (458,368).

TEAM STATISTICS

	Cards	Opp.
Total First Downs.....	281	311
Rushing	123	115
Passing	137	176
Penalty	21	20
Total Net Yards.....	4858	5384
Avg. Per Game	303.6	336.5
Total Plays	1,039	1,113
Avg. Per Play	4.7	4.8
Net Yards Rushing.....	2182	2059
Avg. Per Game	136.4	128.7
Total Rushes	519	547
Net Yards Passing.....	2676	3325
Avg. Per Game	167.3	207.8
Sacked/Yards Lost	50/387	38/291
Gross Yards	3,063	3,616
Att./Comp./Pct.	470/239/50.8531	287/54.0
Had Intercepted	24	20
Punts/Average.....	100/41.1	89/40.1
Net Punting Average.....	31.6	33.4
Penalties/Yards.....	103/922	101/919
Fumbles/Lost.....	24/13	27/14
Touchdowns.....	37	43
Rushing	19	17
Passing	16	23
Returns	2	3

SCORE BY PERIOD

	Q1	Q2	Q3	Q4	OT	Pts.
Team	90	61	74	74	0	299
Opponents	27	115	75	124	9	350

SCORING

	TD	R	P	R	PAT	FG	S	Pts.
Anderson	9	9	0	0	0/0	0/0	0	54
O'Donoghue	0	0	0	0	18/18	11/15	0	51
Morris	7	6	1	0	0/0	0/0	0	42
Tilley	6	0	6	0	0/0	0/0	0	36
Little	0	0	0	0	17/19	3/8	0	26
Marsh	4	0	4	0	0/0	0/0	0	24
Harrell	3	3	0	0	0/0	0/0	0	18
Gray	3	0	3	0	0/0	0/0	0	18
Brown	2	1	1	0	0/0	0/0	0	12
Combs	1	0	1	0	0/0	0/0	0	6
Allen	1	0	0	1	0/0	0/0	0	6
R. Green	1	0	0	1	0/0	0/0	0	6
Team	37	19	16	2	35/3714	23/0	299	
Opponents	43	17	23	3	41/4317	32/0	350	

PASSING

	Att.	Comp.	Yds.	Comp. %	Yds./Att.	TD	TD%	Int.	Int. %	Long	Sack/Lost	Rating
Hart	425	228	2,946	53.6	6.93	16	3.7	20	4.7	69t	40/303	68.4
Loyd	28	5	49	17.8	1.75	0	0.0	1	3.6	20	7/48	24.7
Lisch	17	6	68	35.3	4.00	0	0.0	3	17.6	23	3/36	8.6
Team	470	239	3,063	50.8	6.52	16	3.4	24	5.1	69t	50/387	61.7
Opponents	531	287	3,616	54.0	6.81	23	4.3	20	3.8	58t	38/291	74.0

SACKS

Greer 6.5, Neils 6.5, Yankowski 5.0, Arneson 5.0, Pollard 4.0, Kearney 1.5, Williams 1.5, R. Brown 1.5, Nelson 1.0, Wehrli 1.0, Baker 1.0, R. Green 1.0, Acker .05.

Team 48.0, Opponents 32.0

RUSHING

	No.	Yds.	Avg.	Long	TD
Anderson	301	1,352	4.5	52	9
Morris	117	456	3.9	24	6
Harrell	42	170	4.0	26	3
T. Brown	41	185	4.5	19	1
Hart	9	11	1.2	12	0
Phillips	2	6	3.0	4	0
Love	1	3	3.0	3	0
Loyd	5	2	0.4	2	0
Gray	1	-3	-3	-3	0
Team	519	2,182	4.2	52	19
Opponents	457	2,059	3.8	36	17

RECEIVING

	No.	Yds.	Avg.	Long	TD
Tilley	68	966	14.2	60t	6
Gray	40	709	17.7	69t	3
Anderson	36	308	8.5	35	0
Marsh	22	269	12.2	29	4
T. Brown	21	290	13.8	63	1
Morris	15	110	7.3	24	1
Stief	16	165	10.3	23	0
Harrell	9	52	5.7	14	0
Bell	8	123	15.4	34	0
Combs	2	52	26.0	38t	1
Lee	2	19	9.5	12	0
Team	239	3,063	12.8	69t	16
Opponents	287	3,616	12.6	58t	23

INTERCEPTIONS

	No.	Yds.	Avg.	Long	TD
Stone	5	63	12.6	20	0
K. Greene	4	41	10.1	26	0
Allen	3	104	34.6	70t	1
Collier	2	22	11.0	22	0
Williams	2	31	15.5	20	0
Wehrli	1	25	25.0	25	0
Kearney	1	22	22.0	22	0
R. Brown	1	9	9.0	9	0
Green	1	10	10.0	10	0
Team	20	327	16.3	70t	1
Opponents	24	246	10.3	78t	1

PUNT RETURNS

	Ret.	FC	Yds.	Avg.	Long	TD
Bell	22	3	195	8.8	54	0
R. Green	16	6	168	10.5	57t	1
Harrell	11	4	31	2.8	15	0
Nelson	1	0	5	5.0	5	0
Allen	1	0	0	0.0	0	0
Stone	0	1	0	0.0	0	0
Team	51	14	399	7.8	57t	1
Opponents	64	12	645	10.1	75t	1

KICKOFF RETURNS

	No.	Yds.	Avg.	Long	TD
R. Green	32	745	23.3	37	0
Harrell	19	348	18.3	33	0
Love	3	46	15.3	27	0
Stone	3	34	11.3	13	0
Phillips	2	28	14.0	14	0
Nelson	1	29	29.0	29	0
Clark	2	14	7.0	11	0
T. Brown	2	26	13.0	16	0
Baker	0	27	27.0	27	0
Collins	1	0	0.0	0	0
Team	65	1,297	19.9	37	0
Opponents	57	1,142	20.0	35	0

PUNTING

	No.	Yds.	Avg.	TB	In20	Lg	Blk.
Swider	99	4,111	41.5	15	14	66	1
Team	100	4,111	41.1	15	14	66	1
Opponents	89	3,570	40.1	9	13	59	0

FIELD GOALS

	1-19	20-29	30-39	40-49	50+
O'Donoghue	0-0	3-3	3-4	5-8	0-0
Little	0-0	1-2	2-4	0-2	0-0
Team	0-0	4-5	5-8	5-10	0-0
Opponents	1-1	6-7	7-10	3-10	0-4

USUAL STARTING LINEUP

Offense	Defense
WR Pat Tilley	LEBob Pollard
LTGeorge Collins	NTRush Brown
LGJoe Bostic	RERon Yankowski
Barney Cotton	LOLBSteve Neils
CTom Brahaney	LILBEric Williams
Tom Banks	Calvin Favron
RGBrad Oates	RILBTim Kearney
Joe Bostic	ROLBMark Arneson
RTDan Dierdorf	LCBCarl Allen
TEDoug Marsh	Tim Collier
WRMel Gray	RCBRoger Wehrli
QBJim Hart	SSLee Nelson
FBWayne Morris	Ken Greene
RBOtis Anderson	FSKen Stone
KNeil O'Donoghue	Roy Green
Steve Little	PLarry Swider

NOTES

Former Don Coryell assistant Jim Hanifan returns to St. Louis as head coach ... Cards finish 5-11 ... future Hall of Famer Dan Dierdorf returns from reconstructive knee surgery to start all 16 games at right tackle and earn a sixth trip to the Pro Bowl ... P Larry Swider sets Cardinal single-season mark with 99 punts ... Card defense ties NFL single-game mark with 12 quarterback sacks at Baltimore Oct. 26 ... 330 rushing yards at New Orleans Oct. 5 establish club single-game record ... after six games, 1978 first-round draft choice K Steve Little is released and involved in auto accident that results in disabling injuries and permanent wheelchair confinement.

FINAL NFC EAST STANDINGS

Team	W	L	T	Pct.	Pts.	OP
Philadelphia	12	4	0	.750	384	222
Dallas*	12	4	0	.750	454	311
Washington	6	10	0	.375	261	293
St. Louis	5	11	0	.313	299	350
N.Y. Giants	4	12	0	.250	249	425

*Wild-card postseason qualifier



1981 (7-9)

HEAD COACH JIM HANIFAN

Sept. 6	Miami	L	7-20	50,351
Sept. 13	At Dallas	L	17-30	63,602
Sept. 20	Washington	W	40-30	50,182
Sept. 27	At Tampa Bay	L	10-30	65,850
Oct. 4	Dallas	W	20-17	49,777
Oct. 11	At N.Y. Giants	L	14-34	67,128
Oct. 18	At Atlanta	L	20-41	51,428
Oct. 25	Minnesota	W	30-17	48,039
Nov. 1	At Washington	L	21-42	50,643
Nov. 8	Philadelphia	L	10-52	48,421
Nov. 15	Buffalo	W	24-0	46,214
Nov. 22	At Baltimore	W	35-24	24,784
Nov. 29	At New England	W	27-20	39,946
Dec. 6	New Orleans	W	30-3	46,923
Dec. 13	N.Y. Giants	L	10-20	47,358
Dec. 20	At Philadelphia	L	0-38	56,556
315-408				

Home: 5-3 (384,675). Away: 2-6 (420,037).

TEAM STATISTICS

	Cards	Opp.
Total First Downs.....	300	328
Rushing	135	134
Passing	141	162
Penalty	24	23
Total Net Yards.....	5077	5723
Avg. Per Game	317.3	357.7
Total Plays	994	1,015
Avg. Per Play	5.1	5.6
Net Yards Rushing.....	2213	2428
Avg. Per Game	138.3	151.8
Total Rushes	519	509
Net Yards Passing.....	2864	3295
Avg. Per Game	179.0	205.9
Sacked/Yards Lost	48/405	32/252
Gross Yards	3,269	3,547
Att./Comp./Pct.	477/253/53.0	494/282/57.1
Had Intercepted	24	21
Punts/Average.....	69/41.8	69/41.3
Penalties/Yards.....	106/777	98/845
Fumbles/Lost.....	34/21	33/16
Touchdowns.....	37	50
Rushing	20	20
Passing	15	29
Returns	2	1

SCORE BY PERIOD

	Q1	Q2	Q3	Q4	OT	Pts.
Team	83	71	41	120	0	315
Opponents	92	117	92	107	0	408

SCORING

	TD	R	P	R	PAT	FG	S	Pts.
O'Donoghue	0	0	0	0	36/37	19/32	0	93
Anderson	9	9	0	0	0/0	0/0	0	54
R. Green	5	1	4	0	0/0	0/0	0	30
Morris	5	5	0	0	0/0	0/0	0	30
Tilley	3	0	3	0	0/0	0/0	0	18
Harrell	2	1	1	0	0/0	0/0	0	12
T. Brown	2	2	0	0	0/0	0/0	0	12
Gray	2	0	2	0	0/0	0/0	0	12
Mitchell	2	1	1	0	0/0	0/0	0	12
Lomax	2	2	0	0	0/0	0/0	0	12
La Fleur	2	0	2	0	0/0	0/0	0	12
Stief	1	0	1	0	0/0	0/0	0	6
Marsh	1	0	1	0	0/0	0/0	0	6
Ahrens	1	1	0	0	0/0	0/0	0	6
Team	37	20	15	2	36/37	19/32	0	315
Opponents	50	20	29	1	48/50	26/0	0	408

PASSING

	Att.	Comp.	Yds.	Comp. %	Yds./Att.	TD	TD%	Int.	Int. %	Long	Sack/Lost	Rating
Hart	241	134	1,694	55.6	7.03	11	4.5	14	5.8	58t	16/119	68.8
Lomax	236	119	1,575	50.4	6.67	4	1.7	10	4.2	75	32/281	60.1
Team	477	253	3,269	53.0	6.85	15	3.1	24	5.0	75	48/405	64.3
Opponents	495	282	3,547	56.9	7.16	29	5.8	19	3.8	79t	32/252	82.9

SACKS

Greer 12.2, Baker 5.0, R. Brown 3.5, Mays 2.5, Nelson 2.0, Dawson 2.0, Favron 1.0, Pollard 1.0, Radford 1.0, Junior 1.0.

Team 48.0, Opponents 32.0

RUSHING

	No.	Yds.	Avg.	Long	TD
Anderson	328	1,376	4.2	28	9
Morris	111	415	3.7	14	5
Mitchell	31	175	5.6	43	0
Lomax	19	104	5.5	22t	2
R. Green	3	60	20.0	44t	1
T. Brown	15	52	3.5	11t	2
Love	3	11	3.7	4	0
Stief	1	8	8.0	8	0
Harrell	5	6	1.2	4	1
Gray	1	4	4.0	4	0
Hart	2	2	1.0	4	0
Birdsong	1	-2	-2	0	0
Team	519	2,213	4.3	44t	20
Opponents	509	2,428	4.8	46	20

RECEIVING

	No.	Yds.	Avg.	Long	TD
Tilley	66	1,040	15.7	75	3
Anderson	51	387	7.6	27	0
R. Green	33	708	21.4	60	4
Gray	27	310	11.5	41t	2
Morris	19	165	8.7	21	0
Harrell	14	131	9.4	62t	1
LaFleur	14	190	13.6	27t	2
Mitchell	6	35	5.8	16	1
Marsh	6	80	13.3	20	1
Stief	5	77	15.4	29	1
Combs	5	54	10.8	13	0
T. Brown	4	60	20.0	28	0
Floyd	3	32	14.0	16	0
Team	253	3,269	12.9	75	15
Opponents	282	3,547	12.6	79t	29

INTERCEPTIONS

	No.	Yds.	Avg.	Long	TD
K. Greene	7	111	15.8	47	0
Wehrt	4	8	2.0	6	0
R. Green	3	44	14.7	29	0
Favron	1	42	42.0	42	0
Collier	1	17	17.0	17	0
Ahrens	1	14	14.0	14t	1
Junior	1	5	5.0	5	0
Williams	1	17	17.0	17	0
Griffin	1	4	5.0	4	0
Johnson	1	19	19.0	19	0
Team	21	281	13.4	47	1
Opponents	24	312	13.0	54	0

PUNT RETURNS

	Ret.	FC	Yds.	Avg.	Long	TD
Mitchell	42	0	445	10.6	50t	1
Harrell	1	1	8	8.0	8	0
K. Greene	0	1	0	0.0	0	0
Team	43	2	453	10.5	50t	1
Opponents	37	10	276	7.4	40	0

KICKOFF RETURNS

	No.	Yds.	Avg.	Long	TD
Mitchell	55	1,292	23.5	67	0
R. Greene	8	135	16.9	28	0
Harrell	7	118	16.8	29	0
Love	3	46	15.3	25	0
Griffin	2	34	17.0	26	0
Team	75	1,625	21.7	67	0
Opponents	55	1,163	21.1	84	0

PUNTING

	No.	Yds.	Avg.	TB	In20	Lg	Blk.
Birdsong	69	2,883	41.8	8	19	75	0
Team	69	2,883	41.8	8	19	75	0
Opponents	69	2,852	41.3	6	12	52	0

FIELD GOALS

	1-19	20-29	30-39	40-49	50+
O' Donoghue	2-2	8-8	4-6	5-11	0-5
Team	2-2	8-8	4-6	5-11	0-5
Opponents	0-0	0-0	8-8	6-8	6-10

USUAL STARTING LINEUP

Offense	Defense
WR.....Pat Tilley	LE.....Bob Pollard
LT.....George Collins	LT.....Mike Dawson
LG.....Terry Stieve	RT.....Rush Brown
C.....Tom Brahoney	RE.....Cuerbis Greer
RG.....Joe Bostic	LLB.....Calvin Favron
TE.....Dan Dierdorf	Eric Williams
RT.....Greg LaFleur	LTLB.....E.J. Junior
WR.....Mel Gray	MLB.....Tim Kearney
QB.....Jim Hart	Dave Ahrens
Neil Lomax	LCB.....Carl Allen
RB.....Ottis Anderson	Jeff Griffin
FB.....Wayne Morris	RCB.....Roger Wehrt
K.....Neil O'Donoghue	Tim Collier
	SS.....Lee Nelson
	FS.....Ken Stone
	P.....Carl Birdsong

NOTES

The 1981 draft class includes Alabama LB **E.J. Junior** (first round), Portland State QB **Neil Lomax** (second round), and Citadel RB **Stump Mitchell** (ninth round), a trio that would combine for 26 seasons with the Cards ... all three earn consensus NFL all-rookie team notice ... Lomax named starter for final six games as Cards win four consecutive times to finish 7-9 ... return specialist Mitchell breaks or ties eight club marks and equals two NFL records ... **Roy Green** doubles as defensive back and wide receiver as the league's first authentic two-way player in more than two decades.

FINAL NFC EAST STANDINGS

Team	W	L	T	Pct.	Pts.	OP
Dallas	12	4	0	.750	367	277
Philadelphia*	10	6	0	.625	368	221
N.Y. Giants	9	7	0	.563	295	257
Washington	8	8	0	.500	347	349
St. Louis	7	9	0	.438	315	408

*Wild-card postseason qualifier



1982 (5-4)

HEAD COACH JIM HANIFAN

Sept. 12	At New Orleans	W	21-7	58,673
Sept. 19	Dallas	L	7-24	50,705
Nov. 21	San Francisco	L	20-31	38,064
Nov. 28	At Atlanta	W	23-20	33,411
Dec. 5	At Philadelphia	W	23-20	63,622
Dec. 12	Washington	L	7-12	35,308
Dec. 19	At Chicago	W	10-7	43,270
Dec. 26	N.Y. Giants	W	24-21	39,824
Jan. 2	At Washington	L	0-28	52,554

135-170

Home: 1-3 (163,901). Away: 4-1 (251,530).

First Round Super Bowl Tournament

Jan. 8	At Green Bay	L	16-41	54,282
--------	--------------	---	-------	--------

TEAM STATISTICS

	Cards	Opp.
Total First Downs	162	163
Rushing	71	58
Passing	81	98
Penalty	10	7
Total Net Yards	2,542	2,848
Avg. Per Game	282.4	316.4
Total Plays	579	570
Avg. Per Play	4.4	5.0
Net Yards Rushing	1,209	995
Avg. Per Game	134.3	110.6
Total Rushes	307	256
Net Yards Passing	1,124	1,853
Avg. Per Game	124.9	205.9
Sacked/Yards Lost	32/243	23/183
Gross Yards	1,367	2,035
Att./Comp./Pct.	240/129/53.8	291/174/59.8
Had Intercepted	6	6
Punts/Average	54/43.8	51/41.1
Penalties/Yards	55/523	54/424
Fumbles/Lost	17/10	14/9
Touchdowns	16	21
Rushing	10	5
Passing	6	16
Returns	0	0

SCORE BY PERIOD

	Q1	Q2	Q3	Q4	OT	Pts.
Team	31	48	19	37	0	135
Opponents	23	34	44	69	0	170

SCORING

	TD	R	P	PAT	FG	S	Pts.
O'Donoghue	0	0	0	15/16	8/13	0	39
Morris	4	4	0	0/0	0/0	0	24
Anderson	3	3	0	0/0	0/0	0	18
Green	3	0	3	0/0	0/0	0	18
Tilley	2	0	2	0/0	0/0	0	12
Lomax	1	1	0	0/0	0/0	0	6
Mitchell	1	1	0	0/0	0/0	0	6
LaFleur	1	0	1	0/0	0/0	0	6
Wehrli	1	1	0	0/0	0/0	0	6
Team	16	10	6	0	15/16	8/13	135
Opponents	21	5	16	0	20/21	8/18	170

SACKS

Sacks: Greer 7.5, Grooms 4.5, Brown 3.5, Dawson 3.5, Galloway 2.0, Junior 1.5
Team 32.0 Opponents 23.0.

PASSING

	Att.	Comp.	Yds.	Comp. %	Yds./Att.	TD	TD%	Int.	Int. %	Long	Sack/Lost	Rating
Lomax	205	109	1,367	53.2	6.7	5	2.4	6	2.9	42	31/234	70.3
Harrell	33	19	199	57.5	6.0	1	3.0	0	0.0	22	0/0	85.9
Green	1	0	0	0.0	0.0	0	0.0	0	0.0	0	1/9	39.6
Harrell	1	1	10	100.0	10.0	0	0.0	0	0.0	10	0/0	108.3
Team	240	129	1,576	53.2	6.6	6	2.5	6	2.9	42	32/243	72.4
Opponents	291	174	2,035	59.8	7.0	16	5.5	6	2.1	55	23/182	90.7

RUSHING

	No.	Yds.	Avg.	Long	TD
Anderson	145	587	4.0	64	3
Morris	84	274	3.3	9	4
Mitchell	39	189	4.8	32t	1
Lomax	28	119	4.2	19	1
Harrell	4	14	3.5	8	0
Green	6	8	1.2	13	0
Wehrli	1	18	18.0	18t	1
Team	307	1,209	3.9	64	10
Opponents	256	995	3.9	37	5

RECEIVING

	No.	Yds.	Avg.	Long	TD
Tilley	36	465	14.5	34	2
Green	32	454	14.2	42	3
Anderson	14	106	7.6	19	0
Mitchell	11	149	13.5	30	0
Harrell	11	127	11.5	36	0
Marsh	6	94	15.7	21	0
LaFleur	5	67	13.4	30	1
Shumann	5	58	11.6	23	0
Gray	4	34	8.5	13	0
Morris	3	8	2.6	11	0
Lomax	1	10	10.0	10	0
Thompson	1	5	5.0	5	0
Team	129	1,576	12.2	42	6
Opponents	174	2,035	11.7	55	16

INTERCEPTIONS

	No.	Yds.	Avg.	Long	TD
Perrin	1	35	35.0	35	0
Griffin	1	8	8.0	8	0
Nelson	1	7	7.0	7	0
K. Greene	1	2	2.0	2	0
Allen	1	0	0.0	0	0
Dawson	1	0	0.0	0	0
Team	6	52	8.7	35	0
Opponents	6	37	6.1	19	0

PUNT RETURNS

	Ret.	FC	Yds.	Avg.	Long	TD
Mitchell	27	0	165	6.1	15	0
Green	3	0	20	6.7	11	0
Ferrell	1	0	6	6.0	6	0
Harrell	1	1	1	1.0	1	0
Team	32	1	192	6.0	15	0
Opponents	0	0	0	0.0	0	0

KICKOFF RETURNS

	No.	Yds.	Avg.	Long	TD
Mitchell	16	364	22.7	33	0
Harrell	8	150	18.7	31	0
Ferrell	4	88	22.0	27	0
Love	4	69	17.2	24	0
Morris	1	14	14.0	14	0
Griffin	1	12	12.0	12	0
Ahrens	1	5	5.0	5	0
Team	35	702	20.0	33	0
Opponents	26	542	20.8	44	0

PUNTING

	No.	Yds.	Avg.	TB	In20	Lg	Blk.
Birdsong	54	2,365	43.8	6	8	65	0
Team	54	2,365	43.8	6	8	65	0
Opponents	51	2,099	41.1	3	11	53	0

FIELD GOALS

	1-19	20-29	30-39	40-49	50+
O'Donoghue	1-1	2-3	3-3	2-6	0-0
Team	1-1	2-3	3-3	2-6	0-0
Opponents	0-0	5-6	3-5	0-6	0-1

USUAL STARTING LINEUP

Offense	Defense
WRPat Tilley	LEElois Grooms
LTLuis Sharpe	LTMike Dawson
LGTerry Stieve	RTRush Brown
CDan Dierdorf	RECurtis Greer
RGJoe Bostic	LLBE.J. Junior
TETootie Robbins	MLBDave Ahrens
RTDoug Marsh	RLBCharlie Baker
WRRoy Green	LCBJeff Griffin
QBNeil Lomax	SSCarl Allen
RBOtis Anderson	FSBenny Perrin
FBWayne Morris	PCenny Birdsong
KNeil O'Donoghue	

NOTES

A second consecutive jackpot draft class of UCLA T **Luis Sharpe** (first round), Florida DT **David Galloway** (second round), Alabama S **Benny Perrin** (third round), and East Tennessee State FB **Earl Ferrell** (fifth round) will average over eight years per player, all four earning near-immediate starting roles ... Cards become youngest team in NFL to qualify for the Super Bowl tournament in strike-shortened season with 5-4 record ... NFL players walk out Sept. 19 after second game of the season due to labor strike ... play does not resume until Nov. 21 ... Cards lose 41-16 at Green Bay in first-round action as Card QB **Neil Lomax** sets league postseason record with 385 yards passing.

FINAL NFC STANDINGS

Team	W	L	T	Pct.	Pts.	OP
Washington*	8	1	0	.889	190	128
Dallas	6	3	0	.667	226	145
Green Bay	5	3	1	.611	226	169
Minnesota	5	4	0	.556	187	198
Atlanta	5	4	0	.556	183	199
St. Louis	5	4	0	.556	135	170
Tampa Bay	5	4	0	.556	158	178
Detroit	4	5	0	.444	181	176
New Orleans	4	5	0	.444	129	160
N.Y. Giants	4	5	0	.444	164	160
San Francisco	3	6	0	.333	209	206
Chicago	3	6	0	.333	141	174
Philadelphia	3	6	0	.333	191	195
L.A. Rams	2	7	0	.222	200	250

*Top NFC playoff seed

As the result of a 57-day players' strike, the 1982 NFL regular-season schedule was reduced from 16 weeks to nine. At the conclusion of the regular season, the NFL conducted a 16-team postseason Super Bowl Tournament. Eight teams from each conference were seeded 1-8 based upon their records during the season.



1983 (8-7-1)

HEAD COACH JIM HANIFAN

Sept. 4	At New Orleans	L	17-28	65,225
Sept. 11	Dallas	L	17-34	48,532
Sept. 18	San Francisco	L	27-42	38,130
Sept. 25	At Philadelphia	W	14-11	64,465
Oct. 2	At Kansas City	L	14-38	58,975
Oct. 9	Washington	L	14-38	42,698
Oct. 16	At Tampa Bay	W	34-27	48,224
Oct. 24	N.Y. Giants	T	20-20 (OT)	45,630
Oct. 30	Minnesota	W	41-31	38,796
Nov. 6	At Washington	L	7-45	51,380
Nov. 13	Seattle	W	33-28	33,280
Nov. 20	San Diego	W	44-14	40,644
Nov. 24	At Dallas	L	17-35	60,764
Dec. 4	At N.Y. Giants	W	10-6	25,156
Dec. 11	At L.A. Raiders	W	34-24	32,111
Dec. 18	Philadelphia	W	31-7	21,902

374-428

Home: 4-3-1 (309,612). Away: 4-4 (406,300).

TEAM STATISTICS

	Cards	Opp.
Total First Downs.....	295	286
Rushing	123	107
Passing	148	161
Penalty	24	18
Total Net Yards.....	5143	5005
Avg. Per Game	321.4	312.8
Total Plays	1,044	1,020
Avg. Per Play	4.9	4.9
Net Yards Rushing.....	2275	1838
Avg. Per Game	142.2	114.9
Total Rushes	525	444
Net Yards Passing.....	2868	3167
Avg. Per Game	179.3	197.9
Sacked/Yards Lost	59/441	59/468
Gross Yards	3,309	3,635
Att./Comp./Pct.	460/267/58.0519/290/55.9	
Had Intercepted	21	28
Punts/Average.....	85/41.5	88/40.3
Penalties/Yards.....	89/770	102/819
Fumbles/Lost.....	50/27	32/20
Touchdowns.....	47	56
Rushing	15	23
Passing	29	24
Returns	3	9

SCORE BY PERIOD

	Q1	Q2	Q3	Q4	OT	Pts.
Team	79	128	86	81	0	374
Opponents	88	124	105	111	0	428

SCORING

	TD	R	P	R	PAT	FG	S	Pts.
O'Donoghue	0	0	0	0	45/4715	290	90	84
Green	14	0	14	0	0/0	0/0	0	84
Marsh	8	0	8	0	0/0	0/0	0	48
Anderson	6	5	1	0	0/0	0/0	0	36
Tilley	5	0	5	0	0/0	0/0	0	30
Mitchell	3	3	0	0	0/0	0/0	0	18
Love	3	2	1	0	0/0	0/0	0	18
Lomax	2	2	0	0	0/0	0/0	0	12
Morris	2	2	0	0	0/0	0/0	0	12
Nelson	1	0	0	1	0/0	0/0	0	6
Perrin	1	0	0	1	0/0	0/0	0	6
Grooms	1	0	0	1	0/0	0/0	0	6
Ferrell	1	1	0	0	0/0	0/0	0	6
Galloway	0	0	0	0	0/0	0/0	1	2
Team	47	15	29	3	45/4715	291374		
Opponents	56	23	24	9	51/5612	151428		

PASSING

	Att.	Comp.	Yds.	Comp. %	Yds./Att.	TD	TD%	Int.	Int. %	Long	Sack/Lost	Rating
Lomax	354	209	2,636	59.0	7.45	24	6.8	11	3.1	71t	40/291	92.0
Hart	91	50	592	54.9	6.51	4	4.4	8	8.8	39t	16/123	53.0
Lisch	13	6	66	46.1	5.08	1	4.8	2	15.4	26	3/27	47.8
Birdsong	1	1	11	00.0	0.00	0	0.0	0	0.0	0	0/0	112.5
Perrin	1	1	4	00.0	0.00	0	0.0	0	0.0	0	0/0	83.3
Team	460	267	3,309	58.0	7.19	29	6.3	21	4.6	71t	59/441	82.2
Opponents	519	290	3,635	55.9	7.00	24	4.6	28	5.4	69t	59/468	70.6

SACKS

Greer 16.0, A. Baker 13.5, Galloway 12.0, Junior 7.5, Mays 3.0, Nelson 2.0, Grooms 1.0, Harris 1.0, Perrin 1.0, Duda 1.0, Brown 1.0.
Team 59.0, Opponents 59.0

RUSHING

	No.	Yds.	Avg.	Long	TD
Anderson	296	1,270	4.3	43	5
Mitchell	68	373	5.5	46	3
Morris	75	257	3.4	17	2
Lomax	27	125	4.6	35	2
Love	35	103	2.9	16	2
Ferrell	7	53	7.6	21	1
Green	4	49	12.3	25	0
Harrell	4	13	3.3	8	0
Hart	5	12	2.4	13	0
Sharpe	1	11	11.0	11	0
Lisch	2	9	4.5	5	0
Perrin	1	0	0.0	0	0
Team	525	2,275	4.3	46	15
Opponents	444	1,838	4.1	76t	23

RECEIVING

	No.	Yds.	Avg.	Long	TD
Green	78	1,227	15.7	71t	14
Anderson	54	459	8.5	40	1
Tilley	44	690	15.7	71t	5
Marsh	32	421	13.2	38	8
Morris	14	55	3.9	11	0
Shumann	11	154	14.0	33	0
LeFleur	12	99	8.3	21	0
Mitchell	7	54	7.7	17	0
Love	6	58	9.7	16	1
Harrell	3	25	8.3	13	0
Thompson	2	31	15.5	22	0
Pittman	2	21	10.0	11	0
McGill	1	11	11.0	11	0
Ahrens	1	4	4.0	4	0
Team	267	3,309	12.4	71t	29
Opponents	290	3,635	12.5	69t	24

INTERCEPTIONS

	No.	Yds.	Avg.	Long	TD
Washington	8	92	11.5	26	0
Perrin	4	50	12.5	30	0
Harris	3	10	3.3	10	0
Junior	3	27	9.0	19	0
Mack	3	25	8.3	13	0
Grooms	1	10	10.0	10	0
A. Baker	2	24	12.0	19	0
Nelson	1	8	8.0	8	0
Galloway	1	17	17.0	17	0
W. Smith	2	3	1.5	3	0
Team	28	266	9.5	30	0
Opponents	21	385	18.3	70t	5

PUNT RETURNS

	Ret.	FC	Yds.	Avg.	Long	TD
Mitchell	38	1	337	8.9	34	0
Bird	14	2	76	5.4	16	0
Harrell	5	1	31	6.2	11	0
Ferrell	1	0	17	17.0	17	0
Team	58	4	461	7.9	34	0
Opponents	47	13	307	6.5	19	0

KICKOFF RETURNS

	No.	Yds.	Avg.	Long	TD
Mitchell	36	778	21.6	66	0
Ferrell	13	257	19.8	28	0
Bird	9	194	21.6	33	0
Schmitt	4	41	10.3	19	0
Love	3	71	23.7	23	0
Harrell	3	62	20.7	26	0
L. Smith	1	19	19.0	19	0

KICKOFF RETURNS (CONT.)

	No.	Yds.	Avg.	Long	TD
Green	1	14	14.0	14	0
Duda	1	12	12.0	12	0
Allerman	1	11	11.0	11	0
Team	72	1,459	20.3	66	0
Opponents	66	1,300	19.9	94t	1

PUNTING

	No.	Yds.	Avg.	TB In20	Lg Blk.
Birdsong	85	3,529	41.5	7	14
Team	85	3,529	41.5	7	14
Opponents	88	3,542	40.3	6	18

FIELD GOALS

	1-19	20-29	30-39	40-49	50+
O'Donoghue	0-1	4-6	3-8	6-11	2-3
Team	0-1	4-6	3-8	6-11	2-3
Opponents	0-0	4-4	2-3	6-6	0-2

USUAL STARTING LINEUP

Offense	Defense
WR.....Pat Tilley	LE..Al "Bubba" Baker
LT.....Luis Sharpe	LT.....Elois Grooms
LG.....Terry Stieve	Mark Duda
C.....Dandy Clark	RT.....David Galloway
RG.....Joe Bostic	RE.....Curtis Greer
RT.....Tootie Robbins	LLB.....E.J. Junior
TE.....Doug Marsh	Bob Harris
Greg LaFleur	MLB.....Kurt Allenman
WR.....Roy Green	E.J. Junior
QB.....Neil Lomax	RLB.....Charlie Baker
RB.....Otis Anderson	LCB Lionel Washington
FB.....Wayne Morris	Cedric Mack
K.....Neil O'Donoghue	RCB.....Wayne Smith
	SS.....Lee Nelson
	FS.....Benny Perrin
	P.....Carl Birdsong

NOTES

After losing five of first six games, Cards rebound with 7-2-1 mark in final 10 contests to narrowly miss playoffs with 8-7-1 record ... in first full season at wide receiver, **Roy Green** establishes team records with 78 pass receptions for 1,227 yards to earn all-pro acclaim ... **DE Curtis Greer** sets team record with 16 quarterback sacks as Cards lead NFL with 59 traps ... Cards and N.Y. Giants play to 20-20 tie on nationally-televized "Monday Night Football" game remembered for three missed overtime field-goal attempts by Card K **Neil O'Donoghue** ... future Hall of Fame T **Dan Dierdorf** announces his retirement after 12 seasons, 160 games, and six Pro Bowls ... St. Louis (nine) and Kansas City (six) combine for 15 turnovers, two shy of the NFL record, in 38-14 Chiefs' win Oct. 2 ... Cards lose 28-10 to Minnesota during Aug. 6 preseason game at London's Wembley Stadium, the first NFL game in England.

FINAL NFC EAST STANDINGS

Team	W	L	T	Pct.	Pts.	OP
Washington#	14	2	0	.875	541	332
Dallas*	12	4	0	.750	479	360
St. Louis	8	7	1	.531	374	428
Philadelphia	5	11	0	.313	233	322
N.Y. Giants	3	12	1	.219	267	347

#Top NFC playoff seed

*Wild-card postseason qualifier

1984 (9-7)

HEAD COACH JIM HANIFAN

Sept. 2	At Green Bay	L	23-24	53,738
Sept. 9	Buffalo	W	37-7	35,785
Sept. 16	At Indianapolis	W	34-33	60,274
Sept. 23	At New Orleans	L	24-34	58,723
Sept. 30	Miami	L	28-36	46,991
Oct. 7	At Dallas	W	31-20	41,438
Oct. 14	Chicago	W	38-21	49,554
Oct. 21	Washington	W	26-24	50,262
Oct. 28	At Philadelphia	W	34-14	54,310
Nov. 4	L.A. Rams	L	13-16	51,010
Nov. 11	Dallas	L	17-24	48,721
Nov. 18	At N.Y. Giants	L	10-16	73,428
Nov. 25	Philadelphia	W	17-16	39,858
Dec. 2	At New England	W	33-10	39,558
Dec. 9	N.Y. Giants	W	31-21	49,973
Dec. 16	At Washington	L	27-29	54,299
423-345				
Home: 5-3 (372,154). Away: (469,768).				

TEAM STATISTICS

	Cards	Opp.
Total First Downs.....	345	292
Rushing	129	108
Passing	200	157
Penalty	16	27
Total Net Yards.....	6,345	5,094
Avg. Per Game	396.6	318.4
Total Plays	1,103	991
Avg. Per Play	5.8	5.1
Net Yards Rushing	2,088	1,923
Avg. Per Game	130.5	120.2
Total Rushes	488	442
Net Yards Passing	4,257	3,171
Avg. Per Game	266.1	198.2
Sacked/Yards Lost	49/377	55/403
Gross Yards	4,634	3,574
Att./Comp./Pct.	566/347/61.3	494/251/50.8
Had Intercepted	16	21
Punts/Average.....	68/38.1	81/38.9
Penalties/Yards	109/904	75/578
Fumbles/Lost	32/20	20/12
Touchdowns	51	39
Rushing	21	11
Passing	28	26
Returns	2	2

SCORE BY PERIOD

	Q1	Q2	Q3	Q4	OT	Pts.
Team	72	134	102	115	0	423
Opponents	77	100	97	71	0	345

SCORING

	TD	R	P	R	PAT	FG	S	Pts
O'Donoghue	0	0	0	0	48/51	24/35	0	117
Green	12	0	12	0	0/0	0/0	0	72
Mitchell	11	9	2	0	0/0	0/0	0	66
Anderson	8	6	2	0	0/0	0/0	0	48
Marsh	5	0	5	0	0/0	0/0	0	30
Tilley	5	0	5	0	0/0	0/0	0	30
Lomax	3	3	0	0	0/0	0/0	0	18
Ferrell	2	1	1	0	0/0	0/0	0	12
Love	2	1	1	0	0/0	0/0	0	12
Howard	1	0	0	1	0/0	0/0	0	6
L. Smith	1	0	0	1	0/0	0/0	0	6
Harrell	1	1	0	0	0/0	0/0	0	6
Team	51	21	28	2	48/51	24/35	0	423
Opponents	39	11	26	2	36/39	24/30	0	345

PASSING

	Att.	Comp.	Yds.	Comp. %	Yds./Att.	TD	TD%	Int.	Int. %	Long	Sack/Lost
Lomax	560	345	4,614	61.6	8.24	28	5.0	16	2.99	83t	49/377 92.5
Mclvor	4	0	0	0.0	0.00	0	0.0	0	0.00	0	0/0 39.6
Mitchell	1	1	20	100.0	0.00	0	0.0	0	0.00	0	0/0 118.8
Perrin	1	1	0	0.0	0.00	0	0.0	0	0.00	0	0/0 79.2
Team	566	347	4,634	61.3	8.19	28	4.9	16	2.8	83t	49/377 92.0
Opponents	494	251	3,574	50.8	7.23	26	5.3	21	4.1	90t	55/403 74.4

SACKS

Greer 14.0, A. Baker 10.0, Junior 9.5, Galloway 5.0, Duda 4.0, Mays 3.5, Nelson 3.0, Grooms 2.0, Holloway 1.5, Harris 1.5, L. Smith 1.0.
Team 55.0, Opponents 65.0

RUSHING

	No.	Yds.	Avg.	Long	TD
Anderson	289	1,174	4.1	24	6
Mitchell	81	434	5.4	39	9
Ferrell	44	203	4.5	25	1
Lomax	35	184	5.3	20	3
Love	25	90	3.6	13	1
Harrell	5	7	1.2	4	1
Harrington	3	6	2.0	5	0
Mclvor	3	5	1.7	6	0
Marsh	1	-5	-5.0	-5	0
Green	1	-10	-10.0	-10	0
Team	488	2,088	4.3	39	21
Opponents	442	1,923	4.4	73	11

RECEIVING

	No.	Yds.	Avg.	Long	TD
Green	78	1,555	19.9	83t	12
Anderson	70	611	8.7	57	2
Tilley	52	758	14.6	42	5
Marsh	39	608	15.6	47	5
Mitchell	26	318	12.2	44t	2
Ferrell	26	218	8.4	21	1
LaFleur	17	198	11.6	21	0
Harrell	14	106	7.6	15	0
Pittman	10	145	14.5	50	0
Love	7	33	4.7	16	1
Mack	5	61	12.2	22	0
Goode	3	23	7.7	10	0
Team	347	4,634	13.4	83t	28
Opponents	251	3,574	14.2	90t	26

INTERCEPTIONS

	No.	Yds.	Avg.	Long	TD
Washington	5	42	8.4	18	0
W. Smith	4	35	8.8	23	0
Perrin	4	22	5.5	22	0
L. Smith	2	31	15.5	25t	1
Griffin	2	0	0.0	0	0
Howard	2	-4	-2.0	1	0
Hefflin	1	19	19.0	19	0
Junior	1	18	18.0	18	0
Team	21	163	7.8	25t	1
Opponents	16	219	13.7	54	0

PUNT RETURNS

	Ret.	FC	Yds.	Avg.	Long	TD
Mitchell	38	3	333	8.8	39	0
Bird	5	0	56	11.2	17	0
Pittman	4	1	10	2.5	5	0
Green	0	1	0	0.0	0	0
Team	47	5	399	8.5	39	0
Opponents	27	12	239	8.9	61	0

KICKOFF RETURNS

	No.	Yds.	Avg.	Long	TD
Mitchell	35	804	23.0	56	0
Pittman	14	319	22.8	43	0
Harrell	13	231	17.8	28	0
Bird	9	190	21.1	28	0
Green	1	18	18.0	18	0
Love	1	1	1.0	1	0
Ferrell	1	0	0.0	0	0
Team	74	1,563	21.1	56	0
Opponents	85	1,549	18.2	96t	1

PUNTING

	No.	Yds.	Avg.	TB	In20	Lg	Bk.
Birdsong	67	2,594	38.7	8	20	59	1
Team	1	0	0.0	0	0	0	0
Team	68	2,594	38.1	8	20	59	1
Opponents	81	3,157	38.9	5	9	59	1

FIELD GOALS

	1-19	20-29	30-39	40-49	50+
O'Donoghue	0-0	7-7	7-9	8-16	1-3
Team	0-0	7-7	7-9	8-16	1-3
Opponents	1-1	8-10	13-16	2-6	7-5

USUAL STARTING LINEUP

Offense	Defense
WR..... Pat Tilley	LE. Al "Bubba" Baker
LT..... Luis Sharpe	LT..... David Galloway
LG..... Terry Stieve	RT..... Elois Grooms
C..... Randy Clark	Mark Duda
RG..... Joe Bostic	RE..... Curtis Greer
RT..... Tootie Robbins	LLB..... Thomas Howard
TE..... Doug Marsh	MLB..... E.J. Junior
Greg LaFleur	Kurt Allerman
WR..... Roy Green	RLB..... Charlie Baker
QB..... Neil Lomax	E.J. Junior
RB..... Ottis Anderson	LCB..... Lionel Wash.
FB..... Earl Ferrell	RCB..... Wayne Smith
K..... Neil O'Donoghue	SS..... Leonard Smith
	Lee Nelson
	FS..... Benny Perrin
	P..... Carl Birdsong

NOTES

The Cards, with the NFC Eastern Division title on line to the winner, travel to R.F.K. Stadium and battle back from a 23-7 half-time deficit to take a 27-26 lead midway through fourth quarter, but a 50-yard field-goal try sails wide as time expires and Redskins escape with a 29-27 win and the division crown ... in the torrid comeback at Washington, QB **Neil Lomax** connects on 25 of 28 passes for 314 yards in the second half ... Cards finish 9-7 with seven losses by an average of just over six points ... Lomax sets club single-season marks with 345 pass completions in 560 attempts for 4,614 yards (fifth highest in NFL history), 28 touchdowns, and 92.5 quarterback rating ... WR **Roy Greer**'s 1,555 receiving yards is most by NFL player in 19 seasons as he averages 45.3 yards per touchdown reception.

FINAL NFC EAST

STANDINGS

Team	W	L	T	Pct.	Pts.	OP
Washington	11	5	0	.688	426	310
N.Y. Giants*	9	7	0	.563	299	301
St. Louis	9	7	0	.563	423	345
Dallas	9	7	0	.563	308	308
Philadelphia	6	9	1	.406	278	320

*Wild-card postseason qualifier



1985 (5-11)

HEAD COACH JIM HANIFAN

Sept. 8	At Cleveland	W	27-24 (OT)	62,107
Sept. 15	Cincinnati	W	41-27	46,321
Sept. 22	At N.Y. Giants	L	17-27	74,987
Sept. 29	Green Bay	W	43-28	48,598
Oct. 7	At Washington	L	10-27	53,134
Oct. 13	At Philadelphia	L	7-30	48,186
Oct. 20	At Pittsburgh	L	10-23	56,478
Oct. 27	Houston	L	10-20	43,190
Nov. 4	Dallas	W	21-10	49,337
Nov. 10	At Tampa Bay	L	0-16	34,736
Nov. 17	Philadelphia	L	14-24	39,032
Nov. 24	N.Y. Giants	L	3-34	41,248
Nov. 28	At Dallas	L	17-35	54,125
Dec. 8	New Orleans	W	28-16	29,527
Dec. 15	At L.A. Rams	L	14-46	52,052
Dec. 21	Washington	L	16-27	28,090

Home: 4-4 (325,343). Away: 1-7 (435,805).

TEAM STATISTICS

	Cards	Opp.
Total First Downs.....	301	314
Rushing	108	115
Passing	171	169
Penalty	22	30
Total Net Yards.....	5086	5381
Avg. Per Game	317.9	336.3
Total Plays	1,016	1,045
Avg. Per Play	5.0	5.2
Net Yards Rushing.....	1974	2378
Avg. Per Game	123.4	148.6
Total Rushes	417	552
Net Yards Passing.....	3112	3003
Avg. Per Game	194.5	187.7
Sacked/Yards Lost	65/469	32/254
Gross Yards	3,581	3,257
Att./Comp./Pct.	534/296/55.4	461/253/54.9
Had Intercepted	18	13
Punts/Average.....	85/41.7	75/41.0
Penalties/Yards.....	101/816	88/744
Fumbles/Lost.....	36/16	28/14
Touchdowns.....	34	47
Rushing	14	11
Passing	19	34
Returns	1	2

SCORE BY PERIOD

	Q1	Q2	Q3	Q4	OT	Pts.
Team	67	73	48	87	3	278
Opponents	78	122	77	137	0	414

SCORING

	TD	R	P	R	PAT	FG	S	Pts.
Mitchell	10	7	3	0	0/0	0/0	0	60
O'Donoghue	0	0	0	0	19/19	10/18	0	49
Tilley	6	0	6	0	0/0	0/0	0	36
Green	5	0	5	0	0/0	0/0	0	30
Ferrell	4	2	2	0	0/0	0/0	0	24
Anderson	4	4	0	0	0/0	0/0	0	24
Bojovic	0	0	0	0	11/12	3/7	0	20
Washington	1	0	0	1	0/0	0/0	0	6
Duncan	1	0	1	0	0/0	0/0	0	6
J.T. Smith	1	0	1	0	0/0	0/0	0	6
Marsh	1	0	1	0	0/0	0/0	0	6
Harrington	1	1	0	0	0/0	0/0	0	6
Atkinson	0	0	0	0	3/3	0/3	0	3
Wright	0	0	0	0	0/0	0/0	1	2
Team	34	14	19	1	33/34	12/21	7	278
Opponents	47	11	34	2	46/47	28/31	4	414

PASSING

	Att.	Comp.	Yds.	Comp. %	Yds./Att.	TD	TD%	Int.	Int. %	Long	Sack/Lost	Rating
Lomax	471	266	3,214	56.5	6.82	18	3.8	12	2.5	47	61/442	79.9
Brunner	60	29	336	48.3	5.60	1	1.7	6	10.0	40	4/27	31.8
Mitchell	2	1	31	50.0	15.50	0	0.0	0	0.0	31	0/0	95.9
Birdsong	1	0	0	0.0	0.00	0	0.0	0	0.0	0	0/0	39.6
Team	534	296	3,581	55.4	6.71	19	3.6	18	3.4	47	65/469	74.1
Opponents	461	253	3,257	54.9	7.07	34	7.4	13	2.8	53	32/254	90.3

SACKS

Greer 7.0, Duda 5.5, Galloway 4.5, A. Baker 4.0, Nunn 3.0, L. Smith 3.0, Junior 2.0, Mays 2.0, Grooms 1.0.

Team 32.0, Opponents 65.0

RUSHING

	No.	Yds.	Avg.	Long	TD
Mitchell	183	1,006	5.5	64	7
Anderson	118	481	4.1	38	4
Ferrell	45	204	4.5	30	2
Lomax	32	125	3.9	23	0
Wolfley	24	64	2.7	11	0
Harrington	7	42	6.0	22	1
J.T. Smith	3	36	12.0	30	0
Brunner	3	8	2.7	8	0
Love	1	4	4.0	4	0
Green	1	2	2.0	2	0
Team	417	1,974	4.7	64	14
Opponents	552	2,378	4.3	80	11

RECEIVING

	No.	Yds.	Avg.	Long	TD
Green	50	683	13.9	47	5
Tilley	49	726	14.8	47	6
Mitchell	47	502	10.7	46	3
J.T. Smith	43	581	13.5	34	1
Marsh	37	355	9.6	23	1
Ferrell	25	277	11.1	30	2
Anderson	23	225	9.8	43	0
LaFleur	9	119	13.2	24	0
Duncan	4	39	9.8	14	1
Gray	3	22	7.3	12	0
Wolfley	2	18	9.0	17	0
Love	2	4	2.0	3	0
Mack	1	16	16.0	16	0
Novacek	1	4	4.0	4	0
Team	296	3,581	12.1	47	19
Opponents	253	3,257	12.9	53	34

INTERCEPTIONS

	No.	Yds.	Avg.	Long	TD
Junior	5	109	21.8	53	0
Young	3	0	0.0	0	0
L. Smith	2	73	36.5	67	0
Mack	2	10	5.0	10	0
Washington	1	48	48.0	48	1
Team	13	240	18.5	67	1
Opponents	18	247	13.7	68	1

PUNT RETURNS

	Ret.	FC	Yds.	Avg.	Long	TD
J.T. Smith	26	9	283	10.9	31	0
Mitchell	11	2	97	8.8	21	0
Nelson	2	0	14	7.0	8	0
Tilley	1	0	-1	-1.0	-1	0
Team	40	11	393	9.8	31	0
Opponents	50	12	457	9.1	26	0

KICKOFF RETURNS

	No.	Yds.	Avg.	Long	TD
Duncan	28	550	19.6	34	0
Mitchell	19	345	18.2	35	0
Wolfley	13	234	18.0	28	0
L. Smith	5	68	13.6	26	0
Harrington	4	77	19.3	35	0
J.T. Smith	4	59	14.8	33	0
Nelson	3	49	16.3	26	0
Novacek	1	20	20.0	20	0
Mumford	1	19	19.0	19	0
Team	78	1,421	18.2	35	0
Opponents	56	1,150	20.5	40	0

PUNTING

	No.	Yds.	Avg.	TB	In20	Lg	Blk.
Birdsong	85	3,545	41.7	8	20	67	2
Team	85	3,545	41.7	8	20	67	2
Opponents	75	3,077	41.0	5	12	64	0

FIELD GOALS

	1-19	20-29	30-39	40-49	50+
O'Donoghue	1-1	3-5	4-6	2-4	0-2
Atkinson	0-0	0-0	0-0	0-3	0-0
Bojovic	0-0	0-0	0-2	2-3	0-2
Team	1-1	3-5	4-8	4-10	0-4
Opponents	3-3	6-7	11-14	6-9	2-5

USUAL STARTING LINEUP

Offense	Defense
WR Pat Tilley	LEAL "Bubba" Baker
LT Luis Sharpe	LT .. David Galloway
LG Doug Dawson	RT Mark Duda
C Randy Clark	RE Curtis Greer
RG Joe Bostic	LLB Niko Noga
RT Tootie Robbins	MLB E.J. Junior
	RLB Freddie Joe
TE Doug Marsh	Nunn
WR Roy Green	LCB Cedric Mack
QB Neil Lomax	RCB Wayne Smith
RB Ottis Anderson	SS Leonard Smith
	FS Lonnie Young
RB Earl Ferrell	Benny Perrin
K Neil O'Donoghue	P Carl Birdsong
	Novo Bojovic

NOTES

Though a 3-1 start looks promising, the Cards win only two of their final 12 contests to finish 5-11, spelling the end of **Jim Hanifan's** six-year (1980-85) tenure as head coach ... with former all-pro **RB Ottis Anderson** injured, **RB Stump Mitchell** averages 96.9 yards rushing in final nine games en route to 1,006 yards and a 5.5-yard average per carry despite starting just eight contests ... **QB Neil Lomax** is sacked NFC-high 61 times ... Yugoslavian **K Novo Bojovic**, signed by the Cards during mid-season, kicks a 40-yard field goal to give the Cards a 3-0 first-quarter lead Nov. 24 vs. N.Y. Giants, chases down the football, spikes it in the end zone, then watches with teammates as Giants score 34 unanswered points in 34-3 defeat at the Meadowlands.

FINAL NFC EAST STANDINGS

Team	W	L	T	Pct.	Pts.	OP
Dallas	10	6	0	.625	357	333
N.Y. Giants*	10	6	0	.625	399	283
Washington	10	6	0	.625	297	312
Philadelphia	7	9	0	.438	286	310
St. Louis	5	11	0	.313	278	414

*Wild-card postseason qualifier



1986 (4-11-1)

HEAD COACH GENE STALLINGS

Sept. 7	L.A. Rams	L	10-16	40,347
Sept. 14	At Atlanta	L	13-33	46,463
Sept. 21	At Buffalo	L	10-17	65,762
Sept. 29	Dallas	L	7-31	49,077
Oct. 5	N.Y. Giants	L	6-13	40,562
Oct. 12	At Tampa Bay	W	30-19	33,307
Oct. 19	At Washington	L	21-28	53,494
Oct. 26	At Dallas	L	6-37	60,756
Nov. 2	Philadelphia	W	13-10	33,051
Nov. 9	At San Francisco	L	17-43	50,172
Nov. 16	New Orleans	L	7-16	32,069
Nov. 23	Kansas City	W	23-14	29,680
Nov. 30	Washington	L	17-20	35,637
Dec. 7	At Philadelphia	T	10-10 (OT)	50,148
Dec. 14	At N.Y. Giants	L	7-27	75,261
Dec. 21	Tampa Bay	W	21-17	23,957

218-351

Home: 3-5 (284,380). Away: 1-6-1 (435,363).

TEAM STATISTICS

	Cards	Opp.
Total First Downs	273	304
Rushing	102	125
Passing	149	149
Penalty	22	30
Total Net Yards	4503	4864
Avg. Per Game	281.4	304.0
Total Plays	994	1,037
Avg. Per Play	4.5	4.7
Net Yards Rushing	1787	2227
Avg. Per Game	111.7	139.2
Total Rushes	419	560
Net Yards Passing	2716	2637
Avg. Per Game	169.8	164.8
Sacked/Yards Lost	59/424	41/355
Gross Yards	3,140	2,992
Att./Comp./Pct.516/293/56.8436/215/49.3		
Had Intercepted	19	10
Punts/Average	92/37.1	83/42.5
Penalties/Yards	116/932	86/682
Fumbles/Lost	25/10	40/12
Touchdowns	27	40
Rushing	8	17
Passing	17	21
Returns	2	2

SCORE BY PERIOD

	Q1	Q2	Q3	Q4	OT	Pts.
Team	15	79	41	83	0	218
Opponents	82	106	64	99	0	351

SCORING

	TD	R	P	R	PAT	FG	S	Pts.
Lee	0	0	0	0	14/17	8/13	0	38
Green	6	0	6	0	0/0	0/0	0	36
J.T. Smith	6	0	6	0	0/0	0/0	0	36
Mitchell	5	5	0	0	0/0	0/0	0	30
Ferrell	3	0	3	0	0/0	0/0	0	18
Schubert	0	0	0	0	9/10	3/11	10	18
Sikahema	3	0	1	2	0/0	0/0	0	18
Anderson	2	2	0	0	0/0	0/0	0	12
Fox	1	0	1	0	0/0	0/0	0	6
Lomax	1	1	0	0	0/0	0/0	0	6
Team	27	8	17	2	23/27	11/24	0	218
Opponents	40	17	21	2	37/40	24/32	1	351

PASSING

	Att.	Comp.	Yds.	Comp. %	Yds./Att.	TD	TD%	Int.	Int. %	Long	Sack/Lost	Rating
Lomax	421	240	2,583	57.0	6.14	13	3.1	12	2.9	48t	52/381	73.4
Stoudt	91	52	542	57.1	5.96	3	3.3	7	7.7	24t	7/43	53.4
Mitchell	3	1	15	33.3	5.00	1	0.0	0	0.0	0	0/0	90.3
Arapostathis	1	0	0	0.0	0.00	0	0.0	0	0.0	0	0/0	39.6
Team	516	293	3,140	56.8	6.09	17	3.3	19	3.7	48t	59/424	70.3
Opponents	436	215	2,992	49.3	6.86	21	4.8	10	2.3	51	41/355	78.1

SACKS

A. Baker 10.0, Nunn 7.0, L. Smith 5.0, Galloway 5.0, Bell 4.0, C. Baker 3.5, Clasby 3.0, Noga 2.0.
Team 41.0, Opponents 59.0

RUSHING

	No.	Yds.	Avg.	Long	TD
Mitchell	174	800	4.6	44	5
Ferrell	124	548	4.4	25	0
Anderson	51	156	3.1	14	2
Lomax	35	148	4.2	18	1
Sikahema	16	62	3.9	23	0
Stoudt	7	53	7.6	17	0
Wolfley	8	19	2.4	8	0
Marsh	1	5	5.0	5	0
Green	2	-4	-2.0	1	0
Austin	1	0	0.0	0	0
Team	419	1,787	4.3	44	8
Opponents	560	2,227	4.0	54	17

RECEIVING

	No.	Yds.	Avg.	Long	TD
J.T. Smith	80	1,014	12.7	45	6
Ferrell	56	434	7.8	30t	3
Green	42	517	12.3	48t	6
Mitchell	41	276	6.7	24	0
Marsh	25	313	12.5	27	0
T. Johnson	14	203	14.5	39	0
Anderson	10	91	9.1	19	0
Fox	5	59	11.8	38t	1
Sikahema	10	99	9.9	27	1
Tilley	3	51	17.0	18	0
Holman	3	41	13.7	18	0
Wolfley	2	32	16.0	28	0
Sargent	1	8	8.0	8	0
Novacek	1	2	2.0	2	0
Team	293	3,140	10.7	48t	17
Opponents	215	2,992	13.9	51	21

INTERCEPTIONS

	No.	Yds.	Avg.	Long	TD
Mack	4	42	10.5	24	0
Washington	2	19	9.5	19	0
Carter	2	12	6.0	11	0
W. Smith	1	35	35.0	35	0
Le. Smith	1	13	13.0	13	0
Team	10	121	12.1	35	0
Opponents	19	271	14.3	78t	2

PUNT RETURNS

	Ret.	FC	Yds.	Avg.	Long	TD
Sikahema	43	16	522	12.1	71t	2
J.T. Smith	1	0	6	6.0	6	0
Carter	1	0	0	0.0	0	0
Team	45	16	528	11.7	71t	2
Opponents	44	20	296	6.7	22	0

KICKOFF RETURNS

	No.	Yds.	Avg.	Long	TD
Sikahema	37	847	22.9	44	0
Swanson	10	206	20.6	40	0
Mitchell	6	203	33.8	53	0
Fox	6	161	26.8	38	0
Johnson	3	46	15.3	25	0
Carter	2	21	10.5	14	0
Ferrell	3	41	13.7	27	0
Sargent	2	27	13.5	14	0
Holmes	1	2	2.0	2	0
Wolfley	0	-6	-6.0	-6	0
Team	70	1,548	22.1	53	0
Opponents	50	886	17.7	56	0

PUNTING

	No.	Yds.	Avg.	TB	In20	Lg	Bk.
Cater	61	2,271	37.2	4	16	52	1
Arapostathis	30	1,140	38.0	0	5	50	0
Team	92	3,411	37.1	4	21	52	1
Opponents	83	3,514	42.3	10	24	60	0

FIELD GOALS

	1-19	20-29	30-39	40-49	50+
Lee	0-0	2-3	5-6	1-4	0-0
Schubert	0-0	2-2	0-4	1-5	0-0
Team	0-0	4-5	5-10	2-9	0-0
Opponents	0-0	5-6	9-11	9-15	0-0

USUAL STARTING LINEUP

Offense	Defense
WR.....J.T. Smith	LE.....Bob Clasby
LT.....Luis Sharpe	NT.....Mark Duda
LG.....Derek Kennard	David Galloway
Ray Brown	RE...Al "Bubba" Baker
C.....Mike Ruether	LOLB.....Freddie Joe Nunn
Gene Chilton	LTLB.....E.J. Junior
RG.....Joe Bostic	RILB.....Niko Noga
RT.....Lance Smith	ROLB...Charlie Baker
Tootie Robbins	TE.....Doug Marsh
TE.....Doug Marsh	LCB...Lionel Washington
WR.....Roy Green	RCB.....Cedric Mack
QB.....Neil Lomax	Wayne Smith
RB.....Stump Mitchell	SS.....Leonard Smith
FB.....Earl Ferrell	FS.....Lonnie Young
K.....John Lee	P.....Greg Cater
Eric Schubert	

NOTES

Long-time Dallas assistant Gene Stallings named Cards' head coach ... injury-riddled squad manages 4-11-1 mark ... rookie 10th-round pick and RB Vai Sikahema (return specialist) and FB Ron Wolfley (special teams) voted to Pro Bowl ... Sikahema ties NFL record with two punt returns for touchdowns (71 and 60 yards) vs. Tampa Bay Dec. 21 ... WR J.T. Smith sets club single-season mark with 80 pass receptions ... just eight weeks removed from back surgery, 49ers quarterback Joe Montana makes spectacular return at Cards' expense, completing 13 of 19 passes for 270 yards and three touchdowns to Jerry Rice in 43-17 win at San Francisco Nov. 9.

FINAL NFC EAST STANDINGS

Team	W	L	T	Pct.	Pts.	OP
N.Y. Giants#	14	2	0	.875	371	236
Washington*	12	4	0	.750	368	296
Dallas	7	9	0	.438	346	337
Philadelphia	5	10	1	.344	256	312
St. Louis	4	11	1	.281	218	315

#Top NFC playoff seed

*Wild-card postseason qualifier



1987 (7-8)

HEAD COACH GENE STALLINGS
(Final season in St. Louis)

Sept. 13	Dallas	W	24-13	47,241
Sept. 20	At San Diego	L	24-28	47,998
Sept. 27	Indianapolis	(not played)		
Oct. 4	At Washington	L	21-28	27,728
Oct. 11	New Orleans	W	24-19	11,795
Oct. 18	At S.F.	L	28-34	38,094
Oct. 25	At N.Y. Giants	L	7-30	74,391
Nov. 1	Philadelphia	L	23-28	24,586
Nov. 8	Tampa Bay	W	31-28	22,449
Nov. 15	L.A. Rams	L	24-27	27,730
Nov. 22	At Philadelphia	W	31-19	55,592
Nov. 29	At Atlanta	W	34-21	15,909
Dec. 6	Washington	L	17-34	31,324
Dec. 13	N.Y. Giants	W	27-24	29,623
Dec. 20	At Tampa Bay	W	31-14	32,046
Dec. 27	At Dallas	L	16-21	36,788
			362-368	

Home: 4-3 (194,748). Away: 3-5 (328,536).

TEAM STATISTICS

	Cards	Opp.
Total First Downs.....	325	306
Rushing	115	116
Passing	189	168
Penalty	21	22
Total Net Yards.....	5326	5384
Avg. Per Game	355.1	358.9
Total Plays	1,045	1,023
Avg. Per Play	5.1	5.3
Net Yards Rushing.....	1873	2001
Avg. Per Game	124.9	133.4
Total Rushes	462	492
Net Yards Passing.....	3453	3383
Avg. Per Game	230.2	225.5
Sacked/Yards Lost	54/397	41/285
Gross Yards	3,850	3,668
Att./Comp./Pct.	529/305/57.7	490/276/56.3
Had Intercepted	15	14
Punts/Average.....	70/38.0	74/41.2
Penalties/Yards.....	101/797	88/718
Fumbles/Lost.....	23/12	34/19
Touchdowns.....	46	48
Rushing	15	16
Passing	25	30
Returns	6	2

SCORE BY PERIOD

	Q1	Q2	Q3	Q4	OT	Pts.
Team	67	127	61	107	0	362
Opponents	90	88	103	87	0	368

SCORING

	TD	R	P	R	PAT	FG	S	Pts.
Gallery	0	0	0	0	30/31	9/19	0	57
J. Smith	8	0	0	0	0/0	0/0	0	48
Del Greco St.L.	0	0	0	0	8/9	4/5	0	20
Ferrell	7	7	0	0	0/0	0/0	0	42
Awalt	6	0	0	0	0/0	0/0	0	36
Mitchell	5	3	2	0	0/0	0/0	0	30
Green	4	0	4	0	0/0	0/0	0	24
McAdoo	4	3	0	1	0/0	0/0	0	24
Novacek	3	0	3	0	0/0	0/0	0	18
T. Johnson	2	0	2	0	0/0	0/0	0	12
Staurovsky	0	0	0	0	6/6	1/3	0	9
Garza	1	1	0	0	0/0	0/0	0	6
Jackson	1	0	0	1	0/0	0/0	0	6
N. Noga	1	0	0	1	0/0	0/0	0	6
P. Noga	1	0	0	1	0/0	0/0	0	6
Le. Smith	1	0	0	1	0/0	0/0	0	6
Sikahema	1	0	0	1	0/0	0/0	0	6
Wolfley	1	1	0	0	0/0	0/0	0	6
Team	46	15	25	6	44/46	14/27	0	362
Opponents	48	16	30	2	45/48	11/18	1	368

PASSING

	Att.	Comp.	Yds.	Comp. %	Yds./Att.	TD	TD%	Int.	Int. %	Long	Sack/Lost	Rating
Lomax	463	275	3,387	59.4	7.32	24	5.2	12	2.6	57	48/350	88.5
Halloran	42	18	263	42.9	6.26	0	0.0	1	2.4	49	5/34	54.0
Garza	20	11	183	55.0	9.15	1	5.0	2	10.0	38T	1/13	63.1
Mitchell	3	1	17	33.3	5.67	0	0.0	0	0.0	17	0/0	53.5
Stoudt	1	0	0	0.0	0.00	0	0.0	0	0.0	0	0/0	39.6
Team	529	305	3,850	57.6	7.27	25	4.7	15	2.8	57	54/397	84.4
Opponents	490	276	3,668	56.3	7.49	30	6.1	14	2.9	88T	41/285	88.7

SACKS

Nunn 11.0, Greer 6.0, Clasby 4.5, N. Noga 3.0, Saddler 3.0, Garalczyk 2.5, Junior 2.0, Le. Smith 2.0, Scotts 2.0, Alvord 1.5, Bell 1.0, Galloway 1.0, Mack 1.0, Dulin 0.5.

Team 41.0, Opponents 54.0

RUSHING

	No.	Yds.	Avg.	Long	TD
Mitchell	203	781	3.8	42	3
Ferrell	113	512	4.5	35T	7
McAdoo	53	230	4.3	17	3
Lomax	29	107	3.7	19	0
Sargent	18	90	5.0	16	0
Wolfley	26	87	3.3	8	1
Green	2	34	17.0	26	0
Garza	8	31	3.9	10	1
Ro. Brown	1	9	9.0	9	0
T. Johnson	1	9	9.0	9	0
Cater	2	3	1.5	11	0
Stoudt	1	-2	-2.0	-2	0
Awalt	2	-9	-4.5	-1	0
Halloran	3	-9	-3.0	2	0
Team	462	1,873	4.1	42	15
Opponents	492	2,001	4.1	47T	16

RECEIVING

	No.	Yds.	Avg.	Long	TD
J.T. Smith	91	1,117	12.3	38	8
Mitchell	45	397	8.8	39	2
Green	43	731	17.0	57	4
Awalt	42	526	12.5	35	6
Ferrell	23	262	11.4	36	0
Novacek	20	254	12.7	25	3
T. Johnson	15	308	20.5	49T	2
Holmes	11	132	12.0	23	0
Wolfley	8	68	8.5	16	0
Sargent	2	19	9.5	10	0
Ro. Brown	2	16	8.0	9	0
McAdoo	2	12	6.0	6	0
Harris	1	8	8.0	8	0
Team	305	3,850	12.6	57	25
Opponents	276	3,668	13.3	88T	30

INTERCEPTIONS

	No.	Yds.	Avg.	Long	TD
Curtis	5	65	13.0	31	0
Mack	2	0	0.0	0	0
P. Noga	1	60	60.0	60T	1
Junior	1	25	25.5	25	0
Bell	1	13	13.0	13	0
Mathis	1	4	4.0	4	0
Carter	1	0	0.0	0	0
Saddler	1	0	0.0	0	0
Young	1	0	0.0	0	0
Team	14	167	11.9	60T	1
Opponents	15	227	15.1	63	0

PUNT RETURNS

	Ret.	FC	Yds.	Avg.	Long	TD
Sikahema	44	7	550	12.5	76T	1
Team	44	7	550	12.5	76T	1
Opponents	36	8	489	13.6	81T	1

KICKOFF RETURNS

	No.	Yds.	Avg.	Long	TD
Sikahema	34	761	22.4	50	0
McAdoo	23	444	19.3	30	0
Sargent	3	37	12.3	27	0
Ro. Brown	1	40	40.0	40	0
Ferrell	1	10	10.0	10	0
Holmes	1	25	25.5	25	0
Team	63	1,317	20.9	50	0
Opponents	59	1,063	18.0	66	0

PUNTING

	No.	Yds.	Avg.	TBIn20	Lg	Blk.
Horne (St.L.)	24	971	40.5	3	4	51 0
Cater	39	1,470	37.7	2	10	68 1
Royals	6	222	37.0	2	0	46 0
Team	69	2,663	38.6	5	16	68 1
Opponents	74	3,049	41.2	6	18	63 0

FIELD GOALS

	1-19	20-29	30-39	40-49	50+
Del Greco (G.B.)	0-0	1-2	2-4	2-4	0-0
Del Greco (St. L.)	0-0	2-3	2-2	0-0	0-0
Gallery	0-0	4-5	2-7	3-7	0-0
Staurovsky	0-0	1-2	0-0	0-1	0-0
Team	0-0	7-10	4-9	3-8	0-0
Opponents	0-0	7-7	2-3	2-6	0-2

USUAL STARTING LINEUP

Offense	Defense
WR.....J.T. Smith	LE...Freddie Joe Nunn
LT.....Luis Sharpe	LT.....Bob Clasby
LG.....Todd Peat	RT.....Steve Alvord
	Joe Bostic
	Mark Duda
RG.....Derek Kennard	RE.....Curtis Greer
RC.....Lance Smith	David Galloway
RT.....Tootie Robbins	LLB.....Anthony Bell
TE.....Rob Awalt	MLB.....Niko Noga
	Jay Novacek
WR.....Roy Green	LCB.....Carl Carter
QB.....Neil Lomax	RCB.....Cedric Mack
RB.....Stump Mitchell	SS.....Leonard Smith
FB.....Earl Ferrell	FS.....Lonnie Young
K.....Jim Gallery	P.....Greg Horne

NOTES

Final season in St. Louis ... 21-16 loss in season finale at Dallas completes 7-8 record to deprive club of first playoff berth in five seasons ... Cards defeat defending Super Bowl champ N.Y. Giants 27-24 in final appearance in Busch Stadium Dec. 13 ... players' strike mandates playing three games with replacement rosters ... Cards launch greatest fourth-quarter comeback in NFL history in 31-28 win over Tampa Bay Nov. 8, rallying from a 28-3 deficit after three periods ... QB **Neil Lomax** completes 10 of 16 passes for 164 and three touchdowns in the fourth quarter as Cards score 28 unanswered points ... WR **J.T. Smith** breaks own club mark of 80 pass receptions with league-high 91 catches (1,117 yards) ... Ram RB Charles White sets Card opponent record with 213 rushing yards Nov. 15.

FINAL NFC EAST

STANDINGS

Team	W	L	T	Pct.	Pts.	OP
Washington	11	4	0	.733	379	285
Dallas	7	8	0	.467	340	348
St. Louis	7	8	0	.467	362	368
Philadelphia	7	8	0	.467	337	380
N.Y. Giants	6	9	0	.400	280	312



ARIZONA CARDINALS

1988 (7-9)

HEAD COACH GENE STALLINGS (First season in Arizona)

Sept. 4	At Cincinnati	L	14-21	50,404
Sept. 12	Dallas	L	14-17	67,139
Sept. 18	At Tampa Bay	W	30-24	35,034
Sept. 25	Washington	W	30-21	61,973
Oct. 2	At L.A. Rams	W	41-27	49,830
Oct. 9	Pittsburgh	W	31-14	53,288
Oct. 16	At Washington	L	17-33	54,402
Oct. 23	Cleveland	L	21-29	61,261
Oct. 30	At Dallas	W	16-10	42,196
Nov. 6	San Francisco	W	24-23	64,544
Nov. 13	N.Y. Giants	W	24-17	65,324
Nov. 20	At Houston	L	20-38	43,843
Nov. 27	At Philadelphia	L	21-31	57,918
Dec. 4	At N.Y. Giants	L	7-44	73,438
Dec. 10	Philadelphia	L	17-23	54,832
Dec. 18	Green Bay	L	17-26	44,586

344-398

Home: 4-4 (472,937). Away: 3-5 (407,065).

TEAM STATISTICS

	Cards	Opp.
Total First Downs	336	301
Rushing	122	110
Passing	195	171
Penalty	19	20
Total Net Yards	5807	5169
Avg. Per Game	362.9	323.1
Total Plays	1,102	1,014
Avg. Per Play	5.3	5.1
Net Yards Rushing	2027	1925
Avg. Per Game	126.7	120.3
Total Rushes	480	467
Net Yards Passing	3780	3244
Avg. Per Game	236.3	202.8
Sacked/Yards Lost	40/411	39/295
Gross Yards	4,191	3,539
Att./Comp./Pct./562/322/57.3508/264/52.0		
Had Intercepted	19	16
Punts/Average	80/40.3	83/41.1
Penalties/Yards	99/790	103/770
Fumbles/Lost	34/16	27/13
Touchdowns	44	51
Rushing	15	19
Passing	26	30
Returns	3	2

SCORE BY PERIOD

	Q1	Q2	Q3	Q4	OT	Pts.
Team	67	114	51	112	0	344
Opponents	101	106	84	107	0	398

SCORING

	TD	R	P	R	PAT	FG	S	Pts.
Del Greco	0	0	0	0	42/44	12/21	0	78
Ferrell	9	7	2	0	0/0	0/0	0	54
Green	7	0	7	0	0/0	0/0	0	42
S. Mitchell	5	4	1	0	0/0	0/0	0	30
J.T. Smith	5	0	5	0	0/0	0/0	0	30
Awalt	4	0	4	0	0/0	0/0	0	24
Novacek	4	0	4	0	0/0	0/0	0	24
Jordan	3	3	0	0	0/0	0/0	0	18
Jones	3	0	3	0	0/0	0/0	0	18
Junior	1	0	0	1	0/0	0/0	0	6
Lomax	1	1	0	0	0/0	0/0	0	6
Mack	1	0	0	1	0/0	0/0	0	6
Saddler	1	0	0	1	0/0	0/0	0	6
Harvey	0	0	0	0	0/0	0/0	1	2
Team	44	15	26	3	42/44	12/21	0	344
Opponents	51	19	30	2	47/51	13/23	398	

PASSING

	Att.	Comp.	Yds.	Comp. %	Yds./Att.	TD	Int.	Int. %	Long	Sack/Lost	Rating
Lomax	443	255	3,395	57.6	7.66	20	4.5	11	2.5	93t	86.7
Stoudt	113	63	747	55.8	6.61	6	5.3	8	7.1	52t	64.3
Tupa	6	4	49	66.7	8.17	0	0.0	0	0.0	22	91.7
Team	562	322	4,191	57.3	7.46	26	4.6	19	3.4	93t	82.2
Opponents	508	264	3,539	52.0	6.97	30	5.9	16	3.1	61t	81.0

SACKS

Nunn 14, Harvey 6, Clasby 5, Alvord 2, Galloway 2, Junior 2, Mc Donald 2, Saddler 2, Bell 1, Curtis 1, Hunley 1, Noga 1.

Team 39, Opponents 60

RUSHING

	No.	Yds.	Avg.	Long	TD
Ferrell	202	924	4.6	47	7
S. Mitchell	164	726	4.4	47	4
Jordan	61	160	2.6	12	3
Stoudt	14	57	4.1	14	0
Lomax	17	55	3.2	13	1
Wolfley	9	43	4.8	20	0
Horne	3	20	6.7	20	0
J.T. Smith	1	15	15.0	15	0
Novacek	1	10	10.0	10	0
Del Greco	1	8	8.0	8	0
Jeffery	3	8	2.7	9	0
Green	4	1	0.3	18	0
Team	480	2,027	4.2	47	15
Opponents	467	1,925	4.1	52	19

RECEIVING

	No.	Yds.	Avg.	Long	TD
J. Smith	83	986	11.9	29	5
Green	68	1,097	16.1	52	7
Awalt	39	454	11.6	52t	4
Novacek	38	569	15.0	42t	4
Ferrell	38	315	8.3	30	2
S. Mitchell	25	214	8.6	28	1
Jones	23	496	21.6	93t	3
Jordan	4	24	6.0	12	0
Wolfley	2	11	5.5	8	0
Moore	1	15	15.0	15	0
Holmes	1	10	10.0	10	0
Team	322	4,191	13.0	93t	26
Opponents	264	3,539	13.4	61t	30

INTERCEPTIONS

	No.	Yds.	Avg.	Long	TD
Mack	3	33	11.0	12	0
Carter	3	0	0.0	0	0
McDonald	2	11	5.5	11	0
Lyles	2	0	0.0	0	0
Curtis	1	18	18.0	18	0
Le. Smith	1	15	15.0	15	0
Clasby	1	7	7.0	7	0
Junior	1	2	2.0	2	0
Young	1	2	2.0	2	0
R. Mitchell	1	0	0.0	0	0
Team	16	88	5.5	18	0
Opponents	19	264	13.9	39	0

PUNT RETURNS

	Ret.	FC	Yds.	Avg.	Long	TD
Sikahema	33	8	341	10.3	28	0
J. Smith	17	2	119	7.0	15	0
Hunley	1	0	3	3.0	3	0
McAdoo	1	0	0	0.0	0	0
McDonald	0	1	0	0.0	0	0
Team	52	11	463	8.9	28	0
Opponents	41	11	416	10.1	63t	1

KICKOFF RETURNS

	No.	Yds.	Avg.	Long	TD
Sikahema	23	475	20.7	39	0
McAdoo (TB)	13	311	23.9	32	0
McAdoo	9	203	22.6	32	0
Jones	11	147	13.4	22	0
S. Mitchell	10	221	22.1	41	0
Clark	2	10	5.0	7	0

KICKOFF RETURNS (CONT.)

	No.	Yds.	Avg.	Long	TD
Ferrell	2	25	12.5	14	0
Jeffery	1	11	11.0	11	0
Phillips	1	4	4.0	4	0
Schillinger	1	10	10.0	10	0
Team	60	1,106	18.4	41	0
Opponents	65	1,379	21.2	92t	1

PUNTING

	No.	Yds.	Yds. TB	Int	Lg	Blk.
Horne	79	3,228	40.9	-9	16	66
Team	80	3,228	40.3	9	16	66
Opponents	83	3,414	41.1	10	18	62

FIELD GOALS

	1-19	20-29	30-39	40-49	50+
Del Greco	1-1	4-6	3-3	3-9	1-2
Team	1-1	4-6	3-3	3-9	1-2
Opponents	0-0	5-6	4-5	4-11	0-0

USUAL STARTING LINEUP

Offense	Defense
LT.....J.T. Smith	LE.....Rod Saddler
WR.....Luis Sharpe	David Galloway
LG.....Todd Peat	LT.....Bob Clasby
C.....Derek Kennard	RT.....Rod Saddler
RG.....Lance Smith	Steve Alvord
RT.....Tottie Robbins	RE. Freddie Joe Nunn
TE.....Rob Awalt	LLB.....Anthony Bell
WR.....Roy Green	MLB.....Niko Noga
QB.....Neil Lomax	RCB.....E.J. Junior
RB.....Stump Mitchell	CLB.....Carl Carter
FB.....Earl Ferrell	SS.....Cedric Mack
K.....Al Del Greco	SS.....Tim McDonald
	FS.....Lonnie Young
	P.....Greg Horne

NOTES

After 18 seasons in St. Louis (1960-87), Cards relocate to Arizona to play in Sun Devil Stadium at Arizona State University ... Hall of Famer **Larry Wilson** named vice president and general manager ... victories over three most recent Super Bowl champions—N.Y. Giants, Washington, and San Francisco—and 7-4 start (best since 1976) overshadowed by five consecutive losses to end season ... signature victory by overcoming 23-0 third-quarter deficit to down San Francisco 24-23 on a touchdown pass from QB **Neil Lomax** to WR **Roy Green** with three seconds left ... a national "Monday Night Football" audience and capacity Sun Devil Stadium crowd witness the Cards' inaugural regular-season game in Arizona, a 17-14 Dallas victory ... Cards gain first home victory in new venue with 30-21 upset of defending Super Bowl champion Washington Sept. 25.

FINAL NFC EAST STANDINGS

Team	W	L	T	Pct.	Pts.	OP
Philadelphia	10	6	0	.625	379	319
N.Y. Giants	10	6	0	.625	359	304
Washington	7	9	0	.438	345	387
Phoenix	7	9	0	.438	344	398
Dallas	3	13	0	.188	265	381



1989 (5-11)

HEAD COACH GENE STALLINGS
(11 GAMES)HEAD COACH HANK KUHLMANN
(5 GAMES)

Sept. 10	At Detroit	W	16-13	36,735
Sept. 17	At Seattle	W	34-24	60,444
Sept. 24	At N.Y. Giants	L	7-35	75,742
Oct. 1	San Diego	L	13-24	44,201
Oct. 8	At Washington	L	28-30	53,335
Oct. 15	Philadelphia	L	5-17	42,620
Oct. 22	Atlanta	W	34-20	33,894
Oct. 29	At Dallas	W	19-10	44,431
Nov. 5	N.Y. Giants	L	13-20	46,588
Nov. 12	Dallas	W	24-20	49,657
Nov. 19	At L.A. Rams	L	14-37	53,176
Nov. 26	Tampa Bay	L	13-14	33,297
Dec. 3	Washington	L	10-29	38,870
Dec. 10	At L.A. Raiders	L	14-16	41,785
Dec. 17	Denver	L	0-37	56,071
Dec. 24	At Philadelphia	L	14-31	43,287
			258-377	

Home: 2-6 (345,198). Away: 3-5 (408,935).

TEAM STATISTICS

	Cards	Opp.
Total First Downs.....	263	329
Rushing	83	113
Passing	157	185
Penalty	22	31
Total Net Yards.....	4641	5877
Avg. Per Game	290.1	367.3
Total Plays	986	1,100
Avg. Per Play	4.7	5.3
Net Yards Rushing	1361	2302
Avg. Per Game	85.1	143.9
Total Rushes	407	539
Net Yards Passing.....	3280	3575
Avg. Per Game	205.0	223.4
Sacked/Yards Lost	56/379	30/219
Gross Yards	3,659	3,794
Att./Comp./Pct.523/279/53.3531/286/53.9		
Had Intercepted	30	16
Punts/Average.....	82/43.6	76/41.5
Penalties/Yards	113/856	106/916
Fumbles/Lost	24/14	18/11
Touchdowns	29	41
Rushing	10	12
Passing	17	24
Returns	2	5

SCORE BY PERIOD

	Q1	Q2	Q3	Q4	OT	Pts.
Team	43	76	51	88	0	258
Opponents	68	99	90	120	0	377

SCORING

	TD	R	P	R	PAT	FG	S	Pts.
Del Greco	0	0	0	0	28/29	18/26	0	82
Green	7	0	7	0	0/0	0/0	0	42
Ferrell	6	6	0	0	0/0	0/0	0	36
J.T. Smith	5	0	5	0	0/0	0/0	0	30
Jones	3	0	3	0	0/0	0/0	0	18
Jordan	2	2	0	0	0/0	0/0	0	12
Hogeboom	1	1	0	0	0/0	0/0	0	6
Holmes	1	0	1	0	0/0	0/0	0	6
McDonald	0	0	1	0	0/0	0/0	0	6
Novacek	1	0	1	0	0/0	0/0	0	6
Wolfey	1	1	0	0	0/0	0/0	0	6
Zordich	0	0	0	1	0/0	0/0	0	6
Wilson	0	0	0	0	0/0	0/0	1	2
Team	27	10	17	2	28/29	18/26	0	258
Opponents	36	12	24	5	40/41	29/40	2	377

PASSING

	Att.	Comp.	Yds.	Comp. %	Yds./Att.	TD	TD%	Int.	Int. %	Long	Sack/Lost	Rating
Hogeboom	364	204	2,591	56.0	7.12	14	3.8	19	5.2	59t	40/266	69.5
Tupa	134	65	973	48.5	7.26	3	2.2	9	6.7	77t	14/94	52.2
Rosenbach	22	9	95	40.9	4.32	0	0.0	1	4.5	24	2/19	35.2
Awalt	1	0	0	0.0	0.00	0	0.0	1	100.0	0	0/0	0.0
Camarillo	1	1	0	100.0	0.00	0	0.0	0	0.0	0	0/0	79.2
Sikahama	1	0	0	0.0	0.00	0	0.0	0	0.0	0	0/0	39.6
Team	523	279	3,659	53.3	7.00	17	3.3	30	5.7	77t	56/379	62.6
Opponents	531	286	3,794	53.9	7.15	24	4.5	16	3.0	75t	30/219	79.2

SACKS

Harvey 7.0, Galloway 5.5, Nunn 5.0, Saddler 3.5, Bell 2.0, Clasy 2.0, Hill 1.0, Mack 1.0, Wahler 1.0, Wilson 1.0, Zordich 1.0.
Team 30.0, Opponents 56.0

RUSHING

	No.	Yds.	Avg.	Long	TD
Ferrell	149	502	3.4	44t	6
Jordan	83	211	2.5	15	2
S. Mitchell	43	165	3.8	14	0
Sikahama	38	145	3.8	27	0
Hogeboom	27	89	3.3	15	1
Tupa	15	75	5.0	13	0
Clark	10	42	4.2	9	0
Wolfey	13	36	2.8	5t	1
Baker	20	31	1.6	6	0
Rosenbach	6	26	4.3	8	0
J.T. Smith	2	21	10.5	11	0
Jones	1	18	18.0	18	0
Team	407	1,361	3.3	44t	10
Opponents	539	2,302	4.3	51	12

RECEIVING

	No.	Yds.	Avg.	Long	TD
J.T. Smith	62	778	12.5	31	5
Jones	45	838	18.6	72t	3
Green	44	703	16.0	59t	7
Awalt	33	360	10.9	28	0
Sikahama	23	245	10.7	37	0
Novacek	23	225	9.8	30	1
Ferrell	18	122	6.8	25	0
Holmes	13	271	20.8	77t	1
Jordan	6	20	3.3	8	0
Wolfey	5	38	7.6	22	0
Baker	2	18	9.0	9	0
McConkey	2	18	9.0	10	0
S. Mitchell	1	10	10.0	10	0
Usher	1	8	8.0	8	0
Reeves	1	5	5.0	5	0
Team	279	3,659	13.1	77t	17
Opponents	286	3,794	13.3	75t	24

INTERCEPTIONS

	No.	Yds.	Avg.	Long	TD
McDonald	7	170	24.3	53t	1
Mack	4	15	3.8	9	0
Downs	1	37	37.0	37	0
Young	1	32	32.0	32	0
Zordich	1	16	16.0	16t	1
Wahler	1	5	5.0	5	0
Carter	1	0	0.0	0	0
Team	16	275	17.2	53t	2
Opponents	30	327	10.9	59t	3

PUNT RETURNS

	Ret.	FC	Yds.	Avg.	Long	TD
Sikahama	37	13	433	11.7	53	0
Usher(Phx.)	1	0	10	10.0	10	0
Jones	1	0	13	13.0	13	0
McConkey	1	0	13	13.0	13	0
Team	40	13	469	11.7	53	0
Opponents	46	18	371	8.1	20	0

KICKOFF RETURNS

	No.	Yds.	Avg.	Long	TD
Sikahama	43	874	20.3	52	0
Usher(S.D./Phx.)	27	506	18.7	33	0
Usher(Phx.)	17	347	20.4	33	0
Baker	11	245	22.3	33	0
Jones	7	124	17.7	27	0
McConkey	2	40	20.0	21	0
Carr	1	15	15.0	15	0
Clark	1	0	0.0	0	0

KICKOFF RETURNS (CONT.)

	No.	Yds.	Avg.	Long	TD
Reeves	1	5	5.0	5	0
Team	83	1,650	19.9	52	0
Opponents	57	1,193	20.9	49	0

PUNTING

	No.	Yds.	Avg.	Net	TB	In20	Lq	Bk.
Tupa	6	280	46.7	39.8	0	2	51	0
Camarillo	76	3,298	43.4	37.5	6	21	58	0
Team	82	3,578	43.6	37.6	6	23	58	0
Opponents	76	3,155	41.5	33.8	6	22	64	1

FIELD GOALS

	1-19	20-29	30-39	40-49	50+
Del Greco	0-0	7-7	5-6	5-11	1-2
Team	0-0	7-7	5-6	5-11	1-2
Opponents	0-0	9-9	17-19	3-11	0-1

USUAL STARTING LINEUP

Offense	Defense
WR.....J.T. Smith	LE.....Freddie Joe Nunn
LT.....Luis Sharpe	LT.....Rod Saddler
LG.....Mike Zandofsky	RT.....Jim Wahler
.....Joe Wolf	RE.....David Galloway
C.....Derek KennardCarl Wilson
RG.....Lance Smith	LLB.....Anthony Bell
RT.....Tootie Robbins	MLB.....Eric Hill
.....Joe Wolf	RLB.....Ken Harvey
TE.....Rob Awalt	LCB.....Cedric Mack
WR.....Roy Green	RCB.....Carl Carter
QB.....Gary Hogeboom	SS.....Tim McDonald
RB.....Tony Jordan	FS.....Michael Zordich
.....Stump MitchellLonnny Young
FB.....Earl Ferrell	P.....Rich Camarillo
K.....Al Del Greco	

NOTES

After a 2-0 start and 5-5 mark after 10 games, Head Coach **Gene Stallings** resigns after 37-14 loss to L.A. Rams dips Cards' slate to 5-6 ... Cards lose next five games under interim head coach **Hank Kuhlmann** ... QB **Neil Lomax** forced to sidelines for entire season due to career-ending arthritic condition in left hip ... only four Cardinals start all 16 games as 21 players who started at least one game miss playing time ... Cards sweep first season series against Cowboys since 1970 with 19-10 win at Dallas and 24-20 victory in Arizona ... FB **Ron Wolfley** named to unprecedented fourth consecutive Pro Bowl for kamikaze-like play on special teams.

FINAL NFC EAST STANDINGS

Team	W	L	T	Pct.	Pts.	OP
N.Y. Giants	12	4	0	.750	348	252
Philadelphia*	11	5	0	.688	342	274
Washington	10	6	0	.625	386	308
Phoenix	5	11	0	.313	258	377
Dallas	1	15	0	.063	204	393

*Wild-card playoff qualifier

1990 (5-11)

HEAD COACH JOE BUGEL

Sept. 9	At Washington	L	0-31	52,649
Oct. 21	At Philadelphia	W	23-21	64,396
Sept. 23	At New Orleans	L	7-28	61,110
Sept. 30	Washington	L	10-38	49,303
Oct. 7	Open Date			
Oct. 14	Dallas	W	20-34	45,235
Oct. 21	At N.Y. Giants	L	19-20	76,518
Oct. 28	Chicago	L	21-31	71,233
Nov. 4	At Miami	L	3-23	54,924
Nov. 11	At Buffalo	L	14-45	74,904
Nov. 18	Green Bay	L	21-24	46,878
Nov. 25	New England	W	34-14	30,110
Dec. 2	Indianapolis	W	20-17	31,885
Dec. 9	At Atlanta	W	24-13	36,222
Dec. 16	At Dallas	L	10-41	60,190
Dec. 23	N.Y. Giants	L	21-24	41,212
Dec. 29	Philadelphia	L	21-23	31,796

268-396

Home: 3-5 (347,652). Away: 2-6 (480,913).

TEAM STATISTICS

	Cards	Opp.
Total First Downs.....	270	306
Rushing	115	140
Passing	135	146
Penalty	20	20
Total Net Yards.....	4742	5216
Avg. Per Game	296.4	326.0
Total Plays	935	959
Avg. Per Play	5.1	5.4
Net Yards Rushing.....	1912	2318
Avg. Per Game	119.5	144.9
Total Rushes	452	521
Net Yards Passing.....	2833	2898
Avg. Per Game	177.1	181.1
Sacked/Yards Lost	43/285	36/232
Gross Yards	3,118	3,130
Att./Comp./Pct.439/238/54.2402/233/58.0		
Had Intercepted	18	16
Punts/Average.....	67/42.8	63/43.6
Penalties/Yards.....	96/883	96/834
Fumbles/Lost.....	25/14	28/11
Touchdowns.....	31	50
Rushing	13	20
Passing	16	29
Returns	2	1

SCORE BY PERIOD

	Q1	Q2	Q3	Q4	OT	Pts.
Team	27	81	65	95	0	268
Opponents	88	113	79	116	0	396

SCORING

	TD	R	P	R	PAT	FG	S	Pts.
Del Greco	0	0	0	0	31	3117/270	82	
Johnson	5	5	0	0	0/0	0/0	0	30
Green	4	0	4	0	0/0	0/0	0	24
Jones	4	0	4	0	0/0	0/0	0	24
Proehl	4	0	4	0	0/0	0/0	0	24
Thompson	4	4	0	0	0/0	0/0	0	24
Rosenbach	3	3	0	0	0/0	0/0	0	18
Flagler	2	1	1	0	0/0	0/0	0	12
J.T. Smith	2	0	2	0	0/0	0/0	0	12
Turner	2	0	2	0	0/0	0/0	0	12
Sharpe	1	0	1	0	0/0	0/0	0	6
Team	31	13	16	2	31	3117/270268		
Opponents	50	29	1	48	5016	200396		

PASSING

	Att.	Comp.	Yds.	Comp. %	Yds./Att.	TD	TD%	Int.	Int. %	Long	Sack/Lost	Rating
Rosenbach	437	237	3,098	54.2	7.09	16	3.7	17	3.9	68t	43/285	72.8
Green	1	1	20	100.0	20.00	0	0.0	0	0.0	20	0/0	118.8
Johnson	1	0	0	0.0	0.00	0	0.0	1	100.0	0	0/0	0.0
Team	439	238	3,118	54.2	7.10	16	3.6	18	4.1	68t	43/285	71.9
Opponents	402	233	3,130	58.0	7.79	29	7.2	16	4.0	67t	36/232	90.3

SACKS

Harvey 10.0, Nunn 9.0, Saddler 4.0, Bell 3.0, Jax 3.0, Wahler 2.5, Hill 1.5, Hairston 1.0, Mack 1.0, Osborne 1.0.
Team 36.0, Opponents 43.0

RUSHING

	No.	Yds.	Avg.	Long	TD
Johnson	234	926	4.0	41	5
Rosenbach	86	470	5.5	25	3
Thompson	106	390	3.7	40	4
Flagler	13	85	6.5	29t	1
Jones	4	33	8.3	15	0
Sikahema	3	8	2.7	4	0
Proehl	1	4	4.0	4	0
J.T. Smith	1	4	4.0	4	0
Wolfley	2	3	1.5	2	0
Tupa	1	0	0.0	0	0
Camarillo	1	-11	-11.0	-11	0
Team	452	1,912	4.2	41	13
Opponents	521	2,318	4.4	43	20

RECEIVING

	No.	Yds.	Avg.	Long	TD
Proehl	56	802	14.3	45t	4
Green	53	797	15.0	54	4
Jones	43	724	16.8	68t	4
Johnson	25	241	9.6	35	0
J.T. Smith	18	225	12.5	45t	2
Reeves	18	126	7.0	16	0
Flagler	13	130	10.0	21	1
Sikahema	7	51	7.3	13	0
Thompson	2	11	5.5	6	0
Jordan	2	10	5.0	6	0
Sharpe	1	1	1.0	1t	1
Team	238	3,118	13.1	68t	16
Opponents	233	3,130	13.4	67t	29

INTERCEPTIONS

	No.	Yds.	Avg.	Long	TD
McDonald	4	63	15.8	38	0
Taylor	3	50	16.7	34	0
Mack	2	53	26.5	39	0
Young	2	8	4.0	5	0
Jax	2	5	2.5	4	0
Turner	1	70	70.0	47t	2
Zordich	1	25	25.0	25	0
Bell	1	0	0.0	0	0
Team	16	274	17.1	47t	2
Opponents	18	201	11.2	57t	1

PUNT RETURNS

	Ret.	FC	Yds.	Avg.	Long	TD
Sikahema	36	6	306	8.5	20	0
J.T. Smith	3	0	34	11.3	16	0
Proehl	1	1	2	2.0	2	0
Team	40	7	342	8.6	20	0
Opponents	41	11	258	6.3	27	0

KICKOFF RETURNS

	No.	Yds.	Avg.	Long	TD
Sikahema	27	544	20.1	32	0
Centers	16	272	17.0	26	0
Flagler	10	167	16.7	27	0
Proehl	4	53	13.3	15	0
Jax	2	17	8.5	9	0
Green	1	15	15.0	15	0
Team	60	1,068	17.8	32	0
Opponents	56	1,060	18.9	39	0

PUNTING

	No.	Yds.	Avg.	Net	TB	In20	Lg	Bk.
Camarillo	67	2,865	42.8	37.4	5	16	63	0
Team	67	2,865	42.8	37.4	5	16	63	0
Opponents	63	2,747	43.6	36.3	6	16	60	0

FIELD GOALS

	1-19	20-29	30-39	40-49	50+
Del Greco	1-1	4-4	7-10	3-6	2-6
Team	1-1	4-4	7-10	3-6	2-6
Opponents	2-2	7-7	3-3	4-6	0-2

USUAL STARTING LINEUP

Offense	Defense
WR J.T. Smith	LE : Freddie Joe Nunn
Ernie Jones	NGJim Wahler
LT Luis Sharpe	RE Rod Saddler
LGDerek Kennard	LOLBAnthony Bell
.....Bill Lewis	LILBGarth Jax
RG Lance Smith	RILBEric Hill
RT Tootie Robbins	ROLBKen Harvey
TE Walter Reeves	LCBJay Taylor
WR Roy Green	RCBCedric Mack
QB .. Timm Rosenbach	SS Tim McDonald
H-B Tim Jordan	FSLonnie Young
RB ..Johnny Johnson	PRich Camarillo
K Al Del Greco	

NOTES

Long-time Washington Redskin offensive line coach **Joe Bugel** named head coach ... team moves into 94,000-square-foot training facility in south Tempe, Arizona ... despite Cards' 5-11 mark, rookie RB **Johnny Johnson** earns Pro Bowl berth and second-year QB **Timm Rosenbach** takes all 1,001 snaps from center ... new WR **Ricky Proehl** catches 56 passes to become first rookie to lead Cards in receiving in 40 years ... franchise-record crowd of 71,233 sees Cards fall 31-21 to Chicago Bears on Oct. 28 ... WR **Roy Green** becomes club's franchise leader with career total of 522 pass receptions for 8,497 yards.

FINAL NFC EAST STANDINGS

Team	W	L	T	Pct.	Pts.	OP
N.Y. Giants	13	3	0	.813	335	211
Philadelphia*	10	6	0	.625	396	299
Washington*	10	6	0	.625	381	301
Dallas	7	9	0	.438	244	308
Phoenix	5	11	0	.313	268	396

*Wild-card playoff qualifiers



1991 (4-12)

HEAD COACH JOE BUGEL

Sept. 1	At L.A. Rams	W	24-14	47,069
Sept. 8	At Philadelphia	W	26-10	63,818
Sept. 15	At Washington	L	0-34	54,662
Sept. 22	Dallas	L	9-17	68,814
Sept. 29	New England	W	24-10	26,043
Oct. 6	At N.Y. Giants	L	9-20	75,891
Oct. 13	At Minnesota	L	7-34	51,209
Oct. 20	Atlanta	W	16-10	29,804
Oct. 27	Minnesota	L	0-28	45,447
Nov. 3	At Dallas	L	7-27	61,190
Nov. 10	N.Y. Giants	L	14-21	50,048
Nov. 17	At San Francisco	L	10-14	50,180
Nov. 24	Philadelphia	L	14-34	32,568
Dec. 1	Open Date			
Dec. 8	Washington	L	14-20	48,373
Dec. 15	At Denver	L	19-24	74,098
Dec. 22	New Orleans	L	3-27	30,928
			196-344	

Home: 2-6 (332,025). Away: 2-6 (478,117).

TEAM STATISTICS

	Cards	Opp.
Total First Downs.....	237	301
Rushing	73	132
Passing	143	156
Penalty	21	13
Total Net Yards.....	3962	5052
Avg. Per Game	247.6	315.8
Total Plays	926	965
Avg. Per Play	4.3	5.2
Net Yards Rushing	1295	2136
Avg. Per Game	80.9	133.5
Total Rushes	391	493
Net Yards Passing.....	2667	2916
Avg. Per Game	166.7	182.3
Sacked/Yards Lost	43/372	25/153
Gross Yards	3,039	3,069
Att./Comp./Pct.	492/254/51.6447/268/60.0	
Had Intercepted	25	17
Punts/Average.....	77/44.7	71/45.2
Penalties/Yards	78/661	94/734
Fumbles/Lost.....	31/14	37/21
Touchdowns	19	43
Rushing	6	27
Passing	10	12
Returns	3	4

SCORE BY PERIOD

	Q1	Q2	Q3	Q4	OT	Pts.
Team	43	68	32	53	0	196
Opponents	93	87	84	80	0	344

SCORING

	TD	R	P	R	PAT	FG	S	Pts.
G. Davis	0	0	0	0	19/19	21/30	0	82
Johnson	6	4	2	0	0/0	0/0	0	36
E. Jones	4	0	4	0	0/0	0/0	0	24
Proehl	2	0	2	0	0/0	0/0	0	12
E. Hill	0	0	0	1	0/0	0/0	0	6
R. Hill	1	0	1	0	0/0	0/0	0	6
Lynch	0	0	0	1	0/0	0/0	0	6
Saddler	0	0	0	1	0/0	0/0	0	6
Thompson	1	1	0	0	0/0	0/0	0	6
Tupa	1	1	0	0	0/0	0/0	0	6
W. Williams	1	0	1	0	0/0	0/0	0	6
Team	16	6	10	3	19/1921	30/0	196	
Opponents	39	27	12	4	41/4315	23/0	344	

PASSING

	Att.	Comp.	Yds.	Comp. %	Yds./Att.	TD	TD%	Int.	Int. %	Long	Sack/Lost	Rating
Tupa	315	165	2,053	52.3	6.5	6	1.9	13	4.1	62	25/200	62.0
Gelbaugh	118	61	674	51.6	5.7	3	2.5	10	8.4	34+	9/90	42.1
Chandler	50	25	289	50.0	5.7	1	2.0	2	4.0	45+	7/58	57.8
Kupp	7	3	23	42.9	3.2	0	0.0	0	0.0	11	2/23	51.5
Thompson	1	0	0	0.0	0.0	0	0.0	0	0.0	0	0/0	39.6
Team	491	254	3,039	51.6	6.1	10	2.0	25	5.0	62	43/372	56.4
Opponent	447	268	3,069	60.0	6.8	12	2.7	17	3.8	43	25/153	73.8

SACKS

Harvey 9, Nunn 7, Swann 4, Faulkner 2, Braxton 1, E.Hill 1, Wahler 1.

Team 25, Opponents 43

RUSHING

	No.	Yds.	Avg.	Long	TD
Johnson	196	666	3.4	21	4
Thompson	126	376	3.0	22	1
Chandler	26	111	4.3	12	0
Chandler(Phx)	8	32	4.0	12	0
Tupa	28	97	3.5	17	1
Centers	14	44	3.1	8	0
E. Jones	5	24	4.8	9	0
Gelbaugh	9	23	2.6	13	0
Proehl	3	21	7.0	17	0
Flagler	1	7	7.0	7	0
Kupp	1	5	5.0	5	0
Team	391	1,295	3.3	22	6
Opponents	493	2,136	4.3	60t	27

RECEIVING

	No.	Yds.	Avg.	Long	TD
E. Jones	61	957	15.7	53	4
Proehl	55	766	13.9	62t	2
R. Hill	43	495	11.5	31t	1
Johnson	29	225	7.8	51t	2
Centers	19	176	9.3	23	0
Jorden	15	127	8.5	19	0
Jackson	8	108	13.5	30	0
Flagler	8	85	10.6	17	0
Reeves	8	45	5.6	13	0
Thompson	7	52	7.4	14	0
W.Williams	1	3	3.0	3t	1
Team	254	3,039	12.0	62t	10
Opponents	268	3,069	11.5	43	12

INTERCEPTIONS

	No.	Yds.	Avg.	Long	TD
McDonald	4	63	15.8	38	0
A. Williams	6	60	10.0	32	0
McDonald	5	36	7.2	13	0
Lynch	3	59	19.7	35t	1
Zordich	1	27	27.0	27	0
Duerson	1	5	5.0	5	0
Fain (Cin-Phx.)	1	1	1.0	1	0
Fain (Phx.)	0	0	0.0	0	0
Patterson	1	0	0.0	0	0
Team	17	187	11.0	35t	1
Opponents	25	399	16.0	79	1

PUNT RETURNS

	Ret.	FC	Yds.	Avg.	Long	TD
Jackson	31	3	244	7.9	19	0
Centers	5	2	30	6.0	12	0
Proehl	4	0	26	6.5	14	0
Edwards	1	1	7	7.0	7	0

Team	41	6	307	7.5	19	0
Opponents	48	12	313	6.5	24	0

KICKOFF RETURNS

	No.	Yds.	Avg.	Long	TD
Centers	16	330	20.6	39	0
Edwards	13	261	20.1	36	0
Flagler	12	208	17.3	32	0
R. Hill (Miami)	9	146	16.2	33	0
R. Hill (Phx.)	8	113	14.1	25	0
Jackson	2	41	20.5	21	0
Lomack	1	19	19.0	19	0
Team	52	972	18.7	39	0
Opponents	42	958	22.8	99t	1

PUNTING

	No.	Yds.	Avg.	Net	TB	In20	Lg	Blk.
Camarillo	76	3,445	45.3	38.9	7	19	60	1
Team	773	44,544.7	38.9	7	19	60	1	
Opponents	713	20,745.2	37.71	24	65	0		

FIELD GOALS

	1-19	20-29	30-39	40-49	50+
G. Davis	0-0	6-6	7-7	5-10	3-7
Team	0-0	6-6	7-7	5-10	3-7
Opponents	1-1	6-6	3-4	5-11	0-1

USUAL STARTING LINEUP

Offense	Defense
WR.....Ernie Jones	LE.....Jeff Faulkner
LT.....Luis Sharpe	NG.....Jim Wahler
LG.....Joe Wolf	RE.....Craig Patterson
.....Vernice Smith	LOLB.Fredie Joe Nunn
C.....Bill Lewis	LILB.....Garth Jax
RG.....Lance Smith	RILB.....Eric Hill
RT.....Tootie Robbins	ROLB.....Ken Harvill
TE.....Walter Reeves	LCB.....Aeneas Williams
WR.....Ricky ProehlLorenzo Lynch
QB.....Tom Tupa	RCB.....Lorenzo Lynch
H-B.....Tim JordenAeneas Williams
RB.....Johnny Johnson	SS.....Tim McDonald
K.....Greg Davis	FS.....Michael Zordich
	P.....Rich Camarillo

NOTES

Encouragement from 4-0 preseason record and 2-0 start to regular season quickly dissipates as Cards drop 12 of next 14 games to finish 4-12, the most losses in franchise history ... QB Timm Rosenbach suffers ruptured anterior cruciate ligament in right knee in non-contact drill during evening practice Aug. 21 and misses season after reconstructive surgery ... Cards gamble in first round of NFL Draft by selecting DT Eric Swann despite no college playing experience ... little-known Southern University walk-on CB Aeneas Williams, picked in third round, starts 15 of 16 games and his six interceptions share NFC lead, making him the first rookie cornerback to achieve the feat since the Cowboys' Everson Walls (11) in 1991 ... LB Eric Hill returns a fumble 85 yards for a touchdown in season-opener at L.A. Rams Sept. 1, one of a team-record five Card fumble recoveries.

FINAL NFC EAST STANDINGS

Team	W	L	T	Pct.	Pts.	OP
Washington#	14	2	0	.875	485	224
Dallas*	11	5	0	.688	342	310
Philadelphia	10	6	0	.625	285	244
N.Y. Giants	8	8	0	.500	281	297
Phoenix	4	12	0	.250	196	344
#Top NFC playoff seed						
*Wild-card playoff qualifiers						



1992 (4-12)

HEAD COACH JOE BUGEL

Sept. 6	At Tampa Bay	L	7-23	41,315
Sept. 13	Philadelphia	L	21-31	42,533
Sept. 20	At Dallas	L	20-31	62,575
Sept. 27	Open Date			
Oct. 4	Washington	W	27-24	34,488
Oct. 11	At N.Y. Giants	L	21-31	70,042
Oct. 18	New Orleans	L	14-31	27,735
Oct. 25	At Phila.	L	3-7	64,676
Nov. 1	San Francisco	W	24-14	47,642
Nov. 8	At L.A. Rams	W	20-14	40,788
Nov. 15	At Atlanta	L	17-20	58,477
Nov. 22	Dallas	L	10-16	72,439
Nov. 29	At Washington	L	3-41	53,541
Dec. 6	San Diego	L	21-27	26,880
Dec. 12	N.Y. Giants	W	19-0	28,452
Dec. 20	At Indy	L	13-16	46,763
Dec. 27	Tampa Bay	L	3-7	29,645

243-332

Home: 3-5 (309,814). Away: 1-7 (438,177).

TEAM STATISTICS

	Cards	Opp.
Total First Downs.....	277	281
Rushing	88	101
Passing	161	163
Penalty	28	17
Total Net Yards.....	4577	5126
Avg. Per Game	286.1	320.4
Total Plays	948	915
Avg. Per Play	4.8	5.6
Net Yards Rushing.....	1491	1635
Avg. Per Game	93.2	102.2
Total Rushes	395	436
Net Yards Passing.....	3086	3491
Avg. Per Game	192.9	218.2
Sacked/Yards Lost	36/258	27/196
Gross Yards	3,344	3,687
Att./Comp./Pct.517/298/57.6452/276/61.1		
Had Intercepted	24	16
Punts/Average.....	58/42.8	62/42.8
Penalties/Yards.....	85/722	101/826
Fumbles/Lost.....	26/18	25/12
Touchdowns.....	29	40
Rushing	11	13
Passing	15	24
Returns	3	3

SCORE BY PERIOD

	Q1	Q2	Q3	Q4	OT	Pts.
Team	58	70	43	72	0	243
Opponents	62	108	88	74	0	332

SCORING

	TD	R	P	R	PAT	FG	S	Pts.
G. Davis	0	0	0	0	28/2813	260	67	0
Johnson	6	6	0	0	0/0	0	36	0
E. Jones	4	0	4	0	0/0	0	24	0
R. Hill	3	0	3	0	0/0	0	18	0
Massey	3	0	0	3	0/0	0	18	0
Proehl	3	0	3	0	0/0	0	18	0
Bailey	2	1	1	0	0/0	0	12	0
Brown	2	2	0	0	0/0	0	12	0
Centers	2	0	2	0	0/0	0	12	0
Chandler	1	1	0	0	0/0	0	6	0
Edwards	1	0	1	0	0/0	0	6	0
Jackson	1	0	1	0	0/0	0	6	0
Thompson	1	1	0	0	0/0	0	6	0
Swann	0	0	0	0	0/0	0	1	2

PASSING

	Att.	Comp.	Yds.	Comp. %	Yds./Att.	TD	TD%	Int.	Int. %	Long	Sack/Lost	Rating
Chandler	413	245	2,832	59.3	6.86	15	3.6	15	3.6	72t	29/226	77.1
Rosenbach	92	49	483	53.3	5.25	0	0.0	6	6.5	45	7/32	41.2
Sacca	11	4	29	36.4	2.64	0	0.0	2	18.2	16	0/0	5.3
Proehl	1	0	0	0.0	0.00	0	0.0	1	100.0	0	0/0	0.0
Team	517	298	3,344	57.6	6.47	15	2.9	24	4.6	72t	36/258	67.4
Opponents	452	276	3,687	61.1	8.16	24	5.3	16	3.5	87t	27/196	89.9

SCORING (CONT.)

	TD	R	P	R	PAT	FG	S	Pts.
Camarillo	0	0	0	0	0/1	0/0	0	0
Team	29	11	15	3	28/2913	261	243	
Opponents	40	13	24	3	38/4018	280	332	

SACKS

Harvey, 6.0; M. Jones, 6.0; Nunn, 4.0; Bankston, 2.0; R. Davis 2.0; Ruckett 2.0; Swann 2.0; Hyche 1.0; J.Jones 1.0; Faulkner 0.5; McDonald 0.5.
Team 27.0, Opponents 36.0

RUSHING

	No.	Yds.	Avg.	Long	TD
Johnson	178	734	4.1	42t	6
Bailey	52	233	4.5	15	1
Brown	68	194	2.9	13	2
Chandler	36	149	4.1	18	1
Centers	37	139	3.8	28	0
Proehl	3	23	7.7	10	0
Rosenbach	9	11	1.2	10	0
Thompson	8	8	1.0	6	1
R. Hill	1	4	4.0	4	0
Blount	1	-1	-1.0	-1	0
E. Jones	2	-3	-1.5	-1	0
Team	395	1,491	3.8	42t	11
Opponents	436	1,635	3.8	63t	13

RECEIVING

	No.	Yds.	Avg.	Long	TD
Proehl	60	774	12.4	63t	3
R. Hill	58	861	14.8	49	3
Centers	50	417	8.3	26	2
E. Jones	38	559	14.7	72t	4
Bailey	33	331	10.0	34	1
Edwards	14	147	10.5	25t	1
Johnson	14	103	7.4	26	0
Rolle	13	64	4.9	12	0
Brown	7	54	7.7	18	0
Reeves	6	28	4.7	12	0
Blount	3	18	6.0	18	0
Ware	1	13	13.0	13	0
Jackson	1	5	5.0	5t	1
Team	298	3,344	11.2	72t	15
Opponents	276	3,687	13.4	87t	24

INTERCEPTIONS

	No.	Yds.	Avg.	Long	TD
Massey	5	147	29.4	46t	3
Zordich	3	37	12.3	23	0
A. Williams	3	25	8.3	23	0
McDonald	2	35	17.5	20	0
D. Davis	2	27	13.5	27	0
J. Jones	1	27	27.0	27	0
Team	16	298	18.6	46t	3
Opponents	24	279	11.6	65	1

PUNT RETURNS

	Ret.	FC	Yds.	Avg.	Long	TD
Bailey	20	8	263	13.2	65	0
Blount	13	4	101	7.8	16	0
Team	33	12	364	11.0	65	0
Opponents	22	11	141	6.4	26	0

KICKOFF RETURNS

	No.	Yds.	Avg.	Long	TD
Bailey	28	690	24.6	63	0
Blount	11	251	22.8	52	0
Edwards	8	143	17.9	24	0
Jackson	1	17	17.0	17	0
Rolle	1	10	10.0	10	0
L. Smith	2	16	8.0	13	0
Team	51	1,127	22.1	63	0
Opponents	42	767	18.3	43	0

PUNTING

	No.	Yds.	Avg.	Net	TB	In20	Lg	Blk.
Camarillo	54	2,317	42.9	39.6	2	23	73	0
G. Davis	4	167	41.8	36.8	1	0	52	0
Team	58	2,484	42.8	39.4	3	23	73	0
Opponents	62	2,656	42.8	34.7	1	13	62	0

FIELD GOALS

	1-19	20-29	30-39	40-49	50+
G. Davis	0-0	6-10	3-4	4-9	0-3
Team	0-0	6-10	3-4	4-9	0-3
Opponents	1-1	6-6	5-9	4-9	2-3

USUAL STARTING LINEUP

Offense	Defense
WR Randal Hill	LEJeff Faulkner
	Ernie Jones
LT Luis Sharpe	DTJim Wahler
LGMark May	Michael Bankston
CDanny Villa	DTMike Jones
	Keith Rucker
RG Lance Smith	REFreddie Joe Nunn
RTRick Cunningham	Reuben Davis
	Danny Villa
TE Walter Reeves	ILBEric Hill
WR Ricky Proehl	OLBKen Harvey
QB Timm Rosenbach	LB/DBLorenzo Lynch
	Chris Chandler
H-B Butch Rolle	RCBAeneas Williams
RBJohnny Johnson	SSTim McDonald
Ivory Lee Brown	FSMichael Zordich
K.....Greg Davis	P.....Rich Camarillo

NOTES

Despite considerable improvement on both offense and defense, Cards lose six games by six points or less to post a second consecutive 4-12 season ... defense allows fewest rushing yards (1,635) in 24 seasons (1,558, 1968) and fewest points (332) since 1978 (296) ... CB **Robert Massey** becomes 17th player in NFL history to return two interceptions for touchdowns in one game (31 and 41 yards in fourth quarter Oct. 4 vs. Washington) ... Pro Bowl P **Rich Camarillo** narrowly misses becoming the first player in NFL history to achieve a 40-yard net punting average with a 39.6-yard net mark.

FINAL NFC EAST STANDINGS

Team	W	L	T	Pct.	Pts.	OP
Dallas*	13	3	0	.813	409	243
Philadelphia*	11	5	0	.688	354	245
Washington*	9	7	0	.563	300	255
N.Y. Giants	6	10	0	.375	306	367
Phoenix	4	12	0	.250	243	332

*Wild-card playoff qualifiers



1993 (7-9)

HEAD COACH JOE BUGEL

Sept. 5	At Philadelphia	L 17-23	59,831
Sept. 12	At Washington	W 17-10	53,525
Sept. 19	Dallas	L 10-17	73,025
Sept. 26	At Detroit	L 20-26	57,180
Oct. 3	Open Date		
Oct. 10	New England	L 21-23	36,115
Oct. 17	Washington	W 36-6	48,143
Oct. 24	At San Francisco	L 14-28	62,020
Oct. 31	New Orleans	L 17-20	36,778
Nov. 7	Philadelphia	W 16-3	41,634
Nov. 14	At Dallas	L 15-20	64,224
Nov. 21	Open Date		
Nov. 28	At N.Y. Giants	L 17-19	59,979
Dec. 5	L.A. Rams	W 38-10	33,964
Dec. 12	Detroit	L 14-21	39,393
Dec. 19	At Seattle	W 30-27 (OT)	45,737
Dec. 26	N.Y. Giants	W 17-6	53,414
Jan. 2	At Atlanta	W 27-10	44,360

326-269

Home: 4-4 (362,466). Away: 3-5 (446,856).

TEAM STATISTICS

	Cards	Opp.
Total First Downs.....	295	278
Rushing.....	107	106
Passing.....	173	158
Penalty.....	15	14
Total Net Yards.....	5213	5167
Avg. Per Game.....	325.8	322.9
Total Plays.....	1,007	962
Avg. Per Play.....	5.2	5.4
Net Yards Rushing.....	1809	1861
Avg. Per Game.....	113.1	116.3
Total Rushes.....	452	433
Net Yards Passing.....	3404	3306
Avg. Per Game.....	212.8	206.6
Sacked/Yards Lost.....	33/231	34/205
Gross Yards.....	3,635	3,511
Att./Comp./Pct. 522/310/59.4	495/281/56.8	
Had Intercepted.....	20	9
Punts/Average.....	73/43.7	78/42.7
Penalties/Yards.....	77/644	95/730
Fumbles/Lost.....	23/11	27/17
Touchdowns.....	37	27
Rushing.....	12	13
Passing.....	21	14
Returns.....	4	0

SCORE BY PERIOD

	Q1	Q2	Q3	Q4	OT	Pts.
Team	54	98	79	92	3	326
Opponents	58	84	53	74	0	269

Scoring

	TD	R	P	R	PAT	FG	S	Pts.
G. Davis	0	0	0	0	37/37	21/28	0	100
Moore	9	9	0	0	0/0	0/0	0	54
Proehl	7	0	7	0	0/0	0/0	0	42
Clark	4	0	4	0	0/0	0/0	0	24
R. Hill	4	0	4	0	0/0	0/0	0	24
Centers	3	0	3	0	0/0	0/0	0	18
Blount	2	1	0	1	0/0	0/0	0	12
Williams	2	0	2	0	0/0	0/0	0	12
Blount	1	1	0	0	0/0	0/0	0	6
Edwards	1	0	1	0	0/0	0/0	0	6
Hearst	1	1	0	0	0/0	0/0	0	6
Lynch	1	0	0	1	0/0	0/0	0	6
Reeves	1	0	1	0	0/0	0/0	0	6
Rolle	1	0	1	0	0/0	0/0	0	6
Swann	0	0	0	0	0/0	0/0	1	2
Team	37	12	21	4	37/37	21/28	32	266
Opponents	27	13	14	0	27/27	6/35	269	

PASSING

	Att.	Comp.	Yds.	Comp. %	Yds./Att.	TD	TD%	Int.	Int. %	Long	Sack/Lost	Rating
Beuerlein	418	258	3,164	61.7	7.57	18	4.3	17	4.1	65t	29/206	82.5
Chandler	103	52	471	50.5	4.57	3	2.9	2	1.9	27t	4/25	64.8
Hearst	1	0	0	0.0	0.00	0	0.0	1	100.0	0	0/0	0.0
Team	522	310	3,635	59.4	6.96	21	4.0	20	3.8	65t	33/231	78.0
Opponents	495	281	3,511	56.8	7.09	14	2.8	9	1.8	86	34/205	80.8

SACKS

Harvey 9.5, Nunn 6.5, Swann 3.5, Bankston 3, Booty 3, M. Jones 3, Stowe 1.5, R. Davis 1, E. Hill 1, Lynch 1, Oldham 1.

Team 34.0, Opponents 33.0

RUSHING

	No.	Yds.	Avg.	Long	TD
Moore	263	1,018	3.9	20	9
Hearst	76	264	3.5	57	1
Bailey	49	253	5.2	31	1
Centers	25	152	6.1	33	0
Proehl	8	47	5.9	17	0
Beuerlein	22	45	2.0	20	0
Blount	5	28	5.6	7	1
Chandler	3	2	0.7	1	0
Camarillo	1	0	0.0	0	0
Team	452	1,809	4.0	57	12
Opponents	433	1,861	4.3	48	13

RECEIVING

	No.	Yds.	Avg.	Long	TD
Centers	66	603	9.1	29	3
Proehl	65	877	13.5	51t	7
Clark	63	818	13.0	55	4
R. Hill	35	519	14.8	58t	4
Bailey	32	243	7.6	30	0
Edwards	13	326	25.1	65t	1
Rolle	10	67	6.7	22	1
Reeves	9	67	7.4	18	1
Hearst	6	18	3.0	9	0
Blount	5	36	7.2	9	0
Ware	3	45	15.0	27	0
Moore	3	16	5.3	6	0
Team	310	3,635	11.7	65t	21
Opponents	281	3,511	12.5	86	14

INTERCEPTIONS

	No.	Yds.	Avg.	Long	TD
Lynch	3	13	4.3	13	0
Williams	2	87	43.5	46t	1
Booty	2	24	12.0	19	0
Oldham	1	0	0.0	0	0
Zordich	1	0	0.0	0	0
Team	9	124	13.8	46t	1
Opponents	20	143	7.2	37	0

PUNT RETURNS

	Ret.	FC	Yds.	Avg.	Long	TD
Bailey	35	5	282	8.1	58t	1
Blount	9	3	90	10.0	25	0
Edwards	3	3	12	4.0	11	0
Team	47	11	384	8.2	58t	1
Opponents	30	19	267	8.9	33	0

KICKOFF RETURNS

	No.	Yds.	Avg.	Long	TD
Bailey	31	699	22.5	48	0
Blount	8	163	20.4	27	0
Edwards	3	51	17.0	20	0
Lofton	1	18	18.0	18	0
Smith	1	11	11.0	11	0
Moore	1	9	9.0	9	0
Team	45	951	21.1	48	0
Opponents	51	994	19.5	61	0

PUNTING

	No.	Yds.	Avg.	Net	TB	In20	Lg	Blk.
Camarillo	73	3,189	43.7	37.8	8	23	61	0
Team	733	189,437	7.37	37.8	8	23	61	0
Opponents	783	333,427	7.36	37.8	4	23	62	1

FIELD GOALS

	1-19	20-29	30-39	40-49	50+
G. Davis	1-1	11-11	1-1	4-10	4-5
Team	1-1	11-11	1-1	4-10	4-5
Opponents	1-1	11-12	7-10	6-9	1-3

USUAL STARTING LINEUP

Offense	Defense
WR..... Gary Clark	LE..... Michael Bankston
RT..... Randal Hill	Freddie Joe Nunn
LT..... Luis Sharpe	LT..... Eric Swann
LG..... Mark May	RT..... Keith Rucker
TE..... Joe Wolf	RE..... Reuben Davis
C..... Ed Cunningham	Freddie Joe Nunn
RG..... Lance Smith	ILB..... Eric Hill
RT..... Ricky Proehl	ILB..... Tyrone Stowe
TE..... Walter Reeves	Ken Harvey
WR..... Ricky Proehl	LCB..... Aeneas Williams
QB..... Steve Beuerlein	RCB..... Robert Massey
H-B..... Larry Centers	S..... Dave Duerson
Butch Rolle	Lorenzo Lynch
RB..... Ronald Moore	SS..... John Booty
Garrison Hearst	FS..... Chuck Cecil
K..... Greg Davis	Lorenzo Lynch
	P..... Rich Camarillo

NOTES

A 5-3 record and three consecutive victories to finish season 7-9 are not enough to save Head Coach Joe Bugel's job ... rushing offense improves from 26th (1992) to sixth overall and scoring jumps from 24th to fourth ... defensively, six opponents held to 10 points or less, a Cardinal first since 1936 ... first-round draft pick RB Garrison Hearst suffers season-ending knee injury in sixth game ... Pittsburgh (Kan.) State rookie RB Ronald Moore rushes for 1,018 yards and leads all NFL rookies with nine touchdowns ... Moore becomes only fifth rookie in NFL history to tally four rushing touchdowns in one game (vs. L.A. Rams, Dec. 5) ... franchise-record crowd of 73,025 sees Cards lose 17-10 to Dallas on Sept. 19 ... Cards snap 14-game losing streak at R.F.K. Stadium with a 17-10 victory Sept. 12, their first success at Washington since 1978.

FINAL NFC EAST

STANDINGS

Team	W	L	T	Pct.	Pts.	OP
Dallas#	12	4	0	.750	376	229
N.Y. Giants*	11	5	0	.688	288	205
Philadelphia	8	8	0	.500	293	315
Phoenix	7	9	0	.438	326	269
Washington	4	12	0	.250	230	345

#Top NFC playoff seed

*Wild-card playoff qualifier



ARIZONA CARDINALS

1994 (8-8)

HEAD COACH BUDDY RYAN

Sept. 4	At L.A. Rams	L	12-14	32,969
Sept. 11	N.Y. Giants	L	17-20	60,066
Sept. 18	At Cleveland	L	0-32	62,818
Sept. 25	Open Date			
Oct. 2	Minnesota	W	17-7	67,950
Oct. 9	At Dallas	L	3-38	64,518
Oct. 16	At Washington	W	19-16 (OT)	50,019
Oct. 23	Dallas	L	21-28	71,023
Oct. 30	Pittsburgh	W	20-17 (OT)	65,690
Nov. 6	At Phila.	L	7-17	64,952
Nov. 13	At N.Y. Giants	W	10-9	71,719
Nov. 20	Philadelphia	W	12-6	62,779
Nov. 27	Chicago	L	16-19 (OT)	65,922
Dec. 4	At Houston	W	30-12	39,821
Dec. 11	Washington	W	17-15	53,790
Dec. 18	Cincinnati	W	28-7	50,110
Dec. 24	At Atlanta	L	6-10	35,311
			235-267	

Home: 5-3 (497,330). Away: 3-5 (422,127).

TEAM STATISTICS

	Cards	Opp.
Total First Downs.....	287	245
Rushing	90	71
Passing	169	144
Penalty	28	30
Total Net Yards.....	4607	4408
Avg. Per Game	287.9	275.5
Total Plays	1,052	909
Avg. Per Play	4.4	4.8
Net Yards Rushing.....	1560	1370
Avg. Per Game	97.5	85.6
Total Rushes	480	409
Net Yards Passing.....	3047	3038
Avg. Per Game	190.4	189.9
Sacked/Yards Lost	34/237	35/272
Gross Yards	3,284	3,310
Att./Comp./Pct.	538/287/53.3	465/234/50.3
Had Intercepted	19	23
Punts/Average.....	98/40.8	90/40.9
Penalties/Yards	128/1,090	108/800
Fumbles/Lost.....	25/10	28/13
Touchdowns.....	24	31
Rushing	12	7
Passing	11	19
Returns	1	5

SCORE BY PERIOD

	Q1	Q2	Q3	Q4	OT	Pts.
Team	41	66	18	104	6	235
Opponents	74	83	62	45	3	267

SCORING

	TD	R	P	R	PAT	FG	S	Pts.
Davis	0	0	0	0	17/17	20/26	77	
Centers	7	5	2	0	0/0	0/0	0	42
Moore	5	4	1	0	0/0	0/0	0	32
Proehl	5	0	5	0	0/0	0/0	0	30
Peterson	0	0	0	0	4/4	2/4	0	10
Beuerlein	1	1	0	0	0/0	0/0	0	6
Clark	1	0	1	0	0/0	0/0	0	6
Hearst	1	1	0	0	0/0	0/0	0	6
McCants*	1	0	0	1	0/0	0/0	0	6
McCants**	1	0	0	1	0/0	0/0	0	6
Reeves	1	0	0	1	0/0	0/0	0	6
Ware**	1	0	1	0	0/0	0/0	0	6
Swann	0	0	0	0	0/0	0/1	2	
Team	24	12	11	1	21/21	23/31	235	
Opponents	31	7	19	5	28/25	24/32	267	

*NFL **Cardinals

2-Pt. Conversions: Moore.

Team 1/3, Opponents 1/2

PASSING

	Att.	Comp.	Yds.	Comp. %	Yds./Att.	TD	TD%	Int.	Int. %	Long	Sack/Lost	Rating
Beuerlein	255	130	1,545	51.0	6.06	5	2.0	9	3.5	63	20/129	61.6
Schroeder	238	133	1,510	55.9	6.34	4	1.7	7	2.9	48t	11/85	68.4
McMahon	43	23	219	53.5	5.09	1	2.3	3	7.0	33	3/23	46.6
Hearst	1	1	10	100.0	10.00	1	100.0	0	0.0	10t	0/0	147.9
Moore	1	0	0	0.0	0.00	0	0.0	0	0.0	0	0/0	39.6
Team	538	287	3,284	53.3	6.10	11	2.0	19	3.5	63	34/237	64.1
Opponents	465	234	3,310	50.3	7.12	19	4.1	23	4.9	85t	35/272	66.7

SACKS

Swann 7, Bankston 7, Joyner 6, Simmons 6, Miller 3, E. Hill 1.5, Hoage 1, Marshall 1, McCants (NFL) 1, McCants (Cardinals) 1, Wilson (NFL) 1, Wilson (Cardinals) 1, Lynch 0.5.

Team 35.0, Opponents 34.0

RUSHING

	No.	Yds.	Avg.	Long	TD
Moore	232	780	3.4	24	4
Centers	115	336	2.9	17	5
Higgs (NFL)	62	195	3.1	21	0
Higgs (AZ)	43	127	3.0	16	0
Hearst	37	169	4.6	36	1
Schroeder	16	59	3.7	16	0
Beuerlein	22	39	1.8	19	1
McMahon	6	32	5.3	17	0
Levy	3	15	5.0	22	0
Feagles	2	8	4.0	12	0
Samuels	1	1	1.0	1	0
Reeves	1	-1	-1.0	-1	0
McAfee (AZ)	2	-5	-2.5	2t	1
Team	480	1,560	3.3	36	12
Opponents	409	1,370	3.3	26	7

RECEIVING

	No.	Yds.	Avg.	Long	TD
Centers	77	647	8.4	36	2
Proehl	51	651	12.8	63	5
Clark	50	771	15.4	45	1
R.Hill	38	544	14.3	51	0
Ware	17	171	10.1	33	1
Reeves	14	202	14.4	33	1
Fann	12	96	8.0	16	0
Samuels	8	57	7.1	17	0
Moore	8	52	6.5	18	1
Hearst	6	49	8.2	29	0
Levy	4	35	8.8	15	0
Robinson	1	5	5.0	5	0
McAfee (AZ)	1	4	4.0	4	0
Team	287	3,284	11.4	63	11
Opponents	234	3,310	14.1	85t	19

INTERCEPTIONS

	No.	Yds.	Avg.	Long	TD
A. Williams	9	89	9.9	43	0
J. Williams	4	48	12.0	29	0
Hoage	3	64	21.3	41	0
Joyner	3	2	0.7	2	0
Lynch	2	35	17.5	23	0
McCants (NFL)	1	46	46.0	46t	1
McCants (AZ)	1	46	46.0	46t	1
Swann	1	0	0.0	0	0
Marshall	0	13	0.0	13	0
Team	23	297	12.9	46t	1
Opponents	19	262	13.8	93t	3

PUNT RETURNS

	Ret.	FC	Yds.	Avg.	Long	TD
Robinson	41	12	285	7.0	23	0
Reeves	1	1	1	1.0	1	0
Team	42	13	286	6.8	23	0
Opponents	40	22	270	6.8	16	0

KICKOFF RETURNS

	No.	Yds.	Avg.	Long	TD
Levy	26	513	19.7	31	0
Robinson	12	231	19.3	33	0
McAfee	7	113	16.1	29	0
Henesey	6	108	18.0	25	0
Reeves	3	83	27.7	53	0
Higgs (NFL)	2	25	12.5	17	0

KICKOFF RETURNS (CONT.)

	No.	Yds.	Avg.	Long	TD
Higgs (AZ)	2	25	12.5	17	0
Samuels	1	6	6.0	6	0
Team	57	1,079	18.9	53	0
Opponents	53	1,214	22.9	87t	1

PUNTING

	No.	Yds.	Avg.	Net	TB	In	20	Lg	Blk.
Feagles	98	3,997	40.8	36.0	10	33	54	0	
Team	983	99,740	83.6	81.0	33	54	0		
Opponents	903	67,740	93.5	7	9	29	58	1	

FIELD GOALS

	1-19	20-29	30-39	40-49	50+
Davis	0-0	10-11	3-4	6-7	1-4
Peterson	0-0	1-1	1-1	0-2	0-0
Team	0-0	11-12	4-5	6-9	1-4
Opponents	1-1	5-6	8-10	0-5	1-2

USUAL STARTING LINEUP

Offense	Defense
WR.....Randal Hill	LE.....Michael Bankston
LT.....Luis Sharpe	LT.....Eric Swann
Ben Coleman	RT.....Bernard Wilson
LG.....Ernest Dye	RE.....Clyde Simmons
C.....Ed Cunningham	LLB.....Seth Joyner
RG.....Ben Coleman	MLB.....Eric Hill
Anthony Redmon	RLB.....Wilber Marshall
RT.....Rick Cunningham	LCB.....Aeneas Williams
Joe Wolf	RCB.....James Williams
TE.....Derek Ware	SS.....Lorenzo Lynch
WR.....Ricky Proehl	FS.....Terry Hoage
QB.....Steve Beuerlein	P.....Jeff Feagles
Jay Schroeder	
FB.....Larry Centers	
RB.....Ronald Moore	
K.....Greg Davis	

NOTES

Colorful Buddy Ryan named head coach and general manager ... season-ticket sales nearly double to over 48,000 ... Sun Devil Stadium sells out three times and Cards establish franchise single-season attendance mark of 497,330, an average of 62,166 ... saddled with 0-3 start, Cards win five of last seven games to finish 8-8, their first non-losing record since 1984 ... defense ranks third in league—highest in 25 years—and Cards' 36 takeaways lead NFC ... offense leads league in time of possession but 23 touchdowns are fewest in NFL ... 10-game losing streak in Giants Stadium snapped with 10-9 win Nov. 13 ... team changes name to Arizona Cardinals ... CB Aeneas Williams earns first Pro Bowl berth.

FINAL NFC EAST STANDINGS

Team	W	L	T	Pct.	Pts.	OP
Dallas	12	4	0	.750	414	248
N.Y. Giants	9	7	0	.563	279	305
Arizona	8	8	0	.500	235	267
Philadelphia	7	9	0	.438	308	308
Washington	3	13	0	.188	320	412



1995 (4-12)

HEAD COACH BUDDY RYAN

Sept. 3	At Washington	L	7-27	52,731
Sept. 10	Philadelphia	L	19-31	45,004
Sept. 17	At Detroit	W	20-17	58,727
Sept. 24	At Dallas	L	20-34	64,560
Oct. 1	Kansas City	L	3-24	50,211
Oct. 8	At N.Y. Giants	L	21-27 (OT)	68,463
Oct. 15	Washington	W	24-20	42,370
Oct. 22	Open Date			
Oct. 29	Seattle	W	20-14 (OT)	39,600
Nov. 5	At Denver	L	6-38	71,488
Nov. 12	Minnesota	L	24-30 (OT)	51,342
Nov. 19	At Carolina	L	7-27	49,582
Nov. 26	Atlanta	W	40-37 (OT)	35,147
Nov. 30	N.Y. Giants	L	6-10	44,246
Dec. 9	At San Diego	L	25-28	55,258
Dec. 17	At Philadelphia	L	20-21	62,076
Dec. 25	Dallas	L	13-37	72,394

Home: 3-5 (380,314). Away: 1-7 (482,885).

TEAM STATISTICS

	Cards	Opp.
Total First Downs.....	285	310
Rushing	65	105
Passing	184	180
Penalty	36	25
Total Net Yards.....	4866	5704
Avg. Per Game	304.1	356.5
Total Plays	1,002	995
Avg. Per Play	4.9	5.7
Net Yards Rushing	1363	2249
Avg. Per Game	85.2	140.6
Total Rushes	387	503
Net Yards Passing	3503	3455
Avg. Per Game	218.9	215.9
Sacked/Yards Lost	55/390	31/200
Gross Yards	3,893	3,655
Att./Comp./Pct.560/327/58.4		
461/264/57.3		
Had Intercepted	24	19
Punts/Average.....	72/43.8	62/43.5
Penalties/Yards	119/835	117/860
Fumbles/Lost	41/19	39/23
Touchdowns	26	53
Rushing	3	14
Passing	17	33
Returns	6	6

SCORE BY PERIOD

	Q1	Q2	Q3	Q4	OT	Pts.
Team	35	108	53	70	9	275
Opponents	75	136	109	90	12	422

SCORING

	TD	R	P	R	PAT	FG	S	Pts.
G. Davis	0	0	0	0	19/19	30/39	0	109
Moore	5	0	5	0	0/0	0/0	0	32
Centers	4	2	2	0	0/0	0/0	0	24
Williams	3	0	3	0	0/0	0/0	0	18
Sanders	2	0	2	0	0/0	0/0	0	16
Edwards	2	0	2	0	0/0	0/0	0	12
Gaines	2	0	2	0	0/0	0/0	0	12
Hearst	2	1	1	0	0/0	0/0	0	12
McBride	2	0	2	0	0/0	0/0	0	12
Anderson	1	0	1	0	0/0	0/0	0	10
Lynch	1	0	0	1	0/0	0/0	0	6

PASSING

	Att.	Comp.	Yds.	Comp. %	Yds./Att.	TD	TD%	Int.	Int. %	Long	Sack/Lost	Rating
Krieg	521	304	3,554	58.3	6.82	16	3.1	21	4.0	48	53/380	72.6
Buck	321	20	271	62.5	8.47	1	3.1	0	0.0	28	2/10	99.9
Case	2	1	19	50.0	9.50	0	0.0	1	50.0	19	0/0	43.8
Hearst	2	1	16	50.0	8.00	0	0.0	0	0.0	16	0/0	77.1
Moore	2	1	33	50.0	16.50	0	0.0	1	50.0	33	0/0	56.3
Centers	1	0	0	0.0	0.00	0	0.0	1	100.0	0	0/0	0.0
Team	560	327	3,893	58.4	6.95	17	3.0	24	4.3	48	55/390	72.0
Opponents	461	264	3,655	57.3	7.93	33	7.2	19	4.1	73t	31/200	89.5

SCORING (CONT.)

	TD	R	P	R	PAT	FG	S	Pts.
McCants	1	0	0	1	0/0	0/0	0	6
Simmons	1	0	0	1	0/0	0/0	0	6
Team	26	3	17	6	19/1930	370	275	
Opponents	53	14	33	6	50/5118	250	422	
2-Pt. Conversions: Anderson 2, Sanders 2, Moore 1.								
Team 5/6, Opponents 0/0								

SACKS

Simmons 11, Swann 8.5, Bankston 2.0, Hill 2.0, Hoage 1.0, Irving 1.0, Joyner 1.0, Lynch 1.0, Miller 1.0, Wilson 1.0, Alexander 0.5, C. Brown 0.5, McCants 0.5.	
Team 31.0, Opponents 55.0	

RUSHING

	No.	Yds.	Avg.	Long	TD
Hearst	284	1,070	3.8	38	1
Centers	78	254	3.3	20	2
Krieg	19	29	1.5	17	0
Case	1	4	4.0	4	0
Feagles	2	4	2.0	4	0
Lassiter	1	1	1.0	1	0
Sanders	1	1	1.0	1	0
Buck	1	0	0.0	0	0
Johnson	2	-2	-1.0	0	0
Team	387	1,363	3.5	38	3
Opponents	503	2,249	4.5	76t	14

RECEIVING

	No.	Yds.	Avg.	Long	TD
Centers	101	962	9.5	32	2
Moore	63	907	14.4	45	5
Sanders	52	883	17.0	48	2
Edwards	29	417	14.4	28t	2
Hearst	29	243	8.4	39	1
Gaines	14	117	8.4	22t	2
McBride	13	112	8.6	24	2
Dowdell	10	96	9.6	23	0
Reeves	6	62	10.3	22	0
Fann	5	41	8.2	13	0
Anderson	3	34	11.3	18	1
Samuels	2	19	9.5	12	0
Team	327	3,893	11.9	48t	17
Opponents	264	3,655	13.8	73t	33

INTERCEPTIONS

	No.	Yds.	Avg.	Long	TD
Williams	6	86	14.3	48t	2
Joyner	3	9	3.0	11	0
Hunter	2	21	10.5	21	0
Alexander	2	14	7.0	14	0
Hoage	2	0	0.0	0	0
Lynch	1	72	72.0	72t	1
Bankston	1	28	28.0	28	0
Simmons	1	25	25.0	25t	1
Paul	1	4	4.0	4	0
Team	19	259	13.6	72t	4
Opponents	24	307	12.8	58t	4

PUNT RETURNS

	Ret.	FC	Yds.	Avg.	Long	TD
Edwards	18	11	131	7.3	16	0
Reeves	4	0	41	10.3	14	0
Dowdell	1	0	0	0.0	0	0
Team	23	11	172	7.5	16	0
Opponents	32	14	242	7.6	25	0

KICKOFF RETURNS

	No.	Yds.	Avg.	Long	TD
Terry	37	808	21.8	53	0
Dowdell	18	344	19.1	28	0
Johnson(NFL)	11	259	23.5	70	0
Johnson(AZ)	11	259	23.5	70	0
Edwards	3	50	16.7	24	0

KICKOFF RETURNS (CONT.)

	No.	Yds.	Avg.	Long	TD
Higgs	2	26	13.0	17	0
Anderson	1	17	17.0	17	0
Centers	1	15	15.0	15	0
Team	73	1,519	20.8	70t	0
Opponents	65	1,593	24.5	92t	2

PUNTING

	No.	Yds.	Avg.	Net	TB	In20	Lg	BkL.
Feagles	72	3,150	43.8	38.2	8	20	60	0
Team	723	15,043.8	38.2	8	20	60	0	
Opponents	622	6,944.3	38.1	8	21	65	0	

FIELD GOALS

	1-19	20-29	30-39	40-49	50+
Davis	1-1	13-14	9-10	6-8	1-6
Team	1-1	13-14	9-10	6-8	1-6
Opponents	0-0	8-8	5-7	3-7	2-3

USUAL STARTING LINEUP

Offense	Defense
WR.....Rob Moore	LT.....Michael Bankston
LT.....Ernest Dye	LT.....Eric Swann
Larry Tharpe	RT.....Bernard Wilson
LG.....Duval Love	RE.....Clyde Simmons
C.....Ed Cunningham	LLB.....Seth Joyner
Jamie Dukes	MLB.....Eric Hill
RG.....Anthony Redmon	RLB.....Terry Irving
Bernard Daffney	Jamir Miller
RT.....Larry Tharpe	LCB.....Aeneas Williams
Rob Selby	RCB.....Patrick Hunter
TE.....Wendall Gaines	Tito Paul
Oscar McBride	Lance Brown
WR.....Frank Sanders	SS.....Lorenzo Lynch
QB.....Dave Krieg	FS.....Brent Alexander
FB.....Larry Centers	Terry Hoage
RB.....Garrison Hearst	P.....Jeff Feagles
K.....Greg Davis	

NOTES

Cards lose seven of final eight games to drop to 4-12, costing Head Coach **Buddy Ryan** his job ... defense ranks last against the run and in scoring defense despite league highs of 42 takeaways and 23 fumble recoveries ... Arizona's offense leads NFL with 43 turnovers (24 interceptions, 19 lost fumbles) ... low light of season at expansion Carolina Nov. 19 as Cards gain just 96 total yards, their lowest output in 40 years ... **FB Larry Centers** earns first Pro Bowl honor as first running back in league history to eclipse 100-pass reception plateau with 101 catches, a franchise record ... **Garrison Hearst** owns dubious distinction of becoming first running back in NFL history to score only one rushing touchdown during a 1,000-yard (1,070) season.

FINAL NFC EAST

STANDINGS

Team	W	L	T	Pct.	Pts.	OP
Dallas#	12	4	0	.750	435	291
Philadelphia*	10	6	0	.625	318	338
Washington	6	10	0	.375	326	359
N.Y. Giants	5	11	0	.313	290	340
Arizona	4	12	0	.250	275	422

#Top NFC playoff seed

*Wild-card playoff qualifier

1996 (7-9)

HEAD COACH VINCE TOBIN

Sept. 1	At Indianapolis	L	13-20	48,133
Sept. 8	Miami	L	10-38	55,444
Sept. 15	At New England	L	0-31	59,118
Sept. 22	At New Orleans	W	28-14	34,316
Sept. 29	St. Louis	W	31-28 (OT)	33,116
Oct. 6	Open Date			
Oct. 13	At Dallas	L	3-17	64,096
Oct. 20	Tampa Bay	W	13-9	27,738
Oct. 27	New York Jets	L	21-31	28,088
Nov. 3	At N.Y. Giants	L	8-16	68,262
Nov. 10	At Washington	W	37-34 (OT)	51,929
Nov. 17	N.Y. Giants	W	31-23	34,294
Nov. 24	Philadelphia	W	36-30	36,175
Dec. 1	At Minnesota	L	17-41	45,767
Dec. 8	Dallas	L	6-10	70,763
Dec. 15	Washington	W	27-26	34,260
Dec. 22	At Philadelphia	L	19-29	63,658
			300-397	
Home: 5-3 (320,508). Away: 2-6 (435,279).				

TEAM STATISTICS

	Cards	Opp.
Total First Downs.....	308	336
Rushing	70	120
Passing	214	192
Penalty	24	24
Total Net Yards.....	5190	5361
Average Per Game	324.4	335.1
Total Plays	1,050	1,062
Average Per Play	4.9	5.0
Net Yards Rushing.....	1502	1862
Average Per Game	93.9	116.4
Total Rushes	401	514
Net Yards Passing.....	3688	3499
Average Per Game	230.5	218.7
Sacked/Yards Lost	36/229	28/185
Gross Yards	3,917	3,684
Att./Comp./Pct.613/336/54.8		
520/311/59.8		
Had Intercepted	21	11
Punts/Average.....	77/43.2	69/43.8
Penalties/Yards.....	106/873	104/841
Fumbles/Ball Lost.....	29/14	24/14
Touchdowns.....	33	44
Rushing	8	18
Passing	23	21
Returns	2	5

SCORE BY PERIOD

	Q1	Q2	Q3	Q4	OT	Pts.
Team	39	70	51	134	6	300
Opponents	56	130	90	121	0	397

SCORING

	TD	R	P	R	PAT	FG	S	Pts.
Butler	0	0	0	0	17/19	14/17	0	59
Centers	9	2	7	0	0/0	0/0	0	54
Davis	0	0	0	0	12/12	9/14	0	39
R. Moore	4	0	4	0	0/0	0/0	0	26
L. Johnson	4	3	1	0	0/0	0/0	0	24
Sanders	4	0	4	0	0/0	0/0	0	24
Dowdell	2	0	2	0	0/0	0/0	0	12
McElroy	2	1	1	0	0/0	0/0	0	12
Smith	2	1	1	0	0/0	0/0	0	12
Esiason	1	1	0	0	0/0	0/0	0	8
Carter	1	0	1	0	0/0	0/0	0	6
Edwards	1	0	1	0	0/0	0/0	0	6
McWilliams	1	0	1	0	0/0	0/0	0	6

PASSING

	Att.	Comp.	Yds.	Comp. %	Yds./Att.	TD	TD%	Int.	Int. %	Long	Sack/Lost	Rating
Esiason	339	190	2,293	56.0	6.76	11	3.2	14	4.1	64t	17/109	70.6
K. Graham	274	146	1,624	53.3	5.93	12	4.4	7	2.6	69	19/120	75.1
Team	613	336	3,917	54.8	6.39	23	3.8	21	3.4	69	36/229	72.6
Opponents	520	311	3,684	59.8	7.08	21	4.0	11	2.1	55	28/185	86.1

SCORING (CONT.)

	TD	R	P	R	PAT	FG	S	Pts.
Miller	1	0	0	1	0/0	0/0	0	6
Williams	1	0	0	1	0/0	0/0	0	6
Team	33	8	23	2	29/3123/310	300		
Opponents	44	18	21	5	41/4330/370	397		
2-Pt. Conversions: Esiason, Moore. Team 2/ 2, Opponents 1/ 1								

SACKS

Rice 12.5, Joyner 5.0, Swann 5.0, Miller 1.0, Ottis 1.0, B. Smith 1.0, Williams 1.0, Wilson 1.0, Bankston 0.5.

Team 28.0, Opponents 36.0

RUSHING

	No.	Yds.	Avg.	Long	TD
L. Johnson	141	634	4.5	70t	3
Centers	116	425	3.7	24	2
McElroy	89	305	3.4	32	1
K. Graham	21	87	4.1	19	0
Esiason	15	52	3.5	13	1
C. Smith	14	15	1.1	3	1
Feagles	1	0	0.0	0	0
McKinnon	1	-4	-4.0	-4	0
Sanders	2	-4	-2.0	1	0
Edwards	1	-8	-8.0	-8	0
Team	401	1,502	3.7	70t	8
Opponents	514	1,862	3.6	78	18

RECEIVING

	No.	Yds.	Avg.	Long	TD
Centers	99	766	7.7	39	7
Sanders	69	813	11.8	34	4
R. Moore	58	1,016	17.5	69	4
Edwards	29	311	10.7	31	1
Carter	26	329	12.7	36	1
Dowdell	20	318	15.9	64t	2
L. Johnson	15	176	11.7	35	1
McWilliams	7	80	11.4	21	1
McElroy	5	41	8.2	22t	1
Anderson	4	64	16.0	19	0
C. Smith	3	3	1.0	2	1
Terry	1	0	0.0	0	0
Team	336	3,896	11.6	69	23
Opponents	311	3,684	11.8	55	21

INTERCEPTIONS

	No.	Yds.	Avg.	Long	TD
Williams	6	89	14.8	65t	1
Alexander	2	3	1.5	3	0
Lassiter	1	20	20.0	20	0
Joyner	1	10	10.0	10	0
Bradford	1	0	0.0	0	0
Team	11	122	11.1	65t	1
Opponents	21	186	8.9	33	0

PUNT RETURNS

	Ret.	FC	Yds.	Avg.	Long	TD
Dowdell	34	8	297	8.7	35	0
Edwards	5	1	46	9.2	20	0
Team	39	9	343	8.8	35	0
Opponents	37	19	403	10.9	66t	1

KICKOFF RETURNS

	No.	Yds.	Avg.	Long	TD
McElroy	54	1,148	21.3	92	0
L. Johnson	10	198	19.8	27	0
Dowdell	5	122	24.4	31	0
Terry	4	84	21.0	30	0
McCleskey (N.O.)	1	18	18.0	18	0
McDonald	1	16	16.0	16	0
C. Smith	1	14	14.0	14	0
Team	75	1,582	21.1	92	0
Opponents	61	1,290	21.1	95t	1

PUNTING

	No.	Yds.	Avg.	Net	TB	In20	Lg	Blk.
Feagles	76	3,328	43.8	36.4	6	23	68	1
Team	773	32843.2	36.4	6	23	68	1	0
Opponents	693	02243.8	36.2	9	26	63	0	0

FIELD GOALS

	1-19	20-29	30-39	40-49	50+
Butler	1-1	6-6	5-8	2-2	0-0
Davis	0-0	7-9	1-2	1-3	0-0
Team	1-1	13-15	6-10	3-5	0-0
Opponents	0-0	14-14	10-11	5-10	1-2

USUAL STARTING LINEUP

Offense	Defense
WRRob Moore	LE ..Michael Bankston
LTLomas Brown	LTEric Swann
LGDuval Love	RTBernard Wilson
	RESimeon Rice
CMike Devlin	LLBSeth Joyner
	MLBEric Hill
RG ..Anthony Redmon	RLBJamir Miller
RTJoe Wolf	LCB ..Aeneas Williams
TEPat Carter	RCB ..Ronnie Bradford
WRFrank Sanders	SSMatt Darby
QBBoomer Esiason	FS ...Brent Alexander
	PJeff Feagles
FBLarry Centers	
RB ...Leeland McElroy	
	LeShon Johnson
KKevin Butler	
	Greg Davis

NOTES

Improvement from 4-12 to 7-9 record, underscored by an offense that jumps from 24th to 12th and a defense from 26th to 21st, highlight **Vince Tobin's** first season as head coach ... **RB LeShon Johnson** bursts for runs of 56 and 70 yards Sept. 22 at New Orleans—believed to be the longest touchdown runs on consecutive carries in NFL history—en route to franchise single-game rushing mark of 214 yards ... **QB Boomer Esiason** passes for 522 yards (third most in league history) in 37-34 overtime win at R.F.K. Stadium against Redskins on Nov. 10 ... 0-8 N.Y. Jets secure the only victory of their 1-15 season with 31-21 win at Arizona Oct. 27 ... first-round draft pick, Illinois DE **Simeon Rice**, sets Cardinal mark and equals then league rookie record with 12.5 quarterback sacks.

FINAL NFC EAST STANDINGS

Team	W	L	T	Pct.	Pts.	OP
Dallas	10	6	0	.625	286	250
Philadelphia*	10	6	0	.625	363	341
Washington	9	7	0	.563	364	312
Arizona	7	9	0	.438	300	397
N.Y. Giants	6	10	0	.375	242	297

*Wild-card playoff qualifier



1997 (4-12)

HEAD COACH VINCE TOBIN

Aug. 31	At Cincinnati	L	21-24	53,644
Sept. 7	Dallas	W	25-22 (OT)	70,060
Sept. 14	At Washington	L	13-19 (OT)	78,270
Sept. 21	Open Date			
Sept. 28	At Tampa Bay	L	18-19	53,804
Oct. 5	Minnesota	L	19-20	43,987
Oct. 12	N.Y. Giants	L	13-27	36,943
Oct. 19	At Philadelphia	L	10-13 (OT)	66,860
Oct. 26	Tennessee	L	14-41	42,333
Nov. 2	Philadelphia	W	31-21	35,850
Nov. 9	At Dallas	L	6-24	64,302
Nov. 16	At N.Y. Giants	L	10-19	68,316
Nov. 23	At Baltimore	W	16-13	53,976
Nov. 30	Pittsburgh	L	20-26 (OT)	64,322
Dec. 7	Washington	L	28-38	55,848
Dec. 14	At New Orleans	L	10-27	45,517
Dec. 21	Atlanta	W	29-26	25,273

Home: 3-5 (354,616). Away: 1-7 (484,689).

TEAM STATISTICS

	Cards	Opp.
Total First Downs.....	295	298
Rushing	79	112
Passing	186	167
Penalty	30	19
Total Net Yards.....	4713	5426
Average Per Game	294.6	339.1
Total Plays	1,075	1,049
Average Per Play	4.4	5.2
Net Yards Rushing.....	1255	2180
Average Per Game	78.4	136.3
Total Rushes	395	524
Net Yards Passing.....	3458	3246
Average Per Game	216.1	202.9
Sacked/Yards Lost	78/495	34/215
Gross Yards	3,953	3,461
Att./Comp./Pct.602/317/52.7491/279/56.8		
Had Intercepted	22	15
Punts/Average.....	92/43.8	94/43.9
Penalties/Yards.....	93/775	113/981
Fumbles/Ball Lost.....	27/20	16/5
Touchdowns.....	32	42
Rushing	9	13
Passing	19	23
Returns	4	6

SCORE BY PERIOD

	Q1	Q2	Q3	Q4	OT	Pts.
Team	44	67	85	84	3	283
Opponents	63	101	83	117	15	379

SCORING

	TD	R	P	R	PAT	FG	S	Pts.
Nedney	0	0	0	0	19/19	11/17	0	52
Rob Moore	8	0	0	0	0/0	0/0	0	50
Butler	0	0	0	0	9/10	8/12	0	33
Sanders	4	0	4	0	0/0	0/0	0	24
Gedney	4	0	4	0	0/0	0/0	0	26
Plummer	2	2	0	0	0/0	0/0	0	14
Centers	2	1	1	0	0/0	0/0	0	12
K. Graham	2	2	0	0	0/0	0/0	0	12
McElroy	2	2	0	0	0/0	0/0	0	12
A. Williams	2	0	2	0	0/0	0/0	0	12
Bennett	1	0	0	1	0/0	0/0	0	6
Carter	1	0	1	0	0/0	0/0	0	6
Case	1	1	0	0	0/0	0/0	0	6
Ron Moore	1	1	0	0	0/0	0/0	0	6

PASSING

	Att.	Comp.	Yds.	Comp. %	Yds./Att.	TD	TD%	Int.	Int. %	Long	Sack/Lost	Rating
Plummer	296	157	2,203	53.0	7.44	15	5.1	15	5.1	70t	52/291	73.1
K. Graham	250	130	1,408	52.0	5.63	4	1.6	5	2.0	47	16/115	65.9
Case	55	29	316	52.7	5.75	0	0.0	2	3.6	30	10/89	54.8
Sanders	1	1	26	100.0	26.00	0	0.0	0	0.0	26	0/0	118.8
Team	602	317	3,953	52.7	6.57	19	3.2	22	3.7	70t	78/495	68.6
Opponents	491	279	3,461	56.8	7.05	23	4.7	15	3.1	69	34/215	81.7

SCORING (CONT.)

	TD	R	P	R	PAT	FG	S	Pts.
C. Smith	1	1	0	0	0/0	0/0	0	6
K. Williams	1	0	1	0	0/0	0/0	0	6
Wilson	1	0	0	1	0/0	0/0	0	6
Team	32	9	19	4	28/2919	290	283	
Opponents	42	13	23	6	35/3730	350	379	

2-Pt. Conversions: Rob Moore, Plummer, Sanders. Team 3/3, Opponents 1/3

SACKS

Swann 7.5, M. Smith 6.0, Miller 5.5, Rice 5.0, Lassiter 3.0, Bankston 2.0, Caldwell 2.0, Howard 1.0, McCleskey 1.0, McKinnon 1.0.

Team 34.0, Opponents 78.0

RUSHING

	No.	Yds.	Avg.	Long	TD
McElroy	135	424	3.1	18	2
Ron Moore (NFL)	81	278	3.4	27t	1
Ron Moore (AZ)	57	175	3.1	16	0
Centers	101	276	2.7	14	1
Plummer	39	216	5.5	31	2
Johnson	23	81	3.5	11	0
Bouie	11	26	2.4	6	0
K. Graham	13	23	1.8	10	2
Gedney	1	15	15.0	15	0
Case	7	8	1.1	3	1
Sanders	1	5	5.0	5	0
C. Smith	4	5	1.3	2	1
McKinnon	1	3	3.0	3	0
Feagles	0	0	0.0	0	0
Swann	1	0	0.0	0	0
K. Williams	1	-2	-2.0	-2	0
Team	395	1,255	3.2	31	9
Opponents	524	2,180	4.2	44	13

RECEIVING

	No.	Yds.	Avg.	Long	TD
Rob Moore	97	1,584	16.3	47t	8
Sanders	75	1,017	13.6	70t	4
Centers	54	409	7.6	29	1
Gedney	23	261	11.3	37	4
K. Williams	20	273	13.7	31t	1
Edwards	20	203	10.2	33	0
McWilliams	7	75	10.7	15	0
Carter	7	44	6.3	15	1
McElroy	7	32	4.6	17	0
Ron Moore	4	34	8.5	13	0
Johnson	3	4	1.3	7	0
C. Smith	2	20	10.0	18	0
Brock	1	29	29.0	29	0
Plummer	1	2	2.0	2	0
Wilson	0	0	0.0	0	0
Team	317	3,953	12.5	70t	19
Opponents	279	3,461	12.4	69	23

INTERCEPTIONS

	No.	Yds.	Avg.	Long	TD
A. Williams	6	95	15.8	42t	2
McKinnon	3	40	13.3	17	0
Wilson	1	66	66.0	66t	1
McCleskey	1	15	15.0	15	0
Lassiter	1	10	10.0	10	0
Caldwell	1	5	5.0	5	0
Bennett	1	0	0.0	0	0
Rice	1	0	0.0	0	0
Team	15	231	15.4	66t	3
Opponents	22	289	13.1	41	2

PUNT RETURNS

	Ret.	FC	Yds.	Avg.	Long	TD
K. Williams	40	15	462	11.6	50	0
Edwards	1	1	-1	-1.0	-1	0
Team	41	16	461	11.2	50	0
Opponents	40	27	441	11.0	50	0

KICKOFF RETURNS

	No.	Yds.	Avg.	Long	TD
K. Williams	59	1,458	24.7	63	0
Bouie	6	136	22.7	27	0
C. Smith	3	50	16.7	21	0
Gedney	2	26	13.0	16	0
Ron Moore	1	17	17.0	17	0
Johnson	0	26	26	26	0
Team	71	1,696	24.2	63	0
Opponents	42	945	22.5	42	1

PUNTING

	No.	Yds.	Avg.	Net	TB	In20	Lq	Blk.
Feagles	91	4,028	44.3	36.810	24	62	1	
Team	924	02844.3	36.810	24	62	1		
Opponents	944	13043.9	35.616	26	66	2		

FIELD GOALS

	1-19	20-29	30-39	40-49	50+
Nedney	1-1	3-3	4-4	3-7	0-2
Butler	0-0	4-4	2-4	2-4	0-0
Team	1-1	7-7	6-8	5-11	0-2
Opponents	1-1	9-9	12-13	7-9	1-3

USUAL STARTING LINEUP

Offense	Defense
WR.....Rob Moore	LE..Michael Bankston
LT.....Lomas Brown	LT.....Eric Swann
LG.....Rob Selby	RT.....Bernard Wilson
.....Matt Joyce	RE.....Simeon Rice
C.....Mike Devlin	LLB.....Jamir Miller
RG.....Anthony Redmon	MLB.....Eric Hill
RT.....James DexterRonald McKinnon
.....Joe Wolf	RLB.....Ronald McKinnon
TE..Johnny McWilliamsTerry Irving
.....Pat Carter	LCB..Aeneas Williams
WR.....Frank Sanders	RCB.....Tom Knight
QB.....Jake Plummer	SS.....Matt Darby
.....Kent GrahamTommy Bennett
FB.....Larry Centers	FS...Brent Alexander
RB...Leeland McElroy	P.....Jeff Feagles
.....Joe Nedney	
.....Kevin Butler	

NOTES

Cards go 3-6 in nine games decided in final minute or overtime (four), including the first five ... QB **Jake Plummer** sets team rookie passing records by completing 157 of 296 passes (53 percent) for 2,203 yards and 15 touchdowns ... his 388 yards Nov. 15 at the Giants set NFL rookie single-game passing mark ... WR **Rob Moore** sets club single-season record with NFL-leading 1,555 receiving yards ... Moore (97 rec.) and WR **Frank Sanders** (75 rec., 1,017 yards) become the first pair of Card wide receivers to each better 1,000 yards in same season ... 66-yard interception return for a touchdown by T **Bernard Wilson** Nov. 2 vs. Eagles the longest in team history by a defensive lineman ... Cards snap 13-game Dallas series winning streak.

FINAL NFC EAST

STANDINGS

Team	W	L	T	Pct.	Pts.	OP
N.Y. Giants	10	5	1	.656	307	265
Washington	8	7	1	.531	327	289
Philadelphia	6	9	1	.406	317	372
Dallas	6	10	0	.375	304	314
Arizona	4	12	0	.250	283	379



1998 (9-7)

HEAD COACH VINCE TOBIN

Sept. 6	At Dallas	L	10-38	63,602
Sept. 13	At Seattle	L	14-33	57,678
Sept. 20	Philadelphia	W	17-3	36,717
Sept. 27	At St. Louis	W	20-17	55,832
Oct. 4	Oakland	L	20-23	52,178
Oct. 11	Chicago	W	20-7	47,860
Oct. 18	At N.Y. Giants	L	7-34	70,456
Oct. 25	Open Date			
Nov. 1	At Detroit	W	17-15	66,087
Nov. 8	Washington	W	29-27	43,159
Nov. 15	Dallas	L	28-35	69,923
Nov. 22	At Washington	W	45-42	66,435
Nov. 29	At Kansas City	L	24-34	69,613
Dec. 6	N.Y. Giants	L	19-23	46,128
Dec. 13	At Philadelphia	W	20-17 (OT)	62,176
Dec. 20	New Orleans	W	19-17	51,617
Dec. 27	San Diego	W	16-13	71,670

NFC Wild Card Playoff

Jan. 2 At Dallas W 20-7 62,969

NFC Divisional Playoff

Jan. 10 At Minnesota L 21-41 63,760

TEAM STATISTICS

	Cards	Opp.
Total First Downs.....	315	321
Rushing	98	117
Passing	179	177
Penalty	38	27
3rd Down: Made/Att.76/218	78/210	
3rd Down Pct.	34.9	37.1
4th Down: Made Att. 10/18	11/18	
4th Down Pct.	55.6	61.1
Possession Average... 29:15	30:45	
Total Net Yards.....	5109	5265
Avg. Per Game	319.3	329.1
Total Plays	1052	1049
Avg. Per Play	4.9	5.0
Net Yards Rushing 1627	1989	
Avg. Per Game	101.7	124.3
Total Rushes	450	492
Net Yards Passing 3482	3276	
Avg. Per Game	217.6	204.8
Sacked/Yards Lost	50/286	39/250
Gross Yards	3768	3526
Att./Completions	552/326	518/299
Completion Pct.	59.1	57.7
Had Intercepted	20	20
Punts/Average.....82/41.2	75/43.9	
Net Punting Average82/35.9	75/38.7	
Penalties/Yards.....88/758	114/954	
Fumbles/Balls Lost...30/16	31/19	
Touchdowns 36	44	
Rushing	18	18
Passing	17	21
Returns	1	5

SCORE BY PERIOD

	Q1	Q2	Q3	Q4	OT	Pts.
Team	61	99	69	93	3	325
Opponents	61	127	68	122	0	378

SCORING

	TD	R	P	R	PAT	FG	S	Pts.
Nedney	0	0	0	0	30/30	13/19	0	69
Murrell	10	8	2	0	0/0	0/0	0	60
Bates	6	6	0	0	0/0	0/0	0	36
Jacke	0	0	0	0	6/6	10/14	0	36
Moore	5	0	0	0	0/0	0/0	0	30
McWilliams	4	0	0	0	0/0	0/0	0	24
Plummer	4	4	0	0	0/0	0/0	0	24

PASSING

	Att.	Comp.	Yds.	Comp. %	Yds./Att.	TD	TD%	Int.	Int. %	Long	Sack/Lost	Rating
Plummer	547	324	3,737	59.2	6.83	17	3.1	20	3.7	57	49/280	75.0
D. Brown	5	2	31	40.0	6.20	0	0.0	0	0.0	19	1/6	61.3
Team	552	326	3,768	59.1	6.83	17	3.1	20	3.6	57	50/286	74.9
Opponents	518	299	3,526	57.7	6.81	21	4.1	20	3.9	87t	39/250	76.0

SCORING (CONT.)

	TD	R	P	R	PAT	FG	S	Pts.
Sanders	3	0	3	0	0/0	0/0	0	18
Centers	2	0	2	0	0/0	0/0	0	12
Bennett	1	0	0	1	0/0	0/0	0	6
Gedney	1	0	1	0	0/0	0/0	0	6
Team	36	18	17	1	36/3623	33/2	325	
Opponents	44	18	21	5	40/4124	300	378	

2-Pt. Conversions: Team 0/0, Opponents 0/0

SACKS

Rice 10.0, M. Smith 9.0, Wadsworth 5.0, Swann 4.0, Miller 3.0, McKinnon 2.0, Knight 1.0, Maddox 1.0, Sapp 1.0, Tillman 1.0, Williams 1.0, Wilson 1.0.

Team 39.0, Opponents 50.0

RUSHING

	No.	Yds.	Avg.	Long	TD
Murrell	274	1,042	3.8	32	8
Plummer	51	217	4.3	27	4
Bates	60	165	2.8	15	6
Centers	31	110	3.5	14	0
Pittman	29	91	3.1	11	0
D. Brown	1	2	2.0	2	0
Sanders	4	0	0.0	7	0
Team	450	1,627	3.6	32	18
Opponents	492	1,989	4.0	30t	18

RECEIVING

	No.	Yds.	Avg.	Long	TD
Sanders	89	1,145	12.9	42	3
Centers	69	559	8.1	54	2
Moore	67	982	14.7	57	5
Metcalfe	31	324	10.5	29	0
McWilliams	26	284	10.9	26	4
Gedney	22	271	12.3	32	1
Murrell	18	169	9.4	30	2
Brook	2	12	6.0	7	0
Bates	1	14	14.0	14	0
Anderson	1	8	8.0	8	0
Team	326	3,768	11.6	57	17
Opponents	299	3,526	11.8	87t	21

INTERCEPTIONS

	No.	Yds.	Avg.	Long	TD
Lassiter	8	80	10.0	29	0
McKinnon	5	25	5.0	17	0
Bennett	2	100	50.0	70t	1
Chavous	2	0	0.0	0	0
Williams	1	15	15.0	15	0
McCombs	1	14	14.0	14	0
McCleskey	1	1	1.0	1	0
Team	20	235	11.8	70t	1
Opponents	20	373	18.7	56t	4

PUNT RETURNS

	Ret.	FC	Yds.	Avg.	Long	TD
Metcalfe	43	7	295	6.9	24	0
Team	43	7	295	6.9	24	0
Opponents	38	21	313	8.2	43	0

KICKOFF RETURNS

	No.	Yds.	Avg.	Long	TD
Metcalfe	57	1,218	21.4	59	0
Pittman	4	84	21.0	22	0
Gedney	2	12	6.0	7	0
Team	63	1,314	20.9	59	0
Opponents	56	1,200	21.4	62	0

PUNTING

	No.	Yds.	Avg.	Net	BTIn20	Lg	Blk.
Plummer	81	3,378	41.7	35.9	6	12	67
Team	823	37,841	46.2	35.9	6	12	67
Opponents	753	29,643	39.7	38.7	5	26	64

FIELD GOALS

	1-19	20-29	30-39	40-49	50+
Nedney	0-0	6-6	1-1	5-8	1-4
Jacke	0-0	3-3	5-6	1-3	1-2
Team	0-0	9-9	6-7	6-11	2-6
Opponents	2-2	8-8	5-8	4-5	5-7

USUAL STARTING LINEUP

Offense	Defense
WR.....Rob Moore	LE.....Andre Wadsworth
LT.....Lomas Brown	LT.....Eric Swann
LG.....Chris Dishman	Rashod Swinger
C.....Aaron Graham	RT.....Mark Smith
RG.....Lester Holmes	RE.....Mike Rouse
RT.....James Dexter	LLB.....Jamir Miller
TE Johnny McWilliams	MLB.....Ronald McKinnon
WR.....Frank Sanders	RLB.....Tony McCombs
QB.....Jake Plummer	CB.....Aeneas Williams
FB.....Larry Centers	RCB.....Corey Chavous
RB.....Adrian Murrell	Tom Knight
K.....Joe Nedney	J.B. Brown
Chris Jacke	SS.....Tommy Bennett
	FS.....Kwame Lassiter
	Pat Tillman
	P.....Scott Player

NOTES

First postseason appearance since 1982, ending the NFL's longest playoff drought at 15 years ... first postseason berth in a non-strike season since 1975, first postseason victory since 1947, and first winning season and first 10-win campaign since 1984 ... eight NFC victories most since 1976 ... NFL record seven victories by three points or less, winning four on game-ending field goals ... seven of nine victories by 18 combined points earns "Wild Cards" nickname ... 45-point outburst at Washington Nov. 22 the Cards' best scoring output in 21 years ... seven of nine victories are QB Jake Plummer-led comebacks ... Plummer's three rushing touchdowns at Washington Nov. 22 the most by an NFL quarterback since the Saints' Archie Manning in 1977 ... RB Adrian Murrell becomes sixth player in NFL history to rush for over 1,000 yards for different teams in consecutive seasons ... WR Frank Sanders leads NFC (NFL runner-up) with 89 receptions ... FB Larry Centers becomes the Cardinals' career receiving leader ... eight defensive takeaways Oct. 11 vs. Chicago tie Seattle for NFL season best ... final three games provide largest viewing audiences in the history of three Phoenix television stations—the CBS, ABC, and FOX affiliates, respectively.

FINAL NFC EAST STANDINGS

Team	W	L	T	Pct.	Pts.	OP
Dallas	10	6	0	.625	381	275
Arizona*	9	7	0	.563	325	378
N.Y. Giants	8	8	0	.500	287	309
Washington	6	10	0	.375	319	421
Philadelphia	3	10	0	.188	161	344

*Wild-card playoff qualifier



1999 (6-10)

HEAD COACH VINCE TOBIN

Sept. 12	At Philadelphia	W	25-24	64,113
Sept. 19	At Miami	L	16-19	73,618
Sept. 27	San Francisco	L	10-24	70,993
Oct. 3	At Dallas	L	7-35	64,169
Oct. 10	N.Y. Giants	W	14-3	43,968
Oct. 17	Washington	L	10-24	51,789
Oct. 24	Open Date			
Oct. 31	New England	L	3-27	47,030
Nov. 7	At N.Y. Jets	L	7-12	77,857
Nov. 14	Detroit	W	23-19	41,924
Nov. 21	Dallas	W	13-9	64,773
Nov. 28	At N.Y. Giants	W	34-24	77,809
Dec. 5	Philadelphia	W	21-17	41,187
Dec. 12	At Washington	L	3-28	75,851
Dec. 19	Buffalo	L	21-31	59,509
Dec. 26	At Atlanta	L	14-37	47,074
Jan. 2	At Green Bay	L	24-49	59,818

Home: 4-4 (421,173). Away: 2-6 (540,309).

TEAM STATISTICS

	Cards	Opp.
Total First Downs.....	254	301
Rushing	77	128
Passing	150	157
Penalty	27	16
3rd Down: Made/Att.	72/221	94/232
3rd Down Pct.	32.6	40.5
4th Down: Made/Att.	4/17	4/15
4th Down Pct.	23.5	26.7
Possession Average... 27:10	32:51	
Total Net Yards.....	4010	5422
Avg. Per Game	250.6	338.9
Total Plays	999	1,068
Avg. Per Play	4.0	5.1
Net Yards Rushing	1,207	2265
Avg. Per Game	5.4	141.6
Total Rushes	396	542
Net Yards Passing	2803	3157
Avg. Per Game	175.2	197.3
Sacked/Yards Lost	45/282	33/229
Gross Yards	3,085	3,386
Att./Completions	558/287	493/294
Completion Pct.	51.4	59.6
Had Intercepted	30	17
Punts/Average.....	94/42.0	89/42.4
Net Punting Average	94/36.7	89/34.2
Penalties/Yards	70/481	112/938
Fumbles/Balls Lost...31/10	28/10	
Touchdowns	27	48
Rushing	13	17
Passing	11	25
Returns	3	6

SCORE BY PERIOD

	Q1	Q2	Q3	Q4	OT	Pts.
Team	19	97	50	79	0	245
Opponents	118	97	56	111	0	382

SCORING

	TD	R	P	R	PAT	FG	S	Pts.
Jacke	0	0	0	0	26/26	19/27	0	83
Bates	9	9	0	0	0/0	0/0	0	54
Moore	5	0	5	0	0/0	0/0	0	30
Boston	2	0	2	0	0/0	0/0	0	12
Pittman	2	2	0	0	0/0	0/0	0	12
Plummer	2	2	0	0	0/0	0/0	0	12
Cody	1	0	1	0	0/0	0/0	0	6
Fredrickson	1	0	0	1	0/0	0/0	0	6
Lassiter	1	0	0	1	0/0	0/0	0	6
Lassiter	1	0	0	1	0/0	0/0	0	6
Makovicka	1	0	1	0	0/0	0/0	0	6

PASSING

	Att.	Comp.	Yds.	Comp. %	Yds./Att.	TD	TD%	Int.	Int. %	Long	Sack/Lost	Rating
Plummer	381	201	2,111	52.8	5.54	9	2.4	24	6.3	63	27/152	50.8
Brown	169	84	944	49.7	5.59	2	1.2	6	3.6	71	18/130	55.9
Greisen	6	1	4	16.7	0.67	0	0.0	0	0.0	4	0/0	39.6
Pittman	1	1	26	100.0	26.00	0	0.0	0	0.0	26	0/0	118.8
Sanders	1	0	0	0.0	0.00	0	0.0	0	0.0	0	0/0	39.6
Team	558	287	3,085	51.4	5.53	11	2.0	30	5.4	71	45/282	52.2
Opponents	493	294	3,386	59.6	6.87	25	5.1	17	3.4	77t	33/229	82.9

SCORING (CONT.)

	TD	R	P	R	PAT	FG	S	Pts.
McWilliams	1	0	1	0	0/0	0/0	0	6
Sanders	1	0	1	0	0/0	0/0	0	6
Swann	1	0	0	1	0/0	0/0	0	6
Team	27	13	11	3	26/2619	270	245	
Opponents	48	17	25	6	44/4516	241	382	

2-Pt. Conversions: Team 0/1, Opponents 0/3

RACKS

Rice 16.5, Swann 4, Burke 2.5, Fredrickson 2, Wadsworth 2, Drake 1, McKinnon 1, Ottis 1, Sapp 1, Swinger 1, Walz 1.

Team 33, Opponents 45

RUSHING

	No.	Yds.	Avg.	Long	TD
Murrell	193	553	2.9	22	0
Pittman	64	289	4.5	58t	2
Bates	72	202	2.8	16	9
Plummer	39	121	3.1	17	2
Brown	13	49	3.8	10	0
Makovicka	8	7	0.9	7	0
Tillman	1	4	4.0	4	0
Boston	5	0	0.0	7	0
Player	1	-18	-18.0	-18	0
Team	396	1,207	3.0	58t	13
Opponents	542	2,265	4.2	68t	17

RECEIVING

	No.	Yds.	Avg.	Long	TD
Sanders	79	954	12.1	63	1
Murrell	49	335	6.8	23	0
Boston	40	473	11.8	43	2
Moore	37	621	16.8	71	5
Hardy	30	222	7.4	23	0
Pittman	16	196	12.3	46	0
McWilliams	11	71	6.5	11	1
Makovicka	10	70	7.0	15	1
Cody	6	60	10.0	16	1
Bates	5	34	6.8	18	0
McCullough	3	45	15.0	31	0
McKinley	1	4	4.0	4	0
Team	287	3,085	10.7	71	11
Opponents	294	3,386	11.5	77t	25

INTERCEPTIONS

	No.	Yds.	Avg.	Long	TD
Lassiter	2	110	55.0	78t	1
Fredrickson	2	57	28.5	34t	1
Knight	2	16	8.0	16	0
Tillman	2	7	3.5	6	0
Williams	2	5	2.5	8	0
Swann	1	42	42.0	42t	1
Wadsworth	1	23	23.0	23	0
Bennett	1	13	13.0	13	0
McCleskey	1	2	2.0	2	0
Chavous	1	1	1.0	1	0
Drake	1	0	0.0	0	0
McKinnon	1	0	0.0	0	0
Team	17	276	16.2	78t	3
Opponents	30	336	11.2	59t	2

PUNT RETURNS

	Ret.	FC	Yds.	Avg.	Long	TD
Cody	32	12	373	11.7	31	0
Boston	7	0	62	8.9	43	0
Pittman	4	0	16	4.0	7	0
Knight	3	1	38	12.7	27	0
McCleskey	1	0	0	0.0	0	0
Team	47	13	489	10.4	43	0
Opponents	53	16	340	6.4	36	0

KICKOFF RETURNS

	No.	Yds.	Avg.	Long	TD
Bates	52	1,231	23.7	68	0
Cody	4	76	19.0	29	0
Tillman	3	33	11.0	18	0
Pittman	2	31	15.5	22	0
Dishman	1	9	9.0	9	0
Lassiter	1	13	13.0	13	0
Makovicka	1	10	10.0	10	0
Team	64	1,403	21.9	68	0
Opponents	59	1,224	20.7	88t	2

PUNTING

	No.	Yds.	Avg.	Net	TB	In20	Lg	Blk.
Player	94	3,948	42.0	36.7	8	18	60	0
Team	943	9,484	42.0	36.7	8	18	60	0
Opponents	893	7,754	42.4	34.2	12	23	69	0

FIELD GOALS

	1-19	20-29	30-39	40-49	50+
Jacke	0-0	5-5	10-12	4-7	0-3
Team	0-0	5-5	10-12	4-7	0-3
Opponents	0-0	5-7	6-6	4-8	1-3

USUAL STARTING LINEUP

Offense	Defense
WR.....Rob Moore	LE..Andre Wadsworth
LT.....Matt Joyce	Brad Ottis
LJ.....L.J. Shelton	LT.....Rashod Swinger
LG.....Chris Dishman	RT.....Jerry Drake
TE.....Matt Joyce	RE.....Simeon Rice
C.....Aaron Graham	LLB..Rob Fredrickson
RG.....Lester Holmes	MLB.Ronald McKinnon
RT.....Anthony Clement	RLB.....Zack Walz
TE.....Terry Hardy	LCB..Aeneas Williams
WR.....Frank Sanders	RCB.....Tom Knight
QB.....Jake Plummer	SS...Tommy Bennett
FB.....Joel Makovicka	FS...Kwame Lassiter
RB.....Adrian Murrell	P.....Scott Player
K.....Chris Jacke	

NOTES

RB Mario Bates' nine rushing touchdowns a team best since 1993 ... K Chris Jacke's 31-yard game-winning field goal in season-opener at Philadelphia makes him the first NFL kicker to win four consecutive regular-season games with walk-off three-pointers ... Mac Cody's 11.7-yard punt-return average leads NFC ... WR Frank Sanders' 13 receptions in finale at Green Bay most by a Card since 1962 ... RB Michael Pittman logs 133 rushing yards against Detroit in first career start ... MLB Ronald McKinnon becomes first Cardinal to crack 200-tackle plateau (223 total stops) ... OLB Rob Fredrickson sets franchise modern-day record with 22 total tackles vs. N.Y. Jets and becomes first Card linebacker to return an interception for a touchdown since 1987.

FINAL NFC EAST

STANDINGS

Team	W	L	T	Pct.	Pts.	OP
Washington	10	6	0	.625	443	377
Dallas*	8	8	0	.500	352	276
N.Y. Giants	7	9	0	.438	299	358
Arizona	6	10	0	.375	245	382
Philadelphia	5	11	0	.313	272	357

*Wild-card playoff qualifier

2000 (3-13)

HEAD COACH VINCE TOBIN

(7 GAMES)

HEAD COACH DAVE MCGINNIS

(9 GAMES)

Sept. 3	At N.Y. Giants	L	16-21	77,434
Sept. 10	Dallas	W	32-31	58,303
Sept. 17	Open Date			
Sept. 24	Green Bay	L	3-29	69,568
Oct. 1	At San Francisco	L	20-27	66,985
Oct. 8	Cleveland	W	29-21	39,148
Oct. 15	Philadelphia	L	14-33	36,590
Oct. 22	At Dallas	L	7-48	62,981
Oct. 29	New Orleans	L	10-21	35,016
Nov. 5	Washington	W	16-15	44,723
Nov. 12	At Minnesota	L	14-31	64,223
Nov. 19	At Philadelphia	L	9-34	65,356
Nov. 26	N.Y. Giants	L	7-31	38,909
Dec. 3	At Cincinnati	L	13-24	50,289
Dec. 10	At Jacksonville	L	10-44	53,472
Dec. 17	Baltimore	L	7-13	37,452
Dec. 24	At Washington	L	3-20	65,711
			210-443	
Home: 3-5 (359,709). Away: 0-8 (506,451).				

TEAM STATISTICS

	Cards	Opp.
Total First Downs.....	253	345
Rushing	71	149
Passing	156	175
Penalty	26	21
3rd Down: Made/Att.75/199		105/222
3rd Down Pct.	37.7	47.3
4th Down: Made Att. 8/27		10/15
4th Down Pct.	29.6	66.7
Possession Average....	26:32	33:28
Total Net Yards.....	4,528	5,737
Average Per Game	283.0	358.6
Total Plays	932	1,062
Average Per Play	4.9	5.4
Net Yards Rushing	1,278	2,609
Average Per Game	79.9	163.1
Total Rushes	343	579
Net Yards Passing.....	3,250	3,128
Average Per Game	203.1	195.5
Sacked/Yards Lost	35/228	25/135
Gross Yards	3,478	3,263
Att./Comp./Pct.554/316/57.0458/295/64.4		
Had Intercepted	24	10
Punts/Average.....	65/44.2	59/41.1
Penalties/Yards.....	96/785	96/914
Fumbles/Ball Lost	32/20	17/10
Touchdowns	24	52
Rushing	6	29
Passing	16	19
Returns	2	4

SCORE BY PERIOD

	Q1	Q2	Q3	Q4	OT	Pts.
Team	30	48	57	75	0	210
Opponents	114	130	95	104	0	443

SCORING

	TD	R	P	R	PAT	FG	S	Pts.
Blanchard	0	0	0	0	18/19	16/23	0	66
Boston	7	0	7	0	0/0	0/0	0	42
Pittman	6	4	2	0	0/0	0/0	0	36
Sanders	6	0	6	0	0/0	0/0	0	36
Jones	2	2	0	0	0/0	0/0	0	12
Hardy	1	0	1	0	0/0	0/0	0	6
Jenkins	1	0	1	0	0/0	0/0	0	6
Team	24	6	16	2	18/19	16/23	0	210
Opponents	52	29	19	4	50/51	27/34	0	443
2-Pt. Conversions: Team 0/ 5, Opponents 0/ 1								

PASSING

	Att.	Comp.	Yds.	Comp. %	Yds./Att.	TD	TD%	Int.	Int. %	Long	Sack/Lost	Rating
Plummer	475	270	2,946	56.8	6.20	13	2.7	21	4.4	70t	22/151	66.0
Brown	69	40	467	58.0	6.77	2	2.9	3	4.3	44t	10/53	70.1
Greisen	10	6	65	60.0	6.50	1	100.0	0	0.0	26t	3/24	112.5
Player	0	0	0	0.0	0.0	0	0.0	0	0.0	0	1/11	0.0
Team	554	316	3,478	57.0	6.28	16	2.9	24	4.3	70t	36/239	67.4
Opponents	458	295	3,263	64.4	7.12	19	4.1	10	2.2	65t	36/239	90.2

SACKS

Rice 7.5, McKinnon 4, Smith 3, Folston 2, Maddox 1.5, Tillman 1.5, Fredrickson 1, Issa 1, Knight 1, Ottis 1, Wadsworth 1, Davis 0.5.
Team 25.0, Opponents 35.0

RUSHING

	No.	Yds.	Avg.	Long	TD
Pittman	184	719	3.9	29	4
Jones	112	373	3.3	29	2
Plummer	37	183	4.9	24	0
Boston	3	9	3.0	24	0
Makovicka	3	8	2.7	7	0
Greisen	1	1	1.0	1	0
Dave Brown	1	0	0.0	0	0
Jenkins	1	-4	-4.0	-4	0
Player	1	-11	-11.0	-11	0
Team	343	1,278	3.7	29	6
Opponents	579	2,609	4.5	78t	29

RECEIVING

	No.	Yds.	Avg.	Long	TD
Pittman	73	579	7.9	36t	2
Boston	71	1,156	16.3	70t	7
Sanders	54	749	13.9	53t	6
Jones	32	208	6.5	20	0
Hardy	27	160	5.9	13	1
Jenkins	17	219	12.9	34	0
Cody	17	212	12.5	24	0
Gedney	10	75	7.5	24	0
Makovicka	6	18	3.0	5	0
Mitchell	5	80	16.0	42	0
McKinley	2	13	6.5	9	0
C. Williams	1	5	5.0	5	0
Team	316	3,478	11.0	70t	16
Opponents	295	3,263	11.1	65t	19

INTERCEPTIONS

	No.	Yds.	Avg.	Long	TD
A. Williams	5	102	20.4	48	0
Tillman	1	30	30.0	27	0
Lassiter	1	11	11.0	11	0
Fredrickson	1	8	8.0	8	0
Chavous	1	0	0.0	0	0
Walz	1	0	0.0	0	0
Team	10	151	15.1	48	0
Opponents	24	383	16.0	45	2

PUNT RETURNS

	Ret.	FC	Yds.	Avg.	Long	TD
Cody	31	11	222	7.2	25	0
Jenkins	1	0	1	1.0	1	0
Team	32	11	223	7.0	25	0
Opponents	37	18	347	9.4	64t	2

KICKOFF RETURNS

	No.	Yds.	Avg.	Long	TD
Jenkins	82	2,186	26.7	98t	1
Bennett	1	17	17.0	17	0
Cody	1	18	18.0	18	0
McKinley	1	20	20.0	20	0
McKinnon	1	9	9.0	9	0
Barrett	0	46	0.0	41	0
Team	86	2,296	26.7	98t	1
Opponents	46	827	18.0	40	0

PUNTING

	No.	Yds.	Avg.	Net	TBIn20	Lg	Blk.
Player	65	2,871	44.2	37.3	5	17	55 0
Team	652	871	44.2	37.3	5	17	55 0
Opponents	592	422	44.1	35.2	6	15	61 0

FIELD GOALS

	1-19	20-29	30-39	40-49	50+
Blanchard	1-1	2-2	9-11	2-5	2-4
Team	1-1	2-2	9-11	2-5	2-4
Opponents	0-0	7-7	10-12	8-12	2-3

USUAL STARTING LINEUP

Offense	Defense
WR.....David Boston	LE.....Brad Ottis
LT.....L.J. Shelton	Andre Wadsworth
LG.....Matt Joyce	LT.....Russell Davis
C.....Chris Dishman	Tony McCoy
Mike Gruttadauria	RT.....Mark Smith
RG.....Lester Holmes	Mao Tosi
TE.....Anthony Clement	RE.....Simeon Rice
RT.....Terry Hardy	LLB...Ray Thompson
WR.....Frank Sanders	MLB...Ron McKinnon
QB.....Jake Plummer	LB...Rob Fredrickson
FB.....Joel Makovicka	LCB...Aeneas Williams
RB.....Michael Pittman	RCB.....Tom Knight
Thomas Jones	SS.....Pat Tillman
K.....Cary Blanchard	FS...Kwame Lassiter
	K.....Scott Player

NOTES

Defensive coordinator **Dave McGinnis** replaces Head Coach **Vince Tobin** on an interim basis after seven games ... McGinnis is named permanent head coach Dec. 18 ... Maricopa Co. voters approve new multi-purpose stadium on Election Day, Nov. 7 ... 109 starter games lost by injuries to 17 players ... fewest victories and lowest winning percentage since 1959 ... CB **Aeneas Williams** appears in 160th consecutive game to end season, the longest streak by a position player in franchise history ... he also authors a 104-yard fumble return for a touchdown Nov. 5 vs. Washington to equal the NFL record ... SS **Pat Tillman** (224) and middle MLB **Ronald McKinnon** (288) become the first pair of Cards to crack 200 single-season total tackles ... McKinnon also becomes the first Card to register 200-plus total tackles in consecutive seasons ... WR **MarTay Jenkins** sets NFL single-season records with 82 kickoff returns for 2,186 yards ... Jenkins posts Cards' first kickoff return for a touchdown in 21 years Nov. 12 at Minnesota ... QB **Jake Plummer** becomes the fastest Cardinal to 10,000 career passing yards in his 47th NFL game Nov. 5 vs. Washington.

FINAL NFC EAST STANDINGS

Team	W	L	T	Pct.	Pts.	OP
N.Y. Giants#	12	4	0	.750	328	246
Philadelphia*	11	5	0	.688	351	245
Washington	8	8	0	.500	281	269
Dallas	5	11	0	.313	294	361
Arizona	3	13	0	.188	210	443
#Top NFL playoff seed						
*Wild-card playoff qualifier						

2002 (5-11)

HEAD COACH DAVE MCGINNIS

Sept. 8	At Washington	L 23-31	85,140
Sept. 15	At Seattle	W 24-13	63,104
Sept. 22	San Diego	L 15-23	26,827
Sept. 29	N.Y. Giants	W 21-7	23,312
Oct. 6	At Carolina	W 16-13	72,286
Oct. 13	Open Date		
Oct. 20	Dallas	W 9-6 (OT)	56,956
Oct. 27	At San Francisco	L 28-38	67,173
Nov. 3	St. Louis	L 14-27	43,654
Nov. 10	Seattle	L 6-27	25,435
Nov. 17	At Phila.	L 14-38	64,990
Nov. 24	Oakland	L 20-41	52,501
Dec. 1	At Kansas City	L 0-49	77,809
Dec. 8	Detroit	W 23-20 (OT)	21,292
Dec. 15	At St. Louis	L 28-30	65,939
Dec. 21	San Francisco	L 14-17	39,439
Dec. 29	At Denver	L 7-37	75,164
			262-417

Home: 3-5 (289,416). Away: 2-6 (571,605).

TEAM STATISTICS

	Cards	Opp.
Total First Downs.....	274	335
Rushing	94	117
Passing	148	196
Penalty	32	22
3rd Down Made/Att. 99/230	90/212	
3rd Down Pct.	43.0	46.7
4th Down: Made/Att. 4/13	7/15	
4th Down Pct.	30.8	46.7
Possession Avg.....	28:41	31:19
Total Net Yards.....	4563	6020
Avg. Per Game	285.2	376.3
Total Plays	1,003	1,046
Avg. Per Play	4.5	5.8
Net Yards Rushing 1823	1246	
Avg. Per Game	113.9	134.1
Total Rushes	414	490
Net Yards Passing 2740	3874	
Avg. Per Game	171.3	242.1
Sacked/Yards Lost 41/298	21/131	
Gross Yards	3,038	4,005
Att./Completions 548/291	535/335	
Completion Pct.	53.1	62.6
Had Intercepted	22	17
Punts/Average.....89/43.4	65/42.0	
Net Punting Average89/35.0	65/36.8	
Penalties/Yards76/617	111/969	
Fumbles/Ball Lost26/13	15/8	
Touchdowns31	50	
Rushing	10	17
Passing	18	29
Returns	3	4

SCORE BY PERIOD

	Q1	Q2	Q3	Q4	OT	Pts.
Team	40	85	41	90	0	262
Opponents	109	158	70	80	0	417

SCORING

	TD	R	P	R	PAT	FG	S	Pts.
Gramatica	0	0	0	0	29/29	15/21	0	74
Shipp	9	6	3	0	0/0	0/0	0	54
Kasper	3	0	3	0	0/0	0/0	0	18
Makovicka	3	0	3	0	0/0	0/0	0	18
Sanders	2	0	2	0	0/0	0/0	0	14
Jenkins	2	0	1	1	0/0	0/0	0	12
T. Jones	2	2	0	0	0/0	0/0	0	12
Lucas	2	0	0	2	0/0	0/0	0	12
Plummer	2	2	0	0	0/0	0/0	0	12
Boston	1	0	1	0	0/0	0/0	0	6
Bush	1	0	1	0	0/0	0/0	0	6
Jackson	1	0	1	0	0/0	0/0	0	6
F. Jones	1	0	1	0	0/0	0/0	0	6
McAddley	1	0	1	0	0/0	0/0	0	6

PASSING

	Att.	Comp.	Yds.	Comp. %	Yds./Att.	TD	TD%	Int.	Int. %	Long	Sack/Lost	Rating
Plummer	530	284	2,972	53.6	5.61	18	3.4	20	3.8	80t	36/248	65.7
McCowen	18	7	66	38.9	3.67	0	0.0	2	1.1	26	5/50	10.2
Team	548	291	3,038	53.1	5.54	18	3.3	22	4.0	80t	41/298	63.7
Opponents	535	335	4,005	62.6	7.49	29	5.4	17	3.2	78t	21/131	90.3

SCORING (CONT.)

	TD	R	P	R	PAT	FG	S	Pts.
Poole	1	0	1	0	0/0	0/0	0	6
Team	31	10	18	3	29/29	15/21	0	262
Opponents	50	17	29	4	49/49	29/14	0	417

2-Pt. Conversions: Sanders.

Team 1/2, Opponents 0/1

SACKS

Vanden Bosch 3.5, Thompson 2, Bell 2, R. Davis 2, Tanner 2, Wakefield 2, Bryant 1.5, Wilson 1.5, Fredrickson 1, Hill 1, Woods 0.5.

Team 21, Opponents 41

RUSHING

	No.	Yds.	Avg.	Long	TD
Shipp	188	834	4.4	56	6
T. Jones	138	511	3.7	58t	2
Plummer	46	283	6.2	34t	2
Anderson	24	65	2.7	14	0
Makovicka	5	54	10.8	22	0
Boston	2	29	14.5	22	0
McCowen	1	20	20.0	20	0
Kasper	3	19	6.3	9	0
Jenkins	3	6	2.0	10	0
Sanders	3	2	0.7	5	0
Player	1	0	0.0	0	0
Team	414	1,823	4.4	58t	10
Opponents	490	2,146	4.4	59	17

RECEIVING

	No.	Yds.	Avg.	Long	TD
F. Jones	44	358	8.1	24	1
Shipp	38	413	10.9	80t	3
Sanders	34	400	11.8	37	2
Boston	32	512	16.0	34	1
McAddley	25	362	14.5	42	1
Jenkins	21	250	11.9	65t	1
T. Jones	20	113	5.7	17	0
Bush	19	121	6.4	13	1
Kasper	15	180	12.0	24	3
Makovicka	15	81	5.4	17	3
Poole	13	108	8.3	15	1
Jackson	5	42	8.4	11t	1
Soliday	4	39	9.8	16	0
Anderson	3	36	12.0	12	0
Gilmore	1	14	14.0	14	0
Starkey	1	7	7.0	7	0
Plummer	1	2	2.0	2	0
Team	291	3,038	10.4	80t	18
Opponents	335	4,005	12.0	78t	29

INTERCEPTIONS

	No.	Yds.	Avg.	Long	TD
Wilson	4	35	8.8	35	0
Barrett	3	40	13.3	22	0
Lucas	2	80	40.0	38t	2
Lassiter	2	7	3.5	7	0
Hill	2	4	3.5	7	0
Starks	2	4	2.0	3	0
Tanner	1	17	17.0	17	0
Rhinehart	1	0	0.0	0	0
Team	17	186	10.9	38t	2
Opponents	22	303	13.8	50	1

PUNT RETURNS

	Ret.	FC	Yds.	Avg.	Long	TD
Jackson	31	4	182	5.9	22	0
Lassiter	4	0	21	5.3	10	0
Rhinehart	1	0	18	18.0	18	0
Team	36	4	221	6.1	22	0
Opponents	42	18	547	13.0	90t	3

KICKOFF RETURNS

	No.	Yds.	Avg.	Long	TD
Kasper (NFL)	55	1,300	23.6	56	0
Kasper (AZ)	32	722	22.6	40	0
Jenkins	20	559	28.0	95t	1
Anderson	12	227	18.9	27	0
Shipp	6	120	20.0	29	0
Bush	2	24	12.0	13	0
Makovicka	2	30	15.0	18	0

KICKOFF RETURNS (CONT.)

	No.	Yds.	Avg.	Long	TD
McAddley	2	45	22.5	25	0
Young	2	22	11.0	12	0
Banks	1	18	18.0	18	0
Burke	1	15	15.0	15	0
Morgan	1	15	15.0	15	0
Team	81	1,797	22.2	95t	1
Opponents	58	1,407	24.3	55	0

PUNTING

	No.	Yds.	Avg.	Net	TB	In20	Lg	Bk
Player	88	3,864	43.9	35.010	28	58	1	
Team	883	8,643	43.9	35.010	28	58	1	
Opponents	652	7,304	40.3	36.8	6	25	65	0

FIELD GOALS

	1-19	20-29	30-39	40-49	50+
Gramatica	0-0	6-7	2-2	6-8	1-4
Team	0-0	6-7	2-2	6-8	1-4
Opponents	1-1	8-8	6-7	5-10	2-3

USUAL STARTING LINEUP

Offense	Defense
WR.....David Boston	LE.....Fred Wakefield
Jason McAddley	LT.....Russell Davis
LT.....L.J. Shelton	RT.....Barron Tanner
LG.....Pete Kendall	Marcus Bell
C...Mike Gruttadauria	Wendell Bryant
Jason Starkey	RE. Kyle Vanden Bosch
RG.....Chris Dishman	LLB...Ray Thompson
RT.....Leonard Davis	MLB..Ronald McKinnon
TE.....Freddie Jones	RLB..Rob Fredrickson
WR.....Frank Sanders	LCB...Duane Starks
Kevin Kasper	Renaldo Hill
QB.....Jake Plummer	RCB...David Barrett
FB.....Steve Bush	SS.....Adrian Wilson
RB.....Thomas Jones	FS...Kwame Lassiter
Marcel Shipp	P.....Scott Player
K.....Bill Gramatica	

NOTES

Cards join NFC West Division after 32 seasons in the NFC East ... first 3-2 start since 1991, first 4-2 getaway since 1988 precede injury siege ... 95 starter and replacement starter games lost to injury, most on offense ... 41 players start games ... **Freddie Jones** first tight end to lead team in receptions since 1973 ... **RB Marcel Shipp** rushing leader (834 yards) in only six starts plus 80-yard touchdown reception at St. Louis, Cards' longest play from scrimmage since 1988 ... **MLB Ronald McKinnon** leads Arizona in tackles for fourth consecutive season ... **FS Adrian Wilson** intercepts three passes against Dallas to share NFL single-game high ... Arizona beats Dallas 9-6 without a touchdown, a franchise first in 123 games ... the Cards' 49-0 loss at Kansas City the most one-sided setback in franchise history, their first shutout in 105 games, and the largest margin in the NFL since 1989 ... final political hurdles cleared to begin construction of new stadium in Glendale in west suburban Maricopa County ... **S Pat Tillman** declines new multi-year contract offer to join U.S. Army and enter Army Ranger training.

FINAL NFC WEST STANDINGS

Team	W	L	T	Pct.	Pts.	OP
San Francisco	10	6	0	.625	367	351
St. Louis	7	9	0	.438	316	369
Seattle	7	9	0	.438	355	369
Arizona	5	11	0	.313	262	417



2003 (4-12)

HEAD COACH DAVE MCGINNIS

Sept. 7	At Detroit	L	24-42	60,691
Sept. 14	Seattle	L	0-38	23,127
Sept. 21	Green Bay	W	20-13	58,784
Sept. 28	At St. Louis	L	13-37	65,758
Oct. 5	At Dallas	L	7-24	63,601
Oct. 12	Baltimore	L	18-26	24,193
Oct. 19	Open Date			
Oct. 26	San Francisco	W	16-13 (OT)	40,824
Nov. 2	Cincinnati	W	17-14	23,531
Nov. 9	At Pittsburgh	L	15-28	59,520
Nov. 16	At Cleveland	L	6-44	72,908
Nov. 23	St. Louis	L	27-30 (OT)	42,089
Nov. 30	At Chicago	L	3-28	61,550
Dec. 7	At San Francisco	L	14-50	66,975
Dec. 14	Carolina	L	17-20	23,217
Dec. 21	At Seattle	L	10-28	64,899
Dec. 29	Minnesota	W	18-17	52,734
			225-452	
Home: 4-4 (288,499). Away: 0-8 (515,902).				

TEAM STATISTICS

	Cards	Opp.
Total First Downs.....	256	326
Rushing.....	80	120
Passing.....	147	184
Penalty.....	29	22
3rd Down Made/Att. 83/222	92/199	
3rd Down Pct.	37.4	46.2
4th Down: Made/Att. 10/22	3/8	
4th Down Pct.	45.5	37.5
Possession Avg.....	29:41	30:19
Total Net Yards.....	4490	5504
Avg. Per Game.....	280.6	344.0
Total Plays.....	981	993
Avg. Per Play.....	4.6	5.5
Net Yards Rushing.....	1531	1915
Avg. Per Game.....	95.7	119.7
Total Rushes.....	403	475
Net Yards Passing.....	2959	3589
Avg. Per Game.....	184.9	224.3
Sacked/Yards Lost 44/306	21/97	
Gross Yards.....	3,265	3,686
Att./Completions 534/303	497/311	
Completion Pct.	56.7	62.6
Had Intercepted.....	22	13
Punts/Average.....	83/42.3	67/40.0
Net Punting Average	83/34.4	67/36.4
Penalties/Yards.....	98/761	86/754
Fumbles/Ball Lost.....	29/14	21/10
Touchdowns.....	25	55
Rushing.....	5	17
Passing.....	18	29
Returns.....	2	9

SCORE BY PERIOD

	Q1	Q2	Q3	Q4	OT	Pts.
Team	55	55	52	60	3	225
Opponents	117	117	99	116	3	452

SCORING

	TD	R	P	R	PAT	FG	S	Pts.
Boldin	8	0	8	0	0/0	0/0	0	48
Rackers	0	0	0	0	8/8	9/12	0	35
Duncan	0	0	0	0	5/6	6/10	0	23
Jones	3	0	3	0	0/0	0/0	0	18
Gramatica	0	0	0	0	6/6	3/4	0	15
Blake	2	2	0	0	0/0	0/0	0	14
Gilmore	2	0	2	0	0/0	0/0	0	12
Hodgins	2	0	2	0	0/0	0/0	0	12
Smith	2	2	0	0	0/0	0/0	0	12
Bush	1	0	1	0	0/0	0/0	0	6
Hill	1	0	1	0	0/0	0/0	0	6
B. Johnson	1	0	1	0	0/0	0/0	0	6
McCown	1	1	0	0	0/0	0/0	0	6

PASSING

	Att.	Comp.	Yds.	Comp. %	Yds./Att.	TD	TD%	Int.	Int. %	Long	Sack/Lost	
Rating												
Blake	367	208	2,247	56.7	6.12	13	.035	15	.041	71t	19/132	69.6
McCown	166	95	1,018	57.2	6.13	5	.030	6	.036	60t	25/174	70.3
Boldin	1	0	0	0.0	0.00	0	.000	1	1.000	0	0/0	0.0
Team	534	303	3,265	56.7	5.61	18	.034	22	.038	71t	44/306	68.9
Opponents	497	311	3,686	62.6	7.42	29	.058	13	.026	68t	21/97	93.7

SCORING (CONT.)

	TD	R	P	R	PAT	FG	S	Pts.
Poole	1	0	1	0	0/0	0/0	0	6
Scobey	1	0	0	1	0/0	0/0	0	6
Team	25	5	18	2	19/2018	26/0	225	
Opponents	55	17	29	9	53/5321	28/3	452	
Two-Point Conversions: Blake.								
Team 1-5, Opp: 0-2.								

SACKS

D. Johnson 3.0, Thompson 3.0, Darling 2.0, Hill 2.0, King 2.0, McKinnon 2.0, Bell 1.0, R. Davis 1.0, Fisher 1.0, Pace 1.0, Tanner 1.0, Wakefield 1.0, Woods 1.0.

Team 21, Opponents 44.

RUSHING

	No.	Yds.	Avg.	Long	TD
Shipp	228	830	3.6	36	0
Smith	90	256	2.8	22	2
Blake	30	177	5.9	19	2
McCown	28	158	5.6	16t	1
Anderson	18	68	3.8	17	0
Boldin	5	40	8.0	23	0
Hodgins	2	6	3.0	3	0
Gilmore	1	0	0.0	0	0
Kasper	1	-4	-4.0	-4	0
Team	403	1,531	3.8	36	5
Opponents	475	1,935	4.0	52	17

RECEIVING

	No.	Yds.	Avg.	Long	TD
Boldin	101	1,377	13.6	71t	8
Jones	55	517	9.4	34	3
B. Johnson	35	438	12.5	54t	1
Shipp	30	184	6.1	34	0
Gilmore	17	208	12.2	32	2
Smith	14	107	7.6	36	0
Hodgins	14	58	4.1	9	2
Poole	13	177	13.6	37	1
Bush	11	71	6.5	14	1
Anderson	6	36	6.0	11	0
McAddley	4	53	13.3	25	0
Kasper	1	23	23.0	23	0
Scobey	1	9	9.0	9	0
Foster	1	7	7.0	7	0
Team	303	3,265	10.8	71t	18
Opponents	311	3,686	12.0	68t	29

INTERCEPTIONS

	No.	Yds.	Avg.	Long	TD
Jackson	6	122	20.3	30	0
Hill	5	119	23.8	70t	1
Barrett	1	25	25.0	25	0
Rhinehart	1	5	5.0	5	0
Team	13	271	20.8	70t	1
Opponents	22	418	19.0	83t	4

PUNT RETURNS

	Ret.	FC	Yds.	Avg.	Long	TD
Boldin	20	12	130	6.5	19	0
Goss	1	0	7	7.0	7	0
B. Johnson	1	3	3	3.0	3	0
Team	22	15	140	6.4	19	0
Opponents	41	12	472	11.5	57t	2

KICKOFF RETURNS

	No.	Yds.	Avg.	Long	TD
Scobey	73	1,684	23.1	100t	1
Kasper	5	136	27.2	37	0
Anderson	2	31	15.5	16	0
Garcia	1	17	17.0	17	0
Hodgins	1	13	13.0	13	0
Team	82	1,881	22.9	100t	1
Opponents	48	1,042	21.7	47	0

PUNTING

	No.	Yds.	Avg.	Net	TB	In	20	Lg	Blk.
Player	82	3,511	42.8	34.4	9	19	64	1	
Team	833	5,114	42.3	34.4	9	19	64	1	
Opponents	672	6,794	40.0	36.4	5	21	59	1	

FIELD GOALS

	1-19	20-29	30-39	40-49	50+
Rackers	0-0	5-5	1-4	3-3	0-0
Duncan	0-0	2-2	2-4	1-2	1-2
Gramatica	0-0	1-1	2-2	0-0	0-1
Team	0-0	8-8	5-10	4-5	1-3
Opponents	0-0	8-9	7-9	5-9	1-1
Rackers:()	()	()	()	()	(42G,26G)
(22G,27G)					
(32G)	()	(35N,44G)	(49G,38N,33N)	(22G,26G)	
Duncan: ()	()	()	()	(46G)	

USUAL STARTING LINEUP

Offense	Defense
WR.....Bryan Gilmore	LE.....Fred Wakefield
Bryant Johnson	Dennis Johnson
LT.....L.J. Shelton	LT.....Wendell Bryant
LG.....Cameron Sikes	Marques Bell
C.....Pete Kendall	RT.....Russell Davis
RG.....Leonard Davis	RE.....Calvin Pace
RT.....Anthony Clement	LLB...Ray Thompson
TE.....Freddie Jones	MLB..Ronald McKinnon
WR.....Anquan Boldin	RLB.....Levar Fisher
QB.....Jeff Blake	LCB.....Renaldo Hill
Josh McDowen	RCB.....David Barrett
FS.....James Hodgins	SS.....Adrian Wilson
RB.....Marcel Shipp	FS.....Dexter Jackson
Emmitt Smith	P.....Scott Player
K.....Neil Rackers	
Tim Duncan	

NOTES

Second-round draft choice **Anquan Boldin** becomes most prolific rookie receiver in NFL history with 101 receptions, while his 1,377 receiving yards most by NFL rookie in 43 years ... 217 receiving yards in season opener at Detroit most by player in first NFL game ... **Emmitt Smith**, the NFL's all-time rushing leader, signs two-year contract with Cardinals but a shoulder injury limits him to just six starting roles ... Super Bowl MVP **Dexter Jackson** lured from Tampa Bay as free agent and leads team with six interceptions ... Cards force 4-4 mark at home, but 0-8 road record results in 4-12 finish and dismissal of third-year Head Coach **Dave McGinnis** ... **Josh McCown** handed quarterback duties late in season and guides Arizona to 18-17 victory in season finale vs. Minnesota with 28-yard touchdown pass to **Nate Poole**, knocking Vikings out of playoffs ... construction begins on new stadium in Glendale in west suburban Maricopa County.

FINAL NFC WEST

STANDINGS

Team	W	L	T	Pct.	Pts.	OP
St. Louis	12	4	0	.750	447	328
Seattle	10	6	0	.625	404	327
San Francisco	7	9	0	.438	384	337
Arizona	4	12	0	.250	225	452

2004 (6-10)

HEAD COACH DENNIS GREEN

Sept. 12	At St. Louis	L	10-17	65,538
Sept. 19	New England	L	12-23	51,557
Sept. 26	At Atlanta	L	3-6	70,534
Oct. 3	New Orleans	W	34-10	28,109
Oct. 10	At San Francisco	L	28-31 (OT)	62,836
Oct. 17	Open Date			
Oct. 24	Seattle	W	25-17	35,695
Oct. 31	At Buffalo	L	14-38	65,887
Nov. 7	At Miami	W	24-23	72,612
Nov. 14	N.Y. Giants	W	17-14	42,297
Nov. 21	At Carolina	L	10-35	72,796
Nov. 28	N.Y. Jets	L	3-13	35,820
Dec. 5	At Detroit	L	12-26	62,262
Dec. 12	San Francisco	L	28-31 (OT)	35,069
Dec. 19	St. Louis	W	31-7	40,070
Dec. 26	At Seattle	L	21-24	65,825
Jan. 2	Tampa Bay	W	12-7	31,650

Home: 5-3 (300,267). Away: 1-7 (538,290)

TEAM STATISTICS

	Cards	Opp.
Total First Downs	282	282
Rushing	86	101
Passing	152	153
Penalty	42	28
3rd Down: Made/Att./241	66/209	
3rd Down Pct.	34.9	31.6
4th Down: Made/Att.	5/12	8/14
4th Down Pct.	41.7	57.1
Possession Avg.	30:53	29:07
Total Net Yards	4550	5141
Avg. Per Game	284.4	321.3
Total Plays	1047	993
Avg. Per Play	4.3	5.2
Net Yards Rushing	1668	2105
Avg. Per Game	104.3	131.6
Total Rushes	475	450
Net Yards Passing	2882	3036
Avg. Per Game	180.1	189.8
Sacked/Yards Lost	39/320	38/229
Gross Yards	3202	3265
Att./Completions	533/299	505/271
Completion Pct.	56.1	53.7
Had Intercepted	18	15
Punts/Average	99/42.7	97/41.9
Net Punting Avg.	99/36.4	97/35.8
Penalties/Yards	124/948	139/1121
Fumbles/Ball Lost	34/11	32/15
Touchdowns	31	35
Rushing	15	18
Passing	14	15
Returns	2	8

SCORE BY PERIOD

	Q1	Q2	Q3	Q4	Ot	Pts
Team	40	78	57	109	0	284
Opponents	64	100	63	89	6	322

SCORING

	TD	Ru	Pa	Rt	K-PAT	FG	S	Pts
Rackers	0	0	0	0	28/28	22/29	0	94
E. Smith	9	9	0	0	0/0	0/0	0	54
Fitzgerald	8	0	8	0	0/0	0/0	0	48
Ayanbadejo	4	3	1	0	0/0	0/0	0	24
McCown	2	2	0	0	0/0	0/0	0	14
Hambriek	2	1	1	0	0/0	0/0	0	12
Jones	2	0	2	0	0/0	0/0	0	12
Boldin	1	0	1	0	0/0	0/0	0	12
Johnson	1	0	1	0	0/0	0/0	0	6
Starks	1	0	0	1	0/0	0/0	0	6
Wilson	1	0	0	1	0/0	0/0	0	6
Hayes	0	0	0	0	0/0	0/0	1	2
Team	31	15	14	2	28/282	29/1	284	
Opponents	35	12	18	5	29/3025	26/0	322	

2-pt. Conversions: McCown. Team 1/3, Opponents 4/5

PASSING

	Att.	Comp	Yds	Cmp%	Yds/Att.	Td	Td%	Int	Int%	Long	Sack/Lost	
Rating												
McCown	408	233	2511	57.1	6.15	11	2.7	10	2.5	48	31/263	74.1
S. King	84	47	502	56.0	5.98	1	1.2	4	4.8	40	6/42	57.7
Navarre	40	18	168	45.0	4.20	1	2.5	4	10.0	33t	1/8	25.8
E. Smith	1	1	21	100.0	21.00	1	100.0	0	0.0	21t	0/0	158.3
Fitzgerald	0	0	0	---	---	0	---	0	---	---	1/7	---
Team	533	299	3202	56.1	6.01	14	2.6	18	3.4	48	39/320	68.5
Opponents	505	271	3265	53.7	6.47	18	3.6	15	3.0	75t	38/229	73.2

SACKS

Berry	14.5	Dansby	5.0	Pace	4.5	Dockett	3.5	Zellmer	2.0	Darting	1.0	R. Davis	1.0	Harris	1.0	Hill	1.0	Kolodziej	1.0	Starks	1.0	Thompson	1.0	Wilson	1.0	MacKlin	0.5	Team	38.0
-------	------	--------	-----	------	-----	---------	-----	---------	-----	---------	-----	----------	-----	--------	-----	------	-----	-----------	-----	--------	-----	----------	-----	--------	-----	---------	-----	-------------	-------------

OPPONENTS 39

RUSHING

	No.	Yds	Avg	Long	TD
E. Smith	267	937	3.5	29t	9
Hambriek	63	283	4.5	62	1
Ayanbadejo	30	122	4.1	23	3
McCown	36	112	3.1	12	0
Scobey	27	89	3.3	10	0
Croom	29	76	2.6	20	0
S. King	9	30	3.3	16	0
Fitzgerald	8	14	1.8	7	0
Williams	2	6	3.0	3	0
Boldin	1	3	3.0	3	0
Anderson	1	2	2.0	2	0
Johnson	2	-6	-3.0	1	0
Team	475	1668	3.5	62	15
Opponents	450	2105	4.7	74	12

RECEIVING

	No.	Yds	Avg	Long	TD
Fitzgerald	58	780	13.4	48	8
Boldin	56	623	11.1	31t	1
Johnson	49	537	11.0	40	1
Jones	45	426	9.5	40	2
Ayanbadejo	19	171	9.0	21t	1
Williams	18	197	10.9	33	0
Scobey	18	191	10.6	42	0
E. Smith	15	105	7.0	18	0
Poole	5	70	14.0	24	0
Edwards	5	51	10.2	19	0
Hambriek	4	16	4.0	9	1
Diamond	3	19	6.3	8	0
Croom	2	16	8.0	8	0
Newhouse	1	5	5.0	5	0
McCown	1	-5	-5.0	-5	0
Team	299	3202	10.7	48	14
Opponents	271	3265	12.0	75t	18

INTERCEPTIONS

	No.	Yds	Avg	Long	TD
MacKlin	4	18	4.5	16	0
Wilson	3	62	20.7	27	0
Starks	3	46	15.3	41t	1
Darling	1	65	65.0	65	0
Dockett	1	20	20.0	20	0
Dansby	1	2	2.0	2	0
Hill	1	2	2.0	2	0
Harris	1	-1	-1.0	-1	0
Team	15	214	14.3	65	1
Opponents	18	263	14.6	76	1

PUNT RETURNS

	Ret	Fc	Yds	Avg	Long	TD
Williams	42	12	286	6.8	38	0
Starks	7	1	43	6.1	15	0
Boldin	0	1	0	---	---	0
Team	49	14	329	6.7	38	0
Opponents	56	16	486	8.7	71t	1

KICKOFF RETURNS

	No.	Yds	Avg	Long	TD
Scobey	32	723	22.6	71	0
Croom	16	314	19.6	35	0
Johnson	6	135	22.5	47	0
Ayanbadejo	3	50	16.7	21	0
Edwards	3	40	13.3	14	0
Hayes	3	6	2.0	6	0
Vanden Bosch	1	7	7.0	7	0
Williams	1	18	18.0	18	0
Team	65	1293	19.9	71	0
Opponents	46	1017	22.1	87t	1

PUNTING

	No.	Yds	Avg	Net	Tb	In	Lg	B
Player	98	4230	43.2	36.4	7	32	57	1
Team	99	4230	42.7	36.4	7	32	57	1
Opponents	97	4064	41.9	35.813	25	68	1	

FIELD GOALS

	1-19	20-29	30-39	40-49	50+
Rackers	0-0	6-6	5-7	6-7	5-9
Team	0-0	6-6	5-7	6-7	5-9
Opponents	0-0	13-13	7-7	3-4	2-2

USUAL STARTING LINEUP

Offense	Defense
WR ...Larry Fitzgerald	LEPeppi Zellner
LTLeonard Davis	NTRussell Davis
LGReggie Wells	UTDarnell Dockett
C ...Alex Stepanovich	REBertrand Berry
RG ...Cameron Briles	SLBKarlos Dansby
	MLB ..Ronald McKinnon
RT ...Anthony Clement	WLBJames Darling
	LCBRenaldo Hill
TEFreddie Jones	RCBDavid Macklin
WR ...Anquan Boldin	SSAdrian Macklin
	FSIfeanyi Ohalet
QBJosh McCown	PScott Player
FB ..Obafemi Ayanbadejo	KNeil Rackers
RBEmmitt Smith	

NOTES

Team's first season under head coach **Dennis Green** was one of transition but also promise and opportunity...team entered week 16 of the regular season with a playoff berth and division title in reach before a three-point road loss at Seattle ended postseason hopes...Cardinals won two games by 24 points (something that they'd not done in over a decade) and also finished 5-3 at home for the first time since last playoff season of 1998...strategic but aggressive approach to free agency yielded several new starters, most notably **DE Bertrand Berry** who would prove to become the best free agent pick-up in team history by leading the NFC in sacks (14.5) and earning his first career Pro Bowl berth...an outstanding '04 draft class produced four full-time starters in **WR Larry Fitzgerald**, **LB Karlos Dansby**, **DT Darnell Dockett** and **C Alex Stepanovich**...defense improved its overall rank from 26th at the end of '03 to 12th and didn't allow a touchdown in three games while allowing just one TD in three others...the offense was bitten early by injuries as **RB Marcel Shipp** suffered a broken leg in training camp that ended his season and all-pro **WR Anquan Boldin** suffered a training camp knee injury that caused him to miss the regular season's first six games...in his second season in Arizona, **Emmitt Smith** led the team with 937 rushing yards and 9 rushing TDs...the offense struggled to find consistency and that led to numerous lineup changes throughout the year including three different starting QBs...**S Pat Tillman**, who left the Cardinals to join U.S. Army and enter Army Ranger training prior to 2002 season, is killed April 22 in Afghanistan.

FINAL NFC WEST STANDINGS

Team	W	L	T	Pct.	Pts.	OP
Seattle	9	7	0	.562	371	373
St. Louis	8	8	0	.500	319	392
Arizona	6	10	0	.375	284	322
San Francisco	2	14	0	.125	259	452



2005 (5-11)

HEAD COACH DENNIS GREEN

Sept. 11	At New York Giants	L	19-42	78,387
Sept. 18	St. Louis	L	12-17	45,160
Sept. 25	At Seattle	L	12-37	64,843
Oct. 2	San Francisco	W	31-14103	467
Oct. 9	Carolina	L	20-24	38,809
Oct. 16	Open Date			
Oct. 23	Tennessee	W	20-10	39,482
Oct. 30	At Dallas	L	13-34	62,068
Nov. 6	Seattle	L	19-33	63,592
Nov. 13	At Detroit	L	21-29	61,091
Nov. 20	At St. Louis	W	38-28	65,760
Nov. 27	Jacksonville	L	17-24	39,198
Dec. 4	At San Francisco	W	17-10	60,439
Dec. 11	Washington	L	13-17	46,654
Dec. 18	At Houston	L	19-30	70,024
Dec. 24	Philadelphia	W	27-21	44,723
Jan. 1	At Indianapolis	L	13-17	57,211
				311-387

Home: 3-5 (401,035). Away: 2-6 (519,823).

TEAM STATISTICS

	Cards	Opp.
Total First Downs.....	304	272
Rushing.....	58	83
Passing.....	224	158
Penalty.....	22	31
3rd Down: Made/Att 91/239	67/196	
3rd Down Pct.	38.1	34.2
4th Down: Made/Att 5/16	4/11	
4th Down Pct.	31.3	36.4
Possession Avg.....	31:20	28:40
Total Net Yards.....	5575	4729
Avg. Per Game	348.4	295.6
Total Plays.....	1075	936
Avg. Per Play	5.2	5.1
Net Yards Rushing.....	1138	1632
Avg. Per Game	71.1	102.0
Total Rushes	360	411
Net Yards Passing.....	4437	3097
Avg. Per Game	277.3	193.6
Sacked/Yards Lost	45/286	37/217
Gross Yards	4723	3314
Att./completions 670/419	488/301	
Completion Pct.	62.5	61.7
Had Intercepted	21	15
Punts/Average.....	74/43.3	85/44.1
Net Punting Avg.....	74/37.0	85/37.8
Penalties/Yards ..	145/1184	103/819
Fumbles/Ball Lost ..	26/16	24/11
Touchdowns ..	26	46
Rushing	2	22
Passing	21	17
Returns	3	7

SCORE BY PERIOD

	Q1	Q2	Q3	Q4	OT	PTS
Team	27	111	74	99	0	311
Opponents	87	105	103	92	0	387

SCORING

	TD	RU	PA	RT	K-APT	FG	S	PTS
Rackers	0	0	0	0	20/20	40/42	0	140
Fitzgerald	10	0	10	0	0/0	0/0	0	60
Boldin	7	0	7	0	0/0	0/0	0	44
Novak (Was)	0	0	0	0	15/15	8/10	0	39
Novak (Ari)	0	0	0	0	0/0	3/3	0	9
Arrington	2	2	0	0	0/0	0/0	0	12
Dansby	2	0	0	2	0/0	0/0	0	12
Bergen	1	0	1	0	0/0	0/0	0	6
Edwards	1	0	1	0	0/0	0/0	0	6
B. Johnson	1	0	1	0	0/0	0/0	0	6
Macklin	1	0	0	1	0/0	0/0	0	6
McCoy	1	0	1	0	0/0	0/0	0	6
Ayanbadejo	0	0	0	0	0/0	0/0	0	0
Team	26	2	21	3	20/20	43/45	0	311
Opponents	46	22	17	7	44/45	21/24	1	387

2-Pt. Conversions: Ayanbadejo 2, Boldin.

Team 3/6, Opponents 1/1

PASSING

	Att.	Comp.	Yds.	Comp. %	Yds./Att.	TD	TD%	Int.	Int. %	Long	Sack/Lost	Rating
Warner	375	242	2713	64.5	7.23	11	2.9	9	2.4	63	23/158	85.8
McCown	270	163	1836	60.4	6.80	9	3.3	11	4.1	49	18/101	74.9
Navarre	24	14	174	58.3	7.25	1	4.2	1	4.2	43	4/27	77.4
Boldin	1	0	0	0.0	0.00	0	0.0	0	0.0	0	0/0	39.6
Team	670	419	4723	62.5	7.05	21	3.1	21	3.1	63	45/286	81.0
Opponents	488	301	3314	61.7	6.79	17	3.5	15	3.1	65t	37/217	80.6

SACKS

Wilson 8, Okefor 7.5, Berry 6, Dansby 4, Kolodziej 3, Smith 3, Blackstock 1, Darling 1, Huff 1, Moore 1, Pace 1, Dockett 0.5. Team 37.0, Opponents 45.0

RUSHING

	No.	Yds	Avg	Long	TD
Shipp	157	451	2.9	19	0
Arrington	112	370	3.3	32	2
McCown	29	139	4.8	12	0
Ayanbadejo	22	46	2.1	11	0
Boldin	12	45	3.8	11	0
Fitzgerald	8	41	5.1	15	0
Warner	13	28	2.2	13	0
Jackson	4	11	2.8	3	0
Anderson	2	7	3.5	6	0
B. Johnson	1	0	0.0	0	0
Team	360	1138	3.2	32	2
Opponents	411	1632	4.0	88t	22

RECEIVING

	No.	Yds	Avg	Long	TD
Fitzgerald	103	1409	13.7	47	10
Boldin	102	1402	13.7	54t	7
B. Johnson	40	432	10.8	41	1
Shipp	35	255	7.3	28	0
Ayanbadejo	34	231	6.8	18	0
Bergen	28	270	9.6	32	1
Arrington	25	139	5.6	15	0
McCoy	18	191	10.6	24	1
Edwards	12	133	11.1	63	1
Lee	11	152	13.8	49	0
Newhouse	4	45	11.3	17	0
T. Johnson	3	29	9.7	13	0
Jackson	2	31	15.5	19	0
Baxter	1	4	4.0	4	0
Warner	1	0	0.0	0	0
Team	419	4723	11.3	63	21
Opponents	301	3314	11.0	65t	17

INTERCEPTIONS

	No.	Yds	Avg	Long	TD
Dansby	3	31	10.3	18t	2
Macklin	2	79	39.5	60t	1
Tate	2	47	23.5	25	0
Darling	2	22	11.0	15	0
Wilson	1	36	36.0	36	0
Rolle	1	29	29.0	29	0
Dockett	1	14	14.0	14	0
Green	1	13	13.0	13	0
Griffith	1	11	11.0	11	0
Huff	1	3	3.0	3	0
Team	15	285	19.0	60t	3
Opponents	21	334	15.9	71	1

PUNT RETURNS

	Ret	FC	Yds	Avg	Long	TD
Swinton	42	14	334	8.0	32	0
Moses	7	0	40	5.7	12	0
B. Johnson	1	2	9	9.0	9	0
Team	50	16	383	7.7	32	0
Opponents	39	14	328	8.4	52t	1

KICKOFF RETURNS

	No.	Yds	Avg	Long	TD
Swinton	63	1456	23.1	90	0
Moses	7	177	25.3	35	0
B. Johnson	2	45	22.5	24	0
Anderson	1	7	7.0	7	0
Ayanbadejo	1	16	16.0	16	0
Green	1	4	4.0	4	0
Jackson	1	14	14.0	14	0
Team	76	1719	22.6	90	0
Opponents	60	1700	28.3	95t	3

PUNTING

	No.	Yds	Avg	Net	TB	In	Lg	B
Player	73	3206	43.9	37.0	7	18	60	1
Team	743	3206	43.3	37.0	7	18	60	1
Opponents	853	752	44.1	37.8	8	26	58	0

FIELD GOALS

	1-19	20-29	30-39	40-49	50+
Rackers	0/0	11/11	10/10	13/14	6/7
Novak LG	1/1	1/1	5/7	1/1	0/0
Novak TM	1/1	0/0	2/2	0/0	0/0
Team	1/1	11/11	12/12	13/14	6/7
Opponents	0/0	10/10	3/4	7/7	1/3

USUAL STARTING LINEUP

Offense	Defense
WR.....Larry Fitzgerald	LE.....Chike Okefor
LT.....Leonard Davis	NT.....Ross Kolodziej
LG.....Reggie Wells	UT.....Darnell Dockett
C.....Nick Leckey	RE.....Bertrand Berry/ Antonio Smith
RG.....Elton Brown	RT.....Oliver Ross
RT.....Eric Edwards	SLB.....Karlous Dansby
TE.....Anquan Boldin	MLB.....James Darling
QB.....Kurt Warner	WLB.....Orlando Huff
TE.....Adam Berger	LCB.....Robert Tate
RB.....Marcel Shipp	RCB.....David Macklin
	SS.....Adrian Wilson
	P.....Scott Player
	K.....Neil Rackers

NOTES

The team's second season under head coach **Dennis Green** was marked by close games (six losses by a TD or less) and plagued by injuries (NFL-high 15 players on injured reserve list) ... **Neil Rackers** set the NFL record with 40 field goals in the season en route to a Pro Bowl selection ... **WR Larry Fitzgerald** set the club record for receptions in a season with 103 and also had a team-high 1,409 yards en route to his first Pro Bowl ... **Anquan Boldin** also recorded 102 receptions and 1,402 yards ... **Boldin** and **Fitzgerald** became only the second pair of teammates in NFL history to record 100+ receptions and 1,400+ yards in a season ... in his first year as a Cardinal, **Kurt Warner** completed 242 of 375 passes to set the club mark for completion percentage with 64.5% ... **FS Adrian Wilson** led the team with 8.0 sacks, the most ever by an NFL defensive back since sacks became an official statistic in 1982...Arizona finished with the league's #1 passing offense (first time in team history) and ranked 8th in both overall offense and defense (the only NFL team in the top 10 in both)...the team played in the NFL's first-ever regular season game outside of the U.S. and defeated the 49ers in Mexico City in front of an NFL record crowd of 103,467...2005 was the team's 18th and final season at Sun Devil Stadium.

FINAL NFC WEST STANDINGS

Team	W	L	T	Pct.	Pts.	OP
Seattle	13	3	0	.812	452	271
St. Louis	6	10	0	.375	363	429
Arizona	5	11	0	.312	311	387
San Francisco	4	12	0	.250	239	428



ARIZONA CARDINALS

2006 (5-11)

HEAD COACH DENNIS GREEN

Sept. 10	San Francisco	W	34-27	63,407
Sept. 17	At Seattle	L	10-21	67,470
Sept. 24	St. Louis	L	14-16	63,278
Oct. 1	At Atlanta	L	10-32	68,981
Oct. 8	Kansas City	L	20-23	63,445
Oct. 16	Chicago	L	23-24	63,977
Oct. 22	At Oakland	L	9-22	61,595
Oct. 29	At Green Bay	L	14-31	70,809
Nov. 5	Open Date			
Nov. 12	Dallas	L	10-27	63,926
Nov. 19	Detroit	W	17-10	63,348
Nov. 26	At Minnesota	L	26-31	63,483
Dec. 3	At St. Louis	W	34-20	65,612
Dec. 10	Seattle	W	27-21	63,603
Dec. 17	Denver	L	20-37	63,845
Dec. 24	At San Francisco	W	26-20	67,751
Dec. 31	At San Diego	L	20-27	66,492

Home: 3-5 (508,829). Away: 2-6 (532,193)

TEAM STATISTICS

	Cards	Opp.
Total First Downs.....	298	331
Rushing	84	114
Passing	187	186
Penalty	27	31
3rd Down: Made/Att	83/212	83/201
3rd Down Pct.	39.2	41.3
4th Down: Made/Att	10/15	7/15
4th Down Pct.	66.7	46.7
Possession Avg.....	29:59	30:01
Total Net Yards.....	5000	5591
Avg. Per Game	312.5	349.4
Total Plays.....	999	1018
Avg. Per Play	5.0	5.5
Net Yards Rushing.....	1338	1897
Avg. Per Game	83.6	118.6
Total Rushes	419	458
Net Yards Passing.....	3662	3694
Avg. Per Game	228.9	230.9
Sacked/Yards Lost	35/262	38/238
Gross Yards	3924	3932
Att./Completions	545/322	522/321
Completion Pct.	59.1	61.5
Had Intercepted	17	16
Punts/Average.....	68/43.6	58/44.8
Net Punting Avg.....	68/34.5	58/37.7
Penalties/Yards.....	117/937	95/815
Fumbles/Ball Lost.....	31/13	29/17
Touchdowns.....	33	42
Rushing	12	16
Passing	17	21
Returns	4	5

SCORE BY PERIOD

	Q1	Q2	Q3	Q4	OT	PTS
Team	104	81	46	83	0	314
Opponents	84	100	100	105	0	389

SCORING

	TD	Ru	Pa	Rt	K-PAT	FG	S	Pts.
Rackers	0	0	0	0	32/32	28/37	0	116
Fitzgerald	6	0	6	0	0/0	0/0	0	36
James	6	0	0	0	0/0	0/0	0	36
Boldin	4	0	4	0	0/0	0/0	0	24
Bry. Johnson	4	0	4	0	0/0	0/0	0	24
Shipp	4	0	4	0	0/0	0/0	0	24
Leinart	2	2	0	0	0/0	0/0	12	12
Walters	2	0	2	0	0/0	0/0	12	12
Wilson	2	0	2	0	0/0	0/0	12	12
Arrington	1	0	1	0	0/0	0/0	6	6
Bergen	1	0	1	0	0/0	0/0	6	6
Smith	1	0	1	0	0/0	0/0	6	6
Team	33	12	17	4	32/32	28/37	0	314
Opponents	42	16	21	5	42/42	31/41	389	

2-Pt. Conversions: Team 0/1, Opponents 0/0

PASSING

	Att.	Comp.	Yds	Cmp%	Yds/Att.	Td	Td%	Int	Int%	Long	Sack/Lost	Rating
Leinart	377	214	2547	56.8	6.76	11	2.9	12	3.2	58	21/158	74.0
Warner	168	108	1377	64.3	8.20	6	3.6	5	3.0	64	14/104	89.3
Team	545	322	3924	59.1	7.20	17	3.1	17	3.1	64	35/262	78.7
Opponents	522	321	3932	61.5	7.53	21	4.0	16	3.1	78	38/238	85.4

SACKS

Okeafor 8.5, Dansby 8, Berry 6, Wilson 5, Smith 2.5, Cooper LG 2, Cooper TM 2, Dockett 2, Clancy 1, Hayes 1, Pace 1, Watson 1. **Team 38.0, Opponents 35.0**

RUSHING

	No.	Yds	Avg	Long	TD
James	337	1159	3.4	18	6
Leinart	22	49	2.2	14	2
Shipp	17	41	2.4	9t	4
Ayanbadejo	9	37	4.1	11	0
Boldin	5	28	5.6	18	0
Arrington	14	19	1.4	9	0
Schable	1	5	5.0	5	0
Warner	13	3	0.2	9	0
Fitzgerald	0	0	—	0	0
Bry. Johnson	1	-3	-3.0	-3	0
Team	419	1338	3.2	18	12
Opponents	458	1897	4.1	78t	16

RECEIVING

	No.	Yds	Avg	Long	TD
Boldin	83	1203	14.5	64	4
Fitzgerald	69	946	13.7	57	6
Bry. Johnson	40	740	18.5	58	4
James	38	217	5.7	14	0
Walters	23	209	9.1	26	2
Ayanbadejo	17	139	8.2	27	0
Pope	16	161	10.1	33	0
Bergen	15	111	7.4	17	1
Arrington	8	58	7.3	19	0
Shipp	6	60	10.0	22	0
Spurlock	4	31	7.8	15	0
Wakefield	2	24	12.0	19	0
Bronson	1	25	25.0	25	0
Team	322	3924	12.2	64	17
Opponents	321	3932	12.2	78	21

INTERCEPTIONS

	No.	Yds	Avg	Long	TD
Wilson	4	146	36.5	99t	1
Griffith	3	30	10.0	23	0
Hayes	3	24	8.0	24	0
Francisco	2	61	30.5	44	0
Macklin	1	56	56.0	56	0
Rolle	1	23	23.0	23	0
Beisel	1	11	11.0	11	0
Dockett	1	-1	-1.0	-1	0
Team	16	350	21.9	99t	1
Opponents	17	110	6.5	37t	1

PUNT RETURNS

	Ret	FC	Yds	Avg	Long	TD
Walters	24	12	250	10.4	37	0
Bry. Johnson	1	1	0	0.0	0	0
Team	25	13	250	10.0	37	0
Opponents	44	6	562	12.8	83t	1

KICKOFF RETURNS

	No.	Yds	Avg	Long	TD
Arrington	67	1520	22.7	99t	1
Spurlock	3	54	18.0	21	0
Bry. Johnson	2	29	14.5	16	0
Wakefield	1	7	7.0	7	0
Team	73	1610	22.1	99t	1
Opponents	58	1481	25.5	64	0

PUNTING

	No.	Yds	Avg	Net	TB	In	Lg	B
Player	66	2965	44.9	34.5	3	18	58	2
Team	68	2965	43.6	34.5	3	18	58	2
Opponents	58	2596	44.8	37.7	8	18	66	0

FIELD GOALS

	1-19	20-29	30-39	40-49	50+
Rackers	0/0	11/11	9/9	7/10	1/7
Team	0/0	11/11	9/9	7/10	1/7
Opponents	1/1	9/9	11/13	9/9	1/2

USUAL STARTING LINEUP

Offense	Defense
WR.....Larry Fitzgerald	LE.....Chike Okeafor
LT.....Leonard Davis	NT.....Kendrick Clancy
LG.....Milford Brown	UT.....Darnell Dockett
C.....Nick Leckey	RE.....Bertrand Berry/ Antonio Smith
RT.....Deuce Lutesi	SLB.....Carlos Dansby
RG.....Reggie White	MLB.....Gerald Hayes
TE.....Leonard Pope	WLB.....Orlando Huff
WR.....Anquan Boldin	LCB.....Antrel Rolle
QB.....Matt Leinart	RCB.....David Macklin
WR.....Bryant Johnson	SS.....Adrian Wilson
RB.....Edgerrin James	FS.....Robert Griffith
	P.....Scott Player
	K.....Neil Rackers

NOTES

The Cardinals opened up University of Phoenix Stadium with a game against San Francisco on September 10, the team's first season opening contest at home since moving to Arizona in 1988 ... rookie QB **Matt Leinart** takes over the starting role in October and starts 11 games, setting the franchise record for passing yards by a rookie with 2,547 and becoming the first Cardinals quarterback since 2001 to have three games in a season with a 100+ quarterback rating ... **Adrian Wilson** selected to first Pro Bowl after scoring a pair of 99-yard TDs (fumble and interception) to become first player in NFL history with two defensive TDs of 99 yards ... **Anquan Boldin** selected to second Pro Bowl after recording third 1,000-yard season of four-year career, also becoming fastest NFL player to reach 330 career receptions at Oakland ... DE **Chike Okeafor** ties career high with 8.5 sacks, recording 7.5 of them in final seven games of season ... RB **Edgerrin James** becomes first RB to rush for over 1,000 yards since 1998 finishing with 1,159 yards on franchise record 337 carries ... team sets new season attendance record with 508,829 fans and sells out every home game including first MNF game since 1999.

FINAL NFC WEST STANDINGS

Team	W	L	T	Pct.	Pts.	OP
Seattle	9	7	0	.562	335	341
St. Louis	8	8	0	.500	367	381
San Francisco	7	9	0	.438	298	412
Arizona	5	11	0	.312	314	389



2007 (8-8)

HEAD COACH KEN WHISENHUNT

Sept. 10	At San Francisco	L	17-20	68,111
Sept. 16	Seattle	W	23-20	64,542
Sept. 23	At Baltimore	L	23-26	71,372
Sept. 30	Pittsburgh	W	21-14	64,844
Oct. 7	At St. Louis	W	34-31	61,788
Oct. 14	Carolina	L	10-25	64,403
Oct. 21	At Washington	L	19-21	85,640
Oct. 28	Open Date			
Nov. 4	At Tampa Bay	L	10-17	65,267
Nov. 11	Detroit	W	31-21	64,753
Nov. 18	At Cincinnati	W	35-27	65,403
Nov. 25	San Francisco	L	31-37 (OT)	64,483
Dec. 2	Cleveland	W	27-21	64,791
Dec. 9	At Seattle	L	21-42	68,193
Dec. 16	At New Orleans	L	24-31	70,007
Dec. 23	Atlanta	W	30-27 (OT)	64,159
Dec. 30	St. Louis	W	48-19	64,571

Home: 6-2 (516,646). Away: 2-6 (555,781).

TEAM STATISTICS

	Cards	Opp.
Total First Downs	308	298
Rushing	70	90
Passing	210	185
Penalty	28	23
3rd Down: Made/Att	75/203	87/218
3rd Down Pct.	36.9%	39.9%
4th Down: Made/Att	12/14	7/15
4th Down Pct.	85.7%	46.7%
Possession Avg.	30:10	29:50
Total Net Yards	5505	5283
Avg. Per Game	344.1	330.2
Total Plays	1016	1013
Avg. Per Play	5.4	5.2
Net Yards Rushing	1440	1567
Avg. Per Game	90.0	97.9
Total Rushes	402	407
Net Yards Passing	4065	3716
Avg. Per Game	254.1	232.3
Sacked/Yards Lost	24/163	36/242
Gross Yards	4228	3958
Att./Completions	590/356	570/361
Completion Pct.	60.3%	63.3%
Had Intercepted	24	18
Punts/Average	80/40.0	73/43.6
Net Punting Avg.	32.0	37.1
Penalties/Yards ..	137/1128	118/881
Fumbles/Ball Lost ..	27/12	23/11
Touchdowns	49	45
Rushing	9	13
Passing	32	26
Returns	8	6

SCORE BY PERIOD

	Q1	Q2	Q3	Q4	OT	PTS
Team	57	148	65	131	3	404
Opponents	88	114	99	92	6	399

SCORING

	TD	RU	PA	RT	K-PA	FG	S	PTS
Rackers	0	0	0	0	47/4821/30	0	110	
Fitzgerald	10	0	10	0	0/0	0/0	0	60
Boldin	9	0	9	0	0/0	0/0	0	54
James	7	7	0	0	0/0	0/0	0	42
Pope	5	0	5	0	0/0	0/0	0	30
Rolle	3	0	3	0	0/0	0/0	0	18
Johnson	2	0	2	0	0/0	0/0	0	12
Hood	2	0	2	0	0/0	0/0	0	12
Urban	2	0	2	0	0/0	0/0	0	12
Patrick	2	0	2	0	0/0	0/0	0	12
Wells	1	0	1	0	0/0	0/0	0	6
Hayes	1	0	1	0	0/0	0/0	0	6
Warner	1	1	0	0	0/0	0/0	0	6
Shipp	1	1	0	0	0/0	0/0	0	6
Breaston	1	0	1	0	0/0	0/0	0	6
Arrington	1	0	1	0	0/0	0/0	0	6
Biemann	1	0	1	0	0/0	0/0	0	6
Team	49	9	32	8	47/4821/300	404		
Opponents	45	13	26	6	39/3928/332	399		

2-Pt. Conversions: Team 0/1, Opponents 2/5

PASSING

	Att.	Comp.	Yds.	Comp. %	Yds./Att.	TD	TD%	Int.	Int. %	Long	Sack/Lost	Rating
Warner	451	281	3417	62.3%	7.6	27	6.0%	17	3.8%	62	20/140	89.8
Leinart	112	60	647	53.6%	5.8	2	1.8%	4	3.6%	40	4/23	61.9
Rattay	27	15	164	55.6%	6.1	3	11.1%	3	11.1%	42	0/0	71.2
Boldin	0	0	0	0.0%	0.0%	0	0.0%	0	0.0%	0	0/0	0.0
Team	590	356	4228	60.3%	7.2	32	5.4%	24	4.1%	62	24/163	83.4
Opponents	570	361	3958	63.3%	6.9	26	4.6%	18	3.2%	74t	36/242	85.8

SACKS

Dockett 9.0, Pace 6.5, Smith 5.5, Hayes 4.0, Dansby 3.5, Blackstock 3.0, Berry 2.5, Tafaya 2.0. Team:36.0, Opponents 24.0

RUSHING

	No.	Yds	Avg	Long	TD
James	324	1222	3.8	27	7
Arrington	26	78	3.0	12	0
Leinart	11	42	3.8	20	0
Shipp	15	41	2.7	14	1
Warner	17	15	0.9	9	1
Boldin	1	14	14.0	14	0
Morey	1	13	13.0	13	0
Breaston	2	8	4.0	10	0
Rattay	2	5	2.5	5	0
Smith	1	3	3.0	3	0
Berger	1	0	0.0	0	0
Hasselbeck	1	-1	-1.0	-1	0
Team	402	1440	3.6	27	9
Opponents	407	1567	3.9	75	13

RECEIVING

	No.	Yds	Avg	Long	TD
Fitzgerald	100	1409	14.1	48t	10
Boldin	71	853	12.0	44t	9
Johnson	46	528	11.5	30	2
Arrington	29	241	8.3	32	1
James	24	204	8.5	26	0
Pope	23	238	10.3	31	5
Urban	22	329	15.0	42	2
Morey	8	131	16.4	62	0
Breaston	8	92	11.5	22	0
Patrick	7	73	10.4	21	2
Smith	7	59	8.4	16	0
Biemann	7	46	6.6	13	1
Shipp	4	25	6.3	9	0
Team	356	4228	11.9	62	32
Opponents	361	3958	11.0	74t	26

INTERCEPTIONS

	No.	Yds	Avg	Long	TD
Rolle	5	231	46.2	57	3
Hood	5	196	39.2	71t	2
Dansby	3	55	18.3	28	0
Wilson	2	20	10.0	20	0
Hayes	1	30	30.0	30t	1
Pace	1	14	14.0	14	0
Brown	1	5	5.0	5	0
Team	18	551	30.6	71t	6
Opponents	24	380	15.8	84t	3

PUNT RETURNS

	Ret	FC	Yds	Avg	Long	TD
S.Breaston	42	6	395	9.4	73t	1
Team	42	6	395	9.4	73t	1
Opponents	38	15	496	13.1	75t	11

KICKOFF RETURNS

	No.	Yds	Avg	Long	TD
Breaston	62	1391	22.4	59	0
Arrington	11	251	22.8	56	0
Morey	1	40	40.0	40	0
Team	74	1682	22.7	59	0
Opponents	60	1389	23.2	80	0

PUNTING

	No.	Yds	Avg	Net	TB	In	Lg	B
Barr	59	2385	40.4	31.7	5	15	61	1
Berger	20	813	40.7	33.0	2	6	56	0
Team	79	3198	40.0	32.0	7	21	61	1
Opponents	73	3181	43.6	37.1	4	20	60	0

FIELD GOALS

	1-19	20-29	30-39	40-49	50+
Rackers	2/2	5/5	6/8	5/6	3/9
Team	2/2	5/5	6/8	5/6	3/9
Opponents	1/1	9/10	10/10	8/10	0/2

USUAL STARTING LINEUP

Offense	Defense
WR.....Larry Fitzgerald	LE.....Antonio Smith
LT.....Mike Gandy	NT.....Gabe Watson
LG.....Reggie Wells	DT.....Darnell Dockett
C.....Al Johnson	RE.....Bertrand Berry
RG.....Deuce Lutui	WLB.....Karllos Dansby
RT.....Levi Brown	MLB.....Gerald Hayes
TE.....Leonard Pope	SLB.....Calvin Pace
WR.....Anquan Boldin	LCB.....Rod Hood
QB.....Kurt Warner	RCB.....Eric Green
RB.....Terrelle Smith	SS.....Adrian Wilson
FB.....Edgerrin James	FS.....Terrence Holt

NOTES

Under first year head coach **Ken Whisenhunt**, the Cardinals finished the season with an 8-8 record, their best finish since 1998 ... the team finished with a home record of 6-2, their best home record since they finished 6-1 in 1976 ... **Kurt Warner** took over as the starting QB in week six after **Matt Leinart** injured his shoulder and throws for 27 touchdowns, the second-highest passing TD total in team history ... **Larry Fitzgerald** earned his second Pro Bowl nod after leading the NFC in both receptions (100) and receiving yards (1,409) and he also tied the franchise record with TD receptions in five consecutive games ... **Edgerrin James** rushed for 1,222 yards on the season, joining **Ottis Anderson** as the only Cardinal running backs to record a season with 1,200+ yards rushing while the two are also the only ones with back-to-back 1,000-yard seasons ... **Anquan Boldin** became the fastest receiver in NFL history to reach 400 receptions (doing so in his 67th career game) while also establishing a new career-high with nine touchdown receptions ... **Antrel Rolle's** three interception returns for touchdowns in led the NFL and tied for the second-most in NFL history for a single game while his two interceptions returns in week 11 at Cincinnati tied the NFL record for a single game ... **Darnell Dockett** collected nine sacks on the year, tying the franchise record for sacks by a defensive tackle and led the NFL among interior defensive linemen ... for the second season in a row the team sold out every home game and set a new season attendance record with 516,646 fans attending a regular season game.

FINAL NFC WEST

STANDINGS

Team	W	L	T	Pct.	Pts.	OP
Seattle	10	6	0	.625	393	291
Arizona	8	8	0	.500	404	399
San Francisco	5	11	0	.312	219	364
St. Louis	3	13	0	.188	263	438

2008 (9-7)

HEAD COACH KEN WHISENHUNT

Sep. 7	At San Francisco	W	23-13	67,186
Sep. 14	Miami	W	31-10	63,445
Sep. 21	At Washington	L	17-24	90,060
Sep. 28	At NY Jets	L	35-56	78,222
Oct. 5	Buffalo	W	41-17	67,830
Oct. 12	Dallas	W	30-24 (OT)	64,389
Oct. 19	Open Date			
Oct. 26	At Carolina	L	23-27	72,010
Nov. 2	At St. Louis	W	34-13	61,303
Nov. 10	San Francisco	W	29-24	64,519
Nov. 16	At Seattle	W	26-20	67,616
Nov. 23	NY Giants	L	29-37	64,541
Nov. 27	At Philadelphia	L	20-48	69,144
Dec. 7	St. Louis	W	34-10	63,720
Dec. 14	Minnesota	L	14-35	64,457
Dec. 21	At New England	L	7-47	68,756
Dec. 28	Seattle	W	34-21	63,874
			427-426	
Home: 6-2 (512,775).	Away: 3-5 (574,297)			
NFC Wild Card Game				
Jan. 3	Atlanta	W	30-24	62,848
NFC Divisional Playoff				
Jan. 10	At Carolina	W	33-13	73,695
NFC Championship Game				
Jan. 18	Philadelphia	W	32-25	70,650
Super Bowl XLIII				
Feb. 1	Pittsburgh	L	23-27	70,774
			118-89	

TEAM STATISTICS

	Cards	Opp.
Total First Downs.....	328	312
Rushing	72	117
Passing	231	172
Penalty	25	23
3rd Down: Made/Att	83/198	92/207
3rd Down Pct.	41.9%	44.4%
4th Down: Made/Att	8/16	13/17
4th Down Pct.	50.0%	76.5%
Possession Avg.....	30.09	29.51
Total Net Yards.....	5852	5304
Avg. Per Game	365.8	331.5
Total Plays	998	993
Avg. Per Play	5.9	5.3
Net Yards Rushing.....	1178	1764
Avg. Per Game	73.6	110.3
Total Rushes	340	445
Net Yards Passing.....	4674	3540
Avg. Per Game	292.1	221.3
Sacked/Yards Lost	28/201	31/191
Gross Yards	4875	3731
Att./Completions	630/418	517/323
Completion Pct.	66.3%	62.5%
Had Intercepted	15	13
Punts/Average.....	60/41.8	61/45.5
Net Punting Avg.....	34.1	40.0
Penalties/Yards.....	107/781	98/816
Fumbles/Ball Lost.....	27/15	26/17
Touchdowns.....	51	52
Rushing	14	13
Passing	31	36
Returns	6	3

SCORE BY PERIOD

	Q1	Q2	Q3	Q4	OT	PTS
Team	64	117	154	86	6	427
Opponents	84	150	81	111	0	426

SCORING

	TD	RU	PA	RT	K-PAT	FG	S	PTS
Rackers	0	0	0	0	44/44	25/28	0	119
Fitzgerald	12	0	12	0	0/0	0/0	0	72
Boldin	11	0	11	0	0/0	0/0	0	66
Hightower	10	10	0	0	0/0	0/0	0	60
Urban	4	0	4	0	0/0	0/0	0	24
James	3	3	0	0	0/0	0/0	0	20
Arrington	3	1	1	0	0/0	0/0	0	18
Breaston	3	0	3	0	0/0	0/0	0	18
R-Cromartie	1	0	0	1	0/0	0/0	0	6

PASSING

	Att.	Comp.	Yds.	Comp. %	Yds./Att.	TD	TD%	Int.	Int. %	Long	Sack/Lost	Rating
Warner	598	401	4583	67.1%	7.7	30	5.0%	14	2.3%	79t	26/182	96.9
Leinart	29	15	264	51.7%	9.1	1	3.4%	1	3.4%	78t	2/19	80.2
Urban	1	1	18	100.0%	18.0	0	0.0%	0	0.0%	18	0/0	118.8
Johnson	1	1	10	100.0%	10.0	0	0.0%	0	0.0%	10	0/0	108.3
Arrington	1	0	0	0.0%	0.0	0	0.0%	0	0.0%	0	0/0	39.6
Team	630	418	4875	66.3%	7.7	31	4.9%	15	2.4%	79t	28/201	96.1
Opponents	517	323	3731	62.5%	7.2	36	7.0%	13	2.5%	87t	31/191	97.0

SCORING (CONT.)

	TD	RU	PA	RT	K-PAT	FG	S	PTS
Dockett	1	0	0	1	0/0	0/0	0	6
Rolle	1	0	0	1	0/0	0/0	0	6
Beisel	1	0	0	1	0/0	0/0	0	6
Hood	1	0	0	1	0/0	0/0	0	6
Team	51	14	31	6	44/44	28/1	427	
Opponents	52	13	36	3	49/49	21/1	426	

2-Pt. Conversions: Team 1/6, Opponents 1/3

SACKS

Berry 5.0, Okeafar 4.5, Dansby 4.0, Dockett 4.0, LaBoy 4.0, Smith 3.5, Wilson 2.5, C.Haggans 1.0, Robinson 1.0, Watson 1.0, Hayes 0.5.

Team 31.0, Opponents 27.0

RUSHING

	No.	Yds	Avg	Long	TD
James	133	514	3.9	35	3
Hightower	143	399	2.8	30t	10
Arrington	31	187	6.0	30	1
Boldin	9	67	7.4	30	0
Breaston	2	8	4.0	4	0
Leinart	4	5	1.3	8	0
Warner	18	-2	-0.1	11	0
Team	340	1178	3.5	35	14
Opponents	445	1764	4.0	41t	13

RECEIVING

	No.	Yds	Avg	Long	TD
Fitzgerald	96	1431	14.9	78t	12
Boldin	89	1038	11.7	79t	11
Breaston	77	1006	13.1	58	3
Urban	34	448	13.2	56t	4
Hightower	34	237	7.0	26	0
Arrington	29	255	8.8	35	1
Doucet	14	90	6.4	12	0
James	12	85	7.1	16	0
Patrick	11	104	9.5	19	0
Pope	9	77	8.6	25	0
Castille	4	11	2.8	5	0
Tuman	3	41	13.7	18	0
Smith	2	24	12.0	18	0
Spach	2	15	7.5	8	0
Rolle	1	9	9.0	9	0
Brown	1	4	4.0	4	0
Campbell	0	0	0	0	0
Team	418	4875	11.7	79t	31
Opponents	323	3731	11.6	87t	36

INTERCEPTIONS

	No.	Yds	Avg	Long	TD
Rodgers-Cromartie	4	157	39.3	99t	1
Dansby	2	47	23.5	34	0
Wilson	2	37	18.5	28	0
Rolle	1	40	40.0	40t	1
Okeafar	1	39	39.0	39	0
Green	1	1	1.0	1	0
Brown	1	0	0.0	0	0
Hood	1	0	0.0	0	0
Team	13	321	24.7	99t	2
Opponents	15	276	18.4	58	1

PUNT RETURNS

	Ret	FC	Yds	Avg	Long	TD
Breaston	33	10	237	7.2	25	0
Team	33	10	237	7.2	25	0
Opponents	29	13	381	13.1	82t	1

KICKOFF RETURNS

	No.	Yds	Avg	Long	TD
Arrington	36	923	25.6	93t	1
Breaston	33	667	20.2	38	0
Morey	2	23	11.5	15	0
Campbell	2	16	8.0	16	0
Urban	2	1	0.5	1	0
Team	75	1630	21.7	93t	1
Opponents	69	1724	25.0	104t	1

PUNTING

	No.	Yds	Avg	Net	TB	In	Lg	B
Johnson	40	1670	41.8	35.2	4	13	59	0
Graham	20	839	42.0	32.0	0	7	59	0
Team	60	2509	41.8	34.1	4	20	59	0
Opponents	60	2777	45.5	40.0	5	20	63	1

FIELD GOALS

		1-19	20-29	30-39	40-49	50+
N. Rackers	0/0	9/9	9/11	6/6	1/2	
Team	0/0	9/9	9/11	6/6	1/2	
Opponents	0/0	4/4	9/11	5/8	3/4	

USUAL STARTING LINEUP

Offense	Defense
WR ...Larry Fitzgerald	LEAntonio Smith
LTMike Gandy	NTBryan Robinson
LGReggie Wells	DTDarnell Dockett
CLyle Sendlein	RETravis LaBoy
RGDeuce Lutui	WLBKarlus Dansby
RTLevi Brown	MLBGerald Hayes
TELeonard Pope	SLBChike Okeafar
WRAnquan Boldin	LCBRod Hood
QBKurt Warner	RCB ...D. Rodgers-Cromartie
FBTerrelle Smith	SSAdrian Wilson
RB ...Edgerrin James/	FSAntrel Rolle
Tim Hightower	

NOTES

The Cardinals capped 2008 season with a memorable playoff run, winning the NFC Championship game against Philadelphia and playing in Super Bowl XLIII vs. Pittsburgh ... won their first division title since 1975, winning the NFC West with a perfect 6-0 division record and finishing the regular season 9-7 overall ... under second-year head coach **Ken Whisenhunt**, Cardinals made first playoff appearance since 1998 in Wild Card game vs. Falcons, and earned second round playoff win in franchise history with victory at Carolina ... became first 4th seed to host a conference championship game and first 4th seed to advance to Super Bowl ... Cardinals recorded 12 wins on the season, the most in a single-season in franchise history and they won more playoff games in 2008 (3) than they had in their total playoff history (2) ... finished the regular season with an 8-2 home record and improved record at University of Phoenix Stadium to 14-4 under Whisenhunt ... **Kurt Warner** sets franchise record with 30 TD passes while also earning his fourth Pro Bowl selection ... Warner also sets team marks for attempts, completions, completion percentage, passer rating and finished second in passing yards ... **Larry Fitzgerald** earned his second consecutive Pro Bowl selection and third overall after once again leading the NFC in both receptions (96) and receiving yards (1431) while also collecting a career high 12 touchdowns ... Fitzgerald set single postseason records for receptions (30), yards (546), and receiving touchdowns (7) while also collecting over 100 receiving yards in all four postseason games ... **Anquan Boldin** earned his third trip to the Pro Bowl after becoming the first receiver in team history to have four 1,000 yard receiving seasons to go along with a career high 11 TDs ... reached 500 receptions in 80th game, reaching the milestone in fewer games than any other receiver in NFL history ... also set franchise mark with 24 100-yard receiving games ... **Tim Hightower's** 10 rushing TDs during the regular season set a franchise record for rookie ... Rookie **Dominique Rodgers-Cromartie** led the team with four INTs during the regular season including tying the franchise record for longest INT return with a 99-yard return for a touchdown against St. Louis ... for the third season in a row, the team sold out every home game including both playoff contests.

FINAL NFC WEST STANDINGS

Team	W	L	T	Pct.	Pts.	OP
Arizona	9	7	0	.563	427	426
San Francisco	7	9	0	.438	339	381
Seattle	4	12	0	.250	294	392
St. Louis	2	14	0	.125	232	465



2009 (10-6)

HEAD COACH KEN WHISENHUNT

Sept. 13	San Francisco	L	16-20	61,981
Sept. 20	At Jacksonville	W	31-17	46,520
Sept. 27	Indianapolis	L	10-31	62,692
Oct. 4	Open Date			
Oct. 11	Houston	W	28-21	61,819
Oct. 18	At Seattle	W	27-3	67,588
Oct. 25	At NY Giants	W	24-17	78,299
Nov. 1	Carolina	L	21-34	62,031
Nov. 8	At Chicago	W	41-21	62,309
Nov. 15	Seattle	W	31-20	62,278
Nov. 22	At St. Louis	W	21-13	59,839
Nov. 29	At Tennessee	L	17-20	69,149
Dec. 6	Minnesota	W	30-17	64,121
Dec. 14	At San Francisco	L	9-24	69,732
Dec. 20	At Detroit	W	31-24	40,577
Dec. 27	St. Louis	W	31-10	62,624
Jan. 3	Green Bay	L	7-33	67,597

375-325

Home: 4-4 (505,143). Away: 6-2 (494,013)

NFC Wild Card Game

Jan. 10 Green Bay W 51-45 (OT) 61,926

NFC Divisional Playoff

Jan. 16 At New Orleans L 14-45 70,149
65-90

TEAM STATISTICS

	Cards	Opp.
Total First Downs.....	317	289
Rushing	77	81
Passing	215	188
Penalty	25	20
3rd Down: Made/Att	69/190	82/232
3rd Down Pct.	36.3%	35.3%
4th Down: Made/Att	5/9	12/24
4th Down Pct.	55.6%	50.0%
Possession Avg.....	29:52	30:08
Total Net Yards.....	5510	5543
Avg. Per Game	344.4	346.4
Total Plays	985	1038
Avg. Per Play	5.6	5.3
Net Yards Rushing.....	1494	1804
Avg. Per Game	93.4	112.8
Total Rushes	365	402
Net Yards Passing.....	4016	3739
Avg. Per Game	251.0	233.7
Sacked/Yards Lost	26/184	43/259
Gross Yards	4200	3998
Att./Completions	594/392	593/346
Completion Pct.	66.0%	58.3%
Had Intercepted	18	21
Punts/Average.....	86/47.0	84/44.9
Net Punting Avg.....	40.6	39.4
Penalties/Yards	108/886	104/840
Fumbles/Ball Lost.....	32/18	20/8
Touchdowns.....	46	38
Rushing	16	13
Passing	27	22
Returns	3	3

SCORE BY PERIOD

	Q1	Q2	Q3	Q4	OT	PTS
Team	76	132	82	85	0	375
Opponents	67	101	62	95	0	325

SCORING

	TD	R	PA	RT	K-PAT	FG	S	PTS
Rackers	0	0	0	0	37/38	16	17	85
Fitzgerald	13	0	13	0	0/0	0	0	78
Hightower	8	8	0	0	0/0	0	0	48
Wells	7	7	0	0	0/0	0	0	42
Boldin	5	1	4	0	0/0	0	0	30
Breaston	3	0	3	0	0/0	0	0	18
Nugent	0	0	0	0	8/8	2/2	0	14
S-Howling	2	0	1	1	0/0	0	0	12
Patrick	2	0	2	0	0/0	0	0	12
Wright	2	0	2	0	0/0	0	0	12
Rolle	1	0	0	1	0/0	0	0	6
R-Cromartie	1	0	0	1	0/0	0	0	6
Doucet	1	0	1	0	0/0	0	0	6
Becht	1	0	1	0	0/0	0	0	6
Team	46	16	27	3	45/46	18	190	375
Opponents	38	13	22	3	38/38	19	250	325
2-Pt. Conversions:	Team	0	0	0	Opponents	0	0	0

2-Pt. Conversions: Team 0/0, Opponents 0/0

PASSING

	Att.	Comp.	Yds.	Comp. %	Yds./Att.	TD	TD%	Int.	Int. %	Long	Sack/Lost	Rating
Warner	513	339	3753	66.1%	7.3	26	5.1%	14	2.7%	45	24/172	93.2
Leinart	77	51	435	66.2%	5.6	0	0.0%	3	3.9%	28	2/12	64.6
St. Pierre	4	2	12	50.0%	3.0	1	25.0%	1	25.0%	9	0/0	56.3
Team	594	392	4200	66.0%	7.1	27	4.5%	18	3.0%	45	26/184	89.1
Opponents	593	346	3998	58.3%	6.7	22	3.7%	21	3.5%	42	43/259	76.4

SACKS

Dockett 7.0, Campbell 7.0, Berry 6.0, Haggans 5.0, Okeafor 4.5, Branch 2.0, Wilson 2.0, Iwebema 2.0, Davis 2.0, Rolle 1.5, Robinson 1.0, Banks 1.0, Dansby 1.0. Team 42.0, Opponents 26.0

RUSHING

	No.	Yds	Avg	Long	TD
Wells	176	793	4.5	33	7
Hightower	143	598	4.2	50	8
Breaston	2	44	22.0	25	0
Wright	3	17	5.7	8	0
S-Howling	6	15	2.5	5	0
Boldin	3	12	4.0	5t	1
Warner	21	10	0.5	10	0
Rolle	1	9	9.0	9	0
St. Pierre	1	2	2.0	2	0
Leinart	9	-6	-0.7	1	0
Team	365	1494	4.1	50	16
Opponents	402	1804	4.5	85t	13

RECEIVING

	No.	Yds	Avg	Long	TD
Fitzgerald	97	1092	11.3	34t	13
Boldin	84	1024	12.2	44	4
Hightower	63	428	6.8	23	0
Breaston	55	712	12.9	45	3
Urban	18	186	10.3	40	0
Doucet	17	214	12.6	29	1
Patrick	12	146	12.2	28	2
Wells	12	143	11.9	25	0
S-Howling	10	83	8.3	15	1
Wright	9	53	5.9	10	2
Becht	7	61	8.7	16	1
Spach	4	38	9.5	22	0
Kreider	4	20	5.0	8	0
Team	392	4200	10.7	45	27
Opponents	346	3998	11.6	72	22

INTERCEPTIONS

	No.	Yds	Avg	Long	TD
R-Cromartie	6	77	12.8	49t	1
Wilson	5	56	11.2	41	0
Rolle	4	71	17.8	29	0
Brown	1	85	85.0	80	0
Ware	1	18	18.0	18	0
Adams	1	17	17.0	17	0
Dansby	1	11	11.0	11	0
Dockett	1	3	3.0	3	0
Toler	1	0	0.0	0	0
Team	21	338	16.1	80	1
Opponents	18	312	17.3	101t	3

PUNT RETURNS

	Ret	FC	Yds	Avg	Long	TD
Breaston	38	11	253	6.7	64	0
Rolle	6	2	55	9.2	27	0
Toler	1	0	0	0.0	0	0
Team	45	13	308	6.8	64	0
Opponents	47	14	493	10.5	62	0

KICKOFF RETURNS

	No.	Yds	Avg	Long	TD
S-Howling	52	1257	24.2	99t	1
Wright	2	27	13.5	18	0
Team	54	1284	23.8	99t	1
Opponents	61	1248	20.5	63	0

PUNTING

	No.	Yds	Avg	Net	TB	In	Lg	B
Graham	86	4045	47.0	40.6	3	42	64	0
Team	86	4045	47.0	40.6	3	42	64	0
Opponents	84	3774	44.9	39.4	8	30	64	0

FIELD GOALS

	1-19	20-29	30-39	40-49	50+
Rackers	0/0	4/4	6/6	6/7	0/0
Nugent	1/1	0/0	0/0	1/1	0/0
Team	1/1	4/4	6/6	7/8	0/0
Opponents	0/0	8/8	8/10	1/3	2/4

USUAL STARTING LINEUP

Offense	Defense
WR... Larry Fitzgerald	DE... Calais Campbell
LT... Mike Gandy	NT... Bryan Robinson
LG... Reggie Wells	DT... Darnell Dockett
C... Lyle Sendlein	ROLB... Chike Okeafor
RG... Deuce Lutui	ILB... Carlos Dansby
RT... Levi Brown	LB... Gerald Hays
TE... Anthony Becht	LOLB... Clark Haggans
WR... Anquan Boldin	RCB... Bryant McFadden
QB... Kurt Warner	LCB... D. Rodgers-Cromartie
FB... Dan Kreider	SS... Adrian Wilson
RB... Tim Hightower	FS... Antrel Rolle

NOTES

The Cardinals earned their first back-to-back division titles since 1974-75 with a 10-6 regular season record, their best record since the NFL went to a 16-game schedule in 1978 ... hosted a playoff game for the second straight season and beat the Green Bay Packers 51-45 an overtime thriller that was the highest scoring game in NFL postseason history ... improved the Cardinals record to 4-0 all-time in home postseason games and gave the team postseason wins in back-to-back seasons for first time ever ... avoided the Super Bowl curse by becoming just the third team since 1999 to return to the postseason after finishing as Super Bowl runner-up ... third-year head coach **Ken Whisenhunt** led the Cardinals to their second straight division title ... first time since 1976 that the Cardinals have posted 10+ wins in a regular season ... the Cardinals were 6-2 on the road, the most road wins in a single season since 1963 (6) ... for the first time since 1975, the Cardinals went without back-to-back losses in a single season; they were the only NFL team in 2009 to accomplish the feat ... **Kurt Warner** became first quarterback in team history to throw for 3,000+ yards and 20+ touchdowns in three consecutive seasons ... **Larry Fitzgerald** earned his third consecutive Pro Bowl selection and fourth overall after leading the NFL for a second consecutive season with a career-high 13 touchdown receptions ... **Anquan Boldin** reached 586 receptions for his career and passed Larry Centers (535) to become the franchise's all-time leader in receptions ... **Adrian Wilson** had two sacks and five interceptions to become the 10th player in NFL history with 20 sacks and 20 interceptions in their career while also earning third Pro Bowl selection and All-Pro first team honors ... **Ben Graham** tied NFL record with 42 punts inside the 20-yard line ... **Dominique Rodgers-Cromartie**, **Antrel Rolle** and **Darnell Dockett** selected to Pro Bowl along with Wilson and Fitzgerald... for the fourth season in a row, the team sold out every home game including the Wild Card Playoff contest.

FINAL NFC WEST STANDINGS

Team	W	L	T	Pct.	Pts.	OP
Arizona	10	6	0	.625	375	325
San Francisco	8	8	0	.500	330	281
Seattle	5	11	0	.313	280	390
St. Louis	1	15	0	.063	175	436

2010 (5-11)

HEAD COACH KEN WHISENHUNT

Sept. 12	At St. Louis	W	17-13	52,440
Sept. 19	At Atlanta	L	7-41	66,824
Sept. 26	Oakland	W	24-23	62,439
Oct. 3	At San Diego	L	10-41	63,189
Oct. 10	New Orleans	W	30-20	62,621
Oct. 17	Open Date			
Oct. 24	At Seattle	L	10-22	67,038
Oct. 31	Tampa Bay	L	35-38	61,857
Nov. 7	At Minnesota	L	24-27 (OT)	61,120
Nov. 14	Seattle	L	18-36	64,904
Nov. 21	At Kansas City	L	13-31	66,247
Nov. 29	San Francisco	L	6-27	63,208
Dec. 5	St. Louis	L	6-19	61,874
Dec. 12	Denver	W	43-13	62,223
Dec. 19	At Carolina	L	12-19	71,849
Dec. 25	Dallas	W	27-26	63,971
Jan. 2	At San Francisco	L	7-38	69,732

289-434

Home 4-4 (500.097). Away 1-7 (521.439).

TEAM STATISTICS

	Cards	Opp.
Total First Downs.....	241	339
Rushing	67	123
Passing	154	178
Penalty	20	38
3rd Down: Made/Att	58/209	87/233
3rd Down Pct.	27.8%	37.3%
4th Down: Made/Att	7/18	9/17
4th Down Pct.	38.9%	52.9%
Possession Avg.	26:14	33:46
Total Net Yards.....	4309	5977
Avg. Per Game	269.3	373.6
Total Plays	931	1092
Avg. Per Play	4.6	5.5
Net Yards Rushing.....	1388	2323
Avg. Per Game	86.8	145.2
Total Rushes	320	526
Net Yards Passing.....	2921	3654
Avg. Per Game	182.6	228.4
Sacked/Yards Lost	50/343	33/227
Gross Yards	3264	3881
Att./Completions	561/285	533/324
Completion Pct.	50.8%	60.8%
Had Intercepted	19	17
Punts/Average.....	94/43.4	64/47.9
Net Punting Avg.	36.6	41.9
Penalties/Yards.....	108/870	108/894
Fumbles/Ball Lost	53/31	45/19
Touchdowns.....	31	45
Rushing	9	19
Passing	10	22
Returns	12	4

SCORE BY PERIODS

	Q1	Q2	Q3	Q4	OT	Pts
Team	53	98	44	94	0	289
Opponents	87	149	102	93	3	434

SCORING

	TD	R	Pa	Rt	PAT	FG	2Pt	Pts
Feely	1	1	0	0	29/29	27	0	107
Fitzgerald	6	0	6	0	0/0	0	0	38
Hightower	5	5	0	0	0/0	0	0	30
S-Howling	3	1	0	2	0/0	0	0	18
Wells	2	2	0	0	0/0	0	0	12
Roberts	2	0	2	0	0/0	0	0	12
R-Cromartie	0	2	0	2	0/0	0	0	12
Rhodes	2	0	2	0	0/0	0	0	12
Breaston	2	0	1	1	0/0	0	0	12
Adams	1	0	0	1	0/0	0	0	6
L.Brown	1	0	0	1	0/0	0	0	6
Dockett	1	0	0	1	0/0	0	0	6
Hayes	1	0	0	1	0/0	0	0	6
Doucet	1	0	1	0	0/0	0	0	6
Toler	1	0	0	1	0/0	0	0	6
Team	31	9	10	12	29/29	27	1	289
Opponents	45	19	22	4	44/45	50	1	434

2-Pt. Conversions: Team 1/ 2, Opponents 0/ 0

PASSING

	Att	Cmp	Yds	Cmp%	Yds/Att	TD	TD%
Anderson	327	169	2065	51.7%	6.3	7	2.1%
Skelton	126	60	662	47.6%	5.3	2	1.6%
Hall	78	39	370	50.0%	4.7	1	1.3%
Bartel	28	16	150	57.1%	5.4	0	0.0%
Breaston	2	1	17	50.0%	8.5	0	0.0%
Team	561	285	3264	50.8%	5.8	10	1.8%
Opponents	533	248	3881	60.8%	7.3	22	4.1%

SACKS

C.Campbell 6.0, J.Porter 5.0, C.Haggans 5.0, D.Dockett 5.0, O.Schofield 2.0, P.Lenon 2.0, A.Branch 2.0, A.Wilson 2.0, W.Davis 1.0, G.Toler 1.0, D.Washington 1.0, K.Rhodes 1.0.

Team 33.0, Opponents 50.0

RUSHING

	No.	Yds	Avg	Long	TD
Hightower	153	736	4.8	80t	5
Wells	116	397	3.4	24	2
S-Howling	23	113	4.9	30t	1
Skelton	10	49	4.9	16	0
Breaston	3	35	11.7	17	0
Wright	6	28	4.7	10	0
Anderson	5	25	5.0	11	0
Doucet	2	5	2.5	3	0
Feely	1	5	5.0	5t	1
Hall	1	-5	-5.0	-5	0
Team	320	1388	4.3	80t	9
Opponents	526	2323	4.4	48	19

RECEIVING

	No.	Yds	Avg	Long	TD
Fitzgerald	90	1137	12.6	41	6
Breaston	47	718	15.3	37	1
Doucet	26	291	11.2	36	1
Roberts	24	307	12.8	74t	2
Hightower	21	136	6.5	20	0
S-Howling	16	111	6.9	13	0
Komar	15	123	8.2	21	0
Patrick	12	117	9.8	20	0
S.Williams	9	101	11.2	17	0
Wright	8	42	5.3	9	0
Spach	7	40	5.7	14	0
Wells	5	74	14.8	43	0
Dray	3	47	15.7	24	0
Mau'ia	2	20	10.0	10	0
Johnson	0	0	0	0	0
Team	285	3264	11.5	74t	10
Opponents	324	3881	12.0	70	22

INTERCEPTIONS

	No.	Yds	Avg	Long	TD
Rhodes	4	174	43.5	66	0
R-Cromartie	3	86	28.7	32t	2
Toler	2	66	33.0	66t	1
Adams	2	36	18.0	36	0
Lenon	2	12	6.0	10	0
Wilson	2	4	2.0	4	0
Washington	1	39	39.0	39	0
Johnson	1	7	7.0	7	0
Team	17	424	24.9	66t	3
Opponents	19	389	20.5	62t	4

PUNT RETURNS

	Ret	FC	Yds	Avg	Long	TD
Roberts	35	8	263	7.5	25	0
Komar	5	0	31	6.2	9	0
Ware	1	0	0	0.0	0	0
R-Cromartie	1	0	0	0.0	0	0
Team	42	8	294	7.0	25	0
Opponents	35	20	458	13.1	48	0

KICKOFF RETURNS

	No.	Yds	Avg	Long	TD
S-Howling	57	1548	27.2	102t	2
Roberts	14	326	23.3	47	0
Breaston	7	162	23.1	27	0
Spach	2	26	13.0	15	0
Wright	2	8	4.0	8	0
S.Williams	1	14	14.0	14	0
Obiozor	1	0	0.0	0	0
Team	84	2084	24.8	102t	2
Opponents	51	1234	24.2	51	0

PUNTING

	No	Yds	Avg	Net	TB	In	Lg	B
Graham	94	4080	43.4	36.6	9	29	65	0
Team	94	4080	43.4	36.6	9	29	65	0
Opponents	64	3064	47.9	41.4	6	21	67	0

FIELD GOALS

	1-19	20-29	30-39	40-49	50+
Feely	0/0	8/8	6/6	8/10	2/3
Team	0/0	8/8	6/6	8/10	2/3
Opponents	2/17	19/10	14/7	10/4	6/6

USUAL STARTING LINEUP

Offense	Defense
WR...Larry Fitzgerald	DE...Calais Campbell
LT...Levi Brown	NT...Bryan Robinson
LG...Alan Faneca	DT...Darnell Dockett
C...Lyle Sendlein	ROLB...Joey Porter
RG...Deuce Luish	ILB...Paris Lenon
RT...Brandon Keith	ILB...Daryl Washington
Jeremy Bridges	LOLB...Clark Haggans
TE...Stephen Spach	RCB...Greg Toler
WR...Steve Breaston	LCB...D. Rodgers-Cromartie
QB...Derek Anderson	SS...Adrian Wilson
FB...Reagan Mau'ia	FS...Kerry Rhodes
RB...Tim Hightower	

NOTES

The Cardinals totaled 12 return TDs to lead the NFL, which also marked the second highest single season total in league history (Seattle, 13, 1998) ... their seven fumble recovery TDs established an NFL record ... fourth-year head coach **Ken Whisenhunt** became first head coach in franchise history to have a .500 or better record at home in first four seasons ... reached 36 victories as head coach, the third-highest total in franchise history behind Jim Hanifan (39) and Don Coryell (42) ... **Larry Fitzgerald** reached 613 career catches and passed **Anquan Boldin** (586) to become the franchise's all-time leader in receptions ... earned fifth career Pro Bowl selection (fourth in a row) and became first player in NFL history to have 90+ receptions five times in first seven seasons and just one of five players to do it in four consecutive seasons ... became youngest player to reach 600 career receptions and first player in franchise history with four consecutive 1,000 yard receiving seasons ... **Jay Feely** scored 25 points against Denver, the second highest point total in NFL history by a kicker (Rob Bironas, 26) and scored a TD on a five-yard run on a fake field goal ... **Darnell Dockett** selected to third career Pro Bowl after collecting five sacks and three fumble recoveries ... **Adrian Wilson** had a career high 118 tackles in 10th season and earned fourth Pro Bowl selection ... **LaRod Stephens-Howling** led the NFL with 1,548 kickoff return yards despite missing three games due to injury and his 27.2 yard avg. was fourth best in league ... **Russ Grimm**, the Cardinals assistant head coach, was inducted in the Pro Football Hall of Fame prior to the season ... **Max Hall** and **John Skelton** start at QB for the Cardinals, the first time in the NFL since 1994 that a team had two different rookie QBs start a game in a single season ... for the fifth season in a row, the team sold out every home game, marking 53 consecutive sellouts since the team began play at University of Phoenix Stadium in 2006.

FINAL NFC WEST STANDINGS

Team	W	L	T	Pct.	Pts.	OP
Seattle	7	9	0	.438	310	407
St. Louis	7	9	0	.438	289	328
San Francisco	6	10	0	.375	305	346
Arizona	5	11	0	.313	289	434



2011 (8-8)

HEAD COACH KEN WHISENHUNT

Sept. 11	Carolina	W	28-21	60,627
Sept. 18	At Washington	L	21-22	76,330
Sept. 25	At Seattle	L	10-13	66,199
Oct. 2	NY Giants	L	27-31	60,496
Oct. 9	At Minnesota	L	10-34	62,479
Oct. 16	Open Date			
Oct. 23	Pittsburgh	L	20-32	62,475
Oct. 30	At Baltimore	L	27-30	71,022
Nov. 6	St. Louis	W	19-13 (OT)	60,828
Nov. 13	At Philadelphia	W	21-17	69,144
Nov. 20	At San Francisco	L	7-23	69,732
Nov. 27	At St. Louis	W	23-20	56,029
Dec. 4	Dallas	W	19-13 (OT)	62,180
Dec. 11	San Francisco	W	21-19	60,808
Dec. 18	Cleveland	W	20-17 (OT)	60,443
Dec. 24	At Cincinnati	L	16-23	41,273
Jan. 1	Seattle	W	23-20 (OT)	61,798
			312-348	

Home 6-2 (489,455). Away 2-6 (512,208).

TEAM STATISTICS

	Cards	Opp.
Total First Downs.....	286	333
Rushing	83	118
Passing	175	174
Penalty	28	41
3rd Down: Made/Att	66/205	71/226
3rd Down Pct.	32.2%	31.4%
4th Down: Made/Att	9/15	4/8
4th Down Pct.	60.0%	50.0%
Possession Avg.....	28:11	31:49
Total Net Yards.....	5192	5682
Avg. Per Game	324.5	355.1
Total Plays	993	1095
Avg. Per Play	5.2	5.2
Net Yards Rushing.....	1625	1986
Avg. Per Game	101.6	124.1
Total Rushes	389	475
Net Yards Passing.....	3567	3696
Avg. Per Game	222.9	231.0
Sacked/Yards Lost	54/387	42/304
Gross Yards	3954	4000
Att./Completions	550/307	578/340
Completion Pct.	55.8%	58.8%
Had Intercepted	23	10
Punts/Average.....	92/45.0	92/44.4
Net Punting Avg.....	37.3	36.2
Penalties/Yards ..	106/1004	122/950
Fumbles/Ball Lost.....	24/9	15/9
Touchdowns.....	37	34
Rushing	12	15
Passing	21	17
Returns	4	2

SCORE BY PERIODS

	Q1	Q2	Q3	Q4	OT	Pts
Team	36	68	79	111	18	312
Opponents	81	107	85	75	0	348

SCORING

	TD	Ru	Pa	Rt	PAT	FG	2Pt	Pts
Feely	0	0	0	0	33/33	19/24	0	90
Wells	10	10	0	0	0/0	0/0	0	60
Fitzgerald	8	8	0	0	0/0	0/0	0	48
Doucet	5	0	5	0	0/0	0/0	0	30
Peterson	4	0	0	4	0/0	0/0	0	24
King	3	0	3	0	0/0	0/0	0	18
S-Howling	2	0	2	0	0/0	0/0	0	12
Roberts	2	0	2	0	0/0	0/0	0	12
Smith	1	1	0	0	0/0	0/0	0	6
Heap	1	0	1	0	0/0	0/0	0	6
Taylor	1	1	0	0	0/0	0/0	0	6
Team	37	12	21	4	33/33	19/24	0	312
Opponents	34	15	17	2	33/33	35/48	0	348

2-Pt. Conversions: Team 0/2, Opponents 0/1

PASSING

	Att	Cmp	Yds	Cmp%	Yds/Att	TD	TD%
K.Kolb	253	146	1955	57.7%	7.7	9	3.6%
J.Skelton	275	151	1913	54.9%	7.0	11	4.0%
R.Bartel	22	10	86	45.5%	3.9	1	4.5%
Team	550	307	3954	55.8%	7.2	21	3.8%
Opponents	578	340	4000	58.8%	6.9	17	2.9%

SACKS

Campbell 8.0, Acho 7.0, Washington 5.0, Schofield 4.5, Dockett 3.5, Haggans 3.0, Lenon 3.0, Rhodes 2.0, Marshall 2.0, Carter 1.0, Porter 1.0, Eason 1.0, Peterson 1.0. Team 42.0, Opponents 54.0

RUSHING

	No.	Yds	Avg	Long	TD
Wells	245	1047	4.3	71	10
S-Howling	43	167	3.9	39	0
Skelton	28	128	4.6	14	0
Smith	30	102	3.4	12	1
Taylor	20	77	3.9	34	1
Kolb	17	65	3.8	17	0
Roberts	3	27	9.0	12	0
Bartel	1	9	9.0	9	0
Sherman	1	3	3.0	3	0
Peterson	1	0	0.0	0	0
Team	389	1625	4.2	71	12
Opponents	475	1986	4.2	48t	15

RECEIVING

	No.	Yds	Avg	Long	TD
Fitzgerald	80	1411	17.6	73t	8
Doucet	54	689	12.8	70t	5
Roberts	51	586	11.5	45	2
King	27	271	10.0	48t	3
Heap	24	283	11.8	28	1
Taylor	14	91	6.5	17	0
S-Howling	13	234	18.0	73t	2
Housler	12	133	11.1	21	0
Wells	10	52	5.2	10	0
Sherman	8	72	9.0	19	0
Stuckey	4	39	9.8	12	0
Sampson	3	36	12.0	15	0
Smith	3	21	7.0	13	0
Dray	2	25	12.5	20	0
Mau'i	1	12	12.0	12	0
Peterson	1	-1	-1.0	-1	0
Team	307	3954	12.9	73t	21
Opponents	340	4000	11.8	95t	17

INTERCEPTIONS

	No.	Yds	Avg	Long	TD
Marshall	3	83	27.7	49	0
Washington	2	16	8.0	16	0
Peterson	2	1	0.5	1	0
Wilson	1	17	17.0	17	0
Campbell	1	0	0.0	0	0
Jefferson	1	0	0.0	0	0
Team	10	117	11.7	49	0
Opponents	23	296	12.9	52	1

PUNT RETURNS

	Ret	FC	Yds	Avg	Long	TD
Peterson	44	22	699	15.9	99t	4
Roberts	2	0	-3	-1.5	-1	0
Team	46	22	696	15.1	99t	4
Opponents	50	20	610	12.2	88t	1

KICKOFF RETURNS

	No.	Yds	Avg	Long	TD
S-Howling	36	857	23.8	37	0
Jefferson	14	356	25.4	51	0
Roberts	2	33	16.5	21	0
Team	52	1246	24.0	51	0
Opponents	52	1300	25.0	69	0

PUNTING

	No	Yds	Avg	Net	TB	In	Lg	B
Zastudil	87	3929	45.2	37.5	5	24	66	0
Graham	5	212	42.4	33.4	0	2	55	0
Team	92	4141	45.0	37.3	5	26	66	0
Opponents	92	4087	44.4	36.2	3	39	66	0

FIELD GOALS

	1-19	20-29	30-39	40-49	50+
Feely	0/0	9/9	4/6	5/7	1/2
Team	0/0	9/9	4/6	5/7	1/2
Opponents	0/0	12/13	9/12	11/17	3/6

USUAL STARTING LINEUP

Offense	Defense
WR...Larry Fitzgerald	DE...Calais Campbell
LT...Levi Brown	NT...Dan Williams
LG...Daryn Colledge	DT...Darnell Dockett
C...Lyle Sendlein	ROLB...Sam Acho
RG...Rex Hadnot	ILB...Paris Lenon
RT...Brandon Keith	TE...Daryl Washington
TE...Jeff King	LOLB...Clark Haggans
WR...Andre Roberts	RCB...Patrick Peterson
QB...Kevin Kolb	RCB...Richard Marshall/John Skelton
FB...Anthony Sherman	SS...Adrian Wilson
RB...Beanie Wells	FS...Rashad Johnson

NOTES

After a 1-6 start, the Cardinals finished the season winning seven of their final nine games to finish at 8-8 ... they set an NFL record with four overtime victories and had six fourth-quarter comeback victories, one shy of the NFL single-season record (Indianapolis 7, 2009) ... they led the NFL with five blocked FGs in 2011, the third straight season the Cardinals have led the league in that category ... fifth-year head coach **Ken Whisenhunt** reached 44 career wins, becoming the franchise's all-time leader in week 15 with a 20-17 OT victory over Cleveland ... rookie **Patrick Peterson** tied an NFL single-season record with four punt return TDs and established an NFL rookie record with 699 punt return yards ... he became the first player in NFL history with four punt return TDs of 80+ yards in a season, was selected to the Pro Bowl as a kick returner and was the lone rookie to be named to the Associated Press All-Pro first team ... **Larry Fitzgerald** became the franchise's all-time leader with 9,615 receiving yards, 73 receiving TDs and 32 100-yard receiving games ... he earned his sixth career Pro Bowl selection (fifth in a row) and became just the fourth player in NFL history to record at least 1,400 yards receiving four times in their career ... **Beanie Wells** became the first player in franchise history to rush for more than 1,000 yards and 10 TDs in a single season ... established a franchise single-game record with 228 rushing yards in week 12 at St. Louis ... **Adrian Wilson** earned his fifth career Pro Bowl selection (fourth in a row) after starting all 16 games and recording a career-high 16 passes defended ... **Calais Campbell** had a team-high eight sacks and tied for the NFL lead with three blocked FGs ... **Daryl Washington** led the team with a career-high 11 tackles and was one of five players in the NFL with at least five sacks and two INTs in 2011 ... **John Skelton** had a 5-2 record as a starter (6-2 when appearing in a game) while filling in for injured starter **Kevin Kolb** ... for the sixth consecutive season, the team sold out every home game, bringing the streak to 63 consecutive sellouts dating back to 2006.

FINAL NFC WEST STANDINGS

Team	W	L	T	Pct.	Pts.	OP
San Francisco	13	3	0	.813	380	229
Arizona	8	8	0	.500	312	348
Seattle	7	9	0	.438	321	315
St. Louis	2	14	0	.125	193	407

2012 (5-11)

HEAD COACH KEN WHISENHUNT

Sept. 9	Seattle	W	20-16	60,032
Sept. 16	At New England	W	20-18	68,756
Sept. 23	Philadelphia	W	27-6	60,436
Sept. 30	Miami	W	24-21 (OT)	60,183
Oct. 4	At St. Louis	L	3-17	54,653
Oct. 14	Buffalo	L	16-19	60,638
Oct. 21	At Minnesota	L	14-21	61,068
Oct. 29	San Francisco	L	3-24	62,810
Nov. 4	At Green Bay	L	17-31	70,504
Nov. 11	Open Date			
Nov. 18	At Atlanta	L	19-23	69,630
Nov. 25	St. Louis	L	17-31	60,062
Dec. 2	At NY Jets	L	6-7	79,088
Dec. 9	At Seattle	L	0-58	67,685
Dec. 16	Detroit	W	38-10	60,483
Dec. 23	Chicago	L	13-28	62,734
Dec. 30	At San Francisco	L	13-27	69,732
			250-357	
	Home 4-4 (487,125).		Away 1-7 (541,116).	

TEAM STATISTICS

	Cards	Opp.
Total First Downs.....	246	288
Rushing	58	107
Passing	168	160
Penalty	20	21
3rd Down: Made/Att	58/230	73/222
3rd Down Pct.	25.2%	32.9%
4th Down: Made/Att	10/24	4/9
4th Down Pct.	41.7%	44.4%
Possession Avg.....	29:01	30:59
Total Net Yards.....	4209	5405
Avg. Per Game	263.1	337.8
Total Plays	1018	1041
Avg. Per Play	4.1	5.2
Net Yards Rushing	1204	2192
Avg. Per Game	75.3	137.0
Total Rushes	352	506
Net Yards Passing	3005	3213
Avg. Per Game	187.8	200.8
Sacked/Yards Lost	58/378	38/228
Gross Yards	3383	3441
Att./Completions	608/337	497/270
Completion Pct.	55.4%	54.3%
Had Intercepted	21	22
Punts/Average.....	112/46.5	93/44.8
Net Punting Avg.....	41.4	38.8
Penalties/Yards	102/857	100/810
Fumbles/Ball Lost	25/133	17/111
Touchdowns	25	40
Rushing	10	12
Passing	11	20
Returns	4	8

SCORE BY PERIODS

	Q1	Q2	Q3	Q4	OT	Pts
Team	51	85	36	75	3	250
Opponents	60	136	97	61	3	357

SCORING

	TD	R	Pa	Rt	PAT	FG	2Pt	Pts
Feely	0	0	0	0	25/25	25/28	0	100
Wells	5	5	0	0	0/0	0/0	0	30
Roberts	5	0	5	0	0/0	0/0	0	30
Fitzgerald	4	0	4	0	0/0	0/0	0	24
Howling	4	4	0	0	0/0	0/0	0	24
Floyd	2	0	2	0	0/0	0/0	0	12
Sanders	1	0	0	1	0/0	0/0	0	6
Kolb	1	1	0	0	0/0	0/0	0	6
Toler	1	0	0	1	0/0	0/0	0	6
Bethel	1	0	0	1	0/0	0/0	0	6
Johnson	1	0	0	1	0/0	0/0	0	6
Team	25	10	4	25	25/28	0	250	
Opponents	40	12	20	38	38/25	35	1357	
2-Pt. Conversions: Team 0/0, Opponents 1/2								

PASSING

	Att	Cmp	Yds	Cmp%	Yds/Att	TD	TD%
K.Kolb	183	109	1169	59.6%	6.4	8	4.4%
J.Skelton	201	109	1132	54.2%	5.6	2	1.0%
R.Lindley	171	89	752	52.0%	4.4	0	0.0%
B.Hoyer	53	30	330	56.6%	6.2	1	1.9%
Team	608	337	3383	55.4%	5.6	11	1.8%
Opponents	497	270	3441	54.3%	6.9	20	4.0%

SACKS

D.Washington	9.0,	C.Campbell	6.5,
O.Schofield	4.0,	Q.Groves	4.0,
S.Acho	4.0,	A.Wilson	3.0,
P.Lenon	2.0,	D.Dockett	1.5,
W.Gay	1.0,	N.Eason	1.0,
K.Rhodes	1.0,	R.Talley	1.0.
Team 38.0, Opponents 58.0			

RUSHING

	No.	Yds	Avg	Long	TD
Howling	110	356	3.2	52	4
Wells	88	234	2.7	31t	5
Powell	60	217	3.6	17	0
Williams	58	164	2.8	25	0
Kolb	16	100	6.3	22	1
Johnson	2	64	32.0	40	0
Roberts	4	29	7.3	15	0
Peterson	2	13	6.5	17	0
Doucet	2	9	4.5	6	0
Lindley	4	7	1.8	8	0
Hoyer	1	6	6.0	6	0
Skelton	4	5	1.3	2	0
Feely	1	0	0.0	0	0
Team	352	1204	3.4	52	10
Opponents	506	2192	4.3	46	12

RECEIVING

	No.	Yds	Avg	Long	TD
Fitzgerald	71	798	11.2	37t	4
Roberts	64	759	11.9	46t	5
Floyd	45	562	12.5	53	2
Housler	45	417	9.3	33	0
Doucet	28	207	7.4	18	0
Powell	19	132	6.9	25	0
King	17	129	7.6	27	0
Howling	17	106	6.2	24	0
Heap	8	94	11.8	28	0
Williams	7	44	6.3	12	0
Sherman	5	39	7.8	19	0
Peterson	3	11	3.7	7	0
Smith	2	21	10.5	13	0
Dray	2	15	7.5	12	0
Wells	1	24	24.0	24	0
Kelemete	1	10	10.0	10	0
Byrd	1	8	8.0	8	0
Mau'i	1	7	7.0	7	0
Team	337	3383	10.0	53	11
Opponents	270	3441	12.7	80t	20

INTERCEPTIONS

	No.	Yds	Avg	Long	TD
Peterson	7	64	9.1	31	0
Rhodes	4	39	9.8	30	0
Toler	2	102	51.0	102t	1
Johnson	2	87	43.5	53t	1
Gay	2	7	3.5	6	0
Acho	2	2	1.0	2	0
Washington	1	7	7.0	7	0
Lenon	1	0	0.0	0	0
Wilson	1	-2	-2.0	-2	0
Team	22	306	13.9	102t	2
Opponents	21	379	18.0	45	5

PUNT RETURNS

	Ret	FC	Yds	Avg	Long	TD
Peterson	51	14	426	8.4	26	0
Roberts	3	0	15	5.0	10	0
Team	54	14	441	8.2	26	0
Opponents	48	36	415	8.6	52	0

KICKOFF RETURNS

	No.	Yds	Avg	Long	TD
Powell	21	507	24.1	65	0
Howling	18	405	22.5	38	0
Doucet	1	18	18.0	18	0
Team	40	930	23.3	65	0
Opponents	32	846	26.4	83	0

PUNTING

	No	Yds	Avg	Net	TB	In	Lg	B
Zastudil	112	5209	46.5	41.4	8	46	70	0
Team	112	5209	46.5	41.4	8	46	70	0
Opponents	92	4166	44.8	39.2	4	30	68	1

FIELD GOALS

	1-19	20-29	30-39	40-49	50+
J.Feely	0/0	6/6	9/10	8/10	2/2
Team	0/0	6/6	9/10	8/10	2/2
Opponents	1/1	6/7	7/8	7/12	4/7

USUAL STARTING LINEUP

Offense	Defense
WR...Larry Fitzgerald	DE....Calais Campbell
LT.....Nate Potter	NT.....Dan Williams
LG....Daryn Colledge	DT....Darnell Dockett
C.....Lyle Sendien	ROLB.....Sam Acho
RG....Adam Snyder	ILB.....Paris Lenon
RT....Bobby Massie	ILB..Daryl Washington
TE.....Jeff King	LOLB..O'Brien Schofield
WR...Andre Roberts	RCB..Patrick Peterson
QB.....Kevin Kolb	LCB.....William Gay
FB..Anthony Sherman	SS.....Adrian Wilson
RB.....Beanie Wells	FS.....Kerry Rhodes

NOTES

After starting the season 4-0 for the first time since 1974, the Cardinals endured a nine-game winless streak and finished the season 5-11 ... the offense was derailed by mounting injuries, with 17 different players on that side of the ball combining to miss 103 total games (9 on injured reserve) ... in Week 4 vs. Miami, the Cardinals earned their 500th all-time regular season win, becoming the ninth team in NFL history to reach 500 victories ... the Cardinals posted the NFL's 5th ranked pass defense and finished second in the NFL with 22 INTs ... **Larry Fitzgerald** became the youngest player in NFL history to reach 700 career receptions (29 years, 23 days) ... earned his seventh trip to the Pro Bowl, the most by any offensive player in franchise history ... **Adrian Wilson** became just the sixth player in NFL history to record at least 25 sacks and 25 INTs in their career ... **Patrick Peterson** finished fourth in the NFL with seven INTs and was named to the 2013 NFC Pro Bowl squad at CB, his second career Pro Bowl berth ... **Daryl Washington** became the first Cardinals LB named to the Pro Bowl since Seth Joyner in 1994 after leading the team with 140 tackles ... his nine sacks were the most for an NFL ILB since Bart Scott posted 9.5 sacks in 2006 for the Ravens... **Dave Zastudil** established an NFL single-season record with 46 punts inside the 20-yard line in 2012 ... **Calais Campbell** posted his third straight season with at least 60 tackles and six sacks despite missing three games with a calf injury ... **Jay Feely** totaled 100 points for the season, his eighth career 1000-point campaign and fourth in the last five years ... for the seventh consecutive season, the team sold out every home game, bringing the streak to 73 consecutive sellouts dating back to 2006.

FINAL NFC WEST STANDINGS

Team	W	L	T	Pct.	Pts.	OP
San Francisco	11	4	1	.719	397	273
Seattle	11	5	0	.688	412	245
St. Louis	7	8	1	.469	299	348
Arizona	5	11	0	.313	250	357

	Int	Int%	Long	Sack/Lost	Rating
San Francisco	3	1.6%	46t	27/159	86.1
Seattle	4	4.5%	40	15/98	55.4
St. Louis	7	4.1%	28	12/91	46.7
Arizona	2	3.8%	53	4/30	65.8
Team	21	3.5%	53	58/378	63.1
Opponents	22	4.4%	80t	38/228	71.2



2013 (10-6)

HEAD COACH BRUCE ARIANS

Sept. 8	At St. Louis	L	24-27	55,279
Sept. 15	Detroit	W	25-21	60,034
Sept. 22	At New Orleans	L	7-31	73,057
Sept. 29	At Tampa Bay	W	13-10	44,956
Oct. 6	Carolina	W	22-6	60,426
Oct. 13	At San Francisco	L	20-32	69,732
Oct. 17	Seattle	L	22-34	61,200
Oct. 27	Atlanta	W	27-13	60,671
Nov. 3	Open Date			
Nov. 10	Houston	W	27-24	60,845
Nov. 17	At Jacksonville	W	27-14	59,862
Nov. 24	Indianapolis	W	40-11	60,882
Dec. 1	At Philadelphia	L	21-24	69,144
Dec. 8	St. Louis	W	30-10	60,643
Dec. 15	At Tennessee	W	37-34 (OT)	69,143
Dec. 22	At Seattle	W	17-10	68,266
Dec. 29	San Francisco	L	20-23	63,570

Home 6-2 (488,271). Away 4-4 (509,439).

TEAM STATISTICS

	Cards	Opp.
Total First Downs.....	329	309
Rushing	84	68
Passing	205	208
Penalty	40	33
3rd Down: Made/Att	93/274	78/221
3rd Down Pct.	35.2%	35.3%
4th Down: Made/Att	5/9	6/16
4th Down Pct.	55.6%	37.5%
Possession Avg.....	30:51	29:50
Total Net Yards.....	5542	5079
Avg. Per Game	346.4	317.4
Total Plays	1037	1042
Avg. Per Play	5.3	4.9
Net Yards Rushing.....	1540	1351
Avg. Per Game	96.3	84.4
Total Rushes	422	370
Net Yards Passing.....	4002	3728
Avg. Per Game	250.1	233.0
Sacked/Yards Lost	41/289	47/337
Gross Yards	4291	4065
Att./Completions	574/363	625/367
Completion Pct.	63.2%	58.7%
Had Intercepted	22	20
Punts/Average.....	78/45.7	88/46.4
Net Punting Avg.....	40.1	42.3
Penalties/Yards.....	97/744	111/960
Fumbles/Ball Lost.....	29/9	20/10
Touchdowns.....	41	35
Rushing	12	5
Passing	24	29
Returns	5	1

SCORE BY PERIODS

	Q1	Q2	Q3	Q4	OT	Pts
Team	49	122	93	112	3	379
Opponents	94	89	41	100	0	324

SCORING

	TD	Ru	Pa	Rt	PAT	FG	2Pt	Pts
Feely	0	0	0	0	37/37	30/36	0	127
Fitzgerald	10	0	0	0	0/0	0/0	0	60
Mendenhall	8	8	0	0	0/0	0/0	1	50
Floyd	5	0	0	0	0/0	0/0	0	30
Ellington	4	3	1	0	0/0	0/0	0	24
Roberts	2	0	2	0	0/0	0/0	0	12
Dray	2	0	2	0	0/0	0/0	0	12
Dansby	2	0	2	0	0/0	0/0	0	12
Ballard	2	0	2	0	0/0	0/0	0	12
Smith	1	1	0	0	0/0	0/0	0	6
Shaughnessy	1	0	1	0	0/0	0/0	0	6
Cason	1	0	1	0	0/0	0/0	0	6
Williams	1	0	1	0	0/0	0/0	0	6
Houser	1	0	1	0	0/0	0/0	0	6
Brown	1	0	1	0	0/0	0/0	0	6
Campbell	0	0	0	0	0/0	0/0	0	2
Abraham	0	0	0	0	0/0	0/0	0	2
Team	41	12	24	5	37/37	30/36	1	379
Opponents	35	29	1	33/33	25/32	2	134	242

2-Pt. Conversions: Team 1/4, Opponents 2/2

PASSING

	Att	Cmp	Yds	Cmp%	Yds/Att	TD	TD%	Int	Int%	Long	Sack/Lost	Rating
C. Palmer	572	362	4274	63.3%	7.5	24	4.2%	22	3.8%	91t	41/289	83.9
P. Peterson	1	1	17	100.0%	17.0	0	0.0%	0	0.0%	17	0/0	118.8
L. Fitzgerald	1	0	0	0.0%	0.0	0	0.0%	0	0.0%	0	0/0	39.6
Team	574	363	4291	63.2%	7.5	24	4.2%	22	3.8%	91t	41/289	83.9
Opponents	625	367	4065	58.7%	6.5	29	4.6%	20	3.2%	72t	47/337	80.2

SACKS

Abraham 11.5, Campbell 9.0, Dansby 6.5, Dockett 4.5, Shaughnessy 3.0, Washington 3.0, Benard 2.5, Williams 1.0, Bell 1.0, Rucker 1.0, Mathieu 1.0, Moch 1.0, Acho 1.0, Arenas 1.0. Team 47.0, Opponent 41.0

RUSHING

	No.	Yds	Avg	Long	TD
Mendenhall	217	687	3.2	28	8
Ellington	118	652	5.5	80t	3
S. Taylor	36	115	3.2	15	0
Smith	18	54	3.0	21	1
Peterson	4	21	5.3	12	0
Fitzgerald	2	8	4.0	4	0
Palmer	27	3	0.1	10	0
Team	422	1540	3.6	80t	12
Opponents	370	1351	3.7	56	5

RECEIVING

	No.	Yds	Avg	Long	TD
Fitzgerald	82	954	11.6	75t	10
Floyd	65	1041	16.0	91t	5
Roberts	43	471	11.0	34t	2
Houser	39	454	11.6	31	1
Ellington	39	371	9.5	38	1
Dray	26	215	8.3	18	2
Mendenhall	18	134	7.4	24	0
Brown	11	140	12.7	32	1
Smith	10	68	6.8	10	0
S. Taylor	8	71	8.9	29	0
Ballard	7	75	10.7	29	2
Peterson	6	54	9.0	19	0
Golden	4	136	34.0	63	0
K. Taylor	3	40	13.3	17	0
Williams	1	51	51.0	51	0
Sperry	1	16	16.0	16	0
Team	363	4291	11.8	91t	24
Opponents	367	4065	11.1	72t	29

INTERCEPTIONS

	No.	Yds	Avg	Long	TD
Dansby	4	48	12.0	23t	0
Peterson	3	59	19.7	43	0
Johnson	3	35	11.7	18	1
Washington	2	49	24.5	41	1
Cason	2	36	18.0	20t	0
Mathieu	2	7	3.5	7	0
Bell	2	6	3.0	6	0
Powers	1	9	9.0	9	0
Williams	1	2	2.0	2t	0
Team	20	251	12.6	43	4
Opponents	22	399	18.1	66t	1

PUNT RETURNS

	Ret	FC	Yds	Avg	Long	TD
Peterson	33	22	198	6.0	22	0
Arenas	1	0	0	0.0	0	0
Mathieu	0	1	0	0.0	0	0
Team	34	23	198	5.8	22	0
Opponents	36	20	321	8.9	29	0

KICKOFF RETURNS

	No.	Yds	Avg	Long	TD
Arenas	23	493	21.4	46	0
Mathieu	2	8	4.0	13	0
Ellington	1	21	21.0	21	0
Peterson	1	18	18.0	18	0
Team	27	540	20.0	46	0
Opponents	54	1298	24.0	59	0

PUNTING

	No	Yds	Avg	Net	B	In	Lg	B
Zastudil	78	3566	45.7	40.1	6	35	60	0
Team	78	3566	45.7	40.1	6	35	60	0
Opponents	88	4084	46.4	42.3	8	33	69	0

FIELD GOALS

	1-19	20-29	30-39	40-49	50+
J. Feely	0/0	9/11	7/81t	12/3	5/5
Team	0/0	9/11	7/81t	12/3	5/5
Opponents	0/0	8/10	6/6	7/10	4/6

USUAL STARTING LINEUP

Offense	Defense
WR... Larry Fitzgerald	DE... Calais Campbell
LT... Bradley Sowell	NT... Dan Williams
LG... Darryn Colledge	DT... Darnell Dockett
C... Lyle Sendlein	WLB... John Abraham
RG... Paul Fanaika	ILB... Carlos Dansby
RT... Eric Winston	ILB... Daryl Washington
WR... Michael Floyd	SLB... Matt Shaughnessy
TE... Jim Dray	RCB... Patrick Peterson
QB... Rob Housler	LCB... Jerrard Powers
QB... Carson Palmer	SS... Jeremiah Bell
RB... Rashard Mendenhall	FS... Tyrann Mathieu

NOTES

The Cardinals won 7 of their final 9 games to finish 10-6, the seventh 10-win season in franchise history and first since 2009 ... head coach **Bruce Arians** joined Norm Barry (11, 1925) as the only coaches in team history to win 10+ games in his first season with the team ... **Carson Palmer** became the first QB in NFL history to throw for 4,000+ yards with three different teams as he passed for a career-high 4,274 yards ... **Larry Fitzgerald** became the youngest player in NFL history to reach 11,000 career receiving yards (30 years, 85 days) and was selected to his eighth career Pro Bowl (seventh consecutive), tying Hall of Fame safety Larry Wilson for the most selections in team history ... **Michael Floyd** led the team with 1,041 receiving yards, becoming the 12th player in franchise history to record 1,000 receiving yards in a season ... **Andre Ellington** totaled 1,023 yards from scrimmage (652 rushing, 371 receiving) and led all NFL players (min. 100 attempts) with a 5.53 yards per carry average ... **Karlos Dansby** earned second-team All-Pro honors after leading the team with a career-high 135 tackles and four INTs ... **John Abraham** led the Cardinals with 11.5 sacks (franchise record for an LB) to move into ninth place in NFL history with 133.5 career sacks and was selected to his fifth career Pro Bowl ... **Patrick Peterson** was voted to his third straight Pro Bowl and named first-team All-Pro at CB ... **Calais Campbell** had a career-high 90 sacks and became the first Cardinal ever with 50+ tackles and 6.0+ sacks in five different seasons ... **Tyrann Mathieu** was NFL Defensive Rookie of the Month for October after totaling 21 tackles, two tackles for loss, a sack and an INT ... **Justin Bethel** earned first career Pro Bowl selection as special teamer after posting team-high 21 special teams tackles, two blocked FGs and a fumble recovery ... for the eighth consecutive season, the team sold out every home game, bringing the streak to 83 consecutive sellouts dating back to 2006 ... surpassed 5 million mark in total attendance at University of Phoenix stadium.

FINAL NFC WEST STANDINGS

Team	W	L	T	Pct.	Pts.	OP
Seattle	13	3	0	.813	417	231
San Francisco	12	4	0	.750	406	272
Arizona	10	6	0	.625	379	324
St. Louis	7	9	0	.438	348	364

2014 (11-5)

HEAD COACH BRUCE ARIANS

Sept. 8	San Diego	W 18-17	61,292
Sept. 14	At NY Giants	W 25-14	78,344
Sept. 21	San Francisco	W 23-14	61,572
Sept. 28	Open Date		
Oct. 5	At Denver	L 20-41	76,895
Oct. 12	Washington	W 30-20	61,139
Oct. 19	At Oakland	W 24-13	52,101
Oct. 26	Philadelphia	W 24-20	61,789
Nov. 2	At Dallas	W 28-17	85,688
Nov. 9	St. Louis	W 31-14	61,363
Nov. 16	Detroit	W 14-6	62,487
Nov. 23	At Seattle	L 3-19	68,327
Nov. 30	At Atlanta	L 18-29	69,557
Dec. 7	Kansas City	W 17-14	62,387
Dec. 11	At St. Louis	W 12-6	55,880
Dec. 21	Seattle	L 6-35	63,806
Dec. 28	At San Francisco	L 17-20	70,699

310-299			
Home 7-1 (495,835), Away 4-4 (557,491).			
NFC Wild Card Game			
Jan. 3	At Carolina	L 16-27	61,926

TEAM STATISTICS

	Cards	Opp.
Total First Downs.....	302	300
Rushing	67	77
Passing	191	195
Penalty	44	28
3rd Down: Made/Att	90/224	81/215
3rd Down Pct.	40.2%	37.7%
4th Down: Made/Att	3/4	5/13
4th Down Pct.	75.0%	38.5%
Possession Avg.	29:48	30:12
Total Net Yards.....	5116	5891
Avg. Per Game	319.8	368.2
Total Plays	993	1010
Avg. Per Play	5.2	5.8
Net Yards Rushing	1308	1739
Avg. Per Game	81.8	108.7
Total Rushes	397	396
Net Yards Passing.....	3808	4152
Avg. Per Game	238.0	259.5
Sacked/Yards Lost	28/182	35/244
Gross Yards	3990	4396
Att./Completions	568/320	579/365
Completion Pct.	56.3%	63.0%
Had Intercepted	12	18
Punts/Average.....	92/41.5	78/45.4
Net Punting Avg.	37.1	39.8
Penalties/Yards	91/707	130/192
Fumbles/Ball Lost	16/5	13/7
Touchdowns	32	32
Rushing	6	9
Passing	21	22
Returns	5	1

SCORE BY PERIODS

	Q1	Q2	Q3	Q4	OT	Pts
Team	57	96	55	102	0	310
Opponents	78	100	57	64	0	299

SCORING

	TD	Ru	Pa	RT	PAT	FG	2Pt	Pts
Catanzaro	0	0	0	0	27/27	29/33	0	114
Floyd	6	0	6	0	0/0	0/0	0	36
Ellington	5	3	2	0	0/0	0/0	0	30
Jo. Brown	5	0	5	0	0/0	0/0	0	30
Taylor	4	1	3	0	0/0	0/0	1	26
Ja. Brown	2	0	2	0	0/0	0/0	0	12
Fitzgerald	2	0	2	0	0/0	0/0	0	12
Johnson	2	0	2	0	0/0	0/0	0	12
Carlson	1	0	1	0	0/0	0/0	1	8
Grice	1	1	0	0	0/0	0/0	0	6
Dwyer	1	1	0	0	0/0	0/0	0	6
Peterson	1	0	0	1	0/0	0/0	0	6
Cromartie	1	0	0	1	0/0	0/0	0	6
Ginn	1	0	0	0	0/0	0/0	0	6
Team	32	6	21	5	27/27	29/33	2	310
Opponents	32	9	22	1	32/32	25/32	0	299

2-Pt. Conversions: Team 2/ 5, Opponents 0/ 0

PASSING

	Att	Cmp	Yds	Cmp%	Yds/Att	TD	TD%	Int	Int%	Long	Sack/Lost	Rating
D.Stanton	240	132	1711	55.0%	7.1	7	2.9%	5	2.1%	49	11/ 66	78.7
C.Palmer	224	141	1626	62.9%	7.3	11	4.9%	3	1.3%	80t	9/ 59	95.6
R.Lindley	93	45	562	48.4%	6.0	2	2.2%	4	4.3%	41t	6/ 46	56.8
L.Thomas	9	1	81	11.1%	9.0	1	11.1%	0	0.0%	81t	2/ 11	101.6
T.Ginn	1	1	10	100.0%	10.0	0	0.0%	0	0.0%	10	0/ 0	108.3
M.Grice	1	0	0	0.0%	0.0	0	0.0%	0	0.0%	0	0/ 0	39.6
Team	568	320	3990	56.3%	7.0	21	3.7%	12	2.1%	81t	28/ 182	81.8
Opponents	579	365	4396	63.0%	7.6	22	3.8%	18	3.1%	86t	35/ 244	86.0

SACKS

Okafor	8.0,	Campbell	7.0,	Rucker	5.0,
Bucannon	2.0,	Footo	2.0,	Acho	1.0,
Benard	1.0,	Jefferson	1.0,	Johnson	1.0,
D.Williams	1.0,	Martin	1.0,	Powers	1.0,
Kelly	1.0,	Alexander	1.0,	Minter	1.0,
P.Peterson	1.0,	Team 35.0, Opponent 28.0			

RUSHING

	No.	Yds	Avg	Long	TD
Ellington	201	660	3.3	22	3
K. Williams	53	246	4.6	19	0
Taylor	63	208	3.3	21	1
Stanton	25	63	2.5	13	0
Dwyer	16	51	3.2	20	1
Grice	15	41	2.7	8	1
Palmer	8	25	3.1	12	0
Hughes	7	11	1.6	5	0
Ginn	3	6	2.0	4	0
Floyd	1	2	2.0	2	0
Houser	1	1	1.0	1	0
Team	397	1308	3.3	22	6
Opponents	396	1739	4.4	79t	9

RECEIVING

	No.	Yds	Avg	Long	TD
Fitzgerald	63	784	12.4	80t	2
Jo. Brown	48	696	14.5	75t	5
Floyd	47	841	17.9	63	6
Ellington	46	395	8.6	81t	2
Carlson	33	350	10.6	32	1
Ja. Brown	22	229	10.4	26t	2
Ginn	14	190	13.6	27	0
Taylor	11	79	7.2	18	3
Houser	9	129	14.3	27	0
Hughes	8	140	17.5	49	0
Grice	7	29	4.1	15	0
Fells	5	71	14.2	24	0
Niklas	3	38	12.7	17	0
K.Williams	2	11	5.5	6	0
Dwyer	2	8	4.0	5	0
Team	320	3990	12.5	81t	21
Opponents	365	4396	12.0	86t	22

INTERCEPTIONS

	No.	Yds	Avg	Long	TD
Johnson	4	146	36.5	88t	2
Cromartie	3	65	21.7	40	0
Peterson	3	30	10.0	30t	1
Powers	3	19	6.3	12	0
Okafor	1	26	26.0	26	0
Campbell	1	23	23.0	23	0
Mathieu	1	9	9.0	9	0
Acho	1	3	3.0	3	0
Footo	1	0	0.0	0	0
Team	18	321	17.8	88t	3
Opponents	12	272	22.7	58t	1

PUNT RETURNS

	Ret	FC	Yds	Avg	Long	TD
Ginn	26	24	277	10.7	71t	1
Team	26	24	277	10.7	71t	1
Opponents	32	37	284	8.9	68	0

KICKOFF RETURNS

	No.	Yds	Avg	Long	TD
Ginn	22	417	19.0	43	0
Team	22	417	19.0	43	0
Opponents	37	967	26.1	39	0

PUNTING

	No	Yds	Avg	Net	TB	In	Lg	B
Butler	79	3328	42.1	36.8	5	34	67	2
Zastudil	11	487	44.3	39.0	1	1	53	0
Team	92	3815	41.5	37.1	6	35	67	2
Opponents	78	3544	45.4	39.8	8	29	62	0

FIELD GOALS

	1-19	20-29	30-39	40-49	50+
Catanzaro	0/0	5/5	12/14	10/11	2/3
Team	0/0	5/5	12/14	10/11	2/3
Opponents	1/1	10/10	3/4	5/8	6/9

USUAL STARTING LINEUP

Offense	Defense
WR ... Larry Fitzgerald	DE ... Calais Campbell
LT ... Jared Veldheer	NT ... Dan Williams
LG ... Ted Larsen	DT ... Tommy Kelly
C ... Lyle Sendlein	WLB ... Matt Shaughnessy
RG ... Paul Fanaika	ILB ... Larry Foote
RT ... Bobby Massie	ILB ... Kevin Minter
WR ... Michael Floyd	SLB ... Alex Okafor
TE ... John Carlson	RCB ... Antonio Cromartie
TE ... Rob Houser	LCB ... Patrick Peterson
QB ... Carson Palmer	SS ... Tony Jefferson
RB ... Andre Ellington	FS ... Rashad Johnson

NOTES

The Cardinals posted an 11-5 record, tying the franchise record for wins in a season (1975, '49 and '25) ... earned ninth playoff berth in team history and third in seven seasons ... finished 7-1 at home, the most home wins in a single season since 1925 (11) ... nine come-from-behind wins were the most in a single season in franchise history ... had 21 different players miss a combined 109 games due to injury ... head coach **Bruce Arians** was named AP Coach of the Year for the second time in three years (Colts, 2012) and his 21 wins are the most in franchise history for a coach in his first 32 games with the team ... GM **Steve Keim** was named the Sporting News Executive of the Year after putting together a roster that tied the franchise record for wins in a season (11) ... **Larry Fitzgerald** became the youngest player in NFL history to reach 900 career receptions (31 years, 102 days) ... **Carson Palmer** won all six of his starts before suffering a season-ending knee injury ... **Drew Stanton** posted a 5-3 record as a starter in place of the injured Palmer, including 3-0 at home ... **Michael Floyd** had a career-high six TD catches and ranked second in the NFL at 17.9 yards per catch ... **Andre Ellington** totaled 1,055 yards in 2014 (660 rushing, 395 receiving) despite missing the last four games with an injury ... **Calais Campbell** earned his first career Pro Bowl selection and was second-team All-Pro after totaling 59 tackles and 7.0 sacks ... **Patrick Peterson** was voted to his fourth straight Pro Bowl and fellow CB **Antonio Cromartie** also earned Pro Bowl honors ... **Rashad Johnson** led the team with four INTs and had a career-high 92 tackles ... **Justin Bethel** was selected to his second straight Pro Bowl as a special teamer ... rookie **Chandler Catanzaro** tied the NFL record for most consecutive FGs made to begin a career (17) ... for the ninth consecutive season, the team sold out every home game, bringing the streak to 93 consecutive sellouts dating back to the opening of University of Phoenix Stadium in 2006.

FINAL NFC WEST STANDINGS

Team	W	L	T	Pct.	Pts.	OP
Seattle	12	4	0	.750	394	254
Arizona	11	5	0	.688	310	299
San Francisco	8	8	0	.500	306	340
St. Louis	6	10	0	.375	324	354



2015 (13-3)

HEAD COACH BRUCE ARIANS

Sept. 13	New Orleans	W	31-19	62,903
Sept. 20	At Chicago	W	48-23	62,351
Sept. 27	San Francisco	W	47-7	63,663
Oct. 4	St. Louis	L	22-24	63,146
Oct. 11	At Detroit	W	42-17	60,816
Oct. 18	At Pittsburgh	L	13-25	63,846
Oct. 26	Baltimore	W	26-18	64,722
Nov. 1	At Cleveland	W	34-20	67,431
Nov. 8	Open Date			
Nov. 15	At Seattle	W	39-32	69,005
Nov. 22	Cincinnati	W	34-31	64,745
Nov. 29	At San Francisco	W	19-13	70,799
Dec. 6	At St. Louis	W	27-3	51,115
Dec. 10	Minnesota	W	23-20	64,784
Dec. 20	At Philadelphia	W	40-17	69,569
Dec. 27	Green Bay	W	38-8	64,878
Jan. 3	Seattle	L	6-36	64,546

Home 6-2 (513,487). Away 7-1 (514,959).

NFC Divisional Playoff Game

Jan. 16 vs. Green Bay W 26-20 (OT) 65,089

NFC Championship Game

Jan. 24 At Carolina L 15-49 74,294

TEAM STATISTICS

	Cards	Opp.
Total First Downs	373	284
Rushing	92	79
Passing	237	177
Penalty	44	28
3rd Down: Made/Att	93/198	75/210
3rd Down Pct.	47.0%	35.7%
4th Down: Made/Att	4/9	8/17
4th Down Pct.	44.4%	47.1%
Possession Avg.	32:04	27:56
Total Net Yards	6533	5147
Avg. Per Game	408.3	321.7
Total Plays	1041	982
Avg. Per Play	6.3	5.2
Net Yards Rushing	1917	1460
Avg. Per Game	119.8	91.3
Total Rushes	452	373
Net Yards Passing	4616	3687
Avg. Per Game	288.5	230.4
Sacked/Yards Lost	27/159	36/270
Gross Yards	4775	3957
Att./Completions	562/353	573/343
Completion Pct.	62.8%	59.9%
Had Intercepted	13	19
Punts/Average	61/42.2	78/46.9
Net Punting Avg.	35.4	42.5
Penalties/Yards	94/758	130/1202
Fumbles/Ball Lost	23/11	31/14
Touchdowns	58	34
Rushing	16	9
Passing	35	24
Returns	7	1

SCORE BY PERIODS

	Q1	Q2	Q3	Q4	OT	Pts
Team	86	153	142	108	0	489
Opponents	61	100	62	90	0	313

SCORING

	TD	Ru	Pa	Rt	PAT	FG	2Pt	Pts
C.Catanzaro	0	0	0	0	0	13	0	57
D.Johnson	13	8	4	1	0/0	0/0	0	78
L.Fitzgerald	9	0	0	0	0/0	0/0	0	54
J.Brown	7	0	7	0	0/0	0/0	0	42
M.Floyd	6	0	6	0	0/0	0/0	0	36
D.Fells	3	0	3	0	0/0	0/0	0	18
A.Ellington	3	0	3	0	0/0	0/0	0	18
C.Johnson	3	0	3	0	0/0	0/0	0	18
T.Niklas	2	0	2	0	0/0	0/0	0	12
J.Nelson	2	0	2	0	0/0	0/0	0	12
T.Mathieu	1	0	0	1	0/0	0/0	0	6
D.Bucannon	1	0	0	1	0/0	0/0	0	6
K.Williams	1	0	0	1	0/0	0/0	0	6
T.Jefferson	1	0	0	1	0/0	0/0	0	6
Ja.Brown	1	0	0	1	0/0	0/0	0	6
J.Powers	1	0	0	1	0/0	0/0	0	6
J.Gresham	1	0	0	1	0/0	0/0	0	6
J.Bethel	1	0	0	1	0/0	0/0	0	6

PASSING

	Att	Cmp	Yds	Cmp%	Yds/Att	TD	TD%
C.Palmer	537	342	4671	63.7%	8.7	35	6.5%
D.Stanton	25	11	104	44.0%	4.2	0	0.0%
Team	562	353	4775	62.8%	8.5	35	6.2%
Opponents	573	343	3957	59.9%	6.9	24	4.2%

C.Palmer	1	1	0	0	0/0	0/0	0	6
C.Redding	1	0	0	1	0/0	0/0	0	6
F.Rucker	0	0	0	0	0/0	0/0	0	2
K.Minter	0	0	0	0	0/0	0/0	0	2

Team 58 16 35 7 53/58 28/31 0 489
Opponents 34 9 24 1 27/29 26/27 2 213
 2-Pt. Conversions: Team 0/0, Opponents: 2/5

SACKS

D.Freeney 8.0, C.Campbell 5.0, M.Golden 4.0, F.Rucker 3.0, D.Bucannon 3.0, T.Jefferson 2.0, A.Okafor 2.0, K.Martin 1.5, R.Gunter 1.0, T.Mathieu 1.0, L.Woodley 1.0, J.Mauro 1.0, E.Stinson 1.0, J.Powers 1.0, K.Minter 0.5
Team: 35.0, Opponents: 27.0

RUSHING

	No.	Yds	Avg	Long	TD
C.Johnson	196	814	4.2	62	3
D.Johnson	125	581	4.6	47t	8
A.Ellington	45	289	6.4	63t	3
K.Williams	27	142	5.3	35t	1
S.Taylor	17	58	3.4	16	0
C.Palmer	25	24	1.0	12	1
J.Brown	3	22	7.3	13	0
J.Nelson	1	0	0.0	0	0
D.Stanton	13	-13	-1.0	-1	0
Team	452	1917	4.2	63t	16
Opponents	373	1460	3.9	52	9

RECEIVING

	No.	Yds	Avg	Long	TD
L.Fitzgerald	109	1215	11.1	44	9
J.Brown	65	1003	15.4	68	7
M.Floyd	52	849	16.3	60t	6
D.Johnson	36	457	12.7	55t	4
D.Fells	21	311	14.8	48	3
J.Gresham	18	223	12.4	22	1
A.Ellington	15	148	9.9	32	0
J.Nelson	11	299	27.2	64t	2
Ja.Brown	11	144	13.1	39	1
C.Johnson	6	58	9.7	40	0
T.Niklas	4	33	8.3	13	2
K.Williams	2	16	8.0	12	0
M.Iupati	1	10	10.0	10	0
B.Golden	1	5	5.0	5	0
S.Taylor	1	4	4.0	4	0
Team	353	4775	13.5	68	35
Opponents	343	3957	11.5	88t	24

INTERCEPTIONS

	No.	Yds	Avg	Long	TD
T.Mathieu	5	92	18.4	33t	1
R.Johnson	5	14	2.8	11	0
P.Peterson	2	41	20.5	40	0
T.Jefferson	2	26	13.0	26t	1
J.Bethel	2	21	10.5	21t	1
C.Redding	1	39	39.0	39t	1
D.Bucannon	1	30	30.0	30	0
J.Powers	1	0	0.0	0	0
Team	19	263	13.8	40	4
Opponents	13	87	6.7	40	0

PUNT RETURNS

	Ret	FC	Yds	Avg	Long	TD
P.Peterson	32	17	260	8.1	38	0
J.Nelson	4	4	13	3.3	11	0
B.Golden	3	1	16	5.3	10	0
Team	39	22	289	7.4	38	0
Opponents	25	19	295	11.8	66	0

KICKOFF RETURNS

	No.	Yds	Avg	Long	TD
D.Johnson	22	598	27.2	108t	1
K.Williams	8	126	15.8	24	0
P.Peterson	2	46	23.0	24	0
Team	32	770	24.1	108t	1
Opponents	49	1191	24.3	58	0

PUNTING

	No	Yds	Avg	Net	TB	In	Lg	B
D.Butler	60	2575	42.9	35.4	6	22	58	1
Team	61	2575	42.2	35.4	6	22	58	1
Opponents	78	3661	46.9	42.5	3	31	79	0

FIELD GOALS

	1-19	20-29	30-39	40-49	50+
Catanzaro	1/1	12/12	9/9	6/7	0/2
Team	1/1	12/12	9/9	6/7	0/2
Opponents	0/0	3/3	8/8	9/10	6/6

USUAL STARTING LINEUP

Offense	Defense
WR..... Larry Fitzgerald	DT..... Calais Campbell
LT..... Jared Veldheer	DT..... Rodney Gunter
LG..... Mike Iupati	DT..... Rustee Gunter
C..... Lyle Sendlein	SAM..... Markus Golden
RG..... Ted Larsen	SLB..... Deone Bucannon
RT..... Bobby Massie	ILB..... Kevin Mathieu
WR..... John Brown	WILL..... Alex Okafor
TE..... Darren Fells	CB..... Patrick Peterson
TE..... Jermaine Gresham	CB..... Jeraud Powers
QB..... Carson Palmer	SS..... Rashad Johnson
RB..... CJ Johnson/D.Johnson	FS..... Tyrann Mathieu

NOTES

The Cardinals posted a 13-3 record, setting a new franchise record for wins in a season earned first postseason bid in team history and made second ever NFC Championship Game appearance marked 10th playoff berth in team history and fourth in the last eight seasons established franchise single-season records for points (489), TDs (59), TD passes (35), total net yards (6,533) and first downs (373) ... had the #1 offense in the NFL for the first time in franchise history and finished season ranked #5 on defense, marking the first time since 1963 the Cardinals ranked in the top five of both categories in a season established franchise records for road wins (7) and points on the road (262) ... had 19 different players score at least one TD, which set a franchise record and led the NFL ... tied franchise record with seven players selected to the Pro Bowl ... head coach **Bruce Arians** improved record to 34-14 in three years with Arizona, and his 34 wins ranks sixth in franchise history ... **Carson Palmer** established franchise single-season records with 4,671 passing yards, 35 TD passes and a 104.6 passer rating and was named second-team All-Pro while earning third career Pro Bowl honor ... **Larry Fitzgerald** earned ninth career Pro Bowl selection after catching franchise single-season record 109 passes and became the youngest player in NFL history to reach 1,000 career receptions (32 years, 97 days) ... **John Brown** totaled 1,003 yards receiving, giving the Cardinals multiple 1,000-yard receivers for just the fifth time in team history ... **David Johnson** totaled 1,636 all-purpose yards and set a franchise rookie record with 13 TDs (eight rushing, four receiving and one KO return) ... **Mike Iupati** was named second-team All-Pro and chosen to fourth straight Pro Bowl in his debut season with the Cardinals ... **Calais Campbell** earned second consecutive Pro Bowl selection and moved into fourth on franchise all-time sacks list with 48.5 ... **Patrick Peterson** was voted to his fifth straight Pro Bowl and named first-team All-Pro for the third time (second as a CB) ... **Tyrann Mathieu** was the NFC Defensive Player of the Month for November and joined Peterson in earning first-team All-Pro honors while being chosen for his first career Pro Bowl ... **Deone Bucannon** started every game at dollar linebacker and led the team with 127 tackles ... **Dwight Freeney** had a team-high 8.0 sacks despite not signing with the team until Week 6 ... **Justin Bethel** was selected to his third straight Pro Bowl as a special teamer after leading the team with 14 special teams tackles ... **Chandler Catanzaro** ranked third in the NFL with 137 points, the second-highest total in franchise history ... for the 10th consecutive season, the team sold out every home game, bringing the streak to 104 consecutive sellouts dating back to 2006.

FINAL NFC WEST STANDINGS

Team	W	L	T	Pct.	Pts.	OP
Arizona	13	0	0	.813	489	313
Seattle	10	6	0	.625	423	277
St. Louis	7	9	0	.438	280	330
San Francisco	5	11	0	.313	238	387

2016 (7-8-1)

HEAD COACH BRUCE ARIANS

Sept. 11	New England	L	21-23	64,864
Sept. 18	Tampa Bay	W	40-7	64,230
Sept. 25	At Buffalo	L	18-33	68,647
Oct. 2	Los Angeles	L	13-17	64,622
Oct. 6	At San Francisco	W	33-21	70,178
Oct. 17	NY Jets	W	28-3	64,709
Oct. 23	Seattle	T	6-6 (OT)	65,089
Oct. 30	At Carolina	L	20-30	74,088
Nov. 6	Open Date			
Nov. 13	San Francisco	W	23-20	65,127
Nov. 20	At Minnesota	L	24-30	66,808
Nov. 27	At Atlanta	L	19-38	69,233
Dec. 4	Washington	W	31-23	64,939
Dec. 11	At Miami	L	23-26	65,750
Dec. 18	New Orleans	L	41-48	65,072
Dec. 24	At Seattle	W	34-31	69,050
Jan. 1	At Los Angeles	W	44-6	80,279
			418-362	
	Home 4-3-1 (518,652)		Away 3-5 (564,033)	

TEAM STATISTICS

	Cards	Opp.
Total First Downs	368	293
Rushing	97	90
Passing	229	175
Penalty	42	28
3rd Down: Made/Att	87/214	85/219
3rd Down Pct.	40.7%	38.8%
4th Down: Made/Att	5/10	7/15
4th Down Pct.	50.0%	46.7%
Possession Avg.	30:25	29:35
Total Net Yards	5868	4883
Avg. Per Game	366.8	305.2
Total Plays	1086	1019
Avg. Per Play	5.4	4.8
Net Yards Rushing	1732	1518
Avg. Per Game	108.3	94.9
Total Rushes	399	424
Net Yards Passing	4136	3365
Avg. Per Game	258.5	210.3
Sacked/Yards Lost	41/289	48/374
Gross Yards	4425	3379
Att./Completions	646/383	547/344
Completion Pct.	59.3%	62.9%
Had Intercepted	17	14
Punts/Average	80/40.9	80/45.4
Net Punting Avg.	36.5	42.0
Penalties/Yards	104/889	123/1010
Fumbles/Ball Lost	27/11	30/14
Touchdowns	51	41
Rushing	20	16
Passing	28	21
Returns	3	4

SCORE BY PERIODS

	Q1	Q2	Q3	Q4	OT	Pts
Team	58	140	81	136	3	418
Opponents	72	99	91	97	3	362

SCORING

	TD	Ru	Pa	Rt	PAT	FG	2Pt	Pts
D.Johnson	20	16	4	0	0/0	0/0	0	122
C.Catanzaro	0	0	0	0	43/47	21/28	0	106
J.Nelson	7	1	6	0	0/0	0/0	0	42
L.Fitzgerald	6	0	6	0	0/0	0/0	0	36
M.Floyd	4	0	4	0	0/0	0/0	0	24
K.Williams	2	2	0	0	0/0	0/0	0	12
J.Brown	2	0	2	0	0/0	0/0	0	12
J.Gresham	2	0	2	0	0/0	0/0	0	12
C.Campbell	1	0	0	1	0/0	0/0	0	8
C.Johnson	1	1	0	0	0/0	0/0	0	6
J.Ross	1	0	1	0	0/0	0/0	0	6
B.Golden	1	0	1	0	0/0	0/0	0	6
J.Bethel	1	0	0	1	0/0	0/0	0	6
M.Cooper	1	0	0	1	0/0	0/0	0	6
Ja.Brown	1	0	1	0	0/0	0/0	0	6
D.Fells	1	0	1	0	0/0	0/0	0	6
C.Peters	0	0	0	0	0/0	0/0	0	2
Team	51	20	28	3	43/47	21/28	1	1418
Opponents	41	16	21	4	37/40	25/28	1	1362

2-Pt. Conversions: Team 1/4, Opponents: 1/1

PASSING

	Att	Cmp	Yds
C.Palmer	597	364	4233
D.Stanton	48	19	192
L.Fitzgerald	1	0	0
Team	646	383	4425
Opponents	547	344	3739

SACKS

M.Golden	12.5	C.Jones	11.0	C.Campbell	8.0
A.Okafor	3.5	K.Minter	3.5	T.Jefferson	2.0
D.Swearinger	2.0	R.Gunter	1.5	T.Mathieu	1.0
K.Martin	1.0	Team	46.0	Opponents	40.0

RUSHING

	No.	Yds	Avg	Long	TD
D.Johnson	293	1239	4.2	58T	16
K.Williams	18	157	8.7	49T	2
A.Ellington	34	96	2.8	13	0
C.Johnson	25	95	3.8	18	1
J.Nelson	4	83	20.8	56T	1
C.Palmer	14	38	2.7	16	0
S.Taylor	4	12	3.0	12	0
L.Brown	1	10	10.0	10	0
J.Fitzgerald	2	5	2.5	4	0
D.Butler	1	0	0.0	0	0
D.Stanton	3	-3	-1.0	-1	0
Team	399	1732	4.3	58T	20
Opponents	424	1518	3.6	49	16

RECEIVING

	No.	Yds	Avg	Long	TD
L.Fitzgerald	107	1023	9.6	32	6
D.Johnson	80	879	11.0	58	4
J.Brown	39	517	13.3	30T	2
J.Gresham	37	391	10.6	34	2
C.Johnson	34	568	16.7	80T	6
M.Floyd	33	446	13.5	39	4
D.Fells	14	154	11.0	37T	1
A.Ellington	12	85	7.1	16	0
Ja.Brown	11	187	17.0	51T	1
B.Golden	8	82	10.3	22	1
J.Ross	4	37	9.3	15	1
I.Momah	2	50	25.0	27	0
K.Williams	1	6	6.0	6	0
T.Niklas	1	0	0.0	0	0
H.Valles	0	0	0.0	0	0
C.Johnson	0	0	0.0	0	0
Team	383	4425	11.6	80T	28
Opponents	344	3739	10.9	71	21

INTERCEPTIONS

	No.	Yds	Avg	Long	TD
M.Cooper	4	95	23.8	60T	1
P.Peterson	3	27	9.0	25	0
D.Swearinger	3	13	4.3	12	0
J.Bethel	1	66	66.0	66T	1
H.Miller	1	52	52.0	52	0
T.Mathieu	1	9	9.0	5	0
C.Campbell	1	1	1.0	1	0
Team	14	263	18.8	66T	2
Opponents	17	226	13.3	100T	1

PUNT RETURNS

	Ret	FC	Yds	Avg	Long	TD
J.Brown	17	11	119	7.0	32	0
P.Peterson	13	12	81	6.2	17	0
B.Golden	7	0	30	4.3	8	0
C.Jones	1	0	0	0.0	0	0
J.Ross	0	1	0	0.0	0	0
Team	38	24	230	6.1	32	0
Opponents	33	29	310	9.4	47	0

KICKOFF RETURNS

	No.	Yds	Avg	Long	TD
B.Golden	11	266	24.2	49	0
A.Ellington	10	163	16.3	25	0
J.Nelson	2	53	26.5	39	0
J.Brown	1	51	51.0	51	0
P.Peterson	1	11	11.0	11	0
Team	25	544	21.8	51	0
Opponents	29	671	23.1	104T	1

PUNTING

	No	Yds	Avg	Net	TB	In	Lg	B
R.Quigley	34	1416	41.6	37.2	2	13	55	1
D.Butler	32	1350	42.2	35.6	0	10	62	0
M.Wile	10	437	43.7	37.5	0	2	59	1
C.Catanzaro	2	66	33.0	33.0	0	0	47	0
Team	80	3269	40.9	36.5	2	25	62	2
Opponents	80	3633	45.4	42.0	2	23	73	0

FIELD GOALS

	1-19	20-29	30-39	40-49	50+
C.Catanzaro	1/1	5/6	6/7	6/8	3/6
Team	1/1	5/6	6/7	6/8	3/6
Opponents	1/1	6/7	7/7	7/9	4/4

USUAL STARTING LINEUP

Offense	Defense
WR ... Larry Fitzgerald	DT ... Calais Campbell
LT ... Jared Veldheer	NT ... Corey Peters
LG ... Mike Upati	DT ... Josh Mauro
C ... A.Q. Shipley	SAM ... Chandler Jones
RG ... Earl Watford	ILB ... Deone Bucannon
RT ... D.J. Humphries	OLB ... Kevin Minter
WR ... John Brown	DB ... D.J. Swearinger
WR ... J.J. Nelson	CB ... Patrick Peterson
TE ... Jermaine Gresham	CB ... Marcus Cooper
QB ... Carson Palmer	SS ... Tony Jefferson
RB ... David Johnson	FS ... Tyrann Mathieu

NOTES

The Cardinals finished 7-8-1, second in the NFC West ... had the #2 ranked defense and #9 ranked offense in the NFL, marking the second consecutive season ranking in the top 10 on both sides of the ball ... led the NFL with 48 sacks, the second time in franchise history the team lead the NFL in sacks ... finished the season with 418 points, the fourth-best total in franchise history ... went 4-1-1 against the NFC West, including 3-0 on the road for the second straight season ... head coach **Bruce Arians** moved up to third on franchise all-time wins list with 41 ... **David Johnson** earned first-team All-Pro and Pro Bowl honors after leading the NFL and establishing new franchise records with 2,118 scrimmage yards (1,239 rushing, 879 receiving) and 20 total TDs ... Johnson also became the first player in NFL history with 100+ scrimmage in each of the first 15 games of a season ... **Larry Fitzgerald** earned 10th career Pro Bowl selection after leading the NFL with 107 receptions ... Fitzgerald moved into third on NFL's all-time receptions with 1,125 and surpassed 200 career games played and 100 career TD receptions ... **Carson Palmer** threw for 4,233 yards and 26 TDs, marking his third 4,000-yard season with the Cardinals and joining Kurt Warner (3 times, 2007-09) as only QBs in franchise history with 25+ TD passes in multiple seasons ... **J.J. Nelson** set career highs with 34 receptions for 568 yards and seven total TDs, with all seven TDs coming in the final nine games of the season ... **Patrick Peterson** was selected to his sixth consecutive Pro Bowl (fifth at CB), joining Hall of Famers Jim Brown, Barry Sanders and Emmitt Smith as only players in NFL history with six Pro Bowls before their 27th birthday ... **Markus Golden** led the team with 12.5 sacks and 16 tackles for loss; his 12.5 sacks ranked third in the NFL and marked the highest total by a linebacker in franchise history ... **Chandler Jones** recorded 11.0 sacks in his first season in Arizona, giving the Cardinals multiple players with double-digit sacks in a season for just the third time (1983, 1984) ... **Calais Campbell** was second-team All-Pro and moved into second on the franchise's all-time sacks list with 56.5 after recording 8.0 on the year, his seventh season with six or more sacks ... **Tony Jefferson** established career highs with 92 tackles and 13 tackles for loss, which led all NFL defensive backs ... **Deone Bucannon** led the team with 100 tackles despite missing the last three games after being placed on IR with an ankle injury ... for the 11th consecutive season, the team sold out every home game, bringing the streak to 114 consecutive sellouts dating back to 2006.

FINAL NFC WEST STANDINGS

Team	W	L	T	Pct.	Pts.	OP
Seattle	10	5	1	.656	354	292
Arizona	7	8	1	.469	418	362
Los Angeles	4	12	0	.250	224	394
San Francisco	2	14	0	.125	309	480



2017 (8-8)

HEAD COACH BRUCE ARIANS

Sept. 10	At Detroit	L	23-35	60,957
Sept. 17	At Indianapolis	W	16-13	63,137
Sept. 25	Dallas	L	17-28	65,102
Oct. 1	San Francisco	W	18-15	64,121
Oct. 8	At Philadelphia	L	7-34	69,996
Oct. 15	Tampa Bay	W	38-33	63,999
Oct. 22	At LA Rams (London)	L	0-33	73,736
Oct. 29	Open Date			
Nov. 5	At San Francisco	W	20-10	70,133
Nov. 9	Seattle	L	16-22	64,639
Nov. 19	At Houston	L	21-31	71,680
Nov. 26	Jacksonville	W	27-24	63,891
Dec. 3	LA Rams	L	16-32	63,986
Dec. 10	Tennessee	W	12-7	64,153
Dec. 17	At Washington	L	15-20	71,026
Dec. 24	NY Giants	W	23-0	63,850
Dec. 31	At Seattle	W	26-24	69,078

Home 5-3 (513,741). Away 3-5 (549,343).

TEAM STATISTICS

	Cards	Opp.
Total First Downs	310	283
Rushing	66	68
Passing	200	187
Penalty	44	28
3rd Down: Made/Att	82/233	80/224
3rd Down Pct.	35.2%	35.7%
4th Down: Made/Att	7/16	7/16
4th Down Pct.	43.8%	43.8%
Possession Avg.	30:47	29:13
Total Net Yards	5026	4975
Avg. Per Game	314.1	310.9
Total Plays	1059	1007
Avg. Per Play	4.7	4.9
Net Yards Rushing	1386	1434
Avg. Per Game	86.6	89.6
Total Rushes	409	406
Net Yards Passing	3640	3541
Avg. Per Game	227.5	221.3
Sacked/Yards Lost	52/339	37/255
Gross Yards	3979	3796
Att./Completions	598/339	564/343
Completion Pct.	56.7%	60.8%
Had Intercepted	18	15
Punts/Average	88/47.3	95/46.7
Net Punting Avg.	39.7	42.6
Penalties/Yards	110/880	129/1128
Fumbles/Ball Lost	19/7	20/6
Touchdowns	29	41
Rushing	6	12
Passing	21	24
Returns	2	5

SCORE BY PERIODS

	Q1	Q2	Q3	Q4	OT	Pts
Team	57	100	55	74	9	295
Opponents	74	80	76	128	3	361

SCORING

	TD	Ru	Pa	Rt	PAT	FG	Pt	Pts
P.Dawson	0	0	0	0	23/26	32/40	1	119
L.Fitzgerald	6	0	0	0	0/0	0/0	1	38
Ja.Brown	4	0	4	0	0/0	0/0	0	24
R.Seals-Jones	3	0	3	0	0/0	0/0	0	18
Jo.Brown	3	0	3	0	0/0	0/0	0	18
J.Nelson	2	0	2	0	0/0	0/0	0	12
E.Penny	2	2	0	0	0/0	0/0	0	12
A.Peterson	2	2	0	0	0/0	0/0	0	12
J.Gresham	2	0	2	0	0/0	0/0	0	12
J.Bethel	1	0	0	1	0/0	0/0	0	6
K.Williams	1	1	0	0	0/0	0/0	0	6
A.Ellington	1	1	0	0	0/0	0/0	0	6
T.Niklas	1	0	1	0	0/0	0/0	0	6
R.Nkemdiche	1	0	1	0	0/0	0/0	0	6
Team	29	6	21	2	23/26	32/40	1	295
Opponents	41	12	24	5	33/34	26/29	1	361

PASSING

	Att	Cmp	Yds	Cmp%	Yds/Att	TD	TD%	Int	Int%	Rookie	Sack/Lost	Rating
C.Palmer	267	164	1978	61.4%	7.4	9	3.4%	7	2.6%	46	22/150	84.5
B.Gabbert	171	95	1086	55.6%	6.4	6	3.5%	6	3.5%	52	23/149	71.9
D.Stanton	159	79	894	49.7%	5.6	6	3.8%	5	3.1%	52	7/40	66.4
L.Fitzgerald	1	1	21	100.0%	21.0	0	0.0%	0	0.0%	21	0/0	118.8
Team	598	339	3979	56.7%	6.7	21	3.5%	18	3.0%	52t	52/339	76.2
Opponents	564	343	3796	60.8%	6.7	24	4.3%	15	2.7%	72t	37/255	83.9

SACKS

C.Jones 17.0, O.Pierre 5.5, H.Reddick 2.5, F.Rucker 1.5, A.Bethea 1.0, J.Mauro 1.0, K.Dansby 1.0, B.Baker 1.0, D.Bucannon 1.0, R.Gunter 1.0, K.Martin 1.0, C.Peters 1.0, T.Mathieu 1.0, J.Bynes 1.0, X.Williams 0.5 Team: 37.0, Opponents: 51.0

RUSHING

	No.	Yds	Avg	Long	TD
A.Peterson	129	448	3.5	27t	2
K.Williams	120	426	3.6	25	1
E.Penny	31	124	4.0	14	2
C.Johnson	45	114	2.5	11	0
B.Gabbert	22	82	3.7	12	0
A.Ellington	15	53	3.5	14	1
J.Nelson	3	37	12.3	16	0
C.Williams	2	33	16.5	33	0
D.Johnson	11	23	2.1	6	0
D.Foster	6	19	3.2	5	0
C.Palmer	14	12	0.9	4	0
Jo.Brown	1	10	10.0	10	0
D.Stanton	9	7	0.8	5	0
B.Hill	1	-2	-2.0	-2	0
Team	409	1386	3.4	33	6
Opponents	406	1434	3.5	37	12

RECEIVING

	No.	Yds	Avg	Long	TD
L.Fitzgerald	109	1156	10.6	37	6
J.Gresham	33	322	9.8	21	2
A.Ellington	33	297	9.0	24	0
Ja.Brown	31	477	15.4	52t	4
J.Nelson	29	508	17.5	46	2
Jo.Brown	21	299	14.2	52	3
D.Foster	17	133	7.8	20	0
R.Seals-Jones	12	201	16.8	29t	3
T.Niklas	11	132	12.0	21	1
K.Williams	10	93	9.3	25	0
A.Peterson	9	66	7.3	13	0
D.Johnson	6	67	11.2	24	0
B.Golden	5	70	14.0	29	0
C.Johnson	5	43	8.6	15	0
E.Penny	4	38	9.5	18	0
C.Williams	3	31	10.3	15	0
I.Momah	1	46	46.0	46	0
G.Holmes	0	0	0	0	0
Team	339	3979	11.7	52t	21
Opponents	343	3796	11.1	52t	24

INTERCEPTIONS

	No.	Yds	Avg	Long	TD
A.Bethea	5	51	10.2	21	0
T.Mathieu	2	16	8.0	15	0
T.Williams	2	12	6.0	12	0
J.Bethel	1	82	82.0	82t	1
D.Bucannon	1	39	39.0	39	0
J.Bynes	1	25	25.0	25	0
P.Peterson	1	22	22.0	22	0
K.Martin	1	7	7.0	7	0
K.Dansby	1	4	4.0	4	0
Team	15	258	17.2	82t	1
Opponents	18	306	17.0	46	2

PUNT RETURNS

	Ret	FC	Yds	Avg	Long	TD
K.Williams	21	20	137	6.5	20	0
P.Peterson	13	9	88	6.8	19	0
B.Golden	7	1	63	9.0	15	0
Team	41	30	288	7.0	20	0
Opponents	48	13	506	10.5	76	0

KICKOFF RETURNS

	No.	Yds	Avg	Long	TD
K.Williams	16	326	20.4	28	0
D.Foster	8	184	23.0	55	0
B.Golden	4	81	20.3	26	0
T.Niklas	1	1	1.0	1	0
Team	29	592	20.4	55	0
Opponents	40	880	22.0	99t	1

PUNTING

	No	Yds	Avg	Net	TB	In	Lg	B
A.Lee	88	4159	47.3	39.7	8	29	63	0
Team	88	4159	47.3	39.7	8	29	63	0
Opponents	95	4433	46.7	42.6	5	32	70	0

PUNT RETURNS

	Ret	FC	Yds	Avg	Long	TD
K.Williams	21	20	137	6.5	20	0
P.Peterson	13	9	88	6.8	19	0
B.Golden	7	1	63	9.0	15	0
Team	41	30	288	7.0	20	0
Opponents	48	13	506	10.5	76	0

KICKOFF RETURNS

	No.	Yds	Avg	Long	TD
K.Williams	16	326	20.4	28	0
D.Foster	8	184	23.0	55	0
B.Golden	4	81	20.3	26	0
T.Niklas	1	1	1.0	1	0
Team	29	592	20.4	55	0
Opponents	40	880	22.0	99t	1

FIELD GOALS

	1-19	20-29	30-39	40-49	50+
P.Dawson	1/1	7/7	10/14	10/13	4/5
Team	1/1	7/7	10/14	10/13	4/5
Opponents	0/0	7/7	7/8	9/10	3/4

USUAL STARTING LINEUP

Offense	Defense
WR... Larry Fitzgerald	DL... Josh Mauro
LT... D.J. Humphries	DL... Corey Peters
LG... Alex Boone	DL... Frostee Rucker
C... A.Q. Shipley	SAM... Chandler Jones
RG... Earl Watford	ILB... Deone Bucannon
RT... Jared Veldeher	SLB... Carlos Dansby
WR... Aaron Brown	WILL... Kareem Martin
WR... J.J. Nelson	CB... Patrick Peterson
TE... Jermaine Gresham	CB... Tramon Williams
QB... Carson Palmer	FB... Tyrion Branch
RB... Adrian Peterson	FS... Tyrann Mathieu

NOTES

The Cardinals ended 179 combined missed games by 31 different injured players, including 15 placed in reserve, to finish 8-8 ... posted a 5-3 record at University of Phoenix Stadium, marking a franchise record five consecutive seasons with a winning record at home ... had the NFL's #6 ranked defense (310.9 ypg), marking the first three-year stretch since the 1970 NFL-AFL merger in which Arizona has had top-10 defenses (#2 in 2016 and #5 in 2015) ... won both overtime contests to improve Arizona's NFL-best OT win percentage to .611 (26-16-3) ... became the first team since 2007 (Bears and Panthers) to have three QBs win multiple games: Carson Palmer (three), Drew Stanton (three) and Blaine Gabbert (two) ... head coach Bruce Arians announced his retirement after claiming his franchise-record 50th win (including postseason) in the season finale ... Arizona's 50 wins during the Arians era (2013-17) marked the most victories history has ever seen in a five-year stretch in club history ... Chandler Jones led the NFL with a franchise record 17 sacks, 28 tackles for loss and 38 QB hits, earning Pro Bowl and first-team All-Pro recognition ... Larry Fitzgerald earned his franchise record 11th career Pro Bowl selection after matching his own single-season team record with 109 receptions, becoming the oldest player in NFL history to collect 100+ catches in a season ... Palmer announced his retirement after a five-year Cardinals tenure in which he totaled a 38-21-1 record (.642) as a starter and became just the fourth QB in NFL history to throw at least 100 TD passes with multiple teams: Arizona (105) and Cincinnati (154) ... Patrick Peterson joined Hall of Famers Jim Brown and Barry Sanders as the only NFL players to be chosen to seven Pro Bowls before their 28th birthday ... Arizona's second-round selection, Budda Baker, was named first-team All-Pro as a special teamer and became the first Cardinals rookie since Peterson in 2011 to earn a Pro Bowl invite ... Antoine Bethea completed his 12th NFL season, first with the Cardinals, with a team-leading and career-high five INTs ... Cardinals returned for his third stint with the Cardinals and recorded a team-high 106 tackles (his 10th-career 100-tackle campaign) and his 20th-career INT, making him just the fifth player in NFL history to collect 20+ INTs and five sacks ... Andy Lee established a single-season franchise record with a 47.3-yard punting average ... for the 12th consecutive season, the team sold out every home game, bringing the streak to 124 consecutive sellouts dating back to 2006.

FINAL NFC WEST STANDINGS

Team	W	L	T	Pct.	Pts.	OP
Los Angeles	11	5	0	.688	478	329
Seattle	9	7	0	.563	366	332
Arizona	8	8	0	.500	295	361
San Francisco	6	10	0	.375	331	383



PRESEASON RESULTS

1946 (2-0)

Sept. 8	At Newark Bears	W	48-6	10,800
Sept. 13	Greensboro Generals	W	47-0	5,000

1947 (3-0)

Sept. 5	Philadelphia (At Buffalo, N.Y.)	W	38-21	16,282
Sept. 10	N.Y. Giants	W	52-21	39,850
Sept. 19	Boston Yanks (At Dallas, Tex.)	W	7-3	16,000

1948 (4-0)

Aug. 20	College All-Stars (At Chicago-Soldier Field)	W	28-0	101,220
Sept. 6	Washington (At Denver, Colo.)	W	46-20	17,782
Sept. 10	At Philadelphia	W	23-9	65,000
Sept. 19	Pittsburgh (At Chicago-Wrigley Field)	W	35-14	16,834

1949 (4-1)

Aug. 29	Philadelphia	L	14-51	36,236
Sept. 2	N.Y. Bulldogs (At Allentown, Pa.)	W	24-21	8,316
Sept. 10	Washington (At Birmingham, Ala.)	W	24-10	25,000
Sept. 14	At Pittsburgh	W	30-7	17,983
Sept. 18	Wilkes-Barre Barons (At Pittston, Pa.)	W	49-6	3,519

1950 (1-5)

Aug. 16	At Green Bay	L	14-17	20,136
Aug. 19	N.Y. Yanks (At Des Moines, Ia.)	L	10-23	12,000
Aug. 23	At L.A. Rams	L	31-34	16,919
Aug. 26	Washington (At Denver, Colo.)	L	7-31	17,302
Sept. 1	San Francisco	W	28-21	29,207
Sept. 9	Detroit (Birmingham, Ala.)	L	16-24	15,000

1951 (2-3)

Aug. 25	At Green Bay	L	14-17	16,168
Aug. 31	N.Y. Yanks	W	28-7	20,165
Sept. 8	L.A. Rams (At Salt Lake City, Utah)	W	36-21	18,000
Sept. 15	Detroit (At San Antonio, Tex.)	L	7-21	19,510
Sept. 23	San Francisco (At Omaha, Neb.)	L	17-37	10,000

1952 (3-3)

Aug. 18	Detroit (At Amarillo, Tex.)	L	13-28	10,500
Aug. 24	At San Francisco	L	14-38	34,109
Aug. 30	L.A. Rams (At Portland, Ore.)	L	14-24	30,000
Sept. 7	Green Bay	W	38-7	15,497
Sept. 13	Camp Polk (At Camp Polk, La.)	W	66-7	6,000
Sept. 20	Dallas Texans (At Houston, Tex.)	W	10-0	12,500

1953 (2-2-1)

Aug. 22	Baltimore Colts (At Lubbock, Tex.)	L	7-10	3,000
Aug. 29	Green Bay (At Spokane, Wash.)	W	13-7	17,000
Sept. 7	L.A. Rams (At Portland, Ore.)	W	23-10	26,210
Sept. 13	At San Francisco	T	14-14	22,736
Sept. 20	At Chicago Bears	L	13-14	25,840

1954 (2-5)

Aug. 14	Green Bay (At Minneapolis, Minn.)	W	27-10	21,000
Aug. 18	Chicago Bears (At Chattanooga, Tenn.)	W	19-0	12,000
Aug. 21	N.Y. Giants (At Spokane, Wash.)	L	0-30	10,000
Aug. 29	At San Francisco	L	7-42	24,559
Sept. 4	L.A. Rams (At Portland, Ore.)	L	17-51	19,295
Sept. 11	Philadelphia (At St. Louis, Mo.)	L	0-30	10,000
Sept. 15	Baltimore Colts	L	2-20	18,581

1955 (1-4)

Aug. 20	Chicago Bears (At Jacksonville, Fla.)	W	21-6	24,000
Aug. 28	Detroit	L	16-17	12,621
Sept. 4	At San Francisco	L	7-43	33,579

1956 (1-5)

Aug. 18	Chicago Bears (At Jacksonville, Fla.)	L	7-31	22,000
Aug. 25	Detroit (At Mobile, Ala.)	W	20-17	20,000
Sept. 2	At San Francisco	L	13-14	28,758
Sept. 7	At L.A. Rams	L	21-69	35,855
Sept. 15	Green Bay (At St. Louis, Mo.)	L	20-21	31,454
Sept. 23	N.Y. Giants (At Memphis, Tenn.)	L	7-42	Unknown

1957 (1-5)

Aug. 16	Green Bay (At Miami, Fla.)	L	16-20	20,820
Aug. 24	Green Bay (At Austin, Tex.)	L	14-17	20,000
Aug. 31	L.A. Rams (At Portland, Ore.)	L	21-63	21,108
Sept. 7	San Francisco (At Seattle, Wash.)	L	21-27	28,000
Sept. 15	Baltimore Colts (At Louisville, Ky.)	L	9-27	17,216
Sept. 21	Baltimore Colts (At St. Louis, Mo.)	W	27-21	21,182

1958 (2-3-1)

Aug. 17	Chicago Bears (At Buffalo, N.Y.)	L	7-10	15,000
Aug. 23	Baltimore Colts (At Austin, Tex.)	T	31-31	14,000
Aug. 31	At San Francisco	L	31-55	23,997
Sept. 6	L.A. Rams (At Seattle, Wash.)	W	27-26	31,500
Sept. 12	Pittsburgh (At St. Louis, Mo.)	L	31-55	25,302
Sept. 21	Green Bay (At Minneapolis, Minn.)	W	31-24	18,520

1959 (4-3)

Aug. 5	At Toronto Argonauts	W	55-27	27,152
Aug. 15	Detroit (At Norman, Okla.)	L	19-21	40,000
Aug. 22	Pittsburgh	W	21-10	15,000
Aug. 29	At L.A. Rams	L	21-34	52,013
Sept. 5	San Francisco (At Seattle, Wash.)	W	27-24	23,000
Sept. 11	Pittsburgh (At St. Louis, Mo.)	L	13-21	30,055
Sept. 20	Baltimore Colts (At Louisville, Ky.)	W	31-17	16,671

1960 (4-2)

Aug. 13	Dallas (At San Antonio, Tex.)	W	20-13	14,000
Aug. 20	Detroit (At Toledo, Ohio)	L	21-24	8,036
Aug. 26	Baltimore (At Charleston, S.C.)	W	31-21	14,000
Sept. 5	At Green Bay	L	14-35	20,668
Sept. 9	Philadelphia	W	35-14	23,666
Sept. 18	At San Francisco	W	24-17	13,021

1961 (1-4)

Aug. 2	At Toronto (Vs. CFL Argonauts)	W	36-7	24,376
Aug. 18	Green Bay	L	10-31	31,056
Aug. 26	Pittsburgh (At Jacksonville, Fla.)	L	14-24	13,090
Sept. 1	At Detroit	L	7-20	12,621
Sept. 9	Philadelphia (At Hershey, Pa.)	L	0-27	13,392

1962 (1-3-1)

Aug. 11	N.Y. Giants (At Canton, Ohio)	T	21-21	15,000
Aug. 18	Green Bay (At Jacksonville, Fla.)	L	14-21	21,622
Aug. 25	At Minnesota	W	24-21	15,500
Sept. 1	Detroit (At Omaha, Neb.)	L	14-19	13,319
Sept. 7	Detroit	L	0-14	32,439

1963 (2-2)

Aug. 16	San Francisco (At Salt Lake City, Utah)	W	24-22	19,038
Aug. 24	Detroit (At Omaha, Neb.)	L	17-22	14,400
Aug. 31	At Chicago Bears	W	17-14	60,884
Sept. 6	Minnesota	L	0-35	30,842

**1964 (3-2)**

Aug. 8	Green Bay (At New Orleans, La.)	W	20-7	63,000
Aug. 15	Minnesota (At Atlanta, Ga.)	L	10-24	10,500
Aug. 21	Baltimore	W	30-21	32,069
Aug. 28	At Chicago Bears	W	7-3	50,173
Sept. 5	Washington (At Norfolk, Va.)	L	10-17	20,642

1965 (1-3-1)

Aug. 14	Baltimore (At New Orleans, La.)	L	10-22	75,229
Aug. 21	Washington (At Richmond, Va.)	L	7-13	19,000
Aug. 27	San Francisco	T	17-17	29,831
Sept. 3	At Chicago Bears	W	25-3	52,648
Sept. 11	At Green Bay	L	13-31	50,858

1966 (2-3)

Aug. 6	Atlanta	W	20-10	34,303
Aug. 11	At Detroit	W	28-14	24,011
Aug. 19	Baltimore	L	7-33	28,304
Aug. 27	At L.A. Rams	L	14-32	33,172
Sept. 2	At Chicago Bears	L	20-22	58,620

1967 (1-4)

Aug. 12	New Orleans (At Shreveport, La.)	L	14-23	28,500
Aug. 21	Baltimore	W	9-5	34,054
Aug. 26	Pittsburgh (At Nashville, Tenn.)	L	13-24	10,376
Sept. 1	At Chicago Bears	L	14-42	41,079
Sept. 8	Detroit	L	7-21	18,083

1968 (3-2)

Aug. 9	Pittsburgh	W	24-7	26,811
Aug. 17	At Kansas City	L	10-13	47,462
Aug. 25	N.Y. Giants (At New Haven, Conn.)	W	18-10	53,776
Sept. 1	Minnesota	W	31-28	25,233
Sept. 6	At Chicago Bears	L	17-19	59,681

1969 (4-2)

Aug. 9	N.Y. Jets	W	13-6	50,372
Aug. 16	Pittsburgh (At Norfolk, Va.)	W	27-13	13,815
Aug. 23	Minnesota (At Memphis, Tenn.)	L	13-41	34,416
Aug. 29	Kansas City	L	21-31	48,006
Sept. 7	At San Francisco	W	21-10	32,506
Sept. 21	At Chicago Bears	W	37-31	61,227

1970 (3-2)

Aug. 15	At Denver	L	16-26	36,327
Aug. 22	Cincinnati	W	41-20	15,864
Aug. 29	Chicago Bears	W	24-3	38,888
Sept. 5	San Diego (At Cleveland, Ohio)	W	27-38	83,043
Sept. 12	Kansas City	W	34-24	50,661

1971 (2-2-1)

Aug. 14	Houston	W	16-14	40,993
Aug. 21	At Washington	L	13-20	40,228
Aug. 28	At Cincinnati	L	21-22	55,493
Sept. 4	At Kansas City	T	17-17	36,743
Sept. 10	Cleveland	W	27-13	46,171

1972 (4-2)

Aug. 4	At Buffalo	W	27-10	38,338
Aug. 12	At Kansas City	L	14-24	78,190
Aug. 19	Denver	W	17-13	34,506
Aug. 24	At Houston	L	24-33	38,596
Sept. 2	At Green Bay	W	31-10	56,263
Sept. 9	Chicago Bears	W	33-14	48,112

1973 (2-3)

Aug. 11	At San Diego	W	17-13	40,447
Aug. 18	At Denver	L	17-38	39,088
Aug. 25	N.Y. Jets	W	13-10	41,040
Sept. 1	At Chicago Bears	L	20-31	55,701
Sept. 7	Kansas City	L	7-16	49,486

1974 (3-4)

July 27	Buffalo (At Canton, Ohio)	W	17-13	17,286
Aug. 3	Chicago (At Champaign, Ill.)	W	10-0	12,877
Aug. 10	Green Bay (At Milwaukee, Wis.)	L	0-13	43,000
Aug. 17	San Diego, (At Seattle, Wash.)	W	48-14	5,383
Aug. 23	N.Y. Jets	L	7-20	39,643
Aug. 31	Minnesota	L	10-14	38,040
Sept. 6	At Kansas City	L	16-31	46,067

1975 (3-3)

Aug. 9	At Kansas City	W	10-3	40,081
Aug. 16	N.Y. Jets	L	13-14	41,265
Aug. 23	Chicago (At Champaign, Ill.)	L	13-14	19,127
Aug. 30	San Diego	W	14-9	37,468
Sept. 6	At Minnesota	W	13-6	46,975
Sept. 14	At Denver	L	17-21	45,631

1976 (4-2)

July 31	N.Y. Jets	W	13-12	16,168
Aug. 7	Oakland (At Tempe, Ariz.)	L	9-20	33,216
Aug. 16	San Diego (At Tokyo)	W	20-10	38,000
Aug. 21	At Chicago Bears	W	20-14	55,755
Aug. 28	Denver	L	17-21	39,808
Sept. 3	Kansas City	W	31-14	42,997

1977 (1-5)

Aug. 6	Atlanta	L	0-3	24,667
Aug. 13	At Denver	L	7-15	44,001
Aug. 19	At Cleveland	L	10-19	31,308
Aug. 27	Cincinnati	L	9-33	44,876
Sept. 2	Chicago Bears	W	23-14	45,074
Sept. 10	At Kansas City	L	20-37	38,480

1978 (2-2)

Aug. 5	At Miami	L	7-28	46,657
Aug. 12	At Chicago Bears	W	26-14	52,732
Aug. 19	At Green Bay	L	17-23	50,423
Aug. 26	At Kansas City	W	12-7	40,884

1979 (2-2)

Aug. 2	At Houston	L	7-9	46,252
Aug. 9	Atlanta	W	42-17	39,705
Aug. 18	At Kansas City	L	3-20	43,214
Aug. 25	Chicago Bears	W	10-7	43,541

1980 (2-2)

Aug. 9	At New Orleans	L	13-17	57,923
Aug. 16	At Tampa Bay	W	21-14	68,384
Aug. 23	Kansas City	L	10-20	41,687
Aug. 30	At Chicago Bears	W	21-13	56,866

1981 (3-1)

Aug. 8	At San Diego	W	12-10	49,234
Aug. 14	At Seattle	W	30-21	55,520
Aug. 22	At Kansas City	W	16-3	42,550
Aug. 29	Chicago Bears	L	27-31	48,793

1982 (1-3)

Aug. 13	At Seattle	L	0-14	55,525
Aug. 21	At San Francisco	L	13-16	51,931
Aug. 28	At Chicago Bears	W	10-3	62,078
Sept. 4	Kansas City	L	6-10	39,926

1983 (1-3)

Aug. 6	Minnesota (At London)	L	10-28	32,847
Aug. 13	Chicago Bears (OT)	W	27-24	31,375
Aug. 20	At Kansas City	L	16-17	34,070
Aug. 27	Green Bay	L	27-39	33,041

1984 (3-1)

Aug. 4	At Chicago Bears	W	19-10	34,399
Aug. 10	Kansas City	W	14-10	30,223
Aug. 17	At Seattle	L	7-17	53,772
Aug. 24	Minnesota	W	31-0	31,210

1985 (2-2)

Aug. 9	Chicago Bears	W	10-3	36,305
Aug. 15	At L.A. Rams	L	7-39	40,518
Aug. 23	Pittsburgh	W	14-6	36,237
Aug. 31	At Kansas City	L	13-17	38,618

1986 (2-3)

Aug. 2	New England (At Canton, OH)	L	16-21	22,739
Aug. 9	At Tampa Bay	W	26-10	31,550
Aug. 16	Kansas City	L	26-27	30,305
Aug. 23	At Chicago Bears	W	14-7	66,030
Aug. 29	At San Diego	L	17-24	44,744

1987 (2-2)

Aug. 15	At Cleveland	L	16-31	78,650
Aug. 22	Seattle	W	28-21	25,309
Aug. 31	At Chicago Bears	W	20-16	66,030
Sept. 6	Kansas City (OT) (At Memphis, Tenn.)	L	10-13	62,353

1988 (1-3)

Aug. 4	At Seattle	L	7-21	54,778
Aug. 12	New Orleans*	L	28-33	51,987
Aug. 21	Minnesota (OT)	L	16-19	46,249
Aug. 25	At Kansas City	W	41-21	36,883

*First game in Arizona as Phoenix Cardinals

1989 (1-3)

Aug. 11	Seattle	L	10-16	37,158
Aug. 21	At L.A. Rams	L	20-23	39,666
Aug. 26	Cleveland	W	21-7	36,667
Sept. 1	At San Diego	L	20-21	41,453

1990 (0-4)

Aug. 11	Seattle	L	9-34	31,316
Aug. 18	Chicago	L	9-17	42,016
Aug. 25	At L.A. Rams	L	7-27	44,134
Aug. 31	At Denver	L	14-25	71,082



ARIZONA CARDINALS

1991 (4-0)

Aug. 3	At Seattle	W	31-13	49,448
Aug. 11	At Chicago	W	12-10	55,513
Aug. 17	New England	W	46-0	51,070
Aug. 23	Denver	W	34-10	38,372

1992 (3-1)

Aug. 8	San Diego	W	35-14	28,298
Aug. 15	Chicago	W	20-17	47,026
Aug. 22	At Seattle	L	10-17	51,007
Aug. 26	At Denver	W	21-17	66,743

1993 (3-1)

Aug. 7	L.A. Rams	W	24-13	36,803
Aug. 14	At Chicago	W	11-10	51,748
Aug. 21	At San Diego	L	3-10	52,309
Aug. 27	Denver	W	34-9	44,207

1994 (1-3)

Aug. 5	San Francisco	W	17-7	61,619
Aug. 13	Chicago	L	0-16	52,502
Aug. 19	At Detroit	L	16-24	40,657
Aug. 25	At Denver	L	21-30	70,075

1995 (3-1)

Aug. 5	At Houston	W	16-13	39,899
Aug. 11	Kansas City	W	22-17	37,622
Aug. 20	At Chicago	W	17-16	52,116
Aug. 25	Cleveland	L	17-31	40,903

1996 (1-3)

Aug. 2	Oakland	L	3-26	36,869
Aug. 10	Cincinnati	W	13-10	22,490
Aug. 17	At San Diego	L	10-32	49,442
Aug. 23	At Atlanta	L	30-31	29,306

1997 (1-3)

Aug. 2	At Seattle	L	6-34	49,445
Aug. 8	At St. Louis	L	0-12	56,799
Aug. 17	At Chicago	L	10-22	22,331
Aug. 22	Oakland	W	15-13	30,584

1998 (2-2)

Aug. 7	At Detroit (OT)	L	10-13	46,331
Aug. 14	Chicago	W	27-24	30,983
Aug. 22	Seattle	L	24-31	32,683
Aug. 29	At Oakland	W	21-14	31,858

1999 (1-3)

Aug. 14	At Denver	L	7-38	67,941
Aug. 20	Tennessee	W	27-17	39,641
Aug. 28	At Seattle	L	7-41	66,277
Sept. 3	Oakland	L	7-43	42,076

2000 (1-3)

Aug. 5	Denver	L	17-31	37,781
Aug. 12	Seattle	W	21-3	34,774
Aug. 18	At Minnesota	L	17-35	63,563
Aug. 25	At San Diego	L	20-24	42,403

2001 (3-1)

Aug. 11	Oakland	L	7-10	33,482
Aug. 18	At Seattle (OT)	W	16-13	47,553
Aug. 25	At Chicago	W	24-20	66,944
Aug. 31	San Diego	W	16-3	27,301

2002 (3-1)

Aug. 10	At San Diego	W	24-17	39,537
Aug. 17	Green Bay	L	21-29	35,716
Aug. 24	Denver	L	13-19	26,736
Aug. 29	At Oakland	L	3-31	35,738

2003 (4-0)

Aug. 9	Dallas	W	13-0	23,838
Aug. 16	At San Diego	W	16-10	41,267
Aug. 22	Chicago	W	27-17	22,968
Aug. 28	At Minnesota	W	31-27	63,473

2004 (1-3)

Aug. 15	At Minnesota	L	6-23	63,658
Aug. 21	San Diego	L	13-38	23,654
Aug. 28	Oakland	L	16-17	35,070
Sept. 2	At Denver	W	33-21	71,986

2005 (3-1)

Aug. 13	Dallas	W	13-11	36,787
Aug. 20	At Kansas City	W	24-17	76,173
Aug. 26	At Oakland	W	17-16	36,408
Sept. 2	Denver	L	21-30	40,888

2006 (2-2)

Aug. 12	Pittsburgh	W	21-13	63,400
Aug. 19	At New England	L	3-30	68,756
Aug. 25	At Chicago	W	23-16	60,828
Aug. 31	Denver	L	23-29	62,973

2007 (0-4)

Aug. 11	At Oakland	L	23-27	39,911
Aug. 18	Houston	L	20-33	64,405
Aug. 25	San Diego	L	31-33	64,216
Aug. 30	At Denver	L	3-21	73,282

2008 (2-2)

Aug. 7	New Orleans	L	10-24	63,109
Aug. 16	At Kansas City	W	27-17	70,203
Aug. 23	At Oakland	W	24-0	39,331
Aug. 29	Denver	L	14-28	63,215

2009 (0-4)

Aug. 13	At Pittsburgh	L	10-20	58,330
Aug. 22	San Diego	L	6-17	61,681
Aug. 28	Green Bay	L	37-44	61,753
Sept. 3	At Denver	L	0-19	72,088

2010 (3-1)

Aug. 14	Houston	W	19-16	61,489
Aug. 23	At Tennessee	L	10-24	69,143
Aug. 28	At Chicago	W	14-9	60,834
Sept. 2	Washington	W	20-10	61,509

2011 (2-2)

Aug. 11	At Oakland	W	24-18	25,699
Aug. 23	At Green Bay	L	20-28	67,688
Aug. 27	San Diego	L	31-34	60,041
Sept. 1	Denver	W	26-7	59,910

2012 (1-4)

Aug. 5	New Orleans (At Canton, Ohio)	L	10-17	18,100
Aug. 10	At Kansas City	L	17-27	64,212
Aug. 17	Oakland	W	31-27	59,605
Aug. 23	At Tennessee	L	27-32	69,143
Aug. 30	Denver	L	13-16	59,773

2013 (3-1)

Aug. 9	At Green Bay	W	17-0	73,738
Aug. 17	Dallas	W	12-7	59,698
Aug. 24	San Diego	L	7-24	59,773
Aug. 29	At Denver	W	32-24	75,465

2014 (1-3)

Aug. 9	Houston	W	32-0	60,540
Aug. 16	At Minnesota	L	28-30	51,763
Aug. 24	Cincinnati	L	13-19	60,580
Aug. 28	At San Diego	L	9-12	51,489

2015 (2-2)

Aug. 15	Kansas City	L	19-34	62,313
Aug. 22	San Diego	L	19-22	62,295
Aug. 30	At Oakland	W	30-23	50,500
Sept. 3	At Denver	W	22-20	75,032

2016 (1-3)

Aug. 12	Oakland	L	10-31	64,853
Aug. 19	At San Diego	L	3-19	46,524
Aug. 28	At Houston	L	24-34	71,515
Sept. 1	Denver	W	38-17	64,551

2017 (2-3)

Aug. 3	Dallas (At Canton, Ohio)	L	18-20	21,126
Aug. 12	Oakland	W	20-10	64,183
Aug. 19	Chicago	L	23-24	64,016
Aug. 26	At Atlanta	W	24-14	70,237
Aug. 31	At Denver	L	2-30	75,347

ALL-TIME PRESEASON RESULTS

Since 1970 • Team-By-Team

Opponent	W	L	T	Last Meeting	Opponent	W	L	T	Last Meeting	Opponent	W	L	T	Last Meeting	Opponent	W	L	T	Last Meeting
Atlanta	2	2	0	2017	Detroit	0	2	0	1998	New England	1	2	0	2006	Seattle	5	9	0	2001
Buffalo	2	0	0	1974	Green Bay	2	6	0	2013	New Orleans	0	4	0	2012	Tampa Bay	2	0	0	1986
Chicago	22	7	0	2017	Houston	2	2	0	2016	New York Jets	2	2	0	1976	Tennessee/Houston	3	4	0	2012
Cincinnati	2	3	0	2014	Kansas City	10	13	1	2015	Oakland	8	8	0	2017	Washington	2	0	0	2010
Cleveland	2	3	0	1995	L.A./St. Louis	1	4	0	1997	Pittsburgh	2	1	0	2009					
Dallas	3	1	0	2017	Miami	0	1	0	1978	San Diego/L.A.	9	14	0	2016					
Denver	9	17	0	2017	Minnesota	3	6	0	2014	San Francisco	1	1	0	1994					



TEAM-BY-TEAM RESULTS

ATLANTA FALCONS
(16-14)

1966...	Falcons	A	16-10
1968...	Cardinals	H	17-12
1971...	Cardinals	A	26-9
1973...	Cardinals	A	32-10
1975...	Cardinals	H	23-20
1978...	Cardinals	H	42-21
1980...	Falcons (OT)	H	33-27
1981...	Falcons	A	41-20
1982...	Cardinals	A	23-20
1986...	Falcons	A	33-13
1987...	Cardinals	A	34-21
1989...	Cardinals	H	34-20
1990...	Cardinals	A	24-13
1991...	Cardinals	H	16-10
1992...	Falcons	A	20-17
1993...	Cardinals	A	27-10
1994...	Falcons	A	10-6
1995...	Cardinals (OT)	H	40-37
1997...	Cardinals	H	29-26
1999...	Falcons	A	37-14
2001...	Falcons	H	34-14
2004...	Falcons	A	6-3
2006...	Falcons	A	32-10
2007...	Cardinals (OT)	H	30-27
2008...	Cardinals	H	30-24
2010...	Falcons	A	41-7
2012...	Falcons	A	23-19
2013...	Cardinals	H	27-13
2014...	Falcons	A	29-18
2016...	Falcons	A	38-19

*Wild Card Playoff

BALTIMORE RAVENS
(2-4)

1997...	Cardinals	A	16-13
2000...	Ravens	H	13-7
2003...	Ravens	H	26-18
2007...	Ravens	A	26-23
2011...	Ravens	A	30-27
2015...	Cardinals	H	26-18

BUFFALO BILLS
(4-7)

1971...	Cardinals	A	28-23
1975...	Bills	H	32-14
1981...	Cardinals	H	24-0
1984...	Cardinals	H	37-7
1986...	Bills	A	17-10
1990...	Bills	A	45-14
1999...	Bills	H	31-21
2004...	Bills	A	38-14
2008...	Cardinals (OT)	H	41-17
2012...	Bills (OT)	H	19-16
2016...	Bills	A	33-18

CAROLINA PANTHERS
(5-11)

1995...	Panthers	A	27-7
2001...	Cardinals	A	30-7
2002...	Cardinals	A	16-13
2003...	Panthers	H	20-17
2004...	Panthers	A	35-10
2005...	Panthers	H	24-20
2007...	Panthers	H	25-10
2008...	Panthers	A	27-23
2008...	Cardinals	A	33-13

2009...	Panthers	H	34-21
2010...	Panthers	A	19-12
2011...	Cardinals	H	28-21
2013...	Cardinals	H	22-6
2014...	Panthers	A	*27-16
2015...	Panthers	A	*49-15
2016...	Panthers	A	30-20

*Postseason Game

CHICAGO BEARS
(28-58-6)

1920...	Cardinals	A	7-6
...	Bears	H	10-0
1921...	Tie	H	0-0
1922...	Cardinals	H	6-0
...	Cardinals	A	9-0
1923...	Bears	A	3-0
1924...	Bears	A	6-0
...	Bears	H	21-0
1925...	Cardinals	H	9-0
...	Tie	A	0-0
1926...	Bears	H	16-0
...	Bears	A	10-0
...	Tie	A	0-0
1927...	Bears	H	9-0
...	Cardinals	A	3-0
1928...	Bears	H	15-0
...	Bears	A	34-0
1929...	Tie	A	0-0
...	Cardinals	H	40-6
1930...	Bears	H	32-6
...	Bears	A	6-0
1931...	Bears	A	26-13
...	Bears	H	18-7
1932...	Tie	A	0-0
...	Bears	H	34-0
1933...	Bears	H	12-9
...	Bears	A	22-6
1934...	Bears	A	20-0
...	Bears	A	17-6
1935...	Tie	A	7-7
...	Bears	H	13-0
1936...	Bears	A	7-3
...	Cardinals	H	14-7
1937...	Bears	A	16-7
...	Bears	H	42-28
1938...	Bears	H	16-13
...	Bears	A	34-28
1938...	Bears	A	44-7
...	Bears	H	48-7
1940...	Cardinals	H	21-7
...	Bears	A	31-23
1941...	Bears	A	53-7
...	Bears	H	34-24
1942...	Bears	A	41-14
...	Bears	H	21-7
1943...	Bears	A	20-0
...	Bears	H	35-24
1944...	Bears	A	34-7
...	Bears	H	49-7
1945...	Cardinals	A	16-7
...	Bears	H	28-20
1946...	Bears	H	34-17
...	Cardinals	A	35-28
1947...	Cardinals	H	31-7
...	Cardinals	A	30-21
1948...	Bears	H	28-17
...	Cardinals	A	24-21
1949...	Bears	H	17-7
...	Bears	A	52-21
1950...	Bears	A	27-6
...	Cardinals	H	20-10
1951...	Cardinals	H	28-14
...	Cardinals	A	24-14
1952...	Cardinals	H	21-10
...	Bears	A	10-7

1953...	Cardinals	A	24-17
1954...	Bears	H	29-7
1955...	Cardinals	H	53-14
1956...	Bears	A	10-3
1957...	Bears	H	14-6
1958...	Bears	A	30-14
1959...	Bears	H	31-7
1965...	Bears	A	34-13
1966...	Cardinals	H	24-17
1967...	Bears	A	30-3
1969...	Cardinals	H	20-17
1972...	Bears	H	27-10
1975...	Cardinals	A	34-20
1977...	Cardinals	H	16-13
1978...	Bears	A	17-10
1979...	Bears	A	42-6
1982...	Cardinals	A	10-7
1984...	Cardinals	H	38-21
1990...	Bears	H	31-21
1994...	Bears (OT)	H	19-16
1998...	Cardinals	H	20-7
2001...	Bears	A	20-13
2003...	Bears	A	28-3
2006...	Bears	H	24-23
2009...	Cardinals	A	41-21
2012...	Bears	H	28-13
2015...	Cardinals	A	48-23

CINCINNATI BENGALS
(5-6)

1973...	Bengals	A	42-24
1979...	Bengals	A	34-28
1985...	Cardinals	H	41-27
1988...	Bengals	A	21-14
1994...	Cardinals	H	28-7
1997...	Bengals	A	24-21
2000...	Bengals	A	24-13
2003...	Cardinals	H	17-14
2007...	Cardinals	A	35-27
2011...	Bengals	A	23-16
2015...	Cardinals	H	34-31

CLEVELAND BROWNS
(14-33-3)

1950...	Browns	A	34-24
...	Browns	H	10-7
1951...	Browns	H	34-17
...	Browns	A	49-28
1952...	Browns	A	28-13
...	Browns	H	10-0
1953...	Browns	H	27-7
...	Browns	A	27-16
1954...	Browns	A	31-7
...	Browns	H	35-3
1955...	Browns	H	26-20
...	Browns	A	35-24
1956...	Cardinals	H	9-7
...	Cardinals	A	24-7
1957...	Browns	H	17-7
...	Browns	A	31-0
1958...	Browns	A	35-28
...	Browns	H	38-24
1959...	Browns	H	34-7
...	Browns	A	17-7
1960...	Browns	A	28-27
...	Tie	H	17-17
1961...	Browns	A	20-17
...	Browns	H	21-10
1962...	Browns	H	34-7
...	Browns	A	38-14
1963...	Cardinals	A	20-14
...	Browns	H	24-10
1964...	Tie	A	33-33
...	Cardinals	H	28-19



1965...	Cardinals	A	49-13
	Browns.	H	27-24
1966...	Cardinals	A	34-28
	Browns.	H	38-10
1967...	Browns.	A	20-16
	Browns.	H	20-16
1968...	Cardinals	A	27-21
	Cardinals	H	27-16
1969...	Tie	A	21-21
	Browns.	H	27-21
1974...	Cardinals	H	29-7
1979...	Browns.	H	38-20
1985...	Cardinals (OT)	A	27-24
1988...	Browns.	H	29-21
1994...	Browns.	A	32-0
2000...	Cardinals	H	29-21
2003...	Browns.	A	44-6
2007...	Cardinals	H	27-21
2011...	Cardinals (OT)	H	20-17
2015...	Cardinals	A	34-20



DALLAS COWBOYS (32-56-1)

1960...	Cardinals	H	12-10
1961...	Cardinals	A	31-17
	Cardinals	H	31-13
1962...	Cardinals	A	28-24
	Cardinals	H	52-20
1963...	Cardinals	A	34-7
	Cowboys.	H	28-24
1964...	Cardinals	A	16-6
	Cowboys.	H	31-13
1965...	Cardinals	H	20-13
	Cowboys.	A	27-13
1966...	Tie	H	10-10
	Cowboys.	A	31-17
1967...	Cowboys.	A	46-21
1968...	Cowboys.	H	27-17
1969...	Cowboys.	A	24-3
1970...	Cardinals	H	20-7
	Cardinals	A	38-0
1971...	Cowboys.	H	16-13
	Cowboys.	A	31-13
1972...	Cowboys.	A	33-24
	Cowboys.	H	27-6
1973...	Cowboys.	A	45-10
	Cowboys.	H	30-3
1974...	Cardinals	H	31-28
	Cowboys.	A	17-14
1975...	Cowboys (OT)	A	37-31
	Cardinals	H	31-17
1976...	Cardinals	H	21-17
	Cowboys.	A	19-14
1977...	Cowboys.	H	30-24
	Cardinals	A	24-17
1978...	Cowboys.	A	21-12
	Cowboys (OT)	H	24-21
1979...	Cowboys.	H	22-21
	Cowboys.	A	22-13
1980...	Cowboys.	H	27-24
	Cowboys.	A	31-21
1981...	Cowboys.	A	30-17
	Cardinals	H	20-17
1982...	Cowboys.	H	24-7
1983...	Cowboys.	H	34-17
	Cowboys.	A	35-14
1984...	Cardinals	A	31-20
	Cowboys.	H	24-17
1985...	Cardinals	H	21-10
	Cowboys.	A	35-17
1986...	Cowboys.	H	31-7
	Cowboys.	A	37-6
1987...	Cardinals	H	24-13
	Cowboys.	A	21-16
1988...	Cowboys.	H	*17-14
	Cardinals	A	16-10

1989...	Cardinals	A	19-10
	Cardinals	H	24-20
1990...	Cardinals	H	20-3
	Cowboys.	A	41-10
1991...	Cowboys.	H	17-9
	Cowboys.	A	27-7
1992...	Cowboys.	A	31-20
	Cowboys.	H	16-10
1993...	Cowboys.	H	17-10
	Cowboys.	A	20-15
1994...	Cowboys.	A	38-3
	Cowboys.	H	28-21
1995...	Cowboys.	A	34-20
	Cowboys.	H	37-13
1996...	Cowboys.	A	17-3
	Cowboys.	H	10-6
1997...	Cardinals (OT)	H	25-22
	Cowboys.	A	24-6
1998...	Cowboys.	A	38-10
	Cowboys.	H	35-28
	Cardinals	A	**20-7
1999...	Cowboys.	A	35-7
	Cardinals	H	13-9
2000...	Cardinals	H	32-31
	Cowboys.	A	48-7
2001...	Cowboys.	A	17-3
	Cardinals	H	17-10
2002...	Cardinals	H	9-6
2003...	Cowboys.	A	24-7
2005...	Cowboys.	A	34-13
2006...	Cowboys.	H	27-10
2008...	Cardinals (OT)	H	30-24
2010...	Cardinals	H	27-26
2011...	Cardinals (OT)	H	19-13
2014...	Cardinals	A	28-17
2017...	Cowboys.	H	28-17

*First regular-season game in Arizona

**Wild Card Playoff



DENVER BRONCOS (1-8-1)

1973...	Tie	H	17-17
1977...	Broncos	A	7-0
1989...	Broncos	H	37-0
1991...	Broncos	A	24-19
1995...	Broncos	A	38-6
2001...	Broncos	H	38-17
2002...	Broncos	A	37-7
2006...	Broncos	H	37-20
2010...	Cardinals	H	43-13
2014...	Broncos	A	41-20



DETROIT LIONS (28-34-5)

1930...	Tie	A	0-0
	Cardinals	H	23-0
1931...	Spartans.	A	13-3
	Cardinals	H	20-19
1932...	Tie	A	7-7
1933...	Spartans.	A	7-6
1934...	Lions	A	6-0
	Lions	H	17-13
1935...	Tie	A	10-10
	Lions	H	7-6
1936...	Lions	A	39-0
	Lions	H	14-7
1937...	Lions	A	16-7
	Lions	H	16-7
1938...	Lions	A	10-0
	Lions	H	7-3
1939...	Lions	A	21-13
	Lions	H	17-3
1940...	Tie	H	0-0
	Lions	A	43-14
1941...	Tie	H	14-14
	Lions	A	21-3

1942...	Cardinals	H	13-0
	Cardinals	A	7-0
1943...	Lions	A	35-17
	Lions	H	7-0
1944...	Lions	H	27-6
	Lions	A	21-7
1945...	Lions	H	10-0
	Lions	A	26-0
1946...	Cardinals	H	34-14
	Cardinals	A	36-14
1947...	Cardinals	H	45-21
	Cardinals	A	17-7
1948...	Cardinals	H	56-20
	Cardinals	A	28-14
1949...	Lions	H	24-7
	Cardinals	A	42-19
1959...	Lions	A	45-21
1961...	Lions	H	45-14
1967...	Cardinals	H	38-28
1969...	Lions	A	20-0
1970...	Lions	A	16-3
1973...	Lions	H	20-16
1975...	Cardinals	A	24-13
1978...	Cardinals	H	21-14
1980...	Lions	A	20-7
	Cardinals	H	24-23
1989...	Cardinals	A	16-13
1993...	Lions	A	26-20
	Lions	H	21-14
1995...	Cardinals	A	20-17
1998...	Cardinals	A	17-15
1999...	Cardinals	H	23-19
2001...	Cardinals	H	45-38
2002...	Cardinals	H	23-20
2003...	Lions	A	42-24
2004...	Lions	A	26-12
2005...	Lions	A	29-21
2006...	Cardinals	H	17-10
2007...	Cardinals	H	31-21
2009...	Cardinals	A	31-24
2012...	Cardinals	H	38-10
2013...	Cardinals	H	25-21
2014...	Cardinals	H	14-6
2015...	Cardinals	A	42-17
2017...	Lions	A	35-23



GREEN BAY PACKERS (25-47-4)

1921...	Tie	H	3-3
1922...	Cardinals	H	16-3
1924...	Cardinals	H	3-0
1925...	Cardinals	H	9-6
1926...	Cardinals	A	13-7
	Packers	H	3-0
1927...	Packers	A	13-0
	Tie	H	6-6
1928...	Packers	A	20-0
1929...	Packers	A	9-2
	Packers	H	7-6
	Packers	H	12-0
1930...	Packers	A	14-0
	Cardinals	H	13-6
1931...	Packers	A	26-7
	Cardinals	H	21-13
1932...	Packers	A	15-7
	Packers	H	19-9
1933...	Packers	H	14-6
1934...	Packers	A	15-0
	Cardinals	A	9-0
	Cardinals	H	6-0
1935...	Cardinals	A	7-6
	Cardinals	A	3-0
	Cardinals	H	9-7
1936...	Packers	A	10-7
	Packers	A	24-0
	Tie	H	0-0
1937...	Cardinals	A	14-7
	Packers	A	34-13



1938...	Packers	A	28-7
	Packers	H	24-22
1939...	Packers	A	14-10
	Packers	A	27-20
1940...	Packers	A	31-6
	Packers	H	28-7
1941...	Packers	A	14-13
	Packers	A	17-9
1942...	Packers	H	17-13
	Packers	A	55-24
1943...	Packers	H	28-7
	Packers	A	35-14
1944...	Packers	A	34-7
	Packers	H	35-20
1945...	Packers	A	33-14
1946...	Packers	H	19-7
	Cardinals	A	24-6
1947...	Cardinals	A	14-10
	Cardinals	H	21-20
1948...	Cardinals	A	17-7
	Cardinals	H	42-7
1949...	Cardinals	A	39-17
	Cardinals	H	41-21
1955...	Packers	A	31-14
1956...	Packers	H	24-21
1962...	Packers	A	17-0
1963...	Packers	H	30-7
1967...	Packers	H	31-23
1969...	Packers	A	45-28
1971...	Tie	H	16-16
1973...	Packers	A	25-21
1976...	Cardinals	H	29-0
1982...	Packers	A	41-16
1984...	Packers	A	24-23
1985...	Cardinals	H	43-28
1988...	Packers	H	26-17
1990...	Packers	H	24-21
1999...	Packers	A	49-24
2000...	Packers	H	29-3
2003...	Cardinals	H	20-13
2006...	Packers	A	31-14
2009...	Packers	H	33-7
	Cardinals (OT)	H	51-45
2012...	Packers	A	31-17
2015...	Cardinals	H	38-8
2015...	Cardinals (OT)	H	26-20

*First Round, Super Bowl Tournament
*Postseason Game



HOUSTON TEXANS (2-2)

2005...	Texans	A	30-19
2009...	Cardinals	H	28-21
2013...	Cardinals	H	27-24
2017...	Texans	A	31-21



INDIANAPOLIS COLTS (8-8)

1961...	Colts	A	16-0
1964...	Colts	A	47-27
1968...	Colts	A	27-0
1972...	Cardinals	A	10-3
1976...	Cardinals	H	24-17
1978...	Colts	H	30-17
1980...	Cardinals	A	17-10
1981...	Cardinals	A	35-24
1984...	Cardinals	A	34-33
1990...	Cardinals	H	20-17
1992...	Colts	A	16-13
1996...	Colts	A	20-13
2005...	Colts	A	17-13
2009...	Colts	H	31-10
2013...	Cardinals	H	40-11
2017...	Cardinals (OT)	A	16-13



JACKSONVILLE JAGUARS (3-2)

2000...	Jaguars	A	44-10
2005...	Jaguars	H	24-17
2009...	Cardinals	A	31-17
2013...	Cardinals	A	27-14
2017...	Cardinals	H	27-24



KANSAS CITY CHIEFS (3-8-1)

1970...	Tie	A	6-6
1974...	Chiefs	H	17-13
1980...	Chiefs	H	21-13
1983...	Chiefs	A	38-14
1986...	Cardinals	H	23-14
1995...	Chiefs	H	24-3
1998...	Chiefs	A	34-24
2001...	Cardinals	H	24-16
2002...	Chiefs	A	49-0
2006...	Chiefs	H	23-20
2010...	Chiefs	A	31-13
2014...	Cardinals	H	17-14



LOS ANGELES CHARGERS (4-9)

1971...	Chargers	A	20-17
1976...	Chargers	A	43-24
1983...	Cardinals	H	44-14
1987...	Chargers	A	28-24
1989...	Chargers	H	24-13
1992...	Chargers	H	27-21
1995...	Chargers	A	28-25
1998...	Cardinals	H	16-13
2001...	Cardinals	A	20-17
2002...	Chargers	H	23-15
2006...	Chargers	A	27-20
2010...	Chargers	A	41-10
2014...	Cardinals	H	18-17



LOS ANGELES RAMS (38-39-2)

1937...	Cardinals	A	6-0
	Cardinals	H	13-7
1938...	Cardinals	A	7-6
	Cardinals	H	31-17
1939...	Rams	H	24-0
	Rams	A	14-0
1940...	Rams	A	26-14
	Cardinals	H	17-7
1941...	Rams	A	10-6
	Cardinals	H	7-0
1942...	Cardinals	H	7-0
	Rams	A	7-3
1945...	Rams	A	21-0
	Rams	H	35-21
1946...	Cardinals	H	34-10
	Rams	A	17-14
1947...	Rams	A	27-7
	Cardinals	H	17-10
1948...	Cardinals	A	27-22
	Cardinals	H	27-24
1949...	Tie	H	28-28
	Cardinals	A	31-27
1951...	Rams	A	45-21
1953...	Tie	H	24-24
1954...	Rams	A	28-17
1958...	Rams	H	20-14
1960...	Cardinals	A	43-21

1965...	Rams	H	27-3
1968...	Rams	H	24-13
1970...	Rams	A	34-13
1972...	Cardinals	H	24-14
1975...	Rams	A	35-23
1976...	Cardinals	A	30-28
1979...	Rams	A	21-0
1980...	Rams	H	21-13
1984...	Rams	H	16-13
1985...	Rams	A	46-14
1986...	Rams	H	16-10
1987...	Rams	H	27-24
1988...	Cardinals	A	41-27
1989...	Rams	A	37-14
1991...	Cardinals	A	24-14
1992...	Cardinals	A	20-14
1993...	Cardinals	H	38-10
1994...	Rams	A	14-12
1996...	Cardinals (OT)	H	31-28
1998...	Cardinals	A	20-17
2002...	Rams	H	27-14
	Rams	A	30-28
2003...	Rams	A	37-13
	Rams (OT)	H	30-27
2004...	Rams	A	17-10
	Cardinals	H	31-7
2005...	Rams	H	17-12
	Cardinals	A	38-28
2006...	Rams	H	16-14
	Cardinals	A	34-20
2007...	Cardinals	A	34-31
	Cardinals	H	48-19
2008...	Cardinals	A	34-13
	Cardinals	H	34-10
2009...	Cardinals	A	21-13
	Cardinals	H	31-10
2010...	Cardinals	A	17-13
	Rams	H	19-6
2011...	Cardinals (OT)	H	19-13
	Cardinals	A	23-20
2012...	Rams	A	17-3
	Rams	H	31-17
2013...	Rams	A	27-24
	Cardinals	H	30-10
2014...	Cardinals	H	31-14
	Cardinals	A	12-6
2015...	Rams	H	24-22
	Cardinals	A	27-3
2016...	Rams	H	17-13
	Cardinals	A	44-6
2017...	Rams	A	33-0
	Rams	H	32-16

*Postseason Game #London



MIAMI DOLPHINS (3-9)

1972...	Dolphins	A	31-10
1977...	Dolphins	H	55-14
1978...	Dolphins	A	24-10
1981...	Dolphins	H	20-7
1984...	Dolphins	H	36-28
1990...	Dolphins	A	23-3
1996...	Dolphins	H	38-10
1999...	Dolphins	A	19-16
2004...	Cardinals	A	24-23
2008...	Cardinals	H	31-10
2012...	Cardinals (OT)	H	24-21
2016...	Dolphins	A	26-23



MINNESOTA VIKINGS (11-16)

1963...	Cardinals	A	56-14
1967...	Cardinals	A	34-24
1969...	Vikings	H	27-10
1972...	Cardinals	A	19-17



1974...	Vikings...	H	28-24
	Vikings...	A	*30-14
1977...	Cardinals	A	27-7
1979...	Cardinals	H	37-7
1981...	Cardinals	H	30-17
1983...	Cardinals	H	41-31
1991...	Vikings...	A	34-7
	Vikings...	H	28-0
1994...	Cardinals	H	17-7
1995...	Vikings (OT)	H	30-24
1996...	Vikings...	A	41-17
1997...	Vikings...	H	20-19
1998...	Vikings...	A	*41-21
2000...	Vikings...	A	31-14
2003...	Cardinals	H	18-17
2006...	Vikings...	A	31-26
2008...	Vikings...	H	35-14
2009...	Cardinals	H	30-17
2010...	Vikings (OT)	A	27-24
2011...	Vikings...	A	34-10
2012...	Vikings...	A	21-14
2015...	Cardinals	H	23-20
2016...	Vikings...	A	30-24

*NFC Divisional Playoff



NEW ENGLAND PATRIOTS (7-7)

1970...	Cardinals	H	31-0
1975...	Cardinals	H	24-17
1978...	Patriots	H	16-6
1981...	Cardinals	A	27-20
1984...	Cardinals	A	33-10
1990...	Cardinals	H	34-14
1991...	Cardinals	H	24-10
1993...	Patriots	H	23-21
1996...	Patriots	A	31-0
1999...	Patriots	H	27-3
2004...	Patriots	H	23-12
2008...	Patriots	A	47-7
2012...	Cardinals	A	20-18
2016...	Patriots	H	23-21



NEW ORLEANS SAINTS (15-15)

1967...	Cardinals	H	31-20
1968...	Cardinals	A	21-20
	Cardinals	H	31-17
1969...	Saints	H	51-42
1970...	Cardinals	H	24-17
1974...	Saints	A	14-0
1977...	Cardinals	H	49-31
1980...	Cardinals	A	40-7
1981...	Cardinals	H	30-3
1982...	Cardinals	A	21-7
1983...	Saints	A	28-17
1984...	Saints	A	34-24
1985...	Cardinals	H	28-16
1986...	Saints	H	16-7
1987...	Cardinals	H	24-19
1990...	Saints	A	28-7
1991...	Saints	H	27-3
1992...	Saints	H	30-21
1993...	Saints	H	20-17
1996...	Cardinals	A	28-14
1997...	Saints	A	27-10
1998...	Cardinals	H	19-17
2000...	Saints	H	21-10
2004...	Cardinals	H	34-10
2007...	Saints	A	31-24
2009...	Saints	A	*45-14
2010...	Cardinals	H	30-20
2013...	Saints	A	31-7
2015...	Cardinals	H	31-19
2016...	Saints	H	48-41

*Divisional Playoff Game



NEW YORK GIANTS (44-81-2)

1926...	Giants	A	20-0
1927...	Giants	A	28-7
1929...	Giants	A	24-21
1930...	Giants	A	25-12
	Giants	H	13-7
1935...	Cardinals	A	14-13
1936...	Giants	A	14-6
1938...	Giants	A	6-0
1939...	Giants	A	17-7
1941...	Cardinals	A	10-7
1942...	Giants	A	21-7
1943...	Giants	A	24-13
1944...	Giants	A	23-0
1946...	Giants	A	28-24
1947...	Giants	A	35-31
1948...	Cardinals	A	63-35
1949...	Giants	H	41-38
1950...	Cardinals	H	17-3
	Giants	A	51-21
1951...	Giants	A	28-17
	Giants	H	10-0
1952...	Cardinals	A	24-23
	Giants	H	28-6
1953...	Giants	A	21-7
	Giants	H	23-20
1954...	Giants	H	41-10
	Giants	A	31-17
1955...	Cardinals	H	28-17
	Giants	A	10-0
1956...	Cardinals	H	35-27
	Giants	A	23-10
1957...	Giants	A	27-14
	Giants	H	28-21
1958...	Giants	H	37-7
	Cardinals	A	23-6
1959...	Giants	A	9-3
	Giants	H	30-20
1960...	Giants	H	35-14
	Cardinals	A	20-13
1961...	Cardinals	A	21-10
	Giants	H	24-9
1962...	Giants	H	31-14
	Giants	A	31-28
1963...	Giants	H	38-21
	Cardinals	A	24-17
1964...	Giants	A	34-17
	Tie	H	10-10
1965...	Giants	A	14-10
	Giants	H	28-15
1966...	Cardinals	H	24-19
	Cardinals	A	20-17
1967...	Giants	H	37-20
	Giants	A	37-14
1968...	Cardinals	A	28-21
1969...	Cardinals	H	42-17
	Giants	A	49-6
1970...	Giants	A	35-17
	Giants	H	34-17
1971...	Giants	H	21-20
	Cardinals	A	24-7
1972...	Giants	A	27-21
	Giants	H	13-7
1973...	Cardinals	H	35-27
	Giants	A	24-13
1974...	Cardinals	A	23-21
	Cardinals	H	26-14
1975...	Cardinals	H	26-14
	Cardinals	A	20-13
1976...	Cardinals	H	27-21
	Cardinals	A	17-14
1977...	Cardinals	H	28-0
	Giants	A	27-7
1978...	Cardinals	H	20-10
	Giants	A	17-0
1979...	Cardinals	A	27-14
	Cardinals	H	29-20

1980...	Giants	H	41-35
	Cardinals	A	23-7
1981...	Giants	A	34-14
	Giants	H	20-10
1982...	Cardinals	H	24-21
1983...	Tie (OT)	H	20-20
	Cardinals	A	10-6
1984...	Giants	A	16-10
	Cardinals	H	31-21
1985...	Giants	A	27-17
	Giants	H	34-3
1986...	Giants	H	13-6
	Giants	A	27-7
1987...	Giants	A	30-7
	Cardinals	H	27-24
1988...	Cardinals	H	24-17
	Giants	A	44-7
1989...	Giants	A	35-7
	Giants	H	20-13
1990...	Giants	A	20-19
	Giants	H	24-21
1991...	Giants	A	20-9
	Giants	H	21-14
1992...	Giants	A	31-21
	Cardinals	H	19-0
1993...	Giants	A	19-17
	Cardinals	H	16-7
1994...	Giants	H	20-17
	Cardinals	A	10-9
1995...	Giants (OT)	A	27-21
	Giants	H	10-6
1996...	Giants	A	16-8
	Cardinals	H	31-23
1997...	Giants	H	27-13
	Giants	A	19-10
1998...	Giants	A	34-7
	Giants	H	23-19
1999...	Cardinals	H	14-3
	Cardinals	A	34-24
2000...	Giants	A	33-14
	Giants	H	31-7
2001...	Giants	H	17-10
	Giants	A	17-13
2002...	Cardinals	H	21-7
2004...	Cardinals	H	17-14
2005...	Giants	A	42-19
2008...	Giants	H	37-29
2009...	Cardinals	A	24-17
2011...	Giants	H	31-27
2014...	Cardinals	A	25-14
2017...	Cardinals	H	23-0



NEW YORK JETS (3-6)

1971...	Cardinals	H	17-10
1975...	Cardinals	A	37-6
1978...	Jets	A	23-10
1996...	Jets	H	31-21
1999...	Jets	A	12-7
2004...	Jets	H	13-3
2008...	Jets	A	56-35
2012...	Jets	A	7-6
2016...	Cardinals	H	28-3



OAKLAND RAIDERS (4-5)

1973...	Raiders	H	17-10
1983...	Cardinals	A	34-24
1989...	Raiders	A	16-14
1998...	Raiders	H	23-20
2001...	Cardinals (OT)	A	34-31
2002...	Raiders	H	41-20
2006...	Raiders	A	22-9
2010...	Cardinals	H	24-23
2014...	Cardinals	A	24-13



PHILADELPHIA EAGLES (59-57-5)

1935	Cardinals	H	12-3
1936	Cardinals	H	13-0
1937	Tie	A	6-6
1938	Eagles	H	7-0
1941	Eagles	A	21-14
1943	Eagles	A	34-13
1945	Eagles	A	21-6
1947	Cardinals	A	45-21
	Cardinals	H	28-21
1948	Cardinals	H	21-14
	Eagles	A	7-0
1949	Eagles	A	28-3
1950	Eagles	H	45-7
	Cardinals	A	14-10
1951	Eagles	H	17-14
1952	Eagles	A	10-7
	Cardinals	H	28-22
1953	Eagles	H	56-17
	Eagles	A	38-0
1954	Eagles	H	35-16
	Eagles	A	30-14
1955	Tie	H	24-24
	Eagles	A	27-3
1956	Cardinals	A	20-6
	Cardinals	H	28-17
1957	Eagles	H	38-21
	Cardinals	A	31-27
1958	Tie	H	21-21
	Eagles	A	49-21
1959	Eagles	H	28-24
	Eagles	A	27-17
1960	Eagles	A	31-27
	Eagles	H	20-6
1961	Cardinals	A	30-27
	Eagles	H	20-7
1962	Cardinals	A	27-21
	Cardinals	H	45-35
1963	Cardinals	A	28-24
	Cardinals	H	38-14
1964	Cardinals	A	38-13
	Cardinals	H	36-34
1965	Eagles	A	34-27
	Eagles	H	28-24
1966	Cardinals	H	16-13
	Cardinals	A	41-10
1967	Cardinals	H	48-14
1968	Cardinals	A	45-17
1969	Eagles	H	34-30
1970	Cardinals	A	35-20
	Cardinals	H	23-14
1971	Eagles	H	37-20
	Eagles	A	19-7
1972	Tie	A	6-6
	Cardinals	H	24-23
1973	Cardinals	A	34-23
	Eagles	H	27-24
1974	Cardinals	H	7-3
	Cardinals	A	13-3
1975	Cardinals	H	31-20
	Cardinals	A	24-23
1976	Cardinals	H	31-14
	Cardinals	A	17-14
1977	Cardinals	A	21-17
	Cardinals	H	21-16
1978	Cardinals	A	16-10
	Eagles	H	14-10
1979	Eagles	H	24-20
	Eagles	A	16-13
1980	Cardinals	H	24-14
	Eagles	A	17-3
1981	Eagles	H	52-10
	Eagles	A	38-0
1982	Cardinals	A	23-20

1983	Cardinals	A	14-11
	Cardinals	H	31-7
1984	Cardinals	A	34-14
	Cardinals	H	17-16
1985	Eagles	A	30-7
	Eagles	H	24-14
1986	Cardinals	H	13-10
	Tie (OT)	A	10-10
1987	Eagles	H	28-23
	Cardinals	A	31-19
1988	Eagles	A	31-21
	Eagles	H	23-17
1989	Eagles	H	17-5
	Eagles	A	31-14
1990	Cardinals	A	23-21
	Eagles	H	23-21
1991	Cardinals	A	26-10
	Eagles	H	34-14
1992	Eagles	H	31-14
	Eagles	A	7-3
1993	Eagles	A	23-17
	Cardinals	H	16-3
1994	Eagles	A	17-7
	Cardinals	H	12-6
1995	Eagles	H	31-19
	Eagles	A	21-20
1996	Cardinals	H	36-30
	Eagles	A	29-19
1997	Eagles (OT)	A	13-10
	Cardinals	H	31-21
1998	Cardinals	H	17-3
	Cardinals (OT)	A	20-17
1999	Cardinals	A	25-24
	Cardinals	H	21-17
2000	Eagles	H	33-14
	Eagles	A	34-9
2001	Cardinals	A	21-20
	Eagles	H	21-7
2002	Eagles	A	38-14
2005	Cardinals	H	27-21
2008	Eagles	A	48-20
	Cardinals	H	32-25
2011	Cardinals	A	21-17
2012	Cardinals	H	27-6
2013	Eagles	A	24-21
2014	Cardinals	H	24-20
2015	Cardinals	A	40-17
2017	Eagles	A	34-7

**NFC Championship Game

*Philadelphia-Pittsburgh played as merged team in 1943.

+NFL Championship Game



PITTSBURGH STEELERS (23-35-3)

1933	Steelers	H	14-13
1935	Steelers	A	17-13
1936	Cardinals	H	14-6
1937	Cardinals	A	13-7
1939	Cardinals	A	10-0
1940	Tie	A	7-7
1942	Steelers	A	19-3
1943	Steelers	A	34-13
1945	Steelers	A	23-0
1946	Steelers	A	14-7
1948	Cardinals	A	24-7
1950	Steelers	H	28-17
	Steelers	A	28-7
1951	Steelers	H	28-14
1952	Steelers	H	34-28
	Steelers	A	17-14
1953	Steelers	A	31-28
	Steelers	H	21-17
1954	Cardinals	H	17-14
	Steelers	A	20-17
1955	Steelers	A	14-7
	Cardinals	H	27-13

1956	Steelers	A	14-7
	Cardinals	H	38-27
1957	Steelers	A	29-20
	Steelers	H	27-2
1958	Steelers	H	27-20
	Steelers	A	38-21
1959	Cardinals	H	45-24
	Steelers	A	35-20
1960	Steelers	A	27-14
	Cardinals	H	38-7
1961	Steelers	A	30-27
	Cardinals	H	20-0
1962	Steelers	H	26-17
	Steelers	A	19-7
1963	Steelers	A	23-10
	Cardinals	H	24-23
1964	Cardinals	H	34-30
	Cardinals	A	21-20
1965	Cardinals	A	20-7
	Cardinals	H	21-17
1966	Steelers	A	30-9
	Cardinals	A	6-3
1967	Cardinals	A	28-14
	Tie	H	14-14
1968	Tie	H	28-28
	Cardinals	A	20-10
1969	Cardinals	A	27-14
	Cardinals	H	47-10
1972	Steelers	H	25-19
1979	Steelers	H	24-21
1985	Steelers	A	23-10
1988	Cardinals	H	31-14
1994	Cardinals (OT)	H	20-17
1997	Steelers (OT)	H	26-20
2003	Steelers	A	28-15
2007	Cardinals	H	21-14
2008	Steelers	H	27-23
2011	Steelers	H	32-20
2015	Steelers	A	25-13

**Super Bowl XLIII

*Pittsburgh-Philadelphia played as a merged team in 1943



SAN FRANCISCO 49ERS (24-29)

1951	Cardinals	A	27-21
1957	Cardinals	A	20-10
1962	49ers	H	24-17
1964	Cardinals	A	23-13
1968	49ers	A	35-17
1971	49ers	H	26-14
1974	Cardinals	A	34-9
1976	Cardinals (OT)	H	23-20
1978	Cardinals	A	16-10
1979	Cardinals	H	13-10
1980	49ers (OT)	A	24-21
1982	49ers	H	31-20
1983	49ers	H	42-27
1986	49ers	A	43-17
1987	49ers	A	34-28
1988	Cardinals	H	24-23
1991	49ers	A	14-10
1992	Cardinals	H	24-14
1993	49ers	A	28-14
1999	49ers	H	24-10
2000	49ers	A	27-20
2002	49ers	A	38-28
	49ers	H	17-14
2003	Cardinals (OT)	H	16-13
	49ers	A	50-14
2004	49ers (OT)	A	31-28
	49ers (OT)	H	31-28
2005	Cardinals	H*	31-14
	Cardinals	A	17-10
2006	Cardinals	H+	34-27
	Cardinals	A	26-20
2007	49ers	A	20-17
	49ers (OT)	H	37-31



ARIZONA CARDINALS

2008...	Cardinals	A	23-13
	Cardinals	H	29-24
2009...	49ers	H	20-16
	49ers	A	24-9
2010...	49ers	H	27-6
	49ers	A	38-7
2011...	49ers	A	23-7
	Cardinals	H	21-19
2012...	49ers	H	24-3
	49ers	A	27-13
2013...	49ers	A	32-20
	49ers	H	23-20
2014...	Cardinals	H	23-14
	49ers	A	20-17
2015...	Cardinals	H	47-7
	Cardinals	A	19-13
2016...	Cardinals	A	33-21
	Cardinals	H	23-20
2017...	Cardinals (OT)	H	18-15
	Cardinals	A	20-10

+First regular season game at University of Phoenix Stadium

*Mexico City



SEATTLE SEAHAWKS (19-18-1)

1976...	Cardinals	A	30-24
1983...	Cardinals	H	33-28
1989...	Cardinals	A	34-24
1993...	Cardinals (OT)	A	30-27
1995...	Cardinals (OT)	H	20-14
1998...	Seahawks	A	33-14
2002...	Cardinals	A	27-14
	Seahawks	H	27-6
2003...	Seahawks	H	38-0
	Seahawks	A	28-10
2004...	Cardinals	H	25-17
	Seahawks	A	24-21
2005...	Seahawks	A	37-12
	Seahawks	H	33-19
2006...	Seahawks	A	21-10
	Cardinals	H	27-21
2007...	Cardinals	H	23-20
	Seahawks	A	42-21
2008...	Cardinals	A	26-20
	Cardinals	H	34-21
2009...	Cardinals	A	27-3
	Cardinals	H	31-20
2010...	Seahawks	A	22-10
	Seahawks	H	36-18
2011...	Seahawks	A	13-10
	Cardinals (OT)	H	23-20
2012...	Cardinals	H	20-16
	Seahawks	A	58-0
2013...	Seahawks	H	34-22
	Cardinals	A	17-10
2014...	Seahawks	A	19-3
	Seahawks	H	35-6
2015...	Cardinals	A	39-32
	Seahawks	H	36-6
2016...	Tie	H	6-6
	Cardinals	A	34-31
2017...	Seahawks	H	22-16
	Cardinals	A	26-24



TAMPA BAY BUCCANEERS (11-9)

1977...	Buccaneers	A	17-7
1981...	Buccaneers	A	20-10
1983...	Cardinals	A	34-27
1985...	Buccaneers	A	16-0
1986...	Cardinals	A	21-17
	Cardinals	H	30-19
1987...	Cardinals	H	31-28
	Cardinals	A	31-14

1988...	Cardinals	A	30-24
1989...	Buccaneers	H	14-13
1992...	Buccaneers	A	23-7
	Buccaneers	H	7-3
1996...	Cardinals	H	13-9
1997...	Buccaneers	A	19-18
2004...	Cardinals	H	12-7
2007...	Buccaneers	A	17-10
2010...	Buccaneers	H	38-35
2013...	Cardinals	A	13-10
2016...	Cardinals	H	40-7
2017...	Cardinals	H	38-33



TENNESSEE TITANS (7-4)

1970...	Cardinals	H	44-0
1974...	Cardinals	A	31-27
1979...	Cardinals	A	24-17
1985...	Oilers	H	20-10
1988...	Oilers	A	38-20
1994...	Cardinals	A	30-12
1997...	Oilers	H	41-14
2005...	Cardinals	H	20-10
2009...	Titans	A	20-17
2013...	Cardinals (OT)	A	37-34
2017...	Cardinals	H	12-7



WASHINGTON REDSKINS (46-76-2)

1932...	Cardinals	A	9-0
	Braves	H	8-6
1933...	Redskins	H	10-0
	Tie	A	0-0
1934...	Redskins	A	9-0
1935...	Cardinals	A	6-0
1936...	Redskins	A	13-10
1937...	Cardinals	A	21-14
1939...	Redskins	A	28-7
1940...	Redskins	A	28-21
1942...	Redskins	A	28-0
1943...	Redskins	A	13-7
1944...	Redskins	A	42-20
1945...	Redskins	A	24-21
1947...	Redskins	A	45-21
1949...	Cardinals	H	38-7
1950...	Cardinals	A	38-28
1951...	Redskins	H	7-3
	Redskins	A	20-17
1952...	Redskins	H	23-7
	Cardinals	A	17-6
1953...	Redskins	H	24-13
	Redskins	A	28-17
1954...	Cardinals	H	38-16
	Redskins	A	37-20
1955...	Cardinals	A	24-10
	Redskins	H	31-0
1956...	Cardinals	A	31-13
	Redskins	H	17-14
1957...	Redskins	H	37-14
	Cardinals	A	44-14
1958...	Cardinals	H	37-10
	Redskins	A	45-31
1959...	Cardinals	H	49-21
	Redskins	A	23-14
1960...	Cardinals	H	44-7
	Cardinals	A	26-14
1961...	Cardinals	A	24-0
	Cardinals	H	38-24
1962...	Redskins	A	24-14
	Tie	H	17-17
1963...	Cardinals	A	21-7
	Cardinals	H	24-20
1964...	Cardinals	A	23-17
	Cardinals	H	38-24

1965...	Cardinals	A	37-16
	Redskins	H	24-20
1966...	Cardinals	H	23-7
	Cardinals	A	26-20
1967...	Cardinals	A	27-21
1968...	Cardinals	H	41-14
1969...	Redskins	A	33-17
1970...	Cardinals	H	27-17
	Redskins	A	28-27
1971...	Redskins	H	24-17
	Redskins	A	20-0
1972...	Redskins	A	24-10
	Redskins	H	33-3
1973...	Cardinals	H	34-27
	Redskins	A	31-13
1974...	Cardinals	A	17-10
	Cardinals	H	23-20
1975...	Redskins	A	27-17
	Cardinals (OT)	H	20-17
1976...	Redskins	A	20-10
	Redskins	H	20-16
1977...	Redskins	A	24-14
	Redskins	H	26-20
1978...	Redskins	H	28-10
	Cardinals	A	27-17
1979...	Redskins	H	17-7
	Redskins	A	30-28
1980...	Redskins	A	23-0
	Redskins	H	31-7
1981...	Cardinals	H	40-30
	Redskins	A	42-21
1982...	Redskins	H	12-7
	Redskins	A	28-0
1983...	Redskins	H	38-14
	Redskins	A	45-7
1984...	Cardinals	H	26-24
	Redskins	A	29-27
1985...	Redskins	A	27-10
	Redskins	H	27-16
1986...	Redskins	A	28-21
	Redskins	H	20-17
1987...	Redskins	A	28-21
	Redskins	H	34-17
1988...	Cardinals	H	30-21
	Redskins	A	33-17
1989...	Redskins	A	30-28
	Redskins	H	29-10
1990...	Redskins	A	31-0
	Redskins	H	38-10
1991...	Redskins	A	34-0
	Redskins	H	20-14
1992...	Cardinals	H	27-24
	Redskins	A	41-3
1993...	Cardinals	A	17-10
	Cardinals	H	36-6
1994...	Cardinals (OT)	A	19-16
	Cardinals	H	17-15
1995...	Redskins	A	27-7
	Cardinals	H	24-20
1996...	Cardinals (OT)	A	37-34
	Cardinals	H	27-26
1997...	Redskins (OT)	A	19-13
	Redskins	H	38-28
1998...	Cardinals	H	29-27
	Cardinals	A	45-42
1999...	Redskins	H	24-10
	Redskins	A	28-3
2000...	Cardinals	H	16-15
	Redskins	A	20-3
2001...	Redskins	H	20-10
	Redskins	A	17-10
2002...	Redskins	A	31-21
2005...	Redskins	H	17-13
2007...	Redskins	A	21-19
2008...	Redskins	A	24-17
2011...	Redskins	A	22-21
2014...	Cardinals	H	30-20
2016...	Cardinals	H	31-23
2017...	Redskins	A	20-15



ANNUAL STATISTICAL LEADERS

SCORING

Year	Player	TDs	PAT	FG	Pts.
1945	Leo Cantor	5	0	0	30
1946	Ward Cuff	2	28-30	5-12	55
1947	Pat Harder	7	39-40	7-10	102
1948	Pat Harder	6	*53-53	7-17	110
1949	Pat Harder	8	45-47	3-5	102
1950	Bob Shaw	12	0	0	72
1951	Billy Cross	6	0	0	36
1952	Ollie Matson	9	0	0	54
1953	Pat Summerall	0	23-23	9-24	50
1954	Ollie Matson	9	0	0	54
1955	Pat Summerall	1	23-25	8-19	53
1956	Pat Summerall	0	30-30	10-18	60
1957	Ollie Matson	9	0	0	54
1958	Ollie Matson	10	0	0	60
1959	Bobby Joe Conrad	6	30-31	6-9	84
1960	Sonny Randle	15	0	0	90
1961	Sonny Randle	9	0	0	54
1962	John David Crow	17	0	0	102
1963	Jim Bakken	0	44-44	11-21	77
1964	Jim Bakken	0	40-40	25-38	115
1965	Jim Bakken	0	33-33	21-31	96
1966	Jim Bakken	0	27-28	23-40	96
1967	Jim Bakken	0	36-36	27-39	117
1968	Jim Bakken	0	40-40	15-24	85
1969	Jim Bakken	0	38-40	12-24	74
1970	Jim Bakken	0	37-38	20-32	97
1971	Jim Bakken	0	24-24	21-32	87
1972	Jim Bakken	0	19-21	14-22	61
1973	Jim Bakken	0	31-31	23-32	100
1974	Jim Bakken	0	30-36	13-22	69
1975	Jim Bakken	0	40-41	19-24	97
1976	Jim Bakken	0	33-35	20-27	93
1977	Jim Bakken	0	35-36	7-16	56
1978	Jim Bakken	0	27-31	11-22	60
1979	Ottis Anderson	10	0	0	60
1980	Ottis Anderson	9	0	0	54

RUSHING

Year	Player	Att.	Yards	Avg.	Long	TDs
1945	Frank Seno	93	355	3.0	47	2
1946	Pat Harder	106	545	5.1	55	4
1947	Elmer Angsman	110	412	3.7	18	7
1948	Charley Trippi	128	690	5.4	50	6
1949	Elmer Angsman	125	674	5.4	82t	6
1950	Pat Harder	99	454	4.6	22	1
1951	Charley Trippi	78	501	6.4	32	4
1952	Charley Trippi	72	350	4.9	59	4
1953	Charley Trippi	97	443	4.5	21	0
1954	Ollie Matson	101	506	5.0	79	4
1955	Ollie Matson	109	475	4.3	54	1
1956	Ollie Matson	192	924	4.8	79	5
1957	Ollie Matson	134	577	4.3	57	6
1958	Ollie Matson	129	505	3.9	55	5
1959	John David Crow	140	666	4.8	73t	3
1960	John David Crow	183	1,071	*5.9	57	6
1961	Prentice Gautt	129	523	4.1	54t	3
1962	John David Crow	192	751	3.9	35	14
1963	Joe Childress	174	701	4.0	28	2
1964	John David Crow	163	554	3.4	57	7
1965	Bill Triplett	174	617	3.5	59t	6
1966	Johnny Roland	192	695	3.6	50	5
1967	Johnny Roland	234	876	3.7	70	10
1968	Willis Crenshaw	203	813	4.0	66t	6
1969	Cid Edwards	107	504	4.7	48	3
1970	MacArthur Lane	206	977	4.7	75	11
1971	MacArthur Lane	150	592	3.9	40	3
1972	Donny Anderson	153	536	3.5	19	4
1973	Donny Anderson	167	679	4.1	54	10
1974	Terry Metcalf	152	718	4.7	75	6
1975	Jim Otis	269	1,076	4.0	30	5
1976	Jim Otis	233	891	3.8	23	2
1977	Terry Metcalf	149	739	5.0	62	4
1978	Jim Otis	197	664	3.4	17	8
1979	Ottis Anderson	331	*1,605	4.8	76	8
1980	Ottis Anderson	301	1,352	4.5	52	9

Year	Player	TDs	PAT	FG	Pts.
1981	Neil O'Donoghue	0	36-37	19-32	93
1982	Neil O'Donoghue	0	15-16	8-13	39
1983	Neil O'Donoghue	0	45-47	15-29	90
1984	Neil O'Donoghue	0	48-51	23-35	117
1985	Stump Mitchell	10	0	0	60
1986	John Lee	0	14-17	8-13	38
1987	Jim Gallery	0	30-31	9-19	57
1988	Al Del Greco	0	42-44	12-21	78
1989	Al Del Greco	0	28-29	18-26	82
1990	Al Del Greco	0	31-31	17-27	82
1991	Greg Davis	0	19-19	21-30	82
1992	Greg Davis	0	28-28	13-26	67
1993	Greg Davis	0	37-37	21-28	100
1994	Greg Davis	0	17-17	20-26	77
1995	Greg Davis	0	19-19	30-39	109
1996	Kevin Butler	0	17-19	14-17	59
1997	Joe Nedney	0	19-19	11-17	52
1998	Joe Nedney	0	30-30	13-19	69
1999	Chris Jacke	0	26-26	19-27	83
2000	Cary Blanchard	0	18-19	16-23	66
2001	Bill Gramatica	0	25-25	16-20	73
2002	Bill Gramatica	0	29-29	15-21	74
2003	Anquan Boldin	8	0	0	48
2004	Neil Rackers	0	28-28	22-29	94
2005	Neil Rackers	0	20-20	*40-42	*140
2006	Neil Rackers	0	32-32	28-37	116
2007	Neil Rackers	0	47-48	21-30	110
2008	Neil Rackers	0	44-44	25-28	119
2009	Neil Rackers	0	37-38	16-17	85
2010	Jay Feely	1	29-29	24-27	107
2011	Jay Feely	0	33-33	19-24	90
2012	Jay Feely	0	25-25	25-28	100
2013	Jay Feely	0	37-37	30-36	127
2014	Chandler Catanzaro	0	27-27	29-33	114
2015	Chandler Catanzaro	0	*53-*58	28-31	137
2016	David Johnson	*20	0	0	122
2017	Phil Dawson	0	23-26	32-40	119

*Cardinal record

Year	Player	Att.	Yards	Avg.	Long	TDs
1981	Ottis Anderson	328	1,376	4.2	28	9
1982	Ottis Anderson	145	587	4.0	64	3
1983	Ottis Anderson	296	1,270	4.3	43	5
1984	Ottis Anderson	289	1,174	4.1	24	6
1985	Stump Mitchell	183	1,006	5.5	64	7
1986	Stump Mitchell	174	800	4.6	44	5
1987	Stump Mitchell	203	781	3.8	42	3
1988	Earl Ferrell	202	924	4.6	47	7
1989	Earl Ferrell	149	502	3.4	44t	6
1990	Johnny Johnson	234	924	4.0	41	5
1991	Johnny Johnson	196	666	3.4	21	4
1992	Johnny Johnson	178	734	4.1	42t	6
1993	Ronald Moore	263	1,018	3.9	20	9
1994	Ronald Moore	232	780	3.4	24	4
1995	Garrison Hearst	284	1,070	3.8	38	1
1996	LeShon Johnson	141	634	4.5	70t	3
1997	Leeland McElroy	135	424	3.1	18	2
1998	Adrian Murrell	274	1,042	3.8	32	8
1999	Adrian Murrell	193	553	2.9	22	0
2000	Michael Pittman	184	719	3.9	29	4
2001	Michael Pittman	241	846	3.5	42	5
2002	Marcel Shipp	188	834	4.4	56	6
2003	Marcel Shipp	228	830	3.6	36	0
2004	Emmitt Smith	267	937	3.5	29t	9
2005	Marcel Shipp	157	451	2.9	19	0
2006	Edgerrin James	*337	1,159	3.4	18	6
2007	Edgerrin James	324	1,222	3.8	27	7
2008	Edgerrin James	133	514	3.9	35	3
2009	Beanie Wells	176	793	4.5	33	7
2010	Tim Hightower	153	736	4.8	80t	5
2011	Beanie Wells	245	1,047	4.3	71	10
2012	LaRod Stephens-Howling	110	356	3.2	52	4
2013	Rashard Mendenhall	217	687	3.2	28	8
2014	Andre Ellington	201	660	3.3	22	3
2015	Chris Johnson	196	814	4.2	62	3
2016	David Johnson	293	1,239	4.2	58t	*16
2017	Adrian Peterson	129	448	3.5	27t	2

*Cardinal record

PASSING

Year	Player	Att.	Comp.	Pct.	Yards	Long	TDs	Int.	Rating
1945	Paul Christman	219	89	40.6	1,147	70	5	12	42.5
1946	Paul Christman	229	100	43.7	1,656	82t	13	18	54.7
1947	Paul Christman	301	138	45.8	2,191	80	17	22	59.1
1948	Ray Mallouf	143	73	51.0	1,160	54t	13	6	91.2
1949	Paul Christman	151	75	49.7	1,015	50t	11	13	60.0
1950	Jim Hardy	257	117	45.5	1,636	58t	17	24	49.0
1951	Charley Trippi	191	88	46.1	1,191	80t	8	13	52.1
1952	Charley Trippi	181	84	46.4	890	56t	5	13	40.5
1953	Jim Root	192	80	41.9	1,149	77	8	11	52.1
1954	Lamar McHan	255	105	41.2	1,475	70	6	22	32.6
1955	Lamar McHan	207	78	38.8	1,085	74t	11	19	35.5
1956	Lamar McHan	152	72	47.4	1,159	75	10	8	73.3
1957	Lamar McHan	200	87	43.5	1,568	83t	11	15	58.0
1958	M.C. Reynolds	195	105	53.8	1,422	91t	11	11	72.6
1959	King Hill	181	82	45.3	1,423	31t	7	13	46.2
1960	John Roach	188	87	46.3	1,423	57t	17	18	62.6
1961	Sam Etcheverry	196	96	48.9	1,275	78	14	11	70.3
1962	Charley Johnson	308	150	48.7	2,440	86t	16	20	65.9
1963	Charley Johnson	423	222	52.5	3,280	78t	28	21	79.3
1964	Charley Johnson	420	223	53.1	3,045	78t	21	24	69.4
1965	Charley Johnson	322	155	48.1	2,439	78t	18	15	72.8
1966	Charley Johnson	205	103	50.2	1,334	69t	10	11	64.8
1967	Jim Hart	397	192	48.4	3,008	76t	19	*30	58.3
1968	Jim Hart	316	140	44.3	2,059	80t	15	18	58.4
1969	Charley Johnson	260	130	50.4	1,847	84t	13	13	69.5
1970	Jim Hart	273	171	62.8	2,574	79	14	18	61.6
1971	Jim Hart	243	110	45.3	1,626	57t	8	14	54.5
1972	Gary Cuozzo	158	69	43.7	897	68t	5	11	43.6
1973	Jim Hart	320	178	55.6	2,223	69t	15	10	80.1
1974	Jim Hart	388	200	51.6	2,411	80t	20	8	79.5
1975	Jim Hart	345	182	52.8	2,507	80t	19	19	71.8
1976	Jim Hart	388	218	56.2	2,946	77t	18	13	81.7
1977	Jim Hart	354	185	52.3	2,534	69	13	20	64.5
1978	Jim Hart	477	240	50.3	3,121	74	16	18	66.7
1979	Jim Hart	378	194	51.3	2,618	48	9	20	55.2
1980	Jim Hart	225	128	56.9	2,946	69t	16	20	68.8
1981	Jim Hart	241	134	55.6	1,694	58t	11	14	70.1
1982	Neil Lomax	205	109	53.2	1,367	42	5	6	70.4
1983	Neil Lomax	354	209	59.0	2,636	71t	24	11	92.0
1984	Neil Lomax	560	345	61.6	4,614	83t	28	16	92.5
1985	Neil Lomax	471	266	56.5	3,214	47	18	12	79.9
1986	Neil Lomax	421	240	57.0	2,583	48t	13	12	73.4
1987	Neil Lomax	463	275	59.4	3,387	57	24	12	88.5
1988	Neil Lomax	443	255	57.6	3,395	93t	20	11	86.7
1989	Gary Hogeboom	264	140	53.0	2,591	59t	14	19	72.8
1990	Timm Rosenbach	437	237	54.2	2,998	68t	16	17	69.5
1991	Tom Tupa	315	165	52.4	2,053	65t	6	13	62.0
1992	Chris Chandler	413	245	59.3	2,832	72t	15	15	77.1
1993	Steve Beuerlein	418	258	61.7	3,164	65t	18	17	82.5
1994	Steve Beuerlein	255	130	51.0	1,545	63	5	9	61.6
1995	Dave Krieg	521	304	58.3	3,554	48	16	21	72.6
1996	Boomer Esiason	339	190	56.0	2,293	64t	11	14	70.6
1997	Jake Plummer	296	157	53.0	2,203	70t	15	15	73.1
1998	Jake Plummer	547	324	59.2	3,737	57	17	20	75.0
1999	Jake Plummer	381	201	52.8	2,111	63	9	24	50.8
2000	Jake Plummer	475	270	56.8	2,946	70t	13	21	66.0
2001	Jake Plummer	525	304	57.9	3,653	68t	18	14	79.6
2002	Jake Plummer	530	284	53.6	2,972	80t	18	20	65.7
2003	Jeff Blake	367	208	56.7	2,247	71t	13	15	69.6
2004	Josh McCown	408	233	57.1	2,511	48	11	10	74.1
2005	Kurt Warner	375	242	64.5	2,713	63	11	9	85.8
2006	Matt Leinart	377	214	56.8	2,547	57	11	12	74.0
2007	Kurt Warner	451	281	62.3	3,417	62	27	17	89.8
2008	Kurt Warner	*598	*401	*67.1	4,583	79t	30	14	96.9
2009	Kurt Warner	513	339	66.1	2,553	43	26	14	82.2
2010	Derek Anderson	327	189	57.7	2,065	43	7	10	65.9
2011	Kevin Kolb	253	146	57.7	1,955	73t	9	8	81.0
2012	Kevin Kolb	183	109	59.6	1,169	46t	8	3	86.1
2013	Carson Palmer	572	362	63.3	4,274	91t	24	22	83.9
2014	Drew Stanton	240	132	55.0	1,711	49	7	5	78.7
2015	Carson Palmer	537	342	63.7	*4,671	68	*35	11	*104.6
2016	Carson Palmer	597	364	61.0	4,233	80t	26	14	87.2
2017	Carson Palmer	267	164	61.4	1,978	46	9	7	84.4

*Cardinal record

QUARTERBACK SACKS (OFFICIAL STATISTIC BEGAN IN 1982)

Year	Player, Position	Total	Year	Player, Position	Total
1970	Chuck Walker, DE	9.0	1995	Clyde Simmons, DE	11.0
1971	Bob Rowe, DT	5.5	1996	Simeon Rice, DE	12.5
1972	Ron Yankowski, DE	6.0	1997	Eric Swann, DT	7.5
1973	Bob Rowe, DT	6.5	1998	Simeon Rice, DE	10.0
1974	Ron Yankowski, DE	9.0	1999	Simeon Rice, DE	16.5
1975	Bob Bell, DE	6.0	2000	Simeon Rice, DE	7.5
1976	John Zook, DE	9.5	2001	Rob Fredrickson, LB	4.0
1977	Mike Dawson, DT	16.0	2002	Darryl Washington, LB	8.0
1978	Mike Dawson, DT	9.0	2003	Dennis Johnson, DE	3.0
1979	Bob Pollard, DE	9.0		Ray Thompson, LB	3.0
1980	Curtis Greer, DE	6.5	2004	Bertrand, Berry, DE	14.5
1981	Curtis Greer, DE	12.5	2005	Adrian Wilson, SS	8.0
1982	Curtis Greer, DE	7.5	2006	Chike Okefor, DE	8.5
1983	Curtis Greer, DE	16.0	2007	Darnell Dockett, DE	4.0
1984	Curtis Greer, DE	14.0	2008	Bertrand Berry, DE	5.0
1985	Curtis Greer, DE	7.0	2009	Darnell Dockett, DT	7.0
1986	Al Baker, DE	10.0		Calais Campbell, DE	7.0
1987	Freddie Joe Nunn, DE	11.0	2010	Calais Campbell, DE	6.0
1988	Freddie Joe Nunn, DE	14.0	2011	Calais Campbell, DE	8.0
1989	Ken Harvey, LB	7.0	2012	Daryl Washington, LB	9.0
1990	Ken Harvey, LB	10.0	2013	John Abraham, LB	11.5
1991	Ken Harvey, LB	9.0	2014	Alex Okafor, LB	8.0
1992	Ken Harvey, LB	6.0	2015	Dwight Freeneey, LB	8.0
1993	Ken Harvey, LB	9.5	2016	Markus Golden, LB	12.5
1994	Eric Swann, DT	7.0	2017	Chandler Jones, LB	**17.0

*Cardinal record *NFL record for DB **NFL leader



RECEIVING

Year	Player	No.	Yards	Avg.	Long	TDs
1945	Billy Dewell	26	370	14.2	70	1
1946	Billy Dewell	27	643	*23.8	82t	7
	Mal Kutner	27	634	23.5	63	5
1947	Mal Kutner	43	994	21.9	70	7
1948	Mal Kutner	41	943	23.0	71	14
1949	Charley Trippi	34	484	14.1	49	6
1950	Bob Shaw	48	971	20.2	65	12
1951	Fran Polsfoot	57	796	14.0	80t	4
1952	Don Stonesifer	54	617	11.4	26	0
1953	Don Stonesifer	56	684	12.2	46	2
1954	Don Stonesifer	44	607	13.8	39	3
1955	Don Stonesifer	28	330	11.8	28	5
1956	Don Stonesifer	22	320	14.5	58	2
1957	Gern Nagler	27	475	17.6	83t	4
1958	Woodley Lewis	46	690	15.0	64	4
1959	Woodley Lewis	34	534	15.7	85t	3
1960	Sonny Randle	62	892	14.4	57	*15
1961	Sonny Randle	44	591	13.4	41	9
1962	Sonny Randle	63	1,158	18.4	86t	7
1963	Bobby Joe Conrad	73	967	13.2	48	10
1964	Bobby Joe Conrad	61	780	12.8	53	6
1965	Bobby Joe Conrad	58	909	15.7	71	5
1966	Jackie Smith	45	810	18.0	69	3
1967	Jackie Smith	56	1,205	21.5	76t	9
1968	Jackie Smith	49	789	16.1	65	2
1969	Dave Williams	56	702	12.5	61	7
1970	John Gilliam	45	952	21.1	79	5
1971	John Gilliam	42	837	19.9	54	3
1972	Johnny Roland	38	321	8.4	27	2
1973	Jackie Smith	41	600	14.6	42	1
	Donny Anderson	41	409	10.0	44	3
1974	Terry Metcalf	50	377	7.5	22	1
1975	Mel Gray	48	926	19.3	74	11
1976	Ike Harris	52	782	15.0	40	1
1977	Ike Harris	40	547	13.7	38	3
1978	Pat Tilley	62	900	14.5	43	3
1979	Pat Tilley	57	938	16.4	51t	6
1980	Pat Tilley	68	966	14.2	60t	6

PUNTING

Year	Player	No.	Avg.	Long	Blocked
1945	James Reynolds	38	36.4	48	0
1946	William Blackburn	35	41.9	60	0
1947	Ray Mallouf	43	39.9	62	0
1948	Ray Mallouf	45	39.0	61	0
1949	John Cochran	52	42.0	66	0
1950	Jim Hardy	56	39.4	76	0
1951	Fran Polsfoot	47	40.7	56	0
1952	Frank Tripucka	35	37.5	57	0
1953	Charley Trippi	54	42.8	63	0
1954	Charley Trippi	59	39.1	62	0
1955	Dave Mann	43	40.0	60	0
1956	Dave Mann	36	37.4	58	1
1957	Dave Mann	59	42.5	67	0
1958	Bobby Gordon	55	38.0	66	0
1959	Jerry Norton	59	44.9	60	0
1960	Jerry Norton	39	45.6	62	0
1961	Jerry Norton	85	44.7	78	1
1962	Sam Etcheverry	59	38.3	61	1
1963	Jerry Stovall	65	40.7	69	0
1964	Jackie Smith	41	40.4	64	0
1965	Jackie Smith	39	39.3	62	1
1966	Jackie Smith	47	37.9	56	1
1967	Chuck Latourette	62	40.8	67	0
1968	Chuck Latourette	65	41.6	55	0
1969	King Hill	73	37.6	57	1
1970	Chuck Latourette	65	40.9	59	0
1971	Chuck Latourette	56	38.5	55	1
1972	Donny Anderson	72	39.5	61	0
1973	Gary Kiehl	66	37.5	55	1
1974	Hal Roberts	81	38.7	57	0
1975	Jeff West	64	37.7	58	1
1976	Terry Joyce	64	36.4	54	2
1977	Duane Carrell	49	35.9	53	0
1978	Mike Wood	51	37.6	*81	0
1979	Steve Little	80	38.2	56	2
1980	Larry Swider	99	41.5	66	1

Year	Player	No.	Yards	Avg.	Long	TDs
1981	Pat Tilley	66	1,040	15.7	75	3
1982	Pat Tilley	36	465	14.5	34	2
1983	Roy Green	78	1,227	15.7	71t	14
1984	Roy Green	78	1,555	19.9	83t	12
1985	Roy Green	50	693	13.9	47	5
1986	J.T. Smith	80	1,014	12.7	45	6
1987	J.T. Smith	91	1,117	12.3	38	8
1988	J.T. Smith	83	986	11.9	29	5
1989	J.T. Smith	62	778	12.5	31	5
1990	Ricky Proehl	56	802	14.3	45t	4
1991	Ernie Jones	61	957	15.7	53	4
1992	Ricky Proehl	60	744	12.4	63t	3
1993	Larry Centers	66	603	9.1	29	3
1994	Larry Centers	77	647	8.4	36	2
1995	Larry Centers	101	962	9.5	32	2
1996	Larry Centers	99	766	7.7	39	7
1997	Rob Moore	97	1,584	16.3	47t	8
1998	Frank Sanders	89	1,145	12.9	42	3
1999	Frank Sanders	79	954	12.1	63	1
2000	Michael Pittman	73	579	7.9	36t	2
2001	Dave Boston	98	*1,598	16.3	63t	8
2002	Freddie Jones	44	358	8.1	24	1
2003	Anquan Boldin	101	1,377	13.6	71t	8
2004	Larry Fitzgerald	58	780	13.4	48	8
2005	Larry Fitzgerald	++103	1,409	13.7	47	10
2006	Anquan Boldin	83	1,203	14.5	64	4
2007	Larry Fitzgerald	+100	+1,409	14.1	48t	10
2008	Larry Fitzgerald	+96	+1,431	14.9	78t	++12
2009	Larry Fitzgerald	97	1,092	11.3	34t	++13
2010	Larry Fitzgerald	90	1,137	12.6	41	6
2011	Larry Fitzgerald	80	1,411	17.6	73t	8
2012	Larry Fitzgerald	71	798	11.2	37t	4
2013	Larry Fitzgerald	82	954	11.6	75t	10
2014	Larry Fitzgerald	63	784	12.4	80t	2
2015	Larry Fitzgerald	*109	1,215	11.1	44	9
2016	Larry Fitzgerald	++107	1,023	9.6	32	6
2017	Larry Fitzgerald	+*109	1,156	10.6	37	6

*Cardinal record ++NFL Leader +NFC Leader

Year	Player	No.	Avg.	Long	Blocked
1981	Carl Birdsong	69	41.8	75	0
1982	Carl Birdsong	54	43.8	65	0
1983	Carl Birdsong	85	41.5	59	0
1984	Carl Birdsong	67	38.7	59	1
1985	Carl Birdsong	85	41.7	67	2
1986	Greg Carter	61	37.2	52	1
1987	Greg Horne	24	40.5	51	0
1988	Greg Horne	79	40.9	66	1
1989	Rich Camarillo	76	43.4	58	0
1990	Rich Camarillo	67	42.8	63	0
1991	Rich Camarillo	76	45.3	60	1
1992	Rich Camarillo	54	42.9	73	0
1993	Rich Camarillo	73	43.7	61	0
1994	Jeff Feagles	98	40.8	54	0
1995	Jeff Feagles	72	43.8	60	0
1996	Jeff Feagles	76	43.8	68	1
1997	Jeff Feagles	91	44.3	62	1
1998	Scott Player	81	41.7	67	1
1999	Scott Player	94	42.0	60	0
2000	Scott Player	65	44.2	55	0
2001	Scott Player	67	41.5	58	0
2002	Scott Player	88	43.9	58	1
2003	Scott Player	82	42.8	64	1
2004	Scott Player	98	43.2	57	1
2005	Scott Player	73	43.9	60	1
2006	Scott Player	66	44.9	58	2
2007	Mike Barr	59	40.4	61	1
2008	Dirk Johnson	40	41.8	59	0
2009	Ben Graham	86	47.0	64	0
2010	Ben Graham	94	43.4	65	0
2011	Dave Zastudil	87	45.2	66	0
2012	Dave Zastudil	*112	46.5	70	0
2013	Dave Zastudil	78	45.7	60	0
2014	Drew Butler	79	42.1	67	2
2015	Drew Butler	60	42.9	58	1
2016	Ryan Quigley	34	41.6	55	1
2017	Andy Lee	88	*47.3	63	0

*Cardinal record



PUNT RETURNS

Year	Player	No.	Yards	Avg.	Long	TDs
1945	Frank Seno	10	103	10.3	25	0
1946	Frank Seno	17	176	10.3	21	0
1947	John Cochran	10	147	14.7	31	0
1948	Jerry Davis	16	334	*20.9	70t	2
1949	John Cochran	15	314	*20.9	71t	2
1950	Don Paul	18	194	10.8	82	1
1951	Don Paul	19	143	7.5	23	0
1952	Billy Cross	21	177	8.4	38	0
1953	Charley Trippi	21	239	11.4	38	0
1954	Ollie Matson	11	100	9.1	59	1
1955	Ollie Matson	13	245	18.8	78	2
1956	Frank Bernardi	18	217	12.1	95t	1
1957	Woodley Lewis	24	175	7.3	31	0
1958	Bobby Joe Conrad	19	129	6.8	16	0
1959	Bill Stacy	29	281	9.7	74	2
1960	Bill Stacy	14	62	4.4	24	0
1961	Willie West	11	98	8.9	28	0
1962	Norm Beal	7	46	6.6	14	0
1963	Billy Gambrell	11	111	10.0	49	0
1964	Billy Gambrell	12	126	10.5	36	0
	Jim Burson	12	125	10.4	68t	1
1965	Abe Woodson	17	7	0.4	13	0
1966	Johnny Roland	20	221	11.1	86t	1
1967	Phil Spiller	15	124	8.3	33	0
1968	Chuck Latourette	28	345	12.3	86t	1
1969	Roger Wehrli	13	65	5.0	25	0
1970	Chuck Latourette	30	171	5.7	16	0
1971	Larry Willingham	10	84	8.4	34	0
1972	Larry Willingham	9	41	4.6	13	0
1973	Gary Hammond	11	80	7.3	51	0
1974	Terry Metcalf	26	340	13.1	43	0
1975	Terry Metcalf	23	285	12.4	69t	1
1976	Terry Metcalf	17	188	11.1	39	0
1977	Terry Metcalf	14	108	7.7	23	0
1978	Willard Harrell	21	196	9.3	70t	1
1979	Willard Harrell	32	205	6.4	68	0
1980	Mark Bell	22	195	8.9	54	0

KICKOFF RETURNS

Year	Player	No.	Yards	Avg.	Long	TDs
1945	Frank Seno	19	408	21.4	31	0
1946	Frank Seno	13	408	31.3	105t	1
1947	Charley Trippi	15	321	21.4	33	0
1948	Jerry Davis	15	437	29.2	83	0
1949	Charley Trippi	18	427	23.7	48	0
1950	Don Paul	28	693	24.7	46	0
1951	Emil Stiko	17	429	25.2	41	0
1952	Ollie Matson	20	623	31.2	100t	*2
1953	Billy Cross	12	257	21.4	39	0
1954	Les Goble	27	749	27.7	94t	*2
1955	Ollie Matson	15	368	24.5	37	0
1956	Ollie Matson	13	362	27.7	105t	1
1957	Woodley Lewis	26	682	26.2	52	0
1958	Ollie Matson	14	497	*35.5	101t	*2
1959	Bobby Joe Conrad	18	388	21.7	33	0
1960	Willie West	13	370	28.5	87	0
1961	Pat Fischer	17	426	25.1	53	0
1962	Bill Triplett	24	608	25.3	49	0
1963	Jerry Stovall	15	419	27.9	55	0
1964	Jerry Stovall	24	566	23.6	47	0
1965	Abe Woodson	27	665	24.6	65	0
1966	Roy Shivers	27	762	28.2	94t	1
1967	Bobby Williams	24	583	24.3	38	0
1968	Chuck Latourette	46	1,237	26.9	75	0
1969	MacArthur Lane	20	523	26.2	69	0
1970	Chuck Latourette	13	254	19.5	24	0
1971	Mel Gray	30	740	24.7	65	0
1972	Bobby Moore	20	437	21.9	37	0
1973	Les Shy	16	445	27.8	97t	1
1974	Terry Metcalf	20	623	31.2	94t	1
1975	Terry Metcalf	35	960	27.4	93t	1
1976	Jerry Latin	16	357	22.3	39	0
	Terry Metcalf	16	325	20.3	33	0
1977	Terry Metcalf	32	772	24.1	51	0
1978	Willard Harrell	19	389	20.5	32	0
1979	Roy Green	41	1,007	24.6	106t	1
1980	Roy Green	32	745	23.3	37	0
1980	Roy Green	32	745	23.3	37	0

Year	Player	No.	Yards	Avg.	Long	TDs
1981	Stump Mitchell	42	445	10.6	50t	1
1982	Stump Mitchell	27	165	6.1	15	0
1983	Stump Mitchell	38	337	8.9	34	0
1984	Stump Mitchell	38	333	8.8	39	0
1985	J.T. Smith	26	283	10.9	31	0
1986	Vai Sikahema	43	522	12.1	71t	2
1987	Vai Sikahema	44	550	12.5	76t	1
1988	Vai Sikahema	33	341	10.3	28	0
1989	Vai Sikahema	37	433	11.7	53	0
1990	Vai Sikahema	36	306	8.5	20	0
1991	John Jackson	31	244	7.9	19	0
1992	Johnny Bailey	20	263	13.2	65	0
1993	Johnny Bailey	35	282	8.1	58t	1
1994	Patrick Robinson	41	285	7.0	23	0
1995	Anthony Edwards	18	131	7.3	16	0
1996	Marcus Dowdell	34	297	8.7	35	0
1997	Kevin Williams	40	462	11.6	50	0
1998	Eric Metcalf	43	295	6.9	24	0
1999	Mac Cody	32	373	+11.7	31	0
2000	Mac Cody	31	222	7.2	25	0
2001	Arnold Jackson	40	461	11.5	55	0
2002	Arnold Jackson	31	182	5.9	22	0
2003	Anquan Boldin	20	130	6.5	19	0
2004	Karl Williams	42	286	6.8	38	0
2005	Reggie Swinton	42	334	8.0	32	0
2006	Troy Walters	24	250	10.4	37	0
2007	Steve Breaston	42	395	9.4	73t	1
2008	Steve Breaston	33	237	7.2	25	0
2009	Steve Breaston	38	253	6.7	64	0
2010	Andre Roberts	35	263	7.5	25	0
2011	Patrick Peterson	44	***699	15.9	*99t	*4
2012	Patrick Peterson	*51	426	8.4	26	0
2013	Patrick Peterson	33	198	6.0	22	0
2014	Ted Ginn, Jr.	26	277	10.7	71t	1
2015	Patrick Peterson	32	260	8.1	38	0
2016	John Brown	17	119	7.0	32	0
2017	Kerwynn Williams	21	137	6.5	20	0

*Cardinal record **NFL Record ***NFL rookie record
+NFC Leader

Year	Player	No.	Yards	Avg.	Long	TDs
1981	Stump Mitchell	55	1,292	23.5	67	0
1982	Stump Mitchell	16	364	22.8	33	0
1983	Stump Mitchell	36	778	21.6	66	0
1984	Stump Mitchell	35	804	23.0	56	0
1985	Clyde Duncan	28	550	19.6	34	0
1986	Vai Sikahema	37	847	22.9	44	0
1987	Vai Sikahema	34	761	22.4	50	0
1988	Vai Sikahema	23	475	20.7	39	0
1989	Vai Sikahema	43	874	20.3	52	0
1990	Vai Sikahema	27	544	20.1	32	0
1991	Larry Centers	16	330	20.6	39	0
1992	Johnny Bailey	28	690	24.6	63	0
1993	Johnny Bailey	31	699	22.5	48	0
1994	Chuck Levy	26	513	19.7	31	0
1995	Ryan Terry	37	808	21.8	53	0
1996	Leeland McElroy	54	1,148	21.3	92	0
1997	Kevin Williams	59	1,458	24.7	63	0
1998	Eric Metcalf	57	1,218	21.4	59	0
1999	Mario Bates	52	1,231	23.7	68	0
2000	MarTay Jenkins	**82	**2,186	26.7	98t	1
2001	MarTay Jenkins	49	1,120	22.9	70	0
2002	Kevin Kasper	32	722	22.6	40	0
2003	Josh Scobey	73	1,684	23.1	100t	1
2004	Josh Scobey	32	723	22.6	71	0
2005	Reggie Swinton	63	1,456	23.1	90	0
2006	J.J. Arrington	66	1,503	22.8	99t	1
2007	Steve Breaston	62	1,391	22.7	59	0
2008	J.J. Arrington	36	923	25.6	93t	1
2009	LaRod Stephens-Howling	52	1,257	24.2	99t	1
2010	LaRod Stephens-Howling	57	++1,548	27.2	102t	*2
2011	LaRod Stephens-Howling	36	857	23.8	37	0
2012	William Powell	21	507	24.1	65	0
2013	Javier Arenas	23	493	21.4	46	0
2014	Ted Ginn, Jr.	22	417	19.0	43	0
2015	David Johnson	22	598	27.2	*108t	1
2016	Brittann Golden	11	266	24.2	49	0
2017	Kerwynn Williams	16	326	20.4	28	0

*Cardinal record **NFL record ++NFL Leader



FIELD GOALS

Year	Player	Att.	Made	Pct.	Long
1945	Conway Baker	1	0	.000	—
1946	Ward Cuff	12	5	.417	42
1947	Pat Harder	10	7	.700	35
1948	Pat Harder	17	7	.412	36
1949	Ventan Yablonski	6	5	.833	34
1950	Pat Harder	9	4	.444	47
1951	Cliff Patton	8	5	.625	27
1952	Joe Geri	18	2	.111	40
1953	Pat Summerall	24	9	.375	49
1954	Pat Summerall	19	8	.421	50
1955	Pat Summerall	19	8	.421	42
1956	Pat Summerall	22	10	.455	42
1957	Pat Summerall	17	6	.353	34
1958	Bobby Joe Conrad	17	6	.353	45
1959	Bobby Joe Conrad	9	6	.667	37
1960	Gerry Perry	20	13	.650	44
1961	Gerry Perry	16	7	.438	38
1962	Gerry Perry	12	5	.417	42
1963	Jim Bakken	21	11	.524	45
1964	Jim Bakken	38	25	.659	51
1965	Jim Bakken	31	21	.677	45
1966	Jim Bakken	40	23	.575	47
1967	Jim Bakken	39	27	.692	47
1968	Jim Bakken	24	15	.625	47
1969	Jim Bakken	24	12	.500	46
1970	Jim Bakken	32	20	.625	49
1971	Jim Bakken	32	21	.656	45
1972	Jim Bakken	22	14	.636	49
1973	Jim Bakken	32	23	.719	46
1974	Jim Bakken	22	13	.591	47
1975	Jim Bakken	24	19	.792	47
1976	Jim Bakken	27	20	.741	43
1977	Jim Bakken	16	7	.438	49
1978	Jim Bakken	22	11	.500	45
1979	Steve Little	19	10	.526	51

INTERCEPTIONS

Year	Player	No.	Yards	Avg.	Long	TDs
1945	Leo Cantor	5	70	14.0	26	0
1946	Mal Kutner	5	29	5.8	24	0
1947	John Cochran	8	122	15.3	39	0
1948	John Cochran	7	111	15.9	32	0
1949	Bob Nussbaumer	*12	157	13.1	68	0
1950	Jerry Davis	9	40	4.4	15	0
1951	S.J. Whitman	7	102	14.6	31	0
1952	Roy Barni	6	70	11.7	38	0
1953	Ray Ramsey	10	*237	23.7	46	1
1954	Dick Lane	10	181	18.1	64	0
1955	Dick Lane	6	69	11.5	31	0
1956	Lindon Crow	11	170	15.5	0	0
1957	Jim Hill	3	52	17.3	0	0
1958	Dick Nolan	5	30	6.0	0	0
1959	Billy Stacy	5	114	22.8	0	0
1960	Jerry Norton	10	96	9.6	0	0
1961	Jerry Norton	7	136	19.4	47t	2
1962	Bill Stacy	6	72	12.0	53	0
1963	Pat Fischer	8	169	21.1	55	0
1964	Pat Fischer	10	164	16.4	39t	2
1965	Larry Wilson	6	153	25.5	96t	1
1966	Larry Wilson	10	180	18.0	91t	2
1967	Pat Fischer	4	85	21.3	69t	1
	Larry Wilson	4	75	18.8	44	0
	Jerry Stovall	4	6	1.5	6	0
1968	Larry Wilson	4	14	3.5	8	0
1969	Bob Atkins	3	74	24.7	42	0
	Roger Wehrli	3	44	14.7	44	0
1970	Roger Wehrli	6	50	8.3	41	0
1971	Larry Wilson	4	46	11.5	23	0
	Norm Thompson	4	45	11.3	25	0
1972	Larry Wilson	3	35	11.7	24	0
	Miller Farr	3	21	7.0	21	0
1973	Jim Tolbert	2	34	17.0	26	0
	Clarence Duren	2	13	6.5	13	0
1974	Norm Thompson	6	190	31.7	56t	1
1975	Norm Thompson	7	141	20.1	61t	1
1976	Norm Thompson	4	83	20.8	38	0
1976	Mike Sensibaugh	4	60	15.0	35t	1
	Roger Wehrli	4	31	7.8	26	0
1977	Roger Wehrli	5	44	8.8	41	0
1978	Ken Stone	9	139	15.4	33	0
1979	Ken Stone	6	70	11.6	30	0
1980	Ken Stone	5	63	12.6	20	0
1981	Ken Greene	7	111	15.9	47	0

Year	Player	Att.	Made	Pct.	Long
1980	Neil O'Donoghue	15	11	.733	43
1981	Neil O'Donoghue	32	19	.594	47
1982	Neil O'Donoghue	13	8	.615	48
1983	Neil O'Donoghue	29	15	.517	52
1984	Neil O'Donoghue	35	23	.657	52
1985	Neil O'Donoghue	18	10	.556	49
1986	John Lee	13	8	.615	47
1987	Jim Gallery	19	9	.474	48
1988	Al Del Greco	21	12	.571	51
1989	Al Del Greco	26	18	.692	50
1990	Al Del Greco	27	17	.629	50
1991	Greg Davis	30	21	.700	52
1992	Greg Davis	26	13	.500	49
1993	Greg Davis	28	21	.750	55
1994	Greg Davis	26	20	.769	51
1995	Greg Davis	39	30	.769	55
1996	Kevin Butler	17	14	.824	41
1997	Joe Nedney	17	11	.647	45
1998	Joe Nedney	19	13	.684	53
1999	Chris Jacke	27	19	.704	49
2000	Cary Blanchard	23	16	.696	54
2001	Bill Gramatica	20	16	.800	50
2002	Bill Gramatica	21	15	.714	50
2003	Neil Rackers	12	9	.750	49
2004	Neil Rackers	29	22	.758	55
2005	Neil Rackers	*42	*40	*.952	54
2006	Neil Rackers	37	28	.757	50
2007	Neil Rackers	30	21	.700	52
2008	Neil Rackers	28	25	.893	54
2009	Neil Rackers	17	16	.941	48
2010	Jay Feely	27	24	.888	55
2011	Jay Feely	24	19	.792	51
2012	Jay Feely	28	25	.893	*61
2013	Jay Feely	36	30	.833	52
2014	Chandler Catanzaro	33	29	.879	51
2015	Chandler Catanzaro	31	28	.903	47
2016	Chandler Catanzaro	28	21	.750	60
2017	Phil Dawson	32	40	.800	57

*Cardinal record

Year	Player	No.	Yards	Avg.	Long	TDs
1982	Benny Perrin	1	35	35.0	35	0
	Jeff Griffin	1	8	8.0	8	0
	Lee Nelson	1	7	7.0	7	0
	Ken Greene	1	2	2.0	2	0
	Carl Allen	1	0	0.0	0	0
	Mike Dawson	1	0	0.0	0	0
1983	Lionel Washington	8	92	11.5	26	0
1984	Lionel Washington	5	42	8.4	18	0
1985	E.J. Junior	5	109	21.8	53	0
1986	Cedric Mack	4	42	10.5	24	0
1987	Travis Curtis	5	65	13.0	31	0
1988	Cedric Mack	3	33	11.0	12	0
	Carl Carter	3	0	0.0	0	0
1989	Tim McDonald	7	170	24.3	53t	1
1990	Tim McDonald	4	63	15.8	38	0
1991	Aeneas Williams	6	60	10.0	32	0
1992	Robert Massey	5	147	29.4	46t	*3
1993	Lorenzo Lynch	3	13	4.3	13	0
1994	Aeneas Williams	9	89	9.9	43	0
1995	Aeneas Williams	6	86	14.3	48t	2
1996	Aeneas Williams	6	89	14.8	65t	1
1997	Aeneas Williams	6	95	15.8	42t	2
1998	Kwamie Lassiter	8	80	10.0	29	0
1999	Kwamie Lassiter	2	110	*55.0	78t	1
	Rob Fredrickson	2	57	28.5	34t	1
	Tom Knight	2	16	8.0	16	0
	Pat Tillman	2	7	3.5	6	0
	Aeneas Williams	2	5	2.5	8	0
2000	Aeneas Williams	5	102	20.4	48	0
2001	Kwamie Lassiter	9	80	8.9	25	0
2002	Adrian Wilson	4	35	8.8	35	0
2003	Dexter Jackson	6	122	20.3	30	0
2004	David Macklin	4	18	4.5	16	0
2005	Karlos Dansby	3	31	10.3	18	2
2006	Adrian Wilson	4	146	36.5	99t	1
2007	Antrel Rolle	5	231	46.2	57	*3
	Rod Hood	5	196	39.2	71t	2
2008	D. Rodgers-Cromartie	4	129	32.3	99t	1
2009	D. Rodgers-Cromartie	6	77	12.8	49t	1
2010	Kerry Rhodes	4	174	43.5	66	0
2011	Richard Marshall	3	83	27.7	49	0
2012	Patrick Peterson	7	64	9.1	31	0
2013	Karlos Dansby	4	48	12.0	23t	2
2014	Rashad Johnson	4	146	36.5	88t	2
2015	Tyrann Mathieu	5	92	18.4	33t	1
	Rashad Johnson	5	14	2.8	11	0
2016	Marcus Cooper	4	95	23.8	60t	1
2017	Antoine Bethea	5	51	10.2	21	0

*Cardinal record



ANNUAL TURNOVER DIFFERENTIALS

Year	INTs	Giveaways		Total	INTs	Takeaways		Total	Net
		Fumbles/Lost				Fumbles/Lost			
2017	18	19/7	25	15	20/6	21	-4		
2016	17	27/11	28	14	30/14	28	Even		
2015	13	23/11	24	19	31/14	33	+9		
2014	12	16/5	17	18	13/7	25	+8		
2013	22	22/9	31	20	20/10	30	-1		
2012	21	25/13	34	22	17/11	33	-1		
2011	23	24/9	32	10	15/9	19	-13		
2010	19	33/16	35	17	22/13	30	-5		
2009	18	32/18	36	21	20/8	29	-7		
2008	15	27/15	30	13	26/17	30	Even		
2007	24	27/12	36	18	23/11	29	-7		
2006	17	31/13	30	16	29/17	33	+3		
2005	21	26/16	37	15	24/11	26	-11		
2004	18	34/11	29	15	32/15	30	+1		
2003	22	29/14	36	13	21/10	23	-13		
2002	22	26/13	35	17	15/8	25	-10		
2001	14	26/13	27	17	27/7	24	-3		
2000	24	32/20	44	10	17/10	20	-24		
1999	30	31/10	40	17	28/10	27	-13		
1998	20	30/16	36	20	31/19	39	+3		
1997	22	27/20	42	15	16/5	20	-22		
1996	21	29/14	35	11	24/14	25	-10		
1995	24	41/19	43	19	39/23	42	-1		
1994	19	25/10	29	23	28/13	36	+7		
1993	20	23/11	31	9	27/17	26	-5		
1992	24	26/18	42	16	25/12	28	-14		
1991	25	31/14	39	17	37/21	38	-1		
1990	18	25/14	32	16	28/11	27	-5		
1989	30	24/14	44	16	18/11	27	-17		
1988	19	34/16	35	16	27/13	29	-6		
1987	15	23/12	27	14	34/19	33	+6		
1986	19	25/10	29	10	40/12	22	-7		
1985	18	36/16	34	13	28/14	27	-7		
1984	16	32/20	36	21	20/12	33	-3		
1983	21	50/27	48	28	32/20	48	Even		
1982	6	17/10	16	6	14/9	15	-1		
1981	24	34/21	45	21	33/16	37	-8		
1980	24	24/13	37	20	27/14	34	-3		
1979	24	42/21	45	18	40/19	37	-8		
1978	21	28/14	35	26	33/16	42	+7		
1977	21	30/16	37	19	19/12	31	-6		
1976	13	44/24	37	19	32/20	39	+2		
1975	20	33/19	39	22	26/15	37	-2		
1974	8	27/9	17	16	24/9	25	+8		
1973	15	37/14	29	10	31/17	27	-2		
1972	23	43/16	39	11	31/16	27	-12		
1971	26	35/20	46	17	28/16	33	-13		
1970	19	24/15	34	21	20/14	35	+1		
1969	25	24/10	35	15	19/12	27	-8		
1968	20	24/11	31	13	19/8	21	-10		
1967	35	23/11	46	19	19/13	32	-14		
1966	19	26/18	37	21	20/10	31	-6		
1965	25	15/7	32	17	29/15	32	Even		
1964	24	29/16	40	25	24/14	39	-1		
1963	21	29/18	39	18	32/18	36	-3		
1962	30	37/21	51	16	23/15	31	-20		
1961	23	39/18	41	24	36/20	44	+3		
1960	25	43/21	46	21	35/23	44	-2		
1959	19	48/36	55	15	25/15	30	-25		
1958	27	37/21	48	15	29/16	31	-17		
1957	22	22/15	37	12	27/13	25	-12		
1956	14	29/21	35	33	23/12	45	+10		
1955	25	35/20	45	29	23/18	47	+2		
1954	30	32/22	52	24	30/19	43	-9		
1953	27	39/21	48	24	23/12	36	-12		
1952	22	33/23	45	25	30/18	43	-2		
1951	24	26/20	44	27	21/16	43	-1		
1950	31	25/14	45	22	37/24	46	+1		
1949	26	20/16	42	33	26/21	54	+12		
1948	12	21/16	28	23	30/24	47	+19		
1947	25	32/16	41	27	25/18	45	+4		
1946	20	44/29	49	25	39/20	45	-4		
1945	18	35/13	31	12	26/12	24	-7		
1944	41	30/12	53	16	23/12	28	-25		
1943	39	17/5	44	16	19/12	28	-16		
1942	29	25/11	40	25	19/8	33	-7		
1941	20	19/12	32	16	27/15	31	-1		



ALL-TIME CARDINAL SHUTOUTS

Date	Opponent	Score	Date	Opponent	Score
Dec. 24, 2017	N.Y. Giants	23-0	Nov. 10, 1929	Minneapolis Red Jackets	8-0
Dec. 12, 1992	N.Y. Giants	19-0	Nov. 6, 1929	At Providence Steam Roller	16-0
Nov. 15, 1981	Buffalo Bills	24-0	Oct. 20, 1929	At Chicago Bears	0-0
Oct. 31, 1977	N.Y. Giants	28-0	Oct. 7, 1928	Dayton Triangles	7-0
Sept. 19, 1976	Green Bay Packers	29-0	Nov. 24, 1927	At Chicago Bears	3-0
Nov. 16, 1970	At Dallas Cowboys	38-0	Oct. 9, 1927	Dayton Triangles	7-0
Nov. 8, 1970	Boston Patriots	31-0	Nov. 25, 1926	At Chicago Bears	0-0
Nov. 1, 1970	Houston Oilers	44-0	Oct. 3, 1926	Racine Tornadoes	20-0
Dec. 17, 1961	Pittsburgh Steelers	20-0	Sept. 26, 1926	L.A. Buccaneers	15-0
Oct. 22, 1961	At Washington Redskins	24-0	Sept. 19, 1926	Columbus Tigers	14-0
Oct. 18, 1942	At Detroit Lions	7-0	Dec. 10, 1925	Milwaukee Badgers	59-0
Sept. 20, 1942	Detroit Lions	13-0	Nov. 29, 1925	Rock Island Independents	7-0
Sept. 13, 1942	Cleveland Rams (at Buffalo)	7-0	Nov. 26, 1925	At Chicago Bears	0-0
Nov. 23, 1941	At Cleveland Rams	7-0	Nov. 22, 1925	Dayton Triangles	14-0
Sept. 15, 1940	Detroit Lions (at Buffalo)	0-0	Oct. 25, 1925	Chicago Bears	9-0
Sept. 24, 1939	At Pittsburgh Pirates	10-0	Oct. 14, 1925	Milwaukee Badgers	24-0
Oct. 3, 1937	At Cleveland Rams	6-0	Nov. 16, 1924	Akron Indians	13-0
Dec. 6, 1936	Green Bay Packers	0-0	Nov. 9, 1924	Dayton Triangles	23-0
Nov. 8, 1936	Philadelphia Eagles	13-0	Oct. 12, 1924	Minneapolis Marines	13-0
Nov. 24, 1935	At Boston Redskins	6-0	Oct. 5, 1924	Green Bay Packers	3-0
Oct. 13, 1935	At Green Bay Packers	3-0	Nov. 18, 1923	Duluth Kelleys	10-0
Nov. 29, 1934	Green Bay Packers	6-0	Nov. 11, 1923	Hammond Pros.	6-0
Nov. 18, 1934	At Green Bay Packers	9-0	Oct. 21, 1923	Minneapolis Marines	9-0
Nov. 6, 1934	At Brooklyn Dodgers	21-0	Oct. 14, 1923	Akron Indians	19-0
Oct. 7, 1934	At Cincinnati Reds	16-0	Oct. 7, 1923	Rochester Jeffersons	60-0
Sept. 23, 1934	At Cincinnati Reds	9-0	Sept. 30, 1923	Buffalo All-Americans	3-0
Dec. 3, 1933	Boston Redskins	0-0	Dec. 10, 1922	Chicago Bears	9-0
Oct. 8, 1933	At Cincinnati Reds	3-0	Nov. 30, 1922	Chicago Bears	6-0
Oct. 16, 1932	At Boston Braves	9-0	Nov. 12, 1922	Akron Pros.	7-0
Oct. 9, 1932	Chicago Bears	0-0	Oct. 22, 1922	Minneapolis Marines	3-0
Nov. 28, 1931	Cleveland Indians	21-0	Oct. 1, 1922	Milwaukee Badgers	3-0
Nov. 2, 1930	Frankford Yellow Jackets	6-0	Dec. 18, 1921	At Chicago Staleys	0-0
Oct. 8, 1930	At Newark Tornadoes	13-0	Nov. 6, 1921	Hammond Pros.	7-0
Oct. 5, 1930	At Portsmouth Spartans	0-0	Oct. 2, 1921	Minneapolis Marines	20-0
Dec. 8, 1929	At Orange Tornadoes	26-0	Oct. 31, 1920	Detroit Heralds	21-0
Nov. 24, 1929	Dayton Triangles	19-0	Oct. 10, 1920	At Chicago Tigers	0-0

ALL-TIME OPPONENT SHUTOUTS

Date	Opponent	Score	Date	Opponent	Score
Oct. 22, 2017	Los Angeles Rams (at London)	0-33	Dec. 6, 1937	Green Bay Packers	0-0
Dec. 9, 2012	At Seattle Seahawks	0-58	Oct. 25, 1936	At Brooklyn Dodgers	0-9
Sept. 14, 2003	Seattle Seahawks	0-38	Oct. 4, 1936	At Green Bay Packers	0-24
Dec. 1, 2002	At Kansas City Chiefs	0-49	Sept. 28, 1936	At Detroit Lions	0-39
Sept. 15, 1996	At New England Patriots	0-31	Dec. 8, 1935	Chicago Bears	0-13
Sept. 18, 1994	At Cleveland Browns	0-32	Oct. 28, 1934	At Boston Redskins	0-9
Oct. 27, 1991	Minnesota Vikings	0-28	Oct. 21, 1934	At Green Bay Packers	0-15
Sept. 15, 1991	At Washington Redskins	0-34	Oct. 14, 1934	At Chicago Bears	0-20
Sept. 9, 1990	At Washington Redskins	0-31	Sept. 30, 1934	At Detroit Lions	0-6
Dec. 17, 1989	Denver Broncos	0-37	Dec. 3, 1933	Boston Redskins	0-0
Nov. 10, 1985	At Tampa Bay Buccaneers	0-16	Nov. 19, 1933	Brooklyn Dodgers	0-3
Jan. 2, 1983	At Washington Redskins	0-28	Oct. 29, 1933	At Brooklyn Dodgers	0-7
Dec. 20, 1981	At Philadelphia Eagles	0-38	Oct. 22, 1933	At Boston Redskins	0-10
Oct. 19, 1980	At Washington Redskins	0-23	Nov. 24, 1932	At Chicago Bears	0-34
Sept. 30, 1979	At L.A. Rams	0-21	Nov. 13, 1932	At Brooklyn Dodgers	0-3
Dec. 10, 1978	At N.Y. Giants	0-17	Oct. 9, 1932	Chicago Bears	0-0
Sept. 18, 1977	At Denver Broncos	0-7	Nov. 27, 1930	At Chicago Bears	0-6
Dec. 8, 1974	At New Orleans Saints	0-14	Oct. 5, 1930	At Portsmouth Spartans	0-0
Oct. 17, 1971	At Washington Redskins	0-20	Sept. 21, 1930	At Green Bay Packers	0-14
Nov. 17, 1968	At Baltimore Colts	0-27	Nov. 17, 1929	Green Bay Packers	0-12
Sept. 23, 1962	At Green Bay Packers	0-17	Nov. 2, 1929	At Frankford Yellow Jackets	0-8
Nov. 19, 1961	At Baltimore Colts	0-16	Oct. 20, 1929	At Chicago Bears	0-0
Dec. 1, 1957	At Cleveland Browns	0-31	Nov. 29, 1928	At Chicago Bears	0-34
Nov. 20, 1955	Washington Redskins	0-31	Nov. 25, 1928	At N.Y. Yankees	0-19
Oct. 16, 1955	At N.Y. Giants	0-10	Nov. 24, 1928	At Frankford Yellow Jackets	0-19
Nov. 21, 1953	At Philadelphia Eagles	0-38	Oct. 14, 1928	At Green Bay Packers	0-20
Nov. 25, 1951	N.Y. Giants	0-10	Sept. 23, 1928	Chicago Bears	0-15
Nov. 11, 1945	At Pittsburgh Steelers	0-23	Oct. 16, 1927	At Green Bay Packers	0-13
Oct. 21, 1945	At Detroit Lions	0-26	Sept. 25, 1927	Chicago Bears	0-9
Sept. 30, 1945	At Cleveland Rams	0-21	Nov. 25, 1926	At Chicago Bears	0-0
Sept. 23, 1945	Detroit Lions (at Milwaukee)	0-10	Nov. 11, 1926	At Chicago Bears	0-10
Nov. 12, 1944	At Detroit Lions	0-10	Nov. 7, 1926	At N.Y. Giants	0-20
Nov. 5, 1944	Detroit Lions (at Pittsburgh)	0-27	Oct. 31, 1926	Green Bay Packers	0-3
Oct. 22, 1944	At N.Y. Giants	0-23	Oct. 17, 1926	At Chicago Bears	0-16
Nov. 7, 1943	At Brooklyn Dodgers	0-7	Nov. 26, 1935	At Chicago Bears	0-0
Oct. 17, 1943	Detroit Lions (at Buffalo)	0-7	Nov. 27, 1924	Chicago Bears	0-21
Nov. 10, 1943	Chicago Bears	0-20	Oct. 19, 1924	At Chicago Bears	0-6
Nov. 8, 1942	At Washington Redskins	0-28	Nov. 29, 1923	At Chicago Bears	0-3
Sept. 15, 1940	Detroit Lions (at Buffalo)	0-0	Nov. 19, 1922	Canton Bulldogs	0-7
Nov. 5, 1939	At Cleveland Rams	0-14	Dec. 18, 1921	At Chicago Staleys	0-0
Oct. 22, 1939	Cleveland Rams	0-24	Dec. 4, 1921	Akron Pros.	0-7
Nov. 6, 1938	At N.Y. Giants	0-6	Oct. 9, 1921	Akron Pros.	0-23
Oct. 26, 1938	Philadelphia Eagles (at Erie)	0-7	Dec. 5, 1920	At Decatur Staleys	0-10
Oct. 23, 1938	At Detroit Lions	0-10	Oct. 24, 1920	At Rock Island Independents	0-7
Oct. 2, 1938	At Brooklyn Dodgers	0-13	Oct. 10, 1920	At Chicago Tigers	0-0



ALL-TIME TWO-POINT CONVERSIONS

ANNUAL RESULTS

Year	Results	Year	Results	Year	Results
1994.....	1-3	2002.....	1-2	2010.....	1-2
1995.....	5-6	2003.....	1-5	2011.....	0-2
1996.....	2-2	2004.....	1-3	2012.....	0-0
1997.....	3-3	2005.....	3-5	2013.....	1-4
1998.....	0-0	2006.....	0-1	2014.....	2-5
1999.....	0-1	2007.....	0-1	2015.....	0-0
2000.....	0-5	2008.....	1-3	2016.....	1-4
2001.....	1-1	2009.....	0-0	2017.....	1-2
				Overall	25-60

SUCCESSFUL CONVERSIONS

Date	Opponent	Play	Outcome, Score
Nov. 26, 2017	Jacksonville	Larry Fitzgerald pass from Blaine Gabbert	W, 27-24
Dec. 11, 2016	At Miami	David Johnson pass from Carson Palmer	L, 23-26
Dec. 7, 2014	Kansas City	John Carlson pass from Drew Stanton	W, 17-14
Nov. 30, 2014	At Atlanta	Stepfan Taylor run	L, 18-29
Dec. 22, 2013	At Seattle	Rashard Mendenhall run	W, 17-10
Nov. 14, 2010	Seattle	Larry Fitzgerald pass from Derek Anderson	L, 18-36
Sept. 28, 2008	At N.Y. Jets	Edgerrin James run	L, 35-56
Dec. 4, 2005	At San Francisco	Obafemi Ayanbadejo run	W, 17-10
Nov. 20, 2005	At St. Louis	Anquan Boldin pass from Kurt Warner	W, 38-28
Nov. 13, 2005	At Detroit	Obafemi Ayanbadejo run	L, 21-29
Dec. 12, 2004	San Francisco	Josh McCown run	L (OT), 28-31
Oct. 2, 2003	Baltimore	Jeff Blake run	L, 18-26
Sept. 22, 2002	San Diego	Frank Sanders pass from Jake Plummer	L, 15-23
Dec. 2, 2001	At Oakland	Jake Plummer run	W (OT), 34-31
Dec. 21, 1997	Atlanta	Jake Plummer run	W, 29-26
Sept. 28, 1997	At Tampa Bay	Frank Sanders pass from Kent Graham	L, 18-19
Sept. 7, 1997	Dallas	Rob Moore pass from Kent Graham	W, 25-22
Nov. 3, 1996	At N.Y. Giants	Boomer Esiason run	L, 8-16
Sept. 22, 1996	At New Orleans	Rob Moore pass from Kent Graham	W, 28-14
Dec. 17, 1995	At Philadelphia	Stevie Anderson pass from Dave Krieg	L, 20-21
Dec. 9, 1995	At San Diego	Stevie Anderson pass from Dave Krieg	L, 25-28
Nov. 12, 1995	Minnesota	Rob Moore pass from Dave Krieg	L, 24-30
Oct. 8, 1995	At N.Y. Giants	Frank Sanders pass from Dave Krieg	L, 21-27
Sept. 17, 1995	At Detroit	Frank Sanders pass from Dave Krieg	W, 20-17
Dec. 4, 1994	At Houston	Ronald Moore run	W, 30-12

Note: Two-point conversion rule instituted in NFL in 1994.

CARDINALS ALL-TIME OPPONENTS

Akron Indians	Cincinnati Celts	Hammond Pros	Minneapolis Marines	Providence Steam Rollers
Akron Pros	Cincinnati Reds	Houston Oilers	Minneapolis Red Jackets	Racine American Legion
Atlanta Falcons	Cleveland Browns	Houston Texans	Minnesota Vikings	Racine Legion
Baltimore Colts	Cleveland Bulldogs	Indianapolis Colts	Moline Athletics	Racine Tornadoes
Baltimore Ravens	Cleveland Indians	Indianapolis Indians	New England Patriots	Rochester Jeffersons
Battle Creek Maroons	Cleveland Rams	Jacksonville Jaguars	New Orleans Saints	Rock Island Independents
Berkeley Giants	College All-Stars	Kansas City Blues	New York Bulldogs	San Diego Chargers
Boston Braves	Columbus Panhandles	Kansas City Chiefs	New York Giants	San Francisco 49ers
Boston Redskins	Columbus Tigers	Kansas City Cowboys	New York Jets	Seattle Seahawks
Boston Yankees	Dallas Cowboys	Kenosha Cardinals	New York Yanks	Southern CA Maroons
Brooklyn Dodgers	Dallas Texans	LaCrosse Lagers	New York Yankees	St. Louis Gunners
Buffalo All-Americans	Dayton Triangles	Lansing Oldsmobile	Newark Bears	St. Louis Rams
Buffalo Bills	Decatur Staleys	Los Angeles Buccaneers	Oakland Raiders	Stanford Braves
Buffalo Bisons	Denver Broncos	Los Angeles Bulldogs	Oorang Indians	Staten Island Stapletons
Camp Polk	Detroit Heralds	Los Angeles Raiders	Orange Tornadoes	Tampa Bay Buccaneers
Canton Bulldogs	Detroit Lions	Los Angeles Chargers	PCFL All-Stars	Tennessee Titans
Carolina Panthers	Duluth Kelleys	Los Angeles Rams	Philadelphia Eagles	Toronto Argonauts
Chicago Bears	Frankford Yellow Jackets	Maplewood Rovers	Phila.-Pitt. Steagles	Tulsa Oilers
Chicago Staleys	Freeport Lions	Memphis Tigers	Pittsburgh Pirates	Washington Redskins
Chicago Staysms	Gary Elks	Miami Dolphins	Pittsburgh Steelers	Western Army All-Stars
Chicago Tigers	Green Bay Packers	Milwaukee Badgers	Portsmouth Spartans	Wichita Aero Commanders
Cincinnati Bengals	Greensboro Generals	Milwaukee Nighthawks	Pottsville Maroons	Wilkes-Barre Barons



DEFENSIVE TOUCHDOWNS

1960-2017

Date	Opponent	Play	Outcome, Score
Dec. 24, 2017	N.Y. Giants	Robert Nkemdiche 21-yard fumble return	W, 23-0
Sept. 10, 2017	At Detroit	Justin Bethel 82-yard interception return	L, 23-35
Jan. 1, 2017	At LA Rams	Justin Bethel 66-yard interception return	W, 44-6
Dec. 18, 2016	New Orleans	Calais Campbell 53-yard fumble return	L, 41-48
Sept. 18, 2016	Tampa Bay	Marcus Cooper 60-yard interception return	W, 40-7
Dec. 27, 2015	Green Bay	Cory Redding 36-yard fumble return	W, 38-8
Dec. 27, 2015	Green Bay	Jerrard Powers 7-yard fumble return	W, 38-8
Dec. 20, 2015	At Philadelphia	Deone Bucannon 39-yard interception return	W, 40-17
Sept. 27, 2015	San Francisco	Tyrann Mathieu 33-yard interception return	W, 47-7
Sept. 27, 2015	San Francisco	Justin Bethel 21-yard interception return	W, 47-7
Sept. 20, 2015	At Chicago	Tony Jefferson 26-yard interception return	W, 48-23
Nov. 30, 2014	At Atlanta	Rashad Johnson 88-yard interception return	L, 18-29
Nov. 9, 2014	St. Louis	Antonio Cromartie 14-yard fumble return	W, 31-14
Nov. 9, 2014	St. Louis	Patrick Peterson 30-yard interception return	W, 31-14
Oct. 12, 2014	Washington	Rashad Johnson 28-yard interception return	W, 30-20
Dec. 15, 2013	At Tennessee	Antoine Cason 20-yard interception return	W, 37-34 (OT)
Dec. 8, 2013	St. Louis	Karlos Dansby 23-yard interception return	W, 30-10
Nov. 24, 2013	Indianapolis	Karlos Dansby 22-yard interception return	W, 40-11
Nov. 10, 2013	Houston	Matt Shaughnessy 6-yard fumble return	W, 27-24
Sept. 8, 2013	At St. Louis	Dan Williams 2-yard interception return	L, 24-27
Dec. 16, 2012	Detroit	Greg Toler 102-yard interception return	W, 38-10
Dec. 16, 2012	Detroit	Rashad Johnson 53-yard interception return	W, 38-10
Sept. 23, 2012	Philadelphia	James Sanders 93-yard fumble return	W, 27-6
Dec. 25, 2010	Dallas	Greg Toler 66-yard interception return	W, 27-26
Dec. 25, 2010	Dallas	Dominique Rodgers-Cromartie 32-yard interception return	W, 27-26
Oct. 31, 2010	Tampa Bay	Gerald Hayes 21-yard fumble return	L, 35-38
Oct. 10, 2010	New Orleans	Dominique Rodgers-Cromartie 28-yard interception return	W, 30-20
Oct. 10, 2010	New Orleans	Kerry Rhodes 27-yard fumble return	W, 30-20
Oct. 3, 2010	At San Diego	Kerry Rhodes 42-yard fumble return	L, 10-41
Jan. 10, 2010	Green Bay*	Karlos Dansby 17-yard fumble return in OT	W, 51-45 (OT)
Oct. 11, 2009	Houston	Dominique Rodgers-Cromartie 49-yard interception return	W, 28-21
Jan. 3, 2009	Atlanta*	Antrel Rolle 27-yard fumble return	W, 30-24
Dec. 7, 2008	St. Louis	Dominique Rodgers-Cromartie 99-yard interception return	W, 34-10
Dec. 7, 2008	St. Louis	Darnell Dockett 11-yard fumble return	W, 34-10
Nov. 2, 2008	At St. Louis	Antrel Rolle 40-yard interception return	W, 34-13
Dec. 30, 2007	St. Louis	Gerald Hayes 30-yard interception return	W, 48-19
Dec. 30, 2007	St. Louis	Antrel Rolle 47-yard interception return	W, 48-19
Dec. 2, 2007	Cleveland	Rod Hood 71-yard interception return	W, 27-21
Nov. 18, 2007	At Cincinnati	Antrel Rolle 54-yard interception return	W, 35-27
Nov. 18, 2007	At Cincinnati	Antrel Rolle 55-yard interception return	W, 35-27
Oct. 7, 2007	At St. Louis	Rod Hood 68-yard interception return	W, 40-21
Dec. 17, 2006	Denver	Antonio Smith 4-yard fumble return	L, 20-37
Nov. 26, 2006	At Minnesota	Adrian Wilson 99-yard fumble return	L, 26-31
Oct. 1, 2006	At Atlanta	Adrian Wilson 99-yard interception return	L, 10-32
Dec. 24, 2005	Philadelphia	Karlos Dansby 11-yard interception return	W, 27-21
Oct. 23, 2005	Tennessee	David Macklin 60-yard interception return	W, 20-10
Sept. 11, 2005	At N.Y. Giants	Karlos Dansby 18-yard interception return	L, 19-42
Nov. 7, 2004	At Miami	Duane Starks 41-yard interception return	W, 24-23
Oct. 3, 2004	New Orleans	Adrian Wilson 35-yard fumble return	W, 34-10
Nov. 23, 2003	St. Louis	Renaldo Hill 70-yard interception return	L, 27-30 (OT)
Nov. 3, 2002	St. Louis	Justin Lucas 35-yard return with lateral from interception	L, 14-27
Sept. 29, 2002	N.Y. Giants	Justin Lucas 38-yard interception return	W, 21-7
Jan. 6, 2002	At Washington	Adrian Wilson 61-yard interception return	L, 17-20
Dec. 30, 2001	At Carolina	Ronald McKinnon 25-yard fumble return	W, 30-7
Dec. 23, 2001	At Carolina	Ronald McKinnon 26-yard interception return	W, 30-7
Nov. 18, 2001	Detroit	Fred Wakefield 20-yard interception return	W, 45-38
Oct. 7, 2001	At Philadelphia	Kyle Vanden Bosch 9-yard fumble return	W, 21-20
Nov. 5, 2000	Washington	Aeneas Williams 103-yard fumble return	W, 16-15
Dec. 5, 1999	Philadelphia	Kwame Lassiter 78-yard interception return	W, 21-17
Nov. 28, 1999	At N.Y. Giants	Eric Swann 42-yard interception return	W, 34-24
Sept. 19, 1999	At Miami	Rob Fredrickson 34-yard interception return	L, 16-19
Dec. 13, 1998	At Philadelphia	Tommy Bennett 70-yard interception return	W, 20-17
Nov. 2, 1997	Philadelphia	Bernard Wilson 66-yard interception return	W, 31-21
Oct. 12, 1997	N.Y. Giants	Aeneas Williams 30-yard interception return	L, 13-27
Sept. 28, 1997	At Tampa Bay	Aeneas Williams 42-yard interception return	L, 18-19
Dec. 22, 1996	At Philadelphia	Aeneas Williams 65-yard interception return	L, 19-29
Dec. 15, 1996	Washington	Jamir Miller 26-yard return with lateral from fumble	W, 27-26
Dec. 25, 1995	Dallas	Aeneas Williams 48-yard interception return	L, 13-37
Dec. 9, 1995	At San Diego	Clyde Simmons 25-yard interception return	L, 26-28
Oct. 29, 1995	Seattle	Lorenzo Lynch 72-yard interception return	W, 20-14
Oct. 29, 1995	Seattle	Keith McCants 5-yard fumble return	W, 20-14
Oct. 15, 1995	Washington	Aeneas Williams 28-yard interception return	W, 24-20
Nov. 27, 1994	Chicago	Keith McCants 46-yard interception return	L, 16-19
Oct. 31, 1993	New Orleans	Aeneas Williams 20-yard fumble return	L, 17-20
Oct. 31, 1993	New Orleans	Aeneas Williams 46-yard interception return	L, 17-20
Sept. 5, 1993	At Philadelphia	Lorenzo Lynch 55-yard fumble return	L, 17-23
Nov. 15, 1992	At Atlanta	Robert Massey 46-yard interception return	L, 17-20
Oct. 4, 1992	Washington	Robert Massey 31-yard interception return	W, 27-24
Oct. 4, 1992	Washington	Robert Massey 41-yard interception return	W, 27-24
Nov. 24, 1991	Philadelphia	Lorenzo Lynch 35-yard interception return	L, 14-34
Sept. 8, 1991	At Philadelphia	Rod Saddler 7-yard fumble return	W, 26-10
Sept. 1, 1991	At L.A. Rams	Eric Hill 85-yard fumble return	W, 24-14
Dec. 9, 1990	At Atlanta	Marcus Turner 47-yard interception return	W, 24-13
Dec. 2, 1990	Indianapolis	Marcus Turner 21-yard return with lateral from interception	W, 20-17
Nov. 12, 1989	Dallas	Tim McDonald 53-yard interception return	W, 24-20
Oct. 29, 1989	At Dallas	Michael Zordich 16-yard interception return	W, 19-10
Dec. 10, 1988	Philadelphia	E.J. Junior 36-yard fumble return	L, 17-23
Oct. 25, 1988	Washington	Cedric Mack 47-yard fumble return	W, 30-21
Oct. 2, 1988	At L.A. Rams	Rod Saddler 16-yard fumble return	W, 41-27
Nov. 8, 1987	Tampa Bay	Niko Noga 23-yard fumble return	W, 31-28
Oct. 11, 1987	New Orleans	Mark Jackson 77-yard fumble return	W, 24-19
Oct. 11, 1987	New Orleans	Leonard Smith 29-yard fumble return	W, 24-19
Oct. 4, 1987	At Washington	Peter Noga 60-yard interception return	L, 21-28
Sept. 8, 1985	At Cleveland	Lionel Washington 48-yard interception return	W, 27-24
Dec. 2, 1984	At New England	Thomas Howard 29-yard fumble return	W, 33-10
Sept. 16, 1984	At Indianapolis	Leonard Smith 25-yard interception return	W, 34-33



Date	Opponent	Play	Outcome, Score
Dec. 11, 1983	At L.A. Raiders	Elois Grooms 40-yard fumble return	W, 34-24
Oct. 24, 1983	N.Y. Giants	Benny Perrin 32-yard fumble return	T, 20-20
Oct. 2, 1983	At Kansas City	Lee Nelson 36-yard fumble return	L, 14-38
Nov. 25, 1981	At Baltimore	Dave Ahrens 14-yard interception return	W, 35-24
Sept. 28, 1980	Philadelphia	Eric Allen 70-yard interception return	W, 24-14
Nov. 4, 1979	Minnesota	Roger Wehrli 9-yard interception return	W, 37-7
Oct. 28, 1979	Cleveland	Steve Neils 72-yard fumble return	L, 20-38
Sept. 9, 1979	At N.Y. Giants	Mark Arneson 29-yard fumble return	W, 27-14
Oct. 31, 1977	N.Y. Giants	Mike Sensibaugh 79-yard interception return	W, 28-0
Oct. 9, 1977	Dallas	Charlie Davis 36-yard fumble return	L, 24-30
Oct. 3, 1976	N.Y. Giants	Mike Sensibaugh 35-yard interception return	W, 27-21
Nov. 23, 1975	At N.Y. Jets	Norm Thompson 61-yard interception return	W, 37-6
Oct. 27, 1974	Washington	Roger Wehrli 53-yard interception return	W, 23-20
Sept. 29, 1974	Cleveland	Norm Thompson 56-yard interception return	W, 29-7
Sept. 22, 1974	At Washington	Norm Yankowski 71-yard fumble return	W, 17-10
Dec. 10, 1972	L.A. Rams	Norm Thompson 58-yard fumble return	W, 24-14
Nov. 28, 1971	At N.Y. Giants	Larry Stallings 26-yard interception return	W, 24-7
Dec. 20, 1970	At Washington	Chuck Latourette 32-yard fumble return	L, 27-28
Nov. 1, 1970	Houston	Don Parish 41-yard interception return	W, 44-0
Sept. 27, 1970	Washington	Miller Farr 19-yard interception return	W, 27-17
Dec. 21, 1969	At Green Bay	Larry Wilson 88-yard fumble return	L, 28-45
Oct. 19, 1969	Minnesota	Bob Rowe 18-yard interception return	L, 10-27
Sept. 28, 1969	Chicago	Larry Stallings 62-yard fumble return	W, 20-17
Sept. 22, 1968	At San Francisco	Don Brumm 17-yard fumble return	L, 17-35
Oct. 22, 1967	Philadelphia	Pat Fischer 69-yard interception return	W, 48-14
Oct. 31, 1966	Chicago	Larry Wilson 29-yard interception return	W, 24-17
Oct. 2, 1966	At Philadelphia	Jerry Stovall 18-yard interception return	W, 41-10
Oct. 2, 1966	At Philadelphia	Larry Wilson 91-yard interception return	W, 41-10
Dec. 18, 1965	Cleveland	Larry Wilson 95-yard interception return	L, 24-27
Nov. 28, 1965	Philadelphia	Larry Stallings 17-yard fumble return	L, 24-28
Sept. 26, 1965	At Cleveland	Don Brumm 10-yard fumble return	W, 49-13
Dec. 13, 1964	Philadelphia	Jerry Stovall 31-yard interception return	W, 36-24
Nov. 29, 1964	At Pittsburgh	Pat Fischer 49-yard fumble return	W, 21-20
Nov. 22, 1964	At Philadelphia	Larry Wilson 42-yard interception return	W, 38-13
Nov. 8, 1964	Pittsburgh	Dale Meinert 18-yard interception return	W, 34-30
Oct. 18, 1964	Washington	Pat Fischer 39-yard interception return	W, 38-24
Oct. 4, 1964	At Washington	Pat Fischer 33-yard interception return	W, 23-17
Dec. 8, 1963	Philadelphia	Larry Wilson 42-yard fumble return	W, 32-14
Oct. 6, 1963	At Minnesota	John Symank 31-yard interception return	W, 56-14
Sept. 14, 1963	At Dallas	Jimmy Hill 58-yard interception return	W, 34-7
Oct. 28, 1962	At Dallas	Larry Wilson 57-yard interception return	W, 28-24
Dec. 17, 1961	Pittsburgh	Billy Stacy 25-yard fumble return after lateral from Joe Robb	W, 20-0
Nov. 26, 1961	At Pittsburgh	Jerry Norton 47-yard interception return	L, 27-30
Nov. 26, 1961	At Pittsburgh	Jerry Norton 37-yard interception return	L, 27-30
Nov. 5, 1961	At Dallas	Billy Stacy 31-yard interception return	W, 31-17
Nov. 5, 1961	At Dallas	Billy Stacy 34-yard interception return	W, 31-17
Oct. 22, 1961	At Washington	Jimmy Hill 35-yard interception return	W, 24-0
Sept. 17, 1961	At N.Y. Giants	William West fumble recovery in end zone	W, 21-10
Oct. 30, 1960	At N.Y. Giants	Billy Stacy 33-yard fumble return	W, 20-13
* Postseason			

SPECIAL TEAMS TOUCHDOWNS

1960-2017

Date	Opponent	Play	Outcome, Score
Sept. 20, 2015	At Chicago	David Johnson 108-yard kickoff return	W, 48-23
Sept. 14, 2014	At N.Y. Giants	Ted Ginn, Jr. 71-yard punt return	W, 25-14
Dec. 23, 2012	Chicago	Justin Bethel 82-yard return of blocked Adrian Wilson goal	L, 13-28
Nov. 27, 2011	At St. Louis	Patrick Peterson 80-yard punt return	W, 23-20
Nov. 6, 2011	St. Louis	Patrick Peterson 99-yard punt return	W, 19-13 (OT)
Oct. 30, 2011	At Baltimore	Patrick Peterson 82-yard punt return	L, 27-30
Sept. 11, 2011	Carolina	Patrick Peterson 89-yard punt return	W, 28-21
Nov. 7, 2010	At Minnesota	Michael Adams 30-yard fumble return	L, 24-27 (OT)
Nov. 7, 2010	At Minnesota	LaRod Stephens-Howling 96-yard kickoff return	L, 24-27 (OT)
Sept. 26, 2010	Oakland	LaRod Stephens-Howling 102-yard kickoff return	W, 24-23
Nov. 29, 2009	At Tennessee	LaRod Stephens-Howling 99-yard kickoff return	L, 17-20
Oct. 29, 2009	At Jacksonville	Antrel Rolle 83-yard return of blocked Calais Campbell field goal	W, 31-17
Dec. 14, 2008	Minnesota	Rod Hood 68-yard return of blocked D. Rodgers-Cromartie field goal	L, 14-35
Oct. 12, 2008	Dallas	Monty Beisel three-yard return of Sean Morey blocked punt in OT	W, 30-24 (OT)
Oct. 12, 2008	Dallas	J.J. Arrington 93-yard kickoff return TD to begin game	W, 30-24 (OT)
Sept. 30, 2007	Pittsburgh	Steve Breaston 73-yard punt return	W, 21-14
Nov. 26, 2006	At Minnesota	J.J. Arrington 99-yard kickoff return	L, 26-31
Sept. 28, 2003	At St. Louis	Josh Scobey 100-yard kickoff return	L, 13-37
Sept. 15, 2002	At Seattle	MarTay Jenkins 95-yard kickoff return	W, 24-13
Nov. 12, 2000	At Minnesota	MarTay Jenkins 98-yard kickoff return	L, 14-31
Sept. 14, 1997	At Washington	Tommy Bennett blocked punt recovery in end zone	L, 13-19
Nov. 19, 1995	At Carolina	Aeneas Williams 72-yard return of blocked field goal	L, 7-27
Sept. 12, 1993	At Washington	Johnny Bailey 58-yard punt return	W, 17-10
Dec. 13, 1987	N.Y. Giants	Vai Sikaheima 76-yard punt return	W, 27-24
Dec. 21, 1986	Tampa Bay	Vai Sikaheima 71-yard punt return	W, 21-17
Dec. 21, 1986	Tampa Bay	Vai Sikaheima 60-yard punt return	W, 21-17
Sept. 20, 1981	Washington	Stump Mitchell 50-yard punt return	L, 10-30
Dec. 7, 1980	Detroit	Roy Green 57-yard punt return	W, 24-23
Oct. 21, 1979	At Dallas	Roy Green 106-yard kickoff return	L, 13-22
Nov. 19, 1978	At Washington	Willard Harrell 70-yard punt return	W, 27-17
Oct. 13, 1975	At Washington	Terry Metcalf 93-yard kickoff return	L, 17-27
Nov. 2, 1975	New England	Terry Metcalf 69-yard punt return	W, 24-17
Dec. 21, 1975	At Detroit	Dwayne Crump 64-yard return of blocked field goal	W, 24-13
Sept. 29, 1974	Cleveland	Terry Metcalf 94-yard kickoff return	W, 29-7
Sept. 23, 1973	Washington	Don Shy 97-yard kickoff return	W, 34-27
Oct. 1, 1972	Pittsburgh	Norm Thompson 8-yard return of blocked punt	L, 19-25
Nov. 21, 1971	Philadelphia	George Hoey 103-yard kickoff return	L, 20-37
Nov. 16, 1970	At Dallas	Johnny Roland 74-yard punt return	W, 38-0
Dec. 21, 1969	At Green Bay	John Gilliam 100-yard kickoff return	L, 28-45
Sept. 29, 1968	At New Orleans	Chuck Latourette 86-yard punt return	W, 21-20
Sept. 25, 1966	At Cleveland	Roy Shivers 94-yard kickoff return	W, 34-28
Oct. 2, 1966	At Philadelphia	Johnny Roland 86-yard punt return	W, 41-10
Sept. 27, 1964	At San Francisco	Jim Burson 68-yard punt return	W, 23-13
Oct. 15, 1961	Philadelphia	Bobby Joe Conrad 73-yard punt return	L, 7-20



CARDINALS QUARTERBACKS

STARTING QUARTERBACK WON-LOSS (1960-2017)

Player	Record	Player	Record	Player	Record	Player	Record
Derek Anderson	2-7	Stan Gelbaugh	0-3	Shaun King	0-2	Carson Palmer	38-21-1
Pete Beathard	2-3	Kent Graham	5-10	Kevin Kolb	6-8	Steve Pisarkiewicz	2-2
Steve Beuerlein	9-12	Ralph Gugliemi	3-2	Dave Kreig	4-12	Jake Plummer	30-52
Jeff Blake	3-10	Shawn Halloran	1-1	Charley Johnson	36-28-5	John Roach	4-5-1
Dave Brown	3-4	Max Hall	1-2	Matt Leinart	7-10	Timm Rosenbach	5-15
Stoney Case	0-1	Jim Hart	87-87-5	Ryan Lindley	1-5	Jay Schroeder	5-3
Chris Chandler	5-12	King Hill	0-1	Neil Lomax	47-53-2	John Skelton	8-9
Gary Cuozzo	1-5	Gary Hogeboom	5-8	Mike Loyd	0-1	Drew Stanton	9-4
Boomer Esiason	3-5	Brian Hoyer	0-1	Josh McCown	10-12	Cliff Stoudt	0-4
Sam Etcheverry	5-8	Buddy Humphrey	0-3	Jim McMahon	0-1	Tom Tupa	4-9
Blaine Gabbert	2-3	George Izo	1-0	John Navarre	0-1	Tim Van Galder	1-3-1
Sammy Garza	0-1	Gary Keithley	1-1	Terry Nofsinger	1-4	Kurt Warner	27-30

STARTING QUARTERBACKS (1960-2017)

Year	Quarterbacks	Year	Quarterbacks
2017	Carson Palmer (3-4), Drew Stanton (3-1), Blaine Gabbert (2-3)	1988	Neil Lomax (7-7), Cliff Stoudt (0-2)
2016	Carson Palmer (6-8-1), Drew Stanton (1-0)	1987	Neil Lomax (6-6), Shawn Halloran (1-1), Sammy Garza (0-1)
2015	Carson Palmer (13-3)	1986	Neil Lomax (4-9-1), Cliff Stoudt (0-2)
2014	Carson Palmer (6-0), Drew Stanton (5-3), Ryan Lindley (0-2)	1985	Neil Lomax (5-11)
2013	Carson Palmer (10-6)	1984	Neil Lomax (9-7)
2012	John Skelton (1-5), Kevin Kolb (3-2), Ryan Lindley (1-3), Brian Hoyer (0-1)	1983	Neil Lomax (7-6-1), Jim Hart (1-1)
2011	Kevin Kolb (3-6), John Skelton (5-2)	1982	Neil Lomax (5-4)
2010	Derek Anderson (2-7), John Skelton (2-2), Max Hall (1-2)	1981	Jim Hart (3-6), Neil Lomax (4-3)
2009	Kurt Warner (10-5), Matt Leinart (0-1)	1980	Jim Hart (5-10), Mike Loyd (0-1)
2008	Kurt Warner (9-7)	1979	Jim Hart (3-10), Steve Pisarkiewicz (2-1)
2007	Kurt Warner (5-6), Matt Leinart (3-2)	1978	Jim Hart (6-9), Steve Pisarkiewicz (0-1)
2006	Matt Leinart (4-7), Kurt Warner (1-4)	1977	Jim Hart (7-7)
2005	Kurt Warner (2-8), Josh McCown (3-3)	1976	Jim Hart (10-4)
2004	Josh McCown (6-7), Shaun King (0-2), John Navarre (0-1)	1975	Jim Hart (11-3)
2003	Jeff Blake (3-10), Josh McCown (1-2)	1974	Jim Hart (10-4)
2002	Jake Plummer (5-11)	1973	Jim Hart (3-8-1), Gary Keithley (1-1)
2001	Jake Plummer (7-9)	1972	Tim Van Galder (1-3-1), Gary Cuozzo (1-5), Jim Hart (2-1)
2000	Jake Plummer (3-11), Dave Brown (0-2)	1971	Jim Hart (2-6-1), Pete Beathard (2-3)
1999	Jake Plummer (3-8), Dave Brown (3-2)	1970	Jim Hart (8-5-1)
1998	Jake Plummer (9-7)	1969	Charley Johnson (2-6-1), Jim Hart (2-3)
1997	Kent Graham (1-5), Stoney Case (0-1), Jake Plummer (3-6)	1968	Jim Hart (8-3-1), Charley Johnson (1-1)
1996	Boomer Esiason (3-5), Kent Graham (4-4)	1967	Jim Hart (6-7-1)
1995	Dave Krieg (4-12)	1966	Charley Johnson (7-1-1), Terry Nofsinger (1-4)
1994	Steve Beuerlein (3-4), Jim McMahon (0-1), Jay Schroeder (5-3)	1965	Charley Johnson (5-6), Buddy Humphre (0-3)
1993	Steve Beuerlein (6-8), Chris Chandler (1-1)	1964	Charley Johnson (9-3-2)
1992	Timm Rosenbach (0-3), Chris Chandler (4-9)	1963	Charley Johnson (9-5)
1991	Tom Tupa (4-7), Stan Gelbaugh (0-3), Chris Chandler (0-2)	1962	Sam Etcheverry (1-3), Charley Johnson (3-6-1)
1990	Timm Rosenbach (5-11)	1961	Sam Etcheverry (4-5), Ralph Gugliemi (3-2)
1989	Gary Hogeboom (5-8), Tom Tupa (0-2), Timm Rosenbach (0-1)	1960	King Hill (1-0), John Roach (4-5-1), George Izo (1-0)

QUARTERBACKS ON ROSTER (1988-2017)

Year	Starter (Games)	Non-Starter (Games)
2017	Carson Palmer (7), Drew Stanton (4), Blaine Gabbert (5)	Matt Barkley, *Mike Bercovici
2016	Carson Palmer (15), Drew Stanton (1)	Zac Dysert
2015	Carson Palmer (16)	Drew Stanton (7), Matt Barkley
2014	Drew Stanton (8), Carson Palmer (6), Ryan Lindley (2)	Logan Thomas (2), *Dennis Dixon, *Jeff Mathews
2013	Carson Palmer (16)	Drew Stanton, Ryan Lindley
2012	John Skelton (6), Kevin Kolb (5), Ryan Lindley (4), Brian Hoyer (1)	None
2011	Kevin Kolb (9), John Skelton (7)	Richard Bartel (2)
2010	Derek Anderson (9), John Skelton (4), Max Hall (3)	Richard Bartel (1)
2009	Kurt Warner (15), Matt Leinart (1)	Brian St. Pierre (1)
2008	Kurt Warner (16)	Matt Leinart (4), Brian St. Pierre
2007	Kurt Warner (11), Matt Leinart (5)	Tim Rattay (4), Tim Hasselbeck (1)
2006	Matt Leinart (11), Kurt Warner (5)	John Navarre (1), Shane Boyd
2005	Kurt Warner (10), Josh McCown (6)	John Navarre (1), Rohan Davey
2004	Josh McCown (13), Shaun King (2), John Navarre (1)	*Chris Lewis
2003	Jeff Blake (13), Josh McCown (3)	Preston Parsons
2002	Jake Plummer (16)	Josh McCown (2), Preston Parsons
2001	Jake Plummer (16)	Dave Brown, Chris Greisen
2000	Jake Plummer (14), Dave Brown (2)	Chris Greisen (2), *Sean Keenan
1999	Jake Plummer (11), Dave Brown (5)	Sherdick Bonner, Chris Greisen (2)
1998	Jake Plummer (16)	Dave Brown (1), Stoney Case, *Cory Sauter
1997	Kent Graham (6), Stoney Case (1), Jake Plummer (9)	None
1996	Boomer Esiason (8), Kent Graham (8)	Stoney Case, Chad May, *Mark Butterfield
1995	Dave Krieg (16)	Mike Buck (4), Stoney Case (2)
1994	Steve Beuerlein (7), Jim McMahon (1), Jay Schroeder (8)	Chris Swartz
1993	Steve Beuerlein (14), Chris Chandler (2)	Will Furrer, Tony Sacca
1992	Timm Rosenbach (3), Chris Chandler (13)	Tony Sacca (2), Erik Wilhelm
1991	Tom Tupa (11), Stan Gelbaugh (3), Chris Chandler (2)	Craig Kupp (1)
1990	Timm Rosenbach (16)	*Craig Kupp, Tom Tupa
1989	Gary Hogeboom (13), Tom Tupa (2), Timm Rosenbach (1)	#Neil Lomax
1988	Neil Lomax (13), Cliff Stoudt (3)	Tom Tupa (2)
		#Injured Reserve

*Practice squad only



PRIME TIME GAMES

MONDAY NIGHT FOOTBALL

Date	Site/Opponent	Result	Att.
Sept. 25, 2017	Dallas	L, 28-17	65,102
Oct. 17, 2016	New York Jets	W, 28-3	64,709
Oct. 26, 2015	Baltimore	W, 26-18	64,722
Sept. 8, 2014	San Diego	W, 18-17	61,292
Oct. 29, 2012	San Francisco	L, 24-3	62,810
Nov. 29, 2010	San Francisco	L, 27-6	63,208
Dec. 14, 2009	at San Francisco	L, 24-9	69,732
Nov. 10, 2008	San Francisco	W, 29-24	64,519
Sept. 10, 2007	at San Francisco	L, 20-17	68,111
Oct. 16, 2006	Chicago	L, 24-23	63,977
Sept. 27, 1999	San Francisco	L, 24-10	70,993
Dec. 25, 1995	Dallas	L, 37-13	72,394
Sept. 12, 1988	Dallas	L, 17-14	67,139
Sept. 29, 1986	Dallas	L, 31-7	49,077
Nov. 4, 1985	Dallas	W, 21-10	49,337
Oct. 7, 1985	at Washington	L, 27-10	53,134
Oct. 24, 1983	New York Giants	T, 20-20	45,530
Nov. 14, 1977	at Dallas	W, 24-17	63,038
Oct. 31, 1977	New York Giants	W, 28-0	50,323
Oct. 25, 1976	at Washington	L, 20-10	48,325
Oct. 13, 1975	at Washington	L, 27-17	54,693
Nov. 11, 1974	Minnesota	L, 28-24	50,183
Nov. 27, 1972	at Miami	L, 31-10	80,010
Nov. 15, 1971	at San Diego	L, 20-17	46,486
Sept. 27, 1971	New York Jets	W, 17-10	50,358
Nov. 16, 1970	at Dallas	W, 38-0	69,232
Overall: 9-16-1 (Home: 7-9-1; Away: 2-7)			

SUNDAY-THURSDAY NIGHT FOOTBALL

Date	Site/Opponent	Result	Att.
*Nov. 9, 2017	Seattle	L, 22-16	64,639
Oct. 23, 2016	Seattle	T, 6-6	65,089
*Oct. 6, 2016	at San Francisco	W, 33-21	70,178
Sept. 11, 2016	New England	L, 21-23	64,864
&Dec. 20, 2015	at Philadelphia	W, 40-17	69,596
*Dec. 10, 2015	Minnesota	W, 23-20	64,784
&Nov. 22, 2015	Cincinnati	W, 34-31	64,745
Nov. 15, 2015	at Seattle	W, 39-32	69,005
Dec. 21, 2014	Seattle	L, 35-6	63,806
*Dec. 11, 2014	at St. Louis	W, 12-6	55,880
*Oct. 17, 2013	Seattle	L, 34-22	61,200
*Oct. 4, 2012	at St. Louis	L, 17-3	54,653
&Dec. 6, 2009	Minnesota	W, 30-17	64,121
Oct. 25, 2009	at New York Giants	W, 24-17	78,299
Sept. 27, 2009	Indianapolis	L, 31-10	62,692
*Nov. 27, 2008	at Philadelphia	L, 20-48	69,144
*Oct. 2, 2005	San Francisco	W, 31-14	+103,467
Dec. 15, 2002	at St. Louis	L, 30-28	65,939
Sept. 23, 2001	Denver	L, 38-17	47,239
Nov. 26, 2000	New York Giants	L, 31-7	38,909
Sept. 10, 2000	Dallas	W, 32-31	58,303
Dec. 19, 1999	Buffalo	L, 31-21	59,509
Oct. 17, 1999	Washington	L, 24-10	51,789
Sept. 20, 1998	Philadelphia	W, 17-3	36,717
Sept. 7, 1997	Dallas	W, 25-22 (OT)	70,060
Sept. 8, 1996	Miami	L, 38-10	55,444
*Nov. 30, 1995	New York Giants	L, 10-6	44,246
Sept. 10, 1995	Philadelphia	L, 31-19	45,004
Oct. 30, 1994	Pittsburgh	W, 20-17 (OT)	65,690
Sept. 11, 1994	New York Giants	L, 20-17	60,066
Sept. 19, 1993	Dallas	L, 17-10	73,025
Sept. 13, 1992	Philadelphia	L, 31-14	42,533
Sept. 22, 1991	Dallas	L, 17-9	68,814
Sept. 30, 1990	Washington	L, 38-10	49,303
Overall: 13-20-1 (Home: 8-17-1; Away: 5-3)			

*denotes Thursday night game, all others are Sunday night games ** denotes Mexico City
+ denotes NFL attendance record & denotes flexed into Sunday night game



The Cardinals and 49ers made history by playing the NFL's first regular-season game outside the United States. The two teams played at Estadio Azteca in Mexico City in front of 103,467 fans on 10/2/05.



THANKSGIVING GAMES

Date	Site/Opponent	Result	Att.
Nov. 27, 2008	at Philadelphia Eagles	L, 48-20	69,144
Nov. 28, 1985	at Dallas Cowboys	L, 35-17	54,125
Nov. 24, 1983	at Dallas Cowboys	L, 35-17	60,764
Nov. 24, 1977	Miami Dolphins	L, 55-14	50,269
Nov. 25, 1976	at Dallas Cowboys	L, 19-14	62,498
Nov. 27, 1975	Buffalo Bills	L, 32-14	41,899
Nov. 23, 1967	at Dallas Cowboys	L, 46-21	68,787
Nov. 23, 1950	Pittsburgh Steelers	L, 28-17	11,622
Nov. 25, 1948	at Detroit Lions	W, 28-14	22,957
Nov. 28, 1935	Green Bay Packers	W, 9-7	7,500
Nov. 29, 1934	Green Bay Packers	W, 6-0	3,500
Nov. 30, 1933	Chicago Bears	L, 22-6	8,000
Nov. 24, 1932	at Chicago Bears	L, 34-0	6,800
Nov. 26, 1931	at Chicago Bears	L, 18-7	14,000
Nov. 27, 1930	at Chicago Bears	L, 6-0	8,175
Nov. 28, 1929	at Chicago Bears	W, 40-6	7,000
Nov. 29, 1928	at Chicago Bears	L, 34-0	10,000
Nov. 24, 1927	at Chicago Bears	W, 3-0	6,000
Nov. 25, 1926	at Chicago Bears	T, 0-0	8,000
Nov. 26, 1925	at Chicago Bears	T, 0-0	39,000
Nov. 27, 1924	Chicago Bears	L, 21-0	13,000
Nov. 29, 1923	at Chicago Bears	L, 3-0	13,500
Nov. 30, 1922	Chicago Bears	W, 6-0	14,000
Overall: 6-15-2			

HOTTEST/COLDEST (1960-2017)

HOTTEST GAMES

Kickoff Temperature	Opponent, Site	Date	Result
104°	Atlanta, Sun Devil Stadium	Sept. 30, 2001	L, 34-14
103°	Denver, Sun Devil Stadium	Sept. 23, 2001	L, 38-17
102°	Green Bay, Sun Devil Stadium	Sept. 21, 2003	W, 20-13
101°	Dallas, Sun Devil Stadium	Sept. 7, 1997	W, 25-22
101°	Miami, Sun Devil Stadium	Sept. 8, 1996	L, 38-10
100°	San Diego, Sun Devil Stadium	Sept. 22, 2002	L, 23-15
100°	Dallas, Sun Devil Stadium	Sept. 10, 2000	W, 32-31
100°	Philadelphia, Sun Devil Stadium	Sept. 13, 1992	L, 31-14
99°	Philadelphia, Sun Devil Stadium	Sept. 10, 1995	L, 31-19
99°	Dallas, Texas Stadium	Sept. 20, 1992	L, 31-20
98°	Seattle, Sun Devil Stadium	Sept. 14, 2003	L, 38-0
98°	Philadelphia, Sun Devil Stadium	Sept. 20, 1998	W, 17-3
98°	N.Y. Giants, Sun Devil Stadium	Sept. 11, 1994	L, 20-17
98°	Dallas, Sun Devil Stadium	Sept. 12, 1988	L, 17-14
98°	Dallas, Texas Stadium	Sept. 13, 1981	L, 30-17


COLDEST GAMES

Kickoff Temperature	Opponent, Site	Date	Result
10°	Philadelphia, Busch Stadium	Dec. 18, 1983	W, 31-7
14°	Washington, Busch Stadium	Dec. 10, 1977	L, 26-20
15°	Philadelphia, Veterans Stadium	Dec. 24, 1989	L, 14-31
15°	L.A. Rams, Busch Stadium	Dec. 10, 1972	W, 24-14
16°	Dallas, Busch Stadium	Dec. 15, 1963	L, 28-24
17°	Cleveland, Busch Stadium	Dec. 14, 1968	W, 27-16
*20°	At Green Bay, Lambeau Field	Jan. 8, 1983	L, 41-16
20°	At Chicago, Soldier Field	Dec. 16, 1979	L, 42-6
21°	Washington, Busch Stadium	Dec. 21, 1980	L, 31-7
22°	Washington, Busch Stadium	Dec. 12, 1982	L, 12-7
22°	Dallas, Busch Stadium	Dec. 16, 1973	L, 30-3
24°	Washington, Busch Stadium	Dec. 21, 1985	L, 27-16

*Postseason



HEAD COACHES

Regular & Postseason Record			Regular & Postseason Record			Regular & Postseason Record		
Years	Coach	Postseason Record	Years	Coach	Postseason Record	Years	Coach	Postseason Record
1920	Marshall Smith	3-2-1	1952	Joe Kuharich	4-8-0	2007-12	Ken Whisenhunt	49-53
1921-22	John "Paddy" Driscoll	11-6-2	1953-54	Joe Stydahar	3-20-1	2013-17	Bruce Arians	50-32-1
1923-24	Arnie Horween	13-8-1	1955-57	Ray Richards	14-21-1	2018-	Steve Wilks	0-0
1925-26	Norm Barry	16-8-2	1958-61	Frank "Pop" Ivy****	15-31-2			
1927	Guy Chamberlin	3-7-1	1961	Chuck Drulis	2-0-0			
1928	Fred Gillies	1-5-0		Ray Prochaska				
1929	Dewey Scanlon	6-6-1		Ray Wilsey+				
1930	Ernie Nevers	5-6-2	1962-65	Wally Lemm	27-26-3			
1931	LeRoy Andrews*	0-1-0	1966-70	Charley Winner	35-30-5			
1931	Ernie Nevers	5-3-0	1971-72	Bob Holway	8-18-2			
1932	Jack Chevigny	2-6-2	1973-77	Don Coryell	42-29-1			
1933-34	Paul Schissler	6-15-1	1978-79	Bud Wilkinson++	9-20-0			
1935-38	Milan Creighton	16-26-4	1979	Larry Wilson	2-1-0			
1939	Ernie Nevers	1-10-0	1980-85	Jim Hanifan	39-50-1			
1940-42	Jimmy Conzelman	8-22-3	1986-89	Gene Stallings+++	23-34-1			
1943-45	Phil Handler**	1-29-0	1989	Hank Kuhlmann	0-5			
1946-48	Jimmy Conzelman	27-10-0	1990-93	Joe Bugel	20-44			
1949	Phil Handler	2-4-0	1994-95	Buddy Ryan	12-20			
	Buddy Parker***		1996-2000	Vince Tobin^	29-44			
1949	Buddy Parker	4-1-1	2000-03	Dave McGinnis^^	17-40			
1950-51	Earl "Curly" Lambeau	8-16-0	2004-06	Dennis Green	16-32			
* Resigned after one game in 1931			**** Resigned after 12 games in 1961			^^ Released after seven games in 2000		
** Co-coach with Walt Kiesling of 1944 Card-Pitt. team			+++ Co-head coaches for final two games in 1961			^^ Interim head coach for eight games in 2000; named permanent head coach prior to season finale		
*** Co-head coaches for first six games in 1949			++ Released after 13 games in 1979					
			+++ Released after 11 games in 1989					

ASSISTANT COACHES (1936-2017)

A		Aiken Ron	Defensive Line	2007-12
		Allen, Terry	Bill Bidwill Fellowship/RBs.	2017-
		Alosi, Pete	Asst. Strength & Conditioning	2010-14
		Atkins, Bill	Defensive Secondary	1980-81
		Atkins, Dave	Offensive Coordinator	1994-95
		Austin, Bill	Offensive Line/Running Game	1972
		Austin, Teryl	Defensive Backs	2007-09
B		Banker, Chuck	Offensive Backfield	1985
			Special Teams/Defensive Assistant	1983-84
			Special Teams	1980-82
		Bennett, Leeman	Offensive Backs	1970-71
		Bettcher, James	Defensive Coordinator	2015-17
			Outside Linebackers	2013-14
		Bettis, Tom	Defensive Coordinator	1978-84
		Blevins, Anthony	Coaching Assistant/Special Teams	2013-17
		Blue, Ken	Linebackers	1970
		Bowles, Todd	Defensive Coordinator	2013-14
		Braden, Marv	Special Teams	1986-89
		Bresnahan, Tom	Offensive Line	1986-88
		Brooks, Dan	Special Assignments	1977
		Brooks, Larry	Defensive Line	2006
		Brown, Don	Flexibility and Strength	1979-84
		Buckner, Brentson	Defensive Line	2013-17
		Bush, Frank	Asst. Head Coach/Linebackers	2004-06
C		Caldwell, Mike	Linebackers	2013-14
		Capretta, Ryan	Asst. Strength and Conditioning	2003-2005
		Carpenter, Lew	Offensive Coordinator/Receivers	1971-72
		Carthon, Maurice	Running Backs	2007-08
		Caruthers, LeBaron	Strength and Conditioning	1986-89
		Cavanaugh, Matt	Quarterbacks	1995
		Champion, Jim	Defensive Line	1966, 1974-75
		Chiurco, Mike	Defensive Asst./Asst. DBs	2015-17
		Christophel, Rick	Tight Ends	2013-17
		Chryst, Geep	Quarterbacks	1998, 2001-03
			Tight Ends/Quality Control	1996-97
		Cioffi, Louie	Defensive Backs	2011-12
		Clark, Sam	Intern	1991-92
		Cochran, Red	Offensive Backs	1968-69
		Cottrell, Ted	Linebackers	1994
			Defensive Line	1990-93
		Courtright, Rick	Defensive Quality Control/Asst. Secondary	2004-10
		Curzi, Jim	Strength	1976
D		Daddio, Bill	Assistant Coach	1952
		Davis, Bill	Linebackers/Defensive Coordinator	2007-10
		Devlin, Mike	Asst. Off. Line/Off. Quality Control	2000-03
		Dewell, Billy	Ends	1950
		Diaz-Infante, David	Offensive Assistant	2013-14
		Douglas, Otis	Line	1955
		Dowhower, Rod	Offensive Coordinator	1983-84
			Quarterbacks and Receivers	1973
		Drake, Darryl	Wide Receivers	2013-17
		Drulis, Chuck	Defensive Coordinator/Linebackers	1972
			Defensive Backs	1971
			Defensive Coach	1962-70
			Assistant Coach	1958-61
			Defensive Line	1956-57
E		Elliott, Pete	Offensive Backfield	1978
		Evans, Dick	Assistant Coach	1952
		Everest, Al	Special Teams	1996-99
F		Fassel, Jim	Offensive Coordinator	1996
		Feldman, Rudy	Linebackers	1982-85
		Feldman, Rudy	Defensive Line	1978-81
		FitzGerald, Jeff	Linebackers	2001-03
			Quality Control	2000
		Foot, Larry	Linebackers	2018-
			Inside Linebackers	2015-17
		Ford, Robert	Wide Receivers	2004
		Forzano, Rick	Offensive Backs/Game Scouting	1966-67
G		Galbraith, Marty	Tight Ends	2003
		Gallagher, Dick	Ends	1953
		Garrett, John	Quarterbacks	1999-2000
		Garver, Kevin	Wide Receivers	2018-
			Offensive Asst./Asst. WRs	2013-17
		Gibbs, Joe	Offensive Backs	1973-77
		Gilmer, Harry	Quarterbacks	1967-69, 81-82
			Quarterbacks and Receivers	1975-80
		Glick, Fred	Defensive Secondary	1978-79
		Godette, Cary	Defensive Line Assistant	2003
		Goldberg, Marshall	Assistant Coach/Chief Scout	1949
		Goodwin, Harold	Offensive Coordinator	2013-17
		Greene, Joe	Defensive Line	1996-2003
		Grimm, Chad	Offensive Quality Control	2009-12
		Grimm, Russ	Asst. Head Coach/Offensive Line/Run Game Coordinator	2007-12
H		Haley, Todd	Offensive Coordinator	2007-08
		Hall, Sid	Linebackers	1974-75
			Defensive Line	1973
		Hammond, Bobby	Running Backs	1990-91
		Handler, Phil	Line	1946-48, 50-51
			Assistant Coach	1936-42
		Hanifan, Jim	Offensive Line	1973-78
		Hargrave, Carl	Offensive Consultant	2004
			Tight Ends	2005-06
		Heiden, Steve	Assistant Offensive Line	2018-
			Asst. Special Teams/Asst. Tight Ends	2013-17
		Henderson, Donnie	Defensive Backs	2010



Henke, Ed	Player-Coach (Defensive Line)	1963
Hoener, Pete	Offensive Line	2003
	Tight Ends	2001-02
	Tight Ends	1985-86
Horton, Ray	Defensive Coordinator	2011-12
I		
Isbell, Cecil	Backfield	1950-51
J		
Jackson, Bobby	Running Backs	1992-93
Jamieson, Dick	Offensive Coordinator	1985, 1997
	Offensive Backfield	1980-84
Johnson, Jim	Defensive Backs	1990-93
	Defensive Line	1986-89
Jones, Amos	Special Teams Coordinator	2013-17
Jones, Ronnie	Defensive Coordinator	1994-95
Jorge, Ernie	Line	1953-54
K		
Keane, Tom	Assistant Coach	1957
Kellison, John	Assistant Coach/Talent Scout	1955-56
Khayat, Bill	Offensive Quality Control	2004-06
Kingdom, Roger	Asst. Strength and Conditioning	2014-17
Kirkland, Levon	Bill Bidwell Fellowship/OLBs	2015-16
Kitchens, Freddie	TEs/QBs/RBs	2007-17
Kruczek, Mike	Quarterbacks	2004-06
Kuhlmann, Hank	Special Teams	2000-03
	Tight Ends	1998-99
	Running Backs	1986-89
Kwan, Stan	Sp. Teams Asst./Def. Quality Control	2001-03
L		
Lanham, Paul	Special Teams	1972
Lawrence, Daryl	Asst. Strength and Conditioning	2004-06
Lawrence, Don	Tight Ends	2000
Leach, Bob	Defensive Line	1971-72
Leftwich, Byron	Quarterbacks	2017-
Lemmy, Wally	Assistant Coach	1956, 1959
Lindsay, Everett	Offensive Line	2004-05
Loney, Steve	Offensive Assistant/Offensive Line	1993, 2006
Lott, John	Strength & Conditioning	2007-13
Lovatt, Tom	Offensive Line	1980-84, 1990-91
M		
Marmie, Larry	Defensive Coordinator	2001-03
	Defensive Backs	1996-2000
Martinez, George	Running Backs	1995
	Quality Control	1994
Matsko, John	Offensive Line	1992-93
Mauck, Carl	Offensive Line	1996-97
McDaniel, LeCharles	Wide Receivers	1993
McGinnis, Dave	Defensive Coordinator	1996-2000
McLaughlin, Leon	Special Assistant/Quality Control	1986-89
	Special Assistant to the Head Coach	1980-85
	Special Assistant	1979
McMillan, Ernie	Offensive Line	1985
McNulty, John	Quarterbacks/Wide Receivers	2009-12
Miller, Chris	Quarterbacks	2009-11
Miller, Mike	Wide Receivers/Passing Game Coordinator / Offensive Coordinator	2007-12
Miller, Red	Offensive Line	1966-70
Milus, Ron	Defensive Backs	2003
Mitchell, Stump	Running Backs	2013-16
Modkins, Curtis	Running Backs	2009
Moore, Mal.	Wide Receivers	1986-89
Moore, Tom	Assistant Head Coach/Offense	2013-17
Morris, Buddy	Strength & Conditioning	2014-
Morriss, Guy	Offensive Line Assistant	1994
Muha, Joe	Backfield	1954
Murphy, Mike	Inside Linebackers/Quality Control	1991-93
	Defensive Assistant/Quality Control	1990
N		
Neal, Dan	Offensive Line	1994-95
Nixon, Mike	Assistant Coach	1952
Nowaskey, Bob	Ends	1954-57, 1956
O		
O'Dea, Kevin	Special Teams	2004-05
Olson, Rich	Offensive Coordinator	2001-02
P		
Parker, Buddy	Special Assistant	1978
	Assistant Coach	1943, 1945-48
Pascale, Joe	Linebackers	1986-89
	Outside Linebackers	1991-93
	Defensive Coordinator	1990
Pendergast, Clancy	Defensive Coordinator	2004-08
Peters, Floyd	Assistant Head Coach/Defense	1982-85
Pires, Glenn	Linebackers	1996-2000
Pirotti, Anthony	Asst. Strength & Conditioning	2016-17
Plasman, Dick	Assistant Coach	1947-49
Plumb, Ted	Receivers/Tight Ends	1994-95
	Tight Ends	1993
	Wide Receivers	1990-92

Pollard, Deek	Defensive Line	2004-05
Polsoot, Fran	Wide Receivers	1962-67
Pratt, Tom	Pass Rush Specialist	2013-17
Prochaska, Ray	Offensive Line	1962-65
	Assistant Coach	1958-61
Putnam, Duane	Offensive Line	1979-80

R

Raich, Matt	Defensive Assistant/Linebackers	2007-12
Ramsey, Buster	Player-Coach (Defense)	1951
Ramsey, Kevin	Defensive Backs	2001-02
Rapone, Nick	Defensive Backs	2013-17
Rapp, Vic	Wide Receivers	1996-2000
Reich, Frank	Wide Receivers	2012
Renfro, Mel	Defensive Backs	1986-87
Rhyme, Jerry	Defensive Coordinator	1990-93
Richards, Ray	Assistant Coach	1954
Roberts, Al	Special Teams	1994-95
Robinson, Tommie	Running Backs	2010-12
Rodriguez, Pete	Special Teams	1990-93
Rogucki, Bob	Strength and Conditioning	1990-2003
Rolland, Johnny	Running Backs	1997-2003
Ross, Kevin	Cornerbacks	2013-17
Rutledge, Keith	Offensive Coordinator	2005-06
Rutledge, Jeff	Quarterbacks	2007-08
Ryan, Rex	Linebackers	1995
	Defensive Line	1994
Ryan, Rob	Defensive Backs	1994-95

S

Sanders, Bob	Linebackers	2015-17
Schlinkman, Walt	Defensive Backs	1964
	Assistant Coach	1959
Sevier, Wayne	Special Assignments	1974-75
Shipp, Ken	Receivers/Game Scouting	1968-70
Shofner, Jim	Offensive Coordinator	1986-89
Shroyer, Don	Linebackers	1966-69
	Defensive Backs	1963
	Offensive Backs	1962
Shurmur, Fritz	Defensive Coordinator	1991-93
Simpson, Jackie	Defensive Backs	1973
Skipper, Jim	Running Backs	1996
Slowik, Ryan	Outside Linebackers/Def. Quality Control / Defensive Asst./Asst. Defensive Backs	2009-14
Smith, Jerry	Special Teams	1985
Solari, Mike	Offensive Line	1989
Solomon, Richard	Defensive Backs	2004-06
Spencer, Joe	Offensive Line	1971
Spencer, Kevin	Special Teams	2007-12
Stanley, Skip	Backfield	1963
Stanley, Jim	Defensive Line	1995
Stuber, Abe	Assistant/Talent Scout	1965-67
	Assistant Coach	1958
Sullivan, Jerry	Offensive Coordinator	2003
	Wide Receivers	2001-02
Sweeney, Jim	Offensive Backfield	1979

T

Thurman, Dennis	Defensive Backs	1988-89
Thompson, Jerry	Special Teams	1978-79
Thompson, Tommy	Backfield	1955
Thomas, Emmitt	Receivers	1981-85
Thornton, Bill	Running Backs	1972
Tolbert, Tyke	Wide Receivers	2003
Townsend, Deshea	Asst. Defensive Backs	2011-12
Trestman, Marc	Offensive Coordinator	1998-2000
Trippi, Charley	Offensive Backs	1963-65
	Assistant Coach	1956-57

V

Van Zandt, Lance	Defensive Backfield	1985
Versaci, Tony	Special Teams/Special Assignments	1971
Voris, Dick	Defensive Coordinator/Linebackers	1971
	Defensive Line	1968-70

W

Walsh, Charles	Assistant Coach	1940-41
Ward, Dedric	Offensive Quality Control	2007-08
Warhop, George	Offensive Line	1998-02
Weber, Chuck	Defensive Backs	1976-77
Wetzel, Steve	Strength and Conditioning	2004-06
Willsley, Ray	Defensive Coordinator	1973-77
	Assistant Coach	1960-61
Wilson, Kirby	Running Backs	2004-06
Wilson, Larry	Player-Coach (Defensive Backs)	1972
Wilson, Mike	Tight Ends	2004
	Wide Receivers	2005-06
Wood, Alex	Offensive Coordinator	2004
Wylie, Bob	Offensive Line	2004

Z

Zapalac, Willie	Defensive Line	1976-77
Zauner, Gary	Special Teams	2006
Zierlein, Larry	Assistant Offensive Line	2013-17



CARDINALS RING OF HONOR



ERNIE NEVERS

Pro Football Hall of Fame Class of 1963

Fullback 6-0, 204 (Stanford)

1926-27 Duluth Eskimos, 1929-31 Chicago Cardinals

Ernest Alonzo Nevers ... Stanford all-America, 1925 Rose Bowl hero ... Lured from pro baseball career by Eskimos ... Truly a do-everything iron man, playing 1,714 of 1,740 minutes in 29-game 1926 season ... Missed 1928 with injuries, returned with Cardinals, 1929 ... Scored NFL-record 40 points (six touchdowns, four conversions) in one game against Bears on Thanksgiving Day, 1929 ... All-league all five NFL seasons ... Player-coach one year in Duluth, two in Chicago ... Born June 11, 1903 in Willow River, Minnesota ... Died May 3, 1976, at age of 72 ... Inducted into ROH in 2006.



JIMMY CONZELMAN

Pro Football Hall of Fame Class of 1964

Quarterback 6-0, 175 Coach-Owner (Washington University-St. Louis)

1920 Decatur Staleys, 1921-22 Rock Island Independents, 1922-24 Milwaukee

Badgers, 1925-26 Detroit Panthers, 1927-30 Providence Steam Roller, 1940-42, 1946-48 Chicago Cardinals

James Gleason Conzelman ... Multi-talented, athlete, editor, executive, songwriter, orator ... Began NFL career with Staleys, 1920 ... Player-coach of four NFL teams in the 1920s, including 1928 champion Providence ... Player-coach-owner of Detroit, 1925-26 ... Knee injury ended 10-year playing career, 1929 ... Coached Cardinals to 1947 NFL Championship, 1948 Western Division crown ... Born March 6, 1898 in St. Louis, Missouri ... Died July 31, 1970, at age of 72 ... Inducted into ROH in 2006.



JOHN (PADDY) DRISCOLL

Pro Football Hall of Fame Class of 1965

Quarterback 5-11, 160 (Northwestern)

1919 Hammond Pros (pre-NFL), 1920-25 Chicago Cardinals, 1926-29 Chicago Bears

John Leo Driscoll ... Triple-threat on attack, flawless on defense ... Led Cardinals to 1925 NFL Championship ... Droppicked record four field goals in one game, 1925 ... Droppicked 50-yard field goal, 1924 ... Scored 27 points in one game, 1923 ... 23 precision punts stymied Red Grange's NFL debut, 1925 ... Traded by Cardinals to Bears, 1926, to thwart signing with rival AFL ... Sparked Bears for four years ... All-NFL six times ... Born January 11, 1896, in Evanston, Illinois ... Died June 29, 1968, at age 72 ... Inducted into ROH in 2006.



CHARLES W. BIDWILL, SR.

Pro Football Hall of Fame Class of 1967

Owner-Administrator (Loyola-Chicago)

1933-1947 Chicago Cardinals

Charles W. Bidwill, Sr. ... Purchased Cardinals' franchise, 1933 ... Staunch faith in professional football stood as guiding light during dark depression years ... Dealt rival All-America Football Conference most stunning blow with \$100,000 signing of two-time Georgia all-America halfback Charley Trippi, 1947 ... Built famous "Dream Backfield" but died before it could bring him a Cardinals' championship ... Financial help saved Bears' ownership for George Halas, 1932 ... Born September 16, 1895, in Chicago, Illinois ... Died April 19, 1947, at age of 51 ... Inducted into ROH in 2006.



CHARLEY TRIPPI

Pro Football Hall of Fame Class of 1968

Halfback, Quarterback 6-0, 186 (Georgia)

1947-1955 Chicago Cardinals

Charles Louis Trippi ... Cards' No. 1 future draft pick, 1945 ... Georgia all-America, 1946 ... Played in four Chicago All-Star games as collegian ... \$100,000 signee during AAFC-NFL war, 1947 ... Final link in Cards' famed "Dream Backfield" ... Scored two touchdowns in 1947 NFL Championship Game as Cardinals defeated Philadelphia 28-21 ... All-NFL, 1948 ... Extremely versatile—played halfback five years, quarterback two years, defense two years ... Gained nearly 10,000 yards and accounted for 53 touchdowns during Cardinal career ... Born December 14, 1922 in Pittston, Pennsylvania ... Inducted into ROH in 2006.



OLLIE MATSON

Pro Football Hall of Fame Class of 1972

Halfback 6-2, 220 (San Francisco)

1952, 1954-58 Chicago Cardinals, 1959-62 Los Angeles Rams, 1963 Detroit Lions, 1964-66 Philadelphia Eagles

Ollie Genoa Matson ... San Francisco all-America ... U.S. Olympic medalist in track, 1952 ... No. 1 draft pick, 1952 ... All-NFL 1954-57 ... In six seasons with Cards, did not miss a game ... Rushed for 3,331 yards and 24 touchdowns, caught 130 passes for 2,150 yards and 24 touchdowns ... Added nine touchdowns on kick returns ... Traded to Rams for nine players, 1959 ... Career ledger: 12,844 combined yards, 5,173 yards rushing, 222 receptions, 438 points ... Elected to six Pro Bowls ... MVP in 1956 Pro Bowl ... Born May 1, 1930 in Trinity, Texas ... Inducted into ROH in 2006.



DICK (NIGHT TRAIN) LANE

Pro Football Hall of Fame Class of 1974

Cornerback 6-1, 194 (Scottsbluff - NE Junior College)

1952-53 Los Angeles Rams, 1954-59 Chicago Cardinals, 1960-65 Detroit Lions

Richard Lane ... Joined Rams as free agent after four years in Army ... Set NFL interceptions record (14) as rookie, 1952 ... All-NFL six years ... Named to seven Pro Bowls ... Selected all-time NFL cornerback, 1969 ... Career interception record: 68 for 1,207 yards, five touchdowns ... Averaged more than 20 yards on 30 interception returns for Cardinals, 1960-65 ... Gambler on field, spectacular playmaker ... Deadly open-field tackler ... Very fast, agile, aggressive ... Born April 16, 1928 in Austin, Texas ... Died January 29, 2002, at age of 73 ... Inducted into ROH in 2006.



MARSHALL GOLDBERG

Halfback, Defensive Back 5-11, 190 (Pittsburgh)

1939-1948 Chicago Cardinals

Marshall "Biggie" Goldberg ... Two-time all-America at Pittsburgh ... All-around performer starred as ball carrier, defensive back, and return specialist ... Played with Cardinals 1939-43, 1946-48 ... Earned second-team All-Pro notice in 1941 when, at midseason, led the league in rushing, punt and kickoff returns, and interceptions ... Key member of Cards' 1947 NFL Championship team ... Original member of Cards' "Dream Backfield" of Paul Chrisman, Pat Harder, Charley Trippi, Elmer Angsman, and Goldberg ... Born October 25, 1917 in Elkins, West Virginia ... Died April 3, 2006, at age of 88 ... Inducted into ROH in 2006.



DAN DIERDORF

Pro Football Hall of Fame Class of 1996

Tackle 6-3, 275 (Michigan)

1971-1983 St. Louis Cardinals

Daniel Lee Dierdorf ... No. 2 draft pick, 1971 ... Michigan all-America ... Possessed size, speed, quickness, discipline, intelligence, consistency ... Equally effective as pass protector, run blocker ... Right tackle, anchored offensive line which led the NFL three years, NFC five years in fewest quarterback sacks allowed ... All-Pro five times, played in six Pro Bowls ... Named best blocker three years by NFL Players Association ... Born June 19, 1949 in Canton, Ohio ... Inducted into ROH in 2006.



PAT TILLMAN

Safety 5-11, 202 (Arizona State)

1998-2001 Arizona Cardinals

Patrick Tillman ... Seventh round selection (226th overall) in 1998 NFL Draft out of Arizona State ... Former college linebacker converted to safety ... Was a fierce competitor who defied odds to become a three-year starting safety that set a franchise single-season record with 224 tackles in 2000 ... Finished four-year career with 478 tackles (247 solos) ... Tillman turned down a three-year contract and left the Cardinals prior to the 2002 season to enlist in the U.S. Army and become a member of the elite Army Ranger unit ... He was killed in action on April 22, 2004 in Afghanistan ... His jersey #40 became the fifth retired number in team history ... Born November 6, 1976 in Fremont, California ... Inducted into ROH in 2006.



LARRY WILSON

Pro Football Hall of Fame Class of 1978

Free Safety 6-0, 190 (Utah)

1960-1972 St. Louis Cardinals

Lawrence Frank Wilson ... Two-way star at Utah, No. 7 draft pick, 1960 ... Cat-like defender, exceptional team leader ... Became NFL's top free safety, made "safety blitz" famous ... All-NFL six times, played in eight Pro Bowls ... Interceptions in seven straight games, led NFL with 10 thefts, 1966 ... In 1965 vs. Pittsburgh, with casts on two broken hands, intercepted a pass to set up go-ahead touchdown in 21-17 victory ... 52 career interceptions, 800 return yards, five touchdowns ... Career as Cardinal stretched from 1960 rookie season through retirement as team vice president in 2003 ... Born May 24, 1938, in Rigby, Idaho ... Inducted into ROH in 2006.



ROGER WEHRLI

Pro Football Hall of Fame Class of 2007

Cornerback 6-0, 190 (Missouri)

1969-1982 St. Louis Cardinals

Roger Russel Wehrli ... Missouri all-America and Cardinals' first-round draft choice in 1969 ... Day-one starter as a rookie ... Flawless technician in pass coverage ... Appeared in 193 games and amassed 40 career interceptions, franchise record-tying 19 fumble recoveries ... Named to NFL's All-Decade Team of the 1970s ... Selected to seven Pro Bowls, named All-Pro five times ... Defensive cornerstone for the exciting Cardinals teams of the mid-70s that forged a three-year record of 31-11 (10-4, 11-3, 10-4) from 1974-76 ... Born November 26, 1947 in New Point, Missouri ... Inducted into ROH in 2007.



AENEAS WILLIAMS

Pro Football Hall of Fame Class of 2014
Cornerback 5-11, 200 (Southern)

1991-2000 Arizona Cardinals, 2001-04 St. Louis Rams

Aeneas Demetrius Williams ... Third round selection (59th overall) in the 1991 NFL Draft out of Southern University ... Played in every game as a Cardinal, including 157 consecutive starts ... Named to NFL team of the 1990's ... Was a six-time Pro Bowler (1994-99), including the first four as a starter ... Held or shared the NFC interception lead among cornerbacks three-times (1991-4, 1994-9, 1997-4) ... Seven-time Cardinal interceptions leader or co-leader 1991, '94-97, '99-00) ... Second on Cards all-time interception list with 46 ... Holds franchise record with six career interception returns for touchdowns ... Born January 29, 1968 in New Orleans, Louisiana ... Inducted into ROH in 2008.



KURT WARNER

Pro Football Hall of Fame Class of 2017

Quarterback 6-2, 214 (Northern Iowa)

1998-03 St. Louis Rams, 2004 New York Giants, 2005-09 Arizona Cardinals

Kurtis Eugene Warner ... Author of one of the NFL's most unique success stories, went undrafted after attending college at Northern Iowa and went on to a Hall of Fame career following a three-year stint in the Arena Football League ... Played for the Cardinals from 2005-09, leading the team to back-to-back division titles in 2008 and '09 and the franchise's first-ever Super Bowl appearance (2008) ... In 2008, set franchise single-season records for pass attempts (598), completions (401), completion percentage (67.1%), passer rating (96.9, since broken) and TD passes (30, since broken) ... One of just three QBs in NFL history (Peyton Manning and Craig Morton) to take two different teams to the Super Bowl ... One of the greatest postseason performers in NFL history, Warner owns three of the top-six passing totals in Super Bowl history ... Born June 22, 1971 in Burlington, Iowa ... Inducted into ROH in 2014.



ADRIAN WILSON

Safety 6-3, 230 (North Carolina State)

2001-12 Arizona Cardinals

Adrian Lemar Wilson ... Third round selection (64th overall) in the 2001 NFL Draft out of North Carolina State University ... A five-time Pro Bowl selection and three-time All-Pro selection, played in 181 games (162 starts) with the Cardinals and finished his career with 987 tackles, 25.5 sacks, 27 INTs, 106 passes defended, 15 forced fumbles, eight fumble recoveries and four touchdowns ... Five-time team captain and one of just six players in NFL history with at least 25 sacks and 25 INTs ... His eight sacks in 2005 remain and NFL single-season record for a defensive back ... Born October 12, 1979 in High Point, North Carolina ... Inducted into the ROH in 2015.



ROY GREEN

Wide Receiver, Defensive Back 6-0, 195 (Henderson State)

1979-87 St. Louis Cardinals, 1988-90 Phoenix Cardinals, 1991-92 Philadelphia Eagles

Roy Calvin Green ... NAIA All-American at Henderson State and the Cardinals fourth round selection (89th overall) in the 1979 NFL Draft ... Two-time Pro Bowler and two-time first-team All-Pro selection, played 168 games (127 starts) with the Cardinals while starring on offense, defense and special teams ... Finished his Cardinals career with 522 receptions for 8,496 yards and 66 touchdowns ... Returned 84 kickoffs for 1,932 yards (23.0 average) and one touchdown, had 27 punt returns for 230 yards and one touchdown and had 140 yards and one touchdown on 23 rushes ... Also played defensive back with the Cards and had four interceptions and four fumble recoveries ... Ranks second in Cardinals history in career touchdowns (69), third in all-purpose yards (10,798) and his 26 touchdowns scored between 1983-84 are the most by any player in franchise history over a two-year span ... Born June 30, 1957 in Magnolia, Arkansas ... Inducted into the ROH in 2016.



JIM HART

Quarterback 6-2, 206 (Southern Illinois)

1966-83 St. Louis Cardinals, 1984 Washington Redskins

James Warren Hart ... Played 18 of his 19 NFL seasons with the Cardinals after joining the team as an undrafted rookie free agent out of Southern Illinois in 1966 ... Selected to four consecutive Pro Bowls (1974-77) and named NFC Player of the Year in 1974 ... Established franchise records for attempts (5,069), completions (2,590), passing yards (34,639), passing touchdowns (209) and wins by a quarterback (87) ... Played 199 games for the Cardinals, more than all but two players in franchise history - Jim Bakken (234) and Larry Fitzgerald (218) ... One of six players in NFL history to have spent 18 or more seasons with one club and the only player in Cardinals history to have accomplished that feat ... Led team to back-to-back division titles (1974-75) and directed 10 game-winning drives during the 'Cardiac Cards' three consecutive 10-win seasons (1974-76) ... Born April 29, 1944 in Evanston, Illinois ... Inducted into the ROH in 2017.



PRO BOWL SELECTIONS BY YEAR

(Year represents the season for which they were selected, not the year the game was played)

1938	..	Gaynell Tinsley, E	1977	..	Tom Banks, C; Conrad Dobler, G; Dan Dierdorf, T; Mel Gray, WR; Jim Hart, QB; Terry Metcalf, RB; Roger Wehrli, CB
1939	..	Tony Blazine, T; Phil Dougherty, C; Jimmy Lawrence, HB; Bill Smith, E	1978	..	Tom Banks, C; Dan Dierdorf, T; Bob Young, G
1940	..	Ki Aldrich, C; John Shirk, E	1979	..	Ottis Anderson, RB; Roger Wehrli, CB; Bob Young, G
1941	..	Ray Apolskis, C; Bill Dewell, E; Joe Kuharich, G	1980	..	Ottis Anderson, RB; Dan Dierdorf, T; Pat Tilley, WR*
1942	..	Frank Ivy, E	1983	..	Carl Birdsong, P; Roy Green, WR
1950	..	Elmer Angsman, HB; Bob Dove, E; Bill Fischer, G; Pat Harder, FB; Jim Hardy, QB; Bob Shaw, E	1984	..	Roy Green, WR; E.J. Junior, ILB; Neil Lomax, QB
1951	..	Bill Fischer, G; Fran Poltfoot, E; Tom Wham, E	1985	..	E.J. Junior, ILB
1952	..	Bill Fischer, G; Ollie Matson, HB; Charley Trippi, QB-HB	1986	..	Vai Sikahema, PR; Ron Wolfley, ST
1953	..	Johnny Olszewski, FB; Don Paul, HB-S; Bill Svoboda, HB; Charley Trippi, QB-HB	1987	..	Neil Lomax, QB; Luis Sharpe, T; Vai Sikahema, KR; Ron Wolfley, ST
1954	..	Jerry Groom, T; Dick Lane, DB; Ollie Matson, HB	1988	..	Luis Sharpe, T; Ron Wolfley, ST; J.T. Smith, WR
1955	..	Dick Lane, DB; Ollie Matson, HB; Jerry Olszewski, FB; Fred Wallner, G	1989	..	Rich Camarillo, P; Tim McDonald, SS; Luis Sharpe, T; Ron Wolfley, ST
1956	..	Lindon Crow, DB; Ollie Matson, HB; Dick Lane, DB; Leo Sanford, LB-C; Jack Simmons, C	1990	..	Johnny Johnson, RB
1957	..	Lindon Crow, DB; Ollie Matson, HB; Leo Sanford, LB-C	1991	..	Rich Camarillo, P; Tim McDonald, SS*
1958	..	Dick Lane, DB; Ollie Matson, HB; Gern Nagler, E; Leo Sugar, DE	1992	..	Johnny Bailey, KR; Rich Camarillo, P; Robert Massey, CB; Tim McDonald, SS
1959	..	John David Crow, HB; Frank Fuller, T; Jerry Norton, S; Ken Panfil, T	1993	..	Rich Camarillo, P
1960	..	John David Crow, HB; Jimmy Hill, DB; Leo Sugar, DE; Jerry Norton, S; Sonny Randle, SE	1994	..	Aeneas Williams, CB; Seth Joyner, OLB
1961	..	Ken Gray, G; Jimmy Hill, DB; Jerry Norton, S; Sonny Randle, SE; Billy Stacy, DB	1995	..	Aeneas Williams, CB; Eric Swann, DT; Larry Centers, FB; Jeff Feagles, P
1962	..	John David Crow, HB; Jimmy Hill, DB; Bill Koman, DE; Sonny Randle, SE; Larry Wilson, S	1996	..	Lomas Brown, T; Larry Centers, FB; Eric Swann, DT; Aeneas Williams, CB
1963	..	Bob DeMarco, C; Ken Gray, G; Charley Johnson, QB; Dale Meinert, LB; Larry Wilson, S	1997	..	Rob Moore, WR; Aeneas Williams, CB
1964	..	Bobby Joe Conrad, FL; Pat Fischer, CB; Irv Goode, G; Ken Gray, G; Bill Koman, DE	1998	..	Aeneas Williams, CB
1965	..	Jim Bakken, K; Bob DeMarco, C; Pat Fischer, CB; Ernie McMillan, T; Dale Meinert, LB; Sonny Randle, SE; Sam Silas, DT; Larry Wilson, S	1999	..	Simeon Rice, DE; Aeneas Williams, CB
1966	..	Ken Gray, G; Bob Reynolds, T; Joe Robb, DE; Johnny Roland, HB; Jackie Smith, TE; Jerry Stovall, DB; Chuck Walker, DT; Larry Wilson, S	2000	..	Scott Player, P
1967	..	Jim Bakken, K; Ken Gray, G; Bob DeMarco, C; Irv Goode, G; Ernie McMillan, T; Dale Meinert, LB; Johnny Roland, HB*	2001	..	David Boston, WR
1968	..	Don Brumm, DE; Ken Gray, G; Bob Reynolds, T; Bob Rowe, DT; Jackie Smith, TE; Larry Wilson, S	2003	..	Anquan Boldin, WR
1969	..	Ernie McMillan, T; Bob Reynolds, T; Jackie Smith, TE; Jerry Stovall, DB; Larry Wilson, S	2004	..	Bertrand Berry, DE
1970	..	MacArthur Lane, RB; Ernie McMillan, T; Jackie Smith, TE; Larry Stallings, LB; Roger Wehrli, DB; Larry Wilson, DB	2005	..	Larry Fitzgerald, WR; Neil Rackers, K
1971	..	Roger Wehrli, DB	2006	..	Anquan Boldin, WR; Adrian Wilson, SS
1974	..	Dan Dierdorf, T; Mel Gray, WR; Jim Hart, QB; Terry Metcalf, RB; Roger Wehrli, CB	2007	..	Darnell Dockett, DT; Larry Fitzgerald, WR
1975	..	Jim Bakken, K; Tom Banks, C; Dan Dierdorf, T; Conrad Dobler, G; Mel Gray, WR; Jim Hart, QB; Terry Metcalf, RB; Jim Otis, RB; Roger Wehrli, CB	2008	..	Anquan Boldin, WR; Larry Fitzgerald, WR; Sean Morey, ST; Kurt Warner, QB; Adrian Wilson, SS
1976	..	Jim Bakken, K; Tom Banks, C; Leo Brooks, DT; Dan Dierdorf, T; Conrad Dobler, G; Mel Gray, WR; Jim Hart, QB; Roger Wehrli, CB	2009	..	Darnell Dockett, DT; Larry Fitzgerald, WR; Dominique Rodgers-Cromartie, CB; Antrel Rolle, FS; Adrian Wilson, SS
			2010	..	Darnell Dockett, DT; Larry Fitzgerald, WR; Adrian Wilson, SS
			2011	..	Larry Fitzgerald, WR; Patrick Peterson, KR; Adrian Wilson, SS
			2012	..	Larry Fitzgerald, WR; Patrick Peterson, CB; Daryl Washington, LB
			2013	..	John Abraham, LB; Justin Bethel, ST; Larry Fitzgerald, WR; Patrick Peterson, CB
			2014	..	Justin Bethel, ST; Calais Campbell, DE; Antonio Cromartie, CB; Patrick Peterson, CB
			2015	..	Justin Bethel, ST; Calais Campbell, DT; Larry Fitzgerald, WR; Mike Iupati, G; Tyrann Mathieu, S; Carson Palmer, QB; Patrick Peterson, CB
			2016	..	Larry Fitzgerald, WR; David Johnson, RB; Patrick Peterson, CB
			2017	..	Budda Baker, ST; Larry Fitzgerald, WR; Chandler Jones, LB; Patrick Peterson, CB

YEAR-BY-YEAR LEAGUE OFFENSIVE RANKINGS SINCE 1970 MERGER

Year	Total	Rush	Pass	Year	Total	Rush	Pass
2017	22	30	15	1993	8	11	9
2016	9	18	9	1992	17	26	13
2015	1	8	2	1991	27	26	26
2014	24	31	14	1990	18	12	19
2013	12	23	13	1989	25	26	15
2012	32	32	28	1988	4	13	5
2011	19	24	17	1987	6	15	6
2010	31	32	31	1986	26	14	22
2009	14	28	12	1985	17	15	18
2008	4	32	2	1984	3	9	3
2007	12	29	5	1983	17	7	24
2006	18	30	10	1982	23	7	26
2005	8	32	1	1981	19	9	22
2004	27	22	24	1980	22	9	25
2003	27	29	23	1979	10	3	20
2002	27	15	29	1978	7	25	4
2001	18	27	13	1977	7	12	2
2000	24	27	17	1976	3	8	5
1999	29	29	27	1975	5t	6	6
1998	13	21	8	1974	10	13	7
1997	24	30	10	1973	12	22	5
1996	13	25	6	1972	25	26	18t
1995	24	29	17	1971	14	21	5
1994	25	17	21	1970	3	6	9



ALPHABETICAL PRO BOWLERS

Name	Pos	Selections	Year	Name	Pos	Selections	Year
John Abraham	LB	1	2013	Neil Lomax	QB	2	1984, 1987
Ki Aldrich	C	1	1940	Robert Massey	CB	1	1992
Ottis Anderson	RB	2	1979-80	Tyrann Mathieu	S	1	2015*
Elmer Angsman	HB	1	1950	Ollie Matson	HB	6	1952, 1954-58
Ray Apolakis	C	1	1941	Tim McDonald	S	3	1989, 1991*, 1992
Johnny Bailey	KR	1	1992	Eric McMillan	T	4	1965, 1967, 1969-70
Budda Baker	ST	1	2017	Dale Meinert	LB	3	1963, 1965, 1967
Jim Bakken	K	4	1965, 1967, 1975-76	Terry Metcalf	RB	3	1974-75, 1977
Tom Banks	C	4	1975-78	Rob Moore	WR	1	1997
Bertrand Berry	DE	1	2004	Sean Morey	ST	1	2008
Justin Bethel	ST	3	2013-15	Gern Nagler	E	1	1958
Carl Birdsong	P	1	1983	Jerry Norton	S	3	1959-61
Tony Blazine	T	1	1939	Johnny Olszewski	FB	2	1953, 1955
Anquan Boldin	WR	3	2003, 2006, 2008	Jim Otis	RB	1	1975
David Boston	WR	1	2001	Carson Palmer	QB	1	2015*
Leo Brooks	DT	1	1976	Ken Panfil	T	1	1959
Lomas Brown	T	1	1996	Don Paul	HB-S	1	1953
Don Brumm	DE	1	1968	Patrick Peterson	KR/CB	7	2011-14, 15*, 16-17
Rich Camarillo	P	4	1989, 1991-93	Scott Player	F	1	2000
Calais Campbell	DE/DT	2	2014-2015	Frank Poliffoot	E	1	1951
Cary Centers	FB	2	1995*, 1996	Neil Rackers	K	1	2005
Bobby Joe Conrad	FL	1	1964*	Sonny Randle	SE	4	1960-62, 1965
Antonio Cromartie	CB	1	2014	Bob Reynolds	T	3	1966, 1968-69
John David Crow	HB	3	1959-60, 1962	Simeon Rice	DE	1	1999
Lindon Crow	DB	2	1956-57	Joe Robb	DE	1	1966
Bob DeMarco	C	3	1963, 1965, 1967*	Dominique Rodgers-Cromartie	CB	1	2009*
Bill Dewell	E	1	1941	Johnny Roland	HB	2	1966, 1967*
Dan Dierdorf	T	6	1974-78, 1980	Antrel Rolle	FS	1	2009
Conrad Dobler	G	3	1975-77	Bob Rowe	DT	1	1968
Darnell Dockett	DT	3	2007, 2009-10	Leo Sanford	LB-C	2	1956-57
Phil Dougherty	C	1	1939	Luis Sharpe	T	3	1987-89
Bob Dove	E	1	1950	Bob Shaw	E	1	1950
Jeff Feagles	P	1	1995	John Shirk	E	1	1940
Bill Fischer	G	3	1950-52	Vai Sikaheama	KR	2	1986-87
Pat Fischer	CB	2	1964-65	Sam Silas	DT	1	1965
Larry Fitzgerald	WR	11	2005, 07-08, 09*, 10-13, 15-17*	Jack Simmons	C	1	1956
Frank Fuller	T	1	1959	Bill Smith	E	1	1939
Irv Goode	G	2	1964, 1967	J.T. Smith	KR-WR	1	1988
Ken Gray	G	6	1961, 1963-64, 1966-68	Jackie Smith	TE	5	1966-70
Mel Gray	WR	4	1974-77	Billy Stacy	DB	1	1961
Roy Green	WR	2	1983-84	Larry Stallings	LB	1	1970
Jerry Groom	T	1	1954	Jerry Stovall	DB	3	1966-67, 1969
Pat Harder	FB	1	1950	Leo Sugar	DE	2	1958, 1960
Jim Hardy	QB	1	1950	Bill Svoboda	HB	1	1953
Jim Hart	QB	4	1974-77	Eric Swann	IL	2	1995-96
Jimmy Hill	DB	3	1960-62	Pat Tilley	WR	1	1980*
Mike Iupati	G	1	2015*	Gaynell Tinsley	E	1	1938
Frank Ivy	E	1	1942	Charley Trippi	QB-HB	2	1952-53
Charley Johnson	QB	1	1963	Chuck Walker	DT	1	1966
David Johnson	RB	1	2016*	Fred Wallner	G	1	1955
Johnny Johnson	RB	1	1990	Kurt Warner	QB	1	2008
Chandler Jones	LB	1	2017	Daryl Washington	LB	1	2012
Seth Joyner	LB	1	1994	Roger Wehrli	CB	7	1970-71, 1974-77, 1979
E.J. Junior	LB	2	1984-85	Tom Wham	E	1	1951
Bill Koman	DE	2	1962, 1964	Aeneas Williams	CB	6	1994-99
Joe Kuharich	G	1	1941	Adrian Wilson	SS	5	2006, 08, 09*, 10-11
Dick Lane	DB	4	1954-56, 1958	Larry Wilson	S	8	1962-63, 1965-70
MacArthur Lane	RB	1	1970	Ron Wolfley	ST	4	1986-89
Jimmy Lawrence	HB	1	1939	Bob Young	G	2	1978-79

* Selected but did not play

Note: The year listed indicates the season for which a player was selected and not the year in which the game was played

YEAR-BY-YEAR LEAGUE DEFENSIVE RANKINGS SINCE 1970 MERGER

Year	Total	Rush	Pass	Year	Total	Rush	Pass
2017	6	6	14	1992	24	10	27
2016	2	9	4	1991	16	26	7
2015	5	6	8	1990	18	26	8
2014	24	13	29	1989	26	27	22
2013	6	1	14	1988	14	16	12
2012	12	28	5	1987	25	19	25
2011	18	21	17	1986	4	25	1
2010	29	30	23	1985	15	24	8
2009	20	17	23	1984	8	14	9
2008	19	16	22	1983	6	8	14
2007	17	9	28	1982	14t	12	7
2006	29	16	30	1981	23	25	16
2005	8	10	12	1980	19	16	20
2004	12	27	9	1979	16	14	16
2003	26	19	29	1978	13	19t	7t
2002	29	30	28	1977	24	22	26
2001	28	24	26	1976	12	12	15
2000	30	30	11	1975	18	10	24
1999	22	30	10	1974	17	15	19
1998	21	20	17	1973	26	17	26
1997	27	27	15	1972	25	20	25
1996	21	21	21	1971	20	18	21
1995	26	30	15	1970	10	16	7
1994	3	4	4				
1993	21	19	19				



ALL-TIME PLAYER OF THE WEEK SELECTIONS, 1984-2017

1984			2004		
Neil Lomax	Offensive	Oct. 7 at Dallas (Week 6)	Adrian Wilson	Defensive	Oct. 3 vs. New Orleans (Week 4)
Ottis Anderson	Offensive	Nov. 18 at N.Y. Giants (Week 12)	Neil Rackers	Special Teams	Oct. 24 vs. Seattle (Week 7)
E.J. Junior	Defensive	Nov. 25 vs. Philadelphia (Week 13)	Bertrand Berry	Defensive	Nov. 14 vs. N.Y. Giants (Week 10)
Neil Lomax	Offensive	Dec. 16 at Washington (Week 16)	2005		
1985			Kurt Warner	Offensive	Nov. 20 at St. Louis (Week 11)
Leonard Smith	Defensive	Nov. 4 vs. Dallas (Week 9)	Neil Rackers	Special Teams	Oct. 2 vs. San Francisco (Week 4)
Lonnie Young	Defensive	Dec. 8 vs. New Orleans (Week 14)	2006		
1986			Kurt Warner	Offensive	Sept. 10 vs. San Francisco (Week 1)
Leonard Smith	Defensive	Dec. 7 at Philadelphia (Week 14)	2007		
1987			Steve Breaston	Special Teams	Sept. 30 vs. Pittsburgh (Week 4)
Curtis Greer	Defensive	Sept. 13 at Dallas (Week 1)	Rod Hood	Defensive	Oct. 7 at St. Louis (Week 5)
Neil Lomax	Offensive	Dec. 20 at Tampa Bay (Week 15)	Karlos Dansby	Defensive	Nov. 11 vs. Detroit (Week 10)
1988			Antrel Rolle	Defensive	Nov. 18 at Cincinnati (Week 11)
Neil Lomax	Offensive	Oct. 2 at L.A. Rams (Week 5)	Antrel Rolle	Defensive	Dec. 30 vs. St. Louis (Week 17)
Freddie Joe Nunn	Defensive	Oct. 30 at Dallas (Week 9)	2008		
Roy Green	Offensive	Nov. 13 vs. N.Y. Giants (Week 11)	Kurt Warner	Offensive	Sept. 14 vs. Miami (Week 2)
1989			Sean Morey	Special Teams	Oct. 12 vs. Dallas (Week 6)
Tim McDonald	Defensive	Nov. 12 vs. Dallas (Week 10)	Antrel Rolle	Defensive	Nov. 2 at St. Louis (Week 9)
1991			Neil Rackers	Special Teams	Nov. 16 at Seattle (Week 11)
Tim McDonald	Defensive	Oct. 20 vs. Atlanta (Week 8)	Gerald Hayes	Defensive	Dec. 7 vs. St. Louis (Week 14)
1992			2009		
Robert Massey	Defensive	Oct. 4 vs. Washington (Week 5)	Calais Campbell	Special Teams	Sept. 20 at Jacksonville (Week 2)
Johnny Johnson	Offensive	Nov. 8 at L.A. Rams (Week 10)	Dominique Rodgers-Cromartie	Defensive	Oct. 11 vs. Houston (Week 5)
1993			Adrian Wilson	Defensive	Oct. 25 at New York Giants (Week 7)
Johnny Bailey	Special Teams	Sept. 12 at Washington (Week 2)	Kurt Warner	Offensive	Nov. 8 at Chicago (Week 9)
Eric Swann	Defensive	Oct. 17 vs. Washington (Week 7)	LaRod Stephens-Howling	Special Teams	Nov. 29 at Tennessee (Week 12)
Ron Moore	Offensive	Dec. 5 vs. L.A. Rams (Week 14)	Kurt Warner	Offensive	Dec. 6 vs. Minnesota (Week 13)
Ron Moore	Offensive	Dec. 26 vs. N.Y. Giants (Week 17)	Ben Graham	Special Teams	Dec. 20 at Detroit (Week 15)
1994			2010		
Aeneas Williams	Defensive	Oct. 16 at Washington (Week 7)	Adrian Wilson	Defensive	Sept. 12 at St. Louis (Week 1)
Seth Joyner	Defensive	Nov. 20 vs. Philadelphia (Week 12)	Jay Feely	Special Teams	Dec. 12 vs. Denver (Week 14)
1995			2011		
Jeff Feagles	Special Teams	Nov. 26 vs. Atlanta (Week 13)	Patrick Peterson	Special Teams	Nov. 6 vs. St. Louis (Week 9)
1996			Larry Fitzgerald	Offensive	Nov. 13 at Philadelphia (Week 10)
LeShon Johnson	Offensive	Sept. 22 at New Orleans (Week 4)	Patrick Peterson	Special Teams	Nov. 27 at St. Louis (Week 12)
Kent Graham	Offensive	Sept. 29 vs. St. Louis (Week 5)	2012		
Boomer Esiason	Offensive	Nov. 10 at Washington (Week 11)	Calais Campbell	Defensive	Sept. 16 at New England (Week 2)
Boomer Esiason	Offensive	Nov. 24 vs. Philadelphia (Week 13)	Larry Fitzgerald	Offensive	Sept. 23 vs. Philadelphia (Week 3)
1997			2013		
Aeneas Williams	Defensive	Sept. 7 vs. Dallas (Week 2)	Patrick Peterson	Defensive	Sept. 29 at Tampa Bay (Week 4)
1998			Carson Palmer	Offensive	Nov. 24 vs. Indianapolis (Week 12)
Simeon Rice	Defensive	Sept. 20 vs. Philadelphia (Week 3)	John Abraham	Defensive	Dec. 8 vs. St. Louis (Week 14)
Ronald McKinnon	Defensive	Oct. 11 vs. Chicago (Week 6)	Jay Feely	Special Teams	Dec. 15 at Tennessee (Week 15)
Joe Nedney	Special Teams	Nov. 8 vs. Washington (Week 10)	2014		
Tommy Bennett	Defensive	Dec. 13 at Philadelphia (Week 15)	Ted Ginn, Jr.	Special Teams	Sept. 14 at New York Giants (Week 2)
Chris Jacke	Special Teams	Dec. 20 vs. New Orleans (Week 16)	Chandler Catanzaro	Special Teams	Oct. 12 vs. Washington (Week 6)
Kwamie Lassiter	Defensive	Dec. 27 vs. San Diego (Week 17)	Larry Fitzgerald	Offensive	Oct. 26 vs. Philadelphia (Week 8)
1999			Justin Bethel	Special Teams	Nov. 2 at Dallas (Week 9)
Chris Jacke	Special Teams	Sept. 12 at Philadelphia (Week 1)	Patrick Peterson	Defensive	Nov. 9 vs. St. Louis (Week 10)
2000			Chandler Catanzaro	Special Teams	Dec. 11 at St. Louis (Week 15)
Jake Plummer	Offensive	Sept. 10 vs. Dallas (Week 2)	2015		
Aeneas Williams	Defensive	Nov. 5 vs. Washington (Week 10)	Larry Fitzgerald	Offensive	Sept. 20 at Chicago (Week 2)
2001			David Johnson	Special Teams	Sept. 20 at Chicago (Week 2)
Bill Gramatica	Special Teams	Nov. 18 vs. Detroit (Week 11)	Tyrann Mathieu	Defensive	Sept. 27 vs. San Francisco (Week 3)
Bill Gramatica	Special Teams	Nov. 25 at San Diego (Week 12)	Chandler Catanzaro	Special Teams	Dec. 10 vs. Minnesota (Week 14)
2002			Deone Bucannon	Defensive	Dec. 20 at Philadelphia (Week 15)
MarTay Jenkins	Special Teams	Sept. 15 at Seattle (Week 2)	Dwight Freeney	Defensive	Dec. 27 vs. Green Bay (Week 16)
Bill Gramatica	Special Teams	Oct. 6 at Carolina (Week 5)	2016		
Adrian Wilson	Defensive	Oct. 20 vs. Dallas (Week 7)	Marcus Cooper	Defensive	Sept. 18 vs. Tampa Bay (Week 2)
2003			David Johnson	Offensive	Oct. 6 at San Francisco (Week 5)
Dexter Jackson	Defensive	Sept. 21 vs. Green Bay (Week 3)	David Johnson	Offensive	Dec. 4 vs. Washington (Week 13)
			2017		
			J.J. Nelson	Offensive	Sept. 17 at Indianapolis (Week 2)
			Adrian Peterson	Offensive	Oct. 15 vs. Tampa Bay (Week 6)
			Karlos Dansby	Defensive	Nov. 5 at San Francisco (Week 9)
			Phil Dawson	Special Teams	Nov. 26 vs. Jacksonville (Week 12)



OVERTIME GAMES (REGULAR AND POSTSEASON)

Total OT Games: 47	Home: 20-9-2	Winning the Toss: 14-9-3
Record: 28-16-3	Road: 8-7-1	Losing the Toss: 14-7

Date	Opponent	Result	Game-winning score	Coin Toss
Sun., Oct. 1, 2017	San Francisco	W, 18-15	19-yard TD pass, Carson Palmer to Larry Fitzgerald (0:32)	Lost
Sun., Sept. 17, 2017	at Indianapolis	W, 16-13	Phil Dawson 30-yard FG (8:02)	Won
Sun., Oct. 23, 2016	Seattle Seahawks	T, 6-6	None	Won
Sat., Jan. 16, 2016	Green Bay Packers	W, 26-20	5-yard TD pass, Carson Palmer to Larry Fitzgerald (13:55)	Won
Sun., Dec. 15, 2013	at Tennessee Titans	W, 37-34	Jay Feely 41-yard FG (10:18)	Lost
Sun., Oct. 14, 2012	Buffalo Bills	L, 16-19	25-yard Rian Lindell FG (11:10)	Lost
Sun., Sept. 30, 2012	Miami Dolphins	W, 24-21	46-yard Jay Feely FG (8:29)	Won
Sun., Jan. 1, 2012	Seattle Seahawks	W, 23-20	28-yard Jay Feely FG (5:59)	Lost
Sun., Dec. 18, 2011	Cleveland Browns	W, 20-17	22-yard Jay Feely FG (10:56)	Lost
Sun., Dec. 4, 2011	Dallas Cowboys	W, 19-13	52-yard TD pass, Kevin Kolb to LaRod Stephens-Howling	Won
Sun., Nov. 6, 2011	St. Louis Rams	W, 19-13	99-yard Patrick Peterson punt return TD	Lost
Sun., Nov. 7, 2010	at Minnesota Vikings	L, 24-27	35-yard Ryan Longwell FG (9:49)	Won
Sun., Jan. 10, 2010	Green Bay Packers	W, 51-45	Dansby 17-yard TD on fumble caused by M. Adams sack (13:42)	Lost
Sun., Oct. 12, 2008	Dallas Cowboys	W, 30-24	M. Beisel 3-yard TD return on S. Morey blocked punt (14:05)	Lost
Sun., Dec. 23, 2007	Atlanta Falcons	W, 30-27	31-yard Neil Rackers FG (9:30)	Won
Sun., Nov. 25, 2007	San Francisco 49ers	L, 31-37	Banta-Cain fumble recovery in endzone (4:56)	Won
Sun., Dec. 12, 2004	San Francisco 49ers	L, 28-31	31-yard Todd Peterson FG (6:22)	Lost
Sun., Oct. 10, 2004	at San Francisco 49ers	L, 28-31	32-yard Todd Peterson FG (3:23)	Lost
Sun., Nov. 30, 2003	St. Louis Rams	L, 27-30	49-yard Jeff Wilkins FG (3:38)	Lost
Sun., Oct. 26, 2003	San Francisco 49ers	W, 16-13	39-yard Tim Duncan FG (4:59)	Won
Sun., Dec. 8, 2002	Detroit Lions	W, 23-20	42-yard Bill Gramatica FG (4:12)	Won
Sun., Oct. 20, 2002	Dallas Cowboys	W, 9-6	40-yard Bill Gramatica FG (11:45)	Lost
Sun., Dec. 2, 2001	at Oakland Raiders	W, 34-31	36-yard Bill Gramatica FG (7:29)	Lost
Sun., Dec. 13, 1998	at Philadelphia Eagles	W, 20-17	32-yard Chris Jacke FG (4:30)	Won
Sun., Nov. 30, 1997	Pittsburgh Steelers	L, 20-26	10-yard Jerome Bettis TD run (5:34)	Won
Sun., Oct. 19, 1997	at Philadelphia Eagles	L, 10-13	24-yard Chris Boniol FG (4:02)	Won
Sun., Sept. 14, 1997	at Washington Redskins	L, 13-19	40-yard TD pass, Gus Frerotte to Michael Westbrook (1:36)	Won
Sun., Sept. 7, 1997*	Dallas Cowboys	W, 25-22	20-yard Kevin Butler FG (8:30)	Lost
Sun., Nov. 10, 1996	at Washington Redskins	W, 37-34	32-yard Kevin Butler FG (14:27)	Won
Sun., Sept. 29, 1996	St. Louis Rams	W, 31-28	24-yard Greg Davis FG (1:54)	Won
Sun., Nov. 26, 1995	Atlanta Falcons	W, 40-37	28-yard Greg Davis FG (1:43)	Lost
Sun., Nov. 12, 1995	Minnesota Vikings	L, 24-30	50-yard TD pass, Warren Moon to Qadry Ismail (2:16)	Lost
Sun., Oct. 29, 1995	Seattle Seahawks	W, 20-14	72-yard Lorenzo Lynch INT return (11:16)	Won
Sun., Oct. 8, 1995	at New York Giants	L, 21-27	58-yard Jessie Armstead INT return (4:05)	Won
Sun., Nov. 27, 1994	Chicago Bears	L, 16-19	27-yard Kevin Butler FG (8:11)	Won
Sun., Oct. 30, 1994	Pittsburgh Steelers	W, 20-17	51-yard Greg Davis FG (1:40)	Lost
Sun., Oct. 16, 1994	at Washington Redskins	W, 19-16	29-yard Todd Peterson FG (10:00)	Lost
Sun., Dec. 19, 1993	at Seattle Seahawks	W, 30-27	41-yard Greg Davis FG (6:45)	Won
Sun., Dec. 7, 1986	at Philadelphia Eagles	T, 10-10	None	Won
Sun., Sept. 8, 1985	at Cleveland Browns	W, 27-24	35-yard Neil O'Donoghue FG (5:27)	Won
Mon., Oct. 24, 1983	New York Giants	T, 20-20	None	Won
Sun., Nov. 9, 1980	Atlanta Falcons	L, 27-33	21-yard Ray Strong TD run (4:20)	Lost
Sun., Sept. 14, 1980	at San Francisco 49ers	L, 21-24	33-yard Ray Wersching FG (4:12)	Won
Sun., Oct. 15, 1978	Dallas Cowboys	L, 21-24	27-yard Rafael Septien FG (3:28)	Lost
Sun., Oct. 31, 1976	San Francisco 49ers	W, 23-20	21-yard Jim Bakken FG (6:42)	Won
Sun., Nov. 16, 1975	Washington Redskins	W, 20-17	37-yard Jim Bakken FG (7:00)	Won
Sun., Sept. 28, 1975	at Dallas Cowboys	L, 31-37	3-yard TD pass, Roger Staubach, to Billy Jo DuPre (7:53)	Won

* Sunday Night Football

GETTING HELP AT HOME

University of Phoenix Stadium has given the Cardinals one of the NFL's most distinct home field advantages.

Dating back to the inaugural year at the stadium in 2006, Arizona's opponents have accumulated 158 accepted false start penalties, the most for any home team in the NFL during that span.



NFL Leaders – Opponent False Start Penalties (2006-Present)

False Starts	Home Team	Home Stadium
158	Arizona Cardinals	University of Phoenix Stadium
141	Minnesota Vikings	U.S. Bank Stadium/TCF Bank Stadium/Metrodome
141	Seattle Seahawks	CenturyLink Field
139	Detroit Lions	Ford Field
132	Philadelphia Eagles	Lincoln Financial Field



ALL-NFL/POSTSEASON AWARDS

1960

All-Pro

Jerry Norton, S (AP, UPI)
Sonny Randle, E (AP, UPI)

1961

All-Pro

Jimmy Hill, DHB (NEA)
Jerry Norton, S (NEA)

1963

All-Pro

Bobby Joe Conrad, FL (AP, UPI)
Len Gray, G (UPI)
Larry Wilson, S (UPI)

1964

All-Pro

Bob DeMarco, C (NEA)
Pat Fischer, DB (AP, NEA, UPI)
Ken Gray, G (AP, UPI)
Dale Meinert, LB (NEA)

1965

All-Pro

Ken Gray, G (UPI)

1966

All-Pro

Larry Wilson, S (AP, NEA, UPI)

1967

All-Pro

Bob DeMarco, C (AP)
Ernie McMillan, T (NEA)
Jackie Smith, TE (UPI)
Larry Wilson, S (AP, NEA)

1968

All-Pro

Larry Wilson, S (AP, NEA, UPI)

1969

All-Pro

Larry Wilson, S (AP, NEA, UPI)

1970

All-Pro

MacArthur Lane, RB (NEA)
Roger Wehrli, CB (NEA)
Larry Wilson, S (PFWA)

All-NFC

MacArthur Lane, RB (UPI)
Ernie McMillan, T (UPI)
Larry Stallings, LB (UPI)
Roger Wehrli, CB (UPI)
Larry Wilson, S (AP, UPI)

1971

All-NFC

Ernie McMillan, T (UPI)
Roger Wehrli, CB (UPI)

1974

All-Pro

Mel Gray, WR (NEA)
Roger Wehrli, CB (NEA)

All-NFC

Jim Hart, QB (AP, UPI, *Sporting News*)
Roger Wehrli, CB (AP, UPI, *Sporting News*)

NFC Player-of-the-Year

Jim Hart, QB (UPI)
Terry Metcalf, RB (New York PFWA)

NFL Coach-of-the-Year

Don Coryell (AP, *Sporting News*)

NFC Coach-of-the-Year

Don Coryell (UPI, PFWA)

(Note: Metcalf was runner-up for NFL MVP by AP and NFC player-of-the-year by UPI.)

1975

All-Pro

Jim Bakken, K (AP, NEA, PFWA, Pro Football Weekly, N.Y. News)
Dan Dierdorf, T (PFWA, N.Y. News)
Mel Gray, WR (AP, PFWA, N.Y. News, Pro Football Weekly, Football News)
Terry Metcalf, KR (Football News)
Roger Wehrli, CB (AP, PFWA, N.Y. News, Pro Football Weekly)

All-NFC

Jim Bakken, K (AP, Inside Football Report, Pro Football Weekly, Sporting News)
Tom Banks, C (Pro Football Weekly)
Dan Dierdorf, T (AP, UPI, Inside Football Report, Pro Football Weekly, N.Y. News)

Mel Gray, WR (AP, UPI, Inside Football Report, Pro Football Weekly, N.Y. News, Sporting News)
Terry Metcalf, RB (AP, UPI, Inside Football Report, Pro Football Weekly, N.Y. News, Sporting News); (Pro Football Weekly as KR)

Roger Wehrli, CB (AP, UPI, Inside Football Report, Pro Football Weekly, N.Y. News, Sporting News)

NFL MVP

Terry Metcalf, RB (N.Y. News)

NFC Coach-of-the-Year

Don Coryell (Inside Football Report)

1976

All-Pro

Jim Bakken, K (AP, NEA, PFWA, Pro Football Weekly)
Tom Banks, C (AP, Football Digest)
Dan Dierdorf, T (AP, NEA, PFWA, N.Y. News, N.Y. Post)

Conrad Dobler, G (NEA)
Roger Wehrli, CB (AP, PFWA)

All-Pro (Second Team)

Tom Banks, C (NEA, PFWA)
Conrad Dobler, G (AP)

All-NFC

Jim Bakken, K (AP, UPI, Sporting News, N.Y. News, Pro Football Weekly)
Conrad Dobler, G (AP, UPI, Sporting News)
Mel Gray, WR (AP, Sporting News)
Roger Wehrli, CB (AP, UPI, Sporting News, Pro Football Weekly, N.Y. News)

NFC Offensive Lineman-of-the-Year

Dan Dierdorf, T (NFC players)

1977

All-Pro

Dan Dierdorf, T (AP, PFWA, NEA)
Roger Wehrli, CB (AP, NEA)

All-Pro (Second Team)

Tom Banks, C (AP)

All-NFC

Tom Banks, C (UPI, Sporting News)
Dan Dierdorf, T (UPI, Sporting News)
Bob Young, G (Sporting News)

NFC Offensive Lineman-of-the-Year

Dan Dierdorf, T (NFC players)

1978

All-Pro

Dan Dierdorf, T (AP, NEA, PFWA, Pro Football Weekly)

All-NFC

Dan Dierdorf, T (Sporting News, UPI)
Tom Banks, C (Sporting News, UPI, Pro Football Weekly)
Bob Young, G (Sporting News, Pro Football Weekly)

Honorable Mention All-NFC

Ken Stone, S (UPI)
Pat Tilley, WR (UPI)
Roger Wehrli, CB (UPI)

All-Rookie NFC

Ken Greene, S (UPI, Pro Football Weekly)

NFC Offensive Lineman-of-the-Year

Dan Dierdorf, T (NFC players)

1979

All-Pro

Ottis Anderson, RB (AP, PFWA)
Bob Young, G (AP, Pro Football Weekly)

All-NFC

Ottis Anderson, RB (UPI, Sporting News, Pro Football Weekly)
Tom Banks, C (UPI, Sporting News)
Roy Green, KR (Sporting News, Pro Football Weekly)
Roger Wehrli, CB (UPI, Sporting News, Pro Football Weekly)
Bob Young, G (UPI, Sporting News, Pro Football Weekly)

NFL All-Rookie

Ottis Anderson, RB (Pro Football Weekly, UPI, Football Digest)

Joe Bostic, T (Football Digest)

NFL Player-of-the-Year

Ottis Anderson, RB (AP, UPI, Sporting News, Pro Football Weekly, PFWA, Football Digest, Offense-N.Y. News)

NFC Rookie-of-the-Year

Ottis Anderson, RB (UPI, Sporting News)

1980

All-Pro

Pat Tilley, WR (Sports Illustrated)
Dan Dierdorf, T (NEA)

NFL All-Rookie

Rush Brown, T (UPI, Pro Football Weekly, Football Digest)

All-NFC (Second Team)

Ottis Anderson, RB (AP, UPI)
Dan Dierdorf, T (AP, UPI)
Pat Tilley, WR (UPI)

1981

All-Pro

Roy Green, WR/DB (Sports Illustrated)

All-NFC

Roy Green, WR/DB (Pro Football Weekly)

NFL All-Rookie

Neil Lomax, QB (UPI, PFWA, Football Digest, Pro Football Weekly)
E.J. Junior, LB (UPI, Football Digest, Pro Football Weekly)

Carl Birdsong, P (UPI)
Stump Mitchell, RB (Pro Football Weekly)
Greg LaFleur, TE (PFWA, Football Digest)

1982

NFL All-Rookie

Luis Sharpe, T (Pro Football Weekly, PFWA, Football Digest)

Tootie Robbins, T (Football Digest, Pro Football Weekly, PFWA)

Benny Perrin, S (Pro Football Weekly, PFWA)



1983

All-Pro

Roy Green, WR (AP, NEA, PFWA, *Football Digest*, *Pro Football Weekly*, *Sporting News*, *College & Pro Football Newsweekly*, *Football Digest*)

All-NFC

Carl Birdsong, P (UPI, *Pro Football Weekly*)
Roy Green, WR (UPI, *Pro Football Weekly*)

1984

All-Pro

Roy Green, WR (AP, NEA, PFWA, *Sporting News*, *College & Pro Football Newsweekly*, *Pro Football Weekly*, *Football Digest*, *Seagram Sports Award*)
E.J. Junior, ILB (AP, NEA, PFWA, *Football Digest*)

All-NFC

Roy Green, WR (UPI, *Pro Football Weekly*)
E.J. Junior, ILB (UPI)
Curtis Greer, DE (UPI)
Stump Mitchell, KR (*Pro Football Weekly*)
Randy Clark, C (NEA)
Luis Sharpe, T (UPI)
Neil Lomax, QB (UPI)

1985

All-NFC

E.J. Junior, ILB (UPI)

All-Rookie

Lance Smith, T (UPI)
Freddie Joe Nunn, OLB (UPI, *Football Digest*)
Lonnie Young, S (UPI, *Football Digest*)

1986

All-Pro (Second Team)

Leonard Smith, SS (AP, UPI, NEA)
Vai Sikahema, PR-KR (AP)

All-NFC

Vai Sikahema, PR-KR (*Pro Football Weekly*)
Ron Wolfley, Special Teams (PFWA)

All-Rookie

Gene Chilton, C (*Pro Football Weekly*)
Vai Sikahema, PR-KR (*Pro Football Weekly*)
John Lee, K (PFWA, *Pro Football Weekly*)

1987

All-Pro

J.T. Smith, WR (*Pro Football Weekly*, *Sporting News*)
Ron Wolfley, special teams (*Pro Football Weekly*)
Vai Sikahema, KR (AP)

All-Pro (Second Team)

Robert Awalt, TE (NEA)
Luis Sharpe, T (UPI)
J.T. Smith, WR (AP, *Sporting News*)

NFL All-Rookie

Robert Awalt, TE (UPI, PFWA, *Pro Football Weekly*, *Football Digest*)
Todd Peat, G (UPI, PFWA, *Pro Football Weekly*, *Football Digest*)

All-NFC

Leonard Smith, SS (*Football News*)
J.T. Smith, WR (UPI)

All-NFC (Second Team)

Neil Lomax, QB (UPI)
NFL Rookie-of-the-Year
Robert Awalt, TE (*Sporting News*)
NFC Rookie-of-the-Year
Robert Awalt, TE (UPI)

1988

All-Pro (Second Team)

Luis Sharpe, T (AP)

All-Pro (Honorable Mention)

Derek Kennard, C (AP)
Freddie Joe Nunn, DE (AP)
Lonnie Young, FS (AP)
All-NFC
Luis Sharpe, T (UPI)
All-NFC (Second Team)
Freddie Joe Nunn, DE (UPI)

1989

All-Pro (Second Team)

Rich Camarillo, P (AP)
All-NFC
Tim McDonald, S (UPI, *Pro Football Weekly*)
Ron Wolfley, special teams (*Pro Football Weekly*)

All-NFC Second Team

Rich Camarillo, P (UPI)
All-Rookie
Eric Hill, LB (UPI, *Pro Football Newsweekly*, *Pro Football Weekly*, *Football Digest*)
Joe Wolf, T (UPI, *Pro Football Newsweekly*, *Pro Football Weekly*, *Football Digest*)
Jim Wahler, DT (*Pro Football Newsweekly*, *Pro Football Weekly*)

1990

All-Pro (Second Team)

Luis Sharpe, T (AP)
Rich Camarillo, P (UPI)
NFL Rookie-of-the-Year
Johnny Johnson, RB (*Football Digest*)
NFL Offensive Rookie-of-the-Year
Johnny Johnson, RB (*College & Pro Football Newsweekly*)

NFL All-Rookie

Johnny Johnson, RB (UPI, PFWA, *Pro Football Weekly*, *College & Pro Football Newsweekly*, *Football Digest*, *Football News*)
Ricky Proehl, WR (UPI, PFWA, *Pro Football Weekly*, *College & Pro Football Newsweekly*, *Football Digest*)

1991

All-Pro

Tim McDonald, SS (AP)
All-Pro (Second Team)
Tim McDonald, SS (NEA)
NFL All-Rookie Team
Aeneas Williams, CB (PFWA, *College & Pro Football Newsweekly*, *Pro Football Weekly*, *Football News*, *Football Digest*)

All-NFC

Rich Camarillo, P (UPI, *Pro Football Weekly*)
Tim McDonald, SS (*Pro Football Weekly*, *Football News*)

1992

All-Pro

Rich Camarillo, P (PFWA, *Pro Football Weekly*, AP)
Tim McDonald, SS (NEA)
All-Pro (Second Team)
Rich Camarillo, P (NEA)
Tim McDonald, SS (AP, *College & Pro Football Newsweekly*)

All-NFC

Rich Camarillo, P (UPI)
Johnny Bailey, KR (UPI)
Golden Toe Award
Rich Camarillo, P

1993

All-Pro (Second Team)

Rich Camarillo, P (AP, *College & Pro Football Newsweekly*)
All-NFC
Rich Camarillo, P (UPI, *Football News*)

1994

All-Pro

Aeneas Williams, CB (*Sports Illustrated*, *USA Today*)
Jeff Feagles, P (*USA Today*)
All-Pro (Second Team)
Aeneas Williams, CB (AP, *College & Pro Football Newsweekly*, *Football Digest*)

All-NFC

Aeneas Williams, CB (*Football News*, UPI)
All-NFC (Second Team)
Seth Joyner, LB (UPI)

All-Rookie

Anthony Redmon, G (*Football News*, *Pro Football Weekly*, PFWA)

1995

All-Pro

Larry Centers, RB (*Sports Illustrated*)
Eric Swann, DT (*The Sporting News*)
Aeneas Williams, CB (AP, *College & Pro Football Newsweekly*, *Pro Football Weekly*, PFWA, *The Sporting News*, *USA Today*)

All-Pro (Second Team)

Larry Centers, RB (*College & Pro Football Newsweekly*)
Jeff Feagles, P (*Football Digest*)
Eric Hill, LB (*Football Digest*)
Aeneas Williams, CB (*Football Digest*)
All-NFC
Jeff Feagles, P (*Football News*, UPI)
Aeneas Williams, CB (*Football News*, UPI)
All-NFC (Second Team)
Eric Swann, DT (UPI)

1996

All-Pro

Larry Centers, FB (AP, *Football Digest*, *Sports Illustrated*)
Eric Swann, DT (*College & Pro Football Newsweekly*)
Aeneas Williams, CB (*Pro Football Weekly*/PFWA)
All-Pro (Second Team)
Aeneas Williams, CB (*Football Digest*)
All-NFC
Lomas Brown, T (*Football News*)
Aeneas Williams, CB (*Football News*, UPI)
All-NFC (Second Team)
Seth Joyner, LB (UPI)
Simeon Rice, DE (UPI)
Eric Swann, DT (UPI)

All-Rookie

Simeon Rice, DE (*College & Pro Football Newsweekly*, *Football News*, *Pro Football Weekly*/PFWA)
Aaron Graham, C (*Pro Football Weekly*/PFWA)
Defensive Rookie-of-the-Year
Simeon Rice, DE (AP, *Pro Football Weekly*/PFWA, *College & Pro Football Newsweekly*)

NFC Rookie-of-the-Year

Simeon Rice, DE (UPI)

1997

All-Pro

Aeneas Williams, CB (AP, *Sports Illustrated*, *Pro Football Weekly*, *The Sporting News*, *Football Digest*, *USA Today*)
Rob Moore, WR (AP, *Sports Illustrated*, *Pro Football Weekly*, *College & Pro Football Weekly*, *Football Digest*)
All-Pro (Second Team)
Aeneas Williams, CB (*College & Pro Football Weekly*)

**All-NFC**

Rob Moore, WR (*Pro Football Weekly*)
Aeneas Williams, CB (*Pro Football Weekly, Football News*)

All-Rookie

Jake Plummer, QB (*Pro Football Weekly, College & Pro Football Weekly, Football News*)

Mark Smith, DT (*College & Pro Football Weekly*)

1998**All-Pro (Second Team)**

Kwamie Lassiter, FS (*College & Pro Football Weekly*)

All-Rookie

Andre Wadsworth, DE (*College & Pro Football Newsweekly, Pro Football Weekly, Football Digest*)

Corey Chavous, CB (*College & Pro Football Newsweekly*)

1999**All-Pro (Second Team)**

Simeon Rice, DE (AP, *Football Digest*)

2000**All-Pro**

Pat Tillman, S (*Sports Illustrated*)

All-Pro (Second Team)

Scott Player, P (*Pro Football Weekly*)

MarTay Jenkins, KR (*Football Digest*)

All-NFL (First Team)

Scott Player, P (*Football News*)

2001**All-Pro**

David Boston, WR (*Associated Press, Sports Illustrated, Pro Football Weekly, The Sporting News*)

All-Pro (Second Team)

David Boston, WR (*Football Digest, College & Pro Football Newsweekly*)

All-Rookie (First Team)

Leonard Davis, G (*Pro Football Weekly, Football News*)

Arnold Jackson, PR (*Football News*)

All-NFC (First Team)

David Boston, WR (*Pro Football Weekly, Football News*)

2003**Offensive Rookie-of-the-Year**

Anquan Boldin, WR (*Associated Press, Pro Football Weekly/PFWA, Football Digest*)

Rookie-of-the-Year

Anquan Boldin, WR (*The Sporting News, Sports Illustrated*)

All-Pro

Anquan Boldin, WR (*Associated Press, Sports Illustrated, Pro Football Weekly, The Sporting News*)

All-Rookie (First Team)

Anquan Boldin, WR (*Pro Football Weekly*)

2004**All-Pro (Second Team)**

Bertrand Berry, DE (*Associated Press, College & Pro Football Weekly*)

All-Conference

Bertrand Berry, DE (*Pro Football Weekly*)

All-Rookie

Karlos Dansby (*Pro Football Weekly*)

Darnell Dockett (*Pro Football Weekly*)

Alex Stepanovich (*Pro Football Weekly*)

2005**All-Pro**

Neil Rackers, K (*Associated Press, Sports Illustrated, Pro Football Weekly, Sporting News*)

All-Conference

Neil Rackers, K (*Pro Football Weekly*)

All-NFL

Neil Rackers, K (*Associated Press, Pro Football Weekly*)

2006**All-Pro (Second Team)**

Adrian Wilson, SS (AP)

All-NFL

Adrian Wilson, SS (PFW) (*The Sporting News*)

All-Conference

Adrian Wilson, SS (PFW)

2007**All-Pro (First Team)**

Larry Fitzgerald, (AP) (*The Sporting News*)

All-Pro (Second Team)

Adrian Wilson, (AP)

All-NFL

Larry Fitzgerald, (PFW/PFWA)

All-NFC

Larry Fitzgerald, (PFW/PFWA)

Adrian Wilson, (PFW/PFWA)

Sean Morey, (PFW/PFWA)

All-Rookie

Dominique Rodgers-Cromartie (*The Sporting News*) (PFW/PFWA)

2008**All-Pro (First Team)**

Larry Fitzgerald, WR (AP) (*The Sporting News*)

All-Pro (Second Team)

Adrian Wilson, SS (AP)

All-NFL

Larry Fitzgerald, WR (PFW/PFWA)

All-NFC

Larry Fitzgerald, WR (PFW/PFWA)

Adrian Wilson, SS (PFW/PFWA)

Sean Morey, ST (PFW/PFWA)

All-Rookie

Dominique Rodgers-Cromartie, CB (*The Sporting News*) (PFW/PFWA)

2009**All-Pro (First Team)**

Adrian Wilson, SS (AP)

All-Pro (Second Team)

Larry Fitzgerald, WR (AP)

Darnell Dockett, DT (AP)

All-Pro (Sporting News)

Larry Fitzgerald, WR, Darnell Dockett, DT

All-NFL

Adrian Wilson, SS (PFW/PFWA)

All-Rookie

Beanie Wells, RB (PFWA)

LaRod Stephens-Howling, ST (PFWA)

2011**All-Pro (First Team)**

Patrick Peterson, KR (AP)

All-Pro (Second Team)

Larry Fitzgerald, WR (AP)

All-NFL

Patrick Peterson, PR (PFW/PFWA)

All-Rookie

Patrick Peterson, CB/PR (PFW/PFWA)

All-Pro (Sporting News)

Patrick Peterson, PR

2012**All-Pro (Second Team)**

Daryl Washington, LB (AP)

2013**All-Pro (First Team)**

Patrick Peterson, CB (AP)

All-Pro (Second Team)

Karlos Dansby, LB (AP)

All-NFL

Patrick Peterson, CB (PFWA)

Justin Bethel, ST (PFWA)

All-NFC

Patrick Peterson, CB (PFWA)

Justin Bethel, ST (PFWA)

All-Rookie

Tyrann Mathieu, CB (PFWA)

Daryl Washington, LB (AP)

Executive of the Year

Steve Keim (*Pro Football Talk*)

2014**All-Pro (Second Team)**

Calais Campbell, DE (AP)

All-NFC

Justin Bethel, ST (PFWA)

Calais Campbell, DE (PFWA)

All-Rookie

Deonne Bucannon, S (PFWA)

Executive of the Year

Steve Keim (*Sporting News, Pro Football Talk*)

Coach of the Year

Bruce Arians (AP, PFWA, *Sporting News*)

2015**All-Pro (First Team)**

Tyrann Mathieu, S (AP)

Patrick Peterson, CB (AP)

All-Pro (Second Team)

Mike Iupati, G (AP)

Carson Palmer, QB (AP)

All-NFL

Justin Bethel, ST (PFWA)

Tyrann Mathieu, S (PFWA)

Patrick Peterson, CB (PFWA)

All-NFC

Justin Bethel, ST (PFWA)

Tyrann Mathieu, S (PFWA)

Patrick Peterson, CB (PFWA)

Comeback Player of the Year

Carson Palmer, QB (*Sporting News*)

FedEx Air Player of the Year

Carson Palmer, QB

2016**All-Pro (First Team)**

David Johnson, Flex (AP)

All-Pro (Second Team)

Calais Campbell, DT (AP)

All-NFL

David Johnson, RB (PFWA)

All-NFC

David Johnson, RB (PFWA)

Patrick Peterson, CB (PFWA)

2017**All-Pro (First Team)**

Chandler Jones, LB (AP)

Budda Baker, ST (AP)

All-NFL

Chandler Jones, OLB (PFWA)

Budda Baker, ST (PFWA)

All-Rookie

Budda Baker, ST (PFWA)

All-Pro (Sporting News)

Chandler Jones, LB



DRAFT HISTORY

CARDINALS FIRST-ROUND DRAFT CHOICES

Year	Player (overall pick)	Position	School	Year	Player (overall pick)	Position	School
2018	Josh Rosen (10)	QB	UCLA	1976	Mike Dawson (22)	DT	Arizona
2017	Haason Reddick (13)	LB	Temple	1975	Tim Gray (21)	CB	Texas A&M
2016	Robert Nkemdiche (29)	DT	Mississippi	1974	J.V. Cain (7)	TE	Colorado
2015	D.J. Humphries (24)	T	Florida	1973	Dave Butz (5)	DT	Purdue
2014	Deone Bucannon (27)	S	Washington State	1972	Bobby Moore (4)	WR	Oregon
2013	Jonathan Cooper (7)	G	North Carolina	1971	Norm Thompson (17)	DB	Utah
2012	Michael Floyd (13)	WR	Notre Dame	1970	Larry Stegert (8)	RB	Texas A&M
2011	Patrick Peterson (5)	CB	Louisiana State	1969	Roger Wehrli (19)	DB	Missouri
2010	Dan Williams (26)	DT	Tennessee	1968	MacArthur Lane (13)	RB	Utah State
2009	Beanie Wells (31)	RB	Ohio State	1967	Dave Williams (16)	WR	Washington
2008	Dominique Rodgers-Cromartie (16)	CB	Tennessee State	1966	Carl McAdams (8)	LB	Oklahoma
2007	Levi Brown (5)	T	Penn State	1965	Joe Namath (12)	QB	Alabama
2006	Matt Leinart (10)	QB	Southern California	1964	Ken Kortas (9)	T	Louisville
2005	Antrel Rolle (8)	CB	Miami (Fla.)	1963	Jerry Stovall (2)	HB	Louisiana State
2004	Larry Fitzgerald (3)	WR	Pittsburgh		Don Brumm (13)	E	Purdue
2003	Bryant Johnson (17)	WR	Penn State	1962	Fate Echlos (6)	T	Northwestern
	Calvin Pace (18)	DE	Wake Forest		Irv Goode (12)	C	Kentucky
2002	Wendell Bryant (12)	DT	Wisconsin	1961	Ken Rice (8)	T	Auburn
2001	Leonard Davis (2)	T	Texas	1960	George Izo (2)	QB	Notre Dame
2000	Thomas Jones (7)	RB	Virginia	1959	Billy Stacy (3)	B	Mississippi State
1999	David Boston (8)	WR	Ohio State	1958	King Hill (bonus choice)	QB	Rice
	L.J. Shelton (21)	T	Eastern Michigan		John David Crow (1)	B	Texas A&M
1998	Andre Wadsworth (3)	DE	Florida State	1957	Jerry Tubbs (9)	C	Oklahoma
1997	Tom Knight (9)	CB	Iowa	1956	Joe Childress (6)	B	Auburn
1996	Simeon Rice (3)	DE	Illinois	1955	Max Boydston (1)	E	Oklahoma
1995	Traded			1954	Lamar McHan (1)	QB	Arkansas
1994	Jamir Miller (10)	OLB	UCLA	1953	Johnny Olszewski	B	California
1993	Garrison Hearst (3)	RB	Georgia	1952	Ollie Matson (2)	B	San Francisco
	Ernest Dye (18)	T	South Carolina	1951	Jerry Groom (5)	C	Notre Dame
1992	Traded			1950	Choice to L.A. Rams		
1991	Eric Swann (6)	DL	None	1949	Bill Fischer	G	Notre Dame
1990	None			1948	Jim Spavital	B	Oklahoma State
1989	Eric Hill (10)	LB	Louisiana State	1947	DeWitt "Tex" Coulter (6)	T	Army
	Joe Wolf (17)	OL	Boston College	1946	Dub Jones (1)	B	Tulane
1988	Ken Harvey (12)	OLB	California	1945	Charley Trippi (1)	B	Georgia
1987	Kelly Stouffer (6)	QB	Colorado State	1944	Pat Harder (2)	B	Wisconsin
1986	Anthony Bell (5)	LB	Michigan State	1943	Glenn Dobbs (3)	B	Tulsa
1985	Freddie Joe Nunn (18)	LB	Mississippi	1942	Steve Lach (4)	G	Duke
1984	Clyde Duncan (17)	WR	Tennessee		Lloyd Cheatham (14)	B	Auburn
1983	Leonard Smith (17)	CB	McNeese State	1941	John Kimbrough (2)	B	Texas A&M
1982	Luis Sharpe (16)	T	UCLA	1940	George Cafego (1)	B	Tennessee
1981	E.J. Junior (5)	LB	Alabama	1939	Ki Aldrich (1)	C	Texas Christian
1980	Curtis Greer (6)	DE	Michigan	1938	Jack Robbins (5)	B	Arkansas
1979	Ottis Anderson (8)	RB	Miami (Fla.)		Milt Popovich (15)	B	Montana
1978	Steve Little (15)	P/K	Arkansas	1937	Ray "Buzz" Buivid (3)	B	Marquette
1978	Ken Greene (19)	DB	Washington State	1936	Jim Lawrence (5)	B	Texas Christian
1977	Steve Pisarkiewicz (19)	QB	Missouri				

Round - Name, Position, School (Overall)

2018

1. Josh Rosen, QB, UCLA (10)
2. Christian Kirk, WR, Texas A&M (47)
3. Mason Cole, OL, Michigan (97)
4. Chase Edmunds, RB, Fordham (134)
5. Chris Campbell, CB, Penn State (182)
6. Korey Cunningham, OL, Cincinnati (254)

2017

1. Haason Reddick, LB, Temple (13)
2. Budda Baker, S, Washington (36)
3. Chad Williams, WR, Grambling St. (98)
4. Dorian Johnson, G, Pittsburgh (115)
- 5a. Will Holden, T, Vanderbilt (157)
- 5b. T.J. Logan, RB, North Carolina (179)
6. Rudy Ford, CB, Auburn (208)

2016

1. Robert Nkemdiche, DT, Mississippi (29)
3. Brandon Williams, CB, Texas A&M (92)
4. Evan Boehm, C, Missouri (128)
- 5a. Marqui Christian, S, Midwestern State (167)
- 5b. Cole Toner, G, Harvard (170)
6. Harlan Miller, CB, SE Louisiana (205)

2015

1. D.J. Humphries, T, Florida (24)
2. Markus Golden, OLB, Missouri (58)
3. David Johnson, RB, Northern Iowa (86)
4. Rodney Gunter, DE, Delaware State (116)
- 5a. Shaq Riddick, OLB, West Virginia (158)
- 5b. J.J. Nelson, WR, Alabama-Birmingham (159)
7. Gerald Christian, TE, Louisville (256)

2014

1. Deone Bucannon, S, Washington State (27)
2. Troy Niklas, TE, Notre Dame (52)
3. Kareem Martin, DE, North Carolina (84)
- 3b. John Brown, WR, Pittsburg State (91)
4. Logan Thomas, QB, Virginia Tech (120)
5. Ed Stinson, DE, Alabama (160)
6. Walt Powell, WR, Murray State (196)

2013

1. Jonathan Cooper, G, North Carolina (7)
2. Kevin Minter, LB, Louisiana State (45)
3. Tyrann Mathieu, S, Louisiana State (69)
- 4a. Alex Okafor, LB, Texas (103)
- 4b. Earl Watford, G, James Madison (116)
5. Steffan Taylor, RB, Stanford (140)
- 6a. Ryan Swope, WR, Texas A&M (174)
- 6b. Andre Ellington, RB, Clemson (187)
7. D.C. Jefferson, TE, Rutgers (219)

2012

1. Michael Floyd, WR, Notre Dame (13)
3. Jamell Fleming, CB, Oklahoma (80)
4. Bobby Massie, T, Mississippi (112)
5. Senio Kelemete, G, Washington (151)
- 6a. Justin Bethel, S, Presbyterian (177)
- 6b. Ryan Lindley, QB, San Diego State (185)
7. Nate Potter, T, Boise State (221)

2011

1. Patrick Peterson, CB, Louisiana State (5)
2. Ryan Williams, RB, Virginia Tech (38)
3. Rob Housler, TE, Florida Atlantic (69)
4. Sam Acho, LB, Texas (103)

5. Anthony Sherman, FB, UConn (136)
- 6a. Quan Sturdivant, LB, North Carolina (171)
- 6b. David Carter, DE, UCLA (184)
7. DeMarco Sampson, WR, San Diego State (249)

2010

1. Dan Williams, DT, Tennessee (26)
2. Daryl Washington, LB, Texas Christian (47)
3. Andre Roberts, WR, The Citadel (88)
4. O'Brien Schofield, OLB, Wisconsin (130)
5. John Skelton, CB, Fordham (155)
6. Jorrick Calvin, CB, Troy (201)
7. Jim Dray, TE, Stanford (233)

2009

1. Beanie Wells, RB, Ohio State (31)
2. Cody Brown, OLB, UConn (63)
3. Rashad Johnson, S, Alabama (95)
4. Greg Toler, CB, Saint Paul's College (131)
5. Herman Johnson, G, Louisiana State (167)
6. Will Davis, OLB, Illinois (204)
- 7a. LaRod Stephens-Howling, RB, Pittsburgh (240)
- 7b. Trevor Canfield, G, Cincinnati (254)

2008

1. Dominique Rodgers-Cromartie, CB, Tennessee State (16)
2. Calais Campbell, DE, Miami (Fla.) (50)
3. Early Doucet, WR, Louisiana State (81)
4. Kenny Iwebema, DE, Iowa (116)
5. Tim Hightower, RB, Richmond (149)
6. Chris Harrington, LB, Texas A&M (185)
7. Brandon Keith, T, Northern Iowa (225)



2007

1. Levi Brown, T, Penn State (5)
2. Alan Branch, DT, Michigan (33)
3. Buster Davis, LB, Florida State (69)
5. Steve Breaston, WR, Michigan (142)
7. Ben Patrick, TE, Delaware (215)

2006

1. Muat Leinar, QB, Southern California (10)
2. Deuce Lutui, G, Southern California (41)
3. Leonard Pope, TE, Georgia (72)
4. Gabe Watson, DT, Michigan (107)
5. Brandon Johnson, OLB, Louisville (142)
6. Jonathan Lewis, DT, Virginia Tech (177)
7. Todd Watkins, WR, Brigham Young (218)

2005

1. Antrel Rolle, CB, Miami (Fla.) (8)
2. J.J. Arrington, RB, California (44)
3. Eric Green, CB, Virginia Tech (75)
- 3b. Darryl Blackstock, LB, Virginia (95)
4. Elton Brown, G, Virginia (111)
5. Lance Mitchell, LB, Oklahoma (168)
7. LeRon McCoy, WR, Indiana (Pa.) (226)

2004

1. Larry Fitzgerald, WR, Pittsburgh (3)
2. Carlos Dansby, LB, Auburn (33)
3. Darnell Dockett, DT, Florida State (64)
4. Alex Stepanovich, C, Ohio State (100)
5. Antonio Smith, DE, Oklahoma State (135)
6. Nick Leckey, G, Kansas State (167)
7. John Navarre, QB, Michigan (202)

2003

- 1a. Bryant Johnson, WR, Penn State (17)
- 1b. Calvin Pace, DE, Wake Forest (18)
2. Anquan Boldin, WR, Florida State (54)
3. Gerald Hayes, LB, Pittsburgh (70)
- 3b. Kenny King, DE, Alabama (141)
- 6a. Reggie Wells, T, Clarion (177)
- 6b. Tony Gilbert, LB, Georgia (210)
7. Traded to Detroit for WR Larry Foster

2002

1. Wendell Bryant, DT, Wisconsin (12)
2. Levar Fisher, LB, North Carolina State (49)
3. Josh McCown, QB, Sam Houston State (81)
- 3b. Dennis Johnson, DE, Kentucky (98)
4. Nate Dwyer, DT, Kansas (113)
5. Jason McAddley, WR, Alabama (149)
6. Josh Scobey, RB, Kansas State (185)
7. Mike Banks, TE, Iowa State (223)

2001

1. Leonard Davis, T, Texas (2)
2. Kyle Vanden Bosch, DE, Nebraska (34)
- 2b. Michael Stone, CB, Memphis (54)
3. Adrian Wilson, S, North Carolina State (64)
- 4a. Bill Gramatica, K, South Florida (98)
- 4b. Marcus Bell, DT, Memphis (123)
5. Mario Fatafehi, DT, Kansas State (133)
6. Bobby Newcombe, WR, Nebraska (166)
- 7a. Renaldo Hill, CB, Michigan State (202)
- 7b. Tevita Ofahengaue, TE, Brigham Young (246)

2000

1. Thomas Jones, RB, Virginia (7)
2. Ray Thompson, OLB, Tennessee (41)
3. Darwin Walker, DT, Tennessee (71)
4. David Barrett, CB, Arkansas (102)
- 5a. Mao Tosi, DL, Idaho (136)
- 5b. Jeff Tant, TE, Northwestern (164)
6. Jabari Issa, DL, Washington (176)
7. Sékou Sanyika, OLB, California (215)

1999

- 1a. David Boston, WR, Ohio State (8)
- 1b. L.J. Shelton, T, Eastern Michigan (21)
2. Johnny Rutledge, LB, Florida (51)
3. Thomas Burke, DE, Wisconsin (83)
4. Joel Makovicka, FB, Nebraska (116)
- 5a. Paris Scott, S, Miami (Ohio) (155)
- 5b. Yusuf Scott, G, Arizona (168)
- 6a. Coby Rhinehart, CB, S. Methodist (190)

- 6b. Melvin Bradley, LB, Arkansas (202)
- 6c. Dennis McKinley, FB, Mississippi St. (206)
7. Chris Greisen, QB, N.W. Missouri St. (239)

1998

1. Andre Wadsworth, DE, Florida State (3)
2. Corey Chavous, DB, Vanderbilt (33)
3. Anthony Clement, T, S.W. Louisiana (36)
4. Michael Pittman, RB, Fresno State (95)
5. Terry Hardy, TE, Southern Mississippi (125)
6. Zack Walz, LB, Dartmouth (158)
- 7a. Phil Savoy, WR, Colorado (193)
- 7b. Pomo Cousins, DE, Florida A&M (209)
- 7c. Pat Tillman, LB/DB, Arizona State (226)
- 7d. Ron Jones, FB, Missouri (233)

1997

1. Tom Knight, CB, Iowa (9)
2. Jake Plummer, QB, Arizona State (42)
3. Ty Howard, CB, Ohio State (84)
4. Chris Dishman, OL, Nebraska (106)
5. Chad Carpenter, WR, Washington State (139)
- 6a. Rod Brown, FB, North Carolina State (175)
- 6b. Tony McCombs, LB, Eastern Kentucky (188)
7. Mark Smith, DE, Auburn (212)

1996

1. Simeon Rice, DE, Illinois (3)
2. Leeland McElroy, RB, Texas A&M (32)
3. Johnny McWilliams, TE, Southern California (64)
4. Aaron Graham, C, Nebraska (112)
- 5a. James Dexter, T, South Carolina (137)
- 5b. Harry Stamps, T, Oklahoma (161)
- 5c. Dell McGee, CB, Auburn (162)
6. Mike Foley, DT, New Hampshire (169)
7. Jarius Hayes, TE, North Alabama (212)

1995

1. Traded to Jets for Rob Moore, WR
2. Frank Sanders, WR, Auburn (47)
3. Stoney Case, QB, New Mexico (80)
4. Traded to Jets for Rob Moore, WR
- 5a. Cedric Davis, CB, Tennessee State (150)
- 5b. Lance Scott, C, Utah (165)
- 5c. Tito Paul, DB, Ohio State (167)
6. Anthony Bridges, CB, North Texas State (205)
- 7a. Billy Williams, WR, Tennessee (212)
- 7b. Wesley Leasy, LB, Mississippi State (224)
- 7c. Chad Eaton, DT, Washington State (241)

1994

1. Jamir Miller, OLB, UCLA (10)
2. Chuck Levy, RB, Arizona (38)
- 3a. Rich Braham, G, West Virginia (76)
- 3b. Eric England, DE, Texas A&M (89)
- 4a. Perry Carter, CB, Southern Mississippi (107)
- 4b. John Reece, CB, Nebraska (113)
- 4c. Terry Irving, OLB, McNeese State (115)
5. Anthony Redmon, G, Auburn (139)
6. Terry Samuels, TE, Kentucky (172)
7. Frank Harvey, FB, Georgia (204)

1993

1. Garrison Hearst, RB, Georgia (3)
2. Ernest Dye, T, South Carolina (18)
- 2b. Ben Coleman, T, Wake Forest (32)
4. Ronald Moore, RB, Pittsburg State (Kan.) (87)
6. Brett Wallerstedt, LB, Arizona State (143)
7. Will White, S, Florida (172)
- 8a. Chadrick Brown, DE, Mississippi (199)
- 8b. Stevie Anderson, WR, Grambling State (215)

1992

1. Traded to Miami Dolphins Sept. 3, 1991 for Randal Hill, WR.
2. Tony Sacca, QB, Penn State (46)
3. Ed Cunningham, C, Washington (61)
- 4a. Jeff Christy, OL, Pittsburgh (91)
- 4b. Michael Bankston, NG, Sam Houston St. (100)
5. Traded to New Orleans Saints with G Derek Kennard for Robert Massey, CB.
6. Brian Brauninger, T, Oklahoma (146)
7. Derek Ware, TE, Central State (Okla.) (175)
8. Eric Blount, WR, North Carolina (202)
- 9a. David Henson, NG, Arkansas Central (229)

- 9b. Tyrone Williams, WR, Western Ontario (239)
10. Reggie Yarborough, FB, Calif. St.-Fullerton (259)
11. Rob Baxley, T, Iowa (286)
12. Lance Wilson, NG, Texas (313)

1991

1. Eric Swann, DL, None (6)
2. Mike Jones, DT, North Carolina State (32)
3. Aeneas Williams, CB, Southern (59)
4. Dexter Davis, CB, Clemson (86)
5. Vance Hammond, DT, Clemson (117)
6. Ed Vega, T, Memphis State (144)
7. Ivory Lee Brown, RB, Arkansas-Pine Bluff (171)
- 8a. Greg Amsler, RB, Tennessee (198)
- 8b. Jerry Evans, TE, Toledo (204)
- 8c. Scott Evans, DE, Oklahoma (209)
9. None
10. Herbie Anderson, CB, Texas A&I (255)
11. Nathan LaDuke, S, Arizona State (282)
12. Jeff Bridewell, QB, California-Davis (309)

1990

1. None. (Exercised in July, 1989 supplemental draft for Timm Rosenbach, QB)
2. Anthony Thompson, RB, Indiana (31)
3. Ricky Proehl, WR, Wake Forest (58)
4. Travis Davis, DL, Michigan State (85)
5. Larry Centers, RB, Stephen F. Austin (115)
6. Tyrone Shavers, WR, Lamar (142)
7. Johnny Johnson, RB, San Jose State (169)
8. Mickey Washington, CB, Texas A&M (199)
9. David Bavaro, LB, Syracuse (225)
10. David Elle, TE, South Dakota (252)
11. Dempsey Norman, WR, St. Francis (IL) (282)
- 12a. Donnie Riley, RB, Central Michigan (308)
- 12b. Ken McMichel, LB, Oklahoma (330)

1989

- 1a. Eric Hill, LB, Louisiana State (10)
- 1b. Joe Wolf, OL, Boston College (17)
2. Walter Reeves, TE, Auburn (40)
3. Mike Zandofsky, OL, Washington (67)
4. Jim Wahler, DL, UCLA (94)
- 5a. Richard Tardits, DB, Georgia (123)
- 5b. David Edeen, DE, Wyoming (128)
6. Jay Taylor, CB, San Jose State (150)
7. Rickey Royal, CB, Sam Houston State (177)
8. John Burch, RB, Tennessee-Martin (207)
9. Kendall Trainor, K, Arkansas (234)
10. Chris Becker, P, Texas Christian (261)
11. Jeff Hunter, DE, Albany State (Ga.) (291)
12. Todd Nelson, OL, Wisconsin (318)

1988

1. Ken Harvey, OLB, California (12)
2. Tony Jeffery, RB, Texas Christian (38)
3. Tom Tupa, QB/P, Ohio State (68)
4. Michael Brim, CB, Virginia Union (95)
- 5a. Chris Gaines, ILB, Vanderbilt (120)
- 5b. Tony Jordan, RB, Kansas State (132)
6. Jon Phillips, G, Oklahoma (148)
7. Ernie Jones, WR, Indiana (179)
8. Tim Moore, OLB, Michigan State (206)
9. Scott Dill, G, Memphis State (233)
10. Andy Schillinger, WR, Miami (Ohio) (260)
11. Keith McCoy, DB, Fresno State (291)
12. Chris Carrier, S, Louisiana State (318)

1987

1. Kelly Stouffer, QB, Colorado State (6)
2. Tim McDonald, DB, Southern California (34)
- 3a. Robert Awalt, TE, San Diego State (62)
- 3b. Colin Scotts, DE, Hawaii (70)
4. Rod Saddler, DT, Texas A&M (90)
- 5a. George Swann, RB, Miami (Ohio) (118)
- 5b. John Bruno, P, Penn State (126)
6. Ilia Jarostchuk, LB, New Hampshire (127)
7. Mark Galarczyk, DT, Western Michigan (146)
- 7a. Tim Peoples, DB, Washington (174)
- 7b. William Harris, TE, Bishop (Texas) (195)
8. Steve Alford, DT, Washington (201)
9. Wayne Davis, LB, Alabama (229)
10. Charles Wright, DB, Tulsa (257)
11. Todd Peat, G, Northern Illinois (285)



1986

1. Anthony Bell, LB, Michigan State (5)
2. John Lee, K, UCLA (32)
3. Gene Chilton, C, Texas (59)
4. Carl Carter, CB, Texas Tech (89)
5. Jeff Tupper, DE, Oklahoma (116)
7. Eric Swanson, WR, Tennessee (170)
8. Ray Brown, OL, Arkansas State (201)
9. Kent Kafentzis, S, Hawaii (227)
- 10a. Vai Sikahema, FB, Brigham Young (254)
- 10b. Wes Smith, WR, East Texas State (255)
11. Wayne Dillard, LB, Alcorn State (281)
12. Kent Austin, QB, Mississippi (312)

1985

1. Freddie Joe Nunn, LB, Mississippi (18)
2. Scott Bergold, T, Wisconsin (51)
3. Lance Smith, G, Louisiana State (72)
4. Ron Wolfley, RB, West Virginia (104)
- 5a. K.D. Dunn, TE, Clemson (116)
- 5b. Louis Wong, T, Brigham Young (131)
6. Jay Novacek, WR, Wyoming (158)
8. Rob Monaco, T, Vanderbilt (212)
9. Scott Williams, TE, Georgia (244)
10. Dennis Williams, RB, Furman (271)
11. Ricky Anderson, K, Vanderbilt (298)
12. Lonnie Young, DB, Michigan State (325)

1984

1. Clyde Duncan, WR, Tennessee (17)
2. Doug Dawson, G, Texas (45)
3. Rick McIvor, QB, Texas (80)
4. Martin Bayless, S, Bowling Green (101)
- 5a. Jeff Leidinger, LB, Texas (129)
- 5b. John Goode, TE, Youngstown State (136)
6. Rod Clark, LB, Southwest Texas State (157)
7. Quentin Walker, RB, Virginia (185)
- 8a. Falaniko Noga, LB, Hawaii (201)
- 8b. Bob Pauling, K, Clemson (213)
9. John Walker, RB, Texas (241)
10. Mark Smythe, DT, Indiana (269)
11. Kyle Mackey, QB, East Texas State (296)
12. Paul Parker G, Oklahoma (325)

1983

1. Leonard Smith, CB, McNeese State (17)
2. Cedric Mack, CB, Baylor (44)
3. Ramsey Dardar, DT, Louisiana State (71)
- 4a. Mark Duda, DT, Maryland (96)
- 4b. Lionel Washington, DB, Tulane (103)
5. Steve Bird, WR, Eastern Kentucky (130)
6. George Schmitt, CB, Delaware (157)
7. Carlos Scott, C, Texas (184)
8. Bob Harris, S, Auburn (211)
9. Otis Brown, RB, Jackson State (242)
10. Tim Lucas, LB, California (269)
11. Aaron Williams, RB, Washington (296)
12. James Lane, LB, Alabama State (323)

1982

1. Luis Sharpe, T, UCLA (16)
2. David Galloway, DE, Florida (38)
3. Benny Perrin, DB, Alabama (65)
- 3a. Rusty Guilbeau, DE, McNeese State (73)
- 3b. Tootie Robbins, T, East Carolina (90)
- 5a. Vance Bedford, DB, Texas (119)
- 5b. Earl Ferrell, RB, E. Tennessee State (125)
6. Craig Shaffer, LB, Indiana State (150)
7. Bob Sebro, T, Colorado (178)
8. Chris Lindstrom, DT, Boston University (205)
9. Darnell Dailey, LB, Maryland (232)
10. Eddie McGill, TE, Western Carolina (259)
11. James Williams, DE, North Carolina A&T (290)
12. Bob Atha, K, Ohio State (317)

1981

1. E.J. Junior, LB, Alabama (5)
2. Neil Lomax, QB, Portland State (33)
3. Jeff Griffin, DB, Utah (61)
4. Steve Rhodes, WR, Oklahoma (88)
5. John Gillen, LB, Illinois (116)
6. Dave Ahrens, LB, Wisconsin (143)
7. Kevin Donnalley, DB, North Dakota State (171)

8. Mike Fisher, WR, Baylor (198)
9. Stump Mitchell, RB, Citadel (226)
- 10a. James Mallard, WR, Alabama (253)
- 10b. Jim Joiner, WR, Miami (263)
11. Mike Sherrod, TE, Illinois (281)
12. Joe Adams, G, Nebraska (309)

1980

1. Curtis Greer, DE, Michigan (6)
2. Doug Marsh, TE, Michigan (33)
- 3a. John Sinnott, RT, Brown (60)
- 3b. Charles Baker, LB, New Mexico (81)
4. Rusty Lisch, QB, Notre Dame (89)
5. (Traded to Kansas City)
6. Bill Acker, DT, Texas (142)
7. Ben Apuna, LB, Arizona State (171)
- 8a. Dupree Branch, DB, Colorado State (198)
- 8b. Grant Hudson, DT, Virginia (211)
9. Stafford Mays, DE, Washington (225)
10. Rush Brown, DT, Ball State (255)
11. Delrick Brown, DB, Houston (282)
12. Tyrone Gray, WR, Washington State (309)

1979

1. Ottis Anderson, RB, Miami (8)
- 2a. Theotis Brown, RB, UCLA (35)
- 2b. Calvin Favron, LB, Southeast Louisiana (46)
3. Joe Bostic, T, Clemson (64)
4. Roy Green, WR, Henderson State (89)
- 5a. Steve Henry, DB, Emporia State (118)
- 5b. Mark Bell, WR, Colorado State (130)
6. Thomas Lott, RB, Oklahoma (144)
7. Kirk Gibson, WR, Michigan State (173)
8. Larry Miller, LB, Brigham Young (199)
9. Bob Rozier, DE, California (228)
10. Jerry Holloway, TE, Western Illinois (255)
11. Nate Henderson, T, Florida State (283)
12. Rick McBride, LB, Georgia (309)

1978

- 1a. Steve Little, P/K, Arkansas (15)
- 1b. Ken Greene, DB, Washington State (19)
2. John Barefield, LB, Texas A&I (42)
3. Doug Greene, DB, Texas A&I (69)
- 4a. George Collins, G, Georgia (96)
- 4b. Jim Childs, WR, Calif. Poly-San Luis Obispo (97)
5. Earl Carr, RB, Florida (124)
6. Gary Williams, DE, Bowling Green (151)
7. Dave Stief, WR, Portland State (181)
9. Joe Mosley, TE, Central State (Ohio) (235)
10. Randy Gill, LB, San Jose State (265)
12. Anthony Clay, LB, South Carolina State (319)

1977

- 1a. Traded to Atlanta
- 1b. Steve Pisarkiewicz, QB, Missouri (19)
2. George Franklin, RB, Texas A&I (47)
- 3a. Kurt Allermer, LB, Penn State (78)
- 3b. Terrell Middleton, RB, Memphis State (80)
4. Traded to Cincinnati
- 5a. Ernest Lee, DT, Texas (131)
- 5b. Andy Spiva, LB, Tennessee (135)
6. Traded to Philadelphia
7. Traded to Cleveland
8. Eric Williams, LB, Southern California (216)
9. Johnny Jackson, DT, Southern (243)
10. Jim LeJay, WR, San Jose State (270)
11. Greg Lee, DB, Western Illinois (301)
12. Rick Fenlaw, LB, Texas (328)

1976

1. Mike Dawson, DT, Arizona (22)
2. Traded To Buffalo
3. Brad Oates, T, Brigham Young (83)
4. Pat Tilley, WR, Louisiana Tech (114)
5. Wayne Morris, RB, Southern Methodist (141)
6. Traded to San Francisco
7. Phil Rogers, RB, Virginia Tech (203)
8. Randall Burks, WR, S.E. Oklahoma State (233)
9. Traded to Denver
10. Randy Walker, RB, Bethune-Cookman (285)
11. Marty Atkins, S, Texas (315)
12. Traded to Miami
13. Greg Brewton, T, Michigan State (369)

14. Raymond Crosier, DE, Abilene Christian (399)
15. Lee Nelson, S, Florida State (420)
16. Cecil Beaird, WR, Fisk (453)
17. Dan Myers, S, Georgia Tech (483)

1975

1. Tim Gray, CB, Texas A&M (21)
2. Jim Germany, RB, New Mexico State (46)
3. Traded to San Francisco
4. Traded to New Orleans
5. Harvey Goodman, T, Colorado (124)
6. Larry Jameson, DT, Indiana (152)
7. Steve Beaird, RB, Baylor (177)
- 8a. John Adams, DT, West Virginia (188)
- 8b. Louis Lauriano, CB, Long Beach State (202)
9. Traded to San Francisco
10. Mike McGraw, LB, Wyoming (255)
11. Jerry Latin, RB, Northern Illinois (280)
12. Ben Jones, WR, Louisiana State (308)
13. Steve Lindgren, DT, Hamline (Minn) (333)
14. Ritch Bahe, WR, Nebraska (358)
15. Ron Franklin, DT, Boise State (386)
16. Mark Miller, WR, Missouri (411)
17. Ken Monroe, RB, Indiana State (436)

1974

1. J.V. Cain, TE, Colorado (7)
2. Greg Kindle, T, Tennessee State (33)
3. Steve George, T, Houston (60)
- 4a. Durwood Keeton, DB, Oklahoma (85)
- 4b. Ike Harris, WR, Iowa State (91)
5. Steve Neils, LB, Minnesota (111)
6. Traded to N.Y. Jets
7. Traded to Cleveland
8. Sergio Albert, K, U.S. International (189)
9. Reggie Harrison, RB, Cincinnati (215)
10. Greg Harte, LB, Newberry (S.C.) (251)
11. Traded to N.Y. Jets
12. Roger Wallace, WR, Bowling Green (293)
13. Jimmy Poulis, RB, Georgia (319)
14. Charles Smith, RB, Yankton (SD) (345)
15. Vincent Ancell, DB, Arkansas State (371)
16. Alonzo Emery, RB, Arizona State (397)
17. John Moseley, DB, Missouri (423)

1973

1. Dave Butz, DT, Purdue (5)
2. Gary Keithley, QB, Texas-El Paso (45)
- 3a. Fred Sturt, G, Bowling Green (59)
- 3b. Terry Metcalf, RB, Long Beach State (63)
4. Traded to San Diego
5. Tom Branahan, C, Oklahoma (109)
- 6a. Dwayne Crump, DB, Fresno State (137)
- 6b. Phil Andre, DB, Washington (148)
7. Ken Jones, T, Oklahoma (164)
8. Ken Garrett, RB, Wake Forest (188)
9. Ken King, LB, Kentucky (213)
10. Bonnie Sloan, DT, Austin-Peay (242)
11. Dan Sanspre, DE, Auburn (267)
12. Dean Unruh, T, Oklahoma (292)
13. Ed Robinson, DB, Lamar (317)
14. Dan Peiffer, G, Southeast Missouri State (346)
15. Mel Parker, LB, Duke (371)
16. Jim Hann, LB, Montana (396)
17. Eric Crone, QB, Harvard (421)

1972

1. Bobby Moore, WR, Oregon (4)
2. Mark Arneson, LB, Arizona (32)
3. Tom Beckman, DE, Michigan (57)
- 4a. Jeff Lynam, LB, Brigham Young (82)
- 4b. Martin Imhof, DT, San Diego State (84)
5. Conrad Dobler, G, Wyoming (110)
6. Don Heater, RB, Montana Tech (135)
7. Council Rudolph, DE, Kentucky State (160)
8. Bob Wicks, WR, Utah State (188)
9. Gene Macken, C, South Dakota (213)
- 10a. Eric Washington, DB, Texas-El Paso (238)
- 10b. Mike Franks, QB, E. New Mexico (250)
11. Ron Jones, LB, Arkansas (265)
12. Tommy Gay, DT, Arkansas AM&N (291)
13. Tom Campana, DB, Ohio State (316)
14. Pat McTeer, K, New Mexico State (344)



15. Mark Herman, TE, Yankton (S.D.) (369)
16. Henry Alford, DE, Pittsburgh (394)
17. Kent Carter, LB, Southern California (422)

1971

1. Norm Thompson, DB, Utah (17)
2. Dan Dierdorf, T, Michigan (43)
3. Jim Livesay, WR, Richmond (61)
4. Larry Williamson, DB, Auburn (95)
5. Rocky Wallace, LB, Missouri (121)
6. Mel Gray, WR, Missouri (147)
7. Jim Couch, DB, Colorado (173)
8. Ron Yankowski, DE, Kansas State (199)
9. Mike Savoy, WR, Black Hills (S.D.) (225)
10. Ron Miller, T, McNeese State (251)
11. Rick Ogle, LB, Colorado (277)
12. Tim Von Dulin, QB, Portland State (303)
13. Jeff Allen, DB, Iowa State (329)
14. Doug Klausen, T, Arizona (355)
15. Ted Heiskell, RB, Houston (381)
16. Lawrence Brame, LB, Western Kentucky (407)
17. Preston Watkins, WR, Bluefield State (W.V.) (433)

1970

1. Larry Stegent, RB, Texas A&M (8)
- 2a. Jim Corrigan, LB, Kent State (33)
- 2b. Chuck Hutchison, G, Ohio State (38)
- 3a. Charlie Pittman, RB, Penn State (58)
- 3b. Eric Harris, DB, Colorado (69)
- 4a. Greg Lens, DT, Trinity (Texas) (86)
- 4b. Don Parish, LB, Stanford (91)
- 5a. Tom Lloyd, T, Bowling Green (111)
- 5b. Barry Pierson, DB, Michigan (127)
6. James Manuel, T, Toledo (136)
7. Jim McFarland, TE, Nebraska (164)
- 8a. Tom Banks, C, Auburn (189)
- 8b. Mike Holmgren, QB, Southern California (201)
9. Paul White, RB, Texas-El Paso (214)
10. Tony Plummer, DB, Pacific (242)
11. Mike Siwek, DT, Western Michigan (267)
12. Charles Collins, WR, Kansas State (292)
13. Jack Thomas, G, Mississippi State (320)
14. Ray Groth, WR, Utah (345)
15. Ron Wilson, WR, Illinois (370)
16. Gary Fowler, RB, California (398)
17. Cliff Powell, LB, Arkansas (423)

1969

1. Roger Wehrli, DB, Missouri (19)
2. Rolf Kruger, DT, Texas A&M (35)
- 3a. Chip Healy, LB, Vanderbilt (71)
- 3b. Terry Brown, DB, Oklahoma State (73)
4. Bill Rhodes, G, Florida State (97)
- 5a. Walter Shockley, RB, San Jose State (108)
- 5b. Gene Huey, FL, Wyoming (123)
6. Amos Van Pelt, RB, Ball State (149)
7. Traded to Pittsburgh
8. Wayne Mulligan, C, Clemson (201)
9. Cal Snowden, DE, Indiana (227)
10. Gerald Warren, K, North Carolina State (252)
11. Gary Kerl, LB, Utah (279)
12. Howard Taylor, RB, New Mexico State (305)
13. Richard Heinz, DT, Santa Barbara (331)
14. Ed Roseborough, QB, Arizona State (357)
15. Fritz Latham, T, Tuskegee (Ala.) (383)
16. Junior Riggins, RB, Kansas (409)
17. George Hummer, C, Arizona State (435)

1968

1. MacArthur Lane, RB, Utah State (13)
- 2a. Fred Hyatt, FL, Auburn (40)
- 2b. Robert Atkins, DB, Grambling (42)
3. Traded to Green Bay
- 4a. Don Fitzgerald, RB, Kent State (87)
- 4b. Joe Schmiesing, LB, New Mexico State (96)
5. Rocky Rosema, LB, Michigan (123)
6. Frank Lane, LB, Stephen F. Austin (151)
7. Frank Henry, FL, Wake Forest (177)
8. Jerry Daanen, FL, Miami (Fla.) (205)
9. Billy Sinkule, DE, Central Michigan (231)
10. Tom Busch, FL/K, Iowa State (259)
11. Larry Stagle, G, UCLA (285)

12. Vern Emerson, T, Minnesota-Duluth (313)
13. Mack Sauls, DB, Southwest Texas (339)
14. Vic Bender, C, N.W. Louisiana State (367)
15. Dave Lovich, DE, Northwest Louisiana (393)
16. Dan Lankas, LB, Kansas State (421)
17. Robert Lee, FL, Minnesota (447)

1967

1. Dave Williams, E, Washington (16)
2. Bob Rowe, DE, Western Michigan (43)
3. Vidal Carlin, QB, North Texas State (69)
4. Mike Barnes, DB, Arlington State (97)
5. Andy Bowling, LB, Virginia Tech (105)
6. Jamie Rivers, TE, Bowling Green (123)
7. Mike Campbell, HB, Lenoir-Rhyne (150)
8. Joe Randall, K, Brown (175)
9. Mike Gold, T, Utah State (193)
10. Ted Wheeler, TE, West Texas State (227)
11. Lavern Barrs, DB, Furman (254)
12. Ed Marcontell, G, Lamar Tech (279)
13. Steve Dundas, FL, Pomona (305)
14. Bob Duncum, T, West Texas State (331)
15. Bo Hickey, FB, Maryland (357)
16. Phil Wosilius, LB, Syracuse (383)
17. Phil Spiller, DB, Los Angeles State (410)
18. Terry Bacigalupo, DE, Oklahoma State (435)

1966

1. Carl McAdams, LB, Oklahoma (8)
2. Harold Lucas, T, Michigan State (23)
3. Dave Long, DE, Iowa (43)
4. Gary Snook, QB, Iowa (58)
- *5. Jack Clancy, FL, Michigan (73)
- *6. Tim Van Galder, QB, Iowa State (88)
- *7. Charles Artwright, T, Georgia (102)
- *8. Dan Goich, E, California (121)
9. Charles Bryant, FL, Allen (S.C.) (135)
10. Mike Ringer, HB, Oklahoma (149)
11. Bobby Williams, HB, Central State (Okla.) (163)
12. Rickey Johnson, T, Clemson (177)
13. James Brown, G, Nebraska (196)
- *14. LaVerle Pratt, LB, Idaho (210)
15. Darryl Alleman, E, Wyoming (224)
16. Dick Kasperik, C, Iowa State (238)
- *17. Benny Russell, QB, Louisville (252)
18. Willie Jones, DE, Kansas State (271)
19. Tony Golmont, HB, North Carolina State (285)
20. Tom Gallagher, DE, Indiana (299)

1965

1. Joe Namath, QB, Alabama (12)
2. Dave Simmons, LB, Georgia Tech (26)
- *3. Ray Ogden, E, Alabama (40)
4. Johnny Roland, RB, Missouri (54)
5. Bob Bonds, HB, San Jose State (68)
- *6. Glenn Hines, T, Arkansas (82)
7. Frank Roy, E, Utah (96)
8. John Meyer, LB, Notre Dame (110)
- *9. Jimmy Heidel, LB, Mississippi (124)
- *10. Chuck Drulis, Jr., E, Duke (138)
11. Bud French, HB, Alabama (152)
12. Glen Sasser, E, North Carolina State (166)
13. Steve Murphy, HB, Northwestern (180)
14. Mike Alford, C, Auburn (194)
15. Harlan Lane, HB, Baylor (208)
16. Carl Silvestri, HB, Wisconsin (222)
17. Mike Melnikovich, T, Grays Harbor J.C. (Wash.) (236)
18. Ed McQuarters, G, Oklahoma (250)
- *19. Roy Shivers, HB, Utah State (264)
20. Anthony Giacobazzi, E, Iowa (278)

1964

1. Ken Kortas, T, Louisville (9)
2. Herschel Turner, G, Kentucky (24)
- *3. Remi Prudhomme, T, Louisiana State (37)
4. Traded to N.Y. Giants
- *5. Charles Brooks, E, Michigan State (65)
6. Richard Bowman, E, Syracuse (80)
- *7. Jerry Lamb, E, Arkansas (93)
- 8a. Robert Johnson, E, Wisconsin (104)
- 8b. George Bednar, G, Notre Dame (108)
9. Willie Ross, HB, Nebraska (121)

- *10. Anthony Lawrence, T, Bowling Green (136)
11. Richard Hard, T, Wenatchee Valley J.C. (Wash.) (149)
12. Rick Sortun, G, Washington (164)
13. Jake Adams, E, Virginia Tech (177)
14. Leonard Slaby, C, Syracuse (192)
15. Clifford Stallings, HB, New Mexico (205)
16. Jack Anderson, RB, Ripon (Wisc.) (220)
- *17. John Evans, T, Memphis (233)
18. Dave Hoover, HB, Iowa State (248)
- *19. Bob Young, T, Howard Payne (261)
20. Ralph Kubinski, G, Missouri (276)

1963

- 1a. Jerry Stovall, HB, Louisiana State (2)
- 1b. Don Brumm, E, Purdue (13)
2. Bob Reynolds, T, Bowling Green (17)
3. Dan Brabham, DE, Arkansas (30)
- *3b. Mike Fracchia, HB, Alabama (33)
4. Don Estes, T, Louisiana State (45)
5. Bill Thornton, HB, Nebraska (58)
6. Bob Parnore, HB, Florida A&M (73)
7. Jim Moss, T, South Carolina (86)
8. Jim Cook, G, Oklahoma (101)
- *9. Willis Crenshaw, HB, Kansas State (114)
10. Jackie Smith, E, Northwest Louisiana (129)
11. Jim Burson, HB, Auburn (142)
- *12. Chuck Walker, G, Duke (157)
13. Alex Zyskowski, HB, Wichita State (170)
14. Paul Lea, HB, Oklahoma (185)
15. Ed Scrutins, E, Toledo (198)
16. John Slafkosky, T, Notre Dame (213)
17. Dave Meggysy, LB, Syracuse (226)
18. Larry Stallings, LB, Georgia Tech (241)
19. Darnell Haney, T, Utah State (254)
- *20. Bill Clay, E, Arkansas (269)

1962

- 1a. Fate Echols, T, Northwestern (6)
- 1b. Ivir Goode, C, Kentucky (12)
2. Robert Jackson, FB, New Mexico State (19)
3. Charley Bryant, E, Ohio State (34)
- *4. Roger Kochman, HB, Penn State (47)
5. Bill Rice, E, Alabama (69)
6. John Elwell, E, Purdue (75)
7. Bill Kirchiro, G, Maryland (90)
- *8. George Cross, T, Auburn (103)
9. Wilburn Hollis, QB, Iowa (118)
10. George Francovitch, G, Syracuse (131)
11. James Saxton, HB, Texas (146)
12. Bob O'Billovich, HB, Montana State (159)
13. Bill Diamond, G, Miami (Fla.) (174)
14. George Mans, E, Michigan (187)
15. Dick Barlund, E, Maryland (202)
16. Bill Wegener, G, Missouri (215)
18. Don Kasso, HB, Oregon State (230)
19. Don Donatelli, C, Florida State (243)
19. Don Smith, HB, Langston (Okla.) (258)
20. Judge Dickson, HB, Minnesota (271)

1961

1. Ken Rice, T, Auburn (8)
2. Fred Arbanas, E, Michigan State (22)
- *3. Billy Wilson, T, Auburn (31)
4. Ron McDole, T, Nebraska (50)
5. Glenn Bass, WR, East Carolina (64)
- 6a. Dale Evans, HB, Kansas State (78)
- 6b. Dick Thornton, QB, Northwestern (83)
- *7a. George Hultz, T, Southern Mississippi (92)
- 7b. Al Bemiller, C, Syracuse (94)
8. Marshall Starks, HB, Illinois (106)
9. Charles Graning, HB, Georgia Tech (120)
- *10. Jim King, T, Clemson (134)
11. Bill Kinnune, G, Washington (148)
12. Mike Stock, HB, Northwestern (176)
13. Ernie McMillan, T, Eastern Illinois (176)
14. Bob Elliot, FB, North Carolina (190)
15. Mel West, HB, Missouri (204)
16. Jake Bradley, T, Florida A&M (218)
17. Pat Fischer, HB, Nebraska (232)
18. Art Browning, G, Duke (246)
19. Dick Schnell, T, Wyoming (260)
20. Leo Reed, E, Colorado State (274)



1960

1. George Izo, QB, Notre Dame (2)
- 2a. Harold Olson, T, Clemson (13)
- 2b. Mike McGee, G, Duke (14)
- 3a. Hugh McInnis, E, Southern Mississippi (26)
- 3b. Charles Elzey, C, Southern Mississippi (29)
- 4a. Willie West, HB, Oregon (37)
- 4b. Silas Woods, E, Marquette (38)
- 5a. Bill Burrell, LB, Illinois (50)
- 5b. George Phelps, HB, Cornell (54)
- 5c. Ed Mazurek, T, Xavier (Ohio) (60)
6. Jack Lee, QB, Cincinnati (61)
7. Larry Wilson, HB, Utah (74)
8. Wayne Crow, HB, California (85)
9. Dewitt Hoopes, T, Northwestern (98)
- *10a. Charley Johnson, QB, New Mexico State (109)
- 10b. Paul Oglesby, T, UCLA (113)
11. Robert Towns, HB, Georgia (122)
12. Tom Chapman, E, Detroit (133)
13. Vic Jones, HB, Indiana (146)
- *14. Bob DeMarco, T, Dayton (157)
15. Frank Mestnik, HB, Marquette (170)
16. Jim Hunt, T, Prairie View (181)
17. Joe Davis, T, The Citadel (194)
18. Bob Haas, HB, Missouri (205)
19. Herman Alexander, T, Findlay (Ohio) (218)
20. Thomas Day, G, North Carolina A&T (229)

1959

1. Billy Stacy, B, Mississippi State (3)
2. Jerry Wilson, E, Auburn (14)
3. Jimmy Butler, B, Vanderbilt (27)
4. Ken Beck, T, Texas A&M (38)
- 5a. Maury Schleicher, E, Penn State (50)
- 5b. Ted Bates, T, Oregon State (from Wash.) (52)
- 6a. Tom Redmond, T, Vanderbilt (63)
- 6b. Mac Lewis, T, Iowa (from Detroit) (64)
7. Choice to San Francisco
8. Choice to Cleveland
9. Gary Ferguson, T, Southern Methodist (98)
10. Emil DeCantis, B, North Carolina (111)
11. Floyd Faucette, B, Georgia Tech (122)
12. Ted Edmondson, E, Hardin-Simmons (135)
13. Pat Lamberti, E, Richmond (146)
14. Bob Bobo, T, Texas-El Paso (159)
15. John Schroeder, E, North Carolina (170)
16. John Dingens, T, Detroit (183)
17. Pete Hart, B, Hardin-Simmons (194)
18. Darrell DeBecker, T, Illinois (207)
19. Billy Dunn, B, Southern Methodist (218)
20. Jerry Lee Murphy, T, Ohio State (231)
21. Dale Memmlaar, G, Wyoming (242)
22. Glenn Shamblin, B, West Virginia (255)
23. Freddie Glick, B, Colorado State (266)
24. Jim Reed, G, East Texas State (279)
25. Jim Jeffrey, T, Auburn (290)
26. Joe Chuha, C, Southern California (303)
27. Bob Corrigan, G, Indiana (314)
28. Don Fleming, B, Florida (327)
29. Jim O'Connor, C, Marshall (338)
30. Rabe Walton, B, North Carolina (351)

1958

- King Hill, QB, Rice (1) (bonus choice)
1. John David Crow, B, Texas A&M (2)
- 2a. Jim McCusker, T, Pittsburgh (14)
- 2b. Bobby Jack Oliver, T, Baylor (from Detroit) (21)
3. Larry Cowart, C, Baylor (26)
4. Choice to L.A. Rams
5. Choice to Baltimore
6. Bobby Gordon, B, Tennessee (63)
7. Jon Jelacic, E, Minnesota (74)
8. Choice to San Francisco
9. John Keelan, T, Kansas State (98)
10. Gil Robertshaw, T, Brown (111)
11. Dean Philpott, B, Fresno State (122)
12. Bill Hinton, G, Louisiana Tech (135)
13. Charlie Jackson, B, Southern Methodist (146)
14. Bob Schmidt, T, Minnesota (159)
15. Ray Dunlap, B, Marshall (170)

16. Wade Patterson, E, Idaho (183)
17. Mac Starnes, C, Abilene Christian (194)
18. Mario Cheppo, E, Louisville (207)
19. Sonny Randle, B, Virginia (218)
20. Jim Matheny, C, UCLA (231)
21. Ray Toole, B, North Texas State (242)
22. Tony Aloisio, E, Indiana (255)
23. John Harbour, T, S.E. Missouri State (266)
24. Eric Soesbe, T, Vanderbilt (279)
25. J.C. Riekenberg, B, Northwestern St. (La.) (290)
26. Ray Masters, B, Southern Methodist (303)
27. Will Lewis, B, Tennessee-Chattanooga (314)
28. Gale McGinty, B, West Texas State (327)
29. Ken Irby, T, Mississippi State (338)

1957

1. Jerry Tubbs, C, Oklahoma (10)
2. Tom Maentz, E, Michigan (22)
3. Bill Hudson, T, Clemson (34)
4. Choice to San Francisco
5. Wayne Bock, T, Illinois (58)
6. Choice to Green Bay
7. Choice to Cleveland through N.Y. Giants
8. Choice to L.A. Rams
9. Don McCumby, T, Washington (106)
10. Don Carothers, E, Bradley (118)
11. Bob Kraus, G, Kansas (130)
12. Bob Derrick, B, Oklahoma (142)
13. Ed Ritt, T, Montana State (154)
14. Bob Fee, B, Indiana (166)
15. Bill Livingston, C, Southern Methodist (178)
16. Terry Hurley, E, Montana (190)
17. Buddy Terry, T, Houston (202)
18. Hal Smith, B, UCLA (214)
19. Paul Barrington, G, Minnesota (226)
20. Tom Homer, T, Kansas (238)
21. Joe Kopniksy, E, West Virginia (250)
22. Don Sizemore, B, Hardin-Simmons (262)
23. Milt Konicek, T, Duke (274)
24. Ron Klim, C, West Virginia (286)
25. Ray Volz, B, Denison (298)
26. Ted Rohde, B, Kansas (310)
27. Bob Butorovich, T, Montana State (322)
28. Hugh Hussar, E, Southwestern Louisiana (334)
29. Lee Corso, B, Florida State (346)
30. Frank Gibson, T, Kansas (357)

1956

1. Joe Childress, B, Auburn (7)
2. Norm Masters, T, Michigan State (18)
3. John Roach, QB, Southern Methodist (31)
4. Sam Salerno, T, Colorado (42)
5. Choice to L.A. Rams
- 6a. Charlie Dupre, B, Baylor (66)
- 6b. John Dittrich, G, Wisconsin (70)
7. Bob Konovsky, T, Wisconsin (77)
8. Dave Lunceford, T, Baylor (90)
9. Bob Lovely, T, Tampa (101)
10. Willis Towne, E, Wichita State (114)
11. Fob James, B, Auburn (125)
12. Jerry Walker, T, Texas Tech (138)
13. Bo Bolinger, G, Oklahoma (149)
14. Carnell Neuman, B, Illinois (162)
- 15a. Charley Anderson, E, Louisiana Tech (173)
- 15b. Tom Spiers, QB, Ark. St. (from Wash.) (179)
16. George Welsh, QB, Navy (186)
17. Ron Beagle, E, Navy (197)
18. Jim Brown, G, UCLA (210)
19. Ray Zagar, B, Marquette (221)
20. Dickie Mattison, B, Georgia Tech (234)
21. Ronnie Herr, B, Texas Tech (245)
22. Jim Murphy, T, Stephen F. Austin (258)
23. Tony Branoff, B, Michigan (269)
24. Orville Trask, T, Rice (282)
25. Bill Wheeler, T, Kentucky (293)
26. Chuck Zickeloose, E, Kansas State (306)
27. Jack Hutchinson, T, Oklahoma State (317)
28. Jim Miller, QB, Wisconsin (330)
29. Jim Troglio, B, Northwestern (341)
30. Bill Kucera, T, Colorado (353)

1955

1. Mac Boydston, E, Oklahoma (2)
2. Lindon Crow, B, Southern California (14)
- 3a. Mal Hammack, B, Florida (26)
- 3b. Tony Pasquesi, T, Notre Dame (from N.Y. Giants) (32)
4. Frank Bernardi, B, Colorado (38)
5. Mario DaRe, T, Southern California (50)
6. Jack Bowersox, G, Maryland (62)
7. Dave Leggett, B, Ohio State (74)
8. Sam Irvine, C, Maryland (89)
9. Charlie McGinty, E, North Texas State (98)
10. Frank Scaffidi, T, Marquette (110)
11. Tom Pepsin, C, Miami (Fla.) (121)
12. Dale Sandstrom, B, Concordia (Minn.) (134)
13. Tom McLuckie, G, Maryland (146)
14. Gordy Brown, E, Louisiana Tech (158)
15. Dick Brubaker, E, Ohio State (170)
- 16a. Bob Herndon, B, Oklahoma (182)
- 16b. Al Dennis, E, Middlebury (from Chicago) (191)
17. Larry White, C, New Mexico (194)
18. Fred Campbell, T, Duke (206)
19. Dick Coy, T, St. John's (Minn.) (218)
20. Jim Burst, B, Washington (Mo.) (230)
21. Howie Wright, B, Virginia Tech (242)
22. Vic Berra, E, Montana State (254)
23. Karl Bays, T, Eastern Kentucky (266)
24. Max Pierce, B, Utah (278)
25. Bob Scott, E, Evansville (290)
26. Billy Hooper, B, Baylor (302)
27. Bruce Schwager, T, Merchant Marine (314)
28. Bob Ems, B, Southern Illinois (326)
29. Gene Renzi, T, Northeastern (338)
30. Bob Sweet, B, Trinity (Tex.) (350)

1954

1. Lamar McHan, QB, Arkansas (2)
2. Gary Knafelc, E, Colorado (14)
3. Bobby Cavazos, B, Texas Tech (26)
4. Bill Bredde, B, Oklahoma State (38)
5. Don Dohoney, E, Michigan State (50)
6. Tom McHugh, B, Notre Dame (62)
7. Dave Mann, B, Oregon State (74)
8. Paul Larson, B, California (86)
9. Dean Chambers, T, Washington (98)
10. Tommy Lewis, B, Alabama (110)
11. Homer Smith, B, Princeton (122)
12. Howard Pitt, E, Duke (134)
13. Les Goble, B, Alfred (146)
14. Sammy Dumas, G, Arkansas (158)
15. Cecil Harp, E, Pacific (170)
16. Al Kilgore, T, Kent State (182)
17. Jack Troxell, B, Arkansas (194)
18. Dick Young, B, Tennessee-Chattanooga (206)
19. Jerry Sazio, T, William & Mary (210)
20. Stan Huntsman, B, Wabash (303)
21. Jim Stander, T, Colorado (242)
22. Ledio Fanucchi, T, Fresno State (254)
23. Charley Oakley, B, Louisiana State (266)
24. Lou Sawchik, E, Ohio (278)
25. Jerry Marchand, B, Louisiana State (290)
26. Ralph Carrigan, C, Alabama (302)
27. John Culver, B, Harvard (314)
28. Tom Koller, B, William & Mary (326)
29. Bill Albrecht, B, Washington (338)
30. Alex Burl, B, Colorado State (350)

1953

1. Johnny Olszewski, B, California (4)
2. Jim Psaltis, B, Southern California (15)
3. Dale Samuels, QB, Purdue (28)
4. Buck Martin, E, Georgia Tech (39)
5. Bill Shalotsky, G, Cincinnati (52)
6. Tony Curcillo, B, Ohio State (63)
7. Tom Higgins, T, N. Carolina (from Phila.) (70)
7. Choice to Philadelphia
8. Jerry Watford, G, Alabama (87)
- 9a. Ed Humann, G, Nebraska (from Wash.) (99)
- 9b. Avatus Stone, B, Syracuse (100)
10. Charley Berndt, T, Wisconsin (111)
11. Ed Woodsom, E, Yale (124)
12. Chuck Spaulding, B, Wyoming (135)



- 13a. Frank McPhee, E, Princeton (from Wash.) (147)
- 13b. Ronnie Morris, B, Tulsa (148)
14. Dick Sprague, B, Washington (159)
15. Nick Chickillo, G, Miami (172)
16. Jimmy Lear, B, Mississippi (183)
17. Earl Heninger, B, Purdue (196)
18. Joe Yukica, E, Penn State (207)
19. Tom Donahue, C, Wake Forest (220)
20. Len D'Errico, G, Boston (231)
21. Joe Curtis, E, Alabama (244)
22. Hal Lokovsek, T, Washington State (255)
23. Jim Root, B, Miami (Ohio) (268)
24. Brad Glass, G, Princeton (279)
25. Haywood Sullivan, B, Florida (292)
26. Don Ringe, T, Idaho (303)
27. C.O. Brocato, C, Baylor (316)
28. Mike Prokopiak, B, New Mexico (327)
29. Earl Wrightenberry, T, Clemson (340)
30. Bill Gaudreau, B, Notre Dame (351)

1952

1. Ollie Matson, B, San Francisco (3)
2. Johnny Karras, B, Illinois (16)
3. Darrell (Pete) Brewster, E, Purdue (from Detroit) (21)
3. Choice to San Francisco
4. Choice to L.A. Rams
5. Dick Fugler, T, Tulane (51)
6. John Hancock, G, Baylor (64)
7. Harry Jabbusch, C, South Carolina (75)
8. Don Coleman, G, Michigan State (88)
9. Malcolm Cook, B, Georgia (99)
10. John Felch, T, Holy Cross (112)
11. Leo Sugar, E, Purdue (123)
12. Joe Masnaghetti, T, Marquette (136)
13. Mel Massucco, B, Holy Cross (147)
14. Tom Tofaute, C, North Carolina State (160)
15. John Davis, B, Indiana (171)
16. Mike Mergen, G, San Francisco (184)
17. Darrell Crawford, B, Georgia Tech (195)
18. Bill Pyron, T, Mississippi State (208)
19. Ed Listopad, T, Wake Forest (219)
20. Frank Fischel, E, Arkansas (232)
21. Wade Musgrove, G, Hardin-Simmons (243)
22. Glenn Lippman, B, Texas A&M (256)
23. Louis (Red) Stephens, G, San Francisco (267)
24. E.J. Moore, G, Abilene Christian (280)
25. Cliff Anderson, E, Indiana (291)
26. Charley Fry, T, Maryland (304)
27. Sam Moses, T, Texas A&M (315)
28. Harold Lutz, E, Alabama (328)
29. Don Kasperan, B, Purdue (339)
30. Will Stolk, B, Miami (352)

1951

1. Jerry Groom, C, Notre Dame (6)
2. Don Joyce, T, Tulane (18)
3. Don Stonesifer, E, Northwestern (30)
4. Dick Doynne, B, Lehigh (42)
5. Lynn Lynch, G, Illinois (from Wash.) (51)
6. Ed Jaseonek, B, Furman (66)
7. Dick Panches, T, Colorado (78)
8. Leo Sanford, C, Louisiana Tech (90)
9. Neil Schmidt, B, Purdue (102)
10. Ken Cooper, G, Vanderbilt (from Balt.) (115)
11. Tom Bienemann, E, Drake (127)
12. Jack Landry, B, Notre Dame (139)
13. Volney Peters, T, Southern California (151)
14. Bill Leskovar, B, Kentucky (163)
15. John Simic, G, Wisconsin (175)
16. Gene Miller, B, Northwestern (187)
17. Henry May, C, Southwest Missouri State (199)
18. Russ Pomeroy, T, Stanford (211)
19. Gene Ackerman, E, Missouri (223)
20. Fred Wallner, G, Notre Dame (235)
21. Dick Bunting, E, Drake (247)
22. S.J. Whitman, B, Tulsa (259)
23. Jim Owens, E, Oklahoma (from Balt.) (271)
24. Billy Cross, B, West Texas State (283)
25. Vernon Quick, G, Wofford (295)
26. Jeff Fleischmann, B, Cornell (307)
27. Ken Huxhold, T, Wisconsin (319)

28. Dick Martin, B, Kentucky (331)
29. Bob Livingston, B, Notre Dame (from Balt.) (343)
30. Leon Root, B, Rutgers (355)

1950

1. Choice to L.A. Rams
2. Jack Jennings, T, Ohio State (21)
3. Bill Svoboda, B, Tulane (from N.Y. Bulldogs) (29)
3. Fran Poltfoot, E, Washington State (35)
4. Don Paul, B, Washington State (47)
5. Carl Kiilsgaard, T, Idaho (61)
6. Warren Wood, G, Puget Sound (73)
7. Billy Gay, B, Notre Dame (from N.Y. Giants) (85)
7. Eddie Badgion, G, Michigan State (87)
8. John Hock, T, Santa Clara (99)
9. Vito Ragazzo, E, William & Mary (113)
10. Walt Grothaus, C, Notre Dame (125)
10. Milt Lavigne, B, S.E. La. (from Pitt.) (126)
11. J.D. Ison, E, Baylor (139)
12. Frank Wallheiser, E, Western Kentucky (151)
12. Bob Sharpe, G, Davidson (from Pitt.) (152)
13. Jerry Hennessey, E, Santa Clara (165)
14. Dee Andros, G, Oklahoma (177)
15. Al Langford, B, Howard Payne (191)
16. Harry Bierman, E, Furman (203)
17. Tom Palmer, T, Wake Forest (217)
18. Ray Espenan, E, Notre Dame (229)
19. Loran Day, B, Northwestern (243)
20. Webb Halbert, B, Iowa State (255)
21. Howard Blumhardt, B, South Dakota (269)
22. Jim Lipinski, T, Fairmont State (281)
23. Bill Montgomery, B, Fresno State (295)
24. Bob Gambold, B, Washington State (307)
25. Lee Truman, B, Kentucky (321)
26. Jim Pittman, B, Mississippi State (333)
27. Tom Bienemann, E, Drake (347)
28. Sonny Jones, B, Wyoming (359)
29. Bill Montagne, B, California (373)
30. Vic Banonis, C, Georgetown (Wash., D.C.) (385)

1949

1. Bill Fischer, G, Notre Dame (10)
2. Dick McKissack, B, Southern Methodist (21)
3. Choice to Boston
4. John Goldsberry, T, Indiana (40)
5. Tom Wham, E, Furman (50)
6. Bernie Hanula, T, Wake Forest (60)
7. Myrl Greathouse, B, Oklahoma (from Det.) (62)
7. Jim Cain, E, Alabama (70)
8. Joe E. Brown, B, Georgia Tech (80)
9. Hal Herring, C, Auburn (90)
10. Bob Hecker, B, Baldwin-Wallace (100)
11. Stan Flowers, E, Redlands (110)
12. Billy Stone, B, Bradley (120)
13. Bob Todd, T, Louisville (130)
14. Tony Klimek, E, Illinois (140)
15. Bob McQuade, B, Xavier (150)
16. Tom Murdock, B, Appalachian State (160)
17. Eddie Rupp, B, Denison (170)
18. Webb Halbert, B, Iowa (180)
19. Dean Laun, E, Iowa State (190)
20. Earl Rowan, T, Hardin-Simmons (200)
21. Leon Joslin, B, Texas Christian (210)
22. Bill Sprang, C, Purdue (220)
23. Bob Cox, E, North Carolina (230)
24. Stan Szymkowski, B, Lehigh (240)
25. Choice to N.Y. Giants

1948

1. Jim Spavital, B, Oklahoma State (11)
2. Bill Smith, T, North Carolina (23)
3. Jay Smith, E, Southern Mississippi (35)
4. Choice to Pittsburgh
5. Jim Cason, B, Louisiana State (55)
6. Jim Camp, B, North Carolina (65)
7. Choice to N.Y. Giants
8. Carl Weisner, E, St. Louis (85)
9. Gene Corum, G, West Virginia (95)
10. Clarence Self, B, Wisconsin (105)
11. John Hollar, B, Appalachian State (115)
12. Bob Hanlon, B, Loras (125)
13. George Petrovich, T, Texas (135)

14. Jim Still, B, Georgia Tech (145)
15. Clay Davis, C, Oklahoma State (155)
16. Harry Caughron, T, William & Mary (165)
17. Jerry Davis, B, Southeastern Louisiana (175)
18. Gene Dwyer, E, St. Ambrose (185)
19. Harry Waters, B, Colorado College (195)
20. Dick Monroe, C, Kansas (205)
21. H.M. (Hindu) Reynolds, E, S. Mississippi (215)
22. Dick Wedel, G, Wake Forest (225)
23. Paul Shoults, B, Miami (Ohio) (235)
24. Fred Wendt, B, Texas-El Paso (245)
25. Doug Belden, B, Florida (255)
26. Ray Stackhouse, T, Xavier (265)
27. Bernie Reid, G, Georgia (275)
28. Jim Powell, E, Tennessee (285)
29. Bob Polidor, B, Villanova (293)
30. Bill Fischer, G, Notre Dame (300)

1947

1. DeWitt (Tex) Coulter, T, Army (7)
2. Ermal Allen, B, Kentucky (18)
3. Choice to Chicago Bears
4. Ben Raimondi, B, Indiana (41)
5. Howard Turner, B, North Carolina State (50)
6. George Maddock, T, Northwestern (60)
7. Art Dufelmeier, B, Illinois (70)
8. Ray Ramsey, B, Bradley (82)
9. Dave Wallace, B, Oklahoma (90)
10. Charley Sarraatt, B, Oklahoma (101)
11. Hardin Cooper, T, Tulsa (112)
12. Carl Russ, B, Rice (120)
13. Buddy Multigan, B, Duke (131)
14. Charlie Smith, B, Georgia (142)
15. Bob Ravensberg, E, Indiana (150)
16. Barney Barnett, E, N.E. Oklahoma (162)
17. Scotty Deeds, B, Brigham Young (171)
18. Clarence Esser, T, Wisconsin (180)
19. Shelton Ballard, C, Louisiana State (192)
20. Wade Walker, T, Oklahoma (201)
21. Tom Carroll, T, Minnesota (210)
22. Tom Dorsey, B, Brown (222)
23. Otto Schnellbacher, E, Kansas (231)
24. Larry Joe, B, Penn State (240)
25. Dick Abrams, B, Washington State (252)
26. Joe Smith, E, Texas Tech (260)
27. Tony Rotunno, B, St. Ambrose (270)
28. Clyde Lindsey, E, Louisiana State (282)
29. Bob Callahan, C, Michigan (289)
30. Johnny Karamigios, B, Denver (296)

1946

1. Dub Jones, B, Tulane (2)
2. Mac Wenskunas, C, Illinois (11)
3. Elmer Angsman, B, Notre Dame (16)
4. Ham Nichols, G, Rice (26)
5. Joe Golding, B, Oklahoma (31)
6. Len Dickey, T, Texas A&M (41)
7. Pat Lenshan, E, Tennessee (51)
8. Phil Tinsley, E, Alabama (61)
9. J.C. Colhouer, G, Oklahoma State (71)
10. Tom Barber, T, Tennessee-Chattanooga (81)
11. Dick Loepfe, T, Wisconsin (91)
12. Venton Yablonski, B, Columbia (101)
13. Lee Lewis, B, Washington (111)
14. Bob Russell, B, Miami (Ohio) (121)
15. Fred Rovi, B, Notre Dame (131)
16. Ray Evans, T, Texas-El Paso (141)
17. Bob Loubie, B, Miami (Ohio) (151)
18. Frank Irwin, T, Duke (161)
19. Pride Ratterree, G, Wake Forest (171)
20. Bill Heywood, B, Notre Dame (181)
21. Al Traught, B, Miami (Ohio) (191)
22. Clem Andrulewicz, T, Villanova (201)
23. Adam Rakowski, E, Pennsylvania (211)
24. Jack McKenzie, B, Northwestern (221)
25. Tom Worthington, T, Tulsa (231)
26. Jim Vugrin, G, Tennessee (241)
27. Jesse Herschberger, E, S. Methodist (251)
28. Newman Ledbetter, T, Texas Tech (261)
29. Alton Baldwin, E, Arkansas (271)
30. Jim LaRue, B, Duke (281)



1945

1. Charley Trippi, B, Georgia (1)
2. Paul Collins, B, Missouri (14)
3. Walt Watt, B, Miami (18)
4. Bob Dobelstein, G, Tennessee (28)
5. Zeke Chronister, E, Texas Christian (35)
6. Corwin Clatt, B, Notre Dame (45)
7. Ziggy Czarowski, T, Notre Dame (55)
8. John Harrington, E, Marquette (68)
9. Gene Meeks, B, Kentucky (78)
8. Bill Huber, E, Notre Dame (88)
9. Halley Heard, T, Louisiana State (101)
10. Bob Cowan, B, Indiana (111)
11. Elmore (Buddy) Luper, B, Duke (121)
12. Solon (Bobo) Barnett, G, Baylor (134)
13. Gordon Carver, B, Duke (144)
14. John Cannady, B, Indiana (154)
15. Ben Cittadino, E, Duke (167)
16. Ralph Strayhorn, G, North Carolina (177)
17. John Andretich, B, Purdue (187)
18. John Kramer, T, Marquette (200)
19. J.D. (Red) Cheek, G, Baylor (210)
20. Fred Grant, B, Wake Forest (220)
21. Johnny Cook, B, Georgia (233)
22. Ardie McClure, T, Georgia (243)
23. Hugo Norige, B, Wooster (253)
24. Gene (Red) Knight, B, Louisiana State (266)
25. Don Fambrough, B, Texas (276)
26. Garland (Bulldog) Williams, T, Duke (286)
27. Ed Dusek, B, Texas A&M (299)
28. Otto Payne, B, Texas A&M (309)
29. Did not draft
30. Did not draft

1944

1. Pat Harder, B, Wisconsin (2)
2. Paul Mitchell, T, Minnesota (12)
3. Saxon Judd, E, Tulsa (17)
3. Jack Tavener, C, Indiana (28)
4. Bill Blackburn, C, Rice (33)
4. Bill Garnaas, B, Minnesota (44)
5. Rodger Smith, B, Texas Tech (55)
6. John (Red) Cochran, B, Wake Forest (66)
7. Frank Scanlan, B, Loyola (Calif.) (77)
8. Lou Saban, B, Indiana (88)
9. Fran Griffin, T, Holy Cross (99)
10. Leo Daniels, B, Texas A&M (110)
11. Bobby Dodds, B, Tulsa (121)
12. Van Hall, B, Texas Christian (132)
13. Jack Carpenter, T, Missouri (143)
14. Charley Csuri, T, Ohio State (154)
15. Joe Magliolo, B, Texas (165)
16. Walt Snot, T, Bucknell (176)
17. Jack Adams, E, Presbyterian (187)
18. Ray Kuffel, E, Marquette (198)
19. Jack West, E, Texas (209)
20. Jack Escoria, B, Illinois State (220)
21. Don Buffmire, B, Northwestern (231)
22. Bob Nanni, T, Duke (242)
23. John McGinnis, E, Notre Dame (253)
24. Warren Hodges, T, Kansas (264)
25. Bill Earley, B, Notre Dame (275)
26. Bob Davis, G, Oregon (286)
27. Vince DiFrancesca, T, Northwestern (297)
28. Lloyd Ott, C, North Carolina State (308)
29. Did not draft
30. Did not draft

1943

1. Glenn Dobbs, B, Tulsa (3)
2. Johnny Grigas, B, Holy Cross (14)
3. Don Currian, E, Boston College (18)
3. Al Hust, E, Tennessee (29)
4. George Hecht, G, Alabama (33)
4. Al Klug, T, Marquette (44)
5. Stan Mauldin, T, Texas (53)

6. Bill Godwin, C, Georgia (64)
7. Moffatt Storer, B, Duke (73)
8. Fondren Mitchell, B, Florida (84)
9. Emil Lussow, E, Dubuque (93)
10. Paul Hirsbrunner, T, Wisconsin (104)
11. Bill Baumgartner, E, Minnesota (113)
12. Gerard (Buster) Ramsey, G, Wm. & Mary (124)
13. Earl Doloway, B, Indiana (133)
14. Nick Burke, G, Northwestern (144)
15. Bill Campbell, B, Oklahoma (153)
16. Clarence Booth, T, Southern Methodist (164)
17. Elvis (Boots) Simmons, E, Texas A&M (173)
18. Roy Ericson, G, Villanova (184)
19. George (Locomotive) Smith, B, Villanova (193)
20. George Sutch, B, Temple (204)
21. Cliff Kinsey, B, Georgia (213)
22. Weldon Humble, G, Rice (224)
23. Cal Purdin, B, Tulsa (233)
24. Eddie McGovern, B, Illinois (244)
25. Al Drulis, G, Temple (253)
26. Ken MacDonald, C, Rutgers (264)
27. Bill Edwards, G, Louisiana State (273)
28. Pete Hecomovich, B, Idaho (284)
29. Did not draft
30. Did not draft

1942

1. Steve Lach, B, Duke (4)
2. Lloyd Cheatham, B, Auburn (14)
2. Wilson (Bud) Schwenk, B, Wash. (Mo.) (19)
3. Van Bonanis, C, Detroit (29)
3. Bob Reinhard, T, California (34)
4. Chal Daniel, G, Texas (44)
5. Rupe Thornton, G, Santa Clara (54)
6. Doug Renzel, B, Marquette (64)
7. Chet Wetterlund, B, Illinois Wesleyan (74)
8. Jud Ringer, E, Minnesota (84)
9. Jim Fitzharris, E, St. Thomas (Minn.) (94)
10. Dick Brye, T, Marquette (104)
11. Charley Givler, G, Wake Forest (114)
12. Hugh Swink, T, Oklahoma State (124)
13. Marv Harshman, B, Pacific Lutheran (134)
14. George Arabian, B, St. Mary's (Calif.) (144)
15. Jackie Crain, B, Texas (154)
16. Carl Suntheimer, C, North Carolina (164)
17. Jimmy Nelson, B, Alabama (174)
18. Norvell Wallach, T, Missouri (184)
19. Did not draft
20. Did not draft

1941

1. John Kimbrough, B, Texas A&M (2)
2. Paul Christman, QB, Missouri (13)
3. Bob Fox, B, Tennessee (17)
4. John Clement, B, Southern Methodist (28)
5. Ray Apolskis, C, Marquette (32)
6. Marshall Robnett, G, Texas A&M (43)
7. John Kuzman, T, Fordham (52)
8. George Kracum, B, Pittsburgh (63)
9. Tom Vargo, E, Penn State (72)
10. Ray Mallof, B, Southern Methodist (83)
11. Jack Sommers, C, UCLA (92)
12. Charley Armstrong, B, Mississippi College (103)
13. Wayne Pitts, B, Arizona State (112)
14. Joe Lokanc, G, Northwestern (123)
15. Claude White, C, Ohio State (132)
16. Gates Kimball, T, North Carolina (143)
17. Ray Schultz, G, Missouri (152)
18. Fred Harris, T, Southern Methodist (163)
19. Mel Aussieker, B, St. Louis (172)
20. Frank Platt, T, Penn State (183)

1940

1. George Cafego, B, Tennessee (1)
2. George (Snuffy) Stirmweiss, B, North Carolina (11)
3. Lloyd Madden, B, Colorado Mines (16)

4. Cecil (Jack) Shirk, E, Oklahoma (26)
5. Marty Christiansen, B, Minnesota (31)
6. Vic Reginato, E, Oregon (41)
7. Andy Chisick, C, Villanova (51)
8. Ben Kish, B, Pittsburgh (61)
9. Luke Pappas, T, Utah (71)
10. Jack Roche, B, Santa Clara (81)
11. Bill Davis, T, Texas Tech (91)
12. Stan Anderson, T, Stanford (101)
13. Alton Coppage, E, Oklahoma (111)
14. Judson Hudson, B, Davis & Elkins (122)
15. Joe Ziemba, E, St. Benedict (131)
16. Beryl Clark, B, Oklahoma (141)
17. Ralph Foster, T, Oklahoma A&M (151)
18. Lowell Bryant, B, Clemson (161)
19. Russ Buckley, B, Gustavus-Adolphus (171)
20. Rupert Pate, T, Wake Forest (181)

1939

1. Ki Aldrich, C, Texas Christian (1)
2. Marshall (Biggie) Goldberg, B, Pittsburgh (12)
3. Alvord Wolff, T, Santa Clara (16)
4. Hal (Curly) Stebbins, B, Pittsburgh (27)
5. Bill Daddio, E, Pittsburgh (31)
6. George Faust, B, Minnesota (42)
7. Bill Dwyer, B, New Mexico (51)
8. Sherm Hinkebein, C, Kentucky (62)
9. Earl Brown, E, Notre Dame (71)
10. Earl Crowder, QB, Oklahoma (82)
11. Bowden Wyatt, E, Tennessee (91)
12. Jim Thomas, G, Oklahoma (102)
13. Andy Sabados, G, The Citadel (111)
14. Blase Miatovich, T, San Francisco (122)
15. Russ Clarke, G, Santa Clara (131)
16. Gus Goins, E, Clemson (142)
17. Everett Elkins, B, Marshall (151)
18. Frank Huffman, E, Marshall (162)
19. Mike Kochel, G, Fordham (171)
20. Tom Rice, T, San Francisco (182)

1938

1. Jack Robbins, B, Arkansas (5)
2. Milt Popovich, B, Montana (15)
3. Frank Patrick, B, Pittsburgh (20)
3. Bob Herwig, C, California (30)
3. Al Barbatsky, T, Fordham (35)
4. Joe Brunansky, T, Duke (45)
4. Ed Cherry, B, Hardin-Simmons (55)
6. Leon Lavington, E, Colorado (65)
7. Phil Dougherty, C, Santa Clara (75)
8. Dwight Sloan, B, Arkansas (85)
9. Bob Kenderdine, E, Indiana (95)
10. Bob Mauther, C, Holy Cross (105)

1937

1. Ray (Buzz) Buivid, B, Marquette (3)
2. Gaynell Tinsley, E, Louisiana State (12)
3. Art Guepe, B, Marquette (23)
4. H.K. (Bucky) Bryan, B, Tulane (32)
5. Harn Harmon, C, Tulsa (43)
6. Phil Dickens, B, Tennessee (52)
7. Herm Dickerson, B, Virginia Tech (63)
8. John Reynolds, C, Baylor (72)
9. Dwight Hafeli, E, Washington (Mo.) (83)
10. Middleton Fitzsimmons, G, Georgia Tech (92)

1936

1. Jim Lawrence, B, Texas Christian (5)
2. Gomer Jones, C, Ohio State (15)
3. Eddie Erdelaz, E, St. Mary's (Calif.) (23)
4. Ed Brett, E, Washington State (33)
5. Stan Riordan, E, Oregon (41)
6. Ettore Antonini, E, Indiana (51)
7. Tack Dennis, B, Tulsa (59)
8. Ross Carter, G, Oregon (69)
9. Niels Larsen, T, Stanford (77)

*Future draft choice



TOGETHER
WE CAN DO MORE.

MISCELLANEOUS



2018 NFL WEEKLY SCHEDULE

WEEK 1

Thursday, September 6	Local	Arizona
Atlanta at Philadelphia	8:20 p.m. (ET)	5:20 p.m.
Sunday, September 9	Local	Arizona
Buffalo at Baltimore	1:00 p.m. (ET)	10:00 a.m.
Jacksonville at NY Giants	1:00 p.m. (ET)	10:00 a.m.
Tampa Bay at New Orleans	12:00 p.m. (CT)	10:00 a.m.
Houston at New England	1:00 p.m. (ET)	10:00 a.m.
San Francisco at Minnesota	12:00 p.m. (CT)	10:00 a.m.
Tennessee at Miami	1:00 p.m. (ET)	10:00 a.m.
Cincinnati at Indianapolis	1:00 p.m. (ET)	10:00 a.m.
Pittsburgh at Cleveland	1:00 p.m. (ET)	10:00 a.m.
Kansas City at LA Chargers	1:05 p.m. (PT)	1:05 p.m.
Seattle at Denver	2:25 p.m. (MT)	1:25 p.m.
Dallas at Carolina	4:25 p.m. (ET)	1:25 p.m.
Washington at Arizona	1:25 p.m. (MST)	1:25 p.m.
Chicago at Green Bay	7:20 p.m. (CT)	5:20 p.m.
Monday, September 10	Local	Arizona
NY Jets at Detroit	7:10 p.m. (ET)	4:10 p.m.
LA Rams at Oakland	7:20 p.m. (PT)	7:20 p.m.

WEEK 2

Thursday, September 13	Local	Arizona
Baltimore at Cincinnati	8:20 p.m. (ET)	5:20 p.m.
Sunday, September 16	Local	Arizona
Carolina at Atlanta	1:00 p.m. (ET)	10:00 a.m.
Indianapolis at Washington	1:00 p.m. (ET)	10:00 a.m.
Houston at Tennessee	12:00 p.m. (CT)	10:00 a.m.
Philadelphia at Tampa Bay	1:00 p.m. (ET)	10:00 a.m.
Kansas City at Pittsburgh	1:00 p.m. (ET)	10:00 a.m.
Miami at NY Jets	1:00 p.m. (CT)	10:00 a.m.
LA Chargers at Buffalo	1:00 p.m. (ET)	10:00 a.m.
Minnesota at Green Bay	12:00 p.m. (CT)	10:00 a.m.
Cleveland at New Orleans	12:00 p.m. (CT)	10:00 a.m.
Detroit at San Francisco	1:05 p.m. (PT)	1:05 p.m.
Arizona at LA Rams	1:05 p.m. (PT)	1:05 p.m.
New England at Jacksonville	4:25 p.m. (ET)	1:25 p.m.
Oakland at Denver	2:25 p.m. (MT)	1:25 p.m.
NY Giants at Dallas	7:20 p.m. (CT)	5:20 p.m.
Monday, September 17	Local	Arizona
Seattle at Chicago	7:15 p.m. (CT)	5:15 p.m.

WEEK 3

Thursday, September 20	Local	Arizona
NY Jets at Cleveland	8:20 p.m. (ET)	5:20 p.m.
Sunday, September 23	Local	Arizona
New Orleans at Atlanta	1:00 p.m. (ET)	10:00 a.m.
Green Bay at Washington	1:00 p.m. (ET)	10:00 a.m.
Indianapolis at Philadelphia	1:00 p.m. (ET)	10:00 a.m.
Buffalo at Minnesota	12:00 p.m. (CT)	10:00 a.m.
Oakland at Miami	1:00 p.m. (ET)	10:00 a.m.
Denver at Baltimore	1:00 p.m. (ET)	10:00 a.m.
Cincinnati at Carolina	1:00 p.m. (ET)	10:00 a.m.
NY Giants at Houston	12:00 p.m. (CT)	10:00 a.m.
Tennessee at Jacksonville	1:00 p.m. (ET)	10:00 a.m.
San Francisco at Kansas City	12:00 p.m. (CT)	10:00 a.m.
LA Chargers at LA Rams	1:05 p.m. (PT)	1:05 p.m.
Dallas at Seattle	1:25 p.m. (PT)	1:25 p.m.
Chicago at Arizona	1:25 p.m. (MST)	1:25 p.m.
New England at Detroit	8:20 p.m. (ET)	5:20 p.m.
Monday, September 24	Local	Arizona
Pittsburgh at Tampa Bay	8:15 p.m. (ET)	5:15 p.m.

WEEK 4

Thursday, September 27	Local	Arizona
Minnesota at LA Rams	5:20 p.m. (PT)	5:20 p.m.
Sunday, September 30	Local	Arizona
NY Jets at Jacksonville	1:00 p.m. (ET)	10:00 a.m.
Miami at New England	1:00 p.m. (ET)	10:00 a.m.
Philadelphia at Tennessee	12:00 p.m. (CT)	10:00 a.m.
Houston at Indianapolis	1:00 p.m. (ET)	10:00 a.m.
Buffalo at Green Bay	12:00 p.m. (CT)	10:00 a.m.
Detroit at Dallas	12:00 p.m. (CT)	10:00 a.m.
Tampa Bay at Chicago	12:00 p.m. (CT)	10:00 a.m.
Cincinnati at Atlanta	1:00 p.m. (ET)	10:00 a.m.
Seattle at Arizona	1:05 p.m. (MST)	1:05 p.m.
Cleveland at Oakland	1:05 p.m. (PT)	1:05 p.m.
New Orleans at NY Giants	4:25 p.m. (ET)	1:25 p.m.
San Francisco at LA Chargers	1:25 p.m. (PT)	1:25 p.m.
Baltimore at Pittsburgh	8:20 p.m. (ET)	5:20 p.m.
Monday, October 1	Local	Arizona
Kansas City at Denver	6:15 p.m. (MT)	5:15 p.m.
<i>Byes: Carolina, Washington</i>		

WEEK 5

Thursday, October 4	Local	Arizona
Indianapolis at New England	8:20 p.m. (ET)	5:20 p.m.
Sunday, October 7	Local	Arizona
Tennessee at Buffalo	1:00 p.m. (ET)	10:00 a.m.
Atlanta at Pittsburgh	1:00 p.m. (ET)	10:00 a.m.
Denver at NY Jets	1:00 p.m. (ET)	10:00 a.m.
Jacksonville at Kansas City	12:00 p.m. (CT)	10:00 a.m.
Green Bay at Detroit	1:00 p.m. (ET)	10:00 a.m.
Baltimore at Cleveland	1:00 p.m. (ET)	10:00 a.m.
NY Giants at Carolina	1:00 p.m. (ET)	10:00 a.m.
Miami at Cincinnati	1:00 p.m. (ET)	10:00 a.m.
Oakland at LA Chargers	1:05 p.m. (PT)	1:05 p.m.
Arizona at San Francisco	1:25 p.m. (PT)	1:25 p.m.
Minnesota at Philadelphia	4:25 p.m. (ET)	1:25 p.m.
LA Rams at Seattle	1:25 p.m. (PT)	1:25 p.m.
Dallas at Houston *	7:20 p.m. (CT)	5:20 p.m.
Monday, October 8	Local	Arizona
Washington at New Orleans	7:15 p.m. (CT)	5:15 p.m.
<i>Byes: Chicago, Tampa Bay</i>		

WEEK 6

Thursday, October 11	Local	Arizona
Philadelphia at NY Giants	8:20 p.m. (ET)	5:20 p.m.
Sunday, October 14	Local	Arizona
Tampa Bay at Atlanta	1:00 p.m. (ET)	10:00 a.m.
Carolina at Washington	1:00 p.m. (ET)	10:00 a.m.
Seattle at Oakland (London)	5:00 p.m. (GMT)	10:00 a.m.
Indianapolis at NY Jets	1:00 p.m. (ET)	10:00 a.m.
Arizona at Minnesota	12:00 p.m. (CT)	10:00 a.m.
Pittsburgh at Cincinnati	1:00 p.m. (ET)	10:00 a.m.
LA Chargers at Cleveland	1:00 p.m. (ET)	10:00 a.m.
Buffalo at Houston	12:00 p.m. (CT)	10:00 a.m.
Chicago at Miami	1:00 p.m. (ET)	10:00 a.m.
LA Rams at Denver	2:05 p.m. (MT)	1:05 p.m.
Baltimore at Tennessee	3:25 p.m. (CT)	1:25 p.m.
Jacksonville at Dallas	3:25 p.m. (CT)	1:25 p.m.
Kansas City at New England *	8:20 p.m. (ET)	5:20 p.m.
Monday, October 15	Local	Arizona
San Francisco at Green Bay	7:15 p.m. (CT)	5:15 p.m.
<i>Byes: Detroit, New Orleans</i>		



WEEK 7

Thursday, October 18	Local	Arizona
Denver at Arizona	5:20 p.m. (MST)	5:20 p.m.
Sunday, October 21	Local	Arizona
Tennessee at LA Chargers (London)	1:30 p.m. (GMT)	6:30 a.m.
Cincinnati at Kansas City	12:00 p.m. (CT)	10:00 a.m.
Cleveland at Tampa Bay	1:00 p.m. (ET)	10:00 a.m.
Carolina at Philadelphia	1:00 p.m. (ET)	10:00 a.m.
Detroit at Miami	1:00 p.m. (ET)	10:00 a.m.
New England at Chicago	12:00 p.m. (CT)	10:00 a.m.
Minnesota at NY Jets	1:00 p.m. (ET)	10:00 a.m.
Buffalo at Indianapolis	1:00 p.m. (ET)	10:00 a.m.
Houston at Jacksonville	1:00 p.m. (ET)	10:00 a.m.
New Orleans at Baltimore	4:05 p.m. (ET)	1:05 p.m.
Dallas at Washington	4:25 p.m. (ET)	1:25 p.m.
LA Rams at San Francisco*	5:20 p.m. (PT)	5:20 p.m.
Monday, October 22	Local	Arizona
NY Giants at Atlanta	8:15 p.m. (ET)	5:15 p.m.
Byes: Green Bay, Oakland, Pittsburgh, Seattle		

WEEK 8

Thursday, October 25	Local	Arizona
Miami at Houston	7:20 p.m. (CT)	5:20 p.m.
Sunday, October 28	Local	Arizona
Philadelphia at Jacksonville (London)	12:30 p.m. (GMT)	6:30 a.m.
Denver at Kansas City	12:00 p.m. (CT)	10:00 a.m.
Cleveland at Pittsburgh	1:00 p.m. (ET)	10:00 a.m.
Washington at NY Giants	1:00 p.m. (ET)	10:00 a.m.
Seattle at Detroit	1:00 p.m. (ET)	10:00 a.m.
Tampa Bay at Cincinnati	1:00 p.m. (ET)	10:00 a.m.
NY Jets at Chicago	12:00 p.m. (CT)	10:00 a.m.
Baltimore at Carolina	1:00 p.m. (ET)	10:00 a.m.
Indianapolis at Oakland	1:05 p.m. (PT)	1:05 p.m.
San Francisco at Arizona	1:25 p.m. (MST)	1:25 p.m.
Green Bay at LA Rams	1:25 p.m. (PT)	1:25 p.m.
New Orleans at Minnesota *	7:20 p.m. (CT)	5:20 p.m.
Monday, October 29	Local	Arizona
New England at Buffalo	8:15 p.m. (ET)	5:15 p.m.
Byes: Atlanta, Dallas, LA Chargers, Tennessee		

WEEK 9

Thursday, November 1	Local	Arizona
Oakland at San Francisco	5:20 p.m. (PT)	5:20 p.m.
Sunday, November 4	Local	Arizona
Chicago at Buffalo	1:00 p.m. (ET)	11:00 a.m.
Tampa Bay at Carolina	1:00 p.m. (ET)	11:00 a.m.
Kansas City at Cleveland	1:00 p.m. (ET)	11:00 a.m.
NY Jets at Miami	1:00 p.m. (ET)	11:00 a.m.
Pittsburgh at Baltimore	1:00 p.m. (ET)	11:00 a.m.
Detroit at Minnesota	12:00 p.m. (CT)	11:00 a.m.
Atlanta at Washington	1:00 p.m. (ET)	11:00 a.m.
Houston at Denver	2:05 p.m. (MT)	2:05 p.m.
LA Chargers at Seattle	1:05 p.m. (PT)	2:05 p.m.
LA Rams at New Orleans	3:25 p.m. (CT)	2:25 p.m.
Green Bay at New England *	8:20 p.m. (ET)	6:20 p.m.
Monday, November 5	Local	Arizona
Tennessee at Dallas	7:15 p.m. (CT)	6:15 p.m.
Byes: Arizona, Cincinnati, Indianapolis, Jacksonville, NY Giants, Philadelphia		

WEEK 10

Thursday, November 8	Local	Arizona
Carolina at Pittsburgh	8:20 p.m. (ET)	6:20 p.m.
Sunday, November 11	Local	Arizona
New Orleans at Cincinnati	1:00 p.m. (ET)	11:00 a.m.
Atlanta at Cleveland	1:00 p.m. (ET)	11:00 a.m.
Miami at Green Bay	12:00 p.m. (CT)	11:00 a.m.
Jacksonville at Indianapolis	1:00 p.m. (ET)	11:00 a.m.
Detroit at Chicago	12:00 p.m. (CT)	11:00 a.m.
Arizona at Kansas City	12:00 p.m. (CT)	11:00 a.m.
New England at Tennessee	12:00 p.m. (CT)	11:00 a.m.
Washington at Tampa Bay	1:00 p.m. (ET)	11:00 a.m.
Buffalo at NY Jets	1:00 p.m. (ET)	11:00 a.m.
LA Chargers at Oakland	1:05 p.m. (PT)	2:05 p.m.
Seattle at LA Rams	1:25 p.m. (PT)	2:25 p.m.
Dallas at Philadelphia *	8:20 p.m. (ET)	6:20 p.m.
Monday, November 12	Local	Arizona
NY Giants at San Francisco	5:15 p.m. (PT)	6:15 p.m.
Byes: Baltimore, Denver, Houston, Minnesota		

WEEK 11

Thursday, November 15	Local	Arizona
Green Bay at Seattle	5:20 p.m. (PT)	6:20 p.m.
Sunday, November 18	Local	Arizona
Cincinnati at Baltimore	1:00 p.m. (ET)	11:00 a.m.
Minnesota at Chicago	12:00 p.m. (CT)	11:00 a.m.
Carolina at Detroit	1:00 p.m. (ET)	11:00 a.m.
Tennessee at Indianapolis	1:00 p.m. (ET)	11:00 a.m.
Dallas at Atlanta	1:00 p.m. (ET)	11:00 a.m.
Tampa Bay at NY Giants	1:00 p.m. (ET)	11:00 a.m.
Philadelphia at New Orleans	12:00 p.m. (CT)	11:00 a.m.
Houston at Washington	1:00 p.m. (ET)	11:00 a.m.
Denver at LA Chargers	1:05 p.m. (PT)	2:05 p.m.
Oakland at Arizona	2:05 p.m. (MST)	2:05 p.m.
Pittsburgh at Jacksonville *	8:20 p.m. (ET)	6:20 p.m.
Monday, November 19	Local	Arizona
Kansas City at LA Rams (Mexico City)	7:15 p.m. (CT)	6:15 p.m.
Byes: Buffalo, Cleveland, Miami, New England, NY Jets, San Francisco		

WEEK 12

Thursday, November 22	Local	Arizona
Chicago at Detroit	12:30 p.m. (ET)	10:30 a.m.
Washington at Dallas	3:30 p.m. (CT)	2:30 p.m.
Atlanta at New Orleans	7:20 p.m. (CT)	6:20 p.m.
Sunday, November 25	Local	Arizona
Seattle at Carolina	1:00 p.m. (ET)	11:00 a.m.
Cleveland at Cincinnati	1:00 p.m. (ET)	11:00 a.m.
Jacksonville at Buffalo	1:00 p.m. (ET)	11:00 a.m.
Oakland at Baltimore	1:00 p.m. (ET)	11:00 a.m.
Miami at Indianapolis	1:00 p.m. (ET)	11:00 a.m.
San Francisco at Tampa Bay	1:00 p.m. (ET)	11:00 a.m.
NY Giants at Philadelphia	1:00 p.m. (ET)	11:00 a.m.
New England at NY Jets	1:00 p.m. (ET)	11:00 a.m.
Arizona at LA Chargers	1:05 p.m. (PT)	2:05 p.m.
Pittsburgh at Denver	2:25 p.m. (MT)	2:25 p.m.
Green Bay at Minnesota *	7:20 p.m. (CT)	6:20 p.m.
Monday, November 26	Local	Arizona
Tennessee at Houston	7:15 p.m. (CT)	6:15 p.m.
Byes: Kansas City, LA Rams		



WEEK 13

Thursday, November 29	Local	Arizona
New Orleans at Dallas	7:20 p.m. (CT)	6:20 p.m.
Sunday, December 2	Local	Arizona
Baltimore at Atlanta	1:00 p.m. (ET)	11:00 a.m.
Carolina at Tampa Bay	1:00 p.m. (ET)	11:00 a.m.
LA Chargers at Pittsburgh	1:00 p.m. (ET)	11:00 a.m.
Chicago at NY Giants	1:00 p.m. (ET)	11:00 a.m.
Buffalo at Miami	1:00 p.m. (ET)	11:00 a.m.
Denver at Cincinnati	1:00 p.m. (ET)	11:00 a.m.
LA Rams at Detroit	1:00 p.m. (ET)	11:00 a.m.
Arizona at Green Bay	12:00 p.m. (CT)	11:00 a.m.
Cleveland at Houston	12:00 p.m. (CT)	11:00 a.m.
Indianapolis at Jacksonville	1:00 p.m. (ET)	11:00 a.m.
NY Jets at Tennessee	3:05 p.m. (CT)	2:05 p.m.
Kansas City at Oakland	1:05 p.m. (PT)	2:05 p.m.
Minnesota at New England	4:25 p.m. (PT)	2:25 p.m.
San Francisco at Seattle *	5:20 p.m. (PT)	6:20 p.m.
Monday, December 3	Local	Arizona
Washington at Philadelphia	8:15 p.m. (ET)	6:15 p.m.

WEEK 14

Thursday, December 6	Local	Arizona
Jacksonville at Tennessee	7:20 p.m. (CT)	6:20 p.m.
Sunday, December 9	Local	Arizona
NY Jets at Buffalo	1:00 p.m. (ET)	11:00 a.m.
NY Giants at Washington	1:00 p.m. (ET)	11:00 a.m.
New Orleans at Tampa Bay	1:00 p.m. (ET)	11:00 a.m.
New England at Miami	1:00 p.m. (ET)	11:00 a.m.
Baltimore at Kansas City	12:00 p.m. (CT)	11:00 a.m.
Indianapolis at Houston	12:00 p.m. (CT)	11:00 a.m.
LA Rams at Chicago	12:00 p.m. (CT)	11:00 a.m.
Carolina at Cleveland	1:00 p.m. (ET)	11:00 a.m.
Atlanta at Green Bay	12:00 p.m. (CT)	11:00 a.m.
Denver at San Francisco	1:05 p.m. (PT)	2:05 p.m.
Cincinnati at LA Chargers	1:05 p.m. (PT)	2:05 p.m.
Philadelphia at Dallas	3:25 p.m. (CT)	2:25 p.m.
Detroit at Arizona	2:25 p.m. (MST)	2:25 p.m.
Pittsburgh at Oakland *	5:20 p.m. (PT)	6:20 p.m.
Monday, December 10	Local	Arizona
Minnesota at Seattle	5:15 p.m. (PT)	6:15 p.m.

WEEK 15

Thursday, December 13	Local	Arizona
LA Chargers at Kansas City	7:20 p.m. (CT)	6:20 p.m.
Saturday, December 15	Local	Arizona
Cleveland at Denver	2:30 p.m. (ET)	2:30 p.m.
Houston at NY Jets	4:30 p.m. (MT)	2:30 p.m.
Sunday, December 16	Local	Arizona
Green Bay at Chicago	12:00 p.m. (CT)	11:00 a.m.
Detroit at Buffalo	1:00 p.m. (ET)	11:00 a.m.
Tampa Bay at Baltimore	1:00 p.m. (ET)	11:00 a.m.
Arizona at Atlanta	1:00 p.m. (ET)	11:00 a.m.
Oakland at Cincinnati	1:00 p.m. (ET)	11:00 a.m.
Tennessee at NY Giants	1:00 p.m. (ET)	11:00 a.m.
Miami at Minnesota	12:00 p.m. (CT)	11:00 a.m.
Washington at Jacksonville	1:00 p.m. (ET)	11:00 a.m.
Dallas at Indianapolis	1:00 p.m. (ET)	11:00 a.m.
Seattle at San Francisco	1:05 p.m. (PT)	2:05 p.m.
New England at Pittsburgh	4:25 p.m. (ET)	2:25 p.m.
Philadelphia at LA Rams *	5:20 p.m. (PT)	6:20 p.m.
Monday, December 17	Local	Arizona
New Orleans at Carolina	8:15 p.m. (ET)	6:15 p.m.

WEEK 16

Saturday, December 22	Local	Arizona
Baltimore at LA Chargers	1:05 p.m. (PT)	1:05 p.m.
Jacksonville at Miami	1:00 p.m. (ET)	11:00 a.m.
NY Giants at Indianapolis	11:00 a.m. (ET)	11:00 a.m.
Washington at Tennessee	12:00 p.m. (CT)	11:00 a.m.
Sunday, December 23	Local	Arizona
Atlanta at Carolina	1:00 p.m. (ET)	11:00 a.m.
Cincinnati at Cleveland	1:00 p.m. (ET)	11:00 a.m.
Tampa Bay at Dallas	12:00 p.m. (CT)	11:00 a.m.
Minnesota at Detroit	1:00 p.m. (ET)	11:00 a.m.
Buffalo at New England	1:00 p.m. (ET)	11:00 a.m.
Green Bay at NY Jets	1:00 p.m. (ET)	11:00 a.m.
Houston at Philadelphia	1:00 p.m. (ET)	11:00 a.m.
LA Rams at Arizona	2:05 p.m. (MST)	2:05 p.m.
Chicago at San Francisco	1:05 p.m. (PT)	2:05 p.m.
Pittsburgh at New Orleans	3:25 p.m. (CT)	2:25 p.m.
Kansas City at Seattle	5:20 p.m. (PT)	6:20 p.m.
Monday, December 24	Local	Arizona
Denver at Oakland	5:15 p.m. (PT)	6:15 p.m.

WEEK 17

Sunday, December 30	Local	Arizona
Cleveland at Baltimore	1:00 p.m. (ET)	11:00 a.m.
Miami at Buffalo	1:00 p.m. (ET)	11:00 a.m.
Detroit at Green Bay	12:00 p.m. (CT)	11:00 a.m.
Jacksonville at Houston	12:00 p.m. (CT)	11:00 a.m.
Oakland at Kansas City	12:00 p.m. (CT)	11:00 a.m.
Chicago at Minnesota	12:00 p.m. (CT)	11:00 a.m.
NY Jets at New England	1:00 p.m. (ET)	11:00 a.m.
Carolina at New Orleans	12:00 p.m. (CT)	11:00 a.m.
Dallas at NY Giants	1:00 p.m. (ET)	11:00 a.m.
Cincinnati at Pittsburgh	1:00 p.m. (ET)	11:00 a.m.
Atlanta at Tampa Bay	1:00 p.m. (ET)	11:00 a.m.
Indianapolis at Tennessee	12:00 p.m. (CT)	11:00 a.m.
Philadelphia at Washington	1:00 p.m. (ET)	11:00 a.m.
LA Chargers at Denver	2:25 p.m. (MT)	2:25 p.m.
San Francisco at LA Rams	1:25 p.m. (PT)	2:25 p.m.
Arizona at Seattle	1:25 p.m. (PT)	2:25 p.m.

* - Sunday night games in Weeks 5-15 subject to change;
Week 17 game TBD



SUNDAY FLEXIBLE SCHEDULING FOR THE 2018 REGULAR SEASON

"Flexible scheduling" will be used in Weeks 11-17. Additionally, in Weeks 5-10, flexible scheduling may be used in no more than two weeks. In Weeks 5-16, the schedule lists the games tentatively set for Sunday Night Football on NBC. Only Sunday afternoon games are eligible to be moved to Sunday night, in which case the tentatively scheduled Sunday night game would be moved to an afternoon start time. A flexible scheduling move would be announced at least 12 days before the game. Flexible scheduling will not be applied to games airing on Thursday or Monday nights. For Week 17, the Sunday night game will be announced no later than six days prior to December 30. The schedule does not list a

Sunday night game in Week 17, but an afternoon game with playoff implications will be moved to that time slot. Flexible scheduling ensures quality matchups in all Sunday time slots in those weeks and gives "surprise" teams a chance to play their way into primetime.

For the Cardinals, this means home games vs. the 49ers, Raiders, Lions and Rams are subject to flexible scheduling.

The Arizona Cardinals will post all information regarding game times at www.azcardinals.com. We also recommend you check the team's official Instagram, Twitter and Facebook accounts, and other media outlets for additional information regarding scheduled game times.

"CARDINALS FLIGHT PLAN" ECLIPSES 13.8 MILLION VIEWS

In February, the Arizona Cardinals launched Cardinals Flight Plan, a first-of-its-kind documentary series available on Facebook Watch that takes fans behind the scenes for an inside look at the team's offseason.

Viewers logged on to watch the 10-episode series, which began February 14 and produced a new episode every other week until the finale on June 20. Episode 4 released on March 28 was the most viewed as of mid-July with 7.6 million video views.

Not surprisingly, nearly 32 percent of the show's audience is in Arizona. However, the international appeal of Flight Plan is reflected in the fact that England was a top-five region in terms of minutes watched for eight of the 10 episodes.

"We are always looking for new and innovative ways to connect with fans and provide them with unique content where they are consuming it," said Cardinals President Michael Bidwill. "The job that (VP, Broadcasting/Digital Content) Tim DeLaney and his staff have done on Flight Plan has been phenomenal and the overwhelming response reflects the incredibly high quality of their work."

ABOUT FLIGHT PLAN: From the final moments of the 2017 season and leading up to training camp in 2018, Flight Plan has allowed fans to follow the team's search for a new head coach and quarterback, free agency evaluation process, success in the 2018 NFL Draft and on-field preparations during organized team activities and minicamp.

Episode 10: Ready For Takeoff – New coach. New QBs. No shortage of headlines this offseason.

Episode 9: Full Deck – Josh Rosen and the rookies join Sam Bradford and the veterans during organized team activities. While offseason workouts continue, Arizona is awarded Super Bowl LVII during the NFL owners meetings.

Episode 8: Cardinal DNA – As the team takes shape, it's built with the "Cardinal DNA" at its core.

Episode 7: Own the Room – The drama of the 2018 NFL Draft unfolds from Dallas and inside the war room at team's headquarters in Tempe.

Episode 6: D-Day – Steve Wilks is wired for sound during his first minicamp as Head Coach, and General Manager Steve Keim is encamped in the war room preparing for the Draft. The Cardinals have their sights set for success as they receive the 2018 schedule.

Episode 5: Groundwork – The first offseason program under head coach Steve Wilks is underway. David Johnson and Markus Golden are hard at work to come back from season-ending injuries.

Episode 4: Veteran Moves – NFL free agency is underway, and the Arizona Cardinals make the offensive line a top priority.

Episode 3: Combining Together – Steve Wilks, his staff and the front office use the week at the NFL Combine to get on the same page about the Draft class and everything else it takes to build a team.

Episode 2: Mobilizing – The General Manager entrusts his scouts to evaluate the talent at the Senior Bowl and new Head Coach Steve Wilks settles into a routine at Cardinals headquarters. Finding the next franchise quarterback is a primary focus.

Episode 1: Reshuffling the Deck – The search for Arizona's new head coach is underway, and the Cardinals provide fans an in-depth look into the process.

ABOUT FACEBOOK WATCH: Launched in 2017, Facebook Watch is a video on-demand service that provides original content on the world's largest social media platform with over one billion users worldwide. Facebook Watch is available in the U.S. on mobile, desktop and through Facebook TV apps.

HOW TO WATCH: Regardless of whether they have a Facebook account, fans within the U.S. can watch the series by going to facebook.com/cardinalsflightplan. Viewers outside the U.S. are able to access the show via the Cardinals' main Facebook page.



UNIVERSITY OF PHOENIX STADIUM GENERATED \$1.3 BILLION FOR VALLEY ECONOMY

According to a study completed by the Seidman Research Institute, W.P. Carey School of Business at Arizona State University, a three-year run of major sporting events hosted at University of Phoenix Stadium poured \$1.3 billion into the Valley's economy.

This unprecedented stretch began with 2015 Pro Bowl and Super Bowl XLIX (\$720 million), continued with the 2016 CFP National Championship Game (\$274 million) and concluded with the 2017 NCAA Men's Basketball Final Four (\$325 million).

"From day one, the vision for this stadium was to build a world-class, multi-purpose facility capable of hosting the most prestigious events in sports so that our community could reap the immense benefits," said Cardinals President Michael Bidwill. "[This] news is a testament not only to all those who believed in that vision but the countless individuals who tirelessly worked to both attract and successfully stage these events."

A separate Nielsen Sports survey shows that the benefits of mega sporting events go beyond the massive financial windfall. According to the study, 90 percent of Valley residents say the three-year run had a positive impact on the community, and 78 percent say hosting these events is important.

"Mega sporting events are a huge benefit to Arizona's economy, generating millions in revenue and tax dollars and providing incredible national and international media exposure for our state," Gov. Doug Ducey said. "And they foster community pride as residents come together to celebrate the spirit of elite athletic competition."

Below is a glance at some of the major moments that have taken place at the Cardinals home stadium.

2007 BCS National Championship Game – Florida 41, Ohio State 14

No. 2 Gators upset previously unbeaten Ohio State in first BCS National Championship Game

Super Bowl XLII – New York Giants 17, New England Patriots 14

Eli Manning leads Giants to TD with under a minute left to end Patriots' hopes of a perfect season

2011 BCS National Championship Game – Auburn 22, Oregon 19

Led by Heisman winner Cam Newton, Auburn completes undefeated season with FG as time expires

Super Bowl XLIX – New England Patriots 28, Seattle Seahawks 24

Malcolm Butler's goal-line INT gives Patriots fourth Super Bowl victory and ends Seahawks bid for repeat

2016 CFP National Championship Game – Alabama 45, Clemson 40

Alabama captures fourth national title in eight years after second-half offensive shootout

2017 NCAA Men's Basketball Final Four – North Carolina 71, Gonzaga 65

North Carolina won its first national title since 2009 in a showdown between No. 1 seeds

Other major events held at University of Phoenix Stadium include the 2015 Pro Bowl, Wrestlemania XXVI in 2010, three games of the Copa America Centenario in 2016, and the Fiesta Bowl annually since 2007. The Fiesta Bowl hosted a CFP semifinal game for the 2016 season, in which Clemson defeated Ohio State 31-0 and went on to win the national championship. It is slated to host semifinals again for the 2019/20, 2022/23 and 2025/26 college football seasons.





NFL POLICY FOR RETRACTABLE ROOFS

The National Football League's Policy for Retractable Domed Stadiums was developed by the NFL Competition Committee.

Below is the excerpt from the 2018 Policy Manual for Member Clubs, detailing the league's policy for retractable roofs. At present, University of Phoenix Stadium, Reliant Stadium in Houston, Lucas Oil Stadium in Indianapolis, AT&T Stadium in Dallas and Mercedes-Benz Stadium in Atlanta are the only five venues in the NFL with retractable roofs.



GENERAL POLICY

Until 90 minutes prior to kickoff, the home club will have the authority to determine if the retractable roof should be open or closed for each preseason and regular season game. The home club may choose to open the roof for some games and not for others.

In the event a game is started with the roof in the open position and it is closed pursuant to the procedures set forth below, the roof must thereafter remain in the closed position for the duration of the game.

If the roof is in the closed position for the first half of the game, the home club may elect to open the roof for the second half of the game, provided that such election takes place no later than 90 minutes before kickoff, the "NFL Retractable Roof Halftime Election Form" is properly submitted at that 90 minute meeting to the opposing club and the NFL Football Operations department, and the weather parameters set forth in the Election Form are satisfied when five minutes remain in the second quarter.

PRE-GAME PROCEDURES

- 1) In the week prior to a game and on game day, to preserve and protect the field, the League's tarp rule will be in effect, if the roof is open.
- 2) Forty-eight hours prior to kickoff, the home club must submit to the Football Operations department its defined weather parameters for opening the retractable roof at halftime, assuming an election to do so has been made at the 90-minute meeting on game day. For the purposes of this policy, "weather parameters" include maximum and minimum temperatures, maximum and minimum wind speeds, and likelihood of any precipitation or hazardous condition for the remainder of the game.
- 3) No later than one and one-half hours prior to kickoff, the home club is required to notify the Referee or the highest-ranking League official working at the game whether the roof shall be open or closed. The opening or closing of the roof as designated by the home club should be completed no later than 60 minutes prior to kickoff. All overhead lighting must be on prior to team warm-ups and must remain on for the duration of the game.
- 4) If, subsequent to the home club's decision to have the roof in the open position for the game, a hazardous condition (lightning, severe winds, etc.) develops or is anticipated that threatens the welfare of participants and/or spectators, as determined by the Referee after receiving input from the Stadium Manager and the highest-ranking League official working at the game, the roof shall be closed immediately. If it begins to rain at any time after the club's decision to have the roof in the open position for the game, the roof shall be closed immediately, by signal of the Referee to the Stadium Manager.

HALFTIME PROCEDURES

- 1) If at the 90-minute meeting the home club elected to open the roof at halftime, the roof must remain opened if the defined weather parameters are in place when five minutes remain in the second quarter. The weather parameters will be verified by the Football Operations department utilizing its designated weather service provider. Final determination as to whether the weather parameters have been satisfied will be made by the Football Operations department with two minutes remaining in the second quarter.
- 2) The visiting and home Head Coach must be notified by a member of the officiating crew that the roof will be opened for the second half immediately after the conclusion of the first half.
- 3) The opening of the roof at halftime must commence as soon as the first half ends to ensure that the roof is fully opened prior to the start of the second half.
- 4) In the event the home club fails to open the retractable roof after: (a) an election has been made; (b) the defined weather parameters have been satisfied; and (c) receiving approval from the Football Operations department to open the roof, the club will be subject to discipline by the Commissioner for conduct detrimental, absent any exigent circumstances such as mechanical failure of the retractable roof.

IN-GAME PROCEDURES

- 1) If a game starts with the roof open, it shall be closed at any time due to the development or anticipation of a hazardous condition that threatens the welfare of participants and/or spectators. The game Referee, in consultation with the highest-ranking League official working at the game, after receiving input from the Stadium Manager, will decide if the roof should be closed. If the roof is closed pursuant to the above, it must remain closed for the duration of the game. Play may continue while the roof is being closed, subject to the Referee suspending play pursuant to the procedures for emergency situations.
- 2) If a game starts with the roof open, it shall be closed at any time up to the last five minutes of the fourth period if it begins to rain. The decision to close the roof will be made by the Referee, who will signal to the Stadium Manager or otherwise communicate to him or her to begin closing the roof. Play will continue while the roof is closing.
- 3) If the fourth period ends with the roof in the open position, no change will be made prior to or during an overtime period, unless the roof is closed pursuant to the procedures for hazardous conditions as set forth in No. 1 above.



CARDINALS CHARITIES

Founded in 1990, Cardinals Charities mission is to support programs designed to improve the quality of life and enhance opportunities for children, women, and minorities in Arizona.

Cardinals Charities grants are awarded on an annual basis in response to applications from qualified non-profit organizations whose goals and programs meet the mission statement.

Cardinals Charities also continued its involvement with a wide range of organizations focused on women and children's issues in Arizona. Cardinals Charities supported these programs through grants awarded to the Sojourner Center, Helping Hands




CARDINALS CHARITIES

for Single Moms, the Ronald McDonald House, Communities in Schools, The Wellness Community and UOM New Day Centers.

One of the biggest programs that financially support Cardinals Charities is the sale of Cardinals specialty license plates sold through the Arizona Department of Transportation (ADOT).

Drivers who purchase a Cardinals specialty plate pay \$25 per year with \$17 going to Cardinals Charities each year.

In 2017, Cardinals Charities distributed grants to worthy charitable organizations including Boys & Girls Clubs across the state, domestic violence shelters, and various educational programs.



GENERAL GUIDELINES FOR BENEFICIARIES

- Organizations must be exempt under 501 (c) (3) of the Internal Revenue Service code.
- At least 75 percent of funding must be spent in Arizona.
- Grant application will be limited to once each year; however, organizations may reapply each year. Proposals for \$5,000 or less are preferred.

APPLICATION PROCESS

Interested organizations must request an application in writing, either by FAX or mail, on their 501 (c) (3) letterhead. Deadline for submission of application is July 1. Grant notification will be made within 180 days following filing deadline.

Address correspondence to:

Cardinals Charities
P.O. Box #888
Phoenix, AZ 85001-0888



Cardinals Charities hosts four signature annual events during the course of each year – the Kickoff Luncheon, Celebrity Golf Classic, Kingpin Challenge and Celebrity Golf Challenge.



KICKOFF LUNCHEON

- Entering its 21st consecutive season.
- The Kickoff Luncheon is a chance for fans and business partners to enjoy lunch and meet the entire Cardinals team and coaching staff prior to the start of each season.
- In 2017, over 500 guests attended the luncheon on the field level at University of Phoenix Stadium in a talk-show style event featuring Cardinals players and emceed by team broadcasters Ron Wolfley and Paul Calvisi.



KINGPIN CHALLENGE

- Entering 25th consecutive season as a dinner/auction and 11th as the Kingpin Challenge at Chandler's Kyrene Lanes.
- The 10th annual Kingpin Challenge was held at Chandler's Kyrene Lanes in 2017, featuring the entire Cardinals team and coaching staff.
- In 2017, 175 bowlers were grouped with a current Cardinals player or coach for the bowling tournament.



CARDINALS CELEBRITY GOLF CHALLENGE

- Entering its 14th consecutive season after previously being called the NFL Alumni Celebrity Golf Challenge.
- A celebrity golf tournament during the season partners Cardinals alumni along with local celebrities, fans and business partners.
- In its 13th year in 2017, the Cardinals Charities Celebrity Golf Challenge presented by Albertsons/Safeway had 40 NFL alumni paired up with other Valley sports celebrities and 160 other golfers.



CARDINALS CELEBRITY GOLF CLASSIC

- Entering 30th consecutive season.
- The longest running Cardinals Charities event, the Golf Classic is held each offseason with participants donating money for the opportunity to play with members of the Cardinals organization.
- Each year, participants play a round of golf with various celebrities and have the opportunity to win various luxury items while also bidding on memorabilia and travel packages through an auction.
- In 2018, the 200 golfers that participated included Cardinals players and alumni along with Arizona's coaches at the Whirlwind Golf Club at Wild Horse Pass.





CARDINALS COMPLETE ANOTHER SUCCESSFUL YEAR IN THE COMMUNITY

The 2017 season marked another successful year for the Arizona Cardinals Football Club and its various community-based activities.

Cardinals players, coaches, cheerleaders, mascot Big Red, alumni and front office staff continued the organization's ongoing efforts of being a champion in the community. Throughout the 2017 season, 50 different players, alumni and members of the Cardinals Women's club took part in over 250 different community events and appearances that impacted over 35,000 adults and children. The Cardinals also donated more than 50,000 pieces of merchandise and memorabilia throughout the past year. During the 2018 offseason, the Cardinals stayed busy by hosting over 40 community events involving 20 different current and former players that impacted over 7,000 children and adults.

The Cardinals four signature community programs during the season - the SRP and Safeway Milk and Cookies Program, Gatorade Jr. Training Camps, USA Football's "Heads Up Football" and the NFL Flag Football program - continued last year and will all be back in 2018.

SRP/SAFEGWAY MILK AND COOKIES PROGRAM

- Entering its 17th consecutive season.
- Each Tuesday during the season, a different Cardinals player along with team mascot Big Red read to students at various Valley elementary schools and distributed bookmarks and milk and cookies provided by Safeway.
- 15 players visited 16 different schools and read to over 600 students in 2017.



GATORADE JR. TRAINING CAMPS

- Entering 21st consecutive season. During the 2017 season, the Cardinals put on clinics using Gatorade Jr. Training stations and interactive zones.
- Current and former Cardinals players and Big Red provided football instruction and guidance for students while hosting kids camps at Valley elementary schools and at University of Phoenix Stadium. The players and Big Red helped promote the NFL's Play 60 message to encourage kids to receive 60 minutes of daily exercise.
- 19 players participated in 28 Kids Camps impacting over 2,500 students during the 2017 season.
- During the 2018 offseason, the Cardinals hosted 19 camps for over 2,000 children.

USA FOOTBALL'S "HEADS UP FOOTBALL"

- The Cardinals are entering their 6th season of involvement with the program.
- "Heads Up Football" is a partnership between NFL teams and USA Football to help promote leagues that stress a smarter and safer way to play and teach youth football, including proper tackling and taking the head out of the game.
- The Cardinals are affiliated with nine leagues and over 200 teams across the state with over 2,000 coaches and over 20,000 participants all currently certified or becoming certified in the program.

NFL FLAG FOOTBALL PROGRAM

- Entering its 16th consecutive season and presented by University of Phoenix and the Mayo Clinic.
- 5-on-5 non-contact flag football league for boys and girls to provide basic fundamentals of football throughout the southwest with teams in Arizona, New Mexico and the Imperial Valley of California.
- The program grew from 8,000 participants in 2004 to 12,400 in 2005 to now having over 34,000 players in 2018, one of the NFL's largest.
- For the 13th consecutive season, the Cardinals hosted a NFL Flag regional tournament at University of Phoenix Stadium. In 2017 the tournament hosted over 700 athletes from California, Arizona, New Mexico, Texas, Colorado, Utah and Nevada participating throughout the weekend. Since its inception, 20 teams from the Cardinals NFL Flag program have been crowned as national champions, including the Tucson Turf in 2014, 2015, 2016, and 2017.



The Cardinals also continued their involvement with Arizona high school football with the weekly Wells Fargo "High School Coach-of-the-Week" award and Wells Fargo "High School Player-of-the-Week" award during the 2017 season. Both programs are back for the 2018 season.

"HIGH SCHOOL COACH-OF-THE-WEEK"

- Starting its 24th consecutive season and third presented by Wells Fargo.
- Every week during the high school football season, a local panel selects a High School Coach of the Week and awards him a certificate signed by team President Michael Bidwill and Head Coach Steve Wilks in addition to a \$2,000 check to the coach's school on behalf of Cardinals Charities.
- In 2017, 10 coaches were selected and a total of \$20,000 was awarded to Arizona high school football programs.
- A "Coach-of-the-Year" was selected following the 2017 high school season and Jason Mohms from Saguro H.S. was awarded an additional \$4,000 for his school.



"HIGH SCHOOL PLAYER-OF-THE-WEEK"

- Starting its 16th consecutive season and 13th presented by Wells Fargo.
- Every week during the high school football season, a local panel selects a High School Player of the Week who receives a football trophy acknowledging the award at the players' school during an awards ceremony.
- In 2017, 10 players were selected and each was awarded at their school in front of their peers with team mascot Big Red and an alumni player.
- A "Player-of-the-Year" was selected following the high school season and quarterback Brock Purdy from Perry H.S. was given a customized Cardinals jersey and a football trophy engraved with his season stats.

The Cardinals also remained busy during the holidays giving back to those less fortunate. Along with hosting a game day toy drive presented by American Furniture Warehouse to benefit Arizona's Children Association and a game day canned food drive presented by Hyundai that benefitted St. Mary's Food Bank, two of the marquee programs that the Cardinals participate in each season during that time of year are "Help Feed the Hungry" and "Teddy Bear Express."

HELP FEED THE HUNGRY

- Last year, Cardinals players and their families along with team President Michael Bidwill, front office personnel, cheerleaders and Big Red helped serve Thanksgiving dinner at the Phoenix Rescue Mission for more than 500 people.
- The 2017 season marked the 16th consecutive year of working with the Phoenix Rescue Mission during Thanksgiving.



TEDDY BEAR EXPRESS

- Each year, a Cardinals caravan with players, wives, front office personnel, Big Red and cheerleaders visits Phoenix Children's Hospital to deliver uniformed personalized teddy bears to children spending the holidays away from home.
- Last year, 11 players visited over 100 children at PCH, passing out teddy bears while signing autographs, taking pictures and spreading holiday joy.
- The 2017 season was the 18th consecutive year of program.



The 2018 offseason once again allowed the Cardinals to focus on hosting bigger and more in-depth kids camps. In May, the Cardinals hosted the annual "Football Skills and Education Camp" presented by Dignity Health and SRP and fueled by Gatorade as well as the "Cardinals Kicking, Punting and Long Snapping Camp" presented by Dignity Health and SRP and fueled by Gatorade.

"FOOTBALL SKILLS AND EDUCATION CAMP" FEATURING A "MOM'S FOOTBALL SAFETY CLINIC"

- 17th consecutive summertime camp.
- Presented by Gatorade and protected by Dignity Health and SRP.
- Over 750 high school football players and 100 moms from Arizona had the opportunity to receive a full day of classroom and on-field instruction from professionals.
- Cardinals players and alumni helped coach and instruct each individual position.
- A special "Mom's Football Safety Clinic" was held which was geared to mothers of the high school football players participating at the camp.

ARIZONA CARDINALS KICKING, PUNTING AND LONG SNAPPING CAMP

- 14th consecutive summertime camp.
- Presented by Gatorade and protected by Dignity Health and SRP.
- 150 kickers, punters, and long-snappers from Arizona, Nevada, Idaho, Utah, Colorado and Mexico had the opportunity to gain instruction from Senior Director of Community Relations Luis Zendejas and a group of current and former Cardinals specialists. The main camp which took place in May was one of four Kicking, Punting and Snapping camps the Cardinals hosted in 2018.

In addition to being active throughout the community with various player appearances and events, the Cardinals also gave back to the people of Arizona with donations of merchandise and memorabilia.

CARDINALS DONATIONS

- The Cardinals donated over 50,000 items of signed merchandise (signed footballs, jerseys, pants, shoes and hats) to non-profit organizations in 2017 raising over \$150,000 for local charities.
- Finally, during a sold out season at University of Phoenix Stadium last year, 10,000 game tickets were distributed to worthwhile organizations throughout the Valley.

Community service is never out of season for the Cardinals. For more information on the community programs, contact Luis Zendejas (602/379-0101).



ABOUT UNIVERSITY OF PHOENIX STADIUM

University of Phoenix Stadium is a prime example of sophisticated engineering, technology, and design. Regarded as one of the best venues in sports and entertainment, the stadium features both a retractable roof and retractable natural grass playing field. This combination has set an industry standard for design excellence providing the ultimate in fan comfort and allowing the flexibility to transform from a football-ready field to an unrestricted stadium floor in less than one hour.

Opened in 2006 and owned by the Arizona Sports and Tourism Authority, University of Phoenix Stadium is designed to host Super Bowls, blockbuster concerts, NCAA tournaments, and a variety of other world-class. Attracting record crowds is the core of University of Phoenix Stadium. The Arizona Cardinals have sold-out every game played at the stadium to date. In 2017, the stadium experienced its largest crowd to date when 77,612 fans attended the NCAA Final Four. The stadium also hosted two of the most-watched Super Bowls in history - Super Bowl XLII between the New York Giants and the New England Patriots and Super Bowl XLIX




between the Patriots and Seattle Seahawks. University of Phoenix Stadium also plays host to the annual Fiesta Bowl and has hosted the BCS National Championship game twice.

In May of 2018, the league announced that the biggest event in American sports is returning to University of Phoenix Stadium for the third time, as Arizona was selected to host Super Bowl LVII that will cap the 2022 NFL season.

In July, the NCAA announced that the 2024 Men's Final Four will be held at University of Phoenix Stadium

ARCHITECTURE: World-renowned architect Peter Eisenman, in partnership with HOK Sport and Hunt Construction Group, created a state-of-the-art design that has already become an iconic Arizona landmark. The stadium's






exterior skin takes its design cue from the barrel cactus and features alternating sections of shimmering metal panels intended to reflect the shifting desert light alongside magnificent vertical glass slots allowing fans a spectacular view of the horizon from any level of the interior.

RETRACTABLE FIELD: University of Phoenix Stadium also features a unique rollout natural grass playing field, contained in a single tray weighing 18.9 million-pounds (234 feet wide, 403 feet long). The first completely retractable field in the United States, it is positioned inside the stadium on game days to offer the preferred natural-grass playing surface for football and outside the stadium for the remaining 350+ days of the year to receive sunlight and watering. The field tray is powered by electric motors mounted on steel wheels riding on tracks embedded in the concrete floor and will take approximately 60 minutes to move completely. The flexibility of this unique design allows University of Phoenix Stadium to serve as a true multipurpose venue featuring a 160,000 square-foot event floor for other events.

RETRACTABLE ROOF: Atop the stadium roof are two large retractable panels that open and close on an arc. The panels and much of the roof are made of a translucent fabric called Birdair that enables light to penetrate and gives the venue an open, airy feel. When closed it also allows for an air conditioned environment but when opened, takes advantage of Arizona's patented sunshine. The roof takes about 10 minutes to open or close.

SCOREBOARDS: As part of a collaboration between the Cardinals & the Arizona Sports & Tourism Authority (AZSTA), videoboards at the north & south ends were upgraded prior to the 2014 season. Both are more than triple

the size of the previous ones. At the south end is a high-definition LED video display that measures 54 feet high by 164 feet wide and provides an additional 8,856 square feet of live video and replays. Featuring a 13HD pixel layout for crisp, clear imagery and 75% higher resolution, the display is capable of showing one large image to highlight live video and instant replays. It can also be divided into separate sections to show additional stats and information that fans want. The videoboard at the north end is also triple the size of the previous one, measuring 27 feet high by 97 feet wide. Both displays feature high contrast technology for the best in image quality.





INFORMATION TECHNOLOGY: University of Phoenix Stadium has an IP infrastructure that supports telecommunications throughout the Stadium. The voice and data communication network infrastructure is built entirely on Cisco equipment. All telecommunications services for voice, data, and video broadcast distribution are provided by COX Business Services and are provided via redundant services to the Stadium.

The stadium supports 2500 unique telephone DID numbers on a DS-1/PRI backbone. The Stadium provides 3Gb of Internet bandwidth, which can be adjusted as needed to support any technology requests that come to the stadium, and additional bandwidth can be requested in advance to increase the capacity as needed.

In 2013 the Stadium DAS system upgrade began using Crown Castle and a neutral host system. In 2014, the system was completely finished and hosts all major carriers, Verizon, AT&T, T-Mobile, and Sprint, and has multiple 4G-LTE sectors for each carrier, according to the needs of each.

In 2014 the Stadium Computing Network and Wi-Fi Systems were completely upgraded. An HD Wi-Fi System was installed throughout the stadium, which includes approximately 800 Cisco AP's and antennas, and is supported by a Cisco Prime Network infrastructure running over a 10Gb fiber optic backbone. The stadium also upgraded the Cisco Unified Communications System, replaced all Core and Edge switches and servers, as well as upgraded all security systems.

BY THE NUMBERS

1.7 million	Square footage of stadium	21	Number of vertical slots on the exterior wall of stadium
124	Number of sellouts (including preseason and postseason) in the first 12 seasons at University of Phoenix Stadium (compared to just 12 in 18 seasons at Sun Devil Stadium)	30	Height in feet of the giant numbers designating the three main entrances to the stadium
2	Super Bowls held at University of Phoenix Stadium - XLII in 2008 (Giants over Patriots) and XLIX in 2015 (Patriots over Seahawks)	10	Number of elevators for public use in stadium
158	False starts for Cardinals opponents at University of Phoenix Stadium since it opened in 2006. That is the most in the NFL during that span.	18	Number of escalators for public use in stadium
2017	Year the stadium played host to Arizona's first-ever NCAA Men's Basketball Final Four	1,175	Total restroom fixtures for public use in the stadium (32 women's restrooms, 29 men's, and 12 family restrooms)
4-0	Cardinals record at home in the postseason since beginning play at University of Phoenix Stadium	310	The number of fixed locations for fans to purchase food and beverages (does not include additional portable locations)
7,501	Total number of club seats in stadium	8,000	Tons of cooling used by the stadium's air conditioning
7	Number of club lounges	14,000	Number of on-site parking spaces (not including additional 11,000 on adjacent and nearby parcels)
1.3 billion	Economic impact of the stadium hosting a Pro Bowl, Super Bowl, College Football National Championship Game and the NCAA Men's Final Four during a 26-month stretch in 2015-17.	454,785	Votes in favor of Proposition 302 stadium legislation in 2000
10	Approximate number of minutes it takes to open/close the roof	1,218	Days between the stadium groundbreaking (4/12/03) and the inaugural game at the stadium (8/12/06)
18.5 million	Approximate weight (in pounds) of the roof	16,340	Total number of jobs created by Proposition 302; overall economic impact is \$1.95 billion
60	Approximate number of minutes to roll the field into the stadium	2.6 million	Total number of hours put in by workers during construction project
740	Approximate number of feet the field must move to get into the stadium	900	Length in miles of a sidewalk that could be made from the amount of concrete used on the stadium (roughly the distance from Phoenix to San Francisco)
18.9 million	Weight (in pounds) of the retractable field	10,000	Approximate number of individual Crown Cor panels that make up the metallic skin of the stadium's exterior



In 2015 outdoor Wi-Fi coverage was installed, starting at the Great Lawn and South Lawn, where the majority of outdoor events at the stadium take place. In addition, a network of Bluetooth Beacons were installed, which can be used for a variety of purposes, including information sharing, marketing and promotions.

MULTI-PURPOSE: Because of the truly unique multi-purpose nature of the stadium, University of Phoenix Stadium is able to host far more than just Cardinals home games and the annual Fiesta Bowl. Since opening in August of 2006, the stadium has hosted a pair of Super Bowls, the 2015 Pro Bowl, NCAA Men's Final Four, two BCS National Championships, international soccer matches, Monster Energy AMA Supercross, Monster Jam, and multiple sell-out concerts.

In a given year, University of Phoenix Stadium activates over 225+ event days for events large, small and in between. The world's most popular artists including Taylor Swift, Guns N' Roses, Metallica and U2 have graced the stage at University of Phoenix Stadium playing to record-setting crowds. The best of Arizona's business and social community host galas, receptions and multi-course dinners throughout the year and fans, students, and civic groups tour University of Phoenix Stadium on regularly scheduled tours of the stadium.

OTHER FEATURES: In addition to its high-design architecture and innovative design, the stadium also sets new standards for stadium comfort. Its layout provides for excellent site lines, comfortable seats, abundant restrooms and concession stands, spacious end-zone viewing decks, and wide concourses with an open design allowing for an unobstructed view of the field from both the lower and upper concourses. It is also aligned along a slight north-west to southeast axis to offer the maximum sun exposure for the grass field and maximum shade for stadium patrons.

University of Phoenix Stadium includes 88 luxury lofts - know elsewhere as "suites" - that are unlike any others in the sports industry. Featuring a bold, modern interior design, loft amenities include preferred parking, an exclusive entrance, private restrooms, multiple televisions, and in-loft catering. In addition to the lofts, a luxurious Club Level features wider seats, preferred parking, private entrances, and a climate controlled Club Lounge with multiple two-story spaces, comfortable lounge seating, plentiful TV monitors, upgraded food and beverage offerings and dedicated restrooms.

CARDINALS AND ARIZONA FORD DEALERS HOST NFL DRAFT PARTY AT UNIVERSITY OF PHOENIX STADIUM

The Arizona Cardinals 2018 Draft Party presented by Arizona Ford Dealers took place on Thursday, April 26 on the Great Lawn outside University of Phoenix Stadium.

Fans had the opportunity to meet Cardinals players, team mascot Big Red and saw the 2018 Cardinals Cheerleaders for the first time while watching live NFL Network coverage of the draft on giant video boards.

Cardinals merchandise, including 2018 draft gear, was available for purchase, and food and beverages were available at the team's Primetime Grill and local food trucks.

A special post-draft fireworks show concluded the party following the completion of the first round.



Some of the other activities for fans at the draft party included:

- Kid's Interactive Zone: Featuring combine activities and inflatables
- Autographs: Cardinals players, coaches and cheerleaders signed autographs and posed for pictures
- Entertainment: Options included a 200-foot zip line along with face painters and balloon artists for guests to enjoy
- Virtual Reality Experience: Presented by COX, the Virtual Reality experience gave a fully immersed 360-degree experience where fans of all ages stepped into the action on the field with the Cardinals
- Big Red Siren: Fans could take their picture on the Cardinals "Big Red Siren"
- Jr. Cheer Mini-Clinic: Girls ages 5-14 took part in a free Jr. Cheer mini-clinic taught by members of the Cardinals Cheerleaders



FITZGERALD NAMED NFL'S WALTER PAYTON CO-MAN OF THE YEAR

Wide receiver **Larry Fitzgerald** was named the co-winner of the 2016 "Walter Payton NFL Man of the Year" along with Giants QB Eli Manning at the NFL Honors prior to Super Bowl LI in February.

The "Walter Payton NFL Man of the Year" is the only league award that recognizes a player's off-the-field community service as well as his playing excellence. Fitzgerald, Manning and Carolina Panthers tight end Greg Olsen were the three finalists for the award.

"Our communities are better because of what Larry Fitzgerald, Eli Manning, Greg Olsen and the thousands of other outstanding NFL players bring to them," said Cardinals President Michael Bidwill. "They are all truly worthy of our recognition and appreciation. But at the Cardinals, we all know how special Larry is and why he is particularly deserving of this prestigious honor. What he has accomplished as a receiver in his 13 years in the NFL will be nearly impossible to match. Even more so is the level of class and integrity he has consistently brought to our league and our organization."

Fitzgerald joined Kurt Warner (2008) as the only players in Cardinals history to be named the "Walter Payton NFL Man of the Year."

Fitzgerald was named the "Arizona Cardinals/Walter Payton NFL Man of the Year" presented by Nationwide for the second time in his career (2012). He was recognized by Bidwill and representatives from Nationwide for his accomplishment following a practice last December.



CARDINALS WALTER PAYTON MAN OF THE YEAR SELECTIONS (SINCE 2001)

2001 – Kwamie Lassiter	2011 – Calais Campbell
2002 – Jake Plummer	2012 – Larry Fitzgerald (NFL Man of the Year finalist)
2003 – Levar Woods	2013 – Jay Feely (NFL Man of the Year finalist)
2004 – Anquan Boldin	2014 – Calais Campbell
2005 – Kurt Warner	2015 – Patrick Peterson
2006 – Deuce Lutui	2016 – Larry Fitzgerald (NFL Man of the Year co-winner)
2007 – Deuce Lutui	2017 – Patrick Peterson
2008 – Kurt Warner (NFL Man of the Year winner)	
2009 – Matt Leinart	
2010 – Mike Leach	

CARDINALS SPECIALTY LICENSE PLATE RAISES MORE THAN \$1 MILLION FOR CARDINALS CHARITIES IN 2017

The Cardinals Charities received more than \$1 million from the sale of the team's specialty license plates in 2017, according to the Arizona Department of Transportation (ADOT).


The Cardinals plate generated the most charitable proceeds of any professional or amateur sports team in the state with \$1,286,987, and in all, 75,127 Arizona Cardinals plates were issued in 2017, according to ADOT.

"Seeing so many vehicles on the road displaying their Cardinals plates is fantastic, and the display of support is incredibly gratifying," said Cardinals President Michael Bidwill. "But even more meaningful is knowing the type of impact that the project is having on Cardinals Charities and, in turn, so many worthy causes throughout the state. We appreciate the opportunity that ADOT has provided and are especially grateful to all of those fans who have stepped up to participate."

Founded in 1990, Cardinals Charities' mission is to support programs designed to improve the quality of life and enhance opportunities for children, women and minorities in Arizona.

Drivers who opt for the specialty plates pay \$25 a year with \$17 going to a designated charity or non-profit group. There were more than 540,000 specialty plates on Arizona vehicles in 2017, and the program raised more than \$9.8 million for charitable and non-profit entities throughout the state. A black plate featuring a Cardinals birdhead logo, the Cardinals specialty plate was introduced in January of 2010.

Specialty license plates can be purchased online at www.ServiceArizona.com.





SPORTSMAN'S PARK

On-site parking accommodates 14,000 cars as part of an innovative site plan designed to create a truly unique tailgating experience for fans. This 160-acre region, known as Sportsman's Park, features over 20 acres of turf including the eight-acre public area known as the Great Lawn.



A tree-lined expanse of grass, the Great Lawn extends west from 95th Avenue to

the Loop 101. The lawn stretches over 1,000 feet and is designed for use by fans while tailgating at games or to use during other activities outside the stadium. Surrounding the Great Lawn is a 50-foot wide promenade. In addition to the uninterrupted expanse of grass, the Great Lawn includes areas for vendors and musicians.

PAT TILLMAN MEMORIAL

The plaza surrounding University of Phoenix Stadium is known as the Pat Tillman Freedom Plaza, in honor of the former Cardinals safety who was killed in action on April 22, 2004, while serving his country as a member of the elite Army Ranger unit.

Fans attending home games can visit the Pat Tillman Memorial located at the northwest side of the plaza. The memorial includes a large white bronze sculpture of Tillman on the eastern side and a circular reflection pond on its western side.

The sculpture is approximately eight-feet tall, weighs over 500 pounds, and took nearly nine months to complete. After an extensive search, the Cardinals selected artists Omri Amrany and Gary Tillery to create the sculpture. The sculptors



consulted with the team and Pat's wife, Marie, who worked to select the image of Tillman that would best convey his character and spirit. Serving as a backdrop to the sculpture is a nine-foot tall curved wall made of black concrete that measures 40 feet across, symbolic of Tillman's jersey number at Arizona State.

The brimming pool of water on the western side consists of a large 60-foot circular pond made of black concrete and stainless steel. Intended to create a pool of tranquility, it has a surface area of 2,300 square feet.

To the west of the memorial is a grove of 40 Oak trees that symbolizes the jersey number Tillman wore as an Arizona Cardinal and the entire area is surrounded by a grove of Ash and Oak trees.

CARDINALS PRESERVE PAT TILLMAN'S LOCKER AT TEMPE FACILITY

On September 11, 2015, the 14th anniversary of the 9/11 terrorist attacks, the Cardinals unveiled the locker of former safety Pat Tillman at the team's Tempe Training Facility.

A new locker room was built as part of a two-year, \$15 million renovation of the facility, but Tillman's locker was preserved to display in a glass enclosure between the weight room and cafeteria. Included in the locker are Tillman's jersey, helmet, shoulder pads and draft card, along with a description of his life and career.

"We've decided to preserve Pat Tillman's locker, and tell his story," team president Michael Bidwill said at the unveiling ceremony. "Many of our future players, and even current players, may not know the stories of the Cardinals. But we wanted to tell the stories and talk about the history, the history of our organization and the history of Pat Tillman."

After a decorated career at Arizona State University, Tillman was selected in the seventh round (226th overall) of the 1998 NFL Draft by the Cardinals and he played for Arizona from 1998-2001 before enlisting in the U.S. Army in 2002. He was killed in action in Afghanistan on April 22, 2004.

Tillman's No. 40 is retired by the Cardinals and he is a member of the team's Ring of Honor.





UNIVERSITY OF PHOENIX SECURES STADIUM NAMING RIGHTS

On September 26, 2006 the Cardinals and University of Phoenix announced an exclusive, multi-year agreement with University of Phoenix to become the team's naming rights partner. It marked the first time and only time a National Football League venue has been named after an educational institution.

John Sperling, PhD, a Cambridge-educated economist, professor and entrepreneur,

founded University of Phoenix in 1976 in response to the changing needs of the workplace. It was part of his commitment to provide adults with the higher education they would need to fill those needs. University of Phoenix provides students access to quality education, ongoing support and a range of resources to help them succeed.



S.I. NAMES UNIVERSITY OF PHOENIX STADIUM BEST FIELD IN NFL

Sports Illustrated named the Arizona Cardinals playing surface at University of Phoenix Stadium the best in the NFL in October 2015.

In formulating its list, the publication said it relied on "past player rankings, insight from current players and details from groundskeepers."

In ranking University of Phoenix Stadium #1, Sports Illustrated wrote: "You'll hear very little argument about who holds the top spot for the best field in the NFL. Sure, Arizona has plenty of sunshine and can grow a healthy amount of Tifway 419 Bermuda grass, but more importantly, the Cardinals have the pleasure of rolling the field outside the stadium. The entire playing surface is retractable, in one giant tray, allowing the turf to grow and get maintained outside the stadium, coming inside only for NFL football games. And with a groundskeeping staff doing a stellar job with the turf, Arizona earns the top spot."

In addition to SI, the National Football League Players Association (NFLPA) has also asked players to rank the league's top playing surfaces in the past. The field at University of Phoenix Stadium has finished No. 1 in every NFLPA survey released since the venue opened in 2006.





CARDINALS CONTINUE MAJOR UPGRADES TO UNIVERSITY OF PHOENIX STADIUM

During the 2017 offseason, the Cardinals completed the first part of a two-phase, \$28 million expansion and renovation of the club areas on the east and west sides of University of Phoenix Stadium.

In addition to enhancing and expanding the pre-existing areas, the project included the creation of the high-end “Bubble Lounge” adjacent the west side club area.

The Cardinals have also committed additional resources to upgrade the infrastructure surrounding the stadium.

“We’ve already done about \$28 million to renovate the club area,” team President Michael Bidwill said. “About an equal amount on parking lots and infrastructure related to the pedestrian ways are coming to the stadium from those new parking lots.”

Fan experience enhancements will also be made to University of Phoenix Stadium prior to the Super Bowl LVII being played at the venue in 2023.

“In addition, we are going to upgrade video boards, Wi-Fi and all the stuff you don’t really see changes to, but they improve the fan experience,” Bidwill said.

Prior to the 2016 campaign, the Cardinals brought fans an unparalleled level of audio quality through the installation of a state-of-the-art sound system at University of Phoenix Stadium.

Before University of Phoenix Stadium hosted Super Bowl XLIX in 2015, the Cardinals covered the cost of an \$8 million upgrade to the stadium’s wireless system, and the team fronted the purchase of two high-definition LED video boards for \$10.8 million.



STEVE SCHOENFELD MEMORIAL PRESS BOX



The press box at University of Phoenix Stadium is named in honor of Steve Schoenfeld, who covered the team and the NFL for The Arizona Republic from 1988 until 2000 when he was killed by a hit-and-run driver.

Schoenfeld worked in Tulsa and Dallas before coming to Arizona and spent the last few months of his life covering the NFL for CBS SportsLine. A tough, but fair, reporter and an eloquent writer, he was president of the Pro Football Writers Association from 1997-99, and his untimely death stunned the league.

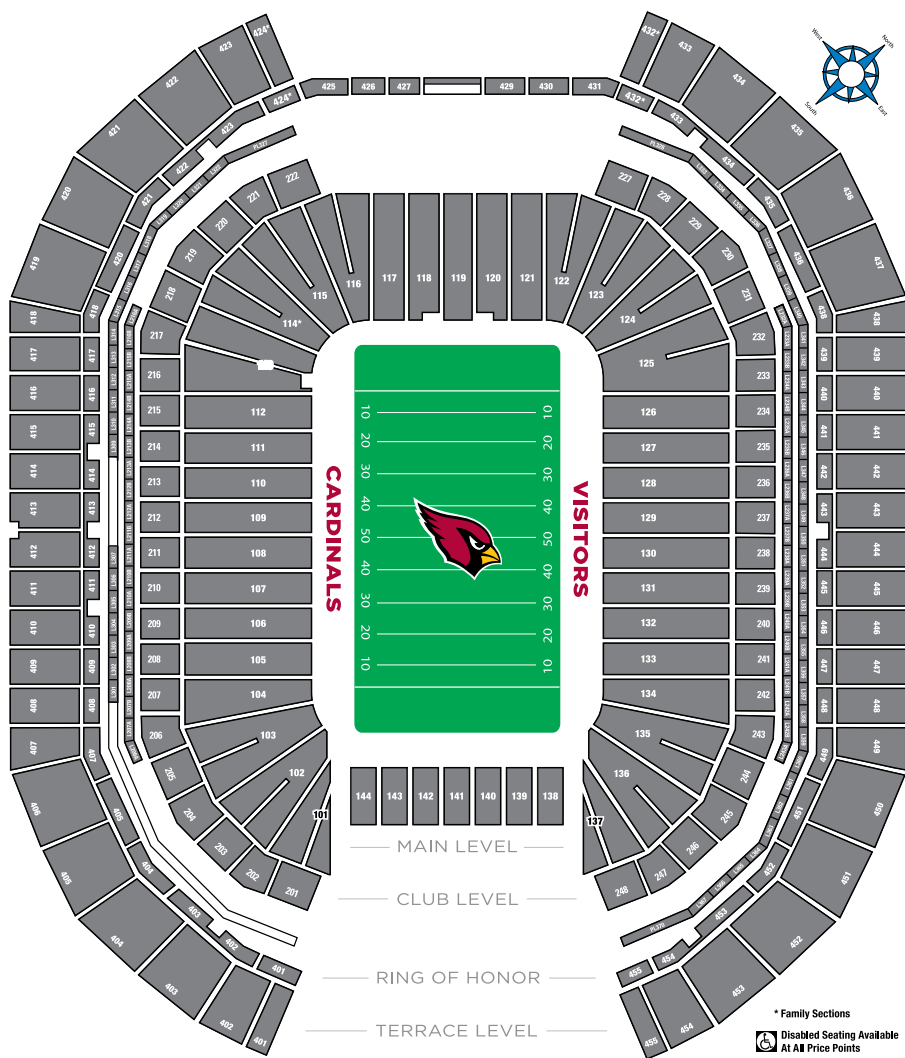
Steve was a loving family man as well. He was devoted to his wife, Robin, and was a loving son, brother and uncle. He cared deeply about his friends, and he seemed to have thousands of them.

Said Republic colleague and writer Kent Somers, “Steve never met a stranger. He not only knew everyone, he had phone numbers for them, too – and didn’t hesitate to call them. It’s fitting the press box is named in honor of Steve, because to him there was no better place to be on a Sunday afternoon.”





UNIVERSITY OF PHOENIX STADIUM SEATING



CARDINALS PRIMARY HOME STADIUMS

Since the NFL was founded in 1920, the following venues have served as the primary site for Cardinals home games:

1920-1921 . . . Normal Park, Chicago *
 1922-1925 . . . Comiskey Park, Chicago
 1926-1928 . . . Normal Park, Chicago *
 1929-1930 . . . Comiskey Park, Chicago
 1931-1938 . . . Wrigley Field, Chicago
 1939-1958 . . . Comiskey Park, Chicago **

1959 Soldier Field, Chicago
 1960-1965 . . . Busch Stadium, St. Louis ***
 1966-1987 . . . Busch Memorial Stadium, St. Louis
 1988-2005 . . . Sun Devil Stadium, Tempe
 2006-. **University of Phoenix Stadium**

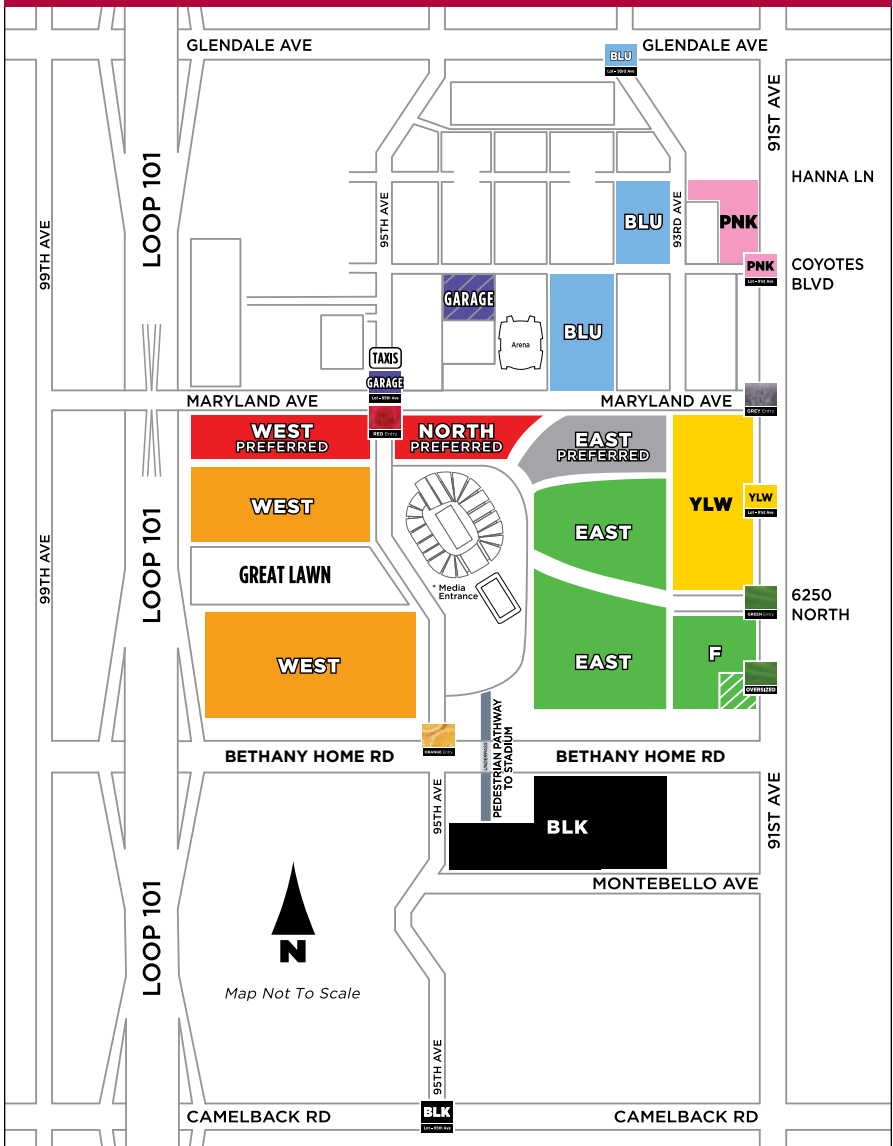
*** Normal Park was also known as Normal Field

*** In 1944, the Cardinals and Steelers merged during WWII and home games were split between Comiskey Park and Pittsburgh's Forbes Field

*** Busch Stadium was known as Sportsman's Park from 1909-1952; the Cardinals moved to the newly-opened Busch Memorial Stadium in 1966



UNIVERSITY OF PHOENIX STADIUM PARKING



West Preferred
Express Carpark
Use **RED** Entry



North
Preferred Carpark
Use **RED** Entry



East Preferred
Express Carpark
Use **GREY** Entry



East
General Carpark
Use **GREEN** Entry



F Field Carpark
Use **GREEN** Entry



F Oversized
Entry At 91st Avenue
Use Oversized Entrance



West
General Carpark
Use **ORANGE** Entry



Yellow Lot
Entry Via Glendale Avenue
At 91st Avenue



Blue Lot
Entry Via Glendale Avenue
At 93rd Avenue



Purple Garage Lot
Entry Via Maryland Avenue
At 95th Avenue




Pink Lot
Entry Via Coyotes Blvd
At 91st Avenue



Black Lot
Entry Via Montebello Avenue
At 95th Avenue



CARDINALS HOME GAMES WITH ROOF OPEN



The Cardinals are 17-12 all-time in games played with the roof open at University of Phoenix Stadium. Below are the results of the games played with the roof retracted during the first 12 seasons at University of Phoenix Stadium:

Date	Opponent	Result	Conditions
12/24/17	NY Giants	W, 23-0	Temperature: 71 degrees; Humidity: 14%; Wind: SE 3 mph
12/10/17	Tennessee	W, 12-7	Temperature: 79 degrees; Humidity: 7%; Wind: NE 10 mph
11/9/17	Seattle**	L, 16-22	Temperature: 79 degrees; Humidity: 32%; Wind: 0 mph
12/18/16	New Orleans	L, 41-48	Temperature: 62 degrees; Humidity: 20%; Wind: W 2 mph
12/4/16	Washington	W, 31-23	Temperature: 68 degrees; Humidity: 13%; Wind: Calm
12/10/15	Minnesota**	W, 23-20	Temperature: 68 degrees; Humidity: 26%; Wind: W 1 mph
11/22/15	Cincinnati***	W, 34-31	Temperature: 72 degrees; Humidity: 22%; Wind: NE 7 mph
12/29/13	San Francisco	L, 23-20	Temperature: 64 degrees; Humidity: 28%; Wind: N 5 mph
12/8/13	St. Louis	W, 30-10	Temperature: 56 degrees; Humidity: 29%; Wind: SSW 12 mph
10/17/13	Seattle**	L, 34-22	Temperature: 82 degrees; Humidity: 13%; Wind: S 7 mph
12/23/12	Chicago	L, 28-13	Temperature: 62 degrees; Humidity: 34%; Wind: Calm
12/16/12	Detroit	W, 38-10	Temperature: 57 degrees; Humidity: 52%; Wind: NW 3.5 mph
10/29/12	San Francisco*	L, 24-3	Temperature: 90 degrees; Humidity: 11%; Wind: W 5 mph
12/11/11	San Francisco	W, 21-19	Temperature: 66 degrees; Humidity: 27%; Wind: ESE 8 mph
12/4/11	Dallas	W, 19-13 (OT)	Temperature: 53 degrees; Humidity: 43%; Wind: SW 5 mph
11/6/11	St. Louis	W, 19-13 (OT)	Temperature: 64 degrees; Humidity: 34%; Wind: SE 5 mph
12/25/10	Dallas	W, 27-26	Temperature: 64 degrees; Humidity: 30%; Wind: ENE 7 mph
12/5/10	St. Louis	L, 19-6	Temperature: 67 degrees; Humidity: 20%; Wind: Calm
12/27/09	St. Louis	W, 31-10	Temperature: 58 degrees; Humidity: 19%; Wind: WNW 2 mph
12/14/08	Minnesota	L, 35-14	Temperature: 54 degrees; Humidity: 22%; Wind: W 10 mph
12/7/08	St. Louis	W, 34-10	Temperature: 63 degrees; Humidity: 31%; Wind: NE 5 mph
11/10/08	San Francisco*	W, 29-24	Temperature: 62 degrees; Humidity: 35%; Wind: SSW 4 mph
12/30/07	St. Louis	W, 48-19	Temperature: 60 degrees; Humidity: 20%; Wind: Variable 3 mph
12/23/07	Atlanta	W, 30-27 (OT)	Temperature: 58 degrees; Humidity: 17%; Wind: NW 3 mph
12/2/07	Cleveland	W, 27-21	Temperature: 62 degrees; Humidity: 34%; Wind: SSW 3 mph
11/25/07	San Francisco	L, 37-31 (OT)	Temperature: 65 degrees; Humidity: 21%; Wind: Variable 3 mph
12/17/06	Denver	L, 37-20	Temperature: 60 degrees; Humidity: 26%; Wind: W 12 mph
11/12/06	Dallas	L, 27-10	Temperature: 75 degrees; Humidity: 17%; Wind: W 4 mph
10/16/06	Chicago*	L, 24-23	Temperature: 81 degrees; Humidity: 22%; Wind: SW 5 mph

*Monday Night Football

**Thursday Night Football

***Sunday Night Football

CARDINALS CONTINUE TO SELL OUT UNIVERSITY OF PHOENIX STADIUM

The Cardinals sellout streak at University of Phoenix Stadium continued last season, selling out all 10 games (including preseason). Entering the 2018 season, the team has sold out all 124 games played at the stadium. Arizona averaged 64,194 fans per game in 2017, totaling 641,940 fans in their 10 home games last year.

Arizona finished the 2017 regular season with a 5-3 home record, marking the 11th straight season with a .500 record or better at home. Since University of Phoenix Stadium opened in 2006, the Cardinals are 65-34-1 (including postseason) in the venue, which ties for the NFL's eighth-best home record and ranks fourth in the NFC during that span.

The Cardinals have posted a winning record at home in eight of 12 seasons at University of Phoenix Stadium, earning four playoff berths and three NFC West titles during that time. The Cardinals finished .500 or better just twice and made the playoffs only one time in the 18 seasons prior.

Before the opening of University of Phoenix Stadium in 2006, there were only 12 games that sold out in time to be televised locally in 18 years at Sun Devil Stadium.



CARDINALS CHEERLEADERS

Whether it's performing at all Arizona Cardinals home games, community service involvement, appearances at other sporting and civic events, or just signing autographs, the Arizona Cardinals Cheerleaders are recognized throughout the country for their talent, exciting dance routings and professionalism.

The cheerleaders have performed throughout the United States, Mexico, and Canada.



CARDINALS CHEERLEADERS

At the invitation of the Pentagon, the cheerleaders also have entertained U.S. military troops in Saudi Arabia, Kuwait, Bosnia, Egypt, Greenland, Kosovo, Bahrain and China.

Through their talent, showmanship, enthusiasm and dedication to their community and country, the cheerleaders have established themselves as an integral part of the Cardinals organization.



BIG RED

Biography

Hatched: October 4, 1998

Home: University of Phoenix Stadium

Height: 6'-4"

Wingspan: Seven feet

Position: Center (of attention!)

Favorite Foods: Bird seed and gummy worms (no chicken wings)

Favorite Song: "Bird Is The Word"

Off The Field: Big Red can be found throughout Arizona at schools, charity events, and birthday parties.





CARDS OFFER PREGAME ENTERTAINMENT OPTIONS FOR FANS PRIOR TO HOME GAMES

For fans attending Cardinals home games at University of Phoenix Stadium, the team has various entertainment options prior to kickoff – from tailgating on the Great Lawn, to enjoying the early NFL games at the Prime-time Grill, Big Red Brew Haus or on the Flight Deck.

CARDINALS GREAT LAWN PRESENTED BY HYUNDAI

An eight-acre expanse of grass surrounded by sycamore trees, the Great Lawn extends west from 95th Avenue to the Loop 101. The lawn stretches more than 1,000 feet and is designed for use by fans while tailgating at games or to use during other activities outside the stadium. The Great Lawn, which opens four hours prior to kickoff, includes areas for vendors and musicians on the Hyundai Main Stage.

CARDINALS FLIGHT DECK

Located just through the security checkpoints at University of Phoenix Stadium, the “Arizona Cardinals Flight Deck” opens three hours and fifteen minutes prior to each home game. The “Flight Deck” is a pregame destination for Cardinals fans that wraps the perimeter of the stadium and is anchored by the East Plaza Lounge and the Lawn B Plaza Lounge. Each lounge offers shade structures providing seating as well as cooling towers, and an oversized LED video wall for watching early NFL games. Food and beverage options are available for purchase through the Primetime Grill, mobile gourmet concessions and portable bar service that fans can bring into the stadium. Other free activities include Music Stages, Raising Cane’s Kids Combine, Football-themed Games, the Arizona Lottery Sales Van, interactive displays, and Autograph Stations with Big Red and Arizona Cardinals Cheerleaders.

BIG RED BREW HAUS PRESENTED BY FOUR PEAKS BREWING COMPANY

Fans coming to Arizona Cardinals games this season can enjoy the “Big Red Brew Haus Presented by Four Peaks Brewing Company.” Opening three hours and fifteen minutes prior to kickoff and located inside the stadium, the Big Red Brew Haus features a variety of beer selections, a traditional Brew Haus menu, pool tables, and flat screen TVs throughout for fans to enjoy early NFL action. There is no charge for entry, although guests must have a game ticket to enter the Big Red Brew Haus. Guests should enter the stadium at Gate 2 and take the escalators to the service level.

BUD LIGHT PRIMETIME GRILL

The “Bud Light Primetime Grill” provides Cardinals fans with 75 feet of tailgating entertainment at every home game. Surrounded by plenty of seating, fans can enjoy delicious food and catch the early NFL games on any of the large flat screen TVs with custom surround sound.

GAME ZONE

Join the Arizona Cardinals in the Game Zone prior to regular season home games in 2018. The Game Zone is located in the south end zone area inside University of Phoenix Stadium, starting three hours and fifteen minutes prior to kickoff. It is home to the Arizona Cardinals pregame radio shows, Arizona Cardinals NFL Kickoff Show and Arizona Cardinals Pregame Huddle. Fans can also enjoy early games broadcasted via NFL Sunday Ticket, Arizona Cardinals Cheerleader appearances, interactive games, and a great backyard BBQ menu!

Tickets for this pregame event are \$75.00 per person and space is limited. Food and nonalcoholic beverages are included along with two drinks (beer or wine) in ticket price. Additional alcohol will be available for purchase. Guests attending the Game Zone must also have a game ticket and will enter through Budweiser Gate 3, located at the Southeast corner of University of Phoenix Stadium.

Please note tickets are available to inventory on hand and some games will sell out so fans are encouraged to purchase tickets in advance.

Visit azcardinals.com/gamezone to purchase tickets.

BIG RED AIR RAID SIREN

As part of our gameday tradition at University of Phoenix Stadium, the Big Red Air Siren is located on the South Bridge, sounds off to help the crowd get fired up as the Cardinals take the field prior to kickoff.


NFL REDZONE

Stay connected with other games on gameday with the NFL Redzone offered in-stadium via the Cardinals mobile app. Simply open your app and connect to Stadium WiFi to gain access.

For more information on game day activities, follow the Arizona Cardinals Game Day Twitter account @CardsGameday.



**ARIZONA
SPORTS 98.7 FM**



DOUG & WOLF 6-10AM



CARDINALS BROADCASTING

CARDINALS ON THE RADIO

The Cardinals are pleased to continue their partnership with Bonneville/KTAR in 2018. KTAR has been the flagship radio station for the Cardinals since 2005.

GAME-DAY RADIO PROGRAMMING

In 2018, Cardinals games will air on 98.7 FM Arizona's Sports station. 98.7 FM Arizona's Sports station will also air pre-game and post-game programming for every contest.

Calling the play-by-play for his 17th straight season with the Cardinals is Dave Pasch. He joined the team in 2002 after three seasons as the football and basketball voice of Syracuse University. In addition to Cardinals broadcasts, Pasch can be seen on ESPN calling NBA action as well as college football and basketball.

Joining Pasch for his 14th year as radio analyst is Ron Wolfley, former player and four-time Pro Bowl selection and special-teams standout with the Cardinals, who selected him in the fourth round of the 1985 draft. One-half of the "Doug and Wolf Show" on 98.7 FM Arizona's Sports station, the Buffalo, NY native played collegiately at West Virginia before enjoying a 10-year NFL career with the Cardinals (1985-91), Browns (1992-93) and Rams (1995).

98.7 FM Arizona's Sports station talk-show host and Cardinals reporter Paul Calvisi offers sideline commentary during the game broadcasts.

Game-day programming begins four-and-a-half hours prior to kickoff on 98.7 FM Arizona Sports station with "Cardinals Early Bird," a half-hour look at the week of preparation featuring content from The Cardinals Red Sea Report, Cardinals Underground, The Big Red Rage and more.

Three hours prior to kickoff is "The Arizona Cardinals NFL Kickoff Show" hosted by Cardinals digital correspondent Craig Grialou. Grialou is joined by azcardinals.com insiders Darren Urban and Kyle Odegard. The show spotlights the upcoming Cardinals matchup and the latest game day news from around the NFL.

Two hours prior to kickoff, Calvisi will be joined by former Cardinals wide receiver Roy Green, former Cardinals linebacker Rob Fredrickson and former defensive end Bertrand Berry for the "Pre-Game



Dave Pasch



Ron Wolfley



Paul Calvisi

Huddle." Green spent 12 seasons with the Cardinals from 1979-1990 and is one of 16 members of the Cardinals Ring of Honor. Fredrickson played with the Cardinals from 1999-2002 and Berry spent 12 years in the NFL including playing for the Cardinals from 2004-2009.

"Cardinal Talk," a post-game fan-interactive program, can be heard immediately following each contest on 98.7 FM Arizona's Sports station. Hosted by Grialou and Cardinals Digital Correspondent Mike Jurecki, "Cardinal Talk" allows fans to give their opinion on each game and hear expert analysis from Green, Fredrickson, and Berry.

WEEKDAY RADIO PROGRAMMING

Grialou hosts "The Cardinals Red Sea Report," a one-hour show airing each Tuesday at 11:00 a.m. on ESPN 620 AM. The program reviews the previous Cardinals game, provides NFL updates and features fan questions submitted via social media using the hashtag #RedSeaReport.

The "Arizona Cardinals Two-Minute Drill" is a year-round look at the hot topics surrounding the Cardinals airing twice each weekday on ESPN 620 AM. "The Friday Focus" examines the most pivotal storylines in the upcoming Cardinals game. The segment airs every Friday throughout the season on ESPN 620 AM.

Check azcardinals.com for specific air times.

Returning to the airwaves for its 18th year is "The Big Red Rage." Live from Majerle's in Chandler for the 11th consecutive season, "The Big Red Rage" is co-hosted by Paul Calvisi and Ron Wolfley, who will be joined by two players for each program. The show typically airs from 6:00-7:00 p.m. on Thursday evenings throughout the season on 98.7 FM Arizona's Sports station. If there is a scheduling conflict with a Diamondbacks or Suns game, the show will air on ESPN 620 AM. Check azcardinals.com or @AZCardinals on Twitter for date and time changes.



CARDINALS RADIO AFFILIATES

Name	Call Letters	Station City	Name	Call Letters	Station City
KTAR	98.7 FM	Phoenix	KVNA	600 AM	Flagstaff
KATO	1230 AM	Safford	KZUA	92.1 FM	Holbrook
KAZM	780 AM	Sedona	KBLU	560 AM	Yuma
KNTR	980 AM	Lake Havasu	KNKI	106.7 FM	Show Low
KDDL/KQNA	94.3 FM	Prescott Valley	KIKO	1340 AM	Miami
KTZR	1450 AM	Tucson	KGMN	100.1 FM	Kingman



SPANISH RADIO

Over the last 18 seasons, the Arizona Cardinals Football Club has reached out to its Spanish language speaking fans by becoming the first professional team in Arizona to offer all games on Spanish radio (2000) and launching a Spanish language version of the team's web site www.azcardenales.com (2007).

The broadcast team of Gabriel Trujillo (play-by-play), and former Cardinals offensive lineman Rolando Cantú (analyst) will be back again in 2018. Trujillo returns for his 19th season of play-by-play with the Cardinals. From 2000-2005, he also called the action in Spanish for the Phoenix Suns. Cantú played with the Cardinals for two seasons (2005-06), and during the 2005 season, he became the first Mexican born player (non-kicker) to ever take the field in an NFL regular season game. In addition to his broadcast duties, Cantú is also the team's Manager of International Business Affairs.

The Cardinals broadcast in Spanish airs locally on Univision Arizona's radio stations. As the official Spanish-language radio home of the Cardinals, all pregame and game broadcasts can be heard on Latino Mix KQMR 100.3 FM and KHOV 105.3 FM.

In addition to the game broadcasts, Univision Arizona's radio stations in Phoenix also broadcast two pregame shows – Primera Y Diez (First & 10), a Spanish-language pregame show summarizing everything happening around the NFL as well as Conteo Progresivo (Countdown), a Spanish-language



Gabriel Trujillo



Rolando Cantu

guage pregame show focusing specifically on the Cardinals and their upcoming opponent.

Following each Cardinals game, KQMR 100.3 FM and KHOV 105.3 FM will also broadcast the team's postgame show, Punto Extra (Extra Point), a 15-minute Spanish show to recap the action.

For the 11th straight season, the Cardinals will also bring the Spanish language broadcast to fans in Mexico. The team has partnered with Larsa Comunicaciones (Larsa Communications Group), the leading radio network in northern Mexico to bring the broadcast to 41 stations in 20 cities throughout Mexico, including Guadalajara, Puerto Vallarta, Hermosillo and Mexico City.



CARDINALS ON TELEVISION

PRE-SEASON TV

The Cardinals are pleased to continue their partnership with KPNX 12 News, the exclusive home for preseason television and other Cardinals programs. 12 News will carry all four preseason telecasts in 2018, beginning on August 11. Dave Pasch (play-by-play) will be joined by Ron Wolfley (analyst) and Paul Gerke (pre-game/sideline reporter) on the call. Fox Sports Arizona will replay this preseason telecasts.



"Cardinals Flight Plan: with Head Coach Steve Wilks" allows viewers to see and hear the inside story straight from the man in charge. Hosted by Ron Wolfley, the show will feature an in-depth look at key plays from the previous week's game with an eye on the upcoming opponent and the Cardinals plan for victory. (NBC 12 News, Friday 6:30 PM/FS Arizona, Sunday mornings*/FOX 11-Tucson, Saturday 10:00 PM)

"Cardinals Headquarters," airing exclusively on Fox Sports Arizona, will feature a recap of the previous game and a look ahead to the next opponent. The show is hosted by Jody Jackson. (FS Arizona, check local listings for weekly times)

"Cards OT" is a live post-game show airing on Fox Sports Arizona after regular season home games, providing fans with an immediate breakdown of the game. Jackson hosts with former NFL players Bertrand Berry and Glenn Parker serving as analysts. The program begins approximately 15 minutes after the final whistle and typically re-airs Sunday evenings.

"Cardinals Locker Room" will air immediately following Sunday Night Football on NBC and will provide all of the highlights and analysis from the Cardinals game as well as around the NFL. The program will include appearances from Cardinals players and coaches inside the locker room following the game. (NBC 12 News, Sunday evenings following SNF*)

*Check weekly local listings for specific times or log on to azcardinals.com for up-to-date showtimes

TEAM SHOWS

There will be five Cardinals TV programs available throughout the 2018 season and into next year. "Cardinals: Season In Focus," "Cardinals Flight Plan with Head Coach Steve Wilks," "Cards OT," "Cardinals Headquarters," and "Cardinals Locker Room." The programs can be found on NBC 12 News (KPNX-TV), Fox Sports Arizona, and FOX 11 (KMSB-TV) in Tucson.

"Cardinals: Season In Focus" is a weekly half-hour program dedicated to providing a close-up view of the team, on and off the field. Each week, segments such as the popular "Wired," as well as the Emmy Award winning "Zoom" tell the story of the season, and shed light on the personalities within the team. The show is hosted by Paul Calvisi. (NBC 12 News, Saturday 6:30 PM/FS Arizona, Sunday mornings*/FOX 11-Tucson, 6:00 AM Sunday)



CARDINALS OWNER BILL BIDWILL INDUCTED INTO ARIZONA SPORTS HALL OF FAME

Arizona Cardinals owner **Bill Bidwill** was inducted into the Arizona Sports Hall of Fame during an induction ceremony last November. The five-member 2017 class consisted of Bidwill, former Arizona Coyotes captain Shane Doan, sports journalist Paola Boivin, former Arizona State wrestler and NCAA champion Anthony Robles and Grand Canyon University basketball coach and former Phoenix Suns star Dan Majerle.

The Arizona Sports Hall of Fame honors athletes, coaches, administrators and others who have made significant contributions to Arizona Sports.



Bidwill's association with the team began as a youngster when he served as a Chicago Cardinals ball boy on the city's South Side. A graduate of Georgetown University and a U.S. Navy veteran, the Cardinals owner is now in his eighth different decade presiding over the oldest continuously-operated professional football franchise. The most-recent 10-year stretch has seen the organization reach unprecedented heights including three division titles as well as a conference championship and the team's first Super Bowl appearance. Over the last five seasons, the Cardinals have won more games (49) than in any other five-year stretch in team history and have sold out all 124 games played at University of Phoenix Stadium since it opened in 2006.

Long noted for his philanthropy, "Mr. B" has quietly but consistently impacted Arizona by supporting numerous local charities since the team's arrival in the desert in 1988. He also directed the formation of Cardinals Charities, the team's philanthropic arm dedicated to supporting worthy Arizona causes. He was credited with bringing Super Bowl XXX to Arizona in 1996. The Valley also hosted Super Bowl XLVII in February of 2008 and in early 2015 hosted both the Pro Bowl and Super Bowl XLIX, which combined to deliver a record economic impact of \$720 million.

In May 2017, Bidwill was selected to the Georgetown Prep Athletic Hall of Fame. A 1949 graduate of the school, Bidwill was a two-sport athlete for the Little Hoyas football and baseball teams. He was previously honored with the Paul "Tank" Younger Award from the Fritz Pollard Alliance, whose purpose is to promote diversity and equality of job opportunity in the NFL. Bidwill has long been at the forefront in providing opportunities to individuals regardless of race or gender.

Bidwill was inducted into the Sports Faith Hall of Fame in 2010 and later that year was awarded an honorary doctor of humane letters degree from Northern Arizona University for his contributions to the community and his profession.

CARDINALS PARTICIPATE IN MY CAUSE, MY CLEATS CAMPAIGN

The NFL's second annual My Cause, My Cleats campaign took place in Week 13 of the 2017 season, and nearly 1,000 players league wide took part to showcase causes close to them by wearing custom cleats. Several of the Cardinals players who participated in last year's campaign are listed below.

- WR Larry Fitzgerald – Carol Fitzgerald Memorial Fund
- CB Patrick Peterson – Foundation for Success
- SLB Deone Bucannon – Deone Bucannon Foundation
- WR J.J. Nelson – Children's Village
- RB David Johnson – Mission 31 Foundation
- DE Markus Golden – Sickle Cell Disease Association
- OL Evan Boehm – American Heart Association

Players participating in the initiative had the opportunity to raise funds for the cause of their choosing by auctioning their cleats off at NFL Auction, with 100% of the funds raised being donated to charities selected by the players.





CARDINALS ON THE INTERNET

For the latest news and updates, follow the Arizona Cardinals on Facebook (/ArizonaCardinals), Twitter (@AZCardinals) and Instagram (@AZCardinals).

The team's official website (AZCardinals.com) provides feature stories, audio/video content and the latest news on Darren Urban's "Word from the Birds" blog and Kyle Odegard's "Deep Dive" blog.

CARDINALS TWITTER ACCOUNTS

Official Team Accounts

Arizona Cardinals	@AZCardinals	Kyle Odegard, Team Writer	@Kyle_Odegard
Cardinals Gameday	@CardsGameday	Cardinals Cheerleaders	@AZCardsCheer
Darren Urban, Team Writer	@CardsChatter	Arizona Cardinals Spanish	@AZCardenales

Cardinals Coach/Players Accounts

PLAYER	TWITTER	INSTAGRAM
WR Carlton Agudosi	Hungry_Humble22	youngduce19
DE Bryson Albright	N/A	brysonalbright
DT Siupeli Anau	N/A	peii_90
RB Sherman Badie	Badie_ThaTruth	Badie_TheTruth
S Budda Baker	buddabaker32	buddab32
CB Bené Benwiere	TUoffT0z	TUoffT0z
S Antoine Bethea	abethea41	abethea41
TE Alec Bloom	alecbloom86	alecbloom86
OL Evan Boehm	BIGboehmTHEORY	evan_boehm
\$LB Deone Bucannon	deonebucannon20	deonebucannon20
WR Brice Butler	brice_butler	brice_butler
LB Josh Byner	bynerstimes6	jab56
CB Chris Campbell	chrisrocck1	chrisrocck
LB Jeremy Cash	jaycash_16	jaycash_16
OL Mason Cole	MasonCole64	mason_cole52
OL Korey Cunningham	KoreyC71	koreyc71
K Phil Dawson	phil_dawson_4	N/A
S Travell Dixon	TD30for30	hard2brill
DE Mubarak Djeri	N/A	abdoul_mubarak_djeri
DE Vontarrius Dora	DatDudeNameDora	datdudenamedora
WR C.J. Duncan	CJDuncan19	iam_cdj19
RB Chase Edmonds	chaseedmonds22	chaseedmonds22
WR Larry Fitzgerald	larryfitzgerald	larryfitzgerald
S Rudy Ford	N/A	j2fordthree
RB D.J. Foster	ASTATE_8	djfooster37
LB Dennis Gardeck	DGardeck	dgardeck
QB Mike Glennon	Mike_Glennon	mikeglennon8
DE Markus Golden	markusgolden	markusgolden
TE Jermaine Gresham	N/A	jgresh84
DT Rodney Gunter	kingrod90	rodneking95
OL Will Holden	holden_it_down_	holden_it_down
TE Gabe Holmes	G_Holmes86	N/A
OL Will House	willhouse62	N/A
S A.J. Howard	aj25howard	ajhoward10
OL D.J. Humphries	74_hump	hump
OL Mike Iupati	N/A	mikeiupati76
DE Alec James	blackxsuperman	blackxsuperman
RB David Johnson	davidjohnson31	davidjohnson31
DE Chandler Jones	chanjones55	chanjones55
QB Charles Kanoff	N/A	charleskanoff
WR Christian Kirk	christiandavon2	christian_kirk2
P Andy Lee	AndyLee4	N/A

PLAYER	TWITTER	INSTAGRAM
WR Greg Little	Str8UpGlittle	Glittlex5
RB T.J. Logan	t_och08	rico_suaiveight
DE Praise Martin-Oguige	MartinPraise0	mvpraise
DE Benson Mayowa	Benny_b0y10	bensonmayowa10
K Matt McCrane	mmccrane16	matthewmccrane
LB Airius Moore	airiusm	airiusm
CB Jonathan Moxey	money_mox	money_mox
OL Daniel Munyer	N/A	bigmuney52
WR J.J. Nelson	_ThaJizzleMan	jnelson14
CB Deatrick Nichols	N/A	d.nicholsjr
DT Robert Nkemdiche	thelegendmerlyn	thelegendmerlynn
DT Owen Obasuyi	Eagle4_life72	megatron_que
LB Matthew Oplinger	oppy2296	oppy722
OL Winston Painter	big_paint	big_paint
RB Elijah Penny	elipenny_22	N/A
DT Corey Peters	coreypeters91	coreypeters98
CB Patrick Peterson	p2	realpatrickpeterson
DT Olsen Pierre	Udownwit_opp72	udownwit_opp91
OL Justin Pugh	justinpugh	justinpugh67
OL Greg Pyke	gpyke73	gpyke73
LB Haason Reddick	haason7reddick	haason7reddick
LB Edmond Robinson	AAP_30	AAP_30
QB Josh Rosen	josh3rosen	josh3rosen
WR Rashad Ross	RocketRoss_19	RocketRoss_19
TE Beau Sandland	N/A	beausandland
TE Ricky Seals-Jones	rickysealsjones	sealsjones
WR Trent Sherfield	Channel_10	_boogie10
OL A.Q. Shipley	aqshipley	aqshipley
OL Andre Smith	bigsmitty71	N/A
DT Pasoni Tasini	Pasoni_59	sonitasini
CB Jamar Taylor	N/A	jamartaylor_sd
CB Tavierre Thomas	_FreeBanzz	iam_blackmagic2
S Zeke Turner	zeke_turner	zeketurner
TE Andrew Vollert	VollertAndrew	vollert87
OL Brant Weiss	BudWeisser_	budweisser_
OL John Wetzel	N/A	wetzel73
CB Brandon Williams	daslimc	brandonslimwilliams
TE Bryce Williams	b_williams	b_williams80
WR Chad Williams	go_10_	go_10_
LB Scooby Wright III	twostarscoob	seventhroundscoob
CB Lou Young III	N/A	louisyoung



NFL CONTACTS

National Football League, 345 Park Ave., New York, NY 10154. Tel: (212) 450-2000.

Jocelyn Moore, EVP of Communications and Public Relations; **Brian McCarthy**, VP of Communications; **Mike Signora**, VP of Football Communications; **Darlene Capiro**, Director of Media Relations & International Communications; **Alex Zerkel**, Manager of Football Communications.

ARIZONA CARDINALS

Mark Dalton, Chris Melvin,
Mike Helm, Imani Suber,
Chase Russell
8701 S. Hardy Drive
Tempe, AZ 85284-2800
(602) 379-0101

ATLANTA FALCONS

Morgan Shaw Parker, Brian
Cearns, Matt Haley
Curtis Jackson, Gaby Moran
4400 Falcon Parkway
Flowery Branch, GA 30542
(770) 965-3115

BALTIMORE RAVENS

Kevin Byrne, Chad Steele,
Patrick Gleason
Tom Valente, Marisol Renner
1 Winning Drive
Owings Mills, MD 21117
(410) 701-4000

BUFFALO BILLS

Derek Boyko, Kevin Kearns,
Chris Fanelli, Nicole
Chrzanowski
One Bills Drive
Orchard Park, NY 14127
(716) 648-1800

CAROLINA PANTHERS

Steven Drummond, Ryan Anderson,
Will Bryan, Preston Edwards
800 South Mint Street
Charlotte, NC 28202
(704) 358-7000

CHICAGO BEARS

Brandon Faber, Adam Widman, Jared
Ellerson, Aaron Clark, Meghan Bower
1920 Football Drive
Lake Forest, IL 60045
(847) 295-6600

CINCINNATI BENGALS

Emily Parker, PJ Combs,
Pete Schramm
One Paul Brown Stadium
Cincinnati, OH 45202
(513) 621-3550

CLEVELAND BROWNS

Peter John-Baptiste, Rob McCurnett,
Dan Murphy, Mike Annarella
76 Lou Groza Blvd.
Berea, OH 44017
(440) 891-5000

DALLAS COWBOYS

Rich Dalymphe, Scott Agulnek,
Joe Trahan, David Abbruzzese
One Cowboys Parkway
Irving, TX 75063
(972) 556-9900

DENVER BRONCOS

Patrick Smyth, Erich Schubert,
Seth Medvin
13655 Broncos Parkway
Englewood, CO 80112
(303) 649-9000

DETROIT LIONS

Eamonn Reynolds, Greg Maiola
Solomon Williams, Deanna Ivy
222 Republic Drive
Allen Park, MI 48101
(313) 216-4000

GREEN BAY PACKERS

Jason Wahlers, Aaron Popkey,
Sarah Quick, Tom Fanning,
Nate LoCascio
1265 Lombardi Avenue
Green Bay, WI 53404
(920) 569-7500

HOUSTON TEXANS

Amy Palcic, Omar Majzoub,
Allie LeClair, Nathan Edwards
Two Reliant Park
Houston, TX 77054
(832) 667-2000

INDIANAPOLIS COLTS

Steve Campbell, Matt Conti,
Christian Edwards,
Pamela Humphrey
7001 West 56th Street
Indianapolis, IN 46254
(317) 297-2658

JACKSONVILLE JAGUARS

Dan Edwards, Tad Dickman,
Alex Brooks, Andy Esworthy,
Amanda Holt, David Wolf
1 TIAA Bank Field Drive
Jacksonville, FL 32202
(904) 633-6000

KANSAS CITY CHIEFS

Ted Crews, Brad Gee, Luke
Shanno, Cydney Ricker,
Jordan Trgovac
One Arrowhead Drive
Kansas City, MO 64129
(816) 920-9300

LOS ANGELES CHARGERS

Josh Rupperecht, Jamaal LaFrance,
Jen Rojas, Skip Powers, Sr.,
Vernon Dennis, Brock Anderson
3333 Susan Street
Costa Mesa, CA 92626
(715) 540-7100

LOS ANGELES RAMS

Artis Twyman, Julia Faron,
Tiffany White, Travis Langer,
Joanna Hunter
29899 Agoura Road
Agoura Hills, CA
(818) 540-2016

MIAMI DOLPHINS

Jason Jenkins, Matt Taylor,
Theresa Garner, Brett Brecheisen,
Renzo Sheppard, Sydney Wade
Baptist Health Training Facility
7500 SW 30th Street
Davie, FL 33314
(954) 452-7010

MINNESOTA VIKINGS

Bob Hagan, Tom West, Jeff
Anderson, Jon Ekstrom, Sam Newton
Twin Cities Orthopedics
Performance Center
2600 Vikings Circle
Eagan, MN 55121
(952) 828-6500

NEW ENGLAND PATRIOTS

Stacey James, Michael
Jurovaty, Aaron Salkin, Mark
Robbins, Anne Noland
One Patriot Place
Foxborough, MA 02035
(508) 543-8200

NEW ORLEANS SAINTS

Greg Bensel, Doug Miller,
Justin Maccione,
Evan Meyers
5800 Airline Drive
Metairie, LA 70003
(504) 733-0255

NEW YORK GIANTS

Pat Hanlon, Corry Rush,
Jennifer Conley, Dion Dargin
Quest Diagnostic Training Center
1925 Giants Drive
East Rutherford, New Jersey 07073
(201) 935-8111

NEW YORK JETS

Bruce Speight, Jared Winley,
Meghan Gilmore, Nick Filis, Eric
Gelfand, Danielle Bonnett
Atlantic Health Jets Training Center
One Jets Drive
Florham Park, NJ 07932
(973) 549-4800

OAKLAND RAIDERS

Will Kiss, Erin Exum, Evert
Geertlings, Katie Agostin
1220 Harbor Bay Parkway
Alameda, CA 94502
(510) 864-5000

PHILADELPHIA EAGLES

Brett Strohsacker, Anthony
Bonagura, John Gonoude,
Zach Groen, Alli Waddington
One NovaCare Way
Philadelphia, PA 19145
(215) 463-2500

PITTSBURGH STEELERS

Burt Lauten, Dominick Rinelli,
Angela Tegnella
3400 South Water Street
Pittsburgh, PA 15203
(412) 432-7820

SAN FRANCISCO 49ERS

Bob Lange, Dan Beckler, Mike
Chasanoff, Roger Hacker, Peter
Volmut, Emily Lucas, Tessa Giammona
4949 Marie P. DeBartolo Way
Santa Clara, CA 95054
(408) 562-4949

SEATTLE SEAHAWKS

Dave Pearson, Lane Gammel, Jeff Garza,
Rich Gonzales, Julie Barber, Kory Kemp
Virginia Mason Athletic Complex
12 Seahawks Way
Renton, WA 98056
(425) 203-8000

TAMPA BAY BUCCANEERS

Nelson Luis, Michael Pehanich,
Allen Barrett, Chris King,
Brooke Skelley
One Buccaneer Place
Tampa, FL 33607
(813) 870-2700

TENNESSEE TITANS

Robbie Bohren, Dwight
Spradlin, Jared Puffer,
Kim Smith
460 Great Circle Road
Nashville, TN 37228
(615) 565-4000

WASHINGTON REDSKINS

Tony Wyllyie, Zena Lewis,
Tish Camrona, Sean DeBarbieri
21300 Redskins Park Drive
Ashburn, VA 20147
(703) 726-7000



INDEX

100-Yard Receiving Games	224-226	NFL Weekly Schedule, 2018	378-380
100-Yard Rushing Games	222-223	Offensive Rankings, Year-By-Year	363
1947 Championship Team	255-256	Overtime Games	366
2017 Final Statistics	198-199	Participation, 2017	214-215
2018 Cardinals Schedule	1	Passing Yards, Single-Game Best	219
300-Yard Passing Games	227-228	PFWA Awards, 2017	88
All-Time Roster, Alpha & Numerical	259-275	Player/Rookie of the Month, All-Time	154
Arizona Sports Hall of Fame (Bill Bidwill)	404	Player of the Week, All-Time	365
Assistant Coaches, All-Time	358-359	Player Personnel (Bios)	37-44
Assistant Coaches (Bios)	14-36	Playoffs, All-Time	244
Attendance Records, Game/Season	243	Postseason Records, Individual/Team	244-246
Awards (All-NFL/Postseason)	367-369	PR Contacts (NFL)	406
Bidwill, Michael J. (Bio)	6-8	Preseason Results, All-Time	336-338
Bidwill, William V. (Bio)	5	Primetime Games, All-Time	356-357
Bidwill Coaching Fellowship	19	Pro Bowlers, Alphabetical	364
Big Red	399	Pro Bowlers, By Year	363
Birthdays, Cardinals Players & Coaches	78	Quarterbacks, 1960-2017	355
Broadcasting Info	402-403	Radio Affiliates	402
Calendar, 2018 NFL Events	11	Receiving Yards, Single-Game Best	220
Charities	384-385	Results, Year-By-Year	277-335
Cheerleaders	399	Retired Jerseys	276
Community Involvement	386-387	Retractable Roof Policy (NFL)	383
Daylight Saving	46	Ring of Honor	360-362
Defensive Rankings, Year-By-Year	364	Roof Open, Results	398
Defensive Statistics, 2017	200-202	Rushing Yards, Single-Game Best	218-219
Defensive Touchdowns, 1960-2017	353-354	Schoenfeld Memorial Press Box	395
Directory, Cardinals Staff	3-4	Shutouts, All-Time	351
Draft History	370-376	Spanish Broadcasts	403
Flex Scheduling	381	Special Teams Touchdowns, 1960-2017	354
Flight Plan Series Success	381	Statistical Leaders, Year-By-Year	345-349
Game Summaries, 2017	206-213	Team-By-Team Results, NFL	339-344
Game Summaries, Postseason in Arizona	247-252	Thanksgiving Games	357
Game-By-Game Stats, 2017	204-205	Tillman Locker at Training Facility	393
Greatest Comebacks, All-Time	237-239	Tillman Memorial	393
Hall of Fame Cardinals	275	Turnover Differential, Year-By-Year	350
Head Coaches, All-Time	358	Twitter, Players/Coaches/Staff	405
Headshots, Administrative Staff	47-50	Two-Point Conversions, All-Time	352
History of Franchise	254-258	University of Phoenix Stadium, Championships	382
Home Stadiums	396	University of Phoenix Stadium, Economic Impact	382
Keim, Steve (Bio)	10-11	University of Phoenix Stadium, Info	388-391
License Plates, Cardinals	392	University of Phoenix Stadium, Seating	396
Longest Plays	220-222	University of Phoenix Stadium, Sellout Streak	398
Longevity Records, Individual	236	University of Phoenix Stadium, Super Bowl LVII	408
Minegar, Ron (Bio)	9	University of Phoenix Stadium, Parking	397
Miscellaneous Records, Team	243	University of Phoenix Stadium, Upgrades	395
Miscellaneous Stats, 2017	216	Walter Payton NFL Man-of-the-Year Winners	392
Mobile App	50	Wilks, Steve (Bio)	12-13
My Cause, My Cleats Campaign	400		



ARIZONA AWARDED SUPER BOWL LVII

VALLEY WILL HOST GAME FOR FOURTH TIME WHEN SUPER BOWL RETURNS IN 2023

The biggest event in American sports is returning to Arizona as University of Phoenix Stadium has been selected to host Super Bowl LVII that will cap the 2022 NFL season. The announcement was made following a vote of team owners at the NFL's Spring Meetings in Atlanta in May.

"We are very grateful that the NFL and its owners have once again selected Arizona to host the pre-eminent event in sports," said Arizona Super Bowl Host Committee Chairman David Rousseau. "It is a testament to the stellar reputation that our community has earned for staging world-class events and there are none bigger than the Super Bowl. We clearly have the facilities, the infrastructure and most importantly the people to execute an event that has proven to have such a profoundly positive impact on our region."

Super Bowl LVII will be the fourth Super Bowl played in Arizona and the third in 15 years at University of Phoenix Stadium. The Valley last hosted Super Bowl XLIX following the 2014 season. With Super Bowl LVII being held at University of Phoenix Stadium, Arizona will join South Florida, New Orleans, Los Angeles and Tampa Bay as the only sites selected to host the Super Bowl at least four times.



Past Super Bowls in Arizona

Super Bowl	Site	Date	Result
XLIX (49)	University of Phoenix Stadium	2/1/15	New England 28, Seattle 24
XLII (42)	University of Phoenix Stadium	2/3/08	NY Giants 17, New England 14
XXX (30)	Sun Devil Stadium	1/28/96	Dallas 27, Pittsburgh 17

The nation's most popular sporting event and most widely-viewed television program, the Super Bowl provides an immense boost to the local economy. The last time the game was staged in Arizona it produced a record economic impact for the state. A 2015 study by the W.P. Carey School of Business at Arizona State University determined that Super Bowl XLIX, the 2015 Pro Bowl and related events produced a gross economic impact of \$719.4 million for the region. That was the largest economic impact of any special event ever held in Arizona. More than 1 million people visited Verizon Super Bowl Central in downtown Phoenix and more than 500,000 people enjoyed events in downtown Scottsdale.

Since opening in 2006, University of Phoenix Stadium has continuously proven to be a world-class venue capable of hosting the country's biggest sporting events. In a span of just over 26 months in 2015-17, the stadium hosted a Pro Bowl, Super Bowl, College Football National Championship Game and the NCAA Men's Final Four. It was an unprecedented stretch for a stadium that generated \$1.3 billion for the state during that span.

By the time it plays host to Super Bowl LVII, University of Phoenix Stadium will have undergone \$100 million in improvements including parking infrastructure, state-of-the-art wifi, video boards, sound system upgrades and club-area enhancements since it last hosted a Super Bowl following the 2014 season.

FUTURE SITES: Atlanta will host Super Bowl LIII following the upcoming 2018 season and will be followed by previously-announced games in South Florida (LIV following the 2019 season), Tampa (LV following the 2020 season) and Los Angeles (LVI following the 2021 season). In addition to announcing today that Arizona has been awarded Super Bowl LVII, the NFL also revealed New Orleans as the host of Super Bowl LVIII the following year.

CARDINALS MEDIA RELATIONS CONTACTS

Mark Dalton . . . Senior Vice President, Media Relations
Direct Phone 602/379-1720
E-mail mdalton@cardinals.nfl.net

Chris Melvin Director, Media Relations
Direct Phone 602/379-1882
E-mail cmelvin@cardinals.nfl.net

Mike Helm Manager, Media Relations
Direct Phone 602/379-1647
E-mail mhelm@cardinals.nfl.net


Chase Russell Media Relations Coordinator
Direct Phone 602/379-1620
E-mail crussell@cardinals.nfl.net

Imani Suber Media Relations Coordinator
Direct Phone 602/379-1724
E-mail isuber@cardinals.nfl.net



**ARIZONA
CARDINALS**

2018 Media Guide Credits: Written and edited by the Arizona Cardinals Media Relations department: Mark Dalton, Chris Melvin, Mike Helm, Chase Russell and Imani Suber, with special acknowledgement to all past Cardinals public and media relations staff members who have contributed to this publication through the years. Primary photography provided by team photographer Gene Lower and Peter Vander Stoep. Special editorial and statistical assistance provided by Santo Labombarda and the Elias Sports Bureau as well as Pete Fierle and the Pro Football Hall of Fame. Additional editorial assistance from T.J. Troup and Michael Brenner.
Design: Mike Chavez and Amy Robinson.

Printed by: **prisma** 
message to market



ODAY **ABOUSHI**

COLLEGE: VIRGINIA

HOW ACQUIRED: FA-18

YEARS NFL/CARDINALS: 5/1

HOMETOWN: BROOKLYN, NY

DOB: JUNE 5, 1991

70 | OFFENSIVE LINEMAN | 6-5 | 315

PRO CAREER:

Selected by the New York Jets in the fifth round (141st overall) of the 2013 NFL Draft. Waived by the Jets on 9/15/15 and was claimed by the Texans on 9/16/15. Signed with the Seahawks on 3/20/17. Signed with the Raiders on 7/28/18 and was released on 9/1/18. Signed with the Cardinals on 10/23/18.

2017: Started eight straight games (Week 3-11) at RG, helping the Seahawks offense total 2,441 passing yards and 20 passing TDs during that stretch ... part of a unit that allowed just one sack, helping QB Russell Wilson throw for 373 yards and four TDs @ Ten (9/24) ... blocked for five different ball-carriers who gained 194 yards on 33 attempts (5.9-yard average) vs. Ind (10/1) ... protected Wilson, who threw for 452 yards, four TDs and one INT while being sacked twice vs. Hou (10/29).

2016: Played four regular season games (three starts) and two playoff contests for the Texans ... started at RG for a unit that rushed for 158 yards on 28 carries (5.6-yard average) vs. Ind (10/16) ... started at LG and blocked for five different runners who totaled 185 rushing yards on 41 attempts @ Ind (12/11) ... made his postseason debut in the Wild Card game vs. Oak (1/7/17), helping the Texans rush for 123 yards ... played 63 of 69 offensive snaps in the Divisional Playoff game @ NE (1/14/17).

2015: Played seven games with four starts at LG and one start at RG for the Texans ... started at LG for a unit that ran for 186 yards on 46 attempts and allow just one sack vs. TB (9/27) ... started at LG as the Texans threw for 350+ yards and two TDs while allowing just one sack in back-to-back games – @ Atl (10/4) and vs. Ind (10/8) ... started at RG for an offense that totaled 401 net yards (126 rushing and 275 passing) @ Buf (12/6) ... active but DNP in the Wild Card game vs. KC (1/9/16).

2014: Played a career-high 15 games, including a career-high 10 starts, for an offense that ranked third in the NFL with 2,280 rushing yards and totaled 100 rushing yards in 13 games ... subbed for an injured Brian Winters in his NFL debut @ GB (9/14), helping the Jets rush for 147 yards ... made his first-career start on Thursday Night Football and helped total 218 yards on the ground @ NE (10/16) ... started for a unit that rushed for 277 yards on 49 attempts vs. Mia (12/1); eight different players carried the ball for the Jets.

2013: Inactive for all 16 games during his rookie campaign.

COLLEGE:

Played 43 games (37 starts) in four seasons (2009-12) ... served as team captain and earned first-team All-ACC accolades after starting all 12 games and averaging more than 10 knockdown blocks at left tackle as a senior in 2012 ... started all 13 games as a junior in 2011, earning second-team All-ACC honors and leading an offensive line that limited opponents to 16 sacks.

PERSONAL:

Name pronounced “OH-day’ ‘ah-B00-shee” ... prepped at Xaverian (Brooklyn, NY) High School where he earned second-team all-state honors at offensive line as a senior in 2008 ... also recorded 70 tackles and seven sacks on defense ... second youngest of 10 children ... honored by former Secretary of State Hillary Clinton in September of 2011 with about a dozen other Muslim athletes at a reception in Washington D.C., commemorating Eid ul-Fitr.

ABOUSHI CAREER STATS

Year	Team	GP/GS
2013	NYJ	0/0
2014	NYJ	15/10
2015	Hou	7/5
2016	Hou	4/3
2017	Sea	8/8
Total		34/26

ABOUSHI POSTSEASON STATS

Year	Team	GP/GS
2016	Hou	2/0
Total		2/0



DAVID AMERSON

COLLEGE: North Carolina State

HOW ACQUIRED: FA-18

YEARS NFL/CARDINALS: 6/1

HOMETOWN: Honolulu, HI

DOB: December 8, 1991

38 | CORNERBACK | 6-1 | 205

PRO CAREER:

Selected by Washington in the second round (51st overall) of the 2013 NFL Draft. Waived on 9/21/15 and was claimed by the Raiders on 9/22/15. Re-signed with Oakland on 7/20/16. Released by Oakland on 2/5/18 and signed with the Chiefs on 2/20/18. Released by Kansas City on 9/1/18 and signed with the Cardinals on 11/14/18.

2017: Posted 18 tackles, four passes defended and a fumble recovery in six games (all starts) ... tallied one tackle and a pass defended vs. NYJ (9/17) ... registered season highs in tackles (six) and passes defended (three) @ Was (9/24) ... recorded four tackles and recovered a fumble vs. LAC (10/15) ... inactive in games 5 and 8-16.

2016: Played 15 games (all starts) and registered a career-high 64 tackles, two INTs and a team-high-tying 14 passes defended ... collected eight tackles, led the team with three passes defended and intercepted a Matt Ryan pass in the back of the end zone to stop a Falcons scoring threat and preserve the Raiders 14-13 lead early in the third quarter vs. Atl (9/18) ... recorded three tackles and a season-high five passes defended @ Ten (9/25) ... had four tackles, two passes defended and intercepted a Blake Bortles pass in the end zone on third-and-seven to end a Jaguars scoring threat @ Jax (10/23) ... posted four tackles and a pass defended while holding Mike Evans to 50 receiving yards @ TB (10/30) ... inactive (knee) vs. Car (11/27) ... recorded five tackles and a key third down pass defended vs. Buf (12/4) ... had three tackles in postseason debut @ Hou (1/7/17).

2015: Recorded two tackles and a pass defended in two games for the Redskins before being waived on 9/21 ... claimed by the Raiders in Week 3 and totaled 57 tackles, a career-high four INTs (one returned for a TD), a franchise-record 25 passes defended, a fumble recovery and a special teams tackle in 14 games (12 starts) ... made his first start for Oakland and totaled seven tackles, one pass defended and a forced fumble, which set up a Raiders scoring drive on the following possession @ Chi (10/4) ... had a career-high eight solo tackles, three passes defended and an INT off Ben Roethlisberger in the third quarter @ Pit (11/8) ... had two tackles, a career-high six passes defended and intercepted Marcus Mariota deep in Raiders territory in the third quarter @ Ten (11/29) ... totaled six solo tackles, three passes defended and a goal line INT off Aaron Rodgers in the fourth quarter vs. GB (12/20) ... returned an Alex Smith INT 24 yards @ KC (1/3/16).

2014: Totaled 61 tackles and seven passes defended in 15 games (all starts) ... had four solo tackles and two passes defended vs. Jax (9/14) ... collected a season-high eight tackles vs. NYG (9/25) ... posted five solo tackles and one pass defended @ Min (11/2) ... had one solo tackle and one pass defended @ Ind (11/20) ... tallied five tackles vs. Phi (12/20).

2013: Played all 16 games (eight starts) during his rookie campaign, totaling 47 tackles, two INTs (one returned for a TD), 10 passes defended, one forced fumble and a special teams tackle ... started and notched four tackles and one pass defended in his NFL debut vs. Phi (9/9) ... returned his first-career INT 45 yards for a TD, marking the longest INT-TD by a Redskins rookie since 1999, and had one tackle @ Oak (9/29) ... started and totaled a season-high six tackles and picked off Philip Rivers vs. SD (11/13) ... had three tackles, a pass defended and forced a fumble vs. NYG (12/1).

COLLEGE:

Recorded 169 tackles, 18 INTs (returned three for TDs), 18 passes defended and one fumble recovery in 39 games (35 starts) ... tied for third in ACC history with 18 career INTs and set a school record with three INT-TDs ... earned second-team All-ACC honors with a career-high 60 tackles and five INTs in 13 games as a junior in 2012 ... received All-American and All-ACC accolades in addition to the Jack Tatum Award (given annually to the nation's top DB) after setting conference and program records with an NCAA-leading 13 INTs (returned two for TDs) as a sophomore in 2011 ... also named the College Football Performance Awards Defensive Back of the Year ... tied George Shaw of Oregon (1951) for the second-most INTs (13) in major college history, one shy of Washington's Al Worley (14 in 1968) ... became just the third player in conference history to intercept at least 10 passes ... one of five true freshmen to start a game for the Wolfpack, totaling 50 tackles and one pass defended in 13 games (nine starts) in 2010.

PERSONAL:

Attended Dudley (Greensboro, NC) High School where he played at safety and running back ... named to the 2009 NCPreps.com 4A All-State football team with 55 tackles and six INTs as a senior ... participated in the Shrine Bowl following his senior season ... recorded 60 tackles and nine INTs as a junior ... majored in Sociology.

AMERSON CAREER STATS

Year	Team	Tackles				Sacks		Interceptions					FR	FF	STT
		GP/GS	Solo	Asst.	Ttl	Sk	Yds	Int	Yds	Lg	TD	PD			
2013	Was	16/8	39	8	47	0.0	0	2	45	45t	1	10	0	1	1
2014	Was	15/15	52	9	61	0.0	0	0	0	0	0	7	0	0	0
2015	Was/Oak	16/12	54	5	59	0.0	0	4	28	24t	1	26	0	1	1
2016	Oak	15/15	56	8	64	0.0	0	2	0	0	0	16	0	0	0
2017	Oak	6/6	14	4	18	0.0	0	0	0	0	0	4	1	0	0
Total		68/56	215	34	249	0.0	0	8	73	45t	2	63	1	2	2

Single Game Highs:

Total Tackles: 8, three times, last vs. Atlanta, 9/18/16; **Solo Tackles:** 8, @ Pittsburgh, 11/8/15; **Interceptions:** 1, eight times, last vs. Kansas City, 10/16/16; **Passes Defensed:** 6, @ Tennessee, 11/29/15; **Fumble Recoveries:** 1, vs. LA Chargers, 10/15/17; **Forced Fumbles:** 1, two times, last @ Chicago, 10/4/15; **TDs:** 2, 45-yard INT return, @ Oakland, 9/29/13; 24-yard INT return, @ Kansas City, 1/3/16.

AMERSON POSTSEASON STATS

Year	Team	Tackles				Sacks		Interceptions					FR	FF	STT
		GP/GS	Solo	Asst.	Ttl	Sk	Yds	Int	Yds	Lg	TD	PD			
2016	Oak	1/1	2	1	3	0.0	0	0	0	0	0	0	0	0	0
Total		1/1	2	1	3	0.0	0	0	0	0	0	0	0	0	0

Postseason Single Game Highs:

Total Tackles: 3, @ Houston, 1/7/17; **Solo Tackles:** 2, @ Houston, 1/7/17.



JOE BARKSDALE

COLLEGE: Louisiana State

HOW ACQUIRED: FA-18

YEARS NFL/CARDINALS: 8/1

HOMETOWN: Detroit, MI

DOB: January 4, 1989

60 | OFFENSIVE LINEMAN | 6-5 | 326

NOTE CARDS

- Eight-year NFL veteran who has played 102 games (74 starts) for the Chargers (2015-18), Rams (2012-14) and Raiders (2011) after entering the league as Oakland's third-round pick (92nd overall) in 2011.
- In 2017, part of an offensive line that led RB Melvin Gordon his first 1,000-yard rushing season and allowed the NFL's fewest sacks (18), helping QB Philip Rivers throw for 4,515 yards, 28 TDs and a 96.0 rating on 360-of-575 passing.

- In 2015, started all 16 games at RT and was named Chargers Lineman of the Year in his first season with the team.

PRO CAREER:

Selected by the Oakland Raiders in the third round (92nd overall) of 2011 NFL Draft. Waived by the Raiders on 9/26/12 and was claimed by the Rams on 9/27/12. Signed by the Chargers on 5/15/15. Signed a contract extension with San Diego on 3/7/16. Waived by the Chargers on 12/3/18 and was signed by Arizona on 12/5/18.

2018: Appeared in six games (one start) and was inactive for six contests with the Chargers before being released on 12/3 ... started at RT and played three offensive series before leaving the game with a knee injury vs. KC (9/9) ... inactive (knee) in Games 2-6 ... returned from injury and saw action as an eligible receiver vs. Ten (10/21) at Wembley Stadium ... played RT and on special teams @ Sea (11/4), @ Oak (11/11), vs Den (11/18) and vs. Ari (11/25), helping Philip Rivers complete an NFL-record 25-consecutive passes for 259 and three TDs against the Cardinals ... inactive @ Pit (12/2).

2017: Started 11 games at RT for an offensive line that allowed the NFL's fewest sacks (18), helping Rivers reach 342 career passing TDs (sixth in NFL history), 4,171 completions (seventh) and 50,348 passing yards (ninth) ... started at RT for an offensive line that allowed just one sack @ Den (9/11) ... helped protect Rivers, who threw for 331 yards, a TD and a 110.6 rating on 31-of-39 passing vs. Mia (9/17); suffered a foot injury against the Dolphins ... inactive (foot) vs KC (9/24) ... blocked for Rivers, who completed 22-of-38 pass attempts for 347 yards, two TDs and a 105.9 passer rating vs Phi (10/1) ... inactive (foot) vs. Den (10/22) ... returned to the starting lineup and helped Rivers throw for 434 yards, three TDs and a 149.1 passer rating on 27-of-33 passing @ Dal (11/23) ... helped Rivers throw for 387 yards and three TDs on 28-of-37 passing for a 135.8 passer rating vs. Oak (12/31).

2016: Started 15 games at RT and missed one contest due to a foot injury ... part of a Chargers offensive that gained 150 rushing yards in back-to-back games for the first time since 2007 @ KC (9/11) and vs. Jax (9/18) ... blocked for a rushing

attack that posted six 100-yard rushing performances, including a 200-yard output vs. Ten (11/6) ... started at RT but subbed at LT when Chris Hairston suffered an injury in the second quarter vs. NO (10/2) ... inactive (foot) @ Oak (10/9).

2015: Named Chargers Lineman of the Year in his first season with the team ... started all 16 games at RT and protected Rivers, who threw for a career-high 4,792 yards and 29 TDs ... moved to LT in four games due to injury - @ Min (9/27), vs. Pit (10/12), @ Bal (11/1) and @ Oak (12/24) ... played every offensive snap and helped Rivers set team records for attempts (65), completions (43) and passing yards (503) @ GB (10/18) ... helped offense total 300 yards and four TDs through the air @ Jax (11/29) ... part of an offensive line that allowed just one sack, helping Rivers throw for 311 yards and three TDs and a season-high 140 rushing yards vs. Mia (12/20).

2014: Started all 16 games at RT ... helped offensive line not allow a sack against the defending Super Bowl champions vs. Sea (10/19) ... blocked for a rushing attack that totaled a season-high 172 rushing yards vs. Oak (11/30).

2013: Played all 16 games (13 starts), taking over as the starter at RT in Week 3 due to injuries on the offensive line ... subbed at RT for an injured Rodger Saffold and help protect Sam Bradford, who threw for 352 yards @ Atl (9/15) ... made his first start of the season vs. Dal (9/22) ... part of an offensive line that blocked for three rookies who totaled 261 scrimmage yards vs. Chi (11/24).

2012: Appeared in six games (two starts) ... made his Rams debut vs. Sea (9/30) and registered his first-career start at LT vs. GB (10/21) ... started at LT for the second-consecutive week vs. NE (10/28).

2011: Saw action primarily on special teams in all 16 games during his rookie campaign ... made his NFL debut on MNF vs. Den (9/12); blocked on the FG unit during Sebastian Janikowski's record-tying 63-yard field goal at the end of the first half against the Broncos.

COLLEGE:

Played 53 games with 39 starts (26 at RT and 13 at LT) in four seasons (2007-10) ... played all 14 games as a true freshman for the Tigers team that won the 2007 BCS National Championship ... earned second-team All-SEC recognition as a senior and was named SEC Lineman of the Week following his performance against Mississippi ... first-ever LSU player from Michigan ... switched to the offensive line after beginning his career on the defensive line.

PERSONAL:

Earned All-American honors as a senior at Cass Tech (Detroit, MI) High School ... invited to play in the U.S. Army All-America Bowl and named to Detroit News' 'Dream Team'

as a senior in 2006 ... received the 2007 Watkins Award, presented by the National Alliance of African-American Athletes ... All-City selection as a junior in 2005 ... has a daughter, Kennedy, with his wife, Brionna ... couple met in the third grade and married in March, 2015 ... an accomplished blues musician, plays guitar in his band, "Yours Truly," and raises money for the Fender Music Foundation through jam sessions ... spoke on numerous television programs and publications, including the Los Angeles Times and "Ellen" about his battles with depression and mental health following the 2017 season ... presented with a commemorative guitar of Jimi Hendrix, one of Barksdale's music idols, during a visit to the Fender guitar factory in Corona, CA in 2015 ... received his degree in Pre-Law.

BARKSDALE CAREER STATS

Year	Team	GP/GS
2011	Oak	16/0
2012	StL	6/2
2013	StL	16/13
2014	StL	16/16
2015	SD	16/16
2016	SD	15/15
2017	LAC	11/11
2018	LAC	6/1
Total		102/74



TRE BOSTON

COLLEGE: North Carolina

HOW ACQUIRED: FA-18

YEARS NFL/CARDINALS: 5/1

HOMETOWN: Ft. Myers, FL

DOB: June 25, 1992

33 | SAFETY | 6-1 | 205

NOTE CARDS

■ Selected by Carolina in the fourth round (128th overall) of the 2014 NFL Draft and played three seasons (2014-16) for the Panthers while Cardinals Head Coach Steve Wilks served as the team's DBs coach.

■ Led the Chargers and tied for fifth in the NFL with a career-high five INTs in 2017.

PRO CAREER:

Selected by Carolina in the fourth round (128th overall) of the 2014 NFL Draft. Released by the Panthers on 5/2/17 and signed a one-year contract with the Chargers on 5/15/17. Signed a one-year contract with the Cardinals on 7/27/18.

2017: Played all 16 games (15 starts) and registered 79 tackles, a career-high five INTs (tied for fifth most in the NFL) and nine passes defended ... had a season-high seven tackles vs. Mia (9/17), vs Phi (10/1), @ Oak (10/15) and vs. Oak (12/31); added an INT and two passes defended in the second matchup against the Raiders ... sealed a win by intercepting Eli Manning near midfield late in the fourth quarter, adding five tackles @ NYG (10/8) ... posted six tackles, one for loss, a career-high two INTs (both in the game's final two minutes) and three passes defended @ Jax (11/12) ... had his third INT in two games and added four tackles vs. Buf (11/19).

2016: Appeared in 15 games (10 starts) and collected 50 tackles, two sacks, five passes defended and two INTs, missing the season finale with a knee injury ... notched his first-career sack, bringing down Trevor Siemian for a 10-yard loss in the fourth quarter @ Den (9/8) ... recorded another fourth quarter sack, dropping Jameis Winston for a nine-yard loss vs. TB (10/10) ... had four tackles and his first INT of the season, picking off Alex Smith and returned it 22 yards vs. KC (11/13) ... intercepted Russell Wilson, adding four tackles and two passes defended @ Sea (12/4) ... placed in on injured reserve on 12/27.

2015: Saw action in all 16 regular season games (one start), totaling 19 tackles, one for loss, one pass defended and eight special teams tackles ... had four tackles, one sack, one INT, a fumble recovery and one pass defended in three postseason contests ... posted a season-high five tackles on defense and one on special teams @ TB (10/4) ... matched that season high with five tackles, including one for loss, vs. TB (1/3/16) ... sacked Russell Wilson for an eight-yard loss in the Divisional Playoff vs. Sea (1/17/16) ... recovered a fumble forced by Charles Johnson in the NFC Championship vs. Ari (1/24/16) ... played in Super Bowl 50 vs. Den (2/7/16).

2014: Played 11 games (five starts) after being inactive for the first five games of the season ... recorded 24 tackles, one INT, two passes defended and two special teams tackles ... had three tackles and one INT in two playoff contests ... made his first-career start in place of an injured Thomas DeCoud and collected five tackles vs. NO (10/30) ... started and recorded a career-high nine tackles vs. TB (12/14) ... returned his first-career INT off Matt Ryan 84 yards for a TD @ Atl (12/28) ... sealed a win in the Wild Card game vs. Ari (1/3/15) by intercepting Ryan Lindley in the end zone with 1:54 left in the game.

COLLEGE:

Played 48 games (40 starts) at North Carolina, finishing his college career ranked third in program history with 13 INTs ... had 282 tackles, 33 passes defended, three forced fumbles and two fumble recoveries ... earned second-team All-Atlantic Coast Conference honors with 94 tackles, five INTs and 13 passes defended in 13 games as a senior in 2013 ... named All-ACC honorable mention with a team-high 86 tackles, four INTs (one returned for a TD) and 10 passes defended in 12 games as a junior in 2012 ... had 70 tackles, three INTs, five passes defended, one forced fumble and two fumble recoveries in 13 games (11 starts) as a sophomore in 2011 ... played 10 games (four starts) and totaled 32 tackles, one INT, five passes defended and two forced fumbles as a freshman in 2010.

PERSONAL:

Two-time first-team all-area selection at North Fort Myers (FL) High School, where he had six INTs and one fumble recovery as a senior in 2009 ... gained 841 yards on 103 carries, caught 24 passes for 364 yards and scored 17 TDs (11 rushing, five receiving and one on defense) that season ... named MVP of the 2009 John Carrigan Rotary South All-Star Classic in Ft. Myers ... majored in Communication Studies.

BOSTON CAREER STATS

Year	Team	Tackles				Sacks		Interceptions					FR	FF	STT
		GP/GS	Solo	Asst.	Ttl	Sk	Yds	Int	Yds	Lg	TD	PD			
2014	Car	11/5	19	5	24	0.0	0	1	84	84t	1	2	0	0	2
2015	Car	16/1	16	3	19	0.0	0	0	0	0t	0	1	0	0	8
2016	Car	15/10	40	10	50	2.0	19	2	29	22	0	6	0	0	1
2017	LAC	16/15	61	18	79	0.0	0	5	49	25	0	9	0	0	0
Total		58/31	136	36	172	2.0	19	8	162	84t	1	18	0	0	11

Single Game Highs:

Total Tackles: 9, vs. Tampa Bay, 12/14/14; **Solo Tackles:** 6, three times, last vs. Philadelphia, 10/1/17; **Sacks:** 1, two times, last vs. Tampa Bay, 10/10/16; **Interceptions:** 2, @ Jacksonville, 11/12/17; **Passes Defensed:** 3, @ Jacksonville, 11/12/17; **TDs:** 1, 84-yard INT return, @ Atlanta, 12/28/14.

BOSTON POSTSEASON STATS

Year	Team	Tackles				Sacks		Interceptions					FR	FF	STT
		GP/GS	Solo	Asst.	Ttl	Sk	Yds	Int	Yds	Lg	TD	PD			
2014	Car	2/2	3	0	3	0.0	0	1	11	11	0	0	0	0	0
2015	Car	3/0	3	1	4	1.0	8	1	5	5	0	1	1	0	1
Total		5/2	6	1	7	1.0	8	2	16	11	0	1	1	0	1

Postseason Single Game Highs:

Total Tackles: 2, two times, last @ Denver, 2/7/15; **Solo Tackles:** 2, @ Denver, 2/7/15; **Sacks:** 1, vs. Seattle, 1/17/16; **Interceptions:** 1, two times, last vs. Arizona, 1/24/16; **Passes Defensed:** 1, vs. Arizona, 1/24/16.



PHAROH COOPER

COLLEGE: South Carolina
HOW ACQUIRED: WV-18 (Rams)
YEARS NFL/CARDINALS: 3/1

HOMETOWN: Havelock, NC
DOB: March 7, 1995

12 | WIDE RECEIVER | 5-11 | 208

 **PRO BOWL SELECTION: 2017**

NOTE CARDS

- Selected by the Rams in the fourth round (117th overall) of the 2016 NFL Draft; played 31 games (four starts) in three seasons with Los Angeles.
- Earned Pro Bowl and All-Pro honors as a returner with 932 yards and one TD on 34 kickoff returns (27.4-yard average) and 399 yards on 32 punt returns (12.5-yard average) in 2017.

PRO CAREER:

Selected by the Rams in the fourth round (117th overall) of the 2016 NFL Draft. Released on 12/18/18 and claimed off waivers by the Cardinals on 12/19/18.

2018: Totaled 277 yards on 13 kickoff returns and 12 yards on two punt returns in five games with the Rams ... placed on injured reserve on 9/11 after suffering an injury on a punt return @ Oak (9/10) ... activated from injured reserve in Week 11 and returned four kickoffs for 78 yards vs. KC (11/19) ... returned two kickoffs for 52 yards and saw action at receiver @ Det (12/2).

2017: Earned Pro Bowl and All-Pro honors as a returner with 932 yards and one TD on 34 kickoff returns (27.4-yard average) and 399 yards on 32 punt returns (12.5-yard average) in 16 games ... led the NFL with 1,331 combined return yards (fifth most in Rams history) ... also caught 11 passes for 84 yards ... returned four kickoffs for 123 yards (30.8-yard average), including a 66-yarder that set up a five-play scoring drive @ Dal (10/1) ... returned the opening kickoff a career-long 103 yards for a TD @ Jax (10/16), tying for the third-longest kickoff return in Rams history and the second-longest kickoff return in the NFL that season ... returned three punts for 59 yards (19.6-yard average) and four kickoffs for 110 yards (27.5-yard average) vs. NO (11/26) ... had seven punt returns for 128 yards and a 53-yard long (all career bests) @ Sea (12/17) ... returned six kickoffs for 120 yards in his postseason debut in the NFC Wild Card Playoff vs. Atl (1/6/18).

2016: Totaled 323 yards on 14 kickoff returns and 106 yards on 14 receptions in 10 games (three starts) ... made his NFL debut on offense and special teams, returning one kickoff for 23 yards vs. Buf (10/9) ... had an eight-yard reception in his first-career start @ NE (12/4) ... posted three receptions for 22 yards, including a long of 19 yards vs. Atl (12/11) ... started and had three catches for 21 yards

and five kickoff returns for 98 yards @ Sea (12/15) ... registered a career high with 129 yards on four kickoff returns, including a long of 51 yards vs. SF (12/24) ... set career highs with four receptions for 36 yards vs. Ari (1/1/17).

COLLEGE:

Played 36 games (25 starts) at South Carolina where he earned first-team All-SEC accolades as a WR (AP and coaches) and all-purpose back (coaches) as a senior in 2015 ... also received second-team all-conference honors as an all-purpose back from the AP ... had 66 receptions for 973 yards and a team-high eight receiving TDs ... also led the Gamecocks with nine total TDs ... named first-team (WR) and second-team (all-purpose back) All-SEC by the AP and coaches as a junior in 2014 ... ranked third in the SEC in receptions (69), second in receiving yards (1,136) and ninth in all-purpose yards per game (108.5) ... earned Freshman All-SEC recognition as an all-purpose back and return specialist with 655 all-purpose yards (third on the team) as a true freshman in 2013 ... moved from CB to WR a week into fall camp.

PERSONAL:

Name pronounced "FAIR-oh" ... won consecutive 3A state titles at Havelock (NC) High School where he helped lead the Rams to a 15-1 season as a senior and a perfect 16-0 campaign during his junior season ... played QB, RB and WR in addition to serving as the primary returner on punts and kickoffs in the Shrine Bowl of the Carolinas ... gained 253 total yards, including a 45-yard TD run, and earned offensive MVP honors for the North Carolina squad ... rushed for 300 yards and caught 65 passes for 1,285 yards and 14 TDs as a junior in 2011 ... also had 58 tackles and six interceptions ... earned a degree in Sport and Entertainment Management.

COOPER CAREER STATS

Receiving							
Year	Team	GP/GS	Rec	Yds	Avg	Lg	TD
2016	LAR	10/3	14	106	7.6	23	0
2017	LAR	16/1	11	84	7.6	26	0
2018	LAR	5/0	0	0	0.0	0	0
Total		31/4	25	190	7.6	26	0

Single Game Highs:

Receptions: 4, vs. Arizona, 1/1/17; **Receiving Yards:** 36, vs. Arizona, 1/1/17; **Long Reception:** 26, vs. San Francisco, 12/31/17.

Additional Statistics:

Rushing: Career: 1-6; **2017:** 1-6.

Punt Returns								Kickoff Returns				
Year	Team	Att	Yds	Avg	Lg	FC	TD	Att	Yds	Avg	Lg	TD
2016	LAR	5	5	1.0	6	3	0	14	323	23.1	51	0
2017	LAR	32	399	12.5	53	8	0	34	932	27.4	103t	1
2018	LAR	2	12	6.0	12	1	0	13	277	21.3	28	0
Total		39	416	10.7	53	12	0	61	1,532	25.1	103	1

Single Game Highs:

Punt Returns: 7, @ Seattle, 12/17/17; **Punt Return Yards:** 128, @ Seattle, 12/17/17; **Long Punt Return:** 53, @ Seattle, 12/17/17. **Kickoff Returns:** 5, @ Seattle, 12/15/16; **Kickoff Return Yards:** 129, vs. San Francisco, 12/24/16; **TDs:** 1, @ Jacksonville, 10/15/17; **Long Kickoff Return:** 103t, @ Jacksonville, 10/15/17.

COOPER POSTSEASON STATS

Receiving							
Year	Team	GP/GS	Rec	Yds	Avg	Lg	TD
2017	LAR	1/0	0	0	0.0	0	0
Total		1/0	0	0	0.0	0	0

Punt Returns								Kickoff Returns				
Year	Team	Att	Yds	Avg	Lg	FC	TD	Att	Yds	Avg	Lg	TD
2017	LAR	4	7	1.8	9	0	0	6	120	20.0	26	0
Total		4	7	1.8	9	0	0	6	120	20.0	26	0

Single Game Highs:

Punt Returns: 4, vs. Atlanta, 1/6/18; **Punt Return Yards:** 7, vs. Atlanta, 1/6/18; **Long Punt Return:** 9, vs. Atlanta, 1/6/18. **Kickoff Returns:** 6, vs. Atlanta, 1/6/18; **Kickoff Return Yards:** 120, vs. Atlanta, 1/6/18; **Long Kickoff Return:** 26, vs. Atlanta, 1/6/18.



DARRELL DANIELS

COLLEGE: Washington

HOW ACQUIRED: WV-18 (Seahawks)

YEARS NFL/CARDINALS: 2/1

HOMETOWN: Pittsburgh, CA

DOB: November 22, 1994

81 | TIGHT END | 6-3 | 246

PRO CAREER:

Signed with Indianapolis as an undrafted rookie free agent on 5/4/18. Traded to the Seahawks in exchange for WR Marcus Johnson on 9/1/18. Waived on 9/25/18 and signed to Seattle's practice squad on 9/26/18. Elevated to the Seahawks active roster from the team's practice squad on 10/3/18. Released on 11/26/18 and claimed off waivers by the Cardinals on 11/26/18.

2018: Appeared in nine games (two starts) and notched one special teams tackle for the Seahawks after being traded by the Colts on 9/1 ... made his Seahawks debut on special teams @ Den (9/9) ... started in a two-TE set vs. LAR (10/7) and @ Oak (10/14).

2017: Played 12 games (three starts) and recorded three receptions for 26 yards and three special teams tackles ... made his NFL debut in the season-opener @ LAR (9/10) ... had his first-career reception for six yards vs. Cle (9/24) ... notched a career-long 13-yard reception vs. SF (10/8) ... caught a seven-yard pass vs. Jax (10/22).

COLLEGE:

Totaled 47 receptions for 728 yards and five TDs in 49 games (18 starts) ... named All-Pac-12 honorable mention with 17 catches for 307 yards and three TDs in 14 games (six starts) as a senior in 2016 ... helped lead the Huskies to a 12-2 record, a conference title and an appearance in the College Football Playoff ... played all 13 games (eight starts) and recorded 19 receptions for 250 yards and one TD as a junior in 2015 ... had 11 catches for 171 yards and a TD in 11 games (four starts) as a sophomore in 2014 ... played primarily on special teams in 11 games as a true freshman ... converted from WR to TE during his freshman season.

PERSONAL:

First name pronounced duh-RELL ... prepped at Freedom (Oakley, CA) High School where he was named the Bay Valley Athletic League Co-MVP and earned first-team (WR) and second-team (defense) All-East Bay ... also received first-team All-Metro honors from the San Francisco Chronicle as a WR ... played in the Semper Fidelis All-American Bowl following his senior season ... attended high school with Bengals RB Joe Mixon ... held his first football camp for children ages 8-18 in his hometown in May.

DANIELS CAREER STATS

Year	Team	GP/GS	Receiving					
			Rec	Yds	Avg	Lg	TD	STT
2017	Ind	12/3	3	26	8.7	13	0	3
2018	Sea	9/2	0	0	0.0	0	0	1
Total		21/5	3	26	8.7	13	0	4

Single Game Highs:

Receptions: 1, three times, last @ Jacksonville, 12/3/17; **Receiving Yards:** 13, vs. San Francisco, 10/8/17; **Long Reception:** 13, vs. San Francisco, 10/8/17; **Special Teams Tackles:** 1, three times, last @ Chicago, 9/17/18.



ZACK GOLDITCH

COLLEGE: Colorado State

HOW ACQUIRED: FA-18

YEARS NFL/CARDINALS: 1/1

HOMETOWN: Aurora, CO

DOB: February 22, 1995

75 | OFFENSIVE LINEMAN | 6-5 | 295

PRO CAREER:

Signed with the Chargers as an undrafted rookie free agent on 5/11/18. Waived on 9/1/18 and signed to the 49ers practice squad on 9/3/18. Released on 10/16/18 and signed to the Colts practice squad on 10/18/18. Signed by the Cardinals from the Colts practice squad on 11/5/18.

COLLEGE:

Played 43 games (38 starts) in four seasons (2014-17), helping the Rams gain more than 500 yards in 18 of those contests ... earned first-team All-Mountain West honors by conference coaches as a senior in 2017 ... two-time nominee for the Wuerffel Trophy (2016-17) and nominated for the Good Hands Team (2017) ... semifinalist for the 2017 Jason Witten Collegiate Man of the Year Award ... part of a squad that scored 23 points against #1-ranked Alabama (9/16/17), the most points surrendered to a non-Power 5 opponent by the Crimson Tide since 2007 ... redshirted in 2013.

PERSONAL:

Prepped at Gateway (Aurora, CO) High School ... earned first-team East Metro Athletic Conference and first-team all-city honors on both sides of the ball in addition to first-team all-state as a defensive lineman as a senior in 2012 ... voted team and defensive MVP by his teammates ... recognized as the 2012 EMAC Defensive Player of the Year and EMAC Player of the Month when he had 20 tackles, six tackles for loss and four sacks in October ... also lettered in track and field ... qualified for the 2011 state meet in discus before winning the 5A state title in 2012 and 2013 ... struck in the neck by a stray bullet in the 2012 Aurora theater shooting as a high school senior ... received the NFF Inspiration Award for his courage and resiliency returning to the football field after being wounded ... volunteered on the Smoky Hill (Aurora, CO) High School football coaching staff during the summer of 2014 ... earned a degree with a double-major in Sociology and Ethnic Studies.



ZANE GONZALEZ

COLLEGE: Arizona State

HOW ACQUIRED: FA-18

YEARS NFL/CARDINALS: 2/1

HOMETOWN: Deer Park, TX

DOB: May 3, 1995

5 | KICKER | 6-0 | 202

PRO CAREER:

Selected by the Browns in the seventh round (224th overall) of the 2017 NFL Draft. Released by Cleveland on 9/17/18 and signed to the Cardinals practice squad on 11/20/18. Elevated to Arizona's active roster on 11/26/18.

2018: Made two-of-five FG attempts and three-of-five PATs in two games for the Browns ... released on 9/17 and signed to the Cardinals practice squad on 11/20 ... elevated to the Cardinals active roster on 11/26.

2017: Converted 15-of-20 FG attempts and 25 of 26 PATs for 70 points ... set a rookie franchise record for made FGs (15) and scored the second-most points (70) by a Browns rookie in team history ... matched a rookie franchise record set in 1987 by Jeff Jaeger with a career-high three FGs (31, 47, 54) vs. Ten (10/22); career-long 54-yard FG that sent the Titans game into OT was the longest ever by a Browns rookie and the longest among all Cleveland kickers since Phil Dawson's 54-yard against the Bengals in 2011.

COLLEGE:

The 2016 Lou Groza Award winner (nation's top college kicker) played 51 games in four seasons (2013-16) ... became the FBS all-time leader in FGs made (96) and points by a kicker (494) ... also became the first player in FBS history to kick 20 or more FGs in each of his four seasons ... tied the FBS record for career games with four or more FGs (six) and FGs from 50+ in a single game (three) ... finished with an 82.8 career FG percentage ... converted 23-of-25 FGs (92%) as a senior in 2016, including a career-long 59-yarder (longest FBS FG that season) ... made a career-high 26 FGs as a junior in 2015 ... took over kickoff duties in 2015, accumulating 126 touchbacks in two seasons.

PERSONAL:

Attended Deer Park (TX) High School where he was perfect on all of his FG and PAT attempts as a senior in 2012 ... also played soccer for four years ... majored in Communications with a minor in Business.

GONZALEZ CAREER STATS

Scoring												
Year	Team	G	FG	FGA	Pct	Lg	Blk	XP	XPA	Pct	Blk	Points
2017	Cle	16	15	20	75.0	54	0	25	26	96.2	0	70
2018	Cle	2	2	5	40.0	39	1	3	5	60.0	0	9
Total		18	17	25	68.0	54	1	28	31	87.5	0	79

Field Goals											
Year	Team	1-19	Pct	20-29	Pct	30-39	Pct	40-49	Pct	50+	Pct
2017	Cle	0-0	0.0	5-5	100.0	4-6	66.7	4-6	66.7	2-3	66.7
2018	Cle	0-0	0.0	0-0	0.0	2-2	100.0	0-2	0.0	0-1	0.0
Total		0-0	0.0	5-5	100.0	6-8	75.0	4-8	66.7	2-4	50.0

Single Game Highs:

Field Goals Made: 3, two times, last @ Cincinnati, 11/26/17; **Field Goals Attempted:** 4, two times, last @ New Orleans, 9/16/18; **Longest Field Goal:** 54, vs. Tennessee, 10/22/17; **Most Points:** 10, @ Cincinnati, 11/26/17, (three FGs, one PAT); **Most PATs:** 4, @ Indianapolis, 9/24/17; **Most Touchbacks:** 5, @ Detroit, 11/12/17.

Additional Statistics: Punting: Career: 1-16: 2017: 1-16.



COLBY GOSSETT

COLLEGE: Appalachian State

HOW ACQUIRED: FA-18

YEARS NFL/CARDINALS: 1/1

HOMETOWN: Cumming, GA

DOB: June 23, 1995

78 | OFFENSIVE LINEMAN | 6-5 | 311

PRO CAREER:

Selected by the Vikings in the sixth round (213th overall) of the 2018 NFL Draft. Waived on 9/1/18 and signed to Minnesota's practice squad on 9/2/18. Signed by the Cardinals from the Vikings practice squad on 10/30/18.

COLLEGE:

Played 47 games, including 46 consecutive starts to finish his college career, and earned first-team All-Sun Belt Conference honors as a junior and senior ... part of two (2016-17) Sun Belt Conference championship teams, member of the 11-2 Mountaineer squad in 2015 and helped the team win bowl games in each of his final three seasons (2015-17) ... started all 13 games at RG and helped the team go 9-4 and win the Sun Belt Conference as a senior in 2017 ... did not allow a sack on the season and was flagged for just three penalties ... started all 13 games at RG and helped the Mountaineers to a

10-3 mark and the first of two consecutive Sun Belt titles as a junior in 2016 ... allowed one sack on the season ... started all 13 games for the 11-2 squad that finished runner-up in the Sun Belt in 2015 ... stepped into the starting lineup as a red-shirt freshman in the final seven games of the 2014 season, helping the team win six of those seven games and rebound from a slow start to finish the season 7-5 ... made first career start against Liberty ... redshirted in 2013.

PERSONAL:

Two-way player (OT/DE) at North Forsyth (Cumming, GA) High School where he was named first-team all-region as a senior offensive lineman ... played in the 2012 Chamber Bowl all-star game ... has four sisters, and married his wife, Hannah, in July 2018 ... avid outdoorsman who enjoys hunting and fishing ... earned bachelor's degree in Business Management.



LEONARD JOHNSON

COLLEGE: Iowa State

HOW ACQUIRED: FA-18

YEARS NFL/CARDINALS: 7/1

HOMETOWN: Clearwater, FL

DOB: March 30, 1990

27 | CORNERBACK | 5-10 | 194

PRO CAREER:

Signed with Tampa Bay as an undrafted rookie free agent on 5/4/12. Released on 12/3/15 and signed with the Patriots on 12/9/15. Released on 2/17/16 and signed with the Panthers on 7/14/16. Signed with the Bills on 3/17/17. Signed with the Giants on 8/3/2018 and was released on 9/1/18. Signed with the Cardinals on 11/14/18.

2017: Totaled 51 tackles, seven passes defended, one fumble recovery, a forced fumble and two special teams tackles in 15 games (seven starts) ... collected a season-high eight tackles, added a pass defended and recovered a Jameis Winston fumble at the Bills 44-yard line in the second quarter vs. TB (10/22) ... forced a fumble that was recovered by Matt Milano and returned 40 yards for a TD to take a 13-7 lead with 32 seconds left in the first half vs. Oak (10/29); finished the game with six tackles ... had a career-high eight solo tackles and a pass defended vs. Mia (12/17) ... notched four tackles and a strip-sack of Blake Bortles in his first-career playoff game @ Jax (1/7/18).

2016: Collected 30 tackles, a pass defended and his first-career sack in 10 games after beginning the season on the reserve/non-football injury list ... posted a season-high eight tackles, added a pass defended and dropped Carson Palmer for his first-career sack in his first game back vs. Ari (10/30) ... notched four tackles, including a key stop of Vernon Davis at the Panthers 46-yard line to help thwart a Redskins scoring threat with 1:00 remaining in the fourth quarter in Carolina's 26-15 win @ Was (12/19).

2015: Recorded 11 tackles and three passes defended in four games for the Patriots after joining the team in Week 14 ... started the season on injured reserve and was released by the Buccaneers on 12/3 ... active but DNP in both of New England's playoff contests ... broke up two passes, including a fourth-and-four attempt from the Patriots 15-yard line @ Hou (12/13) ... had a season-high six tackles @ NYJ (12/27).

2014: Played all 16 games (three starts) for the third consecutive season and totaled 41 tackles, an INT, three passes defended, two forced fumbles and four special teams tackles ... forced an Antoine Smith fumble on the Buccaneers one-yard line and collected four tackles @ Atl (9/18) ... had a season-high eight tackles and broke up a Ben Roethlisberger-to-Le'Veon Bell pass near the Buccaneers goal line @ Pit (9/28) ... notched three tackles and forced a fumble @ Was (11/16) ... collected seven tackles and forced a Randall Cobb

fumble on punt coverage vs. GB (12/21) ... had two tackles and intercepted Drew Brees at the Saints 28-yard line with 1:32 left in the first half, which resulted in a Buccaneers scoring drive on the following possession vs. NO (12/28).

2013: Played all 16 games (eight starts) for the second consecutive season and posted a career-high 61 tackles, an INT (returned 48 yards for a TD), eight passes defended, a forced fumble and one special teams tackles ... collected a career-high nine tackles and a pass defended @ NYJ (9/8) ... had four tackles and forced a Rashard Mendenhall fumble, which led to a Buccaneers TD drive on the following possession vs. Ari (9/29) ... had seven tackles, added two passes defended and returned a Matthew Stafford INT 48 yards for his second-career TD @ Det (11/24).

2012: Played all 16 games (eight starts) and tallied 37 tackles, a career-high three INTs (one returned 83 yards for a TD), a career-high nine passes defended, a fumble recovery, a forced fumble and four special teams tackles after signing with the Buccaneers as an undrafted rookie free agent ... had two tackles, an INT and a career-high three passes defended in his first-career start @ Min (10/25); intercepted Christian Ponder at the Buccaneers eight-yard line with 0:57 remaining in the game to seal the win ... recorded six tackles, two passes defended and an INT in the second consecutive game @ Oak (11/4); intercepted a Carson Palmer pass at the Buccaneers 29-yard line late in the third quarter ... tallied five tackles, one for loss, a pass defended and an INT in his third consecutive game vs. SD (11/11); halted a 10-play Chargers drive by intercepting Philip Rivers at the Buccaneers 17-yard line and returning it 83 yards for his first-career TD, giving Tampa Bay a 10-point fourth quarter lead ... registered a season-high seven tackles vs. Atl (11/25) ... had five tackles, one for loss, a pass defended and forced a fumble that he recovered vs. StL (12/23).

COLLEGE:

Played 50 games (43 starts) where he was a two-time (2010-11) second-team All-Big 12 selection as a CB and a first-team freshman All-American as KR ... totaled 247 tackles, eight for loss, 26 passes defended, six INTs, eight fumble recoveries and six forced fumbles ... earned the team's Al and Dean Knudson Award as the most outstanding defensive player with 72 tackles, a team-high eight passes defended, an INT, three fumble recoveries and a forced fumble as a senior in 2011 ...

earned Big 12 Special Teams Player of the week honors after setting an NCAA (FBS) record with 319 kickoff return yards on nine returns @ Oklahoma State (1/1/08).

PERSONAL:

Led Largo (Clearwater, FL) High School to the Class 5A state semifinals on a 13-game winning streak in 2007 ... threw for 911 yards and 12 TDs, rushed for 958 yards and nine TDs and tallied 13 INTs on defense as a senior ... recorded six tackles

and a forced fumble in the Florida Coaches Association All-Star Game ... also competed in track and in wrestling at 189 pounds ... an avid traveler and skilled cook, has attended culinary schools in foreign countries Thailand, Egypt and Dubai ... has seven siblings and two daughters, Parker and Paisley ... mother, Schenique, was a highly recruited basketball player in high school and father, Leonard, played at Alabama State ... graduated with a Liberal Arts degree.

JOHNSON CAREER STATS

Year	Team	Tackles				Sacks		Interceptions					FR	FF	STT
		GP/GS	Solo	Asst.	Ttl	Sk	Yds	Int	Yds	Lg	TD	PD			
2012	TB	16/6	32	5	37	0.0	0	3	86	83t	1	9	1	1	4
2013	TB	16/8	47	14	61	0.0	0	1	48	48t	1	8	0	1	1
2014	TB	16/3	27	14	41	0.0	0	1	-6	-6	0	3	0	2	4
2015	TB/NE	4/3	8	3	11	0.0	0	0	0	0	0	3	0	0	0
2016	Car	10/0	22	8	30	1.0	7	0	0	0	0	1	0	0	0
2017	Buf	15/7	40	11	51	0.0	0	0	0	0	0	7	1	1	2
Total		77/27	176	55	231	1.0	7	5	128	83t	2	31	2	5	11

Single Game Highs:

Total Tackles: 9, @ Tampa Bay, 9/8/13; **Solo Tackles:** 8, two times, last vs. Miami, 12/17/17; **Sacks:** 1, vs. Arizona, 10/30/16; **Interceptions:** 1, five times, last vs. New Orleans, 12/28/14; **Passes Defensed:** 3, @ Minnesota, 10/25/12; **Fumble Recoveries:** 1, two times, last vs. Tampa Bay, 10/22/17; **Forced Fumbles:** 1, five times, last vs. Oakland, 10/29/17; **TDs:** 2, 83-yard INT return, vs. San Diego, 11/11/12; 48-yard INT return, @ Detroit, 11/24/13.

Additional Special Teams Statistics: Forced Fumbles: 1, vs. Green Bay, 12/21/14.

JOHNSON POSTSEASON STATS

Year	Team	Tackles				Sacks		Interceptions					FR	FF	STT
		GP/GS	Solo	Asst.	Ttl	Sk	Yds	Int	Yds	Lg	TD	PD			
2015	NE	0/0	0	0	0	0.0	0	0	0	0	0	0	0	0	0
2017	Buf	1/0	4	0	4	1.0	7	0	0	0	0	0	0	1	0
Total		1/0	4	0	4	1.0	7	0	0	0	0	0	0	1	0

Postseason Single Game Highs:

Total Tackles: 4, @ Jacksonville, 1/7/18; **Solo Tackles:** 4, @ Jacksonville, 1/7/18; **Sacks:** 1, @ Jacksonville, 1/7/18; **Forced Fumbles:** 1, @ Jacksonville, 1/7/18.



CHRIS JONES

COLLEGE: Nebraska

HOW ACQUIRED: FA-18

YEARS NFL/CARDINALS: 1/1

HOMETOWN: Jacksonville, FL

DOB: August 13, 1995

25 | CORNERBACK | 6-0 | 200

PRO CAREER:

Signed with Detroit as an undrafted rookie free agent on 5/11/18. Released by the Lions on 9/1/18 and signed to the Cardinals practice squad on 9/3/18. Elevated to Arizona's active roster from the team's practice squad on 11/20/18. Released by the Cardinals on 11/27/18 and signed to the team's practice squad on 11/29/18. Elevated to Arizona's active roster from the team's practice squad on 12/18/18.

COLLEGE:

Played 45 games in four years (2014-17) ... had seven tackles and a pass breakup in seven games (six starts) as a senior in 2017 ... missed the first five games of the season due to injury ... earned honorable mention All-Big Ten accolades from the coaches and media after recording 37 tackles, three INTs, 10 passes defended and one TD in 13 games (all starts) as a junior in 2016 ... played in 13 games (seven starts), totaling 25 tackles, two INTs and five passes defended as a sophomore in 2015 ... saw action on special teams in 12 games as a true freshman in 2014..

PERSONAL:

Helped lead Sandalwood (FL) High School to an 8-3 record and an appearance in the Class 8A state playoffs as a senior in 2013 ... received All-First Coast team honors by the Florida Times-Union with 32 tackles and four INTs (one returned for a TD).



CAMERON MALVEAUX

COLLEGE: Houston

HOW ACQUIRED: FA-18

YEARS NFL/CARDINALS: 2/1

HOMETOWN: Beaumont, TX

DOB: August 22, 1994

94 | DEFENSIVE END | 6-5 | 265

PRO CAREER:

Signed by Miami as an undrafted rookie free agent on 5/5/17. Waived on 9/2/17 and signed to the Dolphins practice squad on 9/3/17. Promoted to Miami's active roster from the team's practice squad on 12/2/17. Released on 9/1/18 and signed to the Dolphins practice squad on 9/2/18. Released on 9/11/18 and re-signed to Miami's practice squad on 9/26/18. Elevated to the Dolphins active roster from the team's practice squad on 10/3/18. Released on 11/13/18 and re-signed to Miami's practice squad on 11/15/18. Signed with the Cardinals from Miami's practice squad on 11/28/18.

2018: Registered six tackles in five games for the Dolphins after starting the season on Miami's practice squad ... promoted to the active roster on 10/3 and had two tackles @ Cin (10/7) ... posted a career-high three tackles @ Chi (10/14) ... had one tackle vs. Det (10/21).

2017: SPlayed four games, inactive for one other and spent the rest of the season on Miami's practice squad ... tallied five tackles and a sack after being promoted to the active roster from the practice squad on 12/2 ... made his NFL debut vs. Den (12/3) ... notched two tackles, the first of his career @ KC (12/24) ... dropped Tyrod Taylor in the fourth quarter for his first-career sack and added two tackles vs. Buf (12/31).

COLLEGE:

Four-year letterman, two-year starter and senior captain where he totaled 81 tackles, 4.0 sacks, five passes defended and three fumble recoveries in 52 games (27 starts) ... started all 13 games and recorded 21 tackles, a sack, one pass defended and a team-high two fumble recoveries as a senior in 2016 ... collected 33 tackles, 2.5 sacks and three passes defended in 14 games (13 starts) as a junior in 2015 ... played all 13 games (one start) and posted 15 tackles, a half-sack and one pass defended as a sophomore in 2014 ... had 12 tackles and a fumble recovery in 12 games as a redshirt freshman in 2013 ... redshirted his true freshman season in 2012.

PERSONAL:

Last name is pronounced mal-VOH ... two-way (DL and TE) player at Hamshire-Fannett (TX) High School where he earned first-team all-district honors with 74 tackles, 272 receiving yards and three TDs as a senior in 2011 ... also received all-district honors in basketball and threw discus and shot put in track ... uncle, Felman Malveaux Jr., played WR at Michigan, in the CFL and spent time in the NFL with the Washington Redskins (1997-98) and Tampa Bay Buccaneers (1999) ... majored in Supply Chain And Logistics Technology.

MALVEAUX CAREER STATS

Year	Team	GP/GS	Tackles			Sacks		Interceptions					FR	FF	STT
			Solo	Asst.	Ttl	Sk	Yds	Int	Yds	Lg	TD	PD			
2017	Mia	4/0	4	1	5	1.0	8	0	0	0	0	0	0	0	0
2018	Mia	5/0	1	5	6	0.0	0	0	0	0	0	0	0	0	0
Total		9/0	5	6	11	1.0	8	0	0	0	0	0	0	0	0

Single Game Highs:

Total Tackles: 3, @ Chicago, 10/14/18; **Solo Tackles:** 2, @ Kansas City, 12/24/17; **Sacks:** 1.0, vs. Buffalo, 12/31/17.



ZACH MOORE

COLLEGE: Concordia-St. Paul

HOW ACQUIRED: FA-18

YEARS NFL/CARDINALS: 2/1

HOMETOWN: Chicago, IL

DOB: September 5, 1990

56 | DEFENSIVE END | 6-6 | 275

PRO CAREER:

Selected by New England in the sixth round (198th overall) of the 2014 NFL Draft. Released on 9/5/15 and signed to the Vikings practice squad on 9/7/15. Elevated to Minnesota's active roster from the practice squad on 12/19/15. Released on 9/3/16 and signed to the Cowboys practice squad on 9/6/16. Promoted to Dallas' active roster from the practice squad on 12/17/16. Released on 12/26/16 and was claimed by San Francisco off waivers on 12/27/16. Released on 5/2/17 and was claimed by Carolina off waivers on 5/3/17. Released on 9/2/17 and was signed to the Panthers practice squad on 9/3/17. Elevated to the active roster from the practice squad on 12/2/17. Released by Carolina on 9/1/18 and signed with the Cardinals on 9/2/18.

2017: Attended training camp with the Panthers and spent the first 11 games of the season on Carolina's practice squad ... promoted to the active roster in Week 13 and was inactive for the final five regular season games and Wild Card playoff @ NO (1/7/18).

2016: Opened the season on the Cowboys practice squad and was elevated to the team's active roster on 12/17 ... saw action on defense for a unit that held the Buccaneers to 52 rushing yards on 20 carries vs. TB (12/18) ... joined the 49ers in Week 17 and was inactive vs. Sea (1/1/17).

2015: Started the season on the Vikings practice squad and was promoted to the team's active roster on 12/19 ... saw action on defense vs. Chi (12/20) and was inactive vs. NYG (12/27) and @ GB (1/3/16).

2014: Collected three tackles, a half-sack, a forced fumble and a fumble recovery in eight games (one start) with the Patriots during his rookie campaign ... made his NFL

debut on special teams @ Mia (9/7) ... recorded two tackles and his first-career forced fumble on a half-sack of Jay Cutler vs. Chi (10/26) ... made his first-career start @ Ind (11/16).

COLLEGE:

Had 130 tackles, 45 for loss, a school-record 33 sacks, six forced fumbles, two fumble recoveries, one INT and four passes defended in 39 career games (32 starts) at Concordia-St. Paul ... became the first player in program history to receive an invite to the NFL Scouting Combine and be drafted into the NFL ... earned first-team All-Northern Sun Conference honors after posting 33 tackles, 9.5 for loss, seven sacks, three forced fumbles, two fumble recoveries and three passes defended in 11 games (all starts) as a senior in 2013 ... received first-team Division II All-American and first-team All-Northern Sun Conference accolades after registering 39 tackles, 21 tackles for loss, a conference-leading 14 sacks, one forced fumble, one interception and one pass defended as a junior in 2012 ... redshirted the 2011 season ... named first-team All-Northern Sun Conference selection with 42 tackles, 11.5 tackles for loss, a conference-leading 10 sacks and one forced fumble as a sophomore in 2010 ... had 16 tackles, three tackles for loss, two sacks and one forced fumble in eight games (one start) as a freshman in 2009.

PERSONAL:

First-team all-city and all-state selection at Simeon (Chicago, IL) Career Academy where competed in football and track for the Wolverines ... has a daughter, Amayah Hicks ... majored in Criminal Justice.

MOORE CAREER STATS

Year	Team	Tackles				Sacks		Interceptions					FR	FF	STT
		GP/GS	Solo	Asst.	Ttl	Sk	Yds	Int	Yds	Lg	TD	PD			
2014	NE	8/1	0	3	3	0.5	2.5	0	0	0	0	0	1	1	0
2015	Min	1/0	0	0	0	0.0	0	0	0	0	0	0	0	0	0
2016	Dal/SF	1/0	0	0	0	0.0	0	0	0	0	0	0	0	0	0
2017	Car	0/0	0	0	0	0.0	0	0	0	0	0	0	0	0	0
Total		10/1	0	3	3	0.5	2.5	0	0	0	0	0	1	1	0

Single Game Highs:

Total Tackles: 2, vs. Chicago, 10/26/14; **Sacks:** 0.5, vs. Chicago, 10/26/14; **Fumble Recoveries:** 1, @ Buffalo, 10/12/14; **Forced Fumbles:** 1, vs. Chicago, 10/26/14.



REES ODHIAMBO

COLLEGE: Boise State

HOW ACQUIRED: FA-18

YEARS NFL/CARDINALS: 3/1

HOMETOWN: Mansfield, OH

DOB: September 23, 1992

63 | OFFENSIVE LINEMAN | 6-4 | 315

PRO CAREER:

Selected by Seattle in the third round (97th overall) of the 2016 NFL Draft. Waived on 9/2/18 and signed to the Colts practice squad on 9/24/18. Signed with Atlanta from the Colts practice squad on 10/24/18. Waived on 11/12/18 and re-signed to the Colts practice squad on 11/14/18. Signed with the Cardinals from the Colts practice squad on 12/5/18.

2017: Started the first seven games of the season at LT before being placed on injured reserve (fingers) on 11/8 ... made his first-career start at LT @ GB (9/10) ... part of a unit that gained 477 yards of total offense, including a season-high 194 rushing yards on 33 carries (5.9-yard avg.) vs. Ind (10/1) ... helped the Seahawks pass for 446 yards and score 41 points vs. Hou (10/29).

2016: Appeared in eight games, inactive for seven others and DNP in one as a rookie ... made his NFL debut on special teams @ LA (9/18) ... active but DNP @ NO (10/30) ... subbed for an injured George Fant (shoulder) and saw his first-career action at tackle vs. Phi (11/20) ... played on special teams @ TB (11/27) ... replaced Fant for one series at LT vs. Car (12/4) ... lined up as an extra blocker in jumbo packages @ GB (12/11), vs. Ari (12/24) and @ SF (1/1/17) ... played at guard vs. LA (12/15) ... inactive for the Wild Card game vs. Det (1/7/17) and saw his most extensive action of the season at RG when Germain Ifedi went down in the Divisional Playoff game @ Atl (1/14/17).

COLLEGE:

Played 32 games (25 starts) at Boise State where he earned first-team (2015) and second-team (2014) All-Mountain West accolades ... named to the Rotary Lombardi Award Preseason Watch List and the Outland Trophy Preseason Watch List as a senior in 2015 ... helped lead the 12-2 Broncos to a Mountain West championship, a Fiesta Bowl win and a No. 16 ranking in the final AP and coaches polls as a junior in 2014.

PERSONAL:

Name pronounced "reece" 'oh-dee-AHM-bo" ... earned two varsity letters at Mansfield (OH) Legacy High ... selected second-team all-conference as a senior and honorable mention all-conference as a junior ... recorded 26 knockdowns and 14 pancakes, while only allowing one sack as a senior ... tallied 10 knockdowns and four pancakes as a junior ... also recorded 10 tackles and one tackle for loss at nose guard as a junior ... academic all-district as a junior and senior ... earned one varsity letter in track and field ... majored in Exercise Science ... born in Nairobi, Kenya and moved to the United States when he was six years old.

ODHIAMBO CAREER STATS

Year	Team	GP/GS
2016	Sea	8/0
2017	Sea	7/7
Total		15/7

ODHIAMBO POSTSEASON STATS

Year	Team	GP/GS
2016	Sea	1/0
Total		1/0



JOHN PHILLIPS

COLLEGE: Virginia

HOW ACQUIRED: FA-18

YEARS NFL/CARDINALS: 9/1

HOMETOWN: Hot Springs, VA

DOB: June 11, 1987

82 | TIGHT END | 6-5 | 251

PRO CAREER:

Selected by the Cowboys in the sixth round (208th overall) of 2009 NFL Draft. Signed a three-year contract with the Chargers on 3/13/13. Released on 9/5/15 and signed a one-year contract with the Chargers on 9/10/15. Signed a one-year contract with the Broncos on 7/28/16. Waived on 11/5/16 and was claimed off waivers by the Saints on 11/7/16. Signed a one-year contract with New Orleans on 3/29/17 and was released on 9/8/17. Re-signed with the Saints on 12/19/17 and was released on 12/29/17. Re-signed with New Orleans on 1/3/18. Re-signed with the Saints on 8/5/18 and was released on 9/1/18. Signed with the Cardinals on 10/30/18.

2017: Spent the offseason and training camp with the Saints and was released on 9/8 ... returned to the team on 12/19 and had a special teams tackle vs. Atl (12/24) ... inactive for both postseason contests vs. Car (1/7/18) and @ Min (1/14/18).

2016: Recorded five receptions for 40 yards and one TD in eight games (three starts) for Denver and totaled five catches for 32 yards in eight games (four starts) for New Orleans ... started and caught two passes for nine yards on the Broncos fourth quarter scoring drive, including a TD grab to claim the lead @ Cin (9/25) ... set season highs with three receptions for 31 yards @ SD (10/13); caught a 10-yard pass to the Chargers 28-yard line to setup a Brandon McManus FG on the next play with 32 seconds left in the fourth ... claimed off waivers by the Saints on 11/7 ... started and gained 15 yards on two receptions, each coming on Saints scoring drives vs. TB (12/24).

2015: Played all 16 games (five starts) and had 10 catches for 69 yards and one TD, adding five special teams tackles ... started and matched a career high with four receptions for 35 yards @ Min (9/27) ... started and caught a one-yard TD to extend the Chargers fourth quarter lead vs. Cle (10/4).

2014: Played all 16 games (one start) and had one TD reception and a career-high-tying 10 special teams tackles ... capped the Chargers first quarter scoring drive with a one-yard TD catch vs. KC (10/19) ... matched his career high with three special teams tackles vs. Den (12/14).

2013: Had four receptions for 30 yards and four special teams tackles in 15 games (six starts) ... secured a seven-yard reception to the Cowboys 24-yard line to setup a Nick Novak FG on the next play to extend the Chargers lead before the half vs. Dal (9/29) ... had a five-yard catch on the Chargers TD drive on its opening possession @ Jax (10/20) ... notched a season-long 13-yard reception to the Dolphins six-yard line on the Chargers second quarter scoring drive @ Mia (11/17).

2012: Played all 16 games with a career-high nine starts, totaling eight receptions for 55 yards and a TD ... added four special teams tackles ... started and gained 16 yards

on two receptions @ Sea (9/16) ... caught a season-long 19-yard reception on the Cowboys 14-play, 80-yard TD drive in the third quarter @ Bal (10/14) ... had three receptions for 14 yards and a third quarter TD to give the Cowboys the lead vs. NYG (10/28).

2011: Played all 16 games (seven starts) and set career highs with 15 receptions for 101 yards and a TD ... added a career-high-tying 10 special teams tackles and forced a fumble on kickoff coverage ... matched a career high with four receptions for 22 yards @ Ari (12/4) ... hauled in a 12-yard TD reception vs. NYG (12/11) ... tallied a career-best three special teams tackles @ Was (12/20).

2010: Suffered a season-ending knee injury during training camp and was placed on injured reserve on 8/31.

2009: Played all 16 games (four starts) during his rookie campaign, totaling seven receptions for 62 yards and one special teams tackle ... appeared in both postseason contests, catching a one-yard TD ... made his NFL debut in the season-opener @ TB (9/13) and made his first-career start @ Phi (11/8) ... started and caught three passes for a career-high 40 yards, including a career-long 23-yarder @ NO (12/19); had a nine-yard catch to the Saints 15-yard line, helping setup a TD on the Cowboys first possession of the second half ... started in his postseason debut and scored the game's first points on a one-yard TD to cap a four-play, 55-yard drive in the second quarter of the Wild Card Game vs. Phi (1/9/10).

COLLEGE:

Totalled 71 catches for 680 yards with five TDs in 49 games (32 starts) ... earned first-team All-ACC accolades after catching 49 passes for 395 yards and two TDs as a senior in 2008 ... recorded 17 receptions for 193 yards and two TDs as a junior in 2007.

PERSONAL:

Two-time first-team all-state selection and 2004 Roanoke Times Defensive Player of the Year at Bath County (Hot Springs, VA) High School ... finished his prep career with 87 receptions for 1,513 yards and 16 TDs in addition to 324 tackles and 42 sacks at DE ... also earned all-district honors in basketball and baseball.

PHILLIPS CAREER STATS

Year	Team	GP/GS	Receiving					
			Rec	Yds	Avg	Lg	TD	STT
2009	Dal	16/4	7	62	8.9	23	0	1
2010	Dal	0/0	Injured Reserve					
2011	Dal	16/7	15	101	6.7	12	1	10
2012	Dal	16/9	8	55	6.9	19	1	4
2013	SD	15/6	4	30	7.5	13	0	4
2014	SD	16/1	1	1	1.0	1	1	10
2015	SD	16/5	10	69	6.9	15	1	5
2016	Den / NO	16/7	10	72	7.2	16	1	0
2017	NO	1/0	0	0	0	0	0	1
Total		112/39	55	390	7.1	23	5	35

Single Game Highs:

Receptions: 4, two times, last @ Minnesota, 9/27/15; **Receiving Yards:** 40, @ New Orleans, 12/19/09; **TDs:** 1, four times, last @ Cincinnati, 9/25/16; **Long Reception:** 23, @ New Orleans, 12/19/09; **Long TD Reception:** 12, vs. NY Giants, 12/11/11.

PHILLIPS POSTSEASON STATS

Year	Team	GP/GS	Receiving					
			Rec	Yds	Avg	Lg	TD	STT
2009	Dal	2/1	1	1	1.0	1	1	0
Total		2/1	1	1	1.0	1	1	0

Postseason Single Game Highs:

Receptions: 1, vs. Philadelphia, 1/9/10; **Receiving Yards:** 1, vs. Philadelphia, 1/9/10; **TDs:** 1, vs. Philadelphia, 1/9/10; **Long Reception:** 1t, vs. Philadelphia, 1/9/10; **Long TD Reception:** 1, vs. Philadelphia, 1/9/10.



VINCENT VALENTINE

COLLEGE: Nebraska

HOW ACQUIRED: FA-18

YEARS NFL/CARDINALS: 3/1

HOMETOWN: Edwardsville, IL

DOB: February 23, 1994

96 | DEFENSIVE TACKLE | 6-3 | 315

PRO CAREER:

Selected by New England in the third round (96th overall) of the 2016 NFL Draft. Released on 9/1/18 and signed to New England's practice squad on 9/2/18. Released on 10/8/18 and signed to the Cardinals practice squad on 10/31/18. Released on 11/27/18 and signed to the Seahawks practice squad on 12/4/18. Signed with Arizona from Seattle's practice squad on 12/11/18.

2017: Inactive for the first two games of the season before being placed on injured reserve (knee) on 9/22.

2016: Played 13 games (two starts) and recorded 19 tackles and a sack during his rookie campaign ... appeared in all three playoff games and had two tackles ... notched a career-high three tackles and his first-career sack in his NFL debut @ Ari (9/11) ... inactive (back) @ Cle (10/9), vs. Cin (10/16) and @ Pit (10/23) ... matched a career high with three tackles in his first-career start vs. NYJ (12/24) ... had one tackle in his postseason debut in the Divisional Playoff game vs. Hou (1/14/17).

COLLEGE:

Played in 36 games (24 starts) and had 76 tackles, seven sacks, one forced fumble and two passes defended in three seasons (2013-15) at Nebraska ... had 10 tackles and three sacks in 10 games (seven starts) as a junior in 2015 ... totaled 45 tackles, 3.0 sacks, one forced fumble and two passes defended in 13 games (11 starts) as a sophomore in 2014 ... played all 13 games (six starts) and had 21 tackles and a sack as a redshirt freshman in 2013, earning Honorable-Mention Big Ten All-Freshman Team honors ... made the decision to forgo his final season of eligibility to enter the NFL Draft.

PERSONAL:

Prepped at Edwardsville (IL) High School where he was named second-team all-state by the Chicago Tribune, first-team Class 7A all-state by the Illinois High School Coaches Association and first-team All-Southwest Conference with 35 tackles, 11 tackles for loss and 3.0 sacks as a senior in 2011 ... had 33 tackles, 2.0 sacks, two forced fumbles and a fumble recovery as a junior in 2010 ... started on the defensive line as a sophomore and had 29 tackles, 2.0 sacks and a fumble recovery ... majored in Journalism.

VALENTINE CAREER STATS

Year	Team	Tackles				Sacks		Interceptions					FR	FF	STT
		GP/GS	Solo	Asst.	Ttl	Sk	Yds	Int	Yds	Lg	TD	PD			
2016	NE	13/2	11	8	19	1.0	3	0	0	0	0	0	0	0	0
2017	NE	Injured Reserve - Knee													
Total		13/2	11	8	19	1.0	3	0	0	0	0	0	0	0	0

Single Game Highs:

Total Tackles: 3, two times, last vs. NY Jets, 12/24/16; **Solo Tackles:** 3, @ Arizona, 9/11/16; **Sacks:** 1, @ Arizona, 9/11/16.

VALENTINE POSTSEASON STATS

Year	Team	Tackles				Sacks		Interceptions					FR	FF	STT
		GP/GS	Solo	Asst.	Ttl	Sk	Yds	Int	Yds	Lg	TD	PD			
2016	NE	3/0	2	0	2	0.0	0	0	0	0	0	0	0	0	0
2017	NE	Injured Reserve - Knee													
Total		3/0	2	0	2	0.0	0	0	0	0	0	0	0	0	0

Postseason Single Game Highs:

Total Tackles: 1, two times, last vs. Pittsburgh, 1/22/17; **Solo Tackles:** : 1, two times, last vs. Pittsburgh, 1/22/17.



JOE WALKER

COLLEGE: Oregon

HOW ACQUIRED: FA-18

YEARS NFL/CARDINALS: 3/1

HOMETOWN: Palos Verdes, CA

DOB: December 11, 1992

59 | LINEBACKER | 6-2 | 236

PRO CAREER:

Selected by Philadelphia in the seventh round (251st overall) of the 2016 NFL Draft. Placed on injured reserve (knee) on 8/28/16. Placed on injured reserve (neck) on 12/29/17. Released by the Eagles on 9/2/18 and was signed to the team's practice squad on 9/4/18. Signed by the Cardinals off the Eagles practice squad on 9/19/18.

2017: Played 12 games (three starts) and totaled 10 tackles (six solo), one pass defended and three special teams tackles ... made his NFL debut on special teams in the season-opener @ Was (9/10) ... saw his first-career action on defense and had one tackle vs. NYG (9/24) ... notched two tackles @ Car (10/12), vs. Den (11/5) and @ Dal (11/19) ... made his first-career start and collected a career-high three tackles and his first-career pass defended vs. SF (10/29) ... inactive with a neck injury @ Sea (12/3), @ LAR (12/10) and vs. Oak (12/25) and was placed on injured reserve (neck) on 12/29.

2016: Suffered a season-ending knee injury in the Eagles preseason game @ Pit (8/18) and was placed on injured reserve on 8/28.

COLLEGE:

Three-year starter at Oregon, where he totaled 205 tackles, 17 tackles for loss and five sacks in 40 career games (21 starts) ... led the Ducks with 87 tackles and two fumble recoveries (one returned for a TD) in 12 games (all starts) as a senior in 2015 ... earned honorable mention all-conference recognition and the Dudley Clarke Memorial Award as the team's most improved player after collecting 81 tackles and returning a fumble recovery 100 yards for a TD as a junior in 2014 ... transferred to Oregon following the 2012 season after playing on year at L.A. Harbor College, where he had 102 tackles, 12 tackles for loss, one fumble recovery and an INT.

PERSONAL:

Two-time All-Bay League standout at Palos Verdes (CA) High School, where he led the Sea Kings in tackles and played full-back as a senior ... majored in General Social Science.

WALKER CAREER STATS

Year	Team	GP/GS	Tackles			Sacks		Interceptions					FR	FF	STT
			Solo	Asst.	Ttl	Sk	Yds	Int	Yds	Lg	TD	PD			
2016	Phi	0/0	Injured Reserve												
2017	Phi	12/3	6	4	10	0.0	0	0	0	0	0	1	0	0	3
Total		12/3	6	4	10	0.0	0	0	0	0	0	1	0	0	3

Single Game Highs:

Total Tackles: 3, vs. San Francisco, 10/29/17; **Solo Tackles:** 2, vs. San Francisco, 10/29/17; **Passes Defensed:** 1, vs. San Francisco, 10/29/17.

Official Basketball Box Score - Final

Butler vs Tiffin

10/28/18 Hinkle Fieldhouse, Indianapolis, Ind.
2018-19 Men's Basketball

Game Time: 02:00 PM

Game Duration: 02:31

Attendance: 7454

Officials

Lamar SIMPSON

Bo BOROSKI

Steve MCJUNKINS

Butler

Record: 0-0

NO.	Name	Min	FG	3P	FT	Rebounds			Fouls		TP	AS	TO	ST	Blocks		+/-
			M-A	M-A	M-A	OR	DR	TOT	PF	FD					BS	BA	
22	MCDERMOTT Sean	F 20:58	4-6	3-4	3-4	2	5	7	2	3	14	1	0	1	0	0	24
51	FOWLER Nate	C 19:39	2-6	0-1	4-6	2	4	6	0	3	8	2	0	1	1	0	18
2	THOMPSON Aaron	G 27:04	4-5	0-1	2-4	0	4	4	2	2	10	4	0	1	0	0	26
3	BALDWIN Kamar	G 26:55	7-12	1-3	2-2	0	8	8	1	2	17	5	2	1	3	0	27
5	JORGENSEN Paul	G 25:07	5-12	1-6	0-0	0	3	3	0	1	11	4	0	2	0	0	15
25	DAVID Christian	18:55	3-4	1-2	0-0	1	0	1	0	0	7	0	1	0	0	0	14
20	BADDLEY Henry	20:50	7-12	1-5	0-0	0	1	1	2	0	15	0	0	2	3	0	24
50	BRUNK Joey	20:21	5-8	0-0	1-3	4	4	8	0	4	11	1	0	0	0	0	19
0	DONOVAN Campbell	04:21	0-1	0-0	0-0	0	0	0	1	1	0	0	0	0	0	1	2
21	GILLENS-BUTLER Jerald	15:50	3-7	1-3	0-0	0	1	1	2	1	7	2	2	2	2	0	16
Team						1	2	3			0		0				
Totals			40-73	8-25	12-19	10	32	42	10	17	100	19	5	10	9	1	37

Technical Fouls: NONE

Shooting By Period		
1 st	FG%	16-32 (50)%
	3PT%	4-12 (33.3)%
	FT%	9-15 (60)%
2 nd	FG%	24-41 (58.5)%
	3PT%	4-13 (30.8)%
	FT%	3-4 (75)%
GM	FG%	40-73 (54.8)%
	3PT%	8-25 (32)%
	FT%	12-19 (63.2)%

Dead Ball Rebounds: 3, 1

Tiffin

Record: 0-0

NO.	Name	Min	FG	3P	FT	Rebounds			Fouls		TP	AS	TO	ST	Blocks		+/-
			M-A	M-A	M-A	OR	DR	TOT	PF	FD					BS	BA	
40	WALDON Shane	F 23:04	2-7	0-0	0-0	1	5	6	3	0	4	1	1	1	0	0	-22
1	WILLIAMS Joshua	G 25:58	5-16	0-4	3-6	1	2	3	2	3	13	3	4	0	0	4	-35
2	MABINS Terrell	G 21:59	1-5	0-0	2-2	0	3	3	3	3	4	0	2	1	0	2	-7
3	SCHAUB Austin	G 19:30	0-1	0-0	0-0	0	2	2	1	0	0	2	0	1	0	1	-20
21	ADAMS Austin	G 20:36	2-4	0-2	1-1	1	3	4	1	1	5	0	2	0	0	0	-37
22	MILLER Justin	18:49	6-10	4-8	0-0	0	3	3	1	0	16	0	2	0	0	0	-15
14	FASONE Braxton	13:55	1-4	0-2	0-0	0	3	3	1	1	2	0	3	0	0	0	-7
0	HICKMAN Thomas	19:20	1-4	1-2	0-0	0	3	3	1	1	3	1	1	0	0	1	-29
10	TERRY Jaden	06:22	2-2	2-2	0-0	0	0	0	1	0	6	2	0	0	0	0	-5
23	SCHMALZ Hunter	04:12	1-1	0-0	0-0	0	1	1	0	0	2	0	0	0	0	0	0
32	HILLES Kade	06:46	1-2	1-2	0-0	0	0	0	0	1	3	0	1	1	1	1	-1
4	TAYLOR Jarrell	09:56	1-3	1-2	0-0	0	0	0	1	0	3	0	0	1	0	0	-3
33	RIGHTNOWAR Luke	03:50	0-1	0-1	0-0	0	0	0	0	0	0	0	0	0	0	0	0
12	WILSON Brien	05:43	1-1	0-0	0-0	0	1	1	2	0	2	0	1	0	0	0	-4
Team						2	1	3			0		1				
Totals			24-61	9-25	6-9	5	27	32	17	10	63	9	18	5	1	9	-37

Technical Fouls: NONE

Shooting By Period		
1 st	FG%	12-31 (38.7)%
	3PT%	4-13 (30.8)%
	FT%	3-4 (75)%
2 nd	FG%	12-30 (40)%
	3PT%	5-12 (41.7)%
	FT%	3-5 (60)%
GM	FG%	24-61 (39.3)%
	3PT%	9-25 (36)%
	FT%	6-9 (66.7)%

Dead Ball Rebounds: 2, 0

	Butler	Tiffin
Biggest lead	39 (2 nd 2:15)	0 (1 st 20:00)
Best Scoring Run	10 (2 nd 7:20)	6 (1 st 2:29)
Lead Changes	0	
Times Tied	1	
Time with Lead	39:06	00:00

Points from	Butler	Tiffin
Turnovers	24	5
Paint	60	26
Second Chance	11	9
Fast Breaks	18	8
Bench	40	37

Period by Period Scoring			
	1st	2nd	TOT
Butler	45	55	100
Tiffin	31	32	63

MIDDLE TENNESSEE BRANDING GUIDE

MIDDLE TENNESSEE ATHLETICS



COLOR

PRIMARY COLORS

ROYAL BLUE
PMS300

C: 100 **R: 0**
M: 44 **G: 102**
Y: 0 **B: 204**
K: 0

WHITE

C: 0 **R: 255**
M: 0 **G: 255**
Y: 0 **B: 255**
K: 0

SECONDARY COLORS

PEWTER
PMS428

C: 24 **R: 240**
M: 16 **G: 240**
Y: 17 **B: 240**
K: 0

BLACK

C: 0 **R: 0**
M: 0 **G: 0**
Y: 0 **B: 0**
K: 100

LOGOS

PRIMARY LOGO




SECONDARY LOGO



PATRIOTIC LOGO




PRIMARY LOGO



SECONDARY LOGO

SECONDARY LOGO IS TO BE USED WHEN SPACE IS AN ISSUE, CAUSING THE PRIMARY MARK TO NOT FULLY DISPLAY.



MTSU INFORMATION

ESTABLISHED: 1911

NICKNAME: BLUE RAIDERS

MASCOT NAME: LIGHTNING

LOCATION: MURFREESBORO, TN

CONFERENCE: C-USA

VERBIAGE

MTSU®

MIDDLE TENNESSEE STATE UNIVERSITY®

MIDDLE TENNESSEE BLUE RAIDERS™

MT™

MIDDLE TENNESSEE™

BLUE RAIDERS™

RAIDERS™

BLUE RAIDER ATHLETIC ASSOCIATION™

BRAA™

MIDDLE™

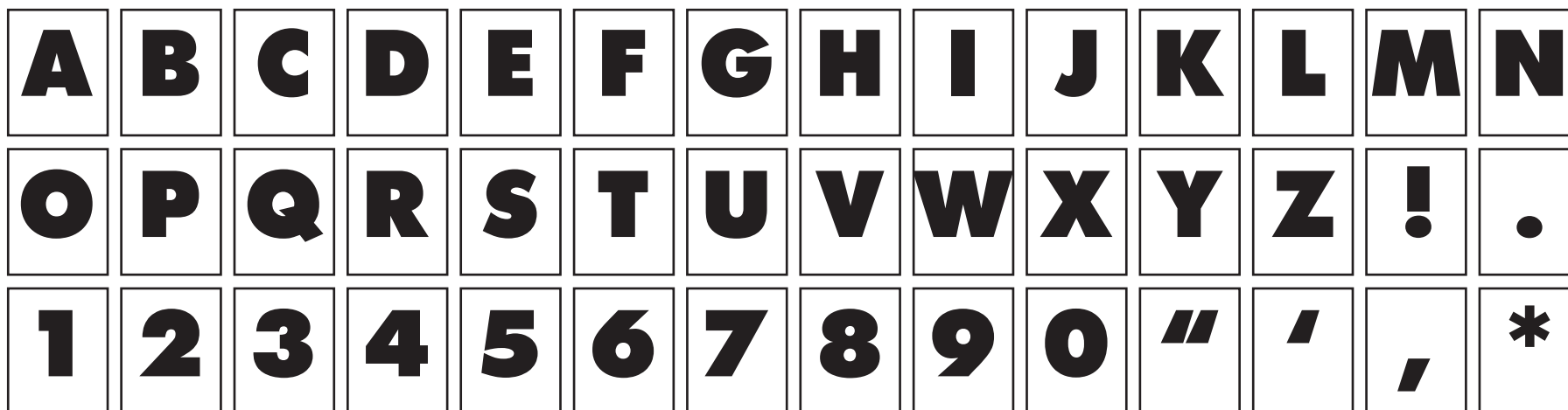
I AM TRUE BLUE®

TYPOGRAPHY

NIKE FULL BLOCK FONT | UNIFORM FONT



FUTURA EXTRA BOLD | GRAPHIC DESIGN PRIMARY FONT



TYPOGRAPHY

AGENCY REGULAR & BOLD | GRAPHIC DESIGN SECONDARY FONT

A	B	C	D	E	F	G	H	I	J	K	L	M	N
O	P	Q	R	S	T	U	V	W	X	Y	Z	!	.
1	2	3	4	5	6	7	8	9	0	"	'	,	*

LOGO

NOT ACCEPTED USES FOR ANY MIDDLE TENNESSEE LOGOS



THE MIDDLE TENNESSEE LOGO SHOULD CARRY ALL GRAPHIC ELEMENTS OF THE ORIGINAL LOGO AT ALL TIMES.



THE MIDDLE TENNESSEE LOGO SHOULD NOT BE USED WITH ANY OTHER COLOR COMBINATION.



THE MIDDLE TENNESSEE LOGO SHOULD NEVER BE USED WITH A REVERSED COLOR PALETTE OR A "GHOST" EFFECT.




THE MIDDLE TENNESSEE LOGO SHOULD NEVER HAVE A PATTERN INSERTED.



DO NOT CROP THE IDENTITY ELEMENTS IN ANY WAY



THE MIDDLE TENNESSEE LOGO SHOULD NEVER BE ALTERED VERTICALLY OR HORIZONTALLY.




TEXT OR ANOTHER OBJECT SHOULD BE PLACED OVER THE MIDDLE TENNESSEE HORSE LOGO.



SPORT SPECIFIC LOGOS ARE NOT ACCEPTABLE (EX. GOLF, SOFTBALL, VOLLEYBALL)



THE MIDDLE TENNESSEE LOGO SHOULD NOT BE USED AS AN OUTLINE.



THE MIDDLE TENNESSEE LOGO SHOULD NOT BE USED AS A BACKGROUND REPEATING, BUT IS PERMITTED ON BACK DROPS.




THE MIDDLE TENNESSEE LOGO CAN NOT BE ROTATED IN ANY WAY




THE MIDDLE TENNESSEE LOGO CAN NOT BE ADDED TO CREATE ANOTHER LOGO. (SHIELD IS NOT ACCEPTABLE)

LOGO

PRIMARY MARK PERMITTED BACKGROUND COLORS



SINGLE COLOR/TWO COLOR PRIMARY MARK WITH PERMITTED BACKGROUND



LOGO

BLUE RAIDERS WORD MARK HORIZONTAL | BLUE RAIDER WORD MARK IS **ONLY** TO BE USED FOR IN-STATE MARKETING

BLUE RAIDERS™

BLUE RAIDERS™

BLUE RAIDERS™

BLUE RAIDERS™

BLUE RAIDERS™

BLUE RAIDERS™

LOGO

BLUE RAIDERS WORD MARK HORIZONTAL | BLUE RAIDER WORD MARK IS **ONLY** TO BE USED FOR IN-STATE MARKETING

BLUE RAIDERS™

BLUE RAIDERS™

BLUE RAIDERS™

BLUE RAIDERS™

BLUE RAIDERS™


BLUE RAIDERS™

LOGO

BLUE RAIDERS WORD MARK VERTICAL | BLUE RAIDER WORD MARK IS **ONLY** TO BE USED FOR IN-STATE MARKETING

**B
L
U
E

R
A
I
D
E
R
S**
TM

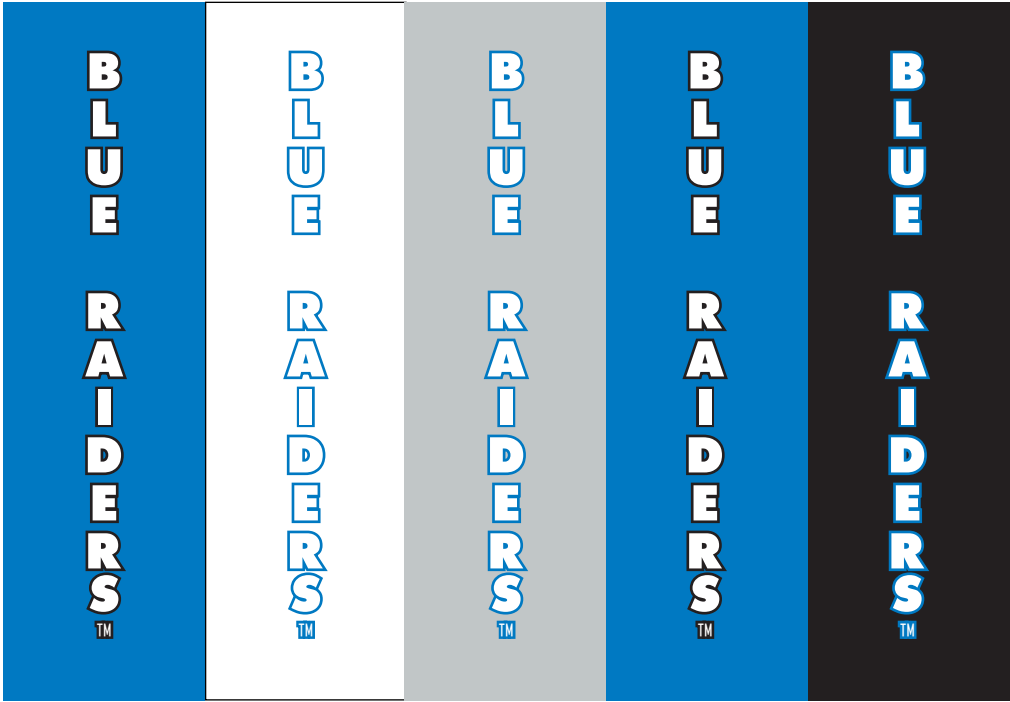


LOGO

BLUE RAIDERS WORD MARK VERTICAL | BLUE RAIDER WORD MARK IS **ONLY** TO BE USED FOR IN-STATE MARKETING

**B
L
U
E

R
A
I
D
E
R
S**TM



LOGO

PRIMARY MARK WITH BLUE RAIDERS




LOGO

SECONDARY MARK WITH BLUE RAIDERS




LOGO

PRIMARY MARK WITH MIDDLE TENNESSEE BLUE RAIDERS



LOGO

PRIMARY MARK WITH MIDDLE TENNESSEE BLUE RAIDERS



LOGO

MIDDLE TENNESSEE WORD MARK STACKED

**MIDDLE
TENNESSEE™**

**MIDDLE
TENNESSEE™**

**MIDDLE
TENNESSEE™**

**MIDDLE
TENNESSEE™**

**MIDDLE
TENNESSEE™**

**MIDDLE
TENNESSEE™**

LOGO

MIDDLE TENNESSEE WORD MARK STACKED



LOGO

MIDDLE TENNESSEE WORD MARK STACKED SPORT

MIDDLE TENNESSEE™ ATHLETICS	MIDDLE TENNESSEE™ ATHLETICS	MIDDLE TENNESSEE™ ATHLETICS	MIDDLE TENNESSEE™ ATHLETICS	MIDDLE TENNESSEE™ ATHLETICS
MIDDLE TENNESSEE™ ATHLETIC TRAINING	MIDDLE TENNESSEE™ ATHLETIC TRAINING	MIDDLE TENNESSEE™ ATHLETIC TRAINING	MIDDLE TENNESSEE™ ATHLETIC TRAINING	MIDDLE TENNESSEE™ ATHLETIC TRAINING
MIDDLE TENNESSEE™ BASEBALL	MIDDLE TENNESSEE™ BASEBALL	MIDDLE TENNESSEE™ BASEBALL	MIDDLE TENNESSEE™ BASEBALL	MIDDLE TENNESSEE™ BASEBALL
MIDDLE TENNESSEE™ BASKETBALL	MIDDLE TENNESSEE™ BASKETBALL	MIDDLE TENNESSEE™ BASKETBALL	MIDDLE TENNESSEE™ BASKETBALL	MIDDLE TENNESSEE™ BASKETBALL
MIDDLE TENNESSEE™ CROSS COUNTRY	MIDDLE TENNESSEE™ CROSS COUNTRY	MIDDLE TENNESSEE™ CROSS COUNTRY	MIDDLE TENNESSEE™ CROSS COUNTRY	MIDDLE TENNESSEE™ CROSS COUNTRY
MIDDLE TENNESSEE™ FOOTBALL	MIDDLE TENNESSEE™ FOOTBALL	MIDDLE TENNESSEE™ FOOTBALL	MIDDLE TENNESSEE™ FOOTBALL	MIDDLE TENNESSEE™ FOOTBALL
MIDDLE TENNESSEE™ MEN'S BASKETBALL	MIDDLE TENNESSEE™ MEN'S BASKETBALL	MIDDLE TENNESSEE™ MEN'S BASKETBALL	MIDDLE TENNESSEE™ MEN'S BASKETBALL	MIDDLE TENNESSEE™ MEN'S BASKETBALL
MIDDLE TENNESSEE™ GOLF	MIDDLE TENNESSEE™ GOLF	MIDDLE TENNESSEE™ GOLF	MIDDLE TENNESSEE™ GOLF	MIDDLE TENNESSEE™ GOLF

LOGO

MIDDLE TENNESSEE™ MEN'S GOLF	MIDDLE TENNESSEE™ MEN'S GOLF	MIDDLE TENNESSEE™ MEN'S GOLF	MIDDLE TENNESSEE™ MEN'S GOLF	MIDDLE TENNESSEE™ MEN'S GOLF
MIDDLE TENNESSEE™ MEN'S TENNIS	MIDDLE TENNESSEE™ MEN'S TENNIS	MIDDLE TENNESSEE™ MEN'S TENNIS	MIDDLE TENNESSEE™ MEN'S TENNIS	MIDDLE TENNESSEE™ MEN'S TENNIS
MIDDLE TENNESSEE™ SOCCER	MIDDLE TENNESSEE™ SOCCER	MIDDLE TENNESSEE™ SOCCER	MIDDLE TENNESSEE™ SOCCER	MIDDLE TENNESSEE™ SOCCER
MIDDLE TENNESSEE™ SOFTBALL	MIDDLE TENNESSEE™ SOFTBALL	MIDDLE TENNESSEE™ SOFTBALL	MIDDLE TENNESSEE™ SOFTBALL	MIDDLE TENNESSEE™ SOFTBALL
MIDDLE TENNESSEE™ STRENGTH & CONDITIONING	MIDDLE TENNESSEE™ STRENGTH & CONDITIONING	MIDDLE TENNESSEE™ STRENGTH & CONDITIONING	MIDDLE TENNESSEE™ STRENGTH & CONDITIONING	MIDDLE TENNESSEE™ STRENGTH & CONDITIONING
MIDDLE TENNESSEE™ TRACK & FIELD	MIDDLE TENNESSEE™ TRACK & FIELD	MIDDLE TENNESSEE™ TRACK & FIELD	MIDDLE TENNESSEE™ TRACK & FIELD	MIDDLE TENNESSEE™ TRACK & FIELD
MIDDLE TENNESSEE™ WOMEN'S BASKETBALL	MIDDLE TENNESSEE™ WOMEN'S BASKETBALL	MIDDLE TENNESSEE™ WOMEN'S BASKETBALL	MIDDLE TENNESSEE™ WOMEN'S BASKETBALL	MIDDLE TENNESSEE™ WOMEN'S BASKETBALL
MIDDLE TENNESSEE™ WOMEN'S GOLF	MIDDLE TENNESSEE™ WOMEN'S GOLF	MIDDLE TENNESSEE™ WOMEN'S GOLF	MIDDLE TENNESSEE™ WOMEN'S GOLF	MIDDLE TENNESSEE™ WOMEN'S GOLF
MIDDLE TENNESSEE™ WOMEN'S TENNIS	MIDDLE TENNESSEE™ WOMEN'S TENNIS	MIDDLE TENNESSEE™ WOMEN'S TENNIS	MIDDLE TENNESSEE™ WOMEN'S TENNIS	MIDDLE TENNESSEE™ WOMEN'S TENNIS

MIDDLE TENNESSEE™

MIDDLE TENNESSEE™

MIDDLE TENNESSEE™

MIDDLE TENNESSEE™

MIDDLE TENNESSEE™

MIDDLE TENNESSEE™

LOGO

MIDDLE TENNESSEE WORD MARK LINEAR

MIDDLE TENNESSEETM
ATHLETICS

MIDDLE TENNESSEETM
ATHLETICS

MIDDLE TENNESSEETM
ATHLETICS

MIDDLE TENNESSEETM
ATHLETICS

MIDDLE TENNESSEETM
ATHLETICS

MIDDLE TENNESSEETM
ATHLETICS

LOGO

MIDDLE TENNESSEE WORD MARK STACKED SPORT

MIDDLE TENNESSEE™ ATHLETICS	MIDDLE TENNESSEE™ ATHLETICS	MIDDLE TENNESSEE™ ATHLETICS	MIDDLE TENNESSEE™ ATHLETICS	MIDDLE TENNESSEE™ ATHLETICS
MIDDLE TENNESSEE™ ATHLETIC TRAINING	MIDDLE TENNESSEE™ ATHLETIC TRAINING	MIDDLE TENNESSEE™ ATHLETIC TRAINING	MIDDLE TENNESSEE™ ATHLETIC TRAINING	MIDDLE TENNESSEE™ ATHLETIC TRAINING
MIDDLE TENNESSEE™ BASEBALL	MIDDLE TENNESSEE™ BASEBALL	MIDDLE TENNESSEE™ BASEBALL	MIDDLE TENNESSEE™ BASEBALL	MIDDLE TENNESSEE™ BASEBALL
MIDDLE TENNESSEE™ BASKETBALL	MIDDLE TENNESSEE™ BASKETBALL	MIDDLE TENNESSEE™ BASKETBALL	MIDDLE TENNESSEE™ BASKETBALL	MIDDLE TENNESSEE™ BASKETBALL
MIDDLE TENNESSEE™ CROSS COUNTRY	MIDDLE TENNESSEE™ CROSS COUNTRY	MIDDLE TENNESSEE™ CROSS COUNTRY	MIDDLE TENNESSEE™ CROSS COUNTRY	MIDDLE TENNESSEE™ CROSS COUNTRY
MIDDLE TENNESSEE™ FOOTBALL	MIDDLE TENNESSEE™ FOOTBALL	MIDDLE TENNESSEE™ FOOTBALL	MIDDLE TENNESSEE™ FOOTBALL	MIDDLE TENNESSEE™ FOOTBALL
MIDDLE TENNESSEE™ MEN'S BASKETBALL	MIDDLE TENNESSEE™ MEN'S BASKETBALL	MIDDLE TENNESSEE™ MEN'S BASKETBALL	MIDDLE TENNESSEE™ MEN'S BASKETBALL	MIDDLE TENNESSEE™ MEN'S BASKETBALL
MIDDLE TENNESSEE™ GOLF	MIDDLE TENNESSEE™ GOLF	MIDDLE TENNESSEE™ GOLF	MIDDLE TENNESSEE™ GOLF	MIDDLE TENNESSEE™ GOLF

LOGO

MIDDLE TENNESSEE [™] MEN'S TENNIS	MIDDLE TENNESSEE [™] MEN'S TENNIS	MIDDLE TENNESSEE [™] MEN'S TENNIS	MIDDLE TENNESSEE [™] MEN'S TENNIS	MIDDLE TENNESSEE [™] MEN'S TENNIS
MIDDLE TENNESSEE [™] MEN'S GOLF	MIDDLE TENNESSEE [™] MEN'S GOLF	MIDDLE TENNESSEE [™] MEN'S GOLF	MIDDLE TENNESSEE [™] MEN'S GOLF	MIDDLE TENNESSEE [™] MEN'S GOLF
MIDDLE TENNESSEE [™] SOCCER	MIDDLE TENNESSEE [™] SOCCER	MIDDLE TENNESSEE [™] SOCCER	MIDDLE TENNESSEE [™] SOCCER	MIDDLE TENNESSEE [™] SOCCER
MIDDLE TENNESSEE [™] SOFTBALL	MIDDLE TENNESSEE [™] SOFTBALL	MIDDLE TENNESSEE [™] SOFTBALL	MIDDLE TENNESSEE [™] SOFTBALL	MIDDLE TENNESSEE [™] SOFTBALL
MIDDLE TENNESSEE [™] STRENGTH & CONDITIONING	MIDDLE TENNESSEE [™] STRENGTH & CONDITIONING	MIDDLE TENNESSEE [™] STRENGTH & CONDITIONING	MIDDLE TENNESSEE [™] STRENGTH & CONDITIONING	MIDDLE TENNESSEE [™] STRENGTH & CONDITIONING
MIDDLE TENNESSEE [™] TRACK & FIELD	MIDDLE TENNESSEE [™] TRACK & FIELD	MIDDLE TENNESSEE [™] TRACK & FIELD	MIDDLE TENNESSEE [™] TRACK & FIELD	MIDDLE TENNESSEE [™] TRACK & FIELD
MIDDLE TENNESSEE [™] WOMEN'S BASKETBALL	MIDDLE TENNESSEE [™] WOMEN'S BASKETBALL	MIDDLE TENNESSEE [™] WOMEN'S BASKETBALL	MIDDLE TENNESSEE [™] WOMEN'S BASKETBALL	MIDDLE TENNESSEE [™] WOMEN'S BASKETBALL
MIDDLE TENNESSEE [™] WOMEN'S GOLF	MIDDLE TENNESSEE [™] WOMEN'S GOLF	MIDDLE TENNESSEE [™] WOMEN'S GOLF	MIDDLE TENNESSEE [™] WOMEN'S GOLF	MIDDLE TENNESSEE [™] WOMEN'S GOLF
MIDDLE TENNESSEE [™] WOMEN'S TENNIS	MIDDLE TENNESSEE [™] WOMEN'S TENNIS	MIDDLE TENNESSEE [™] WOMEN'S TENNIS	MIDDLE TENNESSEE [™] WOMEN'S TENNIS	MIDDLE TENNESSEE [™] WOMEN'S TENNIS

LOGO

MIDDLE TENNESSEE WORD MARK LINEAR WITH PRIMARY LOGO STACKED



MIDDLE TENNESSEE™




LOGO

MIDDLE TENNESSEE WORD MARK LINEAR WITH PRIMARY LOGO STACKED



LOGO

MIDDLE TENNESSEE WORD MARK STACKED



LOGO

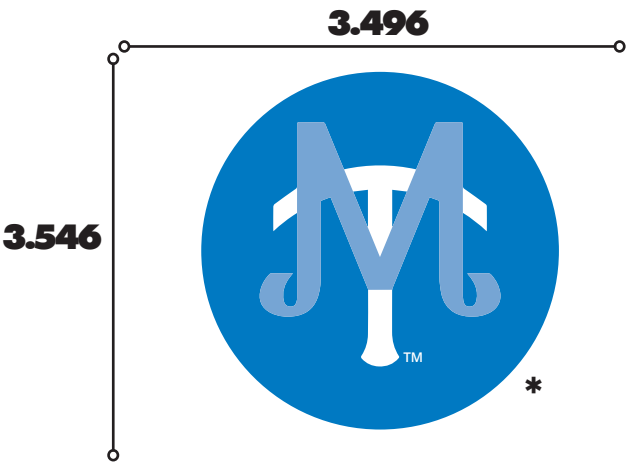
MIDDLE TENNESSEE WORD MARK STACKED SPORT

LOGO

BASEBALL LOGO - RETRO USE ONLY




COLOR APPLICATIONS



* BLUE BACKGROUND IS **NOT** PART OF LOGO

BASEBALL SCRIPT




COLOR APPLICATIONS



BRAA LOGO




MIDDLE TENNESSEE STATE UNIVERSITY.




COLOR APPLICATIONS




YOUTH MARK LOGO




COLOR APPLICATIONS



AMERICAN FLAG MT

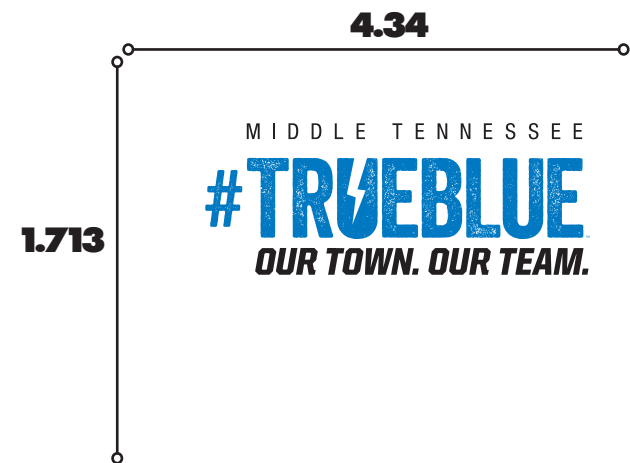



COLOR APPLICATIONS



#TRUE MT LOGO

USED AS A SECONDARY LOGO TO THE MT LOGOS, NOT TO BE USED AS ONLY LOGO OR MARK. #TRUE BRANDING CAN BE USED WITH MIDDLE TENNESSEE HEADER OR WITHOUT.



COLOR APPLICATIONS



RETIRED LOGOS - DO NOT USE



o



UNIFORM EXAMPLES



Swap View >

Pants >



Swap View >

Pants >



Swap View >

Pants >



Swap View >

Pants >



UNIVERSITY ONLY LOGOS

NOT ACCEPTED AS MIDDLE TENNESSEE ATHLETICS LOGOS

I AM *true* **BLUE**

MIDDLE TENNESSEE STATE UNIVERSITY

I AM TRUE BLUE LOGO MARK

**MIDDLE
TENNESSEE**

STATE UNIVERSITY

MIDDLE TENNESSEE STATE UNIVERSITY
WORDMARK



MIDDLE TENNESSEE STATE UNIVERSITY
SEAL