



**ARIZONA
CARDINALS**

**2017
MEDIA GUIDE**

2017

ARIZONA CARDINALS

SEASON SCHEDULE

PRESEASON

THU. AUG. 3	DALLAS COWBOYS +		5:00 PM	SAT. AUG. 19	CHICAGO BEARS		7:00 PM
		TOM BENSON HALL OF FAME STADIUM CANTON, OH		SAT. AUG. 26	ATLANTA FALCONS		4:00 PM
SAT. AUG. 12	OAKLAND RAIDERS		7:00 PM	THU. AUG. 31	DENVER BRONCOS		6:00 PM

REGULAR SEASON

SUN. SEP. 10	DETROIT LIONS		10:00 AM	SUN. NOV. 5	SAN FRANCISCO 49ERS *		2:05 PM
SUN. SEP. 17	INDIANAPOLIS COLTS		10:00 AM	THU. NOV. 9	SEATTLE SEAHAWKS #		6:25 PM
MON. SEP. 25	DALLAS COWBOYS ➤		5:30 PM	SUN. NOV. 19	HOUSTON TEXANS *		11:00 AM
SUN. OCT. 1	SAN FRANCISCO 49ERS		1:05 PM	SUN. NOV. 26	JACKSONVILLE JAGUARS *		2:25 PM
SUN. OCT. 8	PHILADELPHIA EAGLES *		10:00 AM	SUN. DEC. 3	LOS ANGELES RAMS *		2:25 PM
SUN. OCT. 15	TAMPA BAY BUCCANEERS *		1:05 PM	SUN. DEC. 10	TENNESSEE TITANS *		2:05 PM
SUN. OCT. 22	LOS ANGELES RAMS		10:00 AM	SUN. DEC. 17	WASHINGTON REDSKINS *		11:00 AM
		TWICKENHAM STADIUM LONDON, ENGLAND		SUN. DEC. 24	NEW YORK GIANTS		2:25 PM
BYE WEEK SUN. OCT. 29				SUN. DEC. 31	SEATTLE SEAHAWKS *		2:25 PM

All times MST (Arizona) | + NBC ➤ ESPN # NBC, NFL Network and Amazon Prime | * Subject to flexible scheduling decisions

FOR TICKET INFORMATION, CALL 602.379.0102 OR VISIT AZCARDINALS.COM/TICKETS



TABLE OF CONTENTS

CARDINALS STAFF

Directory, Cardinals Staff	3-4
Bidwill, William V. (Bio)	5
Bidwill, Michael J. (Bio)	6-8
Minegar, Ron (Bio)	9
Keim, Steve (Bio)	10-11
Arians, Bruce (Bio)	12-15
Coaches, Assistant (Bios)	16-42
Personnel/Scouting Staff (Bios)	43-51
Athletic Training/Equipment/Video (Bios)	52
Staff Photos	53-56

THE PLAYERS

Player Bios, 2017	58-236
-----------------------------	--------

2016 IN REVIEW

Final Statistics, 2016	238-239
Defensive Statistics/Summaries 2016	240-242
Starting Lineups, 2016	243
Game-By-Game Offense/Defense, 2016	244-245
Game Summaries, 2016	246-253
Player Participation, 2016	254-255
Miscellaneous Stats, 2016	256

RECORDS

Rushing Yards, Single-Game Bests	258
Passing Yards, Single-Game Bests	258-259
Receiving Yards, Single-Game Bests	259
Sacks, Single-Game Bests	259
Longest Runs	260
Longest Pass Plays	260
Longest Punts	261
Longest Punt Returns	261
Longest Kickoff Returns	261
Longest Interception Returns	261
Longest Fumble Returns	261
100-Yard Rushing Games	262-263
100-Yard Receiving Games	263-265
300-Yard Passing Games	266-267
Scoring, Individual Records	267-269
Rushing, Individual Records	269-270
Passing, Individual Records	271-272
Receiving, Individual Records	273
Combined Yardage, Individual Records	274
Interceptions, Individual Records	274
Sacks, Individual Records	274-275
Punting, Individual Records	275-276
Punt Returns, Individual Records	276
Kickoff Returns, Individual Records	277
Fumbles, Individual Records	278
Longevity, Individual Records	278
Biggest Comebacks, Team Records	279-281
Scoring, Team Records	282
First Downs, Team Records	283
Total Yards, Team Records	283

Rushing, Team Records	283
Passing, Team Records	283-284
Interceptions, Team Records	284
Penalties, Team Records	284
Punting, Team Records	284
Punt Returns, Team Records	285
Kickoff Returns, Team Records	285
Fumbles, Team Records	285
Miscellaneous, Team Records	285
Cardinals In The Playoffs	286
Postseason Records, Individual	286-287
Postseason Records, Team	287-288
Playoff Game Summaries (1988-present)	289-294

HISTORY

History of Franchise	296-300
All-time Roster, Alpha /Numerical	301-318
Retired Jerseys	319
Annual Results	320
All-time Results/Stats, Year-By-Year	321-377
Preseason Results, All-Time	378-380
Team-By-Team Results	381-386
Statistical Leaders, Year-By-Year	387-391
Turnover Differentials, Year-By-Year	392
Shutouts (Cardinals And Opponents)	393
Two-Point Conversions, All-Time	394
Defensive/Special Teams Touchdowns, All-Time	395-396
Quarterback Information, All-Time	397
Prime Time Games/Thanksgiving Games	398-399
Hottest/Coldest Games	399
Head Coaches, All-Time	400
Assistant Coaches, All-Time	400-401
Ring Of Honor Inductees	402-404
Cardinals In The Hall Of Fame	404
Pro Bowl Information	405-406
Player Of The Week Selections	407
Overtime Games	408
Postseason Awards	409-411
First-Round Choices, All-Time	412
Draft History, All-Time	412-416

MISCELLANEOUS

2017 NFL Schedule, Week-By-Week	420-422
Flex Scheduling	423
NFL Policy For Retractable Roofs	425
Cardinals Charities	426-427
Cardinals In The Community	428-429
Cardinals on the Internet (Twitter & Facebook)	431
About Univ. of Phoenix Stadium	432-439
Univ. Of Phoenix Stadium Seating/Parking	440-441
Cheerleaders/Big Red	443
Broadcasting Information	446-447
NFL PR Contacts	449
Index	451



For information
on Jim Hart's
induction into the
Ring of Honor,
please see page 51



For information
on Kurt Warner's
induction into the
Hall of Fame,
please see page 448



CARDINALS DIRECTORY

EXECUTIVE STAFF

William V. Bidwill	Chairman and Owner
Michael J. Bidwill	President
Steve Keim	General Manager
Ron Minegar	Executive Vice President/ Chief Operating Officer
Greg Lee	Chief Financial Officer
David Koeninger	General Counsel
Melissa Gaspard	Executive Assistant/Paralegal
Amber Lechuga	Executive Assistant

COACHING STAFF

Bruce Arians	Head Coach
Tom Moore	Assistant Head Coach/Offense
James Bettcher	Defensive Coordinator
Harold Goodwin	Offensive Coordinator
Amos Jones	Special Teams Coordinator
Terry Allen	Bill Bidwill Fellowship/RB's
Anthony Blevins	Coaching Asst./Asst. Special Teams
Brentson Buckner	Defensive Line
Mike Chiurco	Defensive Asst./Asst. Defensive Backs
Rick Christophel	Tight Ends
Darryl Drake	Wide Receivers
Larry Foote	Inside Linebackers
Kevin Garver	Assistant Wide Receivers
Steve Heiden	Asst. Special Teams/Asst. Tight Ends
Roger Kingdom	Assistant Strength and Conditioning
Freddie Kittchens	Running Backs
Byron Leftwich	Quarterbacks
Buddy Morris	Strength and Conditioning
Anthony Piroli	Assistant Strength and Conditioning
Tom Pratt	Pass Rush Specialist
Nick Rapone	Defensive Backs
Kevin Ross	Cornerbacks
Bob Sanders	Outside Linebackers
Larry Zierlein	Assistant Offensive Line

FOOTBALL OPERATIONS

Terry McDonough	Vice President, Player Personnel
Mike Disner	Director, Football Administration
Matt Caracciolo	Director, Football Operations
Dru Grigson	Director, College Scouting
Quentin Harris	Director, Pro Scouting
Debbie Pollom	College Scouting Coordinator
Chris Culmer	Western Regional Scout
Luke Palko	Eastern Regional Scout
Zac Canty	Area Scout
John Mancini	Area Scout
John Ritcher	Area Scout
Josh Scobey	Area Scout
Darius Vinnett	Area Scout
Glen Fox	Pro Scout
Alfonza Knight	Scout
Adrian Wilson	Scout
Ryan Gold	Scout
Charlie Adkins	Football Operations Assistant
Nathan DiGregorio	Scouting Assistant
Zach Devlin	Scouting Assistant
Carter Tamblyn	Football Technology Developer
Wesley Goodwin	Assistant to the Head Coach
Stacey Weber	Executive Chef
Lennie Buzinski	Lead Chef
Matt Carvalho	Team Chef
Sarah Jones	Nutrition Services Manager
Jessica Bichler	Nutrition Services Coordinator
Taylor Mogel	Nutrition Services Coordinator

Scott Phillipy	Chief Engineer/Building Operation Manager
Nic Maxson	Maintenance Technician
Jose Silva	Maintenance Technician

ATHLETIC TRAINING/MEDICAL

Tom Reed	Head Athletic Trainer
Michael Blankenship	Physical Therapist/ Assistant Athletic Trainer
Chad Cook	Assistant Athletic Trainer
Jeff Herndon	Assistant Athletic Trainer
Dr. Wayne Kuhl	Head Team Physician (Internist)
Dr. Jeff Nebelsieck	Team Physician (Internist)
Dr. Gary Waslewski	Lead Team Orthopedist
Dr. Doug Freedberg	Team Physician (Orthopedist)
Dr. Sheldon Martin	Team Physician (Orthopedist)
Dr. Destin Hill	Team Physician (Sports Medicine)
Curtis Maynard, DC	Team Chiropractor
Dr. Randall Porter	Team Neurosurgeon
Dr. Paul Petelin, Jr.	Team Ophthalmologist
Dr. Michael Zacher	Team Dentist
Dan Blackwood, PhD	Neuro-Psychologist
Andrew Chavkin, DC	Chiropractor/Active Release
Brett Fischer	Physical Therapist Consultant
Dr. Raahsan Lindsey	Psychiatrist
Dr. Jeffrey Drobot	Naturopathic Physician
Erika Sharpe	Sports Nutritionist

EQUIPMENT

Mark Ahlemeier	Equipment Manager
Steve Christensen	Asst. Equipment Manager
Jeff Schwimmer	Asst. Equipment Manager
Parker Brown	Asst. Equipment Manager

VIDEO

Jeff Wallo	Video Director
Craig Norgren	Assistant Video Director
Spencer Missioreck	Video Assistant
Stephanie Solis	Video Assistant

COMMUNITY RELATIONS

Luis Zendejas	Senior Director, Community Relations
Mo Streety	Manager, Youth Football
Adam Richman	Community Relations/Alumni Program Coordinator
Estelle Moreno	Administrative Assistant

FINANCE

Teresa Miller	Director, Financial Planning and Analysis
Christine Harms	Controller
Kara Primack	Director, Finance Database Development & Analytics
Emilee Reese	Accounting Manager
Carol Benjamin	Payroll/Hiring & Benefits Administrator
Kaitlyn Drenner	Finance Database & Budget Analyst
Veronica Castro	Senior Accountant
Thedra Dunbar	Accounts Payable
D'Ann Jordan	Executive Assistant
Melissa Anderson	Alumni Benefits Coordinator
Marie Miller	Receptionist

INFORMATION TECHNOLOGY

Mark Feller	Vice President, Technology
James Novy	Network Server Administrator
Shannon Morrisette	Network Security Administrator
Teresa Le	Network Administrator
Matthew Montes	IT Specialist



MEDIA RELATIONS

Mark Dalton Senior Vice President, Media Relations
 Chris Melvin Director, Media Relations
 Mike Helm Manager, Media Relations
 Imani Suber Media Relations Coordinator
 Chase Russell Media Relations Coordinator

OPERATIONS AND MAINTENANCE

Tony Pereira Vice President, Stadium Operations
 Lacey Probst Manager, Stadium Operations
 Andrew Levy Turf Manager
 Adam Jones Assistant Turf Manager
 Tim Johnston Assistant Turf Manager
 Abe Casillas Assistant Turf Manager

PLAYER DEVELOPMENT

Anthony Edwards Senior Director, Player Development

MARKETING

Lisa Manning Senior Vice President, Marketing
 Tim Beach Senior Director, Game Entertainment
 and Special Events
 Orlando Avila Senior Manager, Marketing
 and Broadcast Services
 Darren Urban Senior Manager, Website
 Kristina Phippen Director, Cardinals Cheerleaders
 Mike Chavez Manager, Creative Services
 Rolando Cantu Manager, International Business Ventures
 Brandon Naidus Manager, Social Media
 Kalene Romero Coordinator, Game Entertainment and
 Special Events
 Nick Erikson Coordinator, Fan Development and Loyalty
 Max Eller Coordinator, Marketing and Broadcast Services
 Kyle Odegard Website Coordinator
 Sandy McAfee Website Administrator
 Amy Robinson Coordinator, Creative Services

BROADCASTING

Tim DeLaney Vice President, Broadcasting/Digital Content
 Jim Omohundro Senior Manager/Producer, Broadcasting
 Richard Mendez Senior Manager/Producer, Broadcasting
 Jonathan Hayward Senior Producer, Broadcasting
 Lisa Matthews Multimedia Producer/Reporter
 Dan Nettles Broadcast Editor/Coordinator
 Grant Greeley Broadcast Coordinator/Producer
 Javier Rodriguez Bi-lingual Content Producer
 Dave Pasch Radio Play-by-play Announcer
 Ron Wolfley Radio Play-by-play Analyst
 Gabriel Trujillo Spanish Radio Play-by-Play
 Announcer/Producer
 Paul Calvisi Reporter/Host, Broadcasting

SCOREBOARD

Michael Conner Director, Videoboard and Event Production
 Shane Gavin Event & Systems Engineer
 Jamie Gillespie Event & Systems Audio Engineer
 Amanda Flanagan Production Manager
 Aaron O'Brien Senior Event Producer

BUSINESS DEVELOPMENT

Steve Ryan Senior Vice President, Business Development
 Mike Iaquina Director, Business Development
 Scott Coleman Director, Partner Service & Activation
 John Misch Senior Manager, Business Development
 Sean Ferretti Manager, Business Development
 Todd Santino Manager, Business Development
 Eric Barkyoub Manager, Business Development
 Elizabeth Yeast Senior Manager, Partner
 Service and Activation
 Michelle Cole Coordinator, Partner Service
 and Activation
 Jonathan Hidalgo Coordinator, Partner Service
 and Activation
 Erica MacKenzie Coordinator, Sales and Activation

BOX OFFICE

Steve Bomar Senior Director, Ticketing
 Ryan Funk Box Office Manager
 Stephanie Lahaie Event Creation Specialist
 Rachel Baderman Event Supervisor
 Lara Wroblewski Event Supervisor
 Kim Cruz Ticket Office Representative
 Lauren Fortney Ticket Office Representative
 Mark Preston Ticket Office Representative
 MacKenzie Sanford Ticket Office Representative

TICKET SALES & SERVICE

Ron Campbell Senior Director, Ticket Sales
 Cari Belanger-Maas Director, Premium Services
 & Guest Relations
 Joseph Furmanski Manager, Group Sales
 Alex Herrera Premium Services Coordinator
 Ryan Harris Account Executive, Ticket Sales
 Steve Carlson Account Executive, Ticket Sales
 Courtney Cates Account Executive, Ticket Sales
 Daniel Conlon Account Executive, Ticket Sales
 Jeff Orenstein Account Executive, Ticket Sales
 Mathew Schaper Account Executive, Ticket Sales
 Justin Baird Account Executive, Ticket Sales
 Christopher Smith Account Executive, Ticket Sales

SECURITY

Rick Knight Vice President, Security

QUICK REFERENCE



**ARIZONA
CARDINALS**

MAILING ADDRESS
 P.O. Box #888
 Phoenix, AZ 85001-0888

STREET ADDRESS
 8701 S. Hardy Drive
 Tempe, AZ 85284-2800

**UNIVERSITY OF
PHOENIX STADIUM**
 One Cardinals Drive
 Glendale, AZ 85305

ADMINISTRATIVE OFFICES

Switchboard 602/379-0101
 Administrative FAX 602/379-1819
 Marketing FAX 602/379-1772

TICKETS

Ticket Office 602/379-0102
 800/999-1402
 Ticket FAX 602/379-1773
 Ticketmaster 800/745-3000
 Ticketmaster Web Site www.ticketmaster.com



WILLIAM V. BIDWILL

OWNER

William V. Bidwill's association with the Cardinals began as a child ball boy on Chicago's South Side and continues today as owner.

A native of Chicago, Bill Bidwill presides over the oldest continuously-operated professional football franchise. Founded in 1898, the Cardinals join the Chicago Bears as the only two remaining charter members of the National Football League (1920). As his involvement with the team continues through its eighth different decade, the current one has seen the franchise reach unprecedented heights.

Over the last four seasons the Cardinals have won more games (41) than in any other four-year stretch in team history. In 2015, Arizona captured its third NFC West crown after posting a franchise-record 13 wins during the regular season. The Cardinals also earned the first postseason bye in team history in 2015. The Cardinals have gone .500 or better in seven of the last 10 seasons - including four 10-win campaigns during that span - and has sold out all 114 games played at University of Phoenix Stadium since it opened in 2006.

The Cardinals have remained in the Bidwill family since Bill's father, Charles, a prominent Chicago sports figure and member of the Pro Football Hall of Fame, purchased the team in 1932. Charles ran the club until his death in the Cardinals' NFL championship year of 1947. Charles' wife, Violet, then guided the franchise's fortunes for the next 15 years, followed jointly by sons Bill and Charles, Jr. (Stormy). Bill became sole owner in 1972.

Named a Cardinals vice president during his undergraduate days at Georgetown University, Bill Bidwill returned to Chicago from the Navy in 1956 to begin assisting family interests that included football. When the Cardinals moved to St. Louis in 1960, Bidwill returned to the organization on a full-time basis.

Bidwill continues to have a presence at the Cardinals training facility and is a popular fixture at team events, charity functions and football activities. An active supporter of various civic and charitable organizations and endeavors, Bidwill directed the formation of Cardinals Charities, the team's organization dedicated to supporting worthy Arizona causes, shortly after the Cardinals arrived in the state.

While he is well-known for his understated nature and a preference for staying out of the spotlight, Bidwill has been unable to avoid accolades in recent years for his contributions and accomplishments as Cardinals owner.

At the 2010 annual NFL Combine in Indianapolis, Bidwill was honored with the Paul "Tank" Younger Award from the Fritz Pollard Alliance, whose purpose is to promote diversity and equality of job opportunity in the NFL. The Paul "Tank" Younger Award has been presented annually since 2003 for extraordinary contributions towards NFL diversity and previous winners include Tony Dungy, Dan Rooney and Bill Walsh. "When you look back over the years, Mr. Bidwill has a long history of hiring minorities to administrative and authoritative positions," said FPA chairman John Wooten. "He has really helped level the playing field and that is what this award is all about."

Also in February of 2010, Bidwill was inducted into the Sports Faith Hall of Fame in Lake Forest, IL. "(He) was honored as a long-time contributor to the NFL and for his contributions to charity, which he has conducted in a very quiet, very generous manner," said Patrick McCaskey, chairman of the group's advisory board and grandson of Chicago Bears legendary head coach George Halas. Bidwill joined Brian Piccolo, the former Bears running back, Tom Monaghan, founder of Domino's Pizza and former owner of the Detroit Tigers, and John Gagliardi, head coach at St. John's (MN) University and college football's all-time wins leader.

At its December 2010 commencement exercises at Northern Arizona University, Bidwill was awarded an honorary doctor of humane letters degree for "his contributions to the university, his community and his profession."

In May of 2017, Bidwill was selected for induction to the Georgetown Prep Athletic Hall of Fame. A 1949 graduate of the school, Bidwill was a two-sport athlete for the Little Hoyas football and baseball teams. A bruising runner as well as the squad's fastest player, Bidwill led

the team in scoring in both his junior and senior seasons.

Bidwill was credited with bringing Super Bowl XXX to Arizona in January of 1996. The region hosted the game again in February of 2008 when Super Bowl XLVII was played at University of Phoenix Stadium. It hosted its third title game in February of 2015 when Super Bowl XLIX was played and resulted in a record economic impact of \$720 million.

Bidwill's wife of nearly 56 years, Nancy, passed away in August of 2016. The couple was married in September of 1960 and celebrated their 50th wedding anniversary in 2010. Bidwill has five children and 10 grandchildren.





MICHAEL J. BIDWILL

PRESIDENT

NOTE CARDS

- Since Michael Bidwill took over as team president in 2007, the Cardinals have gone .500 or better in seven of 10 seasons (just twice in previous 20 years) and posted four double-digit win seasons (none in previous 20). The team has a 91-77-1 record in 10 seasons under Bidwill, including the postseason.
- Of the Cardinals seven all-time postseason wins, five have come during Bidwill's 10 years as team president. Arizona has played in nine postseason contests since Bidwill took over in 2007. The Cardinals played just seven total playoff games in their entire history prior to his tenure.
- Arizona has appeared in the NFC Championship Game twice during Bidwill's time as president (2008, 2015), including a victory in the 2008 conference title game that led to the franchise's first-ever Super Bowl appearance (Super Bowl XLIII).
- During a nine-day span in January of 2013, Bidwill hired Steve Keim as the team's general manager and Bruce Arians as head coach. The Cardinals 41 wins in the resulting four seasons represent the most in any four-year span in franchise history.
- Oversaw the team's appearance in the groundbreaking Amazon Original series *All or Nothing: A Season with the Arizona Cardinals*.

Produced by NFL Films, the eight-episode series was awarded the Sports Emmy for Outstanding Serialized Sports Documentary in May of 2017.

- In January of 2016, the National Football Foundation (NFF) and College Hall of Fame inducted Bidwill and Arizona Governor Doug Ducey into the NFF Leadership Hall of Fame.
- In December of 2014, Commissioner Roger Goodell tapped Bidwill to chair the league's new Conduct Committee. The committee reviews the league's Personal Conduct Policy at least annually and recommends appropriate changes with advice from outside experts.
- Leading the list of his Cardinals accomplishments is the creation of University of Phoenix Stadium. Since its opening in 2006, the team has sold out all 114 games (preseason and postseason included) played at the venue, which has also hosted a pair of Super Bowls and a Pro Bowl.
- In addition to his role in helping Arizona land Super Bowls XLII and XLIX, Michael was instrumental in getting the 2015 Pro Bowl moved to Arizona. Played a week apart, Super Bowl XLIX and the 2015 Pro Bowl combined to deliver a record economic impact of \$720 million to the region.

The Cardinals have been in the Bidwill family since Pro Football Hall of Famer Charles Bidwill purchased the team in 1933. Charles' son Bill handled day-to-day operations for decades before passing the torch to his son, Michael, who joined the organization in 1996 after practicing law for six years as a federal prosecutor.

CARDINALS LEADERSHIP: After initially serving as Vice President/General Counsel, Michael took over as team President in 2007 and his leadership has transformed the franchise. Since '07, the Cardinals have gone .500 or better in seven of 10 seasons (just twice in previous 20 years) and posted four double-digit win seasons (none in previous 20 years), including a franchise-record 13 victories in 2015. The Cardinals victory over the Packers in the Divisional round in 2015 was the seventh postseason win in franchise history. Of those seven wins, five have come during Bidwill's tenure as team president.

The Cardinals won more games in the past four seasons (41) than in any previous four-year span in franchise history. That success has been, in part, due to a pair of hires Bidwill made during a nine-day span in January of 2013. On January 8, he hired Steve Keim as General Manager and nine days later tabbed Bruce Arians as Head Coach. A long-time Cardinals scout, Keim went on to earn NFL Executive of the Year from Pro Football Talk in both 2013 and 2014 and also earned the same honor from the Sporting News in 2014. Arians, meanwhile, has captured a number of the league's most distinguished awards. That includes Associated Press Coach of the Year honors in 2014, marking the second time in three years Arians received that award. Both Keim and Arians had multiple years remaining on their contracts when they were rewarded with extensions from Bidwill in February of 2015.

The Cardinals success under Bidwill has greatly elevated the team's popularity both locally and nationally.



That fact is best measured in the record-setting ratings for Cardinals game broadcasts. Locally, the team established a host of franchise record for the TV broadcasts over the last three seasons. Nationally, the team's exposure is at an all-time high. The Cardinals have played in eight primetime games over the last two seasons, posting a 6-1-1 record in those contests.

Bidwill also oversaw the team's appearance in the groundbreaking Amazon Original series *All or Nothing: A Season with the Arizona Cardinals*, which chronicled the 2015 Cardinals season from the draft through the NFC Championship game. Produced by NFL Films, the eight-episode series was awarded the Sports Emmy for Outstanding Serialized Sports Documentary in May of 2017.

IF YOU BUILD IT: Among Michael's most significant accomplishments with the Cardinals was leading the effort that led to the creation of University of Phoenix Stadium. The venue has been a vital factor in the transformation of the Cardinals and a catalyst for the franchise's success. The team has sold out all 114 games played since the opening of the iconic stadium that has welcomed millions of Cardinals fans. The venue has also allowed Arizona to host a pair of Super Bowls, something that would have been impossible previously. After hosting Super Bowl XLII in 2008, the stadium not only staged Super Bowl XLIX in 2015 but also landed the Pro Bowl thanks to Bidwill's lobbying efforts. Super Bowl XLIX and surrounding events delivered an economic impact of \$720 million, the highest for any Super Bowl

on record and the largest for any special event in the state of Arizona.

In addition to Super Bowl XLII, Super Bowl XLIX and the 2015 Pro Bowl, University of Phoenix Stadium also hosted the second-ever College Football Playoff (CFP) National Championship Game in January of 2015 and hosted the Fiesta Bowl (CFP Semi-Final Game) between Clemson and Ohio State in December of 2016. The stadium also served as the home for the NCAA's Men's Basketball Final Four in April of 2017. It was the first Final Four ever held in Arizona and the first held west of Texas since 1995.

Another project undertaken by Bidwill was the \$15 million expansion and renovation of the team's Tempe practice facility. A three-phase project that took over two years to complete, it added over 92,000 square feet to the team's headquarters (including practice bubble and additions to main building).

Among the upgrades and expansions were a stand-alone 78,000 square foot indoor practice bubble, a new full-service kitchen and dining area, an expanded weight room and new player rehab and cardio area that more than doubled the size of the previous weight room, expanded and newly re-designed locker room for players and coaches, an updated athletic training room and doctor's examination room and additional meeting rooms.

"Michael wants to win," head coach Bruce Arians said after the renovations were completed. "It's very evident in just the amount of resources he poured into upgrading our facility."



ELEVATING A FRANCHISE

Below is a look at the organization's success in the 10 seasons since Michael Bidwill was named team president.

Cardinals Under Michael Bidwill (2007-Present)

Statistic	Totals	Statistic	Totals
Regular Season Record	86-73-1	Season with .500 Record or Better	7
Postseason Record	5-4	Seasons with 9+ Wins	5
Overall Record	91-77-1	Seasons with 10+ Wins	4
Regular Season Win Pct.541	Best Regular Season Record	13-3
Win Pct. - NFL Rank	12th	Postseason Berths	4
Avg. Wins Per Season (2007-16)	8.6	Division Titles	3
Regular Season Home Record	53-26-1	Conference Championship Games	2
Postseason Home Record	4-0	Super Bowl Appearances	1
Overall Home Record (RS+post)	57-26-1	Pro Bowl Selections	39
Regular Season Home Win Pct.669	Primetime Games	23
Home Win Pct. - NFL Rank	7th		

In the Cardinals entire 73-year playoff history prior to Bidwill's tenure as team president, the team hosted just one postseason game. The Cardinals have an undefeated 4-0 record at home in the postseason under Bidwill.

Cardinals Home Playoff Results Under Michael Bidwill

Opponent	Game	Result
1/16/16 vs. Green Bay	Div	W, 26-20 (OT)
1/10/10 vs. Green Bay	WC	W, 51-45 (OT)
1/18/09 vs. Philadelphia	Conf	W, 32-25
1/3/09 vs. Atlanta	WC	W, 30-24



CONTRIBUTIONS TO GREATER PHOENIX:

In addition to his prominent role with the Cardinals, Bidwill has established himself as an influential leader in the greater Phoenix business community where he has been a strong advocate for economic growth and development. From 2008-10, Bidwill served back-to-back terms as Chairman of the Greater Phoenix Economic Council (GPEC). He is a board member of the Greater Phoenix Leadership (GPL), an organization composed of the region's top business and civic leaders. He is also one of 16 members of the Arizona Commerce Authority Board of Directors which the ACA says "unites some of the state's most powerful, proactive officials with its globally recognized leaders of business."

In January of 2016, Bidwill and Arizona Governor Doug Ducey were inducted into the National Football Foundation (NFF) Hall of Fame for their roles in helping shape the economic future of the state. "Governor Ducey and Michael Bidwill share many similar traits, and they have developed a close relationship with the singular goal of making Arizona a better place," said NFF Chairman Archie Manning. "They have formed a powerful public-private partnership, and we are proud to recognize them for their joint leadership and their efforts to unify their state and promote its reputation as a prime place to conduct business with an unmatched quality of life."

In March of 2016, Bidwill was chosen to serve as the Grand Marshal of the 33rd annual St. Patrick's Day parade. The popular parade, considered one of the largest and longest running in Phoenix, is also the Valley's only authentic day-long Irish party. Prior to leading the event, Bidwill received a plaque commemorating the occasion and to help honor the role the Cardinals organization has played in the community.

In May of 2015, Michael was presented with the prestigious Vision Award from the Greater Phoenix Convention & Visitors Bureau, an honor bestowed just three times previously. "Michael has embraced Greater Phoenix's visitor industry and amplified its power. His proven civic guidance and emergence as a leader in the 'new Arizona' have helped our state make monumental strides as a preferred destination for visitors, job growth and future economic success," said Steve Moore, President and CEO of Visit Phoenix. The three previous recipients were Phoenix mayors Skip Rimsza and Phil Gordon and former Suns and Diamondbacks owner Jerry Colangelo.

Bidwill received the 2014 Transformational Leader Award from the Arizona Chamber of Commerce & Industry. In November of 2013, he received the "West Valley Regional Advancement Award" from Western Maricopa Coalition, which cited continued positive impact in that community. Bidwill was selected by the Phoenix Business Journal as one of its 25 "Most Admired CEO's" in 2010.

NFL LEADERSHIP: Within the National Football League, Michael's influence has also increased exponentially in recent years. That was best exemplified in December of 2014 when he was selected to

chair the league's new Conduct Committee. Formed to ensure that the league's Personal Conduct Policy remains current and consistent with best practices and evolving legal and social standards, the committee with review that policy at least annually and recommend appropriate changes with advice from outside experts. Bidwill brings unique perspective and experience to the Committee, as he was an Assistant U.S. Attorney with the Department of Justice in Phoenix from 1990-96, specializing in homicide and other violent crime cases.

Michael also chairs the league's Security and Fan Conduct Committee, a group of eight club executives that oversees and develops best security practices for NFL facilities, and has also been a member of the league's Business Ventures Committee since 2007. In December of 2012, he was appointed to the board of the National Football League Foundation which is dedicated to improving the lives of those touched by the game of football – from players at all levels to communities across the country. In March of 2014, the NFL Foundation approved a five-year, \$45 million grant to USA Football to support the growth of youth football. An additional \$25 million from the NFL Foundation has been committed to new health and safety projects over three years. The Foundation also has committed \$1 million in annual grant funding to provide athletic trainers to high schools in underserved areas across the country. He also spoke on a panel at the recent Women's Career Development Symposium in Arizona. In recent years, grants have also been established to support the NFL's annual Crucial Catch initiative in support of Breast Cancer Awareness month, the Salute to Service program in honor of the men and women who served and are currently serving in the military, and also to support individual player charitable foundations. In 2015, over 2.5 million individuals were impacted by NFL Foundation grants awarded to individual clubs.

BACKGROUND: Bidwill earned a Bachelor of Science degree in Finance from St. Louis University in 1987 and in 1990 earned a law degree from Catholic University of America in Washington, D.C. In May of 2015 – 25 years after his own graduation from the school – Michael delivered the commencement address at Catholic University's School of Law and was also awarded an honorary Doctorate of Humane Letters.

A licensed pilot and flying enthusiast, Bidwill has participated as a volunteer for "Flying Samaritans," a group of volunteers including doctors and other medical personnel who offer free medical clinics in Mexico. Michael additionally is a member of the board for the Pat Tillman Foundation, which carries on the legacy of the former Cardinals safety killed in Afghanistan in 2004. He has also previously served as a member of the Air Force Chief of Staff Civic Leader Program whose membership "comprises respected community leaders (who) provide ideas and feedback to advise the secretary of the Air Force, the Air Force chief of staff and Air Force senior leaders."



RON MINEGAR

EXECUTIVE VICE PRESIDENT/CHIEF OPERATING OFFICER

Ron Minegar is beginning his 18th season with the Cardinals after joining the organization from Disney Sports in 2000.

In his role as EVP/COO, the 58-year old Minegar is responsible for developing the club's annual strategic plan and overseeing all aspects of the Cardinals business operations. He oversees the team's Marketing, Business Development, Communications, Broadcast, Ticket Sales, Premium Hospitality, Community Relations, Stadium Operations, International Initiatives and Alumni Programs functions. During his tenure, Cardinals have sold out every game in 11 years at University of Phoenix Stadium and have consistently ranked amongst the elite teams as measured by the NFL's annual "Voice of the Fans" market research study. He also has responsibility for overseeing the club's training camp agreements, concessionaire contracts, ticketing agreements and retail merchandise contracts. Additionally, Minegar was a part of the project team during the design and construction of University of Phoenix Stadium and is the team's primary point of contact with the Arizona Sports and Tourism Authority and the stadium's facility management firm on business and operational issues.

Minegar also serves as Chief Operating Officer of Rojo Hospitality Group LLC, which took over the food and beverage contract at University of Phoenix Stadium in 2010 and is currently focused on expanding operations throughout the Western United States. In addition to serving as the F&B provider at University of Phoenix Stadium, Rojo has provided world-class service for mega-events including Super Bowl, Super Bowl Central, College Football Playoff National Championship Game, Fiesta Bowl, Rose Bowl and Copa America Centenario. Additionally, he serves in the same capacity for Rojo Event Management LLC.

Minegar maintains an active role in the community and serves as a member of the Board of Directors of the Arizona Chamber of Commerce and Industry and is the past Vice Chairman of Marketing for the Board's Executive Committee as well as past Chairman of the Energy Committee. Minegar is a member of the Fiesta Bowl Board of Directors and serves on its Strategic Planning Working Group as well as the Budget & Finance and Charita-

ble Giving Committees. Additionally, he is on the Board of Directors for the Phoenix Final Four Local Organizing Committee and has previously been involved with the Arizona Organizing Committee for the 2016 College Football National Championship Game as well as the Arizona Super Bowl Host Committee.

Prior to joining the Cardinals, Minegar served as Vice President, Sales and Marketing for Anaheim Sports, Inc., a division of the Walt Disney Corporation. Originally hired to direct marketing and sales for the Anaheim Angels, Minegar ultimately assumed the additional responsibility of overseeing the marketing and sales efforts for the Mighty Ducks of Anaheim.

Minegar began his sports career with the La Crosse, WI franchise of the Continental Basketball Association serving as team President and representing the club's ownership on all league issues from 1985 to 1990. He was a two-time "Executive of the Year" recipient in the CBA as a result of the team achieving league attendance records and a CBA championship. From 1991-1995, he served as the Director of Corporate Sales for the Minnesota Timberwolves and the Target Center. Minegar left the Timberwolves to assist in the start-up of the Minnesota Moose, an expansion franchise in the International Hockey League. In his role as Vice President of Business Operations, he developed the organization's overall business and operational plan and oversaw the launch of the wildly popular Moose logo that resulted in record league merchandise and promotional sales. Upon the announcement of the NHL's return to the Twin Cities in 1997, Minegar assisted in the relocation of the IHL franchise to Winnipeg, Manitoba, then became CEO of Diamond Sports Group and was involved in acquisition projects within minor league baseball, basketball and hockey.

He earned a Bachelor of Science degree in Business Administration from the University of Wisconsin-La Crosse in 1981, and in 1984, he earned a master's degree in Business Administration from the Carlson School of Management at the University of Minnesota.

Born in Pittsburgh, PA, Minegar resides in Chandler. He and his wife, Margaret, have two children: daughter, Jenna, and son, Craig.



STEVE KEIM

COLLEGE: North Carolina State

HOMETOWN: Harrisburg, PA

YEARS NFL/CARDINALS: 20/19

GENERAL MANAGER

NOTE CARDS

- After 14 seasons working within the Cardinals personnel department, Keim was elevated to GM on January 8, 2013.
- During his first four seasons as GM the Cardinals have more wins (41) than they had in any other four-year span in team history. Only New England (50), Denver (46), Seattle (45) and Kansas City (43) have more wins than Arizona during Keim's tenure as GM.
- Arizona and New England are the only teams in the NFL that have ranked in the top-10 on both offense and defense each of the last

two seasons. In 2015, the Cardinals finished the season with the NFL's No. 1 ranked offense for the first time ever. Arizona's No. 2 ranked defense in 2016 was the team's highest dating back to the 1970 merger.

- Named Sporting News 2014 NFL Executive of the Year and earned back-to-back NFL Executive of the Year honors from the editors of Pro Football Talk (2013-14).
- In his first four seasons GM, Keim executed a total of 819 roster moves. That includes a high of 227 moves in 2016 when 32 players missed a combined 159 games due to injury.

Steve Keim was promoted to General Manager on January 8, 2013 after 14 seasons in the Cardinals organization. After the team put together 21 wins during the first two years of his tenure (2013-14), Keim received a contract extension in February of 2015 that will keep him with the team through the 2018 season.

In four seasons since his promotion, the Cardinals have posted a 41-22-1 record and Keim has developed into one of the league's most highly respected GMs. Named the 2014 Sporting News NFL Executive of the Year in a vote of NFL coaches and team executives, Keim also earned back-to-back NFL Executive of the Year honors from the editors of Pro Football Talk (2013-14).

The teams put together by Keim during his time as GM have been some of the most successful in franchise history. In 2014 the team tied the franchise record for wins in a season (11) before setting a new mark in 2015 when the Cardinals won 13 games and earned its first-ever postseason bye. The Cardinals also established team records for total offense, points scored and total TDs during the '15 season.

Arizona and New England are the only teams in the NFL that have ranked in the top-10 on both offense and defense each of the

last two seasons. In 2015, the Cardinals finished the season with the NFL's No. 1 ranked offense for the first time ever. Arizona's No. 2 ranked defense in 2016 was the team's highest dating back to the 1970 merger. The 2015 season marked the first time in 52 years the Cards finished in the top-five in both offense and defense in a single season.

Keim has worked tirelessly to build the Cardinals roster. During his first three seasons as GM (2013-15), Keim made 592 total roster moves and the team posted a 34-14 record during that span. The 2016 season was Keim's busiest yet, as he made 227 total roster moves due to a host of injuries on both sides of the ball. Arizona had 32 players combine to miss 159 total games last season, including seven of the team's Week 1 starters who ended the year on injured reserve. During his first four seasons as GM, Keim has made 819 roster moves and the team won more games (41) than in any other four-year stretch in its long history.

The 44-year old Keim originally joined Arizona in May, 1999 as a college scout in the east. He was promoted to Director of College Scouting in 2006, Director of Player Personnel in 2008, and then was promoted to Vice President, Player Personnel in May, 2012.





In his tenure with the team, Keim and the Cardinals have been commended for their successful draft classes, especially in recent years. Pro Bowlers Patrick Peterson, Larry Fitzgerald, Tyrann Mathieu, David Johnson and Justin Bethel were acquired through those drafts, as were standouts such as Markus Golden, Deone Bucannon, D.J. Humphries, John Brown and Deone Bucannon.

Another area in which Keim has had particular success in building the roster is through free agency and trades. During each of his first three offseasons as GM, Keim signed a free agent who went on to make the Pro Bowl that season (Mike Iupati, Antonio Cromartie, John Abraham). The Cardinals were the only team in the NFL to accomplish such a feat. Arizona's free agent signings under Keim include: O-linemen Jared Veldheer and Mike Iupati, DT Froste Rucker, QB Drew Stanton, CB Antonio Cromartie and LBs John Abraham and Dwight Freeney. In 2016, Keim's biggest move came when he executed a high-profile trade for Pro Bowl LB Chandler Jones, who went on to register 57 tackles, 15 tackles for loss and 11 sacks during his first season with Arizona. QB Carson Palmer, who has a 35-17-1 record as a starter in Arizona, was acquired by Keim in a trade with the Oakland Raiders in 2013.

Of the 53 players on the Cardinals roster at the end of last season, 49 were acquired by Keim during his time as GM.

Keim attended Red Land High School near Harrisburg, PA and earned a bachelor's degree in Communications from North Carolina State in 1995. A two-time all-Atlantic Coast Conference selection as a guard at N.C. State, Keim started 36 consecutive games at left guard for the Wolfpack. He was named the offensive freshman of the year in 1991 and was the ACC Player of the Week following the team's victory over Maryland in November 1994. During a standout senior season where he was also a captain, Keim was named the N.C. State offensive line MVP and won the Jim Ritcher Award for the highest graded offensive lineman in addition to being named third team All-American from Gameplan magazine.

Keim had a brief stint in pro football as a free agent with the Miami Dolphins (1996) and Edmonton Eskimos (1997) of the Canadian Football League before returning to coach at N.C. State.

He served as assistant strength and conditioning coach at his alma mater for two

years, assisted the recruiting coordinator with evaluations, and served as a liaison to NFL personnel wishing to scout Wolfpack football players.

Keim resides in Chandler, AZ with his wife, Kimberly, daughter Sloane, and sons Carson, Brady and Warner.



2017 NATIONAL FOOTBALL LEAGUE CALENDAR

Aug. 3 – Cardinals vs. Cowboys, Hall of Fame Game, Canton, OH
 Aug. 3-6 – Hall of Fame Weekend, Canton, OH
 Aug. 12 – Cardinals preseason home opener vs. Oakland
 Sept. 2 – Roster cutdown to a maximum of 53 players
 Sept. 3 – Teams may establish Practice Squad of 10 players
 Sept. 7-11 – Kickoff 2017 weekend
 Sept. 10 – Cardinals at Lions (Regular Season Opener)
 Dec. 31 – Cardinals at Seahawks (Regular Season Finale)
 Jan. 28, 2018 – Pro Bowl, Camping World Stadium Orlando (ESPN)
 Feb. 4, 2018 – Super Bowl LII, U.S. Bank Stadium, Minnesota (NBC)
 Feb. 27, 2018 – NFL Combine begins, Lucas Oil Stadium, Indianapolis, IN
 Mar. 14, 2018 – The 2017 League Year and Free Agency begins
 Apr. 26-28, 2018 – NFL Draft (site TBD)



UPCOMING SUPER BOWLS

February 3, 2019
 February 2020
 February 2021

Super Bowl LIII
 Super Bowl LIV
 Super Bowl LV

Atlanta
 South Florida
 Tampa



BRUCE ARIANS

COLLEGE: Virginia Tech

HOMETOWN: York, PA

YEARS NFL/CARDINALS: 25/5

DOB: October 3, 1952 in Paterson, NJ

HEAD COACH

NOTE CARDS

- Became an NFL head coach for the first time when hired by Arizona on January 17, 2013.
- Named the Associated Press Coach of the Year after leading the Cardinals to an 11-5 record and a berth in the postseason in 2014. It marked the second time in three years Arians was awarded NFL Coach of the Year honors (Indianapolis, 2012) and he became the first coach in NFL history to be named Coach of the Year multiple times in a three-year span with multiple teams.
- Ranks third in Cardinals history with 41 wins as head coach. His 41 wins are the most by any head coach in franchise history over a four-year span.
- Has compiled a 50-25-1 record serving as a head coach; he was 9-3 as an interim head coach with Indianapolis in 2012 and is 41-22-1 in four seasons with the Cardinals. Only three NFL head coaches have more wins in their last 76 games: Bill Belichick (60), Pete Carroll (54) and Mike McCarthy (51).
- Under Arians, the Cardinals tied the then-franchise record with 11 wins in 2014 before establishing a new franchise record for wins (13) in 2015.
- In 2015, the Cardinals won the NFC West for the first time since 2009, had their first-ever postseason bye and advanced to the NFC Championship for the second time in team history.
- Arizona established a franchise single-season record with seven road wins during the 2015 season. In 2014 Arizona finished the regular season with a 7-1 record at home, the most home wins for the franchise in a season since 1925 (11).
- In August of 2016 was selected by Commissioner Roger Goodell to serve on the NFL's Competition Committee, which annually reviews rules proposals and makes recommendations for changes to current rules.
- In February of 2016, was honored with the "Game Ball Award" from the Fritz Pollard Alliance in recognition of the Cardinals success on the field and Arians' commitment to extending opportunities to minorities in the NFL. In April of '16, received the Voice of Women Award from the Arizona Foundation for Women in recognition of his advocacy for needy children and his no-tolerance policy for domestic violence.
- Arians came to AZ with 20 years of experience as an NFL assistant coach with five different teams: Indianapolis (2012; 1998-2000), Pittsburgh (2004-11), Cleveland (2001-03), New Orleans (1996), and Kansas City (1989-92).
- At the age of 30, was named head coach at Temple University and spent six seasons (1983-88) there. Also worked as an assistant coach at the collegiate level for 10 seasons with Virginia Tech (1977), Mississippi State (1978-80; 1993-95), and Alabama (1981-82; 1997).

Bruce Arians was named Arizona's head coach on January 17, 2013 when he signed a four-year contract with a team option for a fifth. After earning 2014 NFL Coach of the Year honors for the second time (2012 with Indianapolis) in three years, Arians received a contract extension in February of 2015 that will keep him with the team through the 2018 season.

ARIZONA: During his first four seasons with the Cardinals, Arians has led the team to a 41-22-1 record. Following a 10-6 campaign during his first season at the helm in 2013, Arians led the team to an 11-5 mark and an appearance in the postseason in 2014 on his way to being named the Associated Press Coach of the Year for the second time in three seasons (Indianapolis, 2012). In 2015 Arians led the Cardinals to a franchise single-season record 13 wins on their way to their first NFC West title since 2009, their first-ever postseason bye and an appearance in the NFC Championship Game.

The Cardinals have more wins during Arians' tenure (41) than they had in any four-year span in franchise history. Only four teams - New England (50), Denver (46), Seattle (45) and Kansas City (43) have more wins than Arizona in the last four seasons.

Arians' 41 wins represent the third-most in franchise history, and he needs just nine wins to pass Ken Whisenhunt (49) for the franchise all-time record.

In the last two seasons the Cardinals have posted the #1 (489 in 2015) and #4 (418 in 2016) single-season point totals in franchise history. Arizona has also ranked in the top-10 in both offense and defense in each of the last two seasons, joining New England as the only teams in the NFL to accomplish that feat.

In 2015, the Cardinals won their first division title since 2009 after setting a franchise record with 13 wins in the regular season. Arizona secured a first round bye in the postseason for the first time in team history and won the seventh playoff game in franchise history (26-20 vs. Green Bay in the Divisional round) en route to its second ever NFC Championship Game appearance. The Cardinals finished the regular season with the No. 1 ranked offense in the NFL for the first time in franchise history and established franchise single-season records for points (489), TDs (59), total net yards (6,533) and first downs (373). Arizona also established franchise records for road wins (7) and points on the road (262) in 2015.

In 2014, the Cardinals tied the then-franchise record for wins in a season (11) and earned the team's first postseason berth since 2009 despite 21 different players missing a combined 109 games due to injury, including 14 games by QBs Carson Palmer and Drew Stanton. In a sign of the Cardinals resilience under Arians that season, the Cardinals set a franchise record and tied the Pittsburgh Steelers for the NFL lead with nine come-from-behind victories.



During his first season with the Cardinals in 2013, the team finished with a 10-6 record after winning seven of its final nine games. Arizona doubled its win total from 2012 and the five-win improvement equaled the best single-season turnaround in team history in a 16-game season. Among all-time Cardinals coaches, only Norm Barry (11 in 1925) had more wins in his first season than Arians. Offensively, the team's overall league ranking improved from 32nd to 12th while the defense went from 12th to 6th and finished No. 1 against the run. The 1,351 rushing yards allowed were the fewest ever by a Cardinals team in a 16-game season.

INDIANAPOLIS: Arians came to AZ after one season with the Colts. In addition to offensive coordinator, he served 12 games as interim head coach while Chuck Pagano was treated for leukemia. Arians was selected as the 2012 AP NFL Coach of the Year after leading the Colts to a 9-3 record and a playoff berth while tying the NFL record for most wins ever by an interim coach.

Indy's nine-win improvement (2-14 to 11-5) matched the third-largest single-season turnaround in NFL history. The Colts went through the 2012 season without consecutive losses and were 9-1 in games decided by one score or less.

Arians helped the Colts rank 10th in the NFL (362.4 ypg) in total offense and 7th in passing (258 ypg) and featured rookies that combined for 3,108 yards rushing and receiving, the most of any team since the 1970 AFL-NFL merger according to STATS LLC. The Colts completed 65 passes of 20 yards or more that season, ranking third in the NFL (Detroit-67, New Orleans-66).

CARDS UNDER ARIANS

- His 41 wins are more than any head coach in Cardinals history through any four-year span and only four teams - New England (50), Denver (46), Seattle (45) and Kansas City (43) - have more wins than Arizona in the last four seasons.
- In 2014 became just the second coach in franchise history (Don Coryell, 1974) to be named the Associated Press Coach of the Year.
- In 2015 Arians led the Cards to their first division title since 2009, their first-ever postseason bye and their second-ever appearance in the NFC Championship Game.
- In the last two seasons the Cardinals have posted the #1 (489 in 2015) and #4 (418 in 2016) single-season point totals in franchise history.
- In 2015 the Cardinals had the #1 offense in the NFL for the first time in franchise history. Arizona has ranked in the top-10 in both offense and defense in each of the last two seasons.

Rookie QB Andrew Luck, the first overall selection in the 2012 draft, made the Pro Bowl and set NFL rookie single-season records for the most passing yards (4,374), most attempts (627) and 300-yard passing games (six). He also set the NFL single-game rookie record for most passing yards (433, 11/4 vs. Miami). Luck finished third on the NFL's rookie list for TD passes (23) and set the franchise record for rushing TDs by a quarterback (five). His passer rating of 76.5 also was a franchise rookie record. He led the Colts on seven game-winning drives in the fourth quarter or OT, the most by a rookie QB since the 1970 merger.

WINNING RESULTS

The victory over the Los Angeles Rams in the 2016 season finale was **Bruce Arians'** 41st win as head coach in Arizona. He sits alone in third place on the franchise all-time wins list.

Arians needs just one more win to tie 2017 Hall of Fame finalist Don Coryell (42) for second place on the franchise all-time wins list.


Franchise History – Wins by Head Coach

Rnk	Coach (Years)	Wins
1	Ken Whisenhunt (2007-12)	49
2	Don Coryell (1973-77)	42
3	Bruce Arians (2013-16)	41
4	Jim Hanifan (1980-85)	39
5t	Charley Winner (1966-70)	35
5t	Jimmy Conzelman (1940-42, 46-48)	35

The win in the finale at Los Angeles also marked the Cardinals 18th road win under Arians. His 18 road wins are tied for third-most in team history. Arizona has an 18-14 record on the road under Arians.

Franchise Record – Road Wins By Head Coach

Rnk	Coach	Wins
1t	Don Coryell	19
1t	Jimmy Conzelman	19
3t	Bruce Arians	18
3t	Jim Hanifan	18
5	Wally Lemm	16



ARIANS IN 76 GAMES AS HEAD COACH

Arians is 19 games over .500 as the Cardinals head coach (41-22-1) in the regular season. Including his 9-3 record as an interim head coach with Indy in 2012, he is 25 games over .500 as an NFL head coach (50-25-1). Among active head coaches, only Bill Belichick (60), Pete Carroll (54) and Mike McCarthy (51) have more wins than Arians (50) in his last 76 games.

NFL Head Coaches In Their Last 76 Games

W-L	Coach (Team)
60-16	Bill Belichick (New England)
54-21-1	Pete Carroll (Seattle)
51-24-1	Mike McCarthy (Green Bay)

W-L	Coach (Team)
50-25-1	Bruce Arians (Arizona/Indianapolis)
45-29-2	Marvin Lewis (Cincinnati)
45-31	John Fox (Chicago/Denver)



INCREDIBLE INTERIM IN INDY

- Named the 2012 AP NFL Coach of the Year after serving 12 games as Indy's interim head coach while Chuck Pagano was treated for leukemia.
- Was named both "Coach of the Year" and "Assistant Coach of the Year" by Pro Football Weekly & the Pro Football Writers of America, becoming the first individual to win the awards in the same year.
- Arians and Pagano shared "Coach of the Year" honors from the Maxwell Club in Philadelphia and were named "AFC Coach of the Year" at the NFL 101 Awards in Kansas City.



- Led the Colts to a 9-3 record in his 12 games and helped Indianapolis clinch a playoff berth while tying the NFL record for most wins ever by an interim coach.
- Led the Colts to a 9-3 record in his 12 games and helped Indianapolis clinch a playoff berth while tying the NFL record for most wins ever by an interim coach.
- Indy's nine-win improvement from 2011 (2-14 to 11-5) matched the third-largest single-season turnaround in NFL history.
- Rookie QB Andrew Luck set an NFL rookie record with 4,374 passing yards en route to a Pro Bowl selection.

PITTSBURGH: Prior to Indy, Arians spent eight seasons with the Steelers, five as offensive coordinator (2007-2011) and three as wide receivers coach (2004-2006). During his tenure as offensive coordinator, the Steelers had a 55-25 record, tying the Packers for the second-best mark in the NFL in that span. Pittsburgh won three AFC North Division titles, two AFC Championships and earned a victory in Super Bowl XLIII over the Cardinals. Arians was also part of the Steelers Super Bowl XL win as the team's wide receivers coach.

Arians was instrumental in the development of Steelers quarterback Ben Roethlisberger, helping him become the second-youngest quarterback to win two Super Bowls (26 years, 336 days). In 2007, Roethlisberger was selected to his first Pro Bowl and broke Terry Bradshaw's team record for touchdown passes in a season (32). Roethlisberger also finished that season with a team-record passer rating of 104.1.

In 2009, the Steelers offense became the first in team history to boast a 4,000-yard passer (Roethlisberger), two 1,000-yard receivers (Santonio Holmes, Hines Ward) and a 1,000-yard rusher (Rashard Mendenhall) in the same season. The team also broke franchise records for passing first downs (210) and passes completed (351).

Arians also helped Ward develop into one of the top receivers in the game. In his eight seasons with Arians, Ward was selected to the 2004 Pro Bowl and was named Super Bowl XL MVP after finishing with 123 receiving yards and a touchdown. Ward also became the Steelers all-time

leader in receptions, receiving yards and TDs. In 2010, Ward became the first receiver in Steelers history and fifth in NFL history to reach 11,000 career receiving yards.

In his first season in Pittsburgh (2007), Arians helped the Steelers rank third in the NFL in rushing (2,168 yards) and running back Willie Parker finished fourth in the league with 1,316 rushing yards that season and was selected to the Pro Bowl.

MORE NFL COACHING CAREER: Prior to joining the Steelers, Arians spent three seasons (2001-2003) as offensive coordinator for the Cleveland Browns. In 2002 under his guidance, the Browns scored their most points (344) since 1987 and also improved in virtually every major offensive category.

In his first of what would be two stints with the Colts, Arians spent 1998-2000 as the team's quarterback coach, working under offensive coordinator Tom Moore. Arians tutored Peyton Manning in his first three seasons in the league and helped him earn Pro Bowl nods in his second and third seasons (1999-2000). In 2000, Manning set then team single-season records for passing yards (4,413), completions (357), 300-yard games (5), and touchdown passes (33). The 33 TD passes broke the mark established by Johnny Unitas in 1959.

Arians' first job in the NFL was with Kansas City as the team's running backs coach for four seasons (1989-92). With the Chiefs, Arians tutored running back Christian Okoye, who was selected to two Pro Bowls (1989, 1991).

COACH OF THE YEAR

Bruce Arians was named the Associated Press 2014 NFL Coach of the Year after leading the Cardinals to an 11-5 record and a berth in the postseason.

It marked the second time in three years Arians was awarded NFL Coach of the Year honors (Indianapolis, 2012) and he became the first coach in NFL history to be named Coach of the Year multiple times in a three-year span with multiple teams.

Arians is one of 12 coaches in NFL history to win the award multiple times and the sixth to be honored with multiple teams. He is also one of just six coaches in NFL history to earn AP Coach of the Year honors twice in a three-year span.

Multiple Coach of the Year Award Winners

COY Coach (Teams and Years)

- 4 **Don Shula** (1972 Miami, 1968, 1967*, 1964 Baltimore)
- 3 **Bill Belichick** (2010, 2007, 2003 New England)
- 3 **Chuck Knox** (1984 Seattle, 1980 Buffalo, 1973 LA Rams)
- 2 **Bruce Arians** (2014 Arizona, 2012 Indianapolis)
- 2 **Ron Rivera** (2015, 2013 Carolina)
- 2 **Dan Reeves** (1998 Atlanta, 1993 NY Giants)
- 2 **Bill Parcells** (1994 New England, 1986 NY Giants)

COY Coach (Teams and Years)

- 2 **Mike Ditka** (1988, 1985 Chicago)
 - 2 **Joe Gibbs** (1983, 1982 Washington)
 - 2 **George Allen** (1971 Washington, 1967* LA Rams)
 - 2 **George Halas** (1965, 1963 Chicago)
 - 2 **Allie Sherman** (1962, 1961 NY Giants)
- *1967 co-winners Shula and Allen
+Coaches in bold have won with multiple teams

In 2012, Arians was named NFL Coach of the Year after serving 12 games as the Colts interim head coach while Chuck Pagano was treated for leukemia. He led the Colts to a 9-3 record and a playoff berth while tying the NFL record for the most wins ever by an interim coach.

Recent AP NFL Coach of the Year Winners

Year	Coach (Team)
2016	Jason Garrett (Dallas)
2015	Ron Rivera (Carolina)
2014	Bruce Arians (Arizona)

Year	Coach (Team)
2013	Ron Rivera (Carolina)
2012	Bruce Arians (Indianapolis)
2011	Jim Harbaugh (San Francisco)



Okoye led the league in both rushing attempts (370) and rushing yards (1,480) during the 1989 season and also rushed for 1,031 yards in 1991. Arians spent the '96 season in New Orleans as the Saints tight ends coach.

COLLEGE COACHING CAREER: Arians began his coaching career in 1975 as a graduate assistant at his alma mater Virginia Tech and then was elevated to running backs coach. From 1978-80, he coached RBs and WRs at Mississippi State before moving within the SEC to Alabama where he worked under legendary coach Paul "Bear" Bryant. He coached Crimson Tide running backs for two seasons (1981-82) before becoming one of the youngest head coaches in Division I history when Temple University hired him in 1983 at the age of 30. He spent six seasons (1983-88) coaching the Owls but was let go following the

1988 season. Eight stops and two-plus decades later he became a head coach again when he earned the job in Arizona in 2013.

PERSONAL: As a collegiate quarterback at Virginia Tech (1972-74) Arians was voted the team's MVP as a senior. He finished his college career with 78 completions on 174 attempts for 1,270 yards, six touchdowns and eight interceptions in addition to rushing for 539 yards and 14 touchdowns on 135 carries. Arians set a school single-season record for rushing TDs by a QB with 11 in 1974.

A native of Paterson, NJ, Arians grew up in York, PA where he met his wife, Christine. The couple has two children - son, Jake, and daughter, Kristi Anne - as well as a granddaughter, Presley and a grandson, Aiden.

BRUCE ARIANS COACHING BREAKDOWN

Year	School/Team	Position
1975-76	Virginia Tech	Graduate Assistant
1977	Virginia Tech	Running Backs
1978-80	Mississippi State	Running Backs/Wide Receivers
1981-82	Alabama	Running Backs
1983-88	Temple	Head Coach
1989-92	Kansas City Chiefs	Running Backs
1993-95	Mississippi State	Offensive Coordinator
1996	New Orleans Saints	Tight Ends
1997	Alabama	Offensive Coordinator
1998-2000	Indianapolis Colts	Quarterbacks
2001-03	Cleveland Browns	Offensive Coordinator
2004-11	Pittsburgh Steelers	Offensive Coordinator/Wide Receivers
2012	Indianapolis Colts	Offensive Coordinator/Interim Head Coach
2013-	ARIZONA CARDINALS	HEAD COACH

CARDINALS IN THE COMMUNITY

In 2013, **Bruce and Christine Arians** created the Arians Family Foundation (AFF) with the goal of helping to prevent the abuse and neglect of children. Through her work as a family-law attorney, Christine has worked with Court Appointed Special Advocates (CASA) to help ensure that children involved in the court system as a result of abuse or neglect by their families received the help they need. With the motto "A Voice For Children," Bruce and Christine carry on the work they both hold so close to their hearts—helping provide a future for children to live where they feel safe and loved.

During its first year, the foundation developed a number of cornerstone events, including the annual Georgia Celebrity Golf Classic. The inaugural event was held in June of 2013 at Great Waters Golf Club in Reynolds Plantation, GA. This past June marked the fifth year of the event when it was held at the Oconee Golf Course in Reynolds Plantation.



In March of 2017, Arians was featured on local billboards and in a television ad campaign for CASA. The ads were in support of Arians' "Red Flag Challenge" initiative, which aimed to recruit at least 100 new CASA volunteers in the state of Arizona.

In April of '14, the AFF held its "Superhero Walk-Run" at Kiwanis Park in Tempe, AZ. Participants were encouraged to dress up as their favorite superhero for a 5K fun run and walk to benefit CASA and the child welfare system in Arizona. In November of '13, the AFF hosted the "Putt Putt 4 Purpose Celebrity Golf Challenge" at GolfLand in Mesa, AZ, in which Cardinals coaches, players, and others played rounds of putt putt golf to help support the foundation.

The AFF has also benefited through the sales of Arians inspired t-shirts and hats. The "Coach" t-shirt is all red with a graphic of Arians' signature look designed by Arizona company State Forty Eight. For every "Coach" t-shirt sold, \$5 is donated to the AFF. New Era has also helped support the AFF through sales of an Arians inspired signature hat that fans can buy with a portion of the proceeds benefiting the foundation. In 2016, the AFF and New Era launched the sale of a new derby hat through a partnership with Just Sports Sporting Goods store.

For more information about the Arians Family Foundation, please visit <http://www.ariansfamilyfoundation.com/>





TOM MOORE

COLLEGE: Iowa

HOMETOWN: Owatonna, MN

YEARS NFL/CARDINALS: 39/5

DOB: November 7, 1938

ASSISTANT HEAD COACH/OFFENSE

NOTE CARDS

- Joined the Cardinals on 1/21/13 when he became Arizona's assistant head coach/offense.
- Enters his 39th season as an NFL assistant. Only Tennessee's Dick LeBeau (45th season) has more experience among active NFL coaches.
- Combined with 13 years of coaching experience at the collegiate level and one year in the World Football League, Moore enters his 53rd year of coaching in 2017.
- One of three individuals (Dick LeBeau and Dante Scarnecchia) who were honored with the Paul "Dr. Z" Zimmerman Award by the Professional Football Writers of America (PFWA) in 2015. The award is given for lifetime achievement as an assistant coach in the NFL.
- During Moore's 38 seasons in the NFL, his teams have earned 24 postseason appearances, 15 division titles and four Super Bowl appearances (three wins).
- Has coached Hall of Famers Lynn Swann, John Stallworth, Terry Bradshaw, Franco Harris, Mike Webster, Barry Sanders, Marshall Faulk, Randall McDaniel, Cris Carter and Marvin Harrison, and has worked under Hall of Fame coaches Chuck Noll and Tony Dungy.
- Under his guidance, a total of 26 different NFL players have earned a combined 67 Pro Bowl selections.
- During his time as an offensive coordinator in the NFL, his players led the league in rushing yards (3x), receiving yards (3x), passing yards (2x), yards from scrimmage (2x), receptions (3x), receiving TDs (once), passing TDs (3x) and passer rating (3x).
- Arizona had the #1 offense in the NFL in 2015 for the first time in franchise history and set team single-season records for points (489), TDs (59), TD passes (35), total net yards (6,533), first downs (373) and first downs passing (237).
- Coached Peyton Manning for 13 seasons (1998-2010), helping him set Colts franchise records with 54,828 passing yards, 399 touchdowns and 4,682 completions (which all ranked in the top-five in league history) and set an NFL record with four of his five MVP Awards (2003-04, 2008-09).
- RB's David Johnson (15 games in 2016) and Edgerrin James (13 games in 2005) are the only two players in NFL history to have at least 13 consecutive games to start a season with 100+ yards from scrimmage, and Moore coach both of them.
- Only four times in NFL history has a team had two players record 100+ receptions in a single season. Moore served as the offensive coordinator for two of those teams—Indianapolis, 2009 (Reggie Wayne, 100; Dallas Clark 100) and Detroit, 1995 (Herman Moore, 123; Brett Perriman, 108).
- His 1999 unit had Manning with 4,135 yards, James with 1,553 yards and wide receiver Marvin Harrison with 1,663 yards, marking only the second NFL offense ever with 4,000-1,500-1,500 performers. The only other team to do that was Detroit in 1995 and their offensive coordinator was Tom Moore.
- In May of 2014, was inducted into the Pennsylvania Sports Hall of Fame (Western Chapter) in recognition of his 13 seasons as an assistant coach with the Pittsburgh Steelers.

One of the league's most experienced assistant coaches, Tom Moore enters his 39th NFL season and fifth in Arizona after he joined the team as assistant head coach/offense on 1/21/13. With a career that dates back to 1961 at his alma mater, the University of Iowa, Moore enters his 53rd season as a coach in 2017.

Moore came to Arizona in 2013 after spending the 2011 season as an offensive consultant with the NY Jets and the final five weeks of the 2012 campaign in the same capacity with the Tennessee Titans.

Arizona finished the 2016 season with 418 points, the fourth-best total in team history, while having the #9 ranked offense in the NFL. It was the second straight

season the Cardinals had a top-10 offense. RB David Johnson set franchise records and led the NFL with 2,118 scrimmage yards (1,239 rushing, 879 receiving) and 20 touchdowns while being selected to his first Pro Bowl and being named first-team All-Pro. WR Larry Fitzgerald was selected to his team record 10th Pro Bowl after leading the NFL with 107 receptions (1,023 yards), the second time he led the league in receptions (2005). Fitzgerald became the first player in NFL history to lead the league in receptions at least 11 years apart. It was his fourth career 100-catch season, tied for the fourth most in NFL history, and his eighth 1,000-yard receiving season, the most in franchise history.



In 2015, the Cardinals had the top-ranked offense in the NFL for the first time in franchise history and established single-season records for points (489), TDs (59), TD passes (35), total net yards (6,533), first downs (373) and first downs passing (237). QB Carson Palmer set franchise records with 4,671 passing yards, 35 TD passes and a 104.6 QB rating and was named to the Pro Bowl. Fitzgerald had a team-record 109 receptions and was selected to his ninth Pro Bowl while Johnson set a Cardinals rookie record with 13 TDs while totaling 1,636 all-purpose yards.

In 2014, Palmer became the first Cardinals quarterback to win each of his first six starts in a season since Jim Hart (7) in 1974. In his first season in Arizona in 2013, Palmer threw for 4,274 yards, becoming the first player in NFL history to throw for 4,000+ yards with three different teams.

From 1998-2010, Moore helped coordinate a record-breaking offense in Indianapolis that was among the NFL's most prolific attacks. After 12 seasons as the offensive coordinator (1998-09), Moore served as the team's senior offensive assistant in 2010. During those 13 seasons, the Colts offense ranked among the NFL's top five in nine different seasons, five times it led the league in third down conversions, eight times it ranked in the NFL's top three in scoring and seven times it ranked first in fewest sacks allowed. The passing attack ranked in the top five 11 times and never finished lower than sixth during that span. The Colts produced the 10 highest net yardage seasonal totals in club history and topped 5,000 total yards in a franchise-record 13 straight seasons. The club set a franchise seasonal record with 429 points in 2000, then bested the mark in 2003 (447) and again in 2004 (522). Indianapolis amassed 400+ points in 10 of the 13 seasons Moore was with the team. The club scored 522 points in 2004, then the fifth-highest seasonal total in NFL history, while the Colts set a club single-season mark with 66 touchdowns. They had a 4,000-yard passer and a 1,000-yard rusher and receiver in the same season seven times (1999-2001, 03-04, 06-07), becoming the first team in NFL history to accomplish the feat in three consecutive seasons (1999-01). Under Moore's watch, nine different offensive players combined for 37 total Pro Bowl selections.

Moore arrived in Indianapolis the same season as Peyton Manning (1998), and under his tutelage Manning went on to earn 11 Pro Bowl selections, six first-team All-Pro nods and became one of the greatest quarterbacks in NFL history. In their 13 years together, Manning set Colts franchise records with 54,828 passing yards, 399 TDs, 4,682 completions (which all ranked in the top five in league history) and won an NFL-record four of his five career MVP Awards (2003-04, 2008-09). He is the only player to have 3,000+ yards and 25+ TD passes in his first 13 seasons, and he led the NFL in passing yards twice, in passing TDs three times and in passer rating three times. He started the first 208 regular season games of his career, the most in NFL history by any player, and became the only player in the Super Bowl era with 11 double-digit victory seasons and the only player with nine straight seasons with 10+ starting wins.

He threw for 4,000+ yards an NFL-record 11 times and tied Dan Marino's NFL record with 63 300-yard

passing performances. In 2004, Manning posted one of the greatest seasons in NFL history by a quarterback, throwing for 4,557 yards and establishing then-NFL records with 49 TD passes and a 121.1 passer rating. During his time with Moore in Indianapolis, Manning produced the 13 best seasons in franchise history in completions and yards, the 12 best seasons in attempts, 12 of the 13 best seasons in completion percentage and 13 of the 15 best seasons in TD passes.

Also during Moore's tenure with the Colts, WR's Marvin Harrison and Reggie Wayne became the two most prolific pass catchers in team history and one of the most formidable tandems in the NFL. Harrison went to eight straight Pro Bowls (1999-06), surpassing 80 receptions and 1,100 yards in all eight of those seasons, including an NFL single-season record 143 catches in 2002 and was inducted into the Pro Football Hall of Fame in 2016. Wayne, who joined the Colts as the team's first round pick in 2001, developed into one of the NFL's best WRs with seven straight seasons of 75+ catches and 1,000 receiving yards from 2004-10 and was selected to five straight Pro Bowls (2006-10). Moore also coached RB Edgerrin James from 1999-2005, as James set Colts franchise records with 9,226 yards, 64 rushing TDs and 49 100-yard games on his way to four Pro Bowl selections (1999-2000, 2004-05). He was a finalist for the Pro Football Hall of Fame in 2015 and 2016. James and Harrison topped 100 yards in their respective categories in the same game 22 times, the most by any tandem in NFL history. In 2000, Manning (passing yards) and James (rushing yards) led the NFL in their respective categories, marking only the second time in NFL history (1937, Washington QB Sammy Baugh and RB Cliff Battles) one team had the passing and rushing champion. Manning (11), Harrison (8), Wayne (5), Jeff Saturday (5) and James (4) earned multiple Pro Bowl bids during Moore's tenure. James also won two NFL rushing titles (1999, 2000).

Moore entered the NFL coaching ranks with the Pittsburgh Steelers in 1977 where he coached for 13 seasons. In that span, Moore coached wide receivers (1977-82) before assuming the role of offensive coordinator and quarterbacks coach (1983-89). He helped the Steelers to victories in Super Bowl XIII (35-31 over Dallas) and Super Bowl XIV (31-19 over Rams). During his six seasons as wide receivers coach in Pittsburgh, Moore coached future Hall of Famers Lynn Swann and John Stallworth, both of whom earned multiple Pro Bowl selections under Moore. As offensive coordinator, Moore also helped tutor future Hall of Famers including Terry Bradshaw, Franco Harris and center Mike Webster, who went to the Pro Bowl five times during Moore's tenure. In seven seasons at the helm of the Pittsburgh offense, the team piled up over 5,000 yards in four different seasons.

Following his tenure in Pittsburgh, Moore joined the Minnesota Vikings (1990-93), serving as assistant head coach/quarterbacks (1990), assistant head coach/offensive coordinator (1991) and wide receivers coach (1992-93). It was under Moore's guidance that future Hall of Famer Cris Carter earned his first Pro Bowl selection in 1993 after setting then-career marks for receptions (86) and receiving yards (1,071). He then joined Detroit as quarterbacks coach (1994) before being promoted to offensive coordinator



(1995-96). During that three-year span, Barry Sanders ran for nearly 5,000 yards (5.2 yard avg.). In 1995, Detroit led the NFL in total offense (6,113 yards) and became the first NFL team to have two receivers post 100+ receptions (Herman Moore, 123; Brett Perriman, 108). The 3,174 combined yards by Moore and Perriman set an NFL single-season record for receiving yards by a tandem. Herman Moore posted career-highs in receptions (123), receiving yards (1,686) and receiving TDs (14). Following his tenure in Detroit, Moore spent one season in New Orleans as the Saints running backs coach (1997).

He began his coaching career at his alma mater, Iowa, serving as the freshmen coach (1961-62). Following a two-year stint serving in the United States Army (1963-64) where he coached a division team in Korea and the post team at Fort Benning, GA, Moore worked as offensive backfield coach at Dayton from 1965-68.

He then was the offensive coordinator at Wake Forest (1969) and offensive backfield coach at

Georgia Tech (1970-71) before coaching quarterbacks at the University of Minnesota (1972-73). Following one season (1974) in the World Football League with the New York Stars working with quarterbacks and wide receivers, Moore returned to the University of Minnesota as offensive coordinator (1975-76).

After earning All-American honors as a quarterback at Rochester (MN) High School, Moore played at Iowa (1957-60), winning a Big 10 title in 1958 and earning a share of another in 1960. He earned a bachelor's degree in History at Iowa and a master's degree in Guidance Counseling at Dayton. In 2005, Moore was inducted into the Rochester, Minnesota Sports Hall of Fame. In May of 2014, he was inducted into the Pennsylvania Sports Hall of Fame (Western Chapter) in recognition of his 13 seasons as an assistant coach with the Pittsburgh Steelers.

Moore and his wife Emily, have two children, daughter, Terry, and son, Dan.

TOM MOORE COACHING BREAKDOWN

Year	School/Team	Position
1961-62	University of Iowa	Freshmen Coach
1965-68	University of Dayton	Offensive Backfield/Wide Receivers
1969	Wake Forest	Offensive Coordinator
1970-71	Georgia Tech	Offensive Backfield
1972-73	University of Minnesota	Offensive Coordinator
1974	New York Stars (WFL)	Offensive Assistant
1975-76	University of Minnesota	Offensive Coordinator
1977-89	Pittsburgh Steelers	Wide Receivers/QBs/Offensive Coordinator
1990-93	Minnesota Vikings	Assistant Head Coach/Offensive Coordinator/Quarterbacks/Wide Receivers
1994-96	Detroit Lions	Offensive Coordinator/Quarterbacks
1997	New Orleans Saints	Running Backs
1998-2010	Indianapolis Colts	Offensive Coordinator/Sr. Offensive Assistant
2013-	ARIZONA CARDINALS	ASSISTANT HEAD COACH/OFFENSE

CARDINALS HOST SECOND ANNUAL HIGH SCHOOL FOOTBALL COACHES CLINIC

Head coach **Bruce Arians** along with members of his coaching staff hosted the second annual "Arizona Cardinals High School Football Coaches Clinic" fueled by Gatorade in April at the team's Tempe Training Facility.



COACHES CLINIC

Arians and assistants from his staff – including coordinators Harold Goodwin (offense), James Bettcher (defense) and Amos Jones (special teams) – participated in the free clinic to discuss the team's coaching philosophies during a full day of film and classroom study with 125 coaches from 80 high schools throughout the state of Arizona.

Following opening remarks from Arians, the morning session went over coaching philosophies on all levels of defense, including the defensive line, linebackers and the secondary. Following lunch, there was a presentation to the high school coaches by Dr. Javier Cardenas of the Barrow Neurological Institute. Cardenas is one of the nation's foremost experts on the diagnosis and treatment of concussions and other forms of brain injuries. The afternoon session focused on offense and special teams, with discussions on offensive line play and quarterback development along with breakdowns of the wide receiver, running back and tight end position groups.



JAMES BETTCHER

COLLEGE: University of St. Francis (IN)

HOMETOWN: Lakeville, IN

YEARS NFL/CARDINALS: 6/5

DOB: May 27, 1978

DEFENSIVE COORDINATOR

NOTE CARDS

- Promoted to Cardinals defensive coordinator on 2/4/15 after spending the previous two seasons coaching Arizona's outside linebackers.
- The Cardinals finished last season with the NFL's #2 ranked defense after having the #5 ranked defense in Bettcher's first season as defensive coordinator in 2015. It is the first time in team history the Cardinals have gone consecutive seasons with one of the league's top-five defenses. The #2 ranking in 2016 is the top defensive ranking in franchise history.
- The Cardinals led the NFL with 48 sacks last season, the third-highest total in team history. Arizona had two players (Markus Golden-12.5, Chandler Jones-11) with double-digit sacks in a single season for just the third time in team history (1983-84).
- In the last two seasons (2015-16) the Arizona defense scored nine TDs (6 INT, 3 Fumble). Only Kansas City (11) had more defensive TDs in that span.
- In 2015, the Cardinals defense finished ranked #5 in the NFL while also forcing 33 takeaways, the second-best total in the NFL.
- First worked with Colts head coach Chuck Pagano as a defensive assistant at the University of North Carolina when Pagano was the defensive coordinator and Butch Davis was the head coach.
- Away from the field, Bettcher has made an impact in the Phoenix community when he and his wife, Erica, were given the Lifesaver Award in April of 2017 from the City of Chandler Fire, Health and Medical for their quick actions to free a child trapped under a car.

James Bettcher enters his fifth season with the Cardinals and third as defensive coordinator after he was promoted on 2/4/15. He spent his first two seasons with the Cardinals coaching outside linebackers after originally joining the staff on 2/5/13. The 39-year old Bettcher is in his sixth season in the NFL after coaching the Colts outside linebackers in 2012.

In Bettcher's first two seasons as defensive coordinator, he led Arizona's defense to a top-five ranking in consecutive seasons for the first time in team history. The Cardinals #2 ranked defense in 2016 is the team's highest defensive ranking in franchise history. That followed up Arizona's #5 defense ranking in 2015.

Arizona led the NFL with 48 sacks in 2016, the third-highest total in team history. OLB's Markus Golden (12.5) and Chandler Jones (11) each had double-digit sacks, marking just the third time in team history (1983-84) the Cardinals had multiple players with double-digit sacks in a season. Golden's 12.5 sacks are the most sacks by a LB in team history. DT Calais Campbell led the defensive line with eight sacks, his team-record seventh career season with at least six sacks. CB Patrick Peterson was selected to his sixth consecutive Pro Bowl selection and fifth straight selection at cornerback while Jones was selected as an alternate.

During Bettcher's first season as defensive coordinator in 2015, the Cardinals ranked second in the NFL with 33 total takeaways and tied Kansas City for the league lead with six defensive TDs. Arizona also

ranked sixth in run defense (91.3 ypg) and seventh in points allowed per game (19.6) that season. Peterson, Campbell and S Tyrann Mathieu were selected to the Pro Bowl and Peterson and Mathieu were both named first-team All-Pro. Arizona ranked sixth in run defense (91.3 ypg) and seventh in points allowed per game (19.6).

As outside linebackers coach in 2014, Bettcher tutored OLB Alex Okafor who had a team-leading eight sacks in just 13 games. Arizona's defense allowed just 18.7 points per game, the fifth-lowest average in the league, while allowing 20 points or fewer in an NFL-high 13 games. The Cardinals defense allowed just 299 points, the first time the team has allowed fewer than 300 points in a season since 1994 (267).

In his first season in Arizona in 2013, Bettcher helped a Cardinals defense that had 47 sacks, while finishing with the NFL's #6 ranked defense and the league's top-ranked run defense (84.4 yards per game). The Cardinals allowed the fewest rushing yards in team history for a 16-game season (1,351). OLB John Abraham was selected to his fifth career Pro Bowl, and first as a linebacker, after he led the team with 11.5 sacks in 2013.

In 2012, Bettcher worked as the special assistant to Colts head coach Chuck Pagano and 2012 NFL Coach of the Year Bruce Arians, who served as interim head coach for 12 games while Pagano was receiving treatment for leukemia. Bettcher worked with the Colts outside linebackers, helping Robert



Mathis get selected to his first Pro Bowl at OLB and his fifth selection overall. The Colts improved from 2-14 in 2011 to 11-5 in 2012, tied for the third-largest turnaround in NFL history and earned a Wild Card berth in the AFC playoffs.

Prior to joining the Colts, Bettcher spent nine years in the college coaching ranks. In 2011, he served as linebackers coach/special teams coordinator at New Hampshire, and he coached the NCAA FCS leading tackler and 2011 Buck Buchanan Award Winner (FCS National Defensive Player of the Year) Matt Evans. He also helped the Wildcats rank in the top 20 nationally in both punt return and punt coverage.

Bettcher coached defensive ends and special teams at Ball State in 2010, where he helped tutor Robert Eddins who led the team in sacks and earned All-MAC honors. From 2007-2009, Bettcher worked as a defensive assistant/defensive graduate assistant at the University of North Carolina, coaching linebackers and special teams and helped the 2009 team finish sixth in the nation in overall defense. At UNC, Bettcher worked with future NFL Pro Bowler Robert Quinn in addition to LB's Bruce Carter and Quinton Coples. In 2006, he was a defensive graduate assistant at Bowling Green State University,

working with the secondary and special teams units.

His coaching career began at his alma mater, the University of St. Francis (IN) from 2003-05 as special teams coordinator and defensive line coach. He also worked with the strength and conditioning staff and was the head track coach (2003-04). During his stint at St. Francis, the Cougars made three trips to the NAIA playoffs, including two national championship game appearances.

During his playing career at St. Francis as an offensive lineman, Bettcher was a three-time NAIA All-America Scholar, a three-time Mid-States Football Association Scholar, a two-time NAIA Coaches All-America choice and a two-time Don Hansen's All-America selection. He earned all-conference honors three times and was the recipient of the Silver Helmet Award for leadership, coachability and performance on the field in 2002. Bettcher was also a five-time track All-America choice for the Cougars, where he placed second in the shot put at the 2001 NAIA Championships.

Bettcher, a native of Lakeville, IN, was inducted into the University of St. Francis Hall of Fame in 2012. He and his wife, Erica, have a son, Colton and a daughter, Addison.

JAMES BETTCHER COACHING BREAKDOWN

Year	School/Team	Position
2003-05	University of St. Francis	Special Teams Coordinator/Defensive Line
2006	Bowling Green	Defensive Graduate Assistant
2007-09	University of North Carolina	Defensive Graduate Assistant/Defensive Assistant
2010	Ball State	Defensive Ends/Special Teams
2011	University of New Hampshire	Linebackers/Special Teams Coordinator
2012	Indianapolis Colts	Special Asst. to the Head Coach/Outside Linebackers
2013-14	ARIZONA CARDINALS	OUTSIDE LINEBACKERS
2015-	ARIZONA CARDINALS	DEFENSIVE COORDINATOR

JAMES BETTCHER AND FAMILY RECEIVE THE CITY OF CHANDLER'S LIFE SAVER AWARD

Along with his wife, **Erica**, Cardinals Defensive Coordinator **James Bettcher** received the City of Chandler's Life Saver Award after helping free a boy trapped under a vehicle in February.

Tauren Meadows, Jr. was riding his bike to school when he was struck and run over by a car, becoming trapped beneath the vehicle. Needing immediate attention, the Meadows received aid from the Bettchers and another bystander. While James and the bystander used a carjack to free the boy, Erica remained by his side, keeping him calm throughout the rescue.

"We really had a great 911 operator that directed us, everything to do and things to check on the young man," James Bettcher said after receiving the honor. "Our first responders, our medical service personnel, our firefighters – those men and women behind the scenes who run two things on a daily basis: to keep us safe and to protect us. That's really, for me, that's what it all represented, and for me, that's what it's really about."





HAROLD GOODWIN

COLLEGE: Michigan

HOMETOWN: Columbia, SC

YEARS NFL/CARDINALS: 14/5

DOB: November 14, 1973

OFFENSIVE COORDINATOR

NOTE CARDS

- Named Cardinals offensive coordinator on 1/21/13 after working as the Indianapolis Colts offensive line coach in 2012.
- The 2017 season will be the 11th consecutive season Goodwin has worked under Cardinals head coach Bruce Arians after previous assignments with Pittsburgh (2007-11) and Indianapolis (2012).
- Arizona finished the 2016 season with 418 points, the fourth-best total in team history, while having the #9 ranked offense in the NFL. It is the second straight season the Cardinals had a top-10 offense.
- Last season, RB David Johnson ran behind the Cardinals offensive line and set franchise records and led the NFL with 2,118 scrimmage yards (1,239 rushing, 879 receiving) and 20 TDs, including a team-record 16 rushing TDs. He was also selected to his first Pro Bowl and was named first-team All-Pro.
- The Cardinals had the top ranked offense in the NFL in 2015 for the first time in franchise history and set team single-season records for points (489), TDs (59), TD passes (35), total net yards (6,533), first downs (373) and first downs passing (237).
- During his first season with the Cardinals, Arizona's offense—ranked 32nd overall in 2012—improved 20 spots to 12th overall in 2013.
- Played collegiately at Michigan on the offensive line (1992-94) before beginning his coaching career with the Wolverines as a student assistant (1995-96) and a graduate assistant in 1997.

Harold Goodwin enters his fifth season with the Cardinals as offensive coordinator after he joined the team on 1/21/13. He came to the Cardinals in 2013 after working one season as the offensive line coach with the Indianapolis Colts (2012) and five seasons (2007-11) as an offensive assistant with the Pittsburgh Steelers.

The Cardinals offense has come full circle in Goodwin's tenure as coordinator. The NFL's 32nd ranked unit the year prior to his arrival (2012), the Cardinals finished the 2015 season with the league's top-ranked offense for the first time in franchise history.

Arizona finished the 2016 season with 418 points, the fourth-best total in team history, while having the #9 ranked offense in the NFL. It is the second straight season the Cardinals had a top-10 offense. RB David Johnson set franchise records and led the NFL with 2,118 scrimmage yards (1,239 rushing, 879 receiving) and 20 touchdowns while being selected to his first Pro Bowl and being named first-team All-Pro. WR Larry Fitzgerald was selected to his team record 10th Pro Bowl after leading the NFL with 107 receptions (1,023 yards), the second time he led the league in receptions (2005). Fitzgerald became the first player in NFL history to lead the league in receptions at least 11 years apart. It was his fourth career 100-catch season, tied for the fourth most in NFL history and his eighth 1,000-yard receiving season, the most in franchise history.

In 2015, Arizona established single-season records for points (489), TDs (59), TD passes (35), total net yards (6,533), first downs (373) and first downs passing (237). QB Carson Palmer set franchise records with 4,671 passing yards, 35 TD passes and a 104.6 QB rating and was named to the Pro Bowl. Fitzgerald had a team record 109 receptions and was selected to his ninth Pro Bowl while Johnson set a Cardinals rookie record with 13 TDs while totaling 1,636 all-purpose yards. The offen-

sive line only gave up 27 sacks on 562 pass attempts, the fourth-fewest in the NFL. Arizona ranked 8th in the NFL in 2015 rushing (119.8 avg. per game) and had 16 rushing TDs after finishing 31st in 2014 with just six rushing TDs.

In 2014, Palmer became the first Cardinals QB in 40 years to win each of his first six starts in a season before suffering a knee injury. Arizona went on to win 11 games for the first time since 1975 despite four different quarterbacks seeing action under center. In his first season in Arizona in 2013, Goodwin helped lead a Cardinals offense that was #12 ranked in the NFL, totaling 379 points and collecting 5,542 net yards of offense. Palmer threw for a then career-high 4,274 yards and Fitzgerald earned his eighth career Pro Bowl selection after having a team-high 10 TDs.

As offensive line coach with the Colts in 2012, Goodwin helped Indy's offense finish 10th in the NFL (362.4 ypg) and featured rookies that combined for 3,108 yards rushing and receiving, the most of any team since the 1970 AFL-NFL merger according to STATS, LLC. Rookie QB Andrew Luck threw for the most passing yards (4,374) by a rookie in NFL history and had an NFL rookie record six 300-yard passing games. He also led the Colts on seven game-winning drives in the fourth quarter or OT, the most by a rookie QB since the 1970 merger. Indy's nine-win improvement from 2011 (2-14 to 11-5) matched the third-largest single-season turnaround in NFL history.

With the Steelers as an offensive assistant, Goodwin worked with the offensive line, which consistently produced one of the NFL's top rushing attacks. During his tenure in Pittsburgh, the Steelers averaged 118.5 rushing yards per game. The Steelers won Super Bowl XLIII and advanced to Super Bowl XLV. In 2010, Goodwin assisted in the development of rookie C Maurkice Pouncey, who started all 16 regular season games,



earned a trip to the Pro Bowl and was named to The Sporting News and PFW/PFWA All-Rookie teams. Pouncey was the first Steelers rookie to start his first NFL game since Marvel Smith in 2000. He earned Pro Bowl selections in both of his seasons working with Goodwin.

Goodwin got his start in the NFL with the Chicago Bears, spending three seasons as assistant offensive line coach (2004-2006). During that span the Bears ranked 10th in the NFL averaging 117.5 rushing yards per game. While coaching the Bears, he faced off against his brother, Jonathan, in the 2006 NFC Championship Game against the Saints.

Prior to joining the Bears, Goodwin was the offensive line coach at Central Michigan from 2000-2003, where he worked with future pros Eric Ghiaciuc and Adam Kieft. Goodwin also served as assistant head coach in 2003. He began his coaching career at Eastern Michigan (1998) working with tight ends and offensive tackles before coaching the offensive line in 1999. A native of

Columbia, SC, Goodwin was a guard at Michigan (1992-1994) and played two seasons (1993-94) before a knee injury ended his career.

Following his playing days, Goodwin stayed in Ann Arbor and spent two years (1995-96) as a student assistant before serving as a graduate assistant with the Wolverines in 1997 when Michigan won the national title. During that time, he worked with an offensive line which featured future seven-time Pro Bowler Steve Hutchinson, along with 2001 first round pick Jeff Backus and 1999 second-round selection Jon Jansen.

Goodwin's brother, Jonathan, is a former center in the NFL who played with the San Francisco 49ers, New York Jets and New Orleans Saints where he was selected to the Pro Bowl in 2010. Harold graduated from Michigan in 1996 with a bachelor's degree in Sports Management/Communications. He and his wife, Monica, have three children, daughters Kylee and Miya, and a son, Bryson.

HAROLD GOODWIN COACHING BREAKDOWN

Year	School/Team	Position
1995-97	University of Michigan	Graduate Assistant/Student Assistant
1998-99	Eastern Michigan	Tight Ends/Offensive Tackles/Offensive Line
2000-02	Central Michigan	Offensive Line
2003	Central Michigan	Assistant Head Coach/Offensive Line
2004-06	Chicago Bears	Assistant Offensive Line
2007-11	Pittsburgh Steelers	Offensive Assistant
2012	Indianapolis Colts	Offensive Line
2013-	ARIZONA CARDINALS	OFFENSIVE COORDINATOR



AMOS JONES

COLLEGE: Alabama

HOMETOWN: Aliceville, AL

YEARS NFL/CARDINALS: 11/5

DOB: December 31, 1959

SPECIAL TEAMS COORDINATOR

NOTE CARDS

- Hired as special teams coordinator on 2/5/13 after spending six seasons in Pittsburgh; Jones spent his first five seasons with the Steelers as assistant special teams coach and was promoted to Pittsburgh's special teams coach in 2012.
- During his career in Arizona, helped Justin Bethel earn three consecutive selections (2013-15) to the Pro Bowl as a special teams player.

- Coached at Temple under then head coach Bruce Arians from 1983-88. He coached tight ends (1983-85) and the defensive line (1986-88) while also coordinating the Owls special teams under Arians.
- Played running back and safety at Alabama under legendary head coach Paul "Bear" Bryant. Jones started his coaching career as a graduate assistant (1981-82) at Alabama in Bryant's final two years as the head coach.

Amos Jones begins his fifth season as special teams coordinator with the Cardinals after joining the team on 2/5/13. He is beginning his 11th NFL season after working 21 seasons as a college coach. During his time with the Cardinals, Jones helped Justin Bethel earn three consecutive Pro Bowl selections (2013-15) as a special teams player after he led the team in special teams tackles each season. Bethel has also blocked three field goals and was named Special Teams Player of the Week and Special Teams Player of the Month (December) in 2014.

Kicker Chandler Catanzaro tied the NFL record for the most consecutive field goals to begin a career (17) and established a new franchise rookie record with 114 points in 2014. Last season, he connected on field goals of 60 and 56 yards, the second and third longest field goals in team history, while also kicking his fourth career game winning field goal in Arizona's win at Seattle. In 2015, Catanzaro finished third in the NFL with 137 points, the second-highest single-season total in franchise history (140, Neil Rackers). He was



named Special Teams Player of the Week following Week 14 in 2015, his third career selection, which is tied for the most "Special Teams Player of the Week" honors by a kicker in team history (Chris Jacke, Bill Gramatica). Catanzaro also had his first two game-winning kicks in his career in 2015, a 32-yarder in Week 11 to beat Cincinnati and a season-long 47-yarder in Week 14 in a victory over Minnesota.

In 2013, P Dave Zastudil tied for the NFL lead with 35 punts inside the 20-yard line and his 45.7-yard punting average ranked as the third-best single-season total in franchise history. P Drew Butler tied for the NFL lead with 34 punts inside the 20-yard line (Donnie Jones) in 2014 and the Cardinals kickoff coverage unit finished fourth in the league with an average opponent drive starting at the 20.6-yard line.

Jones came to Arizona in 2013 after working in Pittsburgh for six seasons, the first five as assistant special teams coach and then as special teams coach in 2012. In 2012, K Shaun Suisham was 28 of 31 on field goals and KR Chris Rainey had 1,035 kickoff return yards, the third-most in a season in team history.

Jones was instrumental in the development of Antonio Brown, who in 2011 set a franchise record with 2,048 all-purpose yards, with 1,062 of those yards coming on returns. Brown returned his first career TD on a punt return for 60 yards and registered an 89-yard kick return for a TD as well. Dating back to 1941, he became one of just three Steelers players with at least one punt return for a TD and one kick return for a TD in a season. Brown finished the 2011 season with a 27.3-yard average on kickoff returns and earned his first trip to the Pro Bowl as a returner.

In 2009, the Steelers were the NFL's top kickoff return team with a franchise record 1,581 return yards. Stefan Logan had a team record 1,466 kickoff return yards (1,306 yards-Ernie Mills, 1995). The Steelers also had the NFL's top kick coverage unit during the 2008 season.

Prior to joining the Steelers, Jones spent three years at Mississippi State as special teams/linebackers coach (2004-05) and outside linebackers coach (2006). Under Jones guidance, three linebackers

earned freshman All-SEC recognition and two punters earned all-conference honors. Jones spent the 2003 season at James Madison University as tight ends and special teams coach. Prior to James Madison, he coached running backs and special teams for four years (1999-2002) at the University of Cincinnati. At Cincinnati, he helped All-American Jonathan Ruffin earn the Lou Groza Award as the nation's top kicker in 2000. During that same span, punter Adam Wulfeck earned All-Conference USA honors, and Jones coached a pair of 1,000-yard rushers. He helped the Bearcats reach three bowl games (2000-01 Motor City Bowl, 2002 New Orleans Bowl) during his tenure at Cincinnati.

A veteran assistant coach at the high school, collegiate and professional level, Jones worked one season as an assistant coach with British Columbia of the Canadian Football League (1997), helping guide them to a Western Division playoff berth. He also coached linebackers at Tulane University for two seasons (1995-96) after spending the 1992 season at the University of Pittsburgh as kicking game coordinator.

A former player at Alabama (1978-80), Jones played safety and running back under legendary head coach Paul "Bear" Bryant with the Crimson Tide. He got his start in coaching under Bryant at Alabama as a graduate assistant from 1981-82. He then made the second of his two coaching stints with the Crimson Tide as special teams coach in 1990-91 under head coach Gene Stallings. In 1990, Alabama had the nation's top-rated percentage kicker (Philip Doyle).

Between his two assignments at Alabama, Jones worked under head coach Bruce Arians at Temple University (1983-88). He coached tight ends (1983-85) and the defensive line (1986-88) at Temple while also coordinating the Owls special teams. A graduate of Alabama with a bachelor's degree in Physical Education and a minor in History, Jones was a member of the 1978 and '79 Tide teams that went 23-1 and earned back-to-back SEC titles, National Championships and Sugar Bowl crowns. Jones later earned his master's degree in Secondary Education from Alabama. Jones and his wife Stacey, have four children, daughter Samantha and sons Joshua, Nathan and Jeremy.

AMOS JONES COACHING BREAKDOWN

Year	School/Team	Position
1981-82	University of Alabama	Graduate Assistant
1983-88	Temple	Special Teams/Defensive Line/Tight Ends
1989	Shades Valley H.S.	Head Coach
1990-91	University of Alabama	Special Teams
1992	University of Pittsburgh	Kicking Game Coordinator
1993-94	Eau Gallie H.S.	Assistant Coach
1995-96	Tulane	Linebackers
1997	British Columbia (CFL)	Assistant Coach
1998	East St. John H.S.	Head Coach
1999-2002	University of Cincinnati	Special Teams/Running Backs
2003	James Madison	Special Teams/Tight Ends
2004-06	Mississippi State	Outside Linebackers/Special Teams/Linebackers
2007-12	Pittsburgh Steelers	Assistant Special Teams/Special Teams
2013-	ARIZONA CARDINALS	SPECIAL TEAMS COORDINATOR



TERRY ALLEN

COLLEGE: Clemson

HOMETOWN: Commerce, GA

YEARS NFL/CARDINALS: 11/1

DOB: February 21, 1968

BILL BIDWILL FELLOWSHIP/RB'S

Former Pro Bowl running back Terry Allen enters his first season with the Cardinals as the Bill Bidwill Fellowship/RB's coach after joining Arizona's staff in May.

Allen is the program's second participant and follows Levon Kirkland in the fellowship that was established by the Cardinals to provide recently-retired minority NFL players with the opportunity to gain coaching experience at the highest level. Allen will assist running backs coach Freddie Kitchens the next two seasons as part of that program.

Selected by the Minnesota Vikings in the ninth round (241st overall) of the 1990 NFL Draft out of Clemson, Allen played 10 NFL seasons with the Vikings (1991-94), Redskins (1995-98), Patriots (1999), Saints (2000) and Ravens (2001). He was selected to the Pro Bowl and was a second-team All-Pro with the Redskins in 1996 after rushing for a career-high and NFL leading 21 touchdowns and 1,353 yards on 347 carries. In his career, Allen played in 130 games (114 starts) and rushed for 8,614 yards and 73 touchdowns on 2,152 carries to go along with 1,601 receiving yards and six touchdowns on 204 receptions.

A Commerce, GA native, Allen played three seasons at Clemson (1987-89) and served as a student coaching intern with the National Champion Tigers for two years (2015-16), working with the team's offensive staff while finishing his degree. He was inducted into the South Carolina Athletic Hall of Fame in 2015.

He was a three-year starter at Clemson and finished second in school history with 2,778 rushing yards to go along with 28 touchdowns on 523 carries (5.3-yard avg.) while also catching 23 passes for 243 yards. He received All-American honorable mention as a senior in 1989 and was a two-time All-ACC player of the week. As a sophomore in 1988, Allen earned first-team All-ACC honors after rushing for 1,139 yards and 10 touchdowns and was also named the MVP in the Tigers victory over Oklahoma in the Citrus Bowl. In 1987, Allen became the first freshman to lead the ACC in rushing and the first player in school history to earn all-conference honors.

Allen earned a bachelor's degree in Business Management from Clemson in 2017.

TERRY ALLEN COACHING BREAKDOWN

Year	School/Team	Position
2017–	ARIZONA CARDINALS	BILL BIDWILL FELLOWSHIP/RB'S

NFL PLAYING CAREER

Year	Team	Position
1991–94	Minnesota Vikings	Running Back
1995–98	Washington Redskins	Running Back
1999	New England Patriots	Running Back
2000	New Orleans Saints	Running Back
2001	Baltimore Ravens	Running Back

CARDINALS CONTINUE BILL BIDWILL COACHING FELLOWSHIP PROGRAM

Prior to the 2015 season, the Cardinals established the Bill Bidwill Coaching Fellowship, a program to provide recently-retired NFL players with the opportunity to gain coaching experience at the highest level.

The inaugural participant was former Pro Bowl linebacker Levon Kirkland, who served the last two seasons (2015-16) assisting linebackers coach Bob Sanders with the OLBs. The program's second participant, former Pro Bowl running back **Terry Allen**, joined the staff prior to the 2017 campaign after two seasons as a student intern on the Clemson Tiger's offensive coaching staff.

As Cardinals owner, Bill Bidwill has long been at the forefront in providing opportunities to individuals regardless of race or gender. In 2010, he was honored with the Fritz Pollard Alliance's Paul "Tank" Younger Award for promoting diversity in the NFL. In 1978, Adele Harris became the first African American female executive in the NFL when she was hired as the Cardinals director of community relations. In 1981, Bidwill hired attorney Bob Wallace, making him the first African American to handle contract negotiations for an NFL club.

Arizona was also the first NFL team with an African American general manager-head coach tandem (Rod Graves/Dennis Green, 2004), and from 2013-14 the Cardinals were the only NFL team whose offensive and defensive coordinators were both African American (Harold Goodwin & Todd Bowles).



ANTHONY BLEVINS

COLLEGE: Alabama-Birmingham
HOMETOWN: Birmingham, AL

YEARS NFL/CARDINALS: 5/5
DOB: July 23, 1976

COACHING ASSISTANT/SPECIAL TEAMS

Anthony Blevins enters his fifth season with the Cardinals after he joined the team as a coaching assistant/special teams on 2/14/13.

He came to the Cardinals after spending the 2012 season at his alma mater, the University of Alabama-Birmingham, as cornerbacks coach following three seasons at Tennessee State (2009-11) coaching special teams and cornerbacks. He also worked at the University of Tennessee-Martin in 2008 coaching cornerbacks while serving as recruiting coordinator.

During his time with the Cardinals, Blevins helped special teamer Justin Bethel get selected to three consecutive Pro Bowls (2013-15) after leading the team in special teams tackles each season. K Chandler Catanzaro tied the NFL record for the most consecutive field goals to begin a career (17) and established a new franchise rookie record with 114 points in 2014. In 2015, Catanzaro finished third in the NFL with 137 points, which also represents the second-highest single-season total in franchise history (140, Neil Rackers). Also in 2015, KR David Johnson had a 27.2 kick return average (5th in the NFL) and set a franchise record with his 108-yard kickoff return touchdown.

In 2014, P Drew Butler tied for the NFL lead with 34 punts inside the 20-yard line, and in 2013, P Dave

Zastudil tied for the NFL lead with 35 punts inside the 20-yard line and his 45.7-yard punting average ranked as the third-best single-season total in franchise history.

Blevins was a part of the NFL's minority summer coaching internship program with the Indianapolis Colts in 2011, the Cardinals in 2010 and the Chicago Bears in 2008.

He was a three-year letter winner at UAB as a cornerback for the Blazers (1995-98). He played professionally for the Mobile Admirals of the Regional Football League (1999), the Birmingham Steeldogs of AFL2 (2000) and for the Birmingham Thunderbolts in the XFL from 2000-01.

Blevins began his coaching career as the secondary coach and team community liaison at Meadowcreek (Gwinnett, GA) High School in 2003-04. From 2005-07 he served as a graduate assistant at Mississippi State, helping coach wide receivers and defensive backs for the Bulldogs while also assisting special teams.

A native of Birmingham, AL, Blevins graduated from UAB in 1998 with a bachelor's degree in Sociology and earned a master's in Instructional Technology. In the spring of 2016, he earned a PHD in Instructional Systems & Work Force Development from Mississippi State.

ANTHONY BLEVINS COACHING BREAKDOWN

Year	School/Team	Position
2003-04	Meadowcreek H.S.	Secondary
2005-07	Mississippi State	Graduate Assistant
2008	University of Tenn-Martin	Cornerbacks/Recruiting Coordinator
2009-11	Tennessee State	Special Teams/Cornerbacks
2012	Alabama-Birmingham	Cornerbacks
2013-	ARIZONA CARDINALS	COACHING ASSISTANT/SPECIAL TEAMS

CARDINALS PARTNER WITH USO TO HOST "OPERATION BABY SHOWER"

A group from the Arizona Cardinals, including tight end **Ifeanyi Momah**, Nicole Bidwill, the Cardinals Women's Club, Cardinals Cheerleaders and team mascot Big Red joined forces with the USO to take part in "Operation Baby Shower" at the Arizona Air National Guard dining facility at Sky Harbor Airport in June.

The Cardinals group hosted expecting mothers from military bases across Arizona to participate in a giant baby shower at the 161st ARW dining facility. They took part in various games, handed out prizes, took pictures and signed autographs for the expecting mothers at the party.





BRENTSON BUCKNER

COLLEGE: Clemson**HOMETOWN:** Charlotte, NC**YEARS NFL/CARDINALS:** 17/5**DOB:** September 30, 1971

DEFENSIVE LINE

Veteran NFL defensive lineman Brentson Buckner enters his fifth season with the Cardinals and fifth year as an NFL assistant after joining the team as defensive line coach on 2/5/13.

A second-round pick (50th overall) of the Pittsburgh Steelers in the 1994 NFL Draft out of Clemson, Buckner played in 174 games (127 starts) in his 12-year NFL career with Pittsburgh (1994-96), Cincinnati (1997), San Francisco (1998-2000) and Carolina (2001-05). He had 31 sacks, two INTs, five forced fumbles and seven fumble recoveries in his career.

Last year, the Cardinals finished with the NFL's #2 ranked defense, marking the second straight season the team had a top-five defense in the league. It was also the team's highest defensive ranking in franchise history. Arizona led the NFL with 48 sacks in 2016, the third-highest total in team history. DT Calais Campbell led the defensive line with eight sacks, his team record seventh career season with at least six sacks. Under Buckner's guidance, Campbell was selected to his first two career Pro Bowls (2014-15).

Following the 2016 season, Buckner was selected as the head coach of the East team in the 92nd East-West Shrine Game. For the first time, the annual college all-star game selected two NFL assistants to head up the two teams.

The Cardinals finished the 2015 season with the NFL's #5 ranked defense. The unit ranked second in the NFL with 33 total takeaways and tied Kansas City for the league lead with six defensive TDs. Arizona also ranked sixth in run defense (91.3 ypg) and seventh in points allowed per game (19.6) that season.

In 2014, the Cardinals allowed just 18.7 points per game, the fifth-lowest average in the league, while allowing 20 points or fewer in an NFL-high 13 games. Campbell was named to his first Pro Bowl while ninth-year DT Frostee Rucker posted a career-high five sacks. In his first year as an assistant coach in 2013, the Cardinals defense finished as the NFL's #6 ranked overall unit and featured the

league's top-ranked run defense (84.4 yards per game). The Cardinals allowed the fewest rushing yards in team history for a 16-game season (1,351) and had 47 sacks.

As a member of the Steelers, Buckner started all 16 games during the 1995 regular season and all three playoff games in helping the Steelers reach Super Bowl XXX, which was played at Sun Devil Stadium. After three years with Pittsburgh, he was traded to Kansas City in 1997, but was waived by the Chiefs and claimed by Cincinnati prior to the season.

He signed with the 49ers as a free agent in 1998 and spent three seasons in San Francisco, setting a career high with seven sacks in 2000. He went to Carolina as a free agent in 2001 and played the final five years of his career with the Panthers. In 2003, he was a part of one of the league's top defensive lines alongside defensive ends Julius Peppers and Mike Rucker and defensive tackle Kris Jenkins. The group helped lead the Panthers to Super Bowl XXXVIII, the first Super Bowl appearance in franchise history.

After retiring from the NFL following the 2005 season, Buckner coached high school in his hometown of Charlotte, serving as the defensive coordinator at Victory Christian High School and then as head coach at Northside Christian Academy (2008-09). He was a training camp intern with the Steelers for three years (2010-12) and was named the head coach of the Charlotte Speed of the Professional Indoor Football League in July 2012, but the team folded before playing a game.

Born in Columbus, GA, Buckner played collegiately at Clemson (1990-93). A three-year starter, he left ranked third in school history with 22 sacks and fourth with 46 tackles for loss. He helped the Tigers to an ACC Championship in 1991 and a nine-win season in 1993, which was capped off by a 14-13 win over Kentucky in the Peach Bowl where he had 13 tackles and was named Defensive MVP. In 2013, Buckner was named to the Clemson Athletic Hall of Fame.

BRENTSON BUCKNER COACHING BREAKDOWN

Year	School/Team	Position
2007	Victory Christian H.S.	Defensive Coordinator
2008-09	Northside Christian Acad.	Head Coach
2013-	ARIZONA CARDINALS	DEFENSIVE LINE

NFL PLAYING CAREER

Year	Team	Position
1994-96	Pittsburgh Steelers	Defensive End/Defensive Tackle
1997	Cincinnati Bengals	Defensive Tackle
1998-2000	San Francisco 49ers	Defensive Tackle
2001-05	Carolina Panthers	Defensive Tackle



MIKE CHIURCO

COLLEGE: Ohio State
HOMETOWN: Carrollton, OH

YEARS NFL/CARDINALS: 9/5
DOB: May 25, 1968

DEFENSIVE ASST./ASST. DEFENSIVE BACKS

Mike Chiurco begins his fifth season with the Cardinals and third as defensive assistant/assistant defensive backs after he was promoted on 2/4/15. Chiurco originally joined the Cardinals staff in February of 2013 as the assistant to the head coach.

Prior to coming to Arizona, Chiurco coached at the high school level as the pass game coordinator at Fairfield (Cincinnati, OH) High School in 2012 and for nine seasons at Cuyahoga Falls (OH) High School (2003-11), including the last three years as defensive coordinator. He also previously worked as a college scout for the Indianapolis Colts for four years (1999-2003).

Chiurco began his coaching career as a student assistant at his alma mater, Ohio State, in 1989. He


spent three years assisting Buckeyes defensive backs and quarterbacks.

Chiurco then left Ohio State and coached quarterbacks and defensive backs at Canton (OH) South High School from 1992-95. He also served as offensive coordinator at Gateway (Kissimmee, FL) High School from 1995-96, coached defensive backs and quarterbacks at Tuscarawas (Zoarville, OH) High School from 1996-97 and worked as the special teams coordinator and defensive backs coach at New Philadelphia (OH) High School in 1998-99.

A native of Carrollton, OH, Chiurco has a bachelor's degree in Education from Ohio State. He and his wife, Jocelyn, have a son, Andrew.

MIKE CHIURCO COACHING BREAKDOWN

Year	School/Team	Position
1989-91	Ohio State	Student Assistant
1992-95	Canton South H.S.	Quarterbacks/Defensive Backs
1995-96	Gateway H.S.	Offensive Coordinator
1996-97	Tuscarawas H.S.	Quarterbacks/Defensive Backs
1998-99	New Philadelphia H.S.	Special Teams Coordinator/Defensive Backs
2003-11	Cuyahoga Falls H.S.	Defensive Coordinator
2012	Fairfield H.S.	Pass Game Coordinator
2013-14	ARIZONA CARDINALS	ASSISTANT TO THE HEAD COACH
2015-	ARIZONA CARDINALS	DEFENSIVE ASST./ASST. DEFENSIVE BACKS



RICK CHRISTOPHEL

COLLEGE: Austin Peay
HOMETOWN: Reading, OH

YEARS NFL/CARDINALS: 5/5
DOB: October 27, 1952

TIGHT ENDS

Veteran collegiate coach Rick Christophel (KRIS-tuh-fell) enters his fifth season with the Cardinals and fifth year in the NFL after he joined the team as tight ends coach on 2/5/13. Christophel came to the Cardinals after spending six years (2007-12) as head coach at his alma mater, Austin Peay State University.

Arizona finished the 2016 season with 418 points, the fourth-best total in team history, while having the #9 ranked offense in the NFL. It is the second straight season the Cardinals had a top-10 offense. RB David Johnson set franchise records and led the NFL with 2,118 scrimmage yards (1,239 rushing, 879 receiving) and 20 TDs while being selected to his first Pro Bowl and being named first-team All-Pro.

In 2015, the Cardinals had the top ranked offense in the NFL for the first time in team history and established single-season records for points (489), TDs (59),

TD passes (35), total net yards (6,533), first downs (373) and first downs passing (237). The team's tight ends combined for 43 receptions, 567 yards and six TDs in 2015.

While at Austin Peay, Christophel led the Governors to a 7-4 record in his first season at the helm (2007), becoming the first Austin Peay head coach since his mentor Watson Brown (1979) to win seven games in his initial season. The seven wins were the highest total by a Governors scholarship program since the 1984 team went 7-4 and their 5-3 Ohio Valley Conference record were their most league victories since 1980.

Prior to serving as head coach at Austin Peay, Christophel amassed more than 25 years of experience as a college assistant. He spent 12 years (1995-2006) at the University of Alabama-Birmingham, where he



served in a variety of roles. He began his tenure in 1995 as offensive coordinator/running backs coach before coaching the team's wide receivers (1996-98) where he tutored junior WR Darrius Malone, who set the school's single-season record with an average of 22.1 yards per catch. In 1997, he coached QB Kevin Drake, who became the first offensive player in UAB history to go to the NFL when he signed a free-agent contract with the Cardinals.

In 1999, Christophel worked with the Blazers offensive tackles and tight ends before serving as wide receivers coach in 2000, also taking on the title of director of football operations that year. In 2001, Christophel began the first of two stints as defensive coordinator at UAB, helping the Blazers defense lead the country in rushing yards allowed (57.3 ypg), ranking fifth nationally in total defense (265.9 ypg) and finishing 16th in scoring defense (18.7 points per game). From 2002-03, he served as senior associate athletics director at the school. He returned to the sideline in 2004 working with both the offensive and defensive line before becoming the assistant head coach/defensive line in 2005 and serving as the defensive coordinator for the second time at the school in 2006.

Prior to working at UAB, Christophel coached wide receivers at Mississippi State for four seasons (1991-94). From 1993-94, he worked alongside Cardinals head coach Bruce Arians, who was the offensive coordinator for the Bulldogs at the time. During Chris-

tophel's tenure at Mississippi State, he coached three future NFL receivers – Eric Moulds, Olanda Truitt and Willie Harris. The Bulldogs played in three bowl games during that span (Liberty Bowl-1991 and Peach Bowl-1993 and 1995).

He coached at Vanderbilt for five seasons (1986-90), holding various titles including offensive backs coach (1986-88), defensive coordinator and middle linebackers coach (1989) and assistant head coach and offensive backs coach (1990).

Before working at Vanderbilt, Christophel coached quarterbacks and running backs at Rice (1984-85) and was the quarterbacks/tight ends coach at Cincinnati (1983). Prior to that, he was the offensive coordinator at Southern Arkansas State University in 1982 and coached running backs at Austin Peay for three seasons (1979-81). He got his start in coaching as a graduate assistant at Austin Peay (1975) and was an assistant coach at Highlands High School (Fort Thomas, KY) from 1976-78.

Christophel was a four-year starter on the Governors football team (1971-74). A two-time captain, he played safety in his first season before switching to play quarterback for his final three years. His brothers, Rob and Randy, also played quarterback at Austin Peay. He received a bachelor's degree in Business in 1975 and a master's in Education from Austin Peay. A native of Reading, OH, Christophel and his wife, Connie, have three daughters, Chrissy, Carrie and Sara, and seven grandchildren.

RICK CHRISTOPHEL COACHING BREAKDOWN

Year	School/Team	Position
1975	Austin Peay	Graduate Assistant
1976-78	Highlands H.S.	Assistant Coach
1979-81	Austin Peay	Running Backs
1982	Southern Arkansas State	Offensive Coordinator
1983	University of Cincinnati	Quarterbacks/Tight Ends
1984-85	Rice	Quarterbacks/Running Backs
1986-90	Vanderbilt	Assistant Head Coach/Offensive Backs Defensive Coordinator/Middle Linebackers
1991-94	Mississippi State	Wide Receivers
1995-2001	UAB	Offensive Coordinator/Running Backs/ Defensive Coordinator/Wide Receivers/ Tight Ends/Offensive Tackles
2004-06	UAB	Defensive Coordinator/Assistant Head Coach/ Defensive Line/Offensive Line
2007-12	Austin Peay	Head Coach
2013-	ARIZONA CARDINALS	TIGHT ENDS



DARRYL DRAKE

COLLEGE: Western Kentucky

HOMETOWN: Louisville, KY

YEARS NFL/CARDINALS: 14/5

DOB: December 11, 1956

WIDE RECEIVERS

Darryl Drake enters his fifth season with the Cardinals and 14th year as an NFL assistant after he joined the team as wide receivers coach on 2/5/13. He came to Arizona in 2013 after coaching the same position the previous nine seasons (2004-12) with the Chicago Bears.

With the Cardinals the past four years, Drake has coached WR Larry Fitzgerald, who was selected to three Pro Bowls in that span, including his team-record 10th Pro Bowl selection in 2016 after leading the NFL with 107 receptions (1,023 yards), the second time he led the league in receptions (2005). Fitzgerald became the first player in NFL history to lead the league in receptions at least 11 years apart. It was his fourth career 100-catch season, tied for the fourth most in NFL history and his eighth 1,000-yard receiving season, the most in franchise history.

Arizona finished the 2016 season with 418 points, the fourth-best total in team history, while having the #9 ranked offense in the NFL. It is the second straight season the Cardinals had a top-10 offense in the league.

In 2015, the Cardinals had the top-ranked offense in the NFL and established single-season records for points (489), TDs (59), TD passes (35), total net yards (6,533), first downs (373) and first downs passing (237). Fitzgerald set a franchise single-season record with 109 receptions and John Brown had 65 receptions for 1,003 yards and seven TDs in his second season. Combined with Fitzgerald's 1,215 receiving yards, it marked just the fifth time in team history the Cardinals had multiple players with 1,000+ receiving yards in a season. Drake was named by Pro Football Focus as the top wide receivers coach in the NFL in 2015.

During the 2014 season, Drake mentored Brown, who established an NFL rookie record with four game-winning TD receptions on the year. Michael Floyd had a career-high with six TD receptions and ranked second among NFL receivers averaging 17.9 yards per reception. In 2013, Floyd had his first 1,000-yard season (1,041 yards) while collecting a career-high 65 receptions.

In 2012 with the Bears, Drake tutored Pro Bowl WR Brandon Marshall, who set Chicago franchise records with 118 catches for 1,508 yards to go along with 11 TDs. Marshall finished second in the NFL in both receptions and receiving yards behind Detroit's Calvin Johnson. Throughout his tenure in Chicago, Drake helped develop young talent, including Johnny Knox, Earl Bennett and Devin Hester. In 2011, Knox finished second in the NFL in receiving average (19.6 ypc) a year after finishing fifth in the NFL at 18.8 yards per reception. In 2009, Knox's 45 receptions tied for the most ever by a Bears rookie wide receiver, tied for third all-time by a Chicago rookie and was seventh among NFL rookies.

In 2009, the Bears were tied for the fewest dropped passes in the NFL with just 20. During Chicago's Super Bowl run in 2006, the Bears led the NFL by hauling in 95.9% (282 of 294) of the catchable balls thrown their way. The 12 drops by Chicago's receivers that season equaled Buffalo for fewest in the league.

Prior to joining the Bears in 2004, Drake coached for 21 seasons at the collegiate level. He spent six seasons (1998-2003) as the wide receivers coach at the University of Texas, also adding the title of associate head coach on Mack Brown's staff prior to the 2003 season. At Texas, Drake guided three different Longhorn wide receivers to first-team All-Big 12 honors and directed three of the most productive receiving duos in Texas history. While coaching the first three 1,000-yard receivers in the school history, the Longhorns averaged nearly 10 wins a season. Drake mentored first-round draft pick Roy Williams, who finished his Texas career as the leading receiver in school history with 251 receptions for 4,017 yards (16.0 yards per reception) and 37 TDs. He also coached Wayne McGarity, a fourth-round draft pick of the Dallas Cowboys in 1999.

Prior to working at Texas, Drake spent one season (1997) as the offensive coordinator and quarterbacks coach at Baylor after five seasons coaching wide receivers at Georgia (1992-96). During his time with the Bulldogs, Drake tutored some of the top receivers in the SEC, including future NFL Pro Bowler Hines Ward.

He began his coaching career at his alma mater, Western Kentucky, as a graduate assistant (1983-84) and spent nine seasons with the Hilltoppers, working with the wide receivers for four seasons (1985-88), the secondary for two years (1989-90) and serving as the passing game coordinator/quarterbacks coach in 1991. Drake starred as a wide receiver for WKU in 1975 and during the 1977-78 seasons. He helped the Hilltoppers to an 8-2 record and the Ohio Valley Conference Championship as a senior and was a member of their 11-2 OVC Championship squad that played in the NCAA Division II Championship game in 1975.

Following his collegiate career, Drake spent time in training camp with the Washington Redskins (1979) and Cincinnati Bengals (1983) in addition to playing one season with the Ottawa Roughriders of the Canadian Football League (1981). The Louisville, KY, native earned his bachelor's degree in 1980 and a master's degree in 1984 from Western Kentucky.

Drake was an All-State performer in football and an All-American in both track and field and basketball at Flaget (Louisville, KY) High School. He and his wife, Sheila, have three daughters, Shanice, Felisha and Marian and two grandchildren.



DARRYL DRAKE COACHING BREAKDOWN

Year	School/Team	Position
1983–91	Western Kentucky	Passing Game Coordinator/Quarterbacks/Secondary/ Wide Receivers/Graduate Assistant
1992–96	University of Georgia	Wide Receivers
1997	Baylor	Offensive Coordinator/Quarterbacks
1998–2003	University of Texas	Associate Head Coach/Wide Receivers
2004–12	Chicago Bears	Wide Receivers
2013–	ARIZONA CARDINALS	WIDE RECEIVERS



LARRY FOOTE

COLLEGE: Michigan
HOMETOWN: Detroit, MI

YEARS NFL/CARDINALS: 16/4
DOB: June 12, 1980

INSIDE LINEBACKERS

Former Cardinals linebacker Larry Foote enters his third season as inside linebackers coach after joining Arizona's coaching staff in 2015.

He joined the Cardinals coaching staff after playing in the NFL for 13 seasons (2002-14), including in 2014 with Arizona when he started 15 games and led the team with 105 tackles to go along with two sacks and a fumble recovery. It was his fourth career 100-tackle season. Foote helped Arizona's defense allow just 18.7 points per game in 2014, the fifth lowest average in the league, while allowing 20 points or fewer in an NFL-high 13 games.

Foote has helped oversee the conversion of Deone Bucannon from a college safety to a \$LB in the NFL. Bucannon has had 100+ tackles each of the past two years, including a team-leading and career-high 127 tackles in 2015.

In 2016, the Cardinals finished with the NFL's #2 ranked defense, marking the second straight season the team had a top-five defense in the league. It is the team's highest defensive ranking in franchise history. Arizona also led the NFL with 48 sacks in 2016, the third-highest total in team history. In his first season as an assistant coach in 2015, the Cardinals finished the year with the #5 ranked defense in the NFL. The unit ranked second in the NFL with 33 total takeaways and tied Kansas City for the league lead with six defensive TDs. Arizona also ranked sixth in run defense (91.3 ypg) and seventh in points allowed per game (19.6) in 2015.

Foote is a two-time Super Bowl winner (XL, XLIII) who played 11 seasons with the Pittsburgh Steelers (2002-08, 2010-13) and one season with the Detroit Lions (2009). He began his career with the Steelers as a fourth-round (128th overall) pick in the 2002 NFL Draft out of Michigan and spent his first seven seasons in Pittsburgh where he started all 16 games in five

straight seasons (2004-08). He had a career-high 123 tackles in 2005. A Detroit, MI native, Foote played for his hometown Lions in 2009, starting 14 games and recording 99 tackles and two sacks before re-signing with the Steelers in 2010, where he played four seasons prior to joining the Cardinals in 2014.

In his 13 seasons, Foote played in 187 games (134 starts) and recorded 912 tackles (631 solos), 25 sacks, 10 forced fumbles, six fumble recoveries and four interceptions. He also appeared in 17 postseason games (11 starts), starting each postseason game for the Steelers en route to his two Super Bowl wins.

Foote played in 48 games (28 starts) in four seasons at Michigan and finished his career with 212 tackles (145 solos), 11 sacks and 44 tackles for loss, which ranked fourth in school history. He also had three INTs and 18 passes defended and received the Roger Zatkoff Award as the team's top linebacker in 2001. As a senior, he was a first-team All-American selection by Football News, a second-team selection by The Sporting News and was named Big Ten Defensive Player of the Year and a consensus first-team all-conference selection. Foote was a first-team All-Big Ten choice by the league's coaches as a junior in 2000 and earned second-team honors from the media. He played in every game during his freshman and sophomore seasons. Foote majored in Physical Education in the division of Kinesiology.

He was a PrepStar Magazine High School All-American at Pershing (Detroit, MI) High School and earned all-state honors as a senior. Foote was rated the No. 2 player on the Detroit Free Press Fab 50 list after recording 377 tackles, 39 sacks and 52 tackles for loss and scoring 18 defensive TDs during his career. He played tight end in addition to linebacker and strong safety and caught 72 passes for 998 yards and 22 TDs. Foote and his wife, Jonelle, have four sons, Treyveion, Larry, Trammell, and Mason and one daughter, Jalyne.

LARRY FOOTE COACHING BREAKDOWN

Year	School/Team	Position
2015–	ARIZONA CARDINALS	INSIDE LINEBACKERS

NFL PLAYING CAREER

Year	Team	Position
2002–08	Pittsburgh Steelers	Linebacker
2009	Detroit Lions	Linebacker
2010–13	Pittsburgh Steelers	Linebacker
2014	ARIZONA CARDINALS	LINEBACKER



KEVIN GARVER

COLLEGE: Alabama

HOMETOWN: Birmingham, AL

YEARS NFL/CARDINALS: 5/5

DOB: July 28, 1987

ASSISTANT WIDE RECEIVERS

Kevin Garver enters his fifth season with the Cardinals and first as assistant wide receivers coach after he was promoted in February, 2017. He originally joined the team as an offensive assistant on 2/5/13.

Working with the receivers during his Cardinals career, Garver has coached WR Larry Fitzgerald, who has been selected to three Pro Bowls in that span, including his team record 10th Pro Bowl last season after leading the NFL with 107 receptions. Arizona finished the 2016 season with 418 points, the fourth-best total in team history while having the #9 ranked offense in the NFL. It is the second straight season the Cardinals had a top-10 offense in the league.

In 2015, the Cardinals had the top ranked offense in the NFL and established single-season records for points (489), TDs (59), TD passes (35), total net yards (6,533), first downs (373) and first downs passing (237). Fitzgerald set a franchise single-season record with 109 receptions and John Brown had 65 receptions for 1,003 yards and seven TDs in his second season. Combined with Fitzgerald's 1,215 receiving yards in 2015, it marked just the fifth time in team history the Cardinals had multiple players with 1,000+ receiving yards in a season.

During the 2014 season Garver helped oversee the development of the rookie Brown, who went on to establish an NFL rookie record with four game-winning TD receptions. Michael Floyd improved into one

of the NFL's top deep threats that season, finishing second among NFL receivers averaging 17.9 yards per reception.

Garver joined the Cardinals in 2013 after spending the previous six years working for the University of Alabama football program under head coach Nick Saban, where he was part of a staff that won three national championships in four years (2009, 2011-12).

He began working with the Crimson Tide football team as a student assistant in February of 2007 after the arrival of Saban and spent three seasons in that role. In 2008, the Tide went undefeated during the regular season and played in the SEC Championship Game, and the following season they went 14-0 and won the BCS National Championship Game. Garver then spent the next two seasons as a graduate assistant at Alabama, helping the Tide win their second BCS National Championship Game in 2011.

In 2012, Garver moved into an offensive analyst position and helped Alabama become the first team since Nebraska in 1994-95 to win back-to-back consensus national championships. They ranked second in the SEC and 11th in the country with 38.7 points per game, and QB A.J. McCarron led the nation with a 175.3 pass efficiency rating.

He graduated from Alabama with a bachelor's degree in Marketing in 2009 and then earned a master's degree in Marketing in 2012. Garver and his wife, Julie, have a son, Jackson and daughter, Savannah.

KEVIN GARVER COACHING BREAKDOWN

Year	School/Team	Position
2007-12	University of Alabama	Offensive Analyst/Graduate Assistant
2013-16	ARIZONA CARDINALS	OFFENSIVE ASSISTANT
2017-	ARIZONA CARDINALS	ASST. WIDE RECEIVERS



STEVE HEIDEN

COLLEGE: South Dakota State

HOMETOWN: Rushford, MN

YEARS NFL/CARDINALS: 16/5

DOB: September 21, 1976

ASST. SPECIAL TEAMS/ASST. TIGHT ENDS

Veteran NFL tight end Steve Heiden enters his fifth season with the Cardinals as an assistant coach after he joined the team as assistant special teams/assistant tight ends coach on 2/5/13.

Arizona finished the 2016 season with 418 points, the fourth-best total in team history, while having the #9 ranked offense in the NFL. It is the second straight season the Cardinals had a top-10 offense. RB David Johnson set franchise records and led the NFL with 2,118 scrimmage yards (1,239 rushing, 879

receiving) and 20 TDs, including a team-record 16 rushing TDs.

In 2015, the Cardinals had the top ranked offense in the NFL for the first time in team history and established single-season records for points (489), TDs (59), TD passes (35), total net yards (6,533), first downs (373) and first downs passing (237).

After playing in the NFL for 11 seasons (1999-2009), Heiden entered the coaching ranks in 2012 as tight ends coach at Concordia University in St. Paul, MN.



A third-round selection (69th overall) of the Chargers in the 1999 NFL Draft out of South Dakota State, Heiden spent three years in San Diego (1999-2001) before being traded to Cleveland where he played eight seasons with the Browns (2002-09). Over his NFL career, Heiden played 148 games with 83 starts and totaled 201 receptions for 1,689 yards and 14 TDs.

With the Browns, Heiden played two seasons (2002-03) under Cardinals head coach Bruce Arians, who was Cleveland's offensive coordinator at the time. In 2004, Heiden set a career high with five touchdown receptions, which included a franchise-record-tying three TDs in one game (@ Cincinnati, 11/28/04). He

enjoyed his most productive season statistically in 2005 when he started 13 games and had 43 catches for 401 yards.

A native of Rushford, MN, Heiden played college football at South Dakota State and totaled 112 receptions for 1,499 yards and eight TDs. He earned first-team All-North Central Intercollegiate Athletic Conference honors as a senior in 1998 and was voted second-team All-American by The Sports Network. He is one of only 28 players in school history to be selected in the NFL Draft.

Heiden and his wife, Jessica, have two daughters, Madison and Presley and a son, Walker.

STEVE HEIDEN COACHING BREAKDOWN

Year	School/Team	Position
2012	Concordia University	Tight Ends
2013–	ARIZONA CARDINALS	ASSISTANT SPECIAL TEAMS/ASSISTANT TIGHT ENDS

NFL PLAYING CAREER

Year	Team	Position
1999–2001	San Diego Chargers	Tight End
2002–09	Cleveland Browns	Tight End



ROGER KINGDOM

COLLEGE: Pittsburgh

HOMETOWN: Vienna, GA

YEARS NFL/CARDINALS: 4/4

DOB: August 26, 1962

ASSISTANT STRENGTH AND CONDITIONING

A two-time Olympic Gold Medalist in the 110-meter hurdles in 1984 and 1988, Roger Kingdom enters his fourth year with the Cardinals as an assistant strength and conditioning coach after joining the team on 3/6/14. Kingdom is a former world and American record holder and one of only two runners to ever win consecutive Olympic titles (Los Angeles, Seoul) in the 110-meter hurdles.

Kingdom is a five-time United States outdoor champion (1985, 1988-90, 1995) and won gold medals at the Pan American Games (1983, 1995), the World Cup (1989) the World University Games (1989) and the Goodwill Games (1990). He set a world record of 12.92 seconds in the 110-meter hurdles in Zurich, Switzerland in August of 1989, a mark that stood until 1993.

He was named the 1989 USA Track and Field Athlete of the Year, the 1989 Jesse Owens International Amateur Athlete of the Year and the Track and Field News 1989 Athlete of the Year. Kingdom retired from active competition in 1999.

He joined the Cardinals in 2014 following 10 years at California University of Pennsylvania as the Director of the Track & Field and Cross Country programs.

During his tenure at California University (PA), Kingdom mentored a handful of All-Americans as well as several Pennsylvania State Athletic Conference (PSAC) indoor and outdoor champions including 14-time PSAC Champion and two-time All-American Brad Rager who excelled in the 200 and 400-meter

dashes and Brice Myers, a six-time NCAA Division II All-American and six-time PSAC champion in the 110 meter hurdles.

In 2006, the Vulcans hosted the PSAC Championships for the first time in program history and in 2008 the men's team posted its best finish in school history at the indoor league championships.

A Vienna, GA native, Kingdom was inducted into the USA Track and Field Hall of Fame in 2005. He has also been inducted into the USTAF Georgia Hall of Fame in 2011, the Georgia Sports Hall of Fame in 2002 and the Western Pennsylvania Hall of Fame in 2002. He got his first experience in the NFL as a volunteer strength and conditioning intern with the Cleveland Browns (2002-03) under current Cardinals strength and conditioning coach Buddy Morris.

Kingdom attended the University of Pittsburgh on a football scholarship and played two seasons while also excelling on the school's track team where he won the NCAA outdoor national championship in the 110-meter hurdles in 1983 and the NCAA indoor national championship in the 55-meter hurdles in 1984.

He graduated from Pittsburgh in 2002. As a student at Vienna (GA) High School, Kingdom won the state title in the 120-yard hurdles, high jump and discus in 1980 and 1981 and was twice selected as the Outstanding Track and Field Athlete in the state of Georgia. Kingdom and his wife, Mary, have three daughters, Jierra, Cierra and Carina.



ROGER KINGDOM COACHING BREAKDOWN

Year	School/Team	Position
2004–05	California University (PA)	Asst. Coach Track & Field/Cross Country
2005–06	California University (PA)	Head Coach Track & Field/Cross Country
2006–13	California University (PA)	Director of Track & Field/Cross Country
2014–	ARIZONA CARDINALS	ASSISTANT STRENGTH AND CONDITIONING



FREDDIE KITCHENS

COLLEGE: Alabama

HOMETOWN: Gadsden, AL

YEARS NFL/CARDINALS: 12/11

DOB: November 29, 1974

RUNNING BACKS

Longtime Cardinals assistant Freddie Kitchens enters his 11th season on Arizona's coaching staff and first as the team's running backs coach after his appointment on 1/27/17. He worked the past four seasons as Arizona's quarterbacks coach (2013-16) after working for six seasons (2007-12) as the Cardinals tight ends coach. Kitchens returns to coaching running backs after serving in the same role previously at Mississippi State (2005) and North Texas (2001-03).

During his time as quarterbacks coach, Kitchens helped Pro Bowl QB Carson Palmer establish single-season team records for passing yards (4,671), TD passes (35) and passer rating (104.6) in 2015. Palmer also became the only player in Cardinals history to throw for 4,000+ yards in multiple seasons (2013, '15-16) and only one of two quarterbacks (Kurt Warner) for throw for 25+ TDs in multiple seasons (2015-16).

Arizona finished the 2016 season with 418 points, the fourth-best total in team history, while having the #9 ranked offense in the NFL. It is the second straight season the Cardinals had a top-10 offense in the league.

In 2015, the Cardinals had the top ranked offense in the NFL for the first time in team history and established single-season records for points (489), TDs (59), TD passes (35), total net yards (6,533), first downs (373) and first downs passing (237). Palmer was selected to the Pro Bowl after starting all 16 games and both postseason contests. He also had 11 games with a 100+ passer rating to lead the NFL and was named second-team All-Pro. In 2014, Palmer became the first Cardinals QB in 40 years to win each of his first six starts in a season before suffering a knee injury. Arizona went on to win 11 games for the first time since 1975 despite four different quarterbacks seeing action under center.

Following an offseason in 2013 where Kitchens fell ill during an OTA practice on June 4 that required immediate emergency surgery at the Arizona Heart Institute due to an aortic dissection, he recovered in time for the first day of training camp and helped a Cardinals offense that finished 12th in the NFL. Palmer threw for a then career-high 4,274 yards and became the first player in NFL history to

throw for 4,000+ yards with three different teams.

In 2012, Cardinals TE Rob Housler had 45 receptions for 417 yards. In franchise history, only two TE's (Jackie Smith and Freddie Jones) had more catches in a season than Housler did in 2012. In 2011, Kitchens oversaw a group of tight ends that totaled 65 receptions for 712 yards and four TDs. In 2007, the Cardinals finished with the #5 ranked passing offense in the NFL as well as helping to record 32 passing TDs. As a group, the eight TDs caught by the tight ends were the most by the Cardinals since 1988 and the trio also recorded six red zone TDs, helping the Cardinals to the second-best red zone scoring offense in the NFL (94.0%).

Kitchens began his NFL coaching career in 2006 with the Dallas Cowboys after seven years of coaching in college. In 2006, Kitchens helped tutor Pro Bowl tight end Jason Witten to his third consecutive trip to Hawaii. Witten finished the season with 64 receptions for 754 yards (11.8 yard avg.) and one TD while starting all 16 games.

In 10 years as a player and coach at the college level, Kitchens was a part of teams that won three conference titles and played in seven bowl games. He went to the NFL after a two-year stint at Mississippi State University where he coached running backs (2005) and tight ends (2004). In 2005, Jerious Norwood, a 2006 third-round choice of the Atlanta Falcons, had a 1,180-yard season, becoming just the second runner to post back-to-back 1,000-yard rushing seasons in school history. Norwood finished his Bulldogs career with a school-record 3,222 career rushing yards. In his first season on the Bulldogs staff in 2004, Kitchens helped TE Eric Butler earn All-SEC freshman recognition while setting a school single-season record with four TD receptions.

He served as the running backs coach at the University of North Texas (2001-03) and contributed to Mean Green clubs that won three straight Sun Belt Conference titles. In 2003, RB Patrick Cobbs rushed for 1,680 yards and scored 19 TDs, earning the Sun Belt Conference Offensive Player of the Year award while also leading the nation with a 152.7 yards per game average. Cobbs played five seasons (2006-2010) in the NFL with the Pittsburgh Steelers and Miami Dolphins. During his first two seasons, Kitch-



ens developed Kevin Galbreath into the first back in school history to rush for back-to-back 1,000-yard seasons. The 2,372 yards gained on the ground in 2002 were the most at North Texas since 1959.

Kitchens went to North Texas after one season as a graduate assistant at LSU (2000) where he served on Nick Saban's first Tigers staff, managing the offensive scout team and helping with special teams. That team went 9-4, including a 28-14 win over Georgia Tech in the Peach Bowl. After a one-year stint playing professionally in Italy in the spring of 1999, he began his coaching career as an assistant at Glenville State College that fall, coaching both running backs and tight ends.

A three-year starter at quarterback for the University of Alabama (1995-97), Kitchens finished his playing career with 4,668 yards and 30 TD passes

for the Crimson Tide. His offensive coordinator as a senior in 1997 was current Cardinals head coach Bruce Arians. Upon his departure, he ranked third in Alabama history in career attempts, fourth in career passing yards and fifth in career completions. Alabama went 22-13 during those three seasons and went to the 1993 Gator Bowl, 1995 Citrus Bowl and the 1997 Outback Bowl.

A native of Gadsden, AL, Kitchens earned high school All-America honors and was named Mr. Football in the state of Alabama his senior season. He returned to his hometown in April of 2015 when he was one of four individuals inducted into the Etowah County Sports Hall of Fame. Kitchens and his wife, Ginger, have two daughters, Bennett and Camden.

FREDDIE KITCHENS COACHING BREAKDOWN

Year	School/Team	Position
1999	Glenville State	Offensive Assistant
2000	Louisiana State	Graduate Assistant
2001-03	North Texas	Running Backs
2004	Mississippi State	Tight Ends
2005	Mississippi State	Running Backs
2006	Dallas Cowboys	Tight Ends
2007-12	ARIZONA CARDINALS	TIGHT ENDS
2013-16	ARIZONA CARDINALS	QUARTERBACKS
2017-	ARIZONA CARDINALS	RUNNING BACKS



BYRON LEFTWICH

COLLEGE: Marshall

HOMETOWN: Washington, DC

YEARS NFL/CARDINALS: 11/1

DOB: January 14, 1980

QUARTERBACKS

A 10-year NFL quarterback, Byron Leftwich enters his first season coaching Arizona's quarterbacks and first season as a full-time assistant after joining the coaching staff on 1/27/17. He began his coaching career with the Cardinals as an intern assisting the same position during the 2016 season.

Leftwich played in the NFL with four different teams (Jacksonville 2003-06; Atlanta 2007; Pittsburgh 2008, 2010-12; Tampa Bay 2009) and appeared in 60 games (50 starts), completing 930 passes on 1,605 attempts (57.9%) for 10,532 yards, 58 TDs and 42 INTs. He earned a Super Bowl ring with the Steelers in Super Bowl XLIII, playing under Cardinals head coach Bruce Arians who was Pittsburgh's offensive coordinator at the time.

He entered the league as a first-round selection (seventh overall) by Jacksonville in the 2003 NFL Draft from Marshall, six picks after Cardinals quarterback Carson Palmer was selected first overall by the Cincinnati Bengals. Leftwich played four seasons with the Jaguars and started 44 games, setting career highs in 2004 with 2,941 passing yards and 15 TDs while starting 14 games. He started 11 games in 2005 and helped Jacksonville reach the AFC Wild Card. Following his tenure in Jacksonville, he played one season with Atlanta and

appeared in three games before joining the Steelers for the first time in 2008 as Ben Roethlisberger's backup. Leftwich then went to Tampa Bay in 2009 and started three games for the Buccaneers before spending the final three years of his career back in Pittsburgh.

One of the most prolific passers in college football history, Leftwich was a three-year starter at Marshall and set Mid-American Conference records for passing yards (11,903) and total offense (12,090). He completed 939-of-1,442 passes (65.1%) with 89 TDs and 28 INTs and was twice selected as the MAC Offensive Player of the Year (2001-02). His other accomplishments at Marshall included being named the MVP of the 2000 Motor City Bowl, being selected as the 2001 Vern Smith leadership award winner as the MAC's MVP and finishing sixth in voting for the Heisman Trophy as a senior in 2002. Leftwich was inducted into the Marshall University Hall of Fame in 2007.

Leftwich attended H.D. Woodson (Washington, DC) High School where he lettered in football, basketball and baseball. As a senior in 1997, he was named honorable mention on the Washington Post's All-Met football team and was also a first-team All-DCIAA East selection in basketball. Leftwich graduated with a bachelor's degree in Business.



BYRON LEFTWICH COACHING BREAKDOWN

Year	Team	Position
2017–	ARIZONA CARDINALS	QUARTERBACKS

NFL PLAYING CAREER

Year	Team	Position
2003-06	Jacksonville Jaguars	Quarterback
2007	Atlanta Falcons	Quarterback
2008	Pittsburgh Steelers	Quarterback
2009	Tampa Bay Buccaneers	Quarterback
2010-12	Pittsburgh Steelers	Quarterback



BUDDY MORRIS

COLLEGE: Pittsburgh

HOMETOWN: South Park, PA

YEARS NFL/CARDINALS: 7/4

DOB: September 29, 1957

STRENGTH AND CONDITIONING

Buddy Morris enters his fourth season as the Cardinals strength and conditioning coach after being hired on 3/4/14. Previously with the Cleveland Browns (2002-04), where he worked with current Cardinals head coach Bruce Arians, Morris returned to the NFL in 2014 after working at the collegiate level for 19 years.

A native of South Park, PA, Morris has an extensive background in strength and conditioning dating back to his first job at his alma mater, the University of Pittsburgh, where he began his career in 1980 in the first of his three stints with the Panthers. He worked under head coach Jackie Sherrill from 1980-89 and aided in the development of future NFL Hall of Famers Dan Marino, Rickey Jackson, Chris Doleman and Russ Grimm. During that period, Morris worked with 13 first round NFL draft picks and 15 first-team All-Americans.

Morris specializes in workouts that focus on strength training, speed development, conditioning, agility training and flexibility.

After working as the wellness director for the Horizon Hospital System in Sharon, PA (1989-97), Morris returned to Pittsburgh from 1997-2001. During his second tenure at Pitt, the Panthers made three bowl appearances: the 1997 Liberty Bowl, the 2000 Insight.com Bowl and the 2001 Tangerine Bowl. Morris also developed the moniker for the Panthers strength and

conditioning program, "The Pitt Iron Works." In 2009, Muscle & Fitness Magazine name Morris' gym one of the 10 toughest in America.

Morris then joined Butch Davis and the Cleveland Browns for three seasons before working at the University of Buffalo in 2006 as its Director of Sports Performance. After one season in Buffalo, he went back for his third stint at Pitt under head coach Dave Wannstedt from 2007-10. The Panthers made the 2008 Sun Bowl and the 2009 Meineke Car Care Bowl during that period.

Following his third stop at Pitt, Morris and his family opened a private gym in Buffalo called the New York Sports Center where he worked with athletes at all levels through personal training, group fitness classes and injury rehabilitation.

Morris worked with Roger Kingdom, the Cardinals assistant strength & conditioning coach and 1984 and 1988 Olympic gold medalist in 110-meter hurdles. He also helped develop NFL Hall of Fame running back Curtis Martin and Pro Bowl guard Ruben Brown while both were at Pitt.

He graduated from Pittsburgh in 1980 after lettering for four years (1977-80) in track and field. Morris is married to Monica and he has two daughters, Kara and Claire, and two stepsons, Fred and Troy.

BUDDY MORRIS COACHING BREAKDOWN

Year	School/Team	Position
1980-89	University of Pittsburgh	Strength and Conditioning
1997-2001	University of Pittsburgh	Strength and Conditioning
2002-04	Cleveland Browns	Strength and Conditioning
2006	University of Buffalo	Director of Sports Performance
2007-10	University of Pittsburgh	Strength and Conditioning
2014–	ARIZONA CARDINALS	STRENGTH AND CONDITIONING



ANTHONY PIROLÌ

COLLEGE: Indiana University of Pennsylvania**HOMETOWN:** Aliquippa, PA**YEARS NFL/CARDINALS:** 2/2**DOB:** May 26, 1985

ASSISTANT STRENGTH AND CONDITIONING

Anthony Pirolì enters his second year as an assistant strength and conditioning coach with the Cardinals after joining the team in February 2015 as a staff assistant. He came to the Cardinals after working as an assistant strength and conditioning coach at Mississippi State for one year (2014).

Prior to working at Mississippi State, Pirolì was the co-owner and Director of Sports Performance at Evolution Sports Institute in Pittsburgh, PA from 2011-14, working with athletes and coaches at all levels to design and implement strength, speed, flexibility and conditioning programs.

The Aliquippa, PA native began his coaching career at his alma mater, Indiana University of Pennsylvania, in 2007 as the strength and conditioning coach for the football team. He then

worked as a graduate assistant strength and conditioning coach with the football team at the University of Pittsburgh for two seasons (2008-09) before working at Power Train Sports Institute in Pittsburgh as a sports performance coach for two years (2009-11). Pirolì also served as a volunteer strength coach with Ohio State's football team in the summer of 2013.

He graduated from Indiana University of Pennsylvania with a bachelor's degree in Exercise Science in 2007 and earned his Master's degree in Exercise Science from the University of Pittsburgh in 2009. Pirolì is accredited as a Certified Strength and Conditioning Specialist (CSCS) and a Strength and Conditioning Coach Certified (SCCC). He and his wife, Justine, reside in Ahwatukee, AZ.

ANTHONY PIROLÌ COACHING BREAKDOWN

Year	School/Team	Position
2007	Indiana University of Pennsylvania	Strength and Conditioning
2008-09	University of Pittsburgh	Graduate Assistant Strength and Conditioning
2014	Mississippi State	Assistant Strength and Conditioning
2016-	ARIZONA CARDINALS	ASSISTANT STRENGTH AND CONDITIONING



TOM PRATT

COLLEGE: Miami (FL)**HOMETOWN:** Beloit, WI**YEARS NFL/CARDINALS:** 39/5**DOB:** June 21, 1935

PASS RUSH SPECIALIST

Veteran assistant coach Tom Pratt enters his fifth season with the Cardinals as pass rush specialist and 39th season in the NFL after joining the team on 2/5/13. Only Tennessee's Dick LeBeau (45th season) has more experience among active NFL coaches. After starting as a coach at his alma mater, the University of Miami, in 1957, Pratt enters his 46th season as an assistant coach in 2017.

Pratt, who began his professional coaching career with Kansas City in 1963, helped the Chiefs win AFL championships in 1966 and 1969 and reach Super Bowl I and Super Bowl IV. He has coached four players who have been inducted into the Pro Football Hall of Fame (Buck Buchanan, Derrick Thomas, Curley Culp and Warren Sapp). He is also the only current coach in the league to own the distinction of coaching in the NFL in six different decades - '60s, '70s, '80s, '90s, '00s and '10s and is the only active NFL assistant to have coached in the American Football League.

Arizona led the NFL with 48 sacks in 2016, the third-highest total in team history. The Cardinals also finished with the NFL's #2 ranked defense, marking the second straight season the team had a top-five defense in the league. It is the team's highest highest defensive ranking in franchise history. LB's Markus Golden (12.5) and Chandler Jones (11) each had double-digit sacks, marking just the third time in team history (1983-84) the Cardinals had multiple players with double-digit sacks in a season. Golden's 12.5 are the most in team history by a linebacker. Defensive tackle Calais Campbell led the defensive line with eight sacks, his team-record seventh career season with at least six sacks.

In 2015, Campbell was selected to his second consecutive Pro Bowl after leading the defensive line and finishing second on the team with five sacks. Pratt also worked with LB Dwight Freeney, who had nearly as many sacks in 11 games with the Cardinals in 2015 (8.0) as he had in his previous



three seasons combined (9.0). As a unit, the Cardinals finished the year with the #5 ranked defense in the NFL. Arizona also ranked second in the NFL with 33 total takeaways and tied Kansas City for the league lead with six defensive TDs.

In 2014, Arizona's defense allowed just 18.7 points per game, the fifth-lowest average in the league, while allowing 20 points or fewer in an NFL-high 13 games. The defense allowed just 299 points, the first time the team has allowed fewer than 300 points in a season since 1994 (267). During Pratt's first season in Arizona in 2013, the Cardinals finished as the NFL's sixth-ranked overall defense and featured the league's top-ranked run defense (84.4 yards per game). They allowed the fewest rushing yards in team history for a 16-game season (1,351) and collected 47 sacks. Campbell had a career-high nine sacks and joined defensive tackle Darnell Dockett as Pro Bowl alternates.

Pratt returned to coaching in 2013 after spending the previous three years as a defensive coordinator consultant with IMG Academies in Florida, helping to train draft eligible players for the NFL. Prior to joining the Cardinals, his last job in the NFL was the assistant defensive line coach with the Chiefs in 2000, helping out while defensive line coach Bob Karmelowicz was being treated for cancer. That was Pratt's third different stint with Kansas City (1963-77, 1989-94 and 2000).

During his first stop with the Chiefs (1963-77), Pratt coached some of the finest defensive performers to ever wear a Kansas City uniform. In the 1960s, when he served as an assistant under Hall of Fame coach Hank Stram, the Chiefs defensive front helped the club win its lone World Championship in 1969 with a 23-7 victory over Minnesota in Super Bowl IV.

Hall of Fame DT's Buck Buchanan and Curley Culp combined with DE's Jerry Mays and Aaron Brown to form arguably the finest defensive line in the AFL's 10-year history. Buchanan was inducted into the Pro Football Hall of Fame in 1990, and Culp was selected as a member of the 2013 Pro Football Hall of Fame class.

After his initial 15-year stay in Kansas City, Pratt coached the defensive line with the New Orleans Saints (1978-80) and Cleveland Browns

(1981-88) before returning to the Chiefs for six seasons (1989-94) under Marty Schottenheimer. While in Cleveland, he worked with DT Bob Golic, who was a three-time Pro Bowl selection (1985-87), and DE Reggie Camp, who had 14 sacks in 1984 and accumulated 29.5 sacks from 1984-86.

In his second stint with the Chiefs as defensive line coach (1989-94), Pratt tutored the late Derrick Thomas, a 2009 Hall of Fame inductee. Even though Thomas was listed as a linebacker, he played the Chiefs "rushbacker" position in 1993 and worked with Pratt on the defensive line. Thomas made his fifth straight Pro Bowl appearance that season as Kansas City advanced to the AFC Championship Game. DE Neil Smith also flourished under Pratt, recording four straight Pro Bowl berths (1991-94) under his guidance, while DT Dan Saleaumua earned first-team Pro Football Weekly All-Pro honors in 1990.

Pratt spent the 1995 season as defensive line coach with Tampa Bay, tutoring Hall of Fame DT Warren Sapp in his rookie season, before coaching at the United States Coast Guard Academy in 1997. He then spent two years (1998-99) as a football ambassador in Osaka, Japan for the Asahi Challengers in the Japanese Company League of American football. He returned to work with the Challengers for the 2000 season as they won the Japanese Super Bowl. He also served as a consultant at Kyoto University in Japan from 2002-04.

He played linebacker collegiately at the University of Miami from 1953-56. Pratt earned All-American honors in 1956 and was inducted into the University of Miami Sports Hall of Fame in 1991. After graduating from Miami in 1957 with a degree in Education, he stayed at his alma mater as an assistant for four years (1957-60) and worked with Stram, who was an assistant at Miami beginning in 1958. He then coached at the University of Southern Mississippi from 1961-62 before joining Stram's staff in Kansas City in 1963. The 1962 Golden Eagles were the UPI small college division National Champions after finishing the season with a 9-1 record.

Pratt and his wife, Hope, have three children, daughters Kendra and Shana, and son Tyler, seven grandchildren and one great grandchild.

TOM PRATT COACHING BREAKDOWN

Year	School/Team	Position
1957-60	University of Miami	Guards/Defensive Tackles
1961-62	Southern Mississippi	Defensive Coordinator/Offensive Line
1963-77	Kansas City Chiefs	Defensive Line
1978-80	New Orleans Saints	Defensive Line
1981-88	Cleveland Browns	Defensive Line
1989-94	Kansas City Chiefs	Defensive Line
1995	Tampa Bay Buccaneers	Defensive Line
1997	U.S. Coast Guard Academy	Defensive Coordinator
1998-99	Asahi Challengers (Japan)	Consultant
2000	Kansas City Chiefs	Assistant Defensive Line
2000-01	Asahi Challengers (Japan)	Consultant
2002-04	Kyoto University (Japan)	Consultant
2013-	ARIZONA CARDINALS	PASS RUSH SPECIALIST



NICK RAPONE

COLLEGE: Virginia Tech**HOMETOWN:** New Castle, PA**YEARS NFL/CARDINALS:** 5/5**DOB:** April 25, 1956

DEFENSIVE BACKS

Long-time assistant coach Nick Rapone (ruh-pone) enters his fifth season with the Cardinals and fifth year in the NFL after he joined Arizona as defensive backs coach on 2/5/13.

Rapone, a veteran of 38 seasons as a coach, including 30 as a collegiate assistant, joined the Cardinals in 2013 after spending the previous seven years (2006-12) at the University of Delaware as defensive coordinator and defensive backs coach.

Last year, the Cardinals finished with the NFL's #2 ranked defense, marking the second straight season Arizona had a top-five defense in the league. It is the team's highest defensive ranking in franchise history. CB Patrick Peterson was selected to his sixth consecutive Pro Bowl and fifth straight selection at cornerback and S Tony Jefferson set career highs with 92 tackles, 13 tackles for loss, two sacks and two fumble recoveries.

In 2015, the Cardinals finished the year with the NFL's #5 ranked defense. The unit ranked second in the NFL with 33 total takeaways and tied Kansas City for the league lead with six defensive TDs. Peterson and S Tyrann Mathieu were both selected to the Pro Bowl and were both named first-team All-Pro. It was Peterson's fourth consecutive selection at CB and Mathieu's first Pro Bowl. In 2014, Peterson and CB Antonio Cromartie were both selected to the Pro Bowl. The Cardinals defense allowed just 18.7 points per game, the fifth-lowest average in the league, while allowing 20 points or fewer in an NFL-high 13 games. Arizona's defense allowed just 299 points, the first time the team has allowed fewer than 300 points in a season since 1994 (267).

With the Cardinals in 2013, Rapone helped a defense that finished as the NFL's #6 overall unit and forced 30 takeaways, including 20 INTs which tied for the fifth-best total in the NFL. Peterson made his second consecutive Pro Bowl at cornerback and was also named first-team AP All-Pro.

At Delaware, Rapone was a part of two NCAA national runner-up teams, including in 2010 when he helped the Blue Hens to a 12-3 record and a share of the Colonial Athletic Association title. Rapone was named the 2010 FootballScoop NCAA Division I FCS Coordinator of the Year as his defense led the nation in scoring (12.1 ppg), ranked fifth in total defense (280.7 ypg) and was 12th in rushing defense (105.3 ypg). The secondary included four All-CAA performers, including

All-American selections Anthony Walters and Anthony Bratton at safety. The Hens also ranked ninth in the nation in passing efficiency (102.7), and the team's 21 INTs were the third-highest total in the nation at the FCS level.

Rapone helped the Blue Hens go 11-4 in 2007 and advance to the NCAA Division I FCS title game with Joe Flacco. The Blue Hens captured the Lambert Cup Trophy as the top team in the East and was named the ECAC Team of the Year.

A native of New Castle, PA, Rapone was an all-state receiver at New Castle High School prior to attending Virginia Tech where he was a four-year letterman for the Hokies (1974-77). While at Virginia Tech, he played with Cardinals head coach Bruce Arians in 1974 when Arians was a senior and Rapone was a freshman. Arians then served as a graduate assistant (1975-76) and running backs coach (1977) while Rapone played for the Hokies.

He began his coaching career as a graduate assistant at the University of Pittsburgh (1979) where he worked with the secondary for two seasons before serving as defensive backs coach at East Tennessee State (I-AA) from 1981-82. He reunited with Arians as part of his staff at Temple, coaching the Owls secondary for six seasons (1983-88) while also serving as defensive coordinator from 1985-88.

He returned to Pitt as defensive backs coach for four years (1989-92), doubling as defensive coordinator in 1992. Rapone then became the head coach at his alma mater, New Castle High School, for two seasons (1993-94). He returned to the college (1995) at then Division I-AA University of Connecticut under head coach Skip Holtz, serving as defensive coordinator and secondary coach for four seasons and helping the Huskies to the I-AA playoffs for the first time in school history in 1998. That squad was ranked No. 7 in the final The Sports Network Top 25 poll and was led by a defense that forced 29 turnovers on the season.

Rapone went back to Temple for his second tenure and served as defensive backs coach and kickoff coverage coach for seven years (1999-2005). The Owls were one of only eight teams in the nation to rank in the top 20 in total defense in both 2001 and 2002.

He earned his bachelor's degree in Education from Virginia Tech in 1979 and his master's degree in Education from Pittsburgh in 1981. Rapone has two daughters, Johanna and Mary.



NICK RAPONE COACHING BREAKDOWN

Year	School/Team	Position
1979-80	University of Pittsburgh	Graduate Assistant
1981-82	East Tennessee State	Defensive Backs
1983-88	Temple	Defensive Coordinator/Secondary
1989-92	University of Pittsburgh	Defensive Coordinator/Defensive Backs
1993-94	New Castle (PA) High School	Head Coach
1995-98	University of Connecticut	Defensive Coordinator
1999-2005	Temple	Secondary
2006-12	University of Delaware	Defensive Coordinator/Defensive Backs
2013-	ARIZONA CARDINALS	DEFENSIVE BACKS



KEVIN ROSS

COLLEGE: Temple

HOMETOWN: Paulsboro, NJ

YEARS NFL/CARDINALS: 26/5

DOB: January 16, 1962

CORNERBACKS

Former Pro Bowl defensive back Kevin Ross begins his fifth season with the Cardinals as cornerbacks coach after he joined the team on 2/5/13. A 14-year NFL veteran as a player, Ross enters his 12th season as an assistant coach after previous jobs with Oakland (2010-11), San Diego (2007-08) and Minnesota (2003-05). In Arizona, Ross reunited with head coach Bruce Arians under whom he played as a team captain during his senior season at Temple in 1983.

During his tenure with the Cardinals, Ross has worked with All-Pro CB Patrick Peterson. Last year, Peterson was selected to his sixth consecutive Pro Bowl and fifth straight selection at cornerback. The Cardinals finished with the NFL's #2 ranked defense, marking the second straight season the team had a top-five defense in the league and their highest ranking in franchise history. In 2015, the Cardinals finished the year with the NFL's #5 ranked defense. The unit ranked second in the NFL with 33 total takeaways and tied Kansas City for the league lead with six defensive TDs. Peterson earned his fourth consecutive Pro Bowl selection at CB and was named first-team All-Pro for the second time.

In 2014, Peterson and CB Antonio Cromartie were both selected to the Pro Bowl. Arizona's defense allowed just 18.7 points per game, the fifth lowest average in the league, while allowing 20 points or fewer in an NFL-high 13 games. The Cardinals defense allowed just 299 points, the first time the team has allowed fewer than 300 points in a season since 1994 (267).

Ross helped the Cardinals 2013 defense finish as the NFL's #6 ranked unit and force 30 takeaways, including 20 INTs, which tied for the fifth-best total in the NFL. Peterson made his second consecutive Pro Bowl at cornerback and was also named first-team AP All-Pro for the first time.

Prior to joining the Cardinals, Ross coached safeties with Oakland (2010-11), helping the Raiders record 30 INTs in two seasons. His tenure in Oak-

land followed one season as an assistant for the New York Sentinels of the United Football League (2009). From 2007-08, Ross assisted with defensive backs with the San Diego Chargers. In 2007, the Chargers led the NFL in INTs during both the regular season (30) and postseason (six). The 30 INTs in the regular season were the most by a San Diego defense in 38 years and it marked the first time a Chargers defense ever led the NFL in INTs.

Ross began his NFL coaching career with the Minnesota Vikings in 2002 at training camp as part of the NFL's Minority Coaching Program. In 2003, he worked as the Vikings assistant secondary coach where he stayed through the 2005 season. In his first year in Minnesota, the Vikings were second in the NFL with 28 INTs. In his second season, the Vikings advanced to the NFC Divisional Playoffs.

Ross played defensive back in the NFL for 14 seasons (1984-97) and was a two-time Pro Bowl selection. He was selected by Kansas City in the seventh round (173rd overall) of the 1984 NFL Draft and made an immediate impact with the Chiefs as a rookie when he posted a career-high six INTs to earn consensus All-Rookie honors. He played 11 seasons with Kansas City (1984-93; 1997), earning two Pro Bowl selections (1989-90). He also played two seasons in Atlanta (1994-95) and one with San Diego (1996). Ross retired following the 1997 season with 1,142 tackles, 38 INTs and two TDs. He was inducted into the Chiefs Hall of Fame in 2011.

Prior to joining the NFL coaching ranks, Ross spent four years coaching high school football at Camden High School (1999-00) and at Woodrow Wilson High (2001-02) in his native Camden, N.J.

Ross was an All-State and all-conference linebacker and running back at Paulsboro (N.J.) High School and a four-year letterman at Temple (1980-83). While at Temple, he appeared in 39 games and totaled 249 tackles with 13 INTs. Ross has three daughters, Celia, Cherrille and Cassidy, and two sons, Jovair and Kevin, Jr.



KEVIN ROSS COACHING BREAKDOWN

Year	School/Team	Position
1999–2000	Camden H.S.	Assistant Coach
2001–02	Woodrow Wilson H.S.	Assistant Coach
2003–05	Minnesota Vikings	Secondary
2007–08	San Diego Chargers	Assistant Secondary/Quality Control
2009	New York Sentinels (UFL)	Assistant Coach
2010–11	Oakland Raiders	Safeties
2013–	ARIZONA CARDINALS	CORNERBACKS

NFL PLAYING CAREER

Year	Team	Position
1984–93	Kansas City Chiefs	Defensive Back
1994–95	Atlanta Falcons	Defensive Back
1996	San Diego Chargers	Defensive Back
1997	Kansas City Chiefs	Defensive Back



BOB SANDERS

COLLEGE: Davidson

HOMETOWN: Jacksonville, NC

YEARS NFL/CARDINALS: 17/3

DOB: December 5, 1953

LINEBACKERS

Veteran assistant coach Bob Sanders enters his third season as linebackers coach with the Cardinals after he joined the team on 2/4/15. He came to Arizona in 2015 after spending the two previous seasons coaching the same position with the Oakland Raiders. Sanders is entering his 39th season as an assistant coach, including his 17th year in the NFL.

Last year, OLBs Markus Golden (12.5) and Chandler Jones (11) each had double-digit sacks, marking just the third time in team history (1983-84) the Cardinals had multiple players with double-digit sacks in a season. Golden's 12.5 sacks are the most in team history by a linebacker. Arizona led the NFL with 48 sacks in 2016, the third-highest total in team history. The Cardinals also finished with the NFL's #2 ranked defense, marking the second straight season the team had a top-five defense in the league and the team's highest ranking in franchise history.

In 2015, Sanders helped the Cardinals finish the season with the #5 ranked defense in the NFL while also forcing 33 takeaways, the second-best total in the NFL. Arizona's six defensive TDs in 2015 tied Kansas City for the NFL lead. OLB Dwight Freeney led the Cardinals with eight sacks in just 11 games after he joined the team in October.

With the Raiders in 2014, Sanders helped tutor rookie LB Khalil Mack as he collected 84 tackles, four sacks, four passes defended and one forced fumble while starting all 16 games. Mack was selected as one of the finalists for NFL Defensive Rookie of the Year. In 2013, Sanders oversaw a linebacker corps that featured three new starters – Kevin Burnett, Nick Roach and rookie Sio Moore. Roach, who played every snap

at MLB that season, set career highs with 152 tackles and 5.5 sacks and was named to the USA Today All-Joe Team, while Moore garnered PFWA all-rookie honors after totaling 4.5 sacks.

Prior to coming to Oakland, Sanders spent four seasons with Buffalo, having joined the Bills as defensive line coach in 2009 before coaching outside linebackers the next two seasons (2010–11) and taking over inside linebackers in 2012.

Sanders coached in Green Bay for four seasons (2005–08), including the last three years as defensive coordinator. He started with the Packers as defensive ends coach (2005) for one season and was named by Mike McCarthy as the new head coach's first defensive coordinator, a role he held from 2006–08. During his final Packers season (2008), Green Bay paced the NFL with six INTs returned for TDs and tied for the NFC lead with 22 interceptions. In 2007, Green Bay ranked sixth in scoring defense, 11th in total defense and 3rd in opponent third-down-conversion percentage, posting a 13-3 record and earning a spot in the NFC Championship game, and in 2006, Green Bay led the NFC with 46 sacks.

His first NFL coaching position came with the Miami Dolphins for four seasons (2001–04) as linebackers coach. While in Miami, Sanders coached Zach Thomas, helping Thomas to three straight Pro Bowl selections.

A college assistant for 22 years, his final collegiate job was at the University of Florida, where he helped three Gators (Jevon Kearse, Kevin Carter and Huey Richardson) earn first-round selections in the NFL Draft. Sanders spent 11 years in Gainesville (1990–2000) and held six coaching titles, ranging



from defensive line to linebackers. He also spent one season as assistant head coach and nine years as assistant defensive coordinator. Florida led the SEC in sacks in four straight years (1996-99) and Sanders helped the Gators to five conference crowns and the 1996 National Championship during his tenure.

Prior to coaching at Florida, Sanders spent five seasons at Duke (1985-89), the first four as outside linebackers/defensive ends coach, and the final campaign as co-defensive coordinator/outside linebackers. In sharing the defensive reins in 1989, he helped the Blue Devils to an 8-4 season and their first Atlantic Coast Conference title since 1965.

He coached for two years at Richmond (1983-84) and three seasons at East Carolina (1980-82). Sanders first collegiate position was as a part-time coach for head coach Pepper Rodgers at Georgia Tech in 1978, sandwiched between three years (1976-77, 1979) of coaching at the high-school level.

A native of Jacksonville, N.C., Sanders played on the defensive side of the ball at Davidson College (1972-75) and earned a bachelor's degree in Political Science. Sanders and his wife, Kathie, have three children, Lindsay, Sarah and Robby.

BOB SANDERS COACHING BREAKDOWN

Year	School/Team	Position
1978	Georgia Tech	Assistant Coach
1980-82	East Carolina	Defensive Line/Linebackers
1983-84	Richmond	Linebackers
1985-88	Duke	Outside Linebackers/Defensive Ends
1989	Duke	Co-Defensive Coordinator/Outside Linebackers
1990	Florida	Defensive Ends
1991-93	Florida	Assistant Def. Coord./Banditbacks/Gatorbacks
1994-97	Florida	Assistant Def. Coord./Defensive Ends
1998	Florida	Assistant Def. Coord./Def. Ends/Outside Linebackers
1999	Florida	Assistant Head Coach/Def. Ends/Outside Linebackers
2000	Florida	Assistant Def. Coordinator/Linebackers
2001-04	Miami Dolphins	Linebackers
2005	Green Bay Packers	Defensive Ends
2006-08	Green Bay Packers	Defensive Coordinator
2009-12	Buffalo Bills	Defensive Line/Linebackers/Outside Linebackers
2013-14	Oakland Raiders	Linebackers
2015-	ARIZONA CARDINALS	LINEBACKERS



LARRY ZIERLEIN

COLLEGE: Fort Hays State College

HOMETOWN: Lenora, KS

YEARS NFL/CARDINALS: 13/5

DOB: July 12, 1945

ASSISTANT OFFENSIVE LINE

Larry Zierlein (ZUR-line) enters his fifth season with the Cardinals and 13th in the NFL after he joined the team as assistant offensive line coach on 2/5/13. He previously coached in the NFL as the offensive line coach with Pittsburgh (2007-09), the assistant offensive line coach with Buffalo (2006) and the offensive line coach with Cleveland (2001-04).

Last season, RB David Johnson ran behind the Cardinals offensive line and set franchise records and led the NFL with 2,118 scrimmage yards (1,239 rushing, 879 receiving) and 20 TDs, including a team-record 16 rushing TDs. He was selected to his first Pro Bowl and was named first-team All-Pro. Arizona finished the 2016 season with 418 points, the fourth-best total in team history, while having the #9 ranked offense in the NFL. It is the second straight season the Cardinals had a top-10 offense.

In 2015, the Cardinals had the top ranked offense in the NFL and established single-season records for points (489), TDs (59), total net yards (6,533) and first downs (373). The offensive line helped lead the way for the NFL's #8 ranked rushing attack (1,917 yards and 16 TDs) while allowing just 27 sacks, the fourth-fewest in the NFL in 2015. G Mike Iupati was selected to the Pro Bowl for the fourth time in his career in his first season in Arizona, becoming the first Cardinals offensive lineman since Lomas Brown in 1996 and the first guard since Bob Young in 1979 to be chosen for the Pro Bowl.

While in Pittsburgh, Zierlein helped the Steelers win Super Bowl XLIII after ranking third in the NFL in rushing with 2,168 yards in 2007. RB Willie Parker finished fourth in the league with 1,316 rushing yards that season, earning a Pro Bowl selection, while G



Alan Faneca was selected to his seventh consecutive Pro Bowl. The Steelers had two 1,000-yard backs in three seasons with Zierlein in charge of the offensive line (Parker-1,316 yards in 2007 & Rashard Mendenhall-1,108 yards in 2009).

Prior to his one year in Buffalo, Zierlein helped Cleveland's offense average 4.1 yards per rush and 104.4 rushing yards per game in 2003. During his stops in both Pittsburgh and Cleveland, Zierlein worked under then offensive coordinator Bruce Arians.

Zierlein, who has over 40 years of coaching experience at the high school, collegiate and professional level, spent four seasons as offensive line coach for the University of Cincinnati (1997-2000). He helped Cincinnati set a Conference USA rushing record with 215.5 yards per game in 1997, and his 1999 offensive line set a school record by allowing just eight sacks, the fewest in the nation that year, despite having four first-year starters.

He had two stints as the offensive line coach at Tulane (1995-96; 1988-90), spent two seasons at LSU (1993-94) and served as offensive line coach at the

University of Houston (1978-86) for nine seasons. Zierlein also worked as co-offensive coordinator/offensive line coach for the New York/New Jersey Knights of the World League of American Football (WLAF) in 1991-92 and as an assistant coach for the Washington Commandos of the Arena Football League in 1987. He coached the offensive line with the Hartford Colonials in the United Football League in 2011 and the Sacramento Mountain Lions in 2012.

In addition to coaching, Zierlein also served in the United States Marine Corps from 1966-68, including a one-year tour of duty in Vietnam (1967).

A 1971 graduate of Fort Hays (KS) State College after playing defensive end, Zierlein began his coaching career at his alma mater as a graduate assistant/linebackers coach. After two years at Fort Hays State, he spent six years at the high school level, coaching at Abernathy (TX) High School (1972-74) and Lamar Consolidated (TX) High School (1975-77).

A native of Lenora, KS, Zierlein and his wife, Marcia have three children, sons Lance and Mike and daughter Nicci, nine grandchildren and two great grandchildren.

LARRY ZIERLEIN COACHING BREAKDOWN

Year	School/Team	Position
1970-71	Fort Hays State College	Linebackers/Graduate Assistant
1972-74	Abernathy H.S.	Head Coach/Assistant Coach
1975-77	Lamar Consolidated H.S.	Offensive Line
1979-86	University of Houston	Offensive Line
1987	Washington Commandos (Arena)	Assistant Coach
1988-90	Tulane	Offensive Line
1991-92	NY/NJ Knights (WLAF)	Offensive Coordinator/Offensive Line
1993-94	Louisiana State	Offensive Line
1995-96	Tulane	Offensive Line
1997-2000	University of Cincinnati	Offensive Line/Running Game Coordinator
2001-04	Cleveland Browns	Offensive Line
2006	Buffalo Bills	Assistant Offensive Line
2007-09	Pittsburgh Steelers	Offensive Line
2011	Hartford Colonials (UFL)	Offensive Line
2013-	ARIZONA CARDINALS	ASSISTANT OFFENSIVE LINE



WESLEY GOODWIN

COLLEGE: Mississippi State

YEARS NFL/CARDINALS: 3/3

HOMETOWN: Grove Hill, AL

ASSISTANT TO THE HEAD COACH

Wesley Goodwin enters his third season with the Cardinals as assistant to the head coach after he was hired in February, 2015. He came to the Cardinals after spending the previous six seasons at Clemson, including his final two years as a defensive analyst.

While at Clemson, Goodwin was in charge of all defensive breakdowns and opponent scouting, assisted with on-campus recruiting, worked as an assistant camp director, and also served as an assistant NFL liaison.

He began his tenure at Clemson in 2009 as a graduate assistant for two years, working with the defense in 2009-10. In 2011, Goodwin was elevated to defensive research development, and in 2013, was elevated to a defensive analyst. He was a promoted to a full-

time coach in charge of the secondary in the month leading up to the 2012 Chick-Fil-A Bowl. In 2014, his last season at Clemson, Goodwin helped the Tigers defense finish as the top ranked unit in the country in total defense, third down conversion defense, first downs allowed, and tackles for loss, while being in the top five in many other statistical categories.

Goodwin began his coaching career at his alma mater, Mississippi State as a student assistant in 2006-07 and worked as a graduate assistant in 2008. A native of Grove Hill, AL, Goodwin graduated with a degree in Business Administration from Mississippi State in 2007 and earned an MBA from Mississippi State in 2009.



TERRY McDONOUGH

COLLEGE: Massachusetts

HOMETOWN: Boston, MA

YEARS NFL/CARDINALS: 26/5

VICE PRESIDENT, PLAYER PERSONNEL

Terry McDonough begins his fifth season with the Cardinals and fourth as Vice President, Player Personnel after he was promoted in January, 2014. In his current role with the Cardinals, McDonough works alongside GM Steve Keim while overseeing both the college and pro personnel departments while assisting with player contract negotiations.

Entering his 26th year of scouting in the NFL, McDonough joined the Cardinals in 2013 as an Eastern Regional Scout after spending the previous 10 years with the Jacksonville Jaguars, including his last four seasons as the team's Director, Player Personnel. He joined the Jaguars in 2003 and was promoted to Director, Player Personnel in January, 2009. In that role, McDonough scouted the top collegiate players throughout the nation as well as the top free agent prospects each year.

In the 2015 offseason, McDonough was named to an advisory council for the Nunn-Wooten Scouting Fellowship, an NFL program to encourage former players to pursue a career in professional scouting. The fellowship is named in honor of longtime Steelers personnel director Bill Nunn and former NFL player and front office executive John Wooten.

A Boston, MA native, McDonough began his NFL scouting career as an intern with San Francisco in 1989, a season in which the 49ers went 14-2 in the regular season and beat the Broncos in Super Bowl XXIV. Following his graduation from Massachusetts with a degree in Sports Management, he was named player personnel director of the Barcelona Dragons of the World League in 1990. While with the Dragons

(1990-92), McDonough handled a variety of personnel assignments, serving as the team's West Coast scout and helping each team prepare for the WFL draft. McDonough toured NFL and CFL training camps to grade potential WFL players. The 1991 Barcelona team finished with a 9-3 record, losing the league title to London in the World Bowl. The following season, the Dragons captured the European championship.

In 1992, McDonough was hired by the Cleveland Browns as a Southeast area scout, and he moved to Baltimore with the franchise in 1996. With the Ravens, McDonough served as the Eastern college supervisor for three years under the direction of General Manager Ozzie Newsome. During McDonough's tenure with the Ravens, the team won Super Bowl XXXV following the 2000 season.

McDonough was all-conference as a running back at Hingham (MA) High School in football as well as in baseball, and he also lettered in basketball before he transferred to Bridgton Academy.

He is the son of the late Will McDonough, the long-time sports reporter and columnist for The Boston Globe who also worked at CBS Sports and NBC Sports. He is also the brother of Phoenix Suns general manager, Ryan McDonough, and his other brother Sean McDonough, is the play-by-play voice of ESPN's Monday Night Football and was previously on air with CBS Sports and was the television voice of the Boston Red Sox.

McDonough and his wife, Lynette have three children, daughter, Caroline, and sons, Patrick and Brendan.



MIKE DISNER

COLLEGE: Williams College

HOMETOWN: West Bloomfield, MI

YEARS NFL/CARDINALS: 11/5

DIRECTOR, FOOTBALL ADMINISTRATION

Mike Disner (DIZZ-ner) enters his fifth season with the Cardinals after being hired as Director, Football Administration in February, 2013. He joined the Cardinals from the NFL Management Council where he worked for four years as Labor Operations Manager (2012) and Labor Operations Coordinator (2009-11).

Disner has an extensive background and experience in salary cap regulations and player contract compliance. While at the NFL Management Council, he was an integral part of negotiations in helping to cultivate the most recent Collective Bargaining Agreement. He also helped establish the rookie system, managed the

salary cap reconciliation process and developed analytical tools to assist clubs in decision-making processes.

With the Cardinals, Disner works alongside GM Steve Keim on player contract negotiations as well as strategic planning and management of the team's Salary Cap. He also serves as the Cardinals liaison to the NFL Management Council and works with the team's scouting staff and coaching staff on various statistical projects and analysis.

Prior to working for the NFL Management Council, Disner worked with the New England Patriots for two years after beginning his professional career as



a scouting assistant in 2007. He interned with the Patriots for two summers (2005 and '06) while working on his degree in Economics which he received from Williams College (MA) in 2007.

During the 2014 offseason, Disner was selected to Forbes "30 Under 30" list, honoring 30 athletes or

executives 30 years or younger making a mark in the sports industry.

The West Bloomfield, MI native played baseball at Williams College where he was a two-year starter as a pitcher. Disner and his wife, Gail, and son, Theodore, reside in Chandler, AZ.



MATT CARACCILO

COLLEGE: Ithaca College

HOMETOWN: Oceanside, NY

YEARS NFL/CARDINALS: 15/6

DIRECTOR, FOOTBALL OPERATIONS

Matt Caracciolo enters his sixth season with the Cardinals and first as Director, Football Operations after he was promoted in February, 2017. He originally joined the Cardinals in June, 2012 as the team's Football Operations Coordinator. Caracciolo came to the Cardinals after spending the previous seven seasons with the New England Patriots, the last six years (2006-11) as Director of Football Operations. With the Patriots, he managed day-to-day operations, including training camp, home and road game operations and team travel. He also worked with the NFL as the team's point of contact for all football logistical efforts surrounding their trips to Super Bowl XLII and XLVI in addition to their game in London in 2009.

Caracciolo's responsibilities with the Cardinals include managing day-to-day football operations, the

team's training facility, mini-camp operations, training camp, budgets, football rules compliance and also directing the team's travel.

Caracciolo joined the Patriots in 2005 as a football operations assistant after spending the 2003 and 2004 seasons with the Miami Dolphins as a scouting intern. He previously served as an operations graduate assistant at Syracuse (2001-03) while earning a master's degree in Higher Education.

The Oceanside, NY native played two seasons at Ithaca College where he also received a degree in Sports Information and Communications in 2001. His brother, Pete, is the Director of Team Travel/Football Operations with the Oakland Raiders. Caracciolo and his wife, Kelly, and son, Luca, reside in Scottsdale, AZ.



DRU GRIGSON

COLLEGE: Northern Iowa

HOMETOWN: Highland, IN

YEARS NFL/CARDINALS: 10/10

DIRECTOR, COLLEGE SCOUTING

Dru Grigson begins his fifth season as Director, College Scouting after being promoted in May, 2013. He is entering his 10th season with the Cardinals after originally joining the team as an area scout in June, 2008 following one year with the Montreal Alouettes (CFL) as a scout.

Grigson was promoted to a regional scout in 2010 in charge of scouting the Eastern half of the country. He previously scouted the Central and Southeast regions during his first season with Arizona and scouted the Midwest and Eastern areas in his second season.

A Highland, IN native, Grigson played linebacker and defensive end at New Mexico State from 1997-99 before transferring to the University of Northern Iowa in 2000. He finished his collegiate playing career at William Penn University in 2002 and

recorded 54 tackles, 11 tackles for loss, two sacks, one forced fumble and two pass deflections.

Grigson signed as a rookie free agent with the Minnesota Vikings in 2003 and attended training camp with the Ottawa Renegades of the CFL in 2004.

Prior to joining the Alouettes in 2007, he was a volunteer scout for the Philadelphia Eagles in 2005-06 and worked with his brother, Ryan, the former Director of Player Personnel for the Eagles and GM of the Indianapolis Colts.

Grigson is a certified strength and conditioning coach and has trained NFL prospects. He assisted the Northwestern University speed and strength program in 2004. Grigson graduated from Northern Iowa with a bachelor's degree in 2002 and resides in Chicago, IL with his wife, Jennifer, and their daughter, Mia and son, Kaz.



QUENTIN HARRIS

COLLEGE: Syracuse

HOMETOWN: Wilkes-Barre, PA

YEARS NFL/CARDINALS: 15/14

DIRECTOR, PRO SCOUTING

Former Cardinals safety Quentin Harris begins his 10th season in Arizona's scouting department and fifth as Director, Pro Scouting after being promoted in May, 2013. Originally hired in June, 2008 as a pro scout, Harris was first elevated to Assistant Pro Personnel Director in 2010. A free safety for four seasons with the Cardinals (2002-05), Harris began his scouting career after finishing his NFL playing days with the Denver Broncos in 2007.

Harris was signed by the Cardinals as an undrafted rookie free agent in 2002 out of Syracuse and appeared in 54 games over four seasons, including six starts. He led the Cardinals in special teams tackles for two consecutive seasons (19 in 2004, 24 in 2005) before signing as a free agent with the New York Giants in 2006. After being waived by the Giants following training camp, Harris was signed by the Broncos later that season and appeared in six games.

He finished his NFL career with 50 tackles (42 solos), a sack, an interception, five passes defended, a forced fumble, a fumble recovery and 58 special teams tackles in 60 career games (six starts).

Harris was a four-year starter at free safety for Syracuse where he finished his Orange career with 327 tackles (183 solos), four forced fumbles, four fumble recoveries and 10 interceptions in 42 career games. Harris left Syracuse ninth in school history for career interceptions while also being chosen as an honorable mention All-American, first-team All-Big East conference selection and a second-team choice from the conference's coaches as a senior in 2001.

Harris was an honorable mention All-America selection at Wyoming Seminary Upper School in Kingston, PA and received a bachelor's degree in Information Studies from Syracuse in 2001.

Harris and his wife Tara have a daughter, Aliyah, and two sons, Amani and Elijah.



DEBBIE POLLOM

COLLEGE: Evergreen State

HOMETOWN: Auburn, WA

YEARS NFL/CARDINALS: 33/5

COLLEGE SCOUTING COORDINATOR

Debbie Pollom enters her fifth season with the Cardinals and 33rd in the NFL after she joined the organization in February, 2013 as the team's College Scouting Coordinator. Pollom came to Arizona after spending 21 seasons with the Rams, including the last 12 years as Director of Scouting Administration.

In her current role, she assists in the day-to-day operations of the college and pro scouting departments, including coordination of the team's draft room.

Pollom joined the Los Angeles Rams as a player personnel assistant in 1992 and stayed in that role until she was named Director of Scouting Administration prior to the 2001 season.

She began her career as a player personnel assistant with the Memphis Showboats of the USFL in 1983. She then worked for the Chicago Blitz in 1984 before working for the Cleveland Browns from 1984-89. Pollom was also a Pro Scouting Assistant for New England for two seasons (1990-91) before joining the Rams.

She has a bachelor's of arts from Evergreen State College (Olympia, WA). Pollom is the daughter of longtime personnel scout Norm Pollom (Los Angeles Rams, Buffalo Bills) and sister of the late Mike Pollom, a scout for the New England Patriots from 1987-2001. She has one son, Nicholas.



CHRIS CULMER

COLLEGE: Washington State

HOMETOWN: West Richland, WA

YEARS NFL/CARDINALS: 18/9

WESTERN REGIONAL SCOUT

Chris Culmer enters his ninth season with the Cardinals and fourth as Western Regional Scout after being promoted in May, 2014. Beginning his 18th season in the NFL, Culmer came to Arizona in June, 2009 as an area scout in the west after working the previous nine seasons with the Seattle Seahawks (2000-08). His primary area of responsibility with the Cardinals is cross checking player evaluations for the western half of the country.

Culmer began his NFL career in 2000 with the Seahawks as a scouting assistant and was promoted to Pro Scout in 2004. While in Seattle, the Seahawks went to the playoffs five times, including four consecutive NFC West Division titles and appeared in

Super Bowl XL. As a Pro Scout, Culmer was responsible for the advance scouting of Seahawks opponents while also evaluating players in all professional leagues, including the NFL, CFL and Arena Football. In addition, Culmer assisted in evaluating and ranking the nation's top collegiate prospects for the annual draft.

A West Richland, WA native, Culmer received his bachelor's degree in Business Administration from Washington State University in 1998 and earned a master's degree in Sport Management from the University of Massachusetts in 2000.

Culmer and his wife, Kristina, reside in Seattle with their son and daughter.



LUKE PALKO

COLLEGE: Saint Francis (PA)

HOMETOWN: Imperial, PA

YEARS NFL/CARDINALS: 11/9

EASTERN REGIONAL SCOUT

Luke Palko begins his ninth season with Arizona and 11th in the NFL after joining the team's scouting department in June, 2009. He was promoted to Eastern Regional Scout in May, 2014 after working the previous five seasons as an area scout in the Central and Southeast regions of the country. In his current role, Palko is responsible for cross checking player evaluations for the Eastern half of the country.

Brother of former Cardinals, Steelers and Chiefs quarterback Tyler Palko, Luke came to the Cardinals after interning with the Pittsburgh Steelers player personnel department for two seasons (2007-08).

An Imperial, PA native, Palko was a wide receiver at Saint Francis (PA) where he finished his collegiate career as the second leading receiver in school and conference history with 225 receptions for 2,020 yards and 18 touchdowns. He set the school's single-season record with 85 receptions for 812 yards and seven touchdowns as a junior in 2005. He also served as the team's punter as a junior and senior.

The West Allegheny High School graduate became just the third-student athlete in Saint Francis his-

tory to earn ESPN the Magazine First-Team Academic All-American honors in 2005. He was also named the Northeast Conference's Football Scholar-Athlete of the Year in 2006 and earned a spot on the Division I-AA Athletic Director's Association Academic All-Star Team and the conference academic honor roll twice. In addition, Palko was one of 17 collegiate football players selected as a 2006 National Football Foundation & College Hall of Fame National Scholar-Athlete. As part of the honor, Palko was awarded an \$18,000 post-graduate scholarship and was also a finalist for the William V. Campbell trophy.

Palko's father, Bob, has coached high school and college for the over 30 years. Now at West Allegheny, he has compiled eight W.P.I.A.L. championships and the class AAA state title in 2001 and was named the Pittsburgh Post-Gazette's High School Coach of the Year in 2012. His eight W.P.I.A.L. titles are the most in league history.

Palko graduated from Saint Francis with a bachelor's degree in Accounting in 2007 and resides in Pittsburgh, PA with his wife, Megan.



ZAC CANTY

COLLEGE: Cornell
HOMETOWN: Naperville, IL

YEARS NFL/CARDINALS: 8/6

AREA SCOUT

Zac Canty enters his sixth season with the Cardinals and eighth in the NFL after joining the team's scouting department in May, 2012. He was promoted to an area scout in May, 2014 with the responsibility of scouting the Northeast region of the country for the Cardinals. Canty joined Arizona as the team's representative with the National Football Scouting service after spending two seasons (2010-11) with the Chicago Bears as a Pro Personnel Assistant.

Canty began his scouting career with the Bears in 2010 and assisted both the pro and college scouting departments. In his first season with Chicago, the Bears won the NFC North and reached the NFC Championship game.

He played wide receiver at Cornell University from 2005-08 and was a three-year starter for the Big Red where he finished his career with 141 receptions for 1,442 yards and seven touchdowns. He had his best season as a senior when he collected a career-high 51 receptions for 496 yards and a touchdown.

Canty helped Naperville North (IL) High School to a league title and a 10-1 record as a senior after earning Sun News Player of the Year honors following his junior season. He was also named honorable mention All-State from the Chicago Tribune as a junior.

He graduated from Cornell in the spring of 2009 with a BS in Applied Economics and Management.



JOHN MANCINI

COLLEGE: SUNY-Plattsburgh
HOMETOWN: Long Island, NY

YEARS NFL/CARDINALS: 23/5

AREA SCOUT

John Mancini enters his fifth season with the Cardinals and 23rd in the NFL after joining the team's scouting department in May, 2013. His primary area of responsibility with the Cardinals is scouting the Midwest region of the country.

Mancini came to Arizona after working 18 seasons with the St. Louis Rams, including the last 16 years in the team's personnel department.

He spent 10 years as a college scout with the Rams before serving as Director of College Scouting from 2009-12. Mancini joined the Rams in their

inaugural season in St. Louis in 1995, beginning his career in the ticket office before moving into merchandise and then as a scouting assistant in 1997. During his tenure with the Rams, Mancini worked on both the pro and college sides of player personnel.

A Long Island, NY native, Mancini is a graduate of the State University of New York at Plattsburgh with a degree in Business Management. Mancini and his wife, Theresa, have a son, Dominic, and daughters, Avarie and Brooklyn.



JOHN RITCHER

COLLEGE: N.C. State
HOMETOWN: Raleigh, NC

YEARS NFL/CARDINALS: 7/6

AREA SCOUT

John Ritcher begins his sixth season with the Cardinals and seventh in the NFL after joining the team's scouting department in May, 2012. He came to Arizona after working as a scouting assistant with the Miami Dolphins in 2011. After beginning his Cardinals career scouting in the Northeast region, he is now responsible for scouting the Southeast region of the country for Arizona.

He joined the Dolphins in 2011 after working for three seasons on the strength and conditioning staff at Florida State. He went to work for Florida State in 2008 and also helped out with the Seminoles tight ends.

Prior to his arrival at FSU, Ritcher played fullback and linebacker for the Georgia Force in the Arena Football League in 2007. With the Force, Ritcher had 20 carries for 58 yards and a touchdown to go along with two receptions for 20 yards and two touchdowns.

Ritcher played collegiately at N.C. State and was a four-year letterman as a tight end and had 16

receptions for 138 yards and one touchdown. He was honored with the Mike Hardy Award in 2004, given to the player who shows a winning attitude and plays beyond his capabilities, as well as the 2005 Bob Warren award for integrity and sportsmanship. Following his graduation from N.C. State, Ritcher spent two years as the head strength and conditioning coach at his high school alma mater, Ravenscroft High School, in Raleigh, NC.

He helped guide his team to an 11-1 record as a senior and won the independent schools state championship while also being selected as an NCISAA All-State performer at tight end as a junior and senior.

Ritcher graduated from N.C. State with a bachelor's degree in Zoology in 2005 and received a Master's of Science in Sport Management from Florida State in 2010. He and his wife Ashley, have a son, James, and a daughter, Sophia.



JOSH SCOBEY

COLLEGE: Kansas State
HOMETOWN: Oklahoma City, OK

YEARS NFL/CARDINALS: 12/9

AREA SCOUT

Former Cardinals running back Josh Scobey enters his sixth season in the team's scouting department and fourth as an area scout after being elevated to the position in May, 2014. His primary area of responsibility with the Cardinals is scouting the Western region of the country.

Scobey previously worked with the Cardinals as a Pro Scout in 2013 where he helped scout prospects in the NFL, CFL and Arena Football League. He joined the team as a scouting assistant in May, 2012 after working as an intern in 2010.

A sixth-round pick (185th overall) of the Cardinals in the 2002 NFL Draft, Scobey played in 62 games over six seasons in the NFL. After spending the 2002 season on injured reserve with a thumb injury, he led the NFL in kickoff returns in 2003 with 73 for 1,684 yards and a touchdown. He was claimed off waivers by Seattle in 2005, and totaled 1,326 yards on 59 kickoffs and was named a captain in Super Bowl XL in his first season with the Seahawks. He played in three games with the

Buffalo Bills in 2007 before finishing his career by returning to the Seahawks for four games that same season.

For his career, Scobey had 189 kickoff returns for 4,160 yards (22.4 yard avg.), 27 carries for 89 yards and 19 receptions for 200 yards.

Scobey was a two-time All-Big 12 selection at Kansas State after a standout junior college career at Northeastern Oklahoma A&M. In two seasons at Kansas State, he set an all-time school record with 31 rushing touchdowns and ranked in the top 10 in program history with nine 100-yard rushing games, 1,981 rushing yards, and 186 points scored. He also set a single-season school record with 1,263 rushing yards on 240 carries as a senior in 2001.

He was an honorable mention All-American selection by USA Today at Del City High School in Oklahoma City, OK where he set a single-season rushing record with 1,819 yards and 21 touchdowns in 1997. He graduated from Kansas State with a bachelor's degree in Social Science.



DARIUS VINNETT

COLLEGE: Arkansas

HOMETOWN: St. Rose, LA

YEARS NFL/CARDINALS: 7/5

AREA SCOUT

Darius Vinnett enters his fifth season with the Cardinals after joining the team's scouting department in May, 2013. He started with the Cardinals as a scouting assistant and spent the last three years as the Cardinals representative with the National Football Scouting service before being promoted to an area scout in May, 2017. He is now responsible for scouting the near East region of the country for the Cardinals.

Vinnett played 22 games at cornerback during his career at the University of Arkansas and helped the Razorbacks win the 2006 SEC West title and play in the Capital One Bowl. Prior to playing at Arkansas, Vinnett played two seasons at West Hill College (CA) earning All-Valley Conference in each season. As a sophomore, he had 56 tackles, one interception and 15 passes

defensed. He also honored in 2002 as a Junior College Academic All-American.

Following college, Vinnett signed with the St. Louis Rams as an undrafted rookie free agent in 2007 and played in eight games and had 13 tackles as a rookie before spending time on the Rams and Falcons practice squads in 2008. He also spent part of the 2009 off-season with the Falcons.

Vinnett played with the Florida Tuskers (2009-10) of the United Football League before they became the Virginia Destroyers (2011-12), appearing in all three league title games and winning the UFL championship in 2011.

Vinnett graduated with a bachelor's degree in Sociology in 2006.



GLEN FOX

COLLEGE: South Dakota State

HOMETOWN: Cedar Rapids, IA

YEARS NFL/CARDINALS: 5/5

PRO SCOUT

Glen Fox enters his fifth season with the Cardinals and fourth as a Pro Scout after being promoted in May, 2014. He joined the Cardinals as a scouting assistant in 2013 following a playing career that featured stops in the UFL and AFL.

Following a four-year collegiate career as a wide receiver at South Dakota State, Fox participated in rookie minicamp with Green Bay in 2010 and later played in the AFL and UFL. During his time in the Arena Football League, he played with the Arizona Rattlers (2011) and Orlando Predators (2012) while also playing in the United Football League with the Omaha Nighthawks and Sacramento Mountain Lions (2011-12).

At South Dakota State, Fox finished third all-time in receptions and sixth all-time in receiving

yards. He was a team captain as a senior and was a two-time All-Missouri Valley Conference performer during his junior and senior campaigns. After ranking second in receiving touchdowns (10), third in receptions per game (5.5) and fourth in receiving yards per game (66.0), Fox's 66 receptions as a junior were the fourth most in a season by a Jack-rabbit player. During his senior season, Fox had 62 receptions for 787 yards and four touchdowns. He also played in three games as a member of the SDSU men's basketball team during the 2005-06 season.

A Cedar Rapids, IA native, Fox received his bachelor's degree in Business Economics in 2010. He resides in Phoenix, AZ.



ALFONZA KNIGHT

COLLEGE: Sewanee University

YEARS NFL/CARDINALS: 4/4

HOMETOWN: Nashville, TN

SCOUT

Alfonza Knight enters his fourth season with the Cardinals after joining the team's scouting department in June, 2014. After working as a scouting assistant the past three years, Knight was promoted in May, 2017 and is in his first season as the Cardinals representative with the National Football Scouting service.

Knight began his career as an intern with the equipment staff of the Tennessee Titans in 2012 before working for two years with the Senior Bowl (2013-14) where he helped create the preseason watch list of college seniors and evaluated potential invitees to the annual college all-star game.

He played safety collegiately at Sewanee University where he was a two-time first-team All-Southern Collegiate Athletic Conference selection (2010-11), including as a senior in 2011 where he 68 tackles, two sacks and two interceptions. As a junior in 2010, he finished the season ranked second in the SCAC in tackles per game (10.1) and tackles (101) while also collecting four tackles for loss, three passes defended and two interceptions. Knight was also a second-team All-SCAC selection in 2009.

Knight graduated with a bachelor's degree in Anthropology in 2012.



ADRIAN WILSON

COLLEGE: N.C. State

YEARS NFL/CARDINALS: 16/15

HOMETOWN: High Point, NC

SCOUT

Former Cardinals safety Adrian Wilson begins his third season in Arizona's scouting department following his retirement from the NFL in 2015. Wilson became the 15th member of the Cardinals Ring of Honor when he was inducted during the 2015 season. He was promoted to his current position in April, 2016 and assists with both the Cardinals pro and college scouting departments.

Prior to being hired full-time, Wilson had previously been working with the Cardinals as part of the Nunn-Wooten Scouting Fellowship. Created in January of 2015, the Nunn-Wooten Scouting Fellowship is designed to educate former players interested in a career in professional scouting.

Wilson spent 12 seasons (2001-12) playing with the Cardinals after joining the team as a third-round selection (64th overall) in the 2001 NFL Draft out of N.C. State. A five-time Pro Bowl selection (2006, 2008-11) and three time All-Pro selection (2006, 2008-09), he finished his NFL career with 987 tackles (716 solos), 25.5 sacks, 27 interceptions, 106 passes defended, 15 forced fumbles, eight fumble recoveries and four touchdowns in 181 regular season games (162 starts). Wilson and Hall of Famer Larry Wilson (1962-63, '65-70) are the only two safeties in team history selected to five or more Pro Bowls. He was inducted into the Arizona Sports Hall of Fame in October of 2016.

A five-time team captain (2007, 2009-12), Wilson is one of just six players in NFL history (Ronde Barber, Brian Dawkins, Rodney Harrison, Ray Lewis, William Thomas) with at least 25 sacks and 25 interceptions in their career. His 181 games played rank as the

seventh-highest total in team history and the second most among Cardinals defenders behind only Hall of Fame defensive back Roger Wehrli (193). Wilson's 27 interceptions rank sixth in team history, his 25.5 sacks rank 12th on the Cardinals all-time list and his 508 interception return yards rank fifth. His four NFC Defensive Player of the Week selections are also the most in team history.

Since sacks became an official statistic in 1982, Wilson's 25.5 career sacks rank as the fourth-best total in league history among defensive backs and his eight sacks in 2005 were the most in a single season in NFL history by a defensive back.

Wilson was a two-year starter at North Carolina State (1999-2000) where he recorded 254 total tackles (144 solos) and 11 stops behind the line of scrimmage in 33 games for the Wolfpack. He also added three interceptions and 11 pass deflections in 23 career starts before entering the NFL Draft following his junior season.

He garnered All-Guilford County honors from the Greensboro News and Record at T.W. Andrews (High Point, NC) High School, where in June of 2010, he had his prep jersey number (9) retired. Wilson played free safety and split end as a senior, helping his team to a berth in the playoffs. He also played basketball and ran track in high school and was an honorable mention All-American in basketball in 1998 and was also a Dream Team All-America selection. Wilson majored in Parks, Recreation, and Tourism Management. He owns a designer shoe store in Scottsdale (AZ) called High Point.



RYAN GOLD

COLLEGE: Massachusetts
HOMETOWN: Westwood, MA

YEARS NFL/CARDINALS: 4/4

SCOUT

Ryan Gold enters his fourth season with the Cardinals and first as a scout after being promoted in May, 2017. He originally joined the Cardinals in June, 2014 and worked the past three years as a scouting assistant.

Gold came to Arizona after working three seasons (2011-13) at his alma mater, the University of Massachusetts, as the assistant offensive line coach. He began his coaching career at UMass for two seasons (2009-10) as an offensive undergraduate assistant.

While in college at UMass, Gold interned for two seasons with the New England Patriots in their marketing and operations department. Prior to college, Gold was the captain of his football and baseball teams at Westwood (MA) High School where he won two championships.

Gold got his bachelor's degree in Sport Management in 2011 from Massachusetts and earned his master's degree in Higher Education from UMass in 2014. He and his wife, Jennifer, reside in Scottsdale, AZ.

JIM HART SELECTED FOR CARDINALS RING OF HONOR

Former Cardinals QB **Jim Hart** will be inducted into the franchise's Ring of Honor in a ceremony during halftime of the Cardinals-Rams game on December, 3.

"The Ring of Honor is reserved for those who have made the most extraordinary contributions to the Cardinals organization, and Jim Hart is absolutely in that category," said Cardinals President Michael Bidwill. "When you look back at his career, two things really jump out: excellence and longevity. He is our franchise's career leader in nearly every passing category which is commendable in its own right. But an undrafted quarterback going on to play 18 seasons and 199 games may be even more remarkable and unlikely to ever be duplicated. The impact he had on the Cardinals was undeniable and we are thrilled that he will have this permanent place of honor within our franchise."


Hart signed with the Cardinals in 1966 as an undrafted rookie free agent out of Southern Illinois and went on to play 18 of his 19 NFL seasons with the team (1966-83). He played more seasons with the Cardinals (18) than any other player in franchise history, and only five players in NFL history have spent more seasons with one club: Jason Hanson (Lions, 21 seasons), Jackie Slater (Rams, 20 seasons), Darrell Green (Redskins, 20 seasons), Jim Marshall (Vikings, 19 seasons) and Bruce Matthews (Oilers/Titans, 19 seasons).

In Cardinals history, only kicker Jim Bakken (234) and wide receiver Larry Fitzgerald (202) have appeared in more games with the team than Hart (199).

The NFC Player of the Year in 1974, Hart owns the Cardinals record for career wins by a quarterback (87) and established franchise career records in pass attempts (5,069), completions (2,590), passing yards (34,639) and touchdown passes (209). He was selected to four consecutive Pro Bowls (1974-77), the most Pro Bowl selections by a quarterback in team history.

Under head coach Don Coryell, Hart led the Cardinals to three consecutive 10-win seasons (1974-76) and back-to-back division titles in 1974 and 1975. He engineered 10 game-winning drives during that three-year span as the team became known as the 'Cardiac Cards'.

Hart will become the 17th member of the Cardinals Ring of Honor, the creation of which coincided with the opening of University of Phoenix Stadium in 2006. He will join Kurt Warner, who will be inducted into the Pro Football Hall of Fame in August, as the only quarterbacks in the group. The other 15 members are: Charles W. Bidwill, Sr. (Owner), Jimmy Conzelman (Coach), T Dan Dierdorf, HB John "Paddy" Driscoll, HB/DB Marshall Goldberg, WR Roy Green, CB Dick "Night Train" Lane, HB Ollie Matson, HB Ernie Nevers, S Pat Tillman, HB Charley Trippi, CB Roger Wehrli, CB Aeneas Williams, S Adrian Wilson and S Larry Wilson.





TOM REED

COLLEGE: Kentucky
HOMETOWN: Louisville, KY

YEARS NFL/CARDINALS: 19/10

HEAD ATHLETIC TRAINER

Tom Reed begins his 19th year in the NFL and 10th season as the Cardinals head athletic trainer after being hired to the position in June, 2008. Reed came to the Cardinals after working nine seasons (1999-2007) as an assistant athletic trainer with the Atlanta Falcons.

Born in Madison, WI and raised in Louisville, KY, Reed began his full-time athletic training career as an assistant athletic trainer at Miami (OH) University from 1996-99 working with football, men's basketball, soccer, and track and field before joining the Falcons for the 1999 season.

Reed played football at the University of Louisville in 1988-89 before transferring to the University of Kentucky where he finished his degree in Exercise Science and Kinesiology in 1994. He did post-baccalaureate work in facilities management while working as a rehabilitation coordinator with the football team during his time at Kentucky. While studying Exercise Physiology in graduate school at Miami (OH) in 1995-96, Reed also served

as a rehabilitation and therapeutic modalities instructor at Miami's athletic training curriculum program.

The 47-year old Reed completed summer internships with the Falcons in 1994 and 1995 and was a Professional Football Athletic Trainers Society (PFATS) scholarship winner in 1994. Reed was also the recipient of the 1997 American Red Cross CPR "Lifesaver of the Year" award and the 2015 Arizona Athletic Trainer's Association's Presidents Award Winner. He is an active member of the Professional Football Athletic Trainer's Society (PFATS), the National Athletic Trainer's Association (NATA), and the Arizona Athletic Trainer's Association (AzATA). Reed also currently sits on the Arizona Inter-scholastic Association's (AIA) Sports Medicine Advisory Committee, and is a founding board member of the Arizona Athletic Trainers Initiative Fund.

Reed and his wife, Nicole, reside in Tempe, AZ with their sons, Jackson and Jameson.



MARK AHLEMEIER

COLLEGE: Florissant Valley
HOMETOWN: St. Louis, MO

YEARS NFL/CARDINALS: 37/37

EQUIPMENT MANAGER

Mark Ahlemeier enters his 37th season with the Cardinals equipment department and his 32nd season as the equipment manager after five years as the assistant.

During the 2008 offseason, Ahlemeier was honored with the Whitey Zimmerman Award recognizing the NFL Equipment Manager of the Year.

His responsibilities include the purchase and maintenance of all team equipment and sideline apparel, outfitting players, coaches, and other football staff

for practices and games. Ahlemeier also coordinates the transport of all team gear for training camp, home and away games.

Ahlemeier was born in St. Charles, MO, and attended Ritenour High School and Florissant Valley College in St. Louis. He and his wife, Patti, have three children—daughters Mandy and Molly, and son Mark and two grandchildren, Oliver Mark and Poppy Angeline. They live in Tempe, AZ.



JEFF WALLO

COLLEGE: Ohio State
HOMETOWN: Youngstown, OH

YEARS NFL/CARDINALS: 16/6

VIDEO DIRECTOR

Jeff Wallo begins his sixth season with the Cardinals and first as video director after being promoted in January, 2017. He originally joined the Cardinals as the team's assistant video director in 2012 and served in that role for the past five seasons.

Prior to joining the Cardinals, Wallo served as the video coordinator at the University of Pittsburgh for two seasons (2009-10). He got his start in the NFL with the Cleveland Browns, first as an intern and then as a video

assistant in 2000. Wallo then worked as the assistant video director for the Browns from 2001-09.

A Youngstown, OH native, Wallo started his video career at his alma mater, Ohio State, as a student assistant for two seasons prior to receiving a bachelor's degree in Education in 1998.

Wallo is married to his wife, Rashel, and the couple have a son, Jackson, and a daughter Brooklyn.



Charlie Adkins
Football Operations
Assistant



Melissa Anderson
Alumni Benefits
Coordinator



Orlando Avila
Senior Manager, Marketing
and Broadcast Services



Rachel Baderman
Event Supervisor



Justin Baird
Account Executive,
Ticket Sales



Eric Barkyoub
Manager, Business
Development



Tim Beach
Senior Director, Game
Entertainment and Special Events



Cari Belanger-Maas
Director, Premium Services
and Guest Relations



Carol Benjamin
Payroll/Hiring & Benefits
Administrator



Jessica Bichler
Nutrition Services
Coordinator



Big Red
Team Mascot




Michael Blankenship
Physical Therapist/Assistant
Athletic Trainer



Steve Bomar
Senior Director,
Ticketing



Parker Brown
Assistant Equipment
Manager



Lennie Buzinski
Lead Chef




Ron Campbell
Senior Director,
Ticket Sales



Rolando Cantu
Manager, International
Business Ventures



Steve Carlson
Account Executive,
Ticket Sales



Matt Carvalho
Team Chef



Veronica Castro
Senior Accountant



Courtney Cates
Account Executive,
Ticket Sales




Paul Calvisi
Reporter/Host,
Broadcasting



Mike Chavez
Manager,
Creative Services



Steve Christensen
Assistant Equipment
Manager



Michelle Cole
Coordinator, Partner
Service and Activation



Scott Coleman
Director, Partner
Service and Activation



Daniel Conlon
Account Executive,
Ticket Sales



Michael Conner
Director, Videoboard and
Event Production




Chad Cook
Assistant Athletic
Trainer



Kim Cruz
Ticket Office
Representative



Mark Dalton
Senior Vice President,
Media Relations



Zach Devlin
Scouting Assistant



Nathan DiGregorio
Scouting Assistant



Tim DeLaney
Vice President,
Broadcasting/Digital Content



Kaitlyn Drenner
Finance Database &
Budget Analyst



Thedra Dunbar
Accounts Payable



Anthony Edwards
Senior Director,
Player Development



Max Eller
Coordinator, Marketing and
Broadcast Services



Nick Erikson
Coordinator, Fan
Development and Loyalty



Mark Feller
Vice President,
Technology



Sean Ferretti
Manager, Business
Development



Amanda Flanagan
Production Manager



Ryan Funk
Box Office Manager



Joseph Furmanski
Manager,
Group Sales



Melissa Gaspard
Executive Assistant/
Paralegal



Jamie Gillespie
Event and Systems
Audio Engineer



Grant Greeley
Broadcast Coordinator/
Producer



Christine Harms
Controller



Ryan Harris
Account Executive,
Ticket Sales



Jonathan Hayward
Senior Producer,
Broadcasting



Mike Helm
Manager,
Media Relations




Jeff Herndon
Assistant Athletic
Trainer



Alex Herrera
Premium Services
Coordinator



Jonathan Hidalgo
Coordinator, Partner
Service and Activation



Mike Iaquina
Director,
Business Development



Adam Jones
Assistant Turf Manager



Sarah Jones
Nutrition Services
Manager



D'Ann Jordan
Executive Assistant



Rick Knight
Vice President,
Security



David Koeninger
General Counsel



Stephanie Lahaie
Event Creation Specialist



Amber Lechuga
Executive Assistant



Teresa Le
Network Administrator



Greg Lee
Chief Financial Officer



Andrew Levy
Turf Manager



Erica MacKenzie
Coordinator,
Sales and Activation



Lisa Manning
Senior Vice President,
Marketing



Lisa Matthews
Multimedia Producer/
Reporter



Sandy McAfee
Website Administrator



Chris Melvin
Director,
Media Relations



Richard Mendez
Senior Manager/Producer,
Broadcasting



Marie Miller
Receptionist



Teresa Miller
Director, Financial
Planning and Analysis



John Misch
Senior Manager,
Business Development



Spencer Missiorek
Video Assistant



Taylor Mogel
Nutrition Services
Coordinator




Matthew Montes
IT Specialist



Estelle Moreno
Administrative Assistant



Shannon Morrisette
Network Security
Administrator



Brandon Naidus
Manager,
Social Media



Dan Nettles
Broadcast Editor/
Coordinator



Craig Norgren
Assistant Video
Director



James Novy
Network Server
Administrator



Kyle Odegard
Website Coordinator



Jim Omohundro
Senior Manager/Producer,
Broadcasting



Jeff Orenstein
Account Executive,
Ticket Sales




Dave Pasch
Radio Play-by-play
Announcer



Tony Pereira
Vice President,
Stadium Operations



Scott Phillippe
Chief Engineer/Building
Operation Manager



Kristina Phippen
Director, Cardinals
Cheerleaders



Mark Preston
Ticket Office
Representative



Kara Primack
Director, Finance Database
Development & Analytics



Lacey Probst
Manager,
Stadium Operations



Emilee Reese
Accounting Manager



Adam Richman
Community Relations/
Alumni Program Coordinator



Amy Robinson
Coordinator,
Creative Services



Javier Rodriguez
Bi-lingual Content
Producer



Kalene Romero
Coordinator, Game Entertainment
and Special Events



Chase Russell
Media Relations
Coordinator



Steve Ryan
Senior Vice President,
Business Development




MacKenzie Sanford
Ticket Office
Representative



Todd Santino
Manager,
Business Development



Matthew Schaper
Account Executive,
Ticket Sales



Jeff Schwimmer
Assistant Equipment
Manager



Jose Silva
Maintenance
Technician



Stephanie Solis
Video Assistant



Mo Streety
Manager,
Youth Football



Imani Suber
Media Relations
Coordinator



Carter Tamblin
Football Technology
Developer



Gabriel Trujillo
Spanish Radio Play-by-Play
Announcer/Producer



Darren Urban
Senior Manager,
Website



Stacey Weber
Executive Chef



Ron Wolfley
Radio Play-by-play
Analyst



Lara Wroblewski
Event Supervisor



Elizabeth Yeast
Senior Manager, Partner
Service and Activation



Luis Zendejas
Senior Director,
Community Relations



2017 ARIZONA CARDINALS MEDIA GUIDE

PLAYERS

**CARLTON AGUDOSI**

COLLEGE: Rutgers
HOMETOWN: Somerset, NJ
DOB: February 1, 1994

HOW ACQUIRED: FA-17◆ **ROOKIE** ◆**19 // WIDE RECEIVER // 6-6 // 220****COLLEGE CAREER:**

Played in 45 games during his Scarlet Knights career ... had 35 receptions for 513 yards (14.7 yard avg.) and two TDs ... played in all 12 games as a senior in 2016 ... garnered two starts and averaged 11.1 yards per catch on eight receptions ... scored lone TD against Maryland ... in 2015, played in nine games with four starts ... tallied 18.4 yards per catch on 17 receptions ... also notched 58 yard reception against No. 1 Ohio State ... in 2014, saw action in 13 games and totaled five catches for 32

yards ... named to the Academic All-Big Ten team as a sophomore in 2014.

PERSONAL:

Last name pronounced "Ag-uh-DOH-see" ... three-year letterman at Franklin High School (Somerset, NJ) ... had 33 receptions for 697 yards and nine TDs as a senior ... three-star recruit according to Rivals, Scout and ESPN.com ... 13th-rated prospect in New Jersey by Rivals ... finished career with school records in receiving yards (1,577), yards per reception (20.0) and receiving TDs (17).

**BUDDA BAKER**

COLLEGE: Washington
HOMETOWN: Bellevue, WA
DOB: January 10, 1996

ROUND 2
36th Overall

**36 // SAFETY // 5-10 // 195****NOTECARDS**

- Selected by the Cardinals in the second round (36th overall) of the 2017 NFL Draft out of Washington. Arizona entered the draft with the 45th overall selection and traded up nine spots to select Baker.
- Taken 36th overall, Baker was the fourth safety selected in the 2017 NFL Draft behind Jamal Adams (6th overall to NYJ), Malik Hooker (15th overall to IND) and Jabrill Peppers (25th overall to CLE).
- During a remarkable prep career at Bellevue High School, won five team state titles (3 in football, 2 in track & field) and eight individual state titles in track & field. In football, he played safety, running back and was a return specialist on three consecutive 14-0 teams that won three consecutive 3A state championships.
- Given first name is Bishard. The nickname "Budda" was given to him by his mother and aunt when he was a child and the name stuck.

COLLEGE CAREER:

In three seasons with the Huskies, Baker started all 40 games he appeared in and totaled 200 tackles, 13.5 tackles for loss, 4.0 sacks, five INTs, 24 passes defended and three forced fumbles ... a consensus NCAA All-American in 2016, was also a two-time first-team All-Pac-12 selection ... declared for the draft following his junior season.

2016: Started all 14 games and led the Huskies with 71 total tackles and 10 tackles for loss, while adding a career-high three sacks with two INTs, eight passes defended and a forced fumble ... named first-team All-American by the Sporting News, Sports Illustrated, Football Writers and FOX Sports ... earned second-team All-American honors from the Associated Press, Football Coaches, CBS Sports and USA Today ... semi-finalist for the Bednarik Award (nation's top defensive player) and Jim Thorpe Award (nation's top defensive back) ... also named second-team Academic All-Pac-12 ... in Washington's College Football Playoff

semifinal matchup vs. Alabama had six tackles, a sack, a tackle for loss and a pass defended.

2015: Named first-team All-Pac-12 after starting all 12 games he appeared in and recorded 49 tackles, two INTs, 1.5 tackles for loss and a career-high nine passes defended ... named honorable mention Academic All-Pac-12 ... started the first three games of the season before missing the Cal game due to injury; marked the first and only game he missed during his college career ... had the best game of the season vs. Stanford when he finished with a season-high 10 tackles and an INT.

2014: As a true freshman started all 14 games at safety and earned honorable mention All-Pac-12 honors after he recorded a career-high 80 tackles, a sack, an INT, seven passes defended and two forced fumbles ... named freshman All-American by scout.com ... co-winner of the UW's Travis Spring Most Outstanding Freshman award ... had six tackles, including a sack, vs. Arizona State, when he served as a team captain ...



eight tackles in the win at Colorado ... five tackles vs. UCLA ... four tackles and a forced fumble at Arizona ... two tackles in the win over Oregon State ... had seven tackles and forced a fumble in the Apple Cup victory at Washington State, earning UW's Defensive Player of the Game honors ... notched first career INT (a one-handed, circus catch) vs. Oklahoma State in the Cactus Bowl, returning it 44 yards.

PERSONAL:

Played safety, running back and was a return specialist on three straight 14-0 teams at Bellevue (WA) High School ... won three consecutive 3A state championships ... Associated Press and Seattle Times State Player of the Year for 2013 and the 2013-14 Seattle Times Male Athlete of the Year (all sports) ... also first-team All-State at both defensive back and all-purpose and was the 3A state Player of the Year ... MaxPreps All-America

first-team selection as a senior ... rushed for 101 yards and a score as Bellevue cruised to its sixth straight title with a 52-20 win over Eastside Catholic in the 2013 state title game ... earned MaxPreps Junior All-America first-team honors in 2012 ... scored on a 61-yard run and a 71-yard punt return in the 2012 state championship game ... named to MaxPreps Sophomore All-America second team in 2011 ... scored on an 89-yard kickoff return in Bellevue's 2011 state title victory over O'Dea ... also an outstanding sprinter on the track team ... as a senior, led Bellevue to the state title, winning the 100 meters, the 200 meters and the 4x100 relay ... won the 3A state title in the 100 meters (10.77), the 4x100 relay (41.63) and the 4x400 relay (3:20.12) while taking third in the long jump (22-08.25) as a junior in 2013, when Bellevue won the team title ... won the 4x100 and the 4x400 and took fourth in the long jump and fifth in the 200 as a sophomore in 2012.

BAKER COLLEGE STATS

Year	GP/GS	Tackles			Sacks		Interceptions						FR	FF
		Solo	Asst	Ttl	Sk	Yds	Int	Yds	Lg	TD	PD			
2014	14/14	58	22	80	1.0	5	1	44	44	0	7	0	2	
2015	12/12	32	17	49	0.0	0	2	0	0	0	9	0	0	
2016	14/14	49	22	71	3.0	29	2	18	15	0	8	0	1	
Total	40/40	139	61	200	4.0	34	5	62	44	0	24	0	3	



ALEX BAZZIE

COLLEGE: Marshall

HOW ACQUIRED: FA-17

YEARS NFL/CARDINALS: 1/1

HOMETOWN: Silver Spring, MD

DOB: August 5, 1990

54 // LINEBACKER // 6-2 // 240

PRO CAREER:

Joined the Cardinals after brief stints with the Colts and Panthers during the 2017 offseason. Totaled 92 tackles, 29 sacks, two forced fumbles and eight special teams tackles in 50 career games for the BC Lions of the Canadian Football League. Named a West Division All-Star in 2016 after starting all 18 regular season games, leading the team with 11 sacks (fourth most in the CFL) and posting 31 tackles, four tackles for loss and a forced fumble. Had a team-high eight sacks, 18 tackles and six special teams stops as a backup defensive lineman in 2015. Totaled a career-high 43 tackles, 10 sacks, nine tackles for loss and a forced fumble in 17 games (all starts) in 2014, becoming the first Lion since Cameron Wake (2007) to reach double-digit sacks in his debut season. Signed with Cleveland as a rookie free agent in 2014 before joining the BC Lions.

COLLEGE:

Played in 45 games during his collegiate career, totaling 175 tackles (80 solo), five sacks, 29 tackles for loss, four passes defended and two forced fumbles ... collected 66 tackles (28 solo), two sacks, 16 tackles for loss, two passes defended and two forced fumbles in 14 games as a senior in 2013 ... had a career-high 80 tackles (39 solo), three sacks, 12 tackles for loss and two passes defended as a junior in 2012 ... redshirted in 2009 ... walked on at Marshall after attending Fork Union Military Academy to improve his academic standing in hopes of earning a Division I scholarship.

PERSONAL:

Prepped at Northwood (Silver Spring, MD) High School, where he starred at running back and linebacker, totaling a team-leading 1,134 rushing yards and eight touchdowns ... born in Liberia and moved to the United States when he was five years old.



TONY BERGSTROM

COLLEGE: Utah**HOW ACQUIRED:** FA-17**YEARS NFL/CARDINALS:** 6/1**HOMETOWN:** Salt Lake City, UT**DOB:** August 8, 1986**67 // CENTER/GUARD // 6-5 // 315**

PRO CAREER:

Originally entered the NFL as a third-round selection (95th overall) of the Oakland Raiders in the 2012 NFL Draft. Signed with Houston as an unrestricted free agent on 3/10/16 and was released by the Texans on 4/13/17. Signed a one-year contract with the Cardinals on 5/3/17.

2016: Saw action in 15 regular season games and both postseason matchups for the Texans ... played mostly on special teams ... saw brief action on the offensive line in the season opener vs. Chi (9/11) and in Week 4 vs. Ten (10/2).

2015: During his final season with Oakland, established career highs in games played (16) and starts (3) ... played special teams in each of the first seven games of the season ... made his first appearance on offense @ Pit (11/8), playing 16 snaps at center while also contributing on special teams ... made his second career start, and first of his career at center, vs. Min (11/15); marked his first start since the 2012 season ... saw action at center @ Det (11/22) ... appeared in his third straight game on offense and made second start of the season at center @ Ten (11/29) ... started at center for the second straight game vs. KC (12/6) ... saw action at RG @ Den (12/13) ... played on special teams in each of the final three games of the season.

2014: Inactive for all 16 games.

2013: Spent the season on Injured Reserve after suffering a foot injury in training camp.

2012: During his rookie season in Oakland, appeared in nine games and made one start at right guard ... DNP in five games and was inactive for two others ... made his NFL debut on special teams @ Atl (10/14) ... saw his first action along the offensive line @ Bal (11/11), playing most of the fourth quarter ... served as a blocking TE and helped RB Marcel Reece totaled 103 yards rushing vs. NO (11/18) ... again served as a blocking TE

vs. KC (12/16) as the Raiders piled up 203 rushing yards against the Chiefs, including 110 yards from RB Darren McFadden ... saw action as a blocking TE and then played the final two series of the game at RG @ Car (12/23) ... made his first career start at RG in the season finale @ SD (12/30).

COLLEGE:

Played in 48 games in four seasons at Utah, starting the final 38 contests at right tackle ... as a senior in 2011, started 12 games and was named first-team All-Pac-12 after grading a team-high and career-best 85 percent for blocking consistency ... as a junior in 2010 started all 13 games at right tackle and was named second-team All-Mountain West Conference by the league's coaches and media ... graded out at 83 percent after posting 15 TD resulting blocks and 48 knockdowns ... part of an offensive line that ranked 13th nationally after allowing just 12 total sacks ... as a sophomore in 2009, was named Academic All-Conference and also started all 13 games at right tackle ... produced 41 knockdown blocks and 12 TD resulting blocks as the Utes averaged 389.5 yards per game ... returned from his LDS mission and saw action in 12 games as a freshman in 2008 ... named to the Honor Roll and was Academic All-Conference as a freshman.

PERSONAL:

Attended Skyline (Salt Lake City, UT) High School where he earned All-State honors as a senior in 2004 ... also named Region III Player of the Year and team Most Valuable Player ... helped lead the team to the state playoffs three straight years, including the state finals as a sophomore and junior and the semi-finals as a senior ... also lettered three years in basketball and twice in track ... three-time Honor Roll student and an Academic All-State pick ... brother-in-law is NFL DE/LB Paul Kruger ... majored in Chemical Engineering.

BERGSTROM CAREER STATS

Year	Team	GP/GS
2012	Oak	9/1
2013	Oak	0/0
2014	Oak	0/0
2015	Oak	16/3
2016	Hou	15/0
Total		40/4

BERGSTROM POSTSEASON STATS

Year	Team	GP/GS
2016	Hou	2/0
Total		2/0



ANTOINE BETHEA

COLLEGE: Howard

HOW ACQUIRED: UFA-17 (49ers)

YEARS NFL/CARDINALS: 12/1

HOMETOWN: Newport News, VA

DOB: July 27, 1984

41 // SAFETY // 5-11 // 206



PRO BOWL SELECTION: 2007, 2009, 2014

NOTE CARDS

- Signed a three-year contract with the Cardinals as an unrestricted free agent on 3/9/17 after spending the last three seasons in San Francisco. Began his career playing eight seasons with the Colts (2006-13).
- Has been named to the Pro Bowl three times (2007, 2009, 2014) and was the Colts 2013 Walter Payton NFL Man of the Year. Selected as AFC Defensive Player of the Week in 2014 (Week 4).
- Entering his 12th NFL season, Bethea has started all 162 regular season games and all 13 postseason contests he has appeared in during his career.
- According to Stats, Inc., Bethea ranks fifth among all active NFL defenders – and first among defensive backs – with 1,044 total tackles.
- Has started all 16 games in a season eight times and has recorded 100+ tackles in a season nine times.

PRO CAREER:

Originally drafted by the Indianapolis Colts in the sixth round (207th overall) of the 2006 NFL Draft. Re-signed with the Colts as a restricted free agent on 6/11/10, agreeing to a four-year deal. Signed a four-year contract with San Francisco on 3/11/14 and was released on 3/7/17. Agreed to a three-year contract with the Cardinals on 3/9/17.

2016: In his final season in San Francisco, started all 16 games and finished with 135 tackles, an INT, three passes defended, a forced fumble and a fumble recovery ... marked the eighth time in 11 NFL seasons he started all 16 regular season games ... his 135 tackles are the second-highest season total of his career (139 in 2011) and gave him 100+ tackles in a season for the ninth time ... posted at least 10 tackles in a game six times ... finished with 12 tackles, an INT, a forced fumble and a pass defended @ Car (9/18); picked off Cam Newton on the game's opening possession for the 19th INT of his career; marked second time in his career, both in last three seasons, that he had an INT and a forced fumble in the same game (9/28/14 vs. Philly) ... totaled 13 tackles and a pass defended vs. Dal (10/2) ... for the second time in four games, recorded 13 tackles vs. TB (10/23) ... posted a team-high 10 tackles and fumble recovery @ Ari (11/13), marking his fifth career fumble recovery and first since the 2013 season ... recorded 11 tackles in back-to-back games vs. NYJ (12/11) and @ Atl (12/18) ... finished with nine tackles for a 49ers defense that allowed just 177 net yards @ LAR (12/24), marking the fewest yards given up in a game by SF since 11/19/12 vs. Chi (143 yards).

2015: Started all seven games he appeared in before a torn pectoral muscle suffered in Week 7 ended his season ... recorded 56 tackles, one sack and two passes defended before being placed on injured reserve on 10/25 ... in the season opener vs. Min (9/14), totaled eight tackles, a tackle for loss, a pass defended and a sack to help 49ers earn a 20-3 victory over the Vikings on MNF ... recorded a season-high 10 tackles, a tackle for loss and a pass defended @ NYG (10/11) ... playing on TNF vs. Sea (10/22), totaled five tackles before an injury suffered in the second quarter forced him from the game; placed on IR (pectoral) on 10/25 ... when he missed the 49ers Week 8 contest at St. Louis, it snapped a streak of 119 consecutive starts.

2014: During his first season with the 49ers, earned his third career Pro Bowl selection after starting all 16 games for the seventh consecutive season and recorded 121 tackles, a sack, four INTs (one returned for TD), a career-high 10 passes defended and a forced fumble ...

named 49ers Bill Walsh Award winner, an award voted on by coaches and given to the team's MVP to honor outstanding individual performance ... marked his eighth career 100-tackle campaign and seventh in a row ... in his 100th consecutive start, registered a season-high 12 tackles, an INT and a forced fumble vs. Phi (9/28) and was named NFC Defensive Player of the Week for the first time in his career; also tackled LeSean McCoy at the SF 2-yard line on a 2nd-n-goal on what would eventually be a game-sealing goal line stand ... posted his first sack as a member of the 49ers @ STL (10/13) and added seven tackles ... recorded his second INT of the season, and 16th of his career vs. StL (11/2) when he picked off an Austin Davis pass in the second quarter; ensuing drive resulted in a 27-yard TD catch by Anquan Boldin to give the Niners a 10-3 lead ... intercepted Drew Brees on the game's opening drive @ NO (11/9), which led to a four-yard TD run and a 7-0 lead on the ensuing possession ... posted the first defensive TD of his career vs. SD (12/20) when he intercepted Philip Rivers and returned it 49 yards for a TD in the second quarter, giving the 49ers a 21-0 lead.

2013: In his eighth and final season with the Colts, started all 16 games for the sixth consecutive year and posted 110 tackles, a sack, two INTs, six passes defended and a fumble recovery ... also started both of the team's postseason games ... had a big performance in the regular season opener vs. Oak (9/8), finishing with 11 tackles, an INT and a pass defended in the 21-17 victory; with the Colts holding a four-point lead late in the fourth quarter, sealed the Indy win with an INT of a Terrelle Pryor pass at the Colts six-yard line ... recorded nine tackles and recovered a key fumble in the fourth quarter that helped preserve 39-33 victory vs. Den (10/20) ... finished with eight tackles and a pair of passes defended @ Ari (11/24) ... posted a career-high 17 tackles @ Cin (12/8); 17 tackles were the most among all NFL defensive backs in a single game in 2013 ... totaled eight tackles, his first sack of the season, two QB hits and a tackle for loss in the victory vs. Hou (12/15) ... closed out the regular season with 10 tackles and his second INT of the season; intercepted a Chad Henne pass at the Indy 15-yard line and returned it 46 yards to set up FG that gave the Colts a 20-3 lead entering halftime ... led the team with nine tackles and a pass defended in the Colts thrilling 28-point comeback win vs. KC (1/4/14) in an AFC Wild Card matchup ... recorded seven tackles and a pass defended in the Divisional Playoff @ NE (1/11/14).

2012: Started all 16 games at free safety and finished second on the team with 123 tackles (83 solo), adding a career-high two sacks and seven passes defended ... posted



12 tackles and two passes defended in the regular season opener @ Chi (9/9) ... after recording 13 tackles and a pass defended vs. Min (9/16), totaled 25 tackles through the first two games of the season ... led the secondary with 11 tackles in a 19-13 OT victory @ Ten (10/28) ... started his 100th career game on TNF @ Jax (11/8) and led the team with 11 tackles and had the first full sack of his career ... after recording just a half-sack in his first 99 career games, took down Matt Schaub @ Hou (12/16) to give him 2.0 sacks in a span of six games ... started in the team's AFC Wild Card contest @ Bal (1/6/13) and led the Colts with 10 tackles ... named the Colts Ed Block Courage award winner.

2011: Started all 16 games at free safety and ranked second on the team with a career-high 139 tackles while adding a career-high seven passes defended, two forced fumbles and a fumble recovery ... posted eight tackles, a pass defended and recovered his third career fumble vs. Cle (9/18) ... finished second on the team with 12 tackles vs. KC (10/9) ... led the team with 11 stops and added a pass defended @ NO (10/23) ... tallied nine tackles @ NE (12/4) and topped the 100-tackle mark for the fourth consecutive season and fifth in six career campaigns ... led the team with 11 tackles and added a forced fumble and one pass defended @ Bal (12/11) ... tied for the team lead with 10 stops @ Jax (1/12), finishing the season with a career-high 139 tackles.

2010: Started all 16 games for the third consecutive season, starting every game at free safety ... registered his fourth career, and third consecutive, season with at least 100 tackles, leading the team with 106 ... also had a half-sack, an INT, five passes defended and a forced fumble ... had a team-leading 13 tackles and a pass defended @ Hou (9/12) in the regular season opener ... recorded seven tackles and forced a fumble vs. KC (10/10) ... posted six tackles and a half-sack, the first of his career, vs. SD (11/28) ... notched a team-leading and then career-high 15 tackles vs. Dal (12/5) ... finished with five tackles, an INT and two passes defended vs. Jax (12/19) ... started in the team's AFC Wild Card Playoff vs. NYJ (1/8/11) and finished with seven tackles and a forced fumble.

2009: Started all 16 games at free safety and earned his second career Pro Bowl selection after leading the Colts with 120 tackles, four INTs, a career-high two forced fumbles, a fumble recovery and five passes defended ... also started all three postseason contests and totaled 12 tackles, two passes defended and an INT ... tied for the team lead with eight tackles @ Mia (9/21) on MNF and clinched the 27-23 victory with an INT on the final play of the game ... led the team with eight tackles (six solo)

while adding an INT, a fumble recovery and a pass defended @ Ari (9/27); gave him an INT in consecutive games for the second time in his career and first time since 2007 ... recorded eight tackles and forced his first career fumble @ Ten (10/11) ... led the team with a season-high 12 tackles @ StL (10/25) ... posted 11 tackles and a forced fumble vs. Hou (11/8) ... finished with eight tackles and an INT vs. NE (11/15) ... had 10 tackles and an INT @ Hou (11/29) ... recorded three tackles, an INT and two passes defended vs. Bal (1/6/10) in the AFC Divisional Playoffs; INT was the fourth of his career in the postseason, which ranks as the third-most in club history ... registered five tackles vs. NYJ (1/24/10) in the AFC Championship Game ... posted four tackles vs. NO (2/7/10) in Super Bowl XLIV.

2008: Appeared in 16 regular season games for the first time in his career with 15 starts at free safety and one start at strong safety ... recorded a team-leading 126 tackles, adding two INTs, a fumble recovery and four passes defended ... also started the Colts AFC Wild Card matchup ... posted 10+ tackles in a game six times ... totaled 11 tackles in two of the first three games of the season, hitting the mark vs. Chi (9/7) in the season opener and again two weeks later vs. Jax (9/21) ... recorded seven tackles and his first INT of the season vs. Bal (10/12) ... totaled 12 tackles, including one tackle for loss, vs. NE (11/2) ... made his lone start of the season at SS @ Pit (11/9) and finished the contest with a season-high 13 tackles ... led the team with 11 tackles and added his second INT of the season @ Cle (11/30) ... finished with seven tackles, two passes defended and posted the first fumble recovery of his career vs. Det (12/14) ... started at FS @ SD (1/3) in the AFC Wild Card game and had five tackles, an INT and a pass defended.

2007: Selected to his first career Pro Bowl after starting all 13 games he appeared in at free safety and totaled 95 tackles, three passes defended and tied for the team lead with four INTs ... inactive for two contests - @ Oak (12/16) and vs. Hou (12/23) - and did not play in the regular season finale vs. Ten (12/30) ... part of the NFL's #2 ranked pass defense that allowed an average of just 172.8 yards per game ... had three games with 10+ tackles and had at least five tackles in 11 of the 13 games he appeared in during the regular season ... totaled 12 tackles and an INT vs. TB (10/7) ... recorded six tackles, his second INT of the season and registered a career-high three passes defended @ Car (10/28) ... tallied a season-high 13 tackles and posted his third INT of the season vs. NE (11/4); his second quarter INT gave him two INTs in his first two career regular season games against

CARDINALS IN THE COMMUNITY

New Cardinals safety **Antoine Bethea** has established himself as one of the NFL's leading philanthropists through his work with his previous teams (San Francisco 49ers and Indianapolis Colts) and his "Safe Coverage Foundation" which was created in 2011.

The 2013 Indianapolis Colts Water Payton Man of the Year honoree has made it a goal to help youth stay in school and receive a strong education. His foundation is committed to providing access and resources for students to achieve their dreams of a higher education while providing exposure opportunities, enrichment experiences and the tools needed to succeed.

The "Safe Coverage Foundation" offers many different programs for kids including annual youth football camps held in Virginia and Washington D.C., college tours, technology for students enrolled in higher education programs and offering tickets to games throughout the football season.

During the holiday season last year, Bethea and his "Safe Coverage Foundation" took 10 families shopping at a local northern California Target. Each family was given \$1,000 to spend on gifts during the shopping spree on behalf of his #AB41SeasonOfGiving campaign.

During the 2016 offseason, Bethea hosted his first "Antoine Bethea & Friends Celebrity Softball Game" at San Jose Municipal Stadium. The game and home run derby featured various NFL players with all proceeds benefitting Second Harvest Food Bank of San Jose. During the 2015 holiday season, Bethea visited StreetCode Academy in East Palo Alto to help put together toy donations from the "Live in Peace" organization to help empower minority youths. The donations were distributed to The Ronald McDonald House in Richmond, CA. Earlier that year, Bethea took part in "Community Day" at his alma mater, Denbigh High School in Virginia, where local kids had a chance play in a game of kickball and take part in various activities.

Bethea has also partnered with PETA in the past to help spread the message of their various campaigns including the "Ink, Not Mink" movement about saying no to fur and also the "Don't Chain Dogs" program about not mistreating dogs.

More information on the Safe Coverage Foundation is available at www.antoinebethea.com/safe-coverage-foundation/.





the Patriots and QB Tom Brady ... totaled 12 tackles and added his fourth INT of the season in a three-point victory vs. Jax (12/2) ... started at FS in the AFC Divisional game vs. SD (1/13/08) and had seven tackles.

2006: Started 14 games at both strong and free safety as a rookie and totaled 105 tackles (64 solo), an INT and two passes defended for a pass defense that ranked second in the NFL in yards allowed per game (159.3) ... inactive for two contests, @ Ten (12/3) and vs. Cin (12/18) ... started four games and totaled 18 tackles (17 solo), two INTs and four passes defended in the postseason ... made his NFL debut when he started at SS @ NYG (9/10) and recorded six tackles and a pass defended ... had a season-high 12 tackles and a pass defended vs. Jax (9/24) ... finished with 11 stops and his first career INT @ NE (11/5); INT came on a Tom Brady pass on the Patriots opening possession of the game and led to a 7-0 Colts lead in a SNF contest they eventually won 27-20; also posted a season-high two passes defended ... in his first career postseason appearance, finished with three tackles and an INT vs. KC (1/6/07) in the AFC Wild Card Playoff game ... totaled five tackles and an INT in the Divisional matchup @ Bal (1/13/07), giving him an INT in each of his first two career postseason appearances ... recorded six tackles and a pass defended vs. NE (1/21/07) in the AFC Championship Game ... finished with four solo tackles and a pass defended in the Super Bowl XLI victory vs. Chi (2/4/07).

COLLEGE:

Played four seasons at Howard where he was a three-time first-team All-MEAC Conference selection and twice led the team in tackles ... was also named a Black College

All-American ... a three-year starter, appeared in 37 games (31 starts) and totaled 309 tackles, seven INTs, three sacks, 12 tackles for loss, seven forced fumbles, two fumble recoveries, 18 passes defended and a blocked kick ... scored two TDs in college, one on a fumble return (26 yards) and one on the return of a blocked kick (26 yards) ... as a senior in 2005, started 10 games and was named first-team All-American by the NFL Draft Report after posting 88 tackles, six passes defended and four INTs ... started 11 games as a junior in '04, totaling 99 tackles, two sacks, four forced fumbles, eight passes defended and three INTs ... started 10 of 11 games played as a sophomore, recording a career-high 109 tackles, a sack, three forced fumbles, two fumble recoveries, four passes defended and a blocked kick ... saw action in five games as a freshman.

PERSONAL:

Name is pronounced "ANN-twahn" 'buh-THAY" ... attended Denbigh (Newport News, VA) High School where he lettered in both football and basketball ... named second-team all-Peninsula District as a junior defensive back and was first-team all-Peninsula District as a linebacker during his senior season ... earned all-area and all-conference honors in basketball as a senior ... inducted into the Mid-Eastern Athletic Conference (MEAC) Hall of Fame in February of 2015 and was inducted into the Howard University Hall of Fame in 2016 ... as a child, spent two years in Germany where his father, Larry, was stationed in the Army ... met his wife, Samantha, when they were freshman athletes at Howard University ... completed his degree in Administration of Justice in May of 2011.

BETHEA CAREER STATS

Year	Team	GP/GS	Tackles			Sacks		Interceptions					FR	FF	STT
			Solo	Asst	Ttl	Sk	Yds	Int	Yds	Lg	TD	PD			
2006	Ind	14/14	64	41	105	0.0	0	1	38	38	0	5	0	0	1
2007	Ind	13/13	47	48	95	0.0	0	4	47	30	0	8	0	0	0
2008	Ind	16/16	83	43	126	0.0	0	2	0	0	0	4	1	0	0
2009	Ind	16/16	75	45	120	0.0	0	4	19	19	0	5	1	2	0
2010	Ind	16/16	77	29	106	0.5	1	1	31	31	0	5	0	1	0
2011	Ind	16/16	80	59	139	0.0	0	0	0	0	0	7	1	2	0
2012	Ind	16/16	83	40	123	2.0	8	0	0	0	0	7	0	0	0
2013	Ind	16/16	80	30	110	1.0	12	2	48	46	0	6	1	0	0
2014	SF	16/16	85	36	121	1.0	5	4	71	49t	1	10	0	1	0
2015	SF	7/7	45	11	56	1.0	10	0	0	0	0	2	0	0	0
2016	SF	16/16	96	39	135	0.0	0	1	0	0	0	3	1	1	0
Total		162/162	815	421	1,236	5.5	36	19	254	49t	1	62	5	7	1

Single Game Highs:

Total Tackles: 17, @ Cincinnati, 12/8/13; **Solo Tackles:** 11, two times, last vs. Dallas, 10/6/16; **Sacks:** 1.0, four times, last vs. Minnesota, 9/14/15; **Interceptions:** 1, 19 times, last @ Carolina, 9/18/16; **Passes Defended:** 3, @ Carolina, 10/28/07; **Fumble Recoveries:** 1, five times, last @ Arizona, 11/13/16; **Forced Fumbles:** 1, seven times, last @ Carolina, 9/18/16; **TDs:** 1, 49-yard INT return, vs. San Diego, 12/20/14.

BETHEA POSTSEASON STATS

Year	Team	GP/GS	Tackles			Sacks		Interceptions					FR	FF	STT
			Solo	Asst	Ttl	Sk	Yds	Int	Yds	Lg	TD	PD			
2006	Ind	4/4	17	1	18	0.0	0	2	16	16	0	4	0	0	0
2007	Ind	1/1	4	3	7	0.0	0	0	0	0	0	0	0	0	0
2008	Ind	1/1	3	2	5	0.0	0	1	36	36	0	1	0	0	0
2009	Ind	3/3	11	1	12	0.0	0	1	0	0	0	2	0	0	0
2010	Ind	1/1	7	0	7	0.0	0	0	0	0	0	0	0	1	0
2012	Ind	1/1	6	4	10	0.0	0	0	0	0	0	0	0	0	0
2013	Ind	2/2	11	5	16	0.0	0	0	0	0	0	2	0	0	0
Total		13/13	59	16	75	0.0	0	4	52	36	0	9	0	1	0

Postseason Single Game Highs:

Total Tackles: 11, vs. Kansas City, 1/4/14; **Solo Tackles:** 7, two times, last vs. Kansas City, 1/4/14; **Interceptions:** 1, four times, last vs. Baltimore, 1/16/10; **Passes Defended:** 2, vs. Baltimore, 1/16/10; **Forced Fumbles:** 1, vs. New York Jets, 1/8/11.



JUSTIN BETHEL

COLLEGE: Presbyterian

HOW ACQUIRED: D6a/12 (177th)

YEARS NFL/CARDINALS: 6/6

HOMETOWN: Blythewood, SC

DOB: June 17, 1990

28 // CORNERBACK // 6-0 // 200

PRO BOWL SELECTION: 2013, 2014, 2015

NOTE CARDS

- The Cardinals first selection of the sixth round (177th overall) in the 2012 draft, Bethel has played all 80 games in his first five seasons and totaled 80 special teams tackles, three blocked FGs, a blocked PAT, four forced fumbles and two fumble recoveries on special teams. He has led the team in special teams tackles each of the last four years, including a career-best 21 in 2013.
- Selected to the Pro Bowl three straight seasons (2013-15) as a special teamer. Selected as a Pro Bowl alternate in 2016, when he led the team with 13 special teams tackles, blocked a PAT and forced a fumble on special teams.
- Joins current Cardinals radio analyst Ron Wolfley (1986-89) as the only players in franchise history to earn multiple Pro Bowl selections as a special teams player.
- Started three games on defense in 2016, recording 26 tackles, six passes defended, a fumble recovery and an INT that he returned 66 yards for a TD in season finale against the Rams. Marked his third career TD (second INT return).
- Was named NFC Special Teams Player of the Month for December 2014 after posting an NFL-best eight special teams tackles and a forced fumble. Also earned NFC Special Teams Player of the Week for Week 9 after blocking a FG against Dallas on 11/2/14.
- Scored his first career NFL TD when he returned a blocked FG 82 yards in the fourth quarter vs. Chicago in Week 16 of the '12 season. It was the Cards first blocked FG returned for a TD since 2009 and just the fifth dating back to 1960.
- Became the ninth player ever drafted out of Presbyterian and the first since DB Dan Eckstein was taken in the 15th round (376th overall) of the 1969 NFL Draft by the Packers. Bethel is the only Presbyterian College player ever to be selected to a Pro Bowl.

PRO CAREER:

Selected by the Cardinals with their first pick of the sixth round (177th overall) of the 2012 NFL Draft and appeared in all 80 games in his first five seasons. Signed a contract extension with the Cardinals on 12/5/15.

2016: After being named a special teams captain for the second straight year, played in all 16 games with three starts and led the team for the fourth consecutive season with 13 special teams tackles ... also blocked a kick and forced fumble on special teams and was selected as a Pro Bowl alternate as a special teamer ... on defense, recorded 26 tackles, one INT (returned for TD), six passes defended, three tackles for loss and a fumble recovery ... posted a team-high three special teams tackles vs. TB (9/18) ... led team with two special teams tackles vs. Sea (10/23) ... collected two unassisted tackles, one pass defended and a special teams tackle @ Car (10/30) ... made first start of the season at CB and had four tackles and a pass defended vs. SF (11/13) ... blocked a Kai Forbath PAT in the second quarter @ Min (11/20), marking his fourth career blocked kick; added five tackles, including one for loss ... tied for team lead with two special teams tackles and forced a fumble on kickoff return in second quarter vs. Was (12/4) ... collected four solo tackles and one special teams tackle @ Mia (12/11)

... made second start of the year and recorded five unassisted tackles, including one for loss, a season-high three passes defended and one special teams tackle @ Sea (12/24) ... intercepted Sean Mannion pass in the fourth quarter and returned it 66 yards for his third career TD @ LAR (1/1/17); also recovered a Tavon Austin fumble in the fourth that set up a Cardinals TD; added season-high six solo tackles, one for loss, a pass defended and one special teams tackle.

2015: After being chosen as a special teams captain for the first time, played in all 16 games with five starts and set career highs on defense with 29 tackles, two INTs (one TD return) and nine passes defended ... led the team with 14 special teams tackles and had two forced fumbles and a fumble recovery on special teams ... started both playoff games and had nine tackles and two passes defended ... selected to the Pro Bowl as a special teamer for the third straight year, just one shy of Ron Wolfley's (1986-89) franchise record for the most selections as a special teams player ... earned PFWA All-NFL honors as a special teamer ... played in 50th career game and had one special teams tackle @ Chi (9/20) ... recorded first career INT when he picked off Colin Kaepernick on the 49ers opening possession and returned it 21 yards for a TD vs. SF (9/27); INT came on his first defensive snap of the season; also had two special



teams tackles, forced a fumble on a kickoff return and downed a punt at the 1 in the third quarter that led to a safety on the next play ... forced and recovered a fumble by Jeremy Ross on a punt return in the second quarter vs. Bal (10/26); turnover helped set up a TD that gave the Cardinals a 14-10 halftime lead; also had one solo tackle on defense and a special teams tackle; played CB the entire second half after Jerraud Powers left the game injured ... with Powers out due to injury, made first career start at CB and had two solo tackles, a team-high two passes defended and two special teams tackles @ Cle (11/1) ... notched one unassisted tackle @ SF (11/29); stepped in at CB after Powers was injured in the second half ... signed a three-year contract extension on 12/5 ... started in place of the injured Powers and had three solo tackles, two passes defended and a special teams tackle @ StL (12/6) ... recorded a career-high seven tackles and a pass defended vs. Min (12/10) ... intercepted Aaron Rodgers in the end zone late in the first half vs. GB (12/27); second career INT led to a Cardinals TD that extended their lead to 17-0 at halftime; equaled his career high with seven tackles and added one pass defended and a special teams tackle ... had five solo tackles and a pass defended in Divisional Playoff vs. GB (1/16/16) ... recorded four unassisted tackles and one pass defended in NFC Championship Game @ Car (1/24/16).

2014: Earned Pro Bowl selection as a special teamer for the second straight season after playing in all 16 games for the third consecutive year and leading the Cardinals with 18 special teams tackles ... also had third career blocked FG, forced a fumble on a punt return and was named NFC Special Teams Player of the Month for December ... saw increased action on defense as well, totaling six tackles, a fumble recovery and a QB hit ... had one special teams tackle @ NYG (9/14) ... had a career-high three solo tackles and one special teams tackle vs. SF (9/21) ... recorded his third career blocked FG when he blocked Dan Bailey's 35-yard FGA on the final play of the first half @ Dal (11/2); also had one special teams tackle; named NFC Special Teams Player of the Week for the first time in his career ... recorded a career-high four special teams tackles and recovered Travis

Kelce's fumble at the Arizona 16 with less than six minutes remaining and the Cardinals leading 17-14 vs. KC (12/7); marked his first career fumble recovery on defense ... tied career high with four special teams tackles for second week in a row and forced a fumble on Tavon Austin punt return @ StL (12/11); also had one tackle and a QB hit on defense ... named NFC Special Teams Player of the Month for December after recording an NFL-best eight special teams tackles and a forced fumble; was first Cardinal to win Player of the Month since Patrick Peterson won the special teams honor in November 2011 ... recovered muffed punt in first quarter of Wild Card game @ Car (1/3/15); also had one tackle for loss bringing down Panthers P Brad Nortman for a safety in the fourth quarter.

2013: Played in all 16 games for the second straight season and led the team with a career-high 21 special teams tackles ... also recorded two blocked field goals, downed four punts inside the opponent's 10-yard line and recovered a muffed kickoff, helping him earn his first career Pro Bowl selection as a special teamer ... blocked David Akers' 47-yard FG attempt in the fourth quarter to keep the Cardinals within two points vs. Det (9/15); marked his first career blocked kick; also had one special teams tackle ... posted one special teams tackle @ TB (9/29) ... collected two special teams tackles vs. Car (10/6) ... had one special teams tackle and downed a punt at the one-yard line in the fourth quarter vs. Atl (10/27) ... recorded his second blocked FG of the season on Randy Bullock's 40-yard attempt at the end of the first half vs. Hou (11/10); FG block proved the final margin of victory in Cardinals 17-24 win; also had two special teams tackles ... led the team with two special teams tackles but left the game with a concussion @ Jax (11/17) ... recorded a team-high two special teams tackles @ Phi (12/1) ... collected two special teams tackles @ Ten (12/15) ... recovered a Robert Turbin fumble on kickoff return in third quarter @ Sea (12/22) ... posted a team-high three special teams tackles vs. SF (12/29).

2012: In his rookie season, played in all 16 games and finished second on the team with 14 special teams tackles ... also scored his first career TD off a blocked FG and had one tackle on defense ... made his NFL debut playing on defense and special


CARDINALS IN THE COMMUNITY

Pro Bowler **Justin Bethel** has made a big impact in the Arizona community since he was drafted by the Cardinals in 2012.

During his five seasons in Arizona, Bethel has been a regular participant in the team's "Milk and Cookies" program, visiting elementary schools throughout the Valley to promote literacy by reading to children. Bethel has also taken part in team Kids Camps and Gatorade Jr. Training Camps, spending afternoons performing NFL drills with elementary students across the Valley.

The past two years, he joined fellow cornerback Patrick Peterson at his "Shop with a Jock" event at Walmart. Peterson and his teammates hosted 50 low-income and at-risk inner city families and provided the children with a unique holiday shopping experience. Bethel has also been a regular participant at the team's "Teddy Bear Express" event at Phoenix Children's Hospital. The players delivered white personalized Cardinals teddy bears to children in the pediatric units throughout the hospital.

In the 2016 offseason, Bethel joined Drew Stanton and Arizona Governor Doug Ducey to read to students at the Salvation Army KROC Center for the national "Read Across America" program to celebrate the birthday of Dr. Seuss. He was back at the KROC Center later that offseason and partnered with teammates for the "Team Smile" event to provide 300 kids free dental care while participating in an Easter Egg hunt.





A SPECIAL TALENT

CB **Justin Bethel** has developed into one of the league's premier special teams performers during his first five NFL seasons.

The Cardinals sixth round selection (177th overall) in the 2012 NFL Draft, Bethel was selected to the Pro Bowl as a special teamer three straight years from 2013-15 before being named an alternate last season. In his first five NFL seasons, Bethel has registered 80 special teams tackles, three blocked FGs, a blocked PAT, two fumble recoveries and four forced fumbles on special teams. He led the team with 13 special teams tackles in 2016, the fourth straight season he led the Cardinals in that category.

Dating back to his collegiate career, Bethel has displayed a knack for blocking kicks. After setting a Big South record with nine blocked kicks in college at Presbyterian, Bethel had three blocks (FG, PAT, Punt) in the 2012 preseason as a rookie and has blocked three FGs and one PAT in his career.



BETHEL'S BLOCKED KICKS

11/20/16 @ Minnesota (PAT)

Bethel recorded first career blocked PAT when he blocked Vikings K Kai Forbath's attempt in the second quarter.

11/2/14 @ Dallas (FG)

With Arizona holding a 14-10 lead, Cowboys K Dan Bailey lined up for a 35-yard FG attempt with just three seconds remaining in the first half. Bethel came around the end and blocked the kick, preserving the Cards four-point lead.

11/10/13 vs. Houston (FG)

Just like the attempt in Dallas, Houston was attempting a FG on the final play of the first half. With the Texans leading 17-14, Randy Bullock lined up for a 40-yard attempt with four seconds remaining in the second quarter. Bethel came off the edge to block the attempt, and Arizona would come back to win the game by three points (27-24).

9/15/13 vs. Detroit (FG)

The Cardinals trailed the Lions 21-19 early in the fourth quarter when Bethel blocked a 47-yard FG attempt by Detroit's David Akers. Two possessions later, Arizona scored the go-ahead TD in the 25-19 win.

teams vs. Sea (9/9) ... recorded his first career special teams tackle vs. Phi (9/23) ... had one special teams tackle vs. Mia (9/30) and vs. Buf (10/14) ... recorded two special teams tackles vs. SF (10/29) ... posted three special teams tackles @ GB (11/4) ... had one special teams tackle @ Atl (11/18) and vs. StL (11/25) ... recorded his first career tackle and added two special teams tackles @ Sea (12/9) ... returned a blocked field goal 82 yards for a TD in the fourth quarter vs. Chi (12/23); marked his first career TD and the Cardinals first blocked FG return for a TD since Antrel Rolle (9/20/09 @ Jacksonville); also had one special teams tackle.

COLLEGE:

Started 43 of 44 games played at Presbyterian and was a three-time All-Big South selection ... recorded 279 tackles, seven INTs, 16 passes defended, 2.5 sacks, 14 tackles for loss, four forced fumbles and a fumble recovery ... scored three career TDs, returning an INT and two blocked punts for scores ... established a conference career record with nine blocked kicks ... school's all-time leader in tackles (279) and INTs (7) ... as a senior in '11, became the first Presbyterian player to win Big South Defensive Player of the Year accolades and was just the second DB in conference history to win the award ... started all 11 games and led the team with 87 tackles and four INTs, adding six passes defended, a sack and a forced fumble ... blocked three kicks on the season, becoming the conference all-time career leader ...

scored three TDs, returning an INT and two blocked punts for TDs ... had a career game against the University of California, returning an INT 29 yards for a TD and also returning a blocked punt 41 yards for a TD ... a second-team All-Conference selection as a junior in '10, started 10 games, missing one with an injury ... posted a team-best 47 unassisted tackles ... recorded an INT with just over a minute remaining in a victory over Gardner-Webb, sealing the win and snapping a 20-game losing streak ... as a sophomore in '09, started all 11 games and earned second-team All-Conference accolades after recording a team-best 79 tackles, 55 of which were solo ... added 4.5 tackles for loss, forced a fumble and blocked three kicks ... saw action in 12 games and totaled 54 tackles as a freshman in '08 ... totaled two INTs and four passes defended and blocked two kicks.

PERSONAL:

Attended Blythewood (SC) High School where he earned all-region accolades and was named the team's Defensive Player of the Year as a senior in 2007 ... served as a key member of the Bengals state championship team in 2006 as a junior ... high school retired his #31 in 2015 ... donated \$100,000 to Blythewood High School Education Foundation in 2016 to support the athletic and culinary programs ... father, Chris, is a professional gospel singer and Justin is a drummer in his band ... member of the Presbyterian pep band ... majored in Business Administration with a minor in Music.



BETHEL CAREER STATS

Year	Team	GP/GS	Tackles			Sacks		Interceptions					FR	FF	STT	
			Solo	Asst	Ttl	Sk	Yds	Int	Yds	Lq	TD	PD				
2012	Ariz	16/0	1	0	1	0.0	0	0	0	0	0	0	0	0	0	14
2013	Ariz	16/0	0	0	0	0.0	0	0	0	0	0	0	0	0	0	21
2014	Ariz	16/0	6	0	6	0.0	0	0	0	0	0	0	1	0	0	18
2015	Ariz	16/5	28	1	29	0.0	0	2	21	21t	1	9	0	0	0	14
2016	Ariz	16/3	25	1	26	0.0	0	1	66	66t	1	6	1	0	0	13
Total		80/8	60	2	62	0.0	0	3	87	66t	2	15	2	0	80	

Single Game Highs:

Total Tackles: 7, twice, last vs. Green Bay, 12/27/15; **Solo Tackles:** 7, vs. Green Bay, 12/27/15; **Interceptions:** 1, three times, last @ Los Angeles, 1/1/17; **Fumble Recoveries:** 1, twice, last @ Los Angeles, 1/1/17; **Special Teams Tackles:** 4, twice, last @ St. Louis, 12/11/14; **TDs:** 3, 66-yard INT return @ Los Angeles, 1/1/17; 21-yard INT return vs. San Francisco, 9/27/15; 82-yard blocked FG return vs. Chicago, 12/23/12.

Additional Special Teams Statistics:

Blocked Field Goals: 3: @ Dallas, 11/2/14; vs. Houston, 11/10/13; vs. Detroit, 9/15/13; **Blocked PATs:** 1: @ Minnesota, 11/20/16. **Fumble Recoveries:** 2, vs. Baltimore, 10/26/15; @ Seattle, 12/22/13; **Forced Fumbles:** 4, vs. Washington, 12/4/16; vs. Baltimore, 10/26/15; vs. San Francisco, 9/27/15; @ St. Louis, 12/11/14.

BETHEL POSTSEASON STATS

Year	Team	GP/GS	Tackles			Sacks		Interceptions						FR	FF	STT
			Solo	Asst	Ttl	Sk	Yds	Int	Yds	Lq	TD	PD				
2014	Ariz	1/0	1	0	1	0.0	0	0	0	0	0	0	0	0	0	0
2015	Ariz	2/2	9	0	9	0.0	0	0	0	0	0	2	0	0	0	0
Total		3/2	10	0	10	0.0	0	0	0	0	0	2	0	0	0	0

Postseason Single Game Highs:

Total Tackles: 5, vs. Green Bay, 1/16/16; **Solo Tackles:** 5, vs. Green Bay, 1/16/16.

Additional Postseason Special Teams Statistics:

Fumble Recoveries: 1, @ Carolina, 1/3/15.

ARIZONA AND DAYLIGHT SAVING TIME

Every year people across the country turn their clocks ahead in the spring and back in the fall, except in Arizona.

Although Arizona stays on standard time throughout the year, never changing its clock forward or back, the time change, or lack thereof, does affect the Cardinals local kickoff times during the season.

In 2017, daylight saving time was observed on the second Sunday in March (March 12) and ends on the first Sunday in November (November 5). When daylight saving time is in effect, Arizona is three hours behind the east coast, making a 4:00 p.m. kickoff in New York a 1:00 p.m. kickoff in Arizona.

However, when daylight saving time ends, Arizona is only two hours behind the east coast, making a 4:00 p.m. kickoff in New York a 2:00 p.m. kickoff in Arizona.

In 1967 the Uniform Time Act was instituted, putting the entire country on daylight saving time. After one year, states could opt out, and Arizona went back to standard time and stayed there. Residents and lawmakers of Arizona knew there was an abundance of sunshine and did not see the need to move their clocks ahead in order to save any. The only other state that does not observe Daylight Saving Time is Hawaii.



**EVAN BOEHM****COLLEGE:** Missouri**HOW ACQUIRED:** D4/16 (128th)**YEARS NFL/CARDINALS:** 2/2**HOMETOWN:** Lee's Summit, MO**DOB:** August 19, 1993**70 // CENTER/GUARD // 6-3 // 310****NOTE CARDS**

- The Cardinals fourth round selection (128th overall) in the 2016 NFL Draft, Boehm became the first center selected by the Cardinals since the team took Nick Leckey in the sixth round (167th overall) in 2004.
- Appeared in all 16 games as a rookie, playing primarily on special teams until seeing action at RG in the final two contests. Made his first career start in the season finale at the Rams.
- Boehm and Cardinals LB Markus Golden are good friends who entered the University of

Missouri together in 2012. Both served as team captains for the Tigers.

- Started all 52 games during his four seasons at Missouri, establishing a school record for starts. His 52 consecutive starts were the fourth-longest active streak in the nation at the end of the 2015 regular season – and was the top total among players from a Power-5 conference.
- Offered a scholarship to Missouri when he was in eighth grade, prior to starting high school.

CAREER:

The Cardinals fourth-round selection (128th overall) in the 2016 NFL Draft, Boehm played in all 16 games as a rookie, starting the season finale at RG.

2016: Played in all 16 games, starting season finale at RG ... appeared on special teams in first 15 games ... made his NFL debut vs. NE (9/11) ... played final three snaps of the game at center vs. TB (9/18) ... appeared at fullback on David Johnson's TD run in the first quarter @ Min (11/20) ... played as a FB on one-yard TD pass on game-opening drive @ Atl (11/27) ... saw most extensive action on offense when he came in at RG after Taylor Boggs left the game injured in the first half @ Sea (12/24); helped Cardinals allow just one sack and run for three TDs ... made first career start at RG and helped Cardinals allow just one sack and score season-high 44 points @ LAR (1/1/17).

COLLEGE:

A four-year starter at Missouri, establishing a school record with 52 consecutive starts ... started 12 games at left guard as a true freshman before starting 40 consecutive games at center in his final three years after switching positions prior to his sophomore campaign ... a team captain as a senior in 2015, starting all 12 games at center ... moved his career start log to 52 consecutive games, establishing a new school record (previous was 50 by TE Martin Rucker, C Adam Spieker and CB Carl Gettis) ... 52 consecutive starts marked the fourth-best active streak in the nation at the end of the regular season and the top mark among

players from a Power-5 conference ... named preseason All-SEC third-team and was on both the Rimington and Outland Trophy watch lists ... started all 14 games for the second consecutive season as a junior, pushing his consecutive starts streak to 40 games ... named to the Rimington Trophy and Outland Trophy watch lists ... started all 14 games at center as a sophomore, giving him 26 consecutive starts since arriving to Columbia in 2012 ... opened holes for Tiger rushing attack (237.9 yards per game) that ranked second in the SEC and 16th in the NCAA ... first game action at center came in season opener against Murray State after he moved to the position during spring drills in the spring ... as a true freshman in 2012, helped solidify an offensive line decimated with injuries and started all 12 games at left guard ... earned first-team Freshman All-American status from College Football News and was the only Tiger offensive lineman that started every game.

PERSONAL:

Last name pronounced "BAME" (rhymes with 'name') ... one of the top prep recruits in the nation out of Lee's Summit (MO) West High School, Boehm was a three-time All-State selection and 2011 ESPN first-team All-American and was the recipient of the prestigious Simone Award as the top prep player in the Kansas City area, becoming the first offensive lineman ever to earn the award ... helped lead Lee's Summit West to the 2010 Missouri State Class 5 Championship in football ... an accomplished all-around athlete, also won state championships in both wrestling (heavyweight division) and track and field (discus) ... father, Royce, was his high school football coach.

BOEHM CAREER STATS

Year	Team	GP/GS
2016	Ariz	16/1
Total		16/1



ELIE BOUKA

COLLEGE: Calgary

HOW ACQUIRED: FA-16

YEARS NFL/CARDINALS: 2/2

HOMETOWN: Laval, Quebec

DOB: August 15, 1992

39 // CORNERBACK // 6-1 // 205

PRO CAREER:

Signed with Cardinals as a rookie free agent on 5/2/16. Placed on injured reserve (leg) on 8/30/16.

COLLEGE:

Appeared in 27 career games at the University of Calgary, beginning his career as a wide receiver before switching to cornerback during the 2013 season ... totaled 29 tackles and three INTs on defense while catching 16 passes for 309 yards and two TDs on offense ... missed 2015 season after suffering a torn Achilles in preseason camp ... recorded 17 tackles and three INTs in 10 games in 2014, collecting two INTs in the postseason ... named CIS second-team All-Canadian and was a Canada West All-Star selection ... appeared in 11 games in 2013 and played on both sides of the ball, recording 12 tackles and adding eight catches for

166 yards and a TD ... also returned 13 punts for 117 yards ... totaled eight catches for 143 yards and a TD and seven kickoff returns for 148 yards in six games as a freshman in 2012 ... initially signed letter of intent to play at Weber State University, but did not attend school after coaching change.

PERSONAL:

Name pronounced "Eli" 'BOO-kuh' ... selected in the third round (24th overall) of the 2016 CFL Draft by Saskatchewan ... was a wide receiver at Cegep Montmorency (Laval, Quebec, Canada), totaling 650 yards on 46 catches in 2010 ... named a Cegep AAA all-star, becoming the first receiver in Montmorency history to accomplish the feat ... also played volleyball ... played for Team Quebec at the 2010 Canada Cup as a wide receiver and punt returner and helped team earn a silver medal.



TYVON BRANCH

COLLEGE: Connecticut

HOW ACQUIRED: UFA-16 (Chiefs)

YEARS NFL/CARDINALS: 10/2

HOMETOWN: Syracuse, NY

DOB: December 11, 1986

27 // SAFETY // 6-0 // 210

NOTE CARDS

- Signed a two-year contract as an unrestricted free agent with the Cardinals on 3/10/16 after spending first eight NFL seasons with Oakland (2008-14) and Kansas City (2015).
- Has played 97 career games (73 starts) and has 528 tackles, nine sacks, five INTs, 27 passes defended, five fumble recoveries, three forced fumbles, three defensive TDs and 19 special teams tackles.
- In his debut season in Arizona, started five of six games played and collected 27 tackles, four passes defended and a special teams tackle. Missed seven games from Weeks 5-12 while on injured reserve (groin). Returned from IR and played in three games before again being placed on injured reserve.
- Topped 100 tackles in three consecutive seasons from 2009-11, including a career-high 119 in 2009.

PRO CAREER:

Originally entered the NFL as a fourth-round pick (100th overall) of the Oakland Raiders in the 2008 NFL Draft. Re-signed with Raiders to four-year contract as team's franchise player on 7/14/12. Released by Raiders on 3/3/15 and signed one-year contract with Kansas City Chiefs on 3/10/15. Signed a two-year contract with Cardinals on 3/10/16.

2016: Played in six games (five starts) and totaled 27 tackles, four passes defended and a special teams tackle ... missed seven games midseason

while on injured reserve (groin) and then returned from IR for final three games before going back to injured reserve ... started his Cardinals debut and collected seven solo tackles and one pass defended vs. NE (9/11) ... finished second on the team with 10 tackles and added a pass defended vs. TB (9/18) ... had one solo tackle and one special teams tackle vs. LAR (10/2); left in the second half with a groin injury ... placed on injured reserve (groin) on 10/4 ... activated from IR/Designated to Return on 12/2 ... in first game back, collected four tackles and one pass defended vs. Was (12/4) ... had one tackle



and a pass defended before leaving the game with a groin injury @ Mia (12/11) ... placed on injured reserve (groin) on 12/13.

2015: Played in all 16 games (one start) in his only season with the Chiefs, totaling 40 tackles, one sack, one INT, a fumble recovery and four passes defended ... scored two TDs, one an INT return and the other a fumble return ... made his Kansas City debut @ Hou (9/13) ... had a season-high seven tackles @ GB (9/28) ... picked off Derek Carr and returned it 38 yards for a TD in the fourth quarter @ Oak (12/6); marked first career INT return TD and helped Chiefs overcome 20-14 deficit entering the final quarter to earn 34-20 win ... scored his third career TD (and second in a three-game span) with a 73-yard fumble return in the first quarter @ Bal (12/20) ... played in first career postseason contest in Wild Card victory @ Hou (1/9/16) and recorded four tackles ... had six tackles in Divisional Playoff @ NE (1/16/16).

2014: Recorded 29 tackles, one sack and one pass defended in three starts before suffering season-ending foot injury ... had a sack in season opener @ NYJ (9/7) and tied career high with 12 tackles vs. Hou (9/14) ... posted second straight double-digit tackle game with 10 stops @ NE (9/21) ... fractured foot against the Patriots and was placed on injured reserve on 9/24.

2013: Started first two games before suffering ankle injury that ended his season ... had five tackles and a sack in the season opener @ Ind (9/8) ... left game vs. Jax (9/15) with ankle injury ... inactive for the next 11 games and placed on injured reserve on 12/14.

2012: Started 14 games after re-signing with Raiders as the team's franchise player ... collected 94 tackles, one INT and three passes defended ... had 10 tackles in 34-31 victory vs. Pit (9/23) ... made a TD-saving tackle of Willis McGahee @ Den (9/30); helped hold Broncos to a FG on the drive ... recorded first INT of the season in second quarter @ Atl (10/14) ... notched 11 tackles vs. TB (11/4) ... inactive (neck) vs. NO (11/18), ending streak of 57 consecutive starts that dated back to 2009 season opener ... tied career high with 12 tackles vs. Cle (12/2) ... help Oakland record 15-0 shutout vs. KC (12/16); held Chiefs to just 119 total yards, the lowest by a Raiders opponent since 1975 ... inactive (ankle) in season finale @ SD (12/30).

2011: For the third consecutive season, started all 16 games and led the team in tackles (106) ... also had one sack, one INT, four passes defended and a fumble recovery while returning two kickoffs for 31 yards ... named a Pro Bowl alternate ... recovered Knowshon Moreno's fumble to help set up a FG in season opener @ Den (9/12) ... blocked Rian Lindell's 39-yard FG attempt on the last play of the first half @ Buf (9/18) ... recorded season-best 10 tackles and picked off Mark Sanchez pass in the end zone vs. NYJ (9/25) ... sacked Caleb Hanie for a 10-yard loss vs. Chi (11/27).

2010: Started every game for the second straight year and posted a team-leading 102 tackles ... tied for the NFL lead among defensive backs with a career-high four sacks and added one INT, two passes defended, a forced fumble and two fumble

recoveries (one returned for TD) ... sacked Sam Bradford for an 11-yard loss vs. STL (9/19) ... recovered a Philip Rivers fumble with one minute left in the game and returned it 64 yards for his first career TD vs. SD (10/10); TD sealed the Raiders 35-27 victory ... recovered Kyle Orton's fumble to help set up a TD @ Den (10/24) ... registered a sack and INT of Matt Hasselbeck vs. Sea (10/31); INT led to an Oakland TD on the next play ... forced a fumble @ Pit (11/21) ... notched season-high 11 tackles and had a sack of Chad Henne vs. Mia (11/28) ... picked up his fourth sack of the season when he brought down Matt Cassel for a 12-yard loss in the season finale @ KC (1/2/11).

2009: Started all 16 games for the first time and led all NFL defensive backs with a career-high 119 tackles ... also set career bests with eight passes defended, two forced fumbles and five special teams tackles ... made first career start and had nine tackles in season opener vs. SD (9/14) ... forced a Thomas Jones fumble in the second quarter vs. NYJ (10/25), his first career forced fumble ... posted a career-high 12 tackles and registered the first sack of his career vs. Cin (11/22), taking down Carson Palmer for a 12-yard loss in the second quarter; also forced a fumble that was recovered by Oakland ... collected 11 tackles, including a victory-sealing stop of Tony Scheffler on the game's final play @ Den (12/20).

2008: Played eight games and had six tackles, one INT, one pass defended, a fumble recovery and four special teams tackles as a rookie ... also returned six kickoffs for 89 yards ... made NFL debut in season opener vs. Den (9/8) ... had first career INT @ KC (9/14), picking off Damon Huard in the first quarter and returning it 36 yards to set up a FG ... recorded first career tackle with three stops @ Buf (9/21) ... recovered a fumble vs. NYJ (10/19) ... injured shoulder vs. Atl (11/2); placed on injured reserve on 11/5.

COLLEGE:

Played in 48 games with 31 starts in four seasons at Connecticut ... made 230 career tackles with 7.5 tackles for loss, a half-sack and three INTs ... also returned 37 kickoffs for 980 yards and two TDs ... helped UConn win its first Big East title in 2007 ... started all 13 games that season as a senior and was named second-team All-Big East after totaling 89 tackles ... won team's Special Teams MVP award after leading the conference in kickoff returns with a 28.9-yard average in 27 returns (780 yards and two TDs); became first UConn player with two kickoff return TDs in the same season ... led Husky defensive backs with 79 tackles as a junior while starting all 12 games ... appeared in every game his first two seasons, making his first career start as a true freshman in 2004; was only true freshman to start a game for UConn all season.

PERSONAL:

Attended Cicero-North Syracuse (NY) High School where he earned All-State honors and was named second-team All-Central New York ... played tailback and outside linebacker ... also ran track and was the Gatorade state track athlete of the year ... finished first at state in the 100 and 200 meters as a senior and won the 2004 national indoor track championship in the 60 meters ... majored in Economics.



BRANCH CAREER STATS

Year	Team	GP/GS	Tackles			Sacks		Interceptions						FR	FF	STT
			Solo	Asst	Ttl	Sk	Yds	Int	Yds	Lg	TD	PD				
2008	Oak	8/0	5	1	6	0.0	0	1	36	36	0	1	1	0	4	
2009	Oak	16/16	93	26	119	1.0	12	0	0	0	0	8	0	2	5	
2010	Oak	16/16	79	23	102	4.0	40	1	15	15	0	2	2	1	2	
2011	Oak	16/16	78	28	106	1.0	10	1	0	0	0	4	1	0	3	
2012	Oak	14/14	74	20	94	0.0	0	1	11	11	0	3	0	0	0	
2013	Oak	2/2	4	1	5	1.0	2	0	0	0	0	0	0	0	0	
2014	Oak	3/3	22	7	29	1.0	19	0	0	0	0	1	0	0	1	
2015	KC	16/1	33	7	40	1.0	1	1	38	38t	1	4	1	0	2	
2016	Ariz	6/5	24	3	27	0.0	0	0	0	0	0	4	0	0	1	
Total		97/73	412	116	528	9.0	84	5	100	38t	1	27	5	3	19	

Single Game Highs:

Total Tackles: 12, three times, last vs. Houston, 9/14/14; **Solo Tackles:** 11, vs. Cincinnati, 11/22/09; **Sacks:** 1.0, nine times, last vs. Oakland, 1/3/16; **Interceptions:** 1, five times, last @ Oakland, 12/6/15; **Fumble Recoveries:** 1, five times, last @ Baltimore, 12/20/15; **Forced Fumbles:** 1, three times, last @ Pittsburgh, 11/21/10; **TDs:** 3, 73-yard fumble return @ Baltimore, 12/20/15; 38-yard INT return @ Oakland, 12/6/15; 64-yard fumble return vs. San Diego, 10/10/10.

Additional Special Teams Statistics:

Blocked Field Goals: 1: @ Buffalo, 9/18/11.

BRANCH POSTSEASON STATS

Year	Team	GP/GS	Tackles			Sacks		Interceptions						FR	FF	STT
			Solo	Asst	Ttl	Sk	Yds	Int	Yds	Lg	TD	PD				
2015	KC	2/1	5	5	10	0.0	0	0	0	0	0	0	0	0	0	
Total		2/1	5	5	10	0.0	0	0	0	0	0	0	0	0	0	



AARON BREWER

COLLEGE: San Diego State

HOW ACQUIRED: FA-16

YEARS NFL/CARDINALS: 6/2

HOMETOWN: Fullerton, CA

DOB: July 5, 1990

46 // LONG SNAPPER // 6-5 // 232

PRO CAREER:

Originally signed by the Denver Broncos as a rookie free agent on 4/29/12. Signed a contract extension with Broncos on 3/5/15. Released on 3/8/16 and signed with Chicago Bears on 3/16/16. Released on 9/5/16. Signed with Cardinals on 9/28/16.

2016: Played in final 13 games as long snapper ... had two special teams tackles ... signed with Cardinals on 9/28 ... made season debut vs. LAR (10/2) ... registered first special teams tackle of the season @ Atl (11/27) ... recorded a special teams tackle @ LAR (1/1/17).

2015: Served as long snapper in every game for the fourth consecutive season ... appeared in all three postseason contests, including the Broncos victory in Super Bowl 50 vs. Car (2/7/16) ... had a special teams tackle in Divisional Playoff vs. Pit (1/17/16).

2014: Served as long snapper in all 16 games ... tied career high with three special teams tackles ... snapped for Connor Barth when he tied franchise records for FGs in a game with five in two separate games: @ KC (11/30) and @ SD (12/14) ... snapped in Divisional Playoff vs. Ind (1/11/15).

2013: Served as long snapper in every game and collected two special teams tackles ... snapped on

Matt Prater's NFL-record 64-yard FG vs. Ten (12/8) ... also played in all three playoff games, including Super Bowl XLVIII vs. Sea (2/2/14).

2012: After winning the long snapper job during training camp as a rookie free agent, played in all 16 games and had a career-high three special teams tackles ... made his NFL postseason debut in Divisional Playoff vs. Bal (1/12/13).

COLLEGE:

Appeared in all 50 games in four years ... was a four-time All-Mountain West Conference selection ... had 15 career special teams tackles, including six as a senior in 2011 ... part of special teams unit that converted 160-of-170 PATs and 41-of-66 FGAs ... contributed to punting team that averaged 42.4 yards on 250 punts.

PERSONAL:

Attended Troy (Fullerton, CA) High School where he was an all-conference linebacker as a senior and served as the team's long snapper ... rated as the No. 3 long snapper in the nation by chrissailerkicking.com after his senior season ... also was a member of the track and field team ... majored in Finance.



BREWER CAREER STATS

Year	Team	GP/GS	STT
2012	Den	16/0	3
2013	Den	16/0	2
2014	Den	16/0	3
2015	Den	16/0	0
2016	Ari	13/0	2
Total		77/0	10

BREWER POSTSEASON STATS

Year	Team	GP/GS	STT
2012	Den	1/0	0
2013	Den	3/0	0
2014	Den	1/0	0
2015	Den	3/0	1
Total		8/0	1



JARON BROWN

COLLEGE: Clemson

HOW ACQUIRED: FA-13

YEARS NFL/CARDINALS: 5/5

HOMETOWN: Cheraw, SC

DOB: January 8, 1990

13 // WIDE RECEIVER // 6-2 // 205

NOTE CARDS

■ Originally signed by the Cardinals as a rookie free agent out of Clemson in 2013, Brown has appeared in 55 games (four starts) in four seasons with Arizona. Signed a one-year contract extension on 11/16/16.

■ Has 55 receptions for 700 yards and five TDs in his career, while adding 19 tackles on special teams.

PRO CAREER:

Joined the Cardinals as an undrafted rookie free agent on 4/29/13 from Clemson and has played in 55 regular season games and three postseason contests in his first four NFL seasons. Signed a one-year contract as a restricted free agent on 4/18/16 and agreed to a one-year contract extension on 11/16/16.

2016: Played in first seven games with two starts before suffering season-ending knee injury ... finished with 11 receptions for 187 yards and a TD while adding one special teams tackle ... had an 18-yard reception on team's final drive of the game and added one special teams tackle vs. NE (9/11) ... posted a career-high 78 yards on two receptions vs. TB (9/18), including a career-long 51-yard TD reception with 20 seconds left in the first half ... recorded three receptions for 49 yards @ Buf (9/25) ... caught season-high four passes for 35 yards vs. NYJ (10/17) ... left game vs. Sea (10/23) with knee injury in first half ... placed on injured reserve (knee) on 10/25 ... when he missed the game vs. Car (10/30), it marked the first game he had missed in his NFL career; had appeared in 55 consecutive games prior to injury.

2015: Played in every game for the third straight season, recording 11 receptions for 144 yards and a TD for the NFL's #1 ranked offense ... also had five special teams tackles ... caught two passes

for 20 yards, including a six-yard TD in the first quarter @ Chi (9/20) ... recorded a career-long 39-yard reception in the third quarter that helped set up the go-ahead TD @ Cle (11/1) ... posted season-high three receptions for 38 yards @ Sea (11/15); all three catches came in the fourth quarter after Michael Floyd left the game injured; had an eight-yard reception on 3rd-n-3 on the team's final TD drive that helped seal the win; also had one special teams tackle ... recorded a 15-yard reception on game-opening TD drive and had two special teams tackles @ Phi (12/20) ... had one special teams tackle in Divisional Playoff vs. GB (1/16/16) ... started as part of four-WR set and had a 16-yard reception in third quarter of NFC Championship Game @ Car (1/24/16).

2014: Played in all 16 games (two starts) and set career highs with 22 catches for 229 yards and two TDs ... also finished third on the team with eight special teams tackles ... had a six-yard reception to convert a 3rd-n-3 in the third quarter vs. SD (9/8) ... collected one special teams tackle @ NYG (9/14) and vs. SF (9/21) ... made first career start at WR and had one special teams tackle @ Den (10/5) ... converted a 3rd-n-7 with a nine-yard reception in the first quarter to help set up a TD three plays later @ Oak (10/19) ... caught two passes for 15 yards, including an 11-yard TD reception to give the Cardinals a 14-10 lead in the second quarter @ Dal



(11/2); marked his second career TD catch and first of the season; also had one special teams tackle ... tied his then career high with three receptions for 35 yards vs. StL (11/9); all three catches converted third downs, including two on the same drive in the second half; also had one special teams tackle ... saw increased snaps on offense with Larry Fitzgerald out injured and had three catches for 24 yards @ Sea (11/23) ... set career highs and led the team with seven receptions for 75 yards @ Atl (11/30); all seven catches came in the second half; also had one special teams tackle ... caught two passes for 48 yards, including the game-winning 26-yard TD on 3rd-n-18 in the third quarter vs. KC (12/7); also had one special teams tackle ... made playoff debut in Wild Card game and had one special teams tackle @ Car (1/3/15).

2013: After making the team as a rookie free agent out of training camp, played in all 16 games and recorded 11 receptions for 140 yards and a TD while adding five special teams tackles ... made his NFL debut and collected his first career reception for 14 yards on the final play of the game @ StL (9/8) ... had an 11-yard reception in the second quarter vs. Det (9/15) ... recorded a 19-yard catch on the first play of the game-winning FG drive @ TB (9/29); reception came at the TB 19 and a Buccaneers penalty on the play moved the ball inside the 10 to set up Jay Feely's game-winning 27-yard FG ... had one reception for five yards @ SF (10/13) ... caught his first career TD on an eight-yard pass from Carson Palmer in the fourth quarter vs. Sea (10/17); had three catches for 30 yards, marking his first career multi-reception game ... had a seven-yard reception on 3rd-n-6 in the second quarter to keep drive alive and Cardinals scored TD two plays later vs. Hou (11/10); also had one special teams tackle ... recorded one special teams tackle @ Jax (11/17) ... had a 16-yard reception on third-quarter TD drive vs. Ind (11/24); also had one special teams tackle ...

converted a first down with a six-yard reception on 3rd-n-5 in the first quarter @ Phi (12/1) ... recorded 32-yard reception in the fourth quarter on 3rd-n-7 vs. StL (12/8); also collected a team-high two special teams tackles.

COLLEGE:

Finished his Clemson career with 87 receptions for 1,186 yards and eight TDs in 50 games (32 starts) ... also totaled 341 yards on 17 kick returns, 65 yards on seven punt returns and ran nine times for 66 yards ... two-time academic All-ACC selection and four-time ACC academic honor roll member ... a team captain as a senior and had 21 catches for 345 yards while playing in all 13 games (10 starts) ... recorded a career-high four TD catches while totaling 31 receptions for 406 yards in 14 games as a junior ... also returned 15 kickoffs for 308 yards ... won the Solid Rock Award among wide receivers as a sophomore ... notched a career-best 32 catches for 405 yards and three TDs and ran for 63 yards on eight carries in 12 games ... finished second on the team in receiving yards and fourth in receptions ... played in 11 games and had three catches for 30 yards and a TD in '09 ... winner of the Vickery Hall Award for his work in the classroom ... redshirted in 2008.

PERSONAL:

First name pronounced 'juh-RON' ... helped lead Cheraw (SC) High School to state titles as a senior and junior ... had 31 receptions for 516 yards and 16 TDs as a senior as he earned All-State, all-area and all-region honors ... also played safety, totaling 100 tackles and four INTs ... named Palmetto All-Star Back of the Year and AA Player of the Year by the High School Sports Report ... also played basketball and ran track ... named the basketball team's top defensive player as a senior and was all-region in track, running the 100-meters, 200-meters and 4x100 relay ... graduated in December of 2011 with a degree in Management.

BROWN CAREER STATS

Year	Team	GP/GS	Receiving					
			Rec	Yds	Avg	Lg	TD	STT
2013	Ariz	16/0	11	140	12.7	32	1	5
2014	Ariz	16/2	22	229	10.4	26t	2	8
2015	Ariz	16/0	11	144	13.1	39	1	5
2016	Ariz	7/2	11	187	17.0	51t	1	1
Total		55/4	55	700	12.7	51t	5	19

Single Game Highs:

Receptions: 7, @ Atlanta, 11/30/14; **Receiving Yards:** 78, vs. Tampa Bay, 9/18/16; **TDs:** 1, five times, last vs. Tampa Bay, 9/18/16; **Long Reception:** 51t, vs. Tampa Bay, 9/18/16; **Long TD Reception:** 51, vs. Tampa Bay, 9/18/16.

BROWN POSTSEASON STATS

Year	Team	GP/GS	Receiving					
			Rec	Yds	Avg	Lg	TD	STT
2014	Ariz	1/0	0	0	0.0	0	0	1
2015	Ariz	2/1	1	16	16.0	16	0	1
Total		3/1	1	16	16.0	16	0	2

Postseason Single Game Highs:

Receptions: 1, @ Carolina, 1/24/16; **Receiving Yards:** 16, @ Carolina, 1/24/16; **Long Reception:** 16, @ Carolina, 1/24/16.



JOHN BROWN

COLLEGE: Pittsburg State
HOW ACQUIRED: D3b/14 (91st)
YEARS NFL/CARDINALS: 4/4

HOMETOWN: Homestead, FL
DOB: April 3, 1990

12 // WIDE RECEIVER // 5-11 // 179

NOTE CARDS

- Selected with the Cardinals second pick of the third round in the 2014 NFL Draft (acquired from the Saints in a first round trade), Brown has played in 46 games (22 starts) and totaled 152 receptions for 2,216 yards and 14 TDs in his first three seasons.
- Set career highs with 65 receptions for 1,003 yards and seven TDs in 2015. It marked his first career 1,000-yard season and he became the 13th different player in franchise history to have 1,000 yards receiving in a season. Combined with Larry Fitzgerald (1,215), it marked just the fifth time in team history the Cardinals had multiple players with 1,000+ receiving yards in a season.
- In Week 6 of the 2015 season at Pittsburgh, set career-highs with 10 receptions for 196 yards.

His 196 yards represent the sixth-best single-game total in franchise history. Tied career high with 10 receptions in Week 4 of 2016 season against the Rams.

- As a rookie in 2014, Brown appeared in all 16 games (five starts) and had 48 receptions for 696 yards and five TDs during the regular season. He established an NFL rookie record with four game-winning TD receptions, surpassing the previous record set by R.C. Owens (3) for San Francisco in 1957.
- At the 2014 NFL Combine, Brown ran the 40-yard dash in 4.34 seconds, the third-fastest time of any player at the event behind WR Brandin Cooks (4.33) and RB Dri Archer (4.26).

PRO CAREER:

The Cardinals second selection in the third round (91st overall) in the 2014 NFL Draft, Brown has appeared in 46 games (22 starts) in the regular season in his first three seasons. He has also appeared in all three postseason games (two starts).

2016: Appeared in 15 games (six starts) and caught 39 passes for 517 yards and two TDs ... also led team with 17 punt returns for 119 yards ... registered team-leading 70 yards on six catches @ Buf (9/25); also had a 51-yard return on free kick after Bills safety in fourth quarter ... tied his career high with 10 receptions for 144 yards vs. LAR (10/2); marked his fourth career 100-yard game; also had three punt returns for 23 yards ... registered team-high 54 yards on five catches vs. NYJ (10/17); had four catches for 47 yards on fourth-quarter TD drive ... inactive (hamstring) vs. Sea (10/23) ... caught four passes for 49 yards and his first TD of the season in the third quarter @ Car (10/30) ... had a 19-yard catch on first drive @ Atl (11/27); left in the second half with a hamstring injury ... posted team-high 81 yards and a TD on five receptions vs. NO (12/18); caught 30-yard TD in fourth quarter to pull Cardinals within seven ... caught two passes for 25 yards @ LAR (1/17).

2015: Started 11 of 15 games played and set career highs with 65 receptions for 1,003 yards and seven TDs ... also started both playoff games and had seven catches for 105 yards ... helped the Cardinals finish with the #1 offense in the NFL for the first time in team history and set franchise record for points (489) and TDs (59) ... along with Larry Fitzgerald (1,215), gave the Cardinals multiple 1,000-yard receivers in the same season for just

the fifth time in team history ... had two 100-yard games and topped 60 yards receiving eight times ... caught four passes for 46 yards, including a 10-yard TD on 3rd-n-goal on the game's first possession vs. NO (9/13) ... had four catches for 73 yards and a TD @ Det (10/11); caught a 49-yard pass on a play from Cardinals own 1-yard line as part of 99-yard TD drive and then had 18-yard TD catch on the next drive in the second quarter ... led the team and set career highs with 10 receptions for 196 yards @ Pit (10/18); had six catches of 15 or more yards, including two for more than 40 yards; marked the highest receiving yardage total by a Cardinal in a single game since Anquan Boldin's 217 yards against the Lions on 9/7/03 ... DNP (hamstring) @ Cle (11/1) ... had three catches for 43 yards, including an 18-yard TD in the third quarter that gave the Cardinals their first lead of the game vs. Cin (11/22) ... recorded a team-best 113 yards on six catches @ StL (12/6); had season-long 68-yard reception in the fourth quarter; marked his third career 100-yard game ... totaled 78 yards on four receptions, including a 65-yard TD in the first quarter that gave the Cardinals a 10-7 lead vs. Min (12/10); marked his second straight game with a catch of 65+ yards ... had three catches for 25 yards and a TD vs. GB (12/27); TD came just before halftime and gave Cardinals a 17-0 lead; marked his third straight game with a TD reception ... caught five passes for 82 yards in Divisional Playoff vs. GB (1/16/16).

2014: Played in all 16 games (five starts) and caught 48 passes for 696 yards and five TDs ... ranked second on the team in receptions and TD catches and third in receiving yards ... had four game-winning TD receptions, the most by a rookie



THE MOTIVATION OF JOHN BROWN

A product of Pittsburg State, **John Brown** came to the Cardinals with a story that matches his prodigious talent. He began his college career at Mars Hill University in North Carolina in 2008 and was named the South Atlantic Conference's Freshman of the Year after leading the league with 1,472 all-purpose yards. However, academic challenges forced him to miss the 2009 season, and then Brown's world changed in 2010 when his half-brother, James Walker, who played at NAIA school MidAmerica Nazarene University, was shot in Florida.

Walker remained in the hospital for months, and during that time Brown transferred to Coffeyville Community College in Kansas, but he wasn't awarded one of the team's out-of-state scholarships and ended up sitting out another year. However, coaches at Pittsburg State in Kansas had learned of him and offered him a scholarship. He signed his letter of intent in April 2011, just hours before he received the news Walker had died.

Brown made a promise to his brother that he would score the first time he touched the ball at Pittsburg State, and he made good on that pledge when he returned a punt 84 yards for a TD in the 2011 season opener. He never looked back, going on to set school career records with 185 receptions for 3,387 yards and 34 TDs. He totaled 45 TDs at Pittsburg State, adding six rushing, three punt return and two kickoff return scores.

"Every day I wake up I hear him," he said. "When I'm tired, when I'm working out and thinking about giving up, I can hear him in my head. It just pushes me to go even harder."

in NFL history ... recorded multiple catches in 15 of 16 regular season games and postseason contest ... caught two passes for 29 yards and his first career TD in his NFL debut vs. SD (9/8); provided the game-winning score on a 13-yard catch and run with 2:25 left in the fourth quarter to put the Cardinals in front 18-17 ... caught four passes for 52 yards and two TDs vs. SF (9/21); both TD catches (24 and 21 yards) came in the third quarter to bring the Cardinals back from down 14-6 at the half to an eventual 23-14 win; became first Cardinals rookie with multiple TD receptions in a game since Larry Fitzgerald on 12/26/04 @ Sea and the first Cardinals rookie with three or more TD catches in the first three games of a season since Steve Lach (3) in 1942 ... made first career start and had four catches for 43 yards vs. Was (10/12) ... had season highs with five receptions for 119 yards and a game-winning 75-yard TD reception with 1:21 left in the fourth quarter vs. Phi (10/26); marked his first career 100-yard game; became the eighth rookie in franchise history with a TD reception of 75+ yards and became the first Cardinals rookie with at least four TD catches in his first seven career games since Dave Williams (4) in 1967 ... tied season high with five catches for 73 yards,

including 48-yard game-winning TD catch from Drew Stanton with 7:40 left in fourth quarter vs. StL (11/9); TD gave Cardinals a 17-14 lead; marked his fourth game-winning TD catch of the season, the most for a rookie in NFL history; his five TD catches tied him with Gern Nagler (1953) and Fran Polsfoot (1950) for the most by a Cardinals rookie in first nine career games ... started in place of the injured Larry Fitzgerald and had a team-best 61 yards on three catches @ Sea (11/23) ... led the team with 54 yards on three receptions vs. Sea (12/21) ... led the team with four catches for 34 yards in Wild Card game @ Car (1/3/15).

COLLEGE:

Began his collegiate career at Mars Hills University in 2008 and finished his final three years of eligibility at Pittsburg State (2011-13) following the tragic shooting death of his half-brother, James Walker, in the summer of 2010 ... after the 2008 season at Mars Hill, academic problems forced him to miss the 2009 season and he transferred to Coffeyville (KN) Community College, where he sat out the 2010 season ... transferred to Pittsburg State prior to the 2011 season ... started 34 of 36

A PAIR OVER 1,000

Second-year WR **John Brown** (1,003 yards) joined Larry Fitzgerald (1,215) with 1,000+ receiving yards in 2015. It marked just the fifth time in team history - and first time since 2009 - that Cardinals had multiple receivers go over 1,000 yards in a single season.

Brown reached 1,000 yards receiving for the first time in his career in 2015 as he became the 13th different player in Cardinals history to reach 1,000 receiving yards in a season. For Fitzgerald, it was his seventh career 1,000-yard campaign. Of the five seasons in which the Cardinals had multiple 1,000-yard receivers, Fitzgerald has been involved in four.

Franchise History - Multiple 1,000-Yard Receivers

Year	Players (Yards)
2015	Larry Fitzgerald (1,215) and John Brown (1,003)
2009	Larry Fitzgerald (1,092) and Anquan Boldin (1,024)
2008	Larry Fitzgerald (1,431), Anquan Boldin (1,038), Steve Breaston (1,006)
2005	Larry Fitzgerald (1,409) and Anquan Boldin (1,402)
1997	Rob Moore (1,584) and Frank Sanders (1,017)



games at Pittsburg State and set school career records with 185 receptions for 3,387 yards (18.3 avg.) and 34 TDs ... added 394 rushing yards and six TDs on 48 carries ... one of the nation's top special teams players, he returned 78 punts for 1,063 yards and three TDs, as his average of 13.6 yards ranked as the third-best in school history ... added 1,400 yards with two TDs on 52 kickoff returns, ranking fourth in PSU annals with an average of 26.9 yards ... scored 272 points and amassed 6,244 all-purpose yards, also fourth-best in school history ... for his complete college career, Brown appeared in 47 games with 36 starts, pulling in 212 catches for 4,006 yards (16th on the NCAA Division II career-record chart) and 41 TDs (tied for 20th in DII annals) ... rushed 54 times for 412 yards (7.6 avg.) and six TDs and returned 93 punts for 1,180 yards (12.7 avg.) with three TDs, along with scoring twice via 81 kickoff returns for 2,118 yards (26.2 avg.) ... scored a total of 320 points and gained 7,716 all-purpose yards, the 12th-best career total by a Division II player ... consensus All-American and unanimous All-MIAA first-team choice, while adding Allstate AFCA Good Works Team and All-Super Region III accolades as a senior in 2013 ... led the team for the third-straight year with 61 receptions for 1,198 yards (19.6 avg.) and 14 TDs; his 61 grabs tied his 2011 figure for third on the school's single-season record list ... on special teams, returned 23 punts for 264 yards (11.5 avg.) and 12 kickoffs for 389 yards and a TD, setting the school single-season record with a 32.4-yard average ... as a junior in '12, earned consensus All-American first-team honors, in addition to receiving All-MIAA and All-Super Region III accolades after leading the league and ranking second in the nation with 2,000 all-purpose yards ... serving as a team captain, led the team with 63 receptions for 973 yards (15.4

avg.) and eight TDs ... also picked up 202 yards and a TD on 13 carries (15.5 avg.) ... led the MIAA and placed 14th nationally with a 15.4-yard average (fourth-best in PSU history) on 28 punt returns for 430 yards and a TD ... named a team captain as a sophomore in '11, the Daktronics and Football Gazette All-American first-team pick also received national recognition as a special teams performer by The NFL Draft Report and Associated Press ... a second-team All-MIAA choice as a WR and first-team selection as a return specialist ... started 12 of 14 games and hauled in a team-leading 61 passes for 1,216 yards (19.9 avg.) and 12 TDs ... also carried the ball 18 times for 92 yards (5.1 avg.) and three TDs ... on special teams, returned 27 punts for 369 yards and two TDs, while also returning 24 kickoffs for 616 yards and a TD ... compiled 2,293 all-purpose yards (163.8 ypg), the 13th-best figure in the nation ... redshirted in his only season at Coffeyville Community College in 2010, but did not play football ... in his lone season at Mars Hill University in '09, was named the South Atlantic Conference's Freshman of the Year despite starting just two of the 11 games he appeared in ... led the league and finished 25th in the nation with 1,472 all-purpose yards ... caught 27 passes for 619 yards (22.9 avg.) and seven TDs, returned 29 kickoffs for 718 yards (24.8 avg.) with one TD and also returned 15 punts for 117 yards.

PERSONAL:

Attended Homestead (FL) High School where he was an All-Dade County and Class 6A All-District XVI selection as a senior, helping lead the team to an 8-4 record ... played wide receiver, defensive back and was a return specialist for the Broncos ... General Studies major.

RECORD BREAKING ROOKIE

During his rookie season in 2014, WR **John Brown** hauled in four game-winning TD receptions. That was the highest total for any rookie in NFL history, surpassing the previous record set by R.C. Owens (3) for San Francisco in 1957.

TD	Brown's Game - Winning TD Receptions (2014)		
	Opponent	Time Remaining	Lead Change
48 yards	11/9 vs. StL	4th Qtr, 7:40 remaining	10-14 to 17-14
75 yards	10/26 vs. Phi	4th Qtr, 1:21 remaining	17-20 to 24-20
21 yards	9/21 vs. SF	3rd Qtr, 4:39 remaining	13-14 to 20-14
13 yards	9/8 vs. SD	4th Qtr, 2:25 remaining	12-17 to 18-17



Brown had his most dramatic game-winner in the Cardinals Week 8 victory over Philadelphia. In that game, he caught five passes for 119 yards, including the game-winning 75-yard TD reception with under two minutes remaining in regulation. Brown became just the eighth rookie in franchise history with a TD reception of 75+ yards and the first since Ernie Jones had a 93-yard TD catch against the Eagles on 12/20/88.



BROWN CAREER STATS

Year	Team	GP/GS	Receiving		Yds	Avg	Lg	TD
			Rec					
2014	Ariz	16/5	48		696	14.5	75t	5
2015	Ariz	15/11	65		1,003	15.4	68	7
2016	Ariz	15/6	39		517	13.3	30t	2
Total		46/22	152		2,216	14.6	75t	14

Single Game Highs:

Receptions: 10, twice, last vs. Los Angeles Rams, 10/2/16; **Receiving Yards:** 196, @ Pittsburgh, 10/18/15; **TDs:** 2, vs. San Francisco, 9/21/14; **Long Reception:** 75t, vs. Philadelphia, 10/26/14; **Long TD Reception:** 75, vs. Philadelphia, 10/26/14.

Additional Statistics:

Rushing: Career: 6-26; 2016: 1-10; 2015: 3-22; 2014: 3-(-6). **Punt Returns:** Career: 17-119; 2016: 17-119. **Kickoff Returns:** Career: 1-51; 2016: 1-51.

BROWN POSTSEASON STATS

Year	Team	GP/GS	Receiving		Yds	Avg	Lg	TD
			Rec					
2014	Ariz	1/0	4		34	8.5	21	0
2015	Ariz	2/2	7		105	15.0	21	0
Total		3/2	11		139	12.6	21	0

Postseason Single Game Highs:

Receptions: 5, vs. Green Bay, 1/16/16; **Receiving Yards:** 82, vs. Green Bay, 1/16/16; **Long Reception:** 21, twice, last vs. Green Bay, 1/16/16.


BROWN GAME-BY-GAME STATS

								Receiving							
2016								2015							
Date	Opp	GP/GS	Rec	Yds	Lg	TD		Date	Opp	GP/GS	Rec	Yds	Lg	TD	
Sept. 11	NE	1/0	1	8	8	0		Sept. 13	NO	1/1	4	46	14	1	
Sept. 18	TB	1/0	1	14	14	0		Sept. 20	@ Chi	1/1	5	45	13	0	
Sept. 25	@ Buf	1/0	6	70	19	0		Sept. 27	SF	1/1	3	62	27	0	
Oct. 2	LAR	1/1	10	144	29	0		Oct. 4	STL	1/0	7	75	14	0	
Oct. 6	@ SF	1/1	1	11	11	0		Oct. 11	@ Det	1/1	4	73	49	1	
Oct. 17	NYJ	1/1	5	54	13	0		Oct. 18	@ Pit	1/1	10	196	45	0	
Oct. 23	SEA	Inactive-Hamstring						Oct. 26	BAL	1/0	4	65	35	1	
Oct. 30	@ Car	1/0	4	49	17t	1		Nov. 1	@ Cle	DNP - Hamstring					
Nov. 13	SF	1/0	2	30	21	0		Nov. 15	@ Sea	1/1	0	0	0	0	
Nov. 20	@ Min	1/0	0	0	0	0		Nov. 22	@ Cin	1/1	3	43	18t	1	
Nov. 27	@ Atl	1/1	1	19	19	0		Nov. 29	@ SF	1/0	5	99	48	0	
Dec. 4	WAS	1/0	0	0	0	0		Dec. 6	@ StL	1/1	6	113	68	0	
Dec. 11	@ Mia	1/0	0	0	0	0		Dec. 10	MIN	1/0	4	78	65t	1	
Dec. 18	NO	1/1	5	81	30t	1		Dec. 20	@ Phi	1/1	3	38	19	1	
Dec. 24	@ Sea	1/1	1	12	12	0		Dec. 27	GB	1/1	3	25	14	1	
Jan. 1	LAR	1/0	2	25	16	0		Jan. 3	SEA	1/1	4	45	14	0	
Total		15/6	39	517	30t	2		Total		15/11	65	1,003	68	7	

2014

Sept. 8	SD	1/0	2	29	16	1	
Sept. 14	@ NYG	1/0	3	28	20	0	
Sept. 21	SF	1/0	4	52	24t	2	
Oct. 5	@ Den	1/0	2	4	2	0	
Oct. 12	WAS	1/1	4	43	15	0	
Oct. 19	@ Oak	1/0	2	41	22	0	
Oct. 26	PHI	1/0	5	119	75t	1	
Nov. 2	@ Dal	1/0	2	10	10	0	
Nov. 9	STL	1/0	5	73	48t	1	
Nov. 16	DET	1/1	5	69	30	0	
Nov. 23	@ Sea	1/1	3	61	33	0	
Nov. 30	@ Atl	1/1	2	40	27	0	
Dec. 7	KC	1/0	0	0	0	0	
Dec. 11	@ StL	1/1	2	22	14	0	
Dec. 21	SEA	1/0	3	54	24	0	
Dec. 28	@ SF	1/0	4	51	19	0	
Total		16/5	48	696	75t	5	
Jan. 3	@ Car	1/0	4	34	21	0	
Postseason		1/0	4	34	21	0	

Jan. 16	GB	1/1	5	82	21	0	
Jan. 24	@ Car	1/1	2	23	12	0	
Postseason		2/2	7	105	21	0	



DEONE BUCANNON

COLLEGE: Washington State**HOW ACQUIRED:** D1/14 (27th)**YEARS NFL/CARDINALS:** 4/4**HOMETOWN:** Fairfield, CA**DOB:** August 30, 1992**20 // DOLLAR LINEBACKER // 6-1 // 211**

NOTE CARDS

- The Cardinals first-round selection (27th overall) in the 2014 NFL Draft, Bucannon became just the second safety ever selected by the team in the first round, and first since Ken Greene (19th overall) in 1978.
- Has played in the box as a dollar linebacker during his first three NFL seasons, appearing in 45 games (38 starts) and recorded 302 tackles, five sacks, an INT (returned for a TD), 10 passes defended, four fumble recoveries and four forced fumbles. He has also appeared in all three postseason games (two starts) in that span, posting 22 tackles and a pass defended.
- Had a team-high 100 tackles in 2016 despite missing last three games on injured reserve (ankle). Added seven tackles for loss, four passes defended and a fumble recovery in 13 starts.
- Led the team with a career-high 127 total tackles in 2015. He also tied for the team lead with 17 tackles for loss, while adding three forced fumbles, two fumble recoveries, three sacks and an INT he returned 39 yards for a TD.
- Named the "NFC Defensive Player of the Week" for his performance in the Week 15 victory over the Eagles in 2015. Bucannon had the first INT of his career against Philly and returned it 39 yards for his first career TD. He also led the Cardinals with 11 tackles in the game.
- During his rookie season in 2014, started nine of 16 regular season games and also appeared in the team's Wild Card matchup. He registered 75 tackles, two sacks, two passes defended, a forced fumble and a fumble recovery during the regular season as he was named to the PFWA's All-Rookie team as a safety.

PRO CAREER:

The Cardinals first-round selection (27th overall) in the 2014 NFL Draft, Bucannon has appeared in 45 regular season games (38 starts) and three postseason games (two starts) during his first three NFL seasons.

2016: Started first 13 games before being placed on injured reserve with an ankle injury ... led the team for second straight season with 100 tackles and added seven tackles for loss, four passes defended, one fumble recovery, two QB hits, two QB pressures and two special teams tackles ... collected six tackles and one special teams tackle vs. NE (9/11) ... recorded six tackles, including one for loss vs. TB (9/18); also had one pass defended, one QB pressure and a QB hit ... had four tackles and one special teams tackle @ Buf (9/25) ... registered five tackles vs. LAR (10/2) ... posted a career-high and team-leading 15 tackles, including 12 solo stops and one tackle for loss @ SF (10/6) ... notched five tackles and one pass defended vs. NYJ (10/17) ... tied career high with a team-best 15 tackles vs. Sea (10/23); marked second 15-tackle performance in three-game span ... shared team lead with 10 tackles and had one pass defended @ Car (10/30) ... collected a team-best eight tackles, including one for loss, and added one pass defended vs. SF (11/13) ... recovered a Sam Bradford fumble in the fourth quarter to help set up a TD @ Min (11/20); also tied for team lead with seven tackles ... had five tackles @ Atl (11/27) ... led the team with both eight tackles and three tackles for loss vs. Was (12/4) ... recorded six tackles, including one for loss @ Mia (12/11); left game with an ankle injury ... placed on injured reserve (ankle) on 12/13.

2015: Started all 16 games at the team's dollar LB position and led the Cardinals with a career-best 127 tackles ... tied for team lead with 17 tackles for loss, three forced fumbles and two fumble recoveries ... added one INT that he returned for a TD, three sacks, four passes defended, two QB pressures, two QB hits and

three special teams tackles ... had seven or more tackles in 12 of 16 games and led the team in tackles eight times ... started both postseason games and totaled 16 tackles ... tied previous career high with eight tackles and forced a Jay Cutler fumble in the second quarter @ Chi (9/20); also had one tackle for loss ... led the team with 13 tackles, including a team-best three for loss @ Det (10/11) ... recorded first sack of the season on Russell Wilson in the third quarter @ Sea (11/15); led the team with seven solo tackles, including one for loss ... recovered an Andy Dalton fumble in the fourth quarter to help set up a FG vs. Cin (11/22); sacked Dalton for an 11-yard loss earlier in the fourth quarter and totaled eight tackles, two for loss, and a pass defended ... notched five tackles, including one for loss @ SF (11/29); tackled Shaun Draughn for a six-yard loss on 2nd-n-1 in the fourth quarter to help force a punt and set up game-winning TD drive ... forced and recovered a Jairus Wright fumble at the AZ 15 in the second quarter vs. Min (12/10); added 10 tackles, including two for loss ... collected first career INT and returned it 39 yards for his first NFL TD on the opening play of the fourth quarter @ Phi (12/20); added a team-leading 11 tackles and one pass defended; named NFC Defensive Player of the Week for the first time in his career ... sacked Aaron Rodgers and forced a fumble on the play vs. GB (12/27); helped Cardinals total nine sacks in the game (third-best single-game total in franchise history and most since recording 10 sacks on 12/7/86 at Philadelphia); added six tackles and one pass defended ... registered a team-high 11 tackles and one special teams tackle vs. Sea (1/3/16) ... tied for the team lead with nine tackles, including one for loss in Divisional Playoff vs. GB (1/16/16).

2014: Appeared in all 16 games and made nine starts ... finished third on the team with 75 tackles and also had two sacks, four tackles for loss, two passes defended, a forced fumble and a fumble



recovery ... added five special teams tackles, one QB pressure and one QB hit ... started in his NFL debut and had four solo tackles, including one for loss, and one special teams tackle vs. SD (9/8) ... recovered Josh Huff's fumble at the 2-yard line in the second quarter for his first career fumble recovery vs. Phi (10/26); had eight tackles, a QB pressure and one pass defended, breaking up a pass intended for Zach Ertz in the end zone on the second-to-last play of the game to help the Cardinals secure a 24-20 victory ... had four tackles, including a stop of DeMarco Murray for no gain on 4th-n-1 in the fourth quarter @ Dal (11/2); also had one pass defended and one special teams tackle ... registered his first career sack vs. StL (11/9), taking down Austin Davis to force a punt in the second quarter; totaled five tackles ... led the team with seven tackles and added one special teams tackle vs. Det (11/16) ... notched his second career sack @ Sea (11/23), bringing down Russell Wilson on 3rd-n-goal in the second quarter to force a FG; totaled six tackles, including one for loss, and a QB hit ... forced a Travis Kelce fumble at the AZ 16-yard line with less than six minutes remaining and the Cardinals leading 17-14 vs. KC (12/7); marked first career forced fumble; also had three solo tackles ... collected six tackles and one pass defended in Wild Card game @ Car (1/3/15).

COLLEGE:

Started 43 of 49 games at Washington State, ranking fifth in the nation while leading all defenders in the Pac-12 with 384 total tackles, good for fourth in school history ... 384 tackles were also the most ever by a Cougar DB, and his 268 solo tackles were the most among players in the NCAA Football Bowl Division ... finished third in school history with 15 career INTs, which also tied the most for any active major college player ... added a sack, 13.5 tackles for loss, 14 pass defended and a blocked punt, in addition to causing seven fumbles and three fumble recoveries during his time with the Cougars ... as a senior in 2013, earned first-team All-American honors and was a semifinalist for the Jim Thorpe Award as the nation's top defensive back after recording a team-high 114 tackles (78 solo), six INTs, 4.5 tackles for loss, three forced fumbles and

two fumble recoveries as a senior ... marked third time in his career (freshman, junior) that he led the team in tackles ... 114 total tackles ranked second in the league and his 78 solo stops led the Pac-12 and placed 11th nationally ... his six INTs led the conference and ranked ninth nationally ... an All-American honorable mention and All-Pac-12 Conference first-team choice by The NFL Draft Report as a junior in '12, he led the team with 106 tackles (65 solo), his first career sack, four INTs, a career-high eight passes defended, a forced fumble and six special teams tackles ... his 106 tackles were the most by a Cougar since (former Cardinals) LB James Darling posted 106 stops in 1996, as he averaged 8.8 tackles per game ... produced at least 10 tackles in seven of his 11 starting assignments ... started 11 of 12 games played as a sophomore in '11, finishing second on the team with 80 tackles (58 solo), while adding three INTs, two tackles for loss, seven passes defended and a forced fumble ... also blocked a punt on special teams ... All-Pac-10 Conference Freshman team choice after starting eight of 12 games at strong safety in '10, including his final seven contests ... led all of the league's freshmen (15th overall) with a team-high 84 tackles (67 solo), including four tackles for loss, while adding two INTs, two forced fumbles and a fumble recovery.

PERSONAL:

First name pronounced 'day-OWN' ... attended Vanden (Fairfield, CA) High School, where he lettered in football as a junior and senior ... as a senior, started at both strong safety and wide receiver and for the second consecutive year earned Southern California Alateen Conference (SCAC) Defensive Player of the Year accolades in addition to being selected to the All-Solano County League and All-City first teams ... helped the Vikings reach the second round of the CIF Sac-Joaquin Section Division III playoffs, as they finished the 2009 season with a 10-2 record ... totaled 107 tackles, two INTs, eight passes defended, four sacks, two fumble recoveries and three forced fumbles on defense and he tallied 20 receptions for 264 yards on offense ... played his first full season of football as a junior in '08 ... lettered four times for the Vanden High golf team ... General Studies major.

BUCANNON CAREER STATS

Year	Team	GP/GS	Tackles			Sacks		Interceptions					FR	FF	STT
			Solo	Asst	Ttl	Sk	Yds	Int	Yds	Lg	TD	PD			
2014	Ariz	16/9	59	16	75	2.0	14.0	0	0	0	0	2	1	1	5
2015	Ariz	16/16	104	23	127	3.0	18.0	1	39	39t	1	4	2	3	3
2016	Ariz	13/13	70	30	100	0.0	0	0	0	0	0	4	1	0	2
Total		45/38	233	69	302	5.0	32	1	39	39t	1	10	4	4	10

Single Game Highs:

Total Tackles: 15, twice, last vs. Seattle, 10/23/16; **Solo Tackles:** 12, @ San Francisco, 10/6/16; **Sacks:** 1.0, five times, last vs. Green Bay, 12/27/15; **Interceptions:** 1, @ Philadelphia, 12/20/15; **Fumble Recoveries:** 1, four times, last @ Minnesota, 11/20/16; **Forced Fumbles:** 1, four times, last vs. Green Bay, 12/27/15; **TDs:** 1, 39-yard INT return @ Philadelphia, 12/20/15.

BUCANNON POSTSEASON STATS

Year	Team	GP/GS	Tackles			Sacks		Interceptions					FR	FF	STT
			Solo	Asst	Ttl	Sk	Yds	Int	Yds	Lg	TD	PD			
2014	Ariz	1/0	5	1	6	0.0	0	0	0	0	0	1	0	0	0
2015	Ariz	2/2	12	4	16	0.0	0	0	0	0	0	0	0	0	0
Total		3/2	17	5	22	0.0	0	0	0	0	0	1	0	0	0

Postseason Single Game Highs:

Total Tackles: 9, vs. Green Bay, 1/16/16; **Solo Tackles:** 7, vs. Green Bay, 1/16/16.

**MARQUIS BUNDY****COLLEGE:** New Mexico**HOW ACQUIRED:** FA-16**YEARS NFL/CARDINALS:** 1/1**HOMETOWN:** Anthem, AZ**DOB:** August 5, 1994**18 // WIDE RECEIVER // 6-4 // 215****PRO CAREER:**

Originally signed with Cardinals as a rookie free agent on 6/2/16. Released on 9/3/16 and re-signed to practice squad on 9/13/16. Elevated to active roster on 11/25/16.

2016: Spent last six games of the season on active roster, but did not play ... after being released on 9/3, signed to Cardinals practice squad on 9/13 ... elevated to active roster on 11/25 ... inactive first three games on the roster ... active but DNP vs. NO (12/18) ... inactive the last two games.

COLLEGE:

Played in 50 games in four years at New Mexico State, totaling 31 receptions for 395 yards and two TDs ... had seven receptions for 110 yards in 13 games as a senior in 2015 ... caught career-long 46-yard reception in win at Boise State ... played in all 12 games as a junior and finished the season with five catches for

24 yards ... set career highs as a sophomore in 2013, recording 19 receptions for 261 yards and two TDs in 12 games ... tied for the team lead in both receptions and receiving TDs and had five multi-catch games ... appeared in all 13 games as a freshman in 2012 ... had one carry for six yards and was a top contributor on special teams, recovering two fumbles.

PERSONAL:

Earned first-team Division I, Section 3 honors as a senior at Boulder Creek (Anthem, AZ) High School ... was also an honorable mention All-State choice by The Arizona Republic ... caught 33 passes for 398 yards and four TDs and had a 75-yard punt return for a TD and a 29-yard TD pass ... totaled 34 receptions for 401 yards as a junior ... attended Cesar Chavez (Laveen, AZ) High School as a freshman and sophomore ... father, Michael, played on the offensive line at the University of Arizona ... majored in Liberal Arts.

**CAP CAPI****COLLEGE:** Akron**HOW ACQUIRED:** FA-16**YEARS NFL/CARDINALS:** 1/1**HOMETOWN:** Ocoee, FL**DOB:** July 11, 1992**42 // LINEBACKER // 6-3 // 249****PRO CAREER:**

Signed with Jacksonville Jaguars as a rookie free agent on 5/11/15. Released on 9/4/15. Signed to Baltimore Ravens practice squad on 10/20/15 and was released on 11/10/15. Re-signed to Ravens practice squad on 12/21/15 and signed future contract on 1/5/16. Released on 5/13/16. Signed with Atlanta Falcons on 6/7/16. Released on 9/2/16 and re-signed to Falcons practice squad on 9/4/16. Released on 9/20/16. Signed to Cardinals practice squad on 10/3/16, where he remained the rest of the season. Signed future contract with Cardinals on 1/3/17.

COLLEGE:

Played in 24 games over two seasons at Akron after transferring from Colorado State ... totaled 70 tackles, seven sacks, 15 tackles for loss, two forced fumbles and three passes defended ... had career-best numbers as a senior in 2014, recording 39 tackles, five sacks and 10.5 tackles for loss in 12 games ... collected 31 tackles, two sacks and 4.5 tackles for loss in 12 games as a junior in 2013 ... sat out 2012 season as a transfer ... saw action in

16 games in two seasons at Colorado State, finishing with 37 tackles, 12.5 tackles for loss, 10 sacks and seven forced fumbles ... played in 12 games as a sophomore in 2011, earning first-team All-Mountain West honors after leading the conference with 10 sacks and seven forced fumbles while adding 34 tackles and 11.5 tackles for loss ... set NCAA single-game record with four forced fumbles in season opener at New Mexico ... appeared in four games as a true freshman in 2010.

PERSONAL:

Full name is Nordly Capi ... attended Ocoee (FL) High School where he was a two-year starter and played defensive end, linebacker and tight end ... logged 24 career sacks and had two fumble return TDs ... established single-season school record with 15 sacks as a senior, earning first-team all-district and all-county honors ... added 83 tackles, a forced fumble, a fumble recovery and a blocked punt ... also competed in track and field, basketball and water polo ... worked in the Broward County (FL) Sheriff's Office during the 2017 offseason as part of the NFLPA Externship program.



LARRY CLARK

COLLEGE: Colorado State-Pueblo

HOMETOWN: Venice, CA

DOB: May 8, 1993

HOW ACQUIRED: FA-17

◆ **ROOKIE** ◆

17 // WIDE RECEIVER // 6-3 // 208

COLLEGE CAREER:

Played his final season at Colorado State-Pueblo, where he secured 22 receptions for 248 yards and four TDs in five games as a senior in 2016 ... began his college career at San Diego State, where he appeared in 17 games during the 2013-14 campaigns, posting 20 receptions for 293 yards.

PERSONAL:

Attended Venice (CA) High School where he was a first-team all-league (2008-10), first-team all-city (2010) and second-team all-city (2009) honoree ... recorded 65 receptions for 1,000 yards and 12 TDs as a senior ... posted 37 catches for 703 yards and nine TDs as a junior ... majored in Social Science.



LUCAS CROWLEY

COLLEGE: North Carolina

HOMETOWN: Ponte Vedra, FL

DOB: September 7, 1994

HOW ACQUIRED: FA-17

◆ **ROOKIE** ◆

63 // CENTER // 6-3 // 290

COLLEGE CAREER:

Played in 41 career games, including every contest in each of the last two seasons ... three-year starter and teammate of Cardinals RB T.J. Logan and LBs Kareem Martin and Mikey Lucas ... earned All-ACC honors in his final two seasons (2015-16) ... helped the Tar Heels to an 11-3 mark in 2015, the program's first double-digit winning season since 1997 ... in 2016, started all 13 games, was a second-team All-ACC selection and a three-time ACC Offensive Lineman of the Week ... in 2015, named to the All-ACC third team ... saw action on

764 snaps in the regular season, including a season-high 78 in the ACC Coastal Division clinching overtime win at Virginia Tech.

PERSONAL:

Rated the No. 5 center in the country by ESPN.com coming out of Nease High School (Ponte Vedra Beach, FL) ... considered the No. 12 center in the country and one of Florida's top 100 prospects by Rivals.com ... Ranked the No. 50 offensive guard in the nation by 247sports.com ... graduated with degree in Exercise and Sport Science.

CARDS AND CANCER TREATMENT CENTERS OF AMERICA® HOST "CARDINALS AGAINST CANCER" EVENT

The Arizona Cardinals Football Club and Cancer Treatment Centers of America® (CTCA) partnered to host a free skin cancer screening at the "Cardinals Against Cancer" event at University of Phoenix Stadium in May.

The Cardinals and CTCA® have partnered for the event to promote cancer awareness and early detection as well as to educate people about this deadly disease. Cardinals defensive tackle Frostee Rucker, wide receiver Brittan Golden, defensive tackle Josh Mauro, center Evan Boehm and team mascot Big Red appeared at the event.

Skin cancer is the most common form of cancer in the country, with more diagnoses than all other cancers combined. The best way to beat it is with prevention and early detection.



PRESENTED BY  Cancer Treatment Centers of America
Working together to fight against cancer every day.



KARLOS DANSBY

COLLEGE: Auburn

HOW ACQUIRED: UFA-17 (Bengals)

YEARS NFL/CARDINALS: 14/8

HOMETOWN: Birmingham, AL

DOB: November 3, 1981

56 // LINEBACKER // 6-4 // 250

NOTE CARDS

- The Cardinals second-round selection (33rd overall) in the 2004 NFL Draft, Dansby becomes the first player in franchise history to have three separate stints with the team after playing with Arizona from 2004-09, again in 2013 and then returning in 2017.
- In his seven seasons with the Cardinals thus far, has started 99 of 106 games played and totaled 758 tackles, 32.0 sacks, 14 INTs (four returned for TDs), 13 forced fumbles and 10 fumble recoveries. In six career playoff games with Arizona, he added 51 tackles, an INT, five passes defended, one forced fumble and one fumble recovery.
- For his career, Dansby has appeared in 196 regular season games (179 starts) and totaled 1,405 tackles, 42 sacks, 19 INTs (including six returned for TDs), 83 passes defended, 11 fumble recoveries and 18 forced fumbles. Spent three seasons with Miami (2010-12), two with Cleveland (2014-15) and one with Cincinnati (2016).
- His four INT returns for TD with the Cardinals are tied for the third-most in franchise history, trailing only Hall of Famers Aeneas Williams (6) and Larry Wilson (5), and his six career INT returns for TDs ties him for the most in NFL history by a LB, joining Hall of Famers Bobby Bell and Derrick Brooks.
- In 2005, he became the first linebacker in Cardinals history to record two INT returns for TDs in a single season. After having two more INT return TDs in 2013, he became just the second Cardinal with two seasons with multiple INT return TDs (Aeneas Williams, 2 each in 1995 and 1997).
- With 19 career INTs, needs one more to become just the fifth player in NFL history with at least 40 career sacks and 20 career INTs. Other four are Seth Joyner (52 sacks/24 INTs), Ray Lewis (41.5/31), Wilber Marshall (45/23) and Brian Urlacher (41.5/22).
- Dansby is the only active NFL player with at least 40 career sacks and 15 career INTs.
- Ranks 11th in team history with 32 sacks, including a career-high eight sacks in 2006.
- Has produced nine career 100-tackle campaigns, including five as a member of the Cardinals.
- Has led his team in tackles seven times during his career, most recently leading the Bengals with 114 tackles in 2016.
- As a member of the Cardinals in 2008, put on a dominant display during his first career postseason, finishing the playoffs with a team-high 37 tackles, six tackles for loss, an INT and three passes defended in the Cards four postseason games.
- During the 2009 postseason, was pivotal part of one of the most exciting plays in franchise postseason history. In the Cards record-breaking 51-45 OT victory over Green Bay, Dansby recovered Aaron Rodgers fumble in OT and returned it 17 yards for the game-winning TD. Dansby played a role in all three Green Bay turnovers in the game, which led to 20 Arizona points.
- Named a Pro Bowl alternate in 2008 and was a second-team AP All-Pro in 2013.
- Earned NFC Defensive Player of the Week honors after he collected two INTs, four tackles and a forced fumble against Detroit in Week 10 of the 2007 season.

PRO CAREER:

The Cardinals second-round selection (33rd overall) in the 2004 NFL Draft, Dansby spent six seasons with Arizona before signing with the Dolphins as a free agent prior to the 2010 season. For two consecutive seasons (2008-09), Arizona designated Dansby a "non-exclusive" franchise player on 2/14/08 and 2/18/09. Signed with Miami Dolphins as an unrestricted free agent on 3/5/10 where he spent three seasons before being released on 3/13/13. Signed a one-year contract to return to the Cardinals on 5/10/13. Signed with Cleveland Browns as an unrestricted free agent on 3/12/14. Released on 3/16/16 and signed with Cincinnati Ben-

gals on 3/30/16. Returned to Cardinals for third time signing a one-year contract on 3/10/17.

2016: Played in all 16 games (seven starts) in his only season with the Bengals, leading the team with 114 tackles for his ninth career 100+ tackle season ... added one sack, six passes defended and one fumble recovery ... notched a team-high 11 tackles in his Cincinnati debut @ NYJ (9/11) ... led the team with 10 tackles, including two for loss @ Pit (9/18) ... recovered a Demaryius Thomas fumble vs. Den (9/25) ... registered team-best 11 tackles vs. Cle (10/23) ... posted season-best and team-high 12 tackles @ Cle (12/11); notched first sack of the season when he brought down Robert Griffin III ... recorded dou-



THIRD TIME'S THE CHARM

The Cardinals selected LB **Karlos Dansby** with the first pick of the second round (33rd overall) in 2004 and the Auburn alum spent six seasons in Arizona before signing with Miami as a free agent prior to the 2010 season.

Dansby returned to the Cardinals in 2013 and had one of the best seasons of his career with 135 tackles, 6.5 sacks and four INTs. Now, Dansby is back again in Arizona after spending time with Cleveland (2014-15) and Cincinnati (2016), signing a one-year contract on 3/10/17. He becomes the first player in franchise history to have three separate stints with the team.

His return also gives the Cardinals two members of their 2004 draft class on the roster, as Dansby joins WR Larry Fitzgerald, the team's first-round pick (third overall) in '04. Dansby and Fitzgerald are two of only four 2004 draft choices to be with the team that originally chose them.

Players drafted in 2004 currently with original team

Player	Team	Rnd (Overall)
WR Larry Fitzgerald	Arizona	1st (3rd overall)
QB Ben Roethlisberger	Pittsburgh	1st (11th overall)
LB Karlos Dansby	Arizona	2nd (33rd overall)
QB Matt Schaub	Atlanta	3rd (90th overall)



ble-digit tackles in each of the last two games with 10 @ Hou (12/24) and 11 vs. Bal (1/1/17).

2015: Started all 16 games for the sixth time in his career and led the Browns with 108 tackles and three INTs ... became first LB to lead Cleveland in INTs since Tom Cousineau in 1983 and his two INTs returned for TDs tied the single-season franchise record ... also had two forced fumbles and six passes defended ... recorded 10 tackles @ Bal (10/11) ... tied career high with two INTs vs. Den (10/18), returning the second one 35 yards for a TD in the fourth quarter that put the Browns ahead 20-16; marked his third career two-INT game and first since 2007 ... posted a season-high 11 tackles @ Cin (11/5) ... recorded a career-long 52-yard INT return for a TD vs. Bal (11/30); marked sixth career INT return for TD, tying Hall of Famers Bobby Bell and Derrick Brooks for the most in NFL history by a LB ... collected 10 tackles @ Sea (12/20).

2014: Started 12 games and had 93 tackles, three sacks, one INT and two passes defended in his first year with Cleveland ... finished second on the team in tackles and tackles for loss (10) ... helped Browns lead the NFL in opponent passer rating (74.1) ... intercepted a Ben Roethlisberger pass in season opener vs. Pit (9/7) ... sacked Drew Brees in the fourth quarter vs. NO (9/14) to force a punt and help set up

game-winning FG on ensuing possession ... recorded sacks in back-to-back games vs. Pit (10/12) and @ Jax (10/19) ... missed Games 11-14 due to a knee injury.

2013: Started all 16 games and led the team with a career-high 135 tackles and four INTs, including two returned for TDs ... had a career-best 21 passes defended and finished third on the team with 6.5 sacks, the second-highest total of his career (8.0, 2006) ... also had 10 tackles for loss, six QB hits, a forced fumble and a fumble recovery ... earned second-team AP All-Pro honors ... tied for the team lead with 10 tackles @ StL (9/8); recovered Jared Cook's fumble in the end zone for a touchdown after Tyrann Mathieu knocked the ball loose to prevent a Rams TD in the first quarter ... registered a team-high 10 unassisted tackles and tied for the team lead with two passes defended vs. Det (9/15) ... led the team with a season-high 12 solo tackles @ NO (9/22) ... tied a career high with two sacks and had an INT vs. Car (10/6); helped Cardinals total seven sacks in the game, the most by the team since recording eight sacks on 9/13/87 vs. Dallas; sacked Cam Newton twice in three plays in the first half; INT of Newton in the fourth quarter sealed the Cardinals 22-6 victory; marked his sixth career game with two sacks and first since 2007 season; was first career game with two sacks and an INT, and along with fellow

ONE INT FROM HISTORY



If LB **Karlos Dansby** records an INT in 2017, he will join an exclusive club of only four players in NFL history with 40+ career sacks and 20+ career INTs.

The 40-20 Club

Player (Years)	Sacks	INT
LB Seth Joyner (1986-98)	52.0	24
LB Ray Lewis (1996-2012)	41.5	31
LB Wilber Marshall (1984-95)	45.0	23
LB Brian Urlacher (2000-12)	41.5	22
LB Karlos Dansby (2004-)	42.0	19

Dansby is the only active NFL player with at least 40 sacks and 15 INTs.



NO ORDINARY LINEBACKER

Dansby's All-Time QBs Sacked List (includes postseason)

- 2.5 – Alex Smith
- 2.0 – Nick Foles, Damon Huard, Brad Johnson, Cam Newton, Billy Volek, Kurt Warner
- 1.0 – Kyle Boller, Blake Bortles, Drew Brees, Marc Bulger, Jason Campbell, Matt Cassel, Kellen Clemens, Jay Cutler, Jake Delhomme, Trent Dilfer, Trent Edwards, A.J. Feeley, Robert Griffin III, Rex Grossman, Colin Kaepernick, Kevin Kolb, J.P. Losman, Eli Manning, Jamie Martin, Steve McNair, Philip Rivers, Ben Roethlisberger, Mark Sanchez, LaDainian Tomlinson (RB), Michael Vick, Andrew Walter
- 0.5 – Ryan Fitzpatrick, David Garrard, Matt Hasselbeck

Total Sacks: 42.0

QBs Sacked: 36

Dansby's All-Time QBs Intercepted List (includes postseason)

- 2 – Matt Hasselbeck, Jon Kitna, Eli Manning, Peyton Manning, Ben Roethlisberger
- 1 – Kellen Clemens, Brett Favre, Rex Grossman, Shaun Hill, Andrew Luck, Mike McMahon, Cam Newton, Carson Palmer, Matt Schaub, Russell Wilson

Total INTs: 20 (19 regular season)

QBs Intercepted: 15

starting ILB Daryl Washington, they became the fourth and fifth players in franchise history to post 2+ sacks and one INT in a game; also had eight tackles, including one for loss, and one pass defended ... posted a team-high 11 tackles and had a sack of Colin Kaepernick in the first quarter @ SF (10/13); also forced a fumble by Kaepernick later in the game, had a team-best three passes defended, including a tip on Jeremiah Bell's second-quarter INT ... registered a team-leading 11 tackles, including two for loss vs. Atl (10/27) ... recorded his third career INT return for a TD when he picked off Andrew Luck in the second quarter and returned it 22 yards for a score vs. Ind (11/24); became the first LB in franchise history with three INT returns for TDs in their career; registered a team-high eight solo tackles ... tied his career high with two sacks of Nick Foles @ Phi (12/1); marked his seventh career multi-sack game; recorded nine tackles to reach 100 tackles for the third straight season ... picked off a Kellen Clemens pass and returned it 23 yards for a TD in the third quarter vs. StL (12/8); marked his fourth career INT return for a TD, trailing only Aeneas Williams (6) and Larry Wilson (5) for the most in franchise history; also had a sack of Clemens in the fourth quarter, and combined with his Week 5 performance against Carolina when he had two sacks and an INT, made him the first player in franchise history with a sack and INT in multiple games during a single season; tied for the team lead with seven tackles ... tied for the team lead with eight tackles and split a sack with John Abraham @ Ten (12/15); marked his 150th career game ... sealed the victory with a diving INT of a pass that deflected off Doug Baldwin with under two minutes remaining @ Sea (12/22); marked his team-leading and career-best fourth INT of the season; became just the fourth player with at least 6.0 sacks, four INTs and two INT return TDs in a season since sacks became an official stat in 1982; had a team-high seven solo tackles.

2012: Led the Dolphins with a career-high 133 tackles while starting all 16 games ... marked his second consecutive and sixth overall 100+ tackle season ... also notched nine passes defended and

one sack ... led the team in tackles seven times and had three double-digit tackle outings ... finished second on the team with nine tackles in the season opener @ Hou (9/9) ... had a team-leading eight tackles vs. Oak (9/16) ... recorded his only sack of the season, taking down Kevin Kolb for a nine-yard loss in the fourth quarter @ Ari (9/30) ... led the team with nine tackles vs. StL (10/14) ... posted 10 tackles vs. NE (12/2) ... led the team with 12 tackles @ SF (12/9) ... tied for the team lead with nine tackles vs. Buf (12/23) ... posted a season-high and team-leading 13 tackles in the season finale @ NE (12/30).

2011: Started all 16 games and finished third on the team with 103 tackles, his fifth career season with more than 100 tackles ... joined Jeremiah Bell (107) and Kevin Burnett (105) in giving the Dolphins three players with 100+ tackles in a season for the first time in franchise history ... added two sacks, an INT, a forced fumble and four passes defended ... posted four double-digit tackle games and led the team in tackles five times ... recorded five tackles and a forced fumble by Mike Tolbert @ SD (10/2) ... posted six tackles and sacked LaDainian Tomlinson on a halfback pass play vs. NYJ (10/17) ... led the team with a season-high 13 tackles vs. Den (10/23) ... ranked second on the team with 11 tackles @ KC (11/6) ... collected a team-high 10 tackles vs. Was (11/13); also recorded a sack of Rex Grossman in the first quarter and picked off a Grossman pass and returned it 14 yards to help set up a TD in the fourth quarter ... registered a team-high seven tackles vs. Oak (12/4) ... led the team with nine tackles vs. Phi (12/11) ... tied season high with a team-best 13 tackles @ NE (12/24).

2010: Played in 14 games (13 starts) in his first season with the Dolphins ... finished third on the team with 96 tackles and tied for third with three sacks ... also had four passes defended and two forced fumbles ... led the team in tackles six games ... started in his Dolphins debut @ Buf (9/12), tying for the team lead with eight tackles and sacking Trent Edwards for a nine-yard loss ... recorded nine tackles @ Min (9/19); stopped Adrian Peterson for



no gain on 4th-n-goal from the Dolphins one-yard line with just over two minutes remaining in the game to help seal a 14-10 Miami victory ... finished second on the team with eight tackles vs. NYJ (9/26) ... tied for the team lead with nine tackles vs. Pit (10/24) ... posted a team-high 10 tackles @ Bal (11/7) ... tied for the team lead with eight tackles vs. Ten (11/14); also forced a fumble by TE Bo Scaife on the Titans opening possession that was recovered by Chris Clemons and led to a Dolphins TD ... collected a team-leading 10 tackles and added a sack of Jay Cutler vs. Chi (11/18) ... led the way with nine tackles @ NYJ (12/12); also sacked Mark Sanchez and forced a fumble ... inactive (toe) vs. Det (12/26) ... placed on injured reserve (toe) on 12/31.

2009: Started all 18 games played in 2009, marking the second straight year he started each regular season and postseason game ... for the second consecutive year was named team captain prior to the season opener and for the third straight year led the Cardinals with 113 tackles during the regular season ... in 75th career game, eclipsed 400 career tackles and tied for the team lead with seven tackles vs. SF (9/13); helped limit the 49ers to 21 yards rushing on 25 carries ... led LBs with six tackles and forced a fumble on a third down sack of David Garrard @ Jax (9/20); marked 25th career sack ... tied for the team lead with 10 tackles vs. Ind (9/27) ... part of defense that held the Texans to 45 yards rushing on 21 attempts and prevented Houston from scoring from the one-yard line on three consecutive plays with under one minute to play vs. Hou (10/11) ... totaled a team-high 10 tackles @ NYG (10/25); part of a defense that held New York to 40 yards below their season average in rushing yards per game; marked the 12th consecutive game (including play-offs) that the Cards defense did not allow a 100-yard rusher ... registered a team-high 10 tackles with two tackles for loss vs. Car (11/1) ... led the Cardinals with nine tackles and a half-sack vs. Sea (11/15) ... registered fourth 10-tackle game of the season (23rd of career) to lead the Cardinals @ StL (11/22) ... despite leaving the game early in the fourth quarter with a shoulder injury, finished second on the team with eight tackles @ Ten (11/29) ... after being limited in practice with a shoulder injury, totaled a team-high nine tackles with an INT vs. Min (12/6); picked off Brett Favre at the AZ 30-yard line in the third quarter, his first INT of the season; eclipsed 600 career tackles ... tied for the team lead with eight tackles @ SF (12/14); surpassed 100 tackles for the third season in a row ... recorded a team-high six solo tackles vs. StL (12/27); marked the eighth game he led or tied for the team lead in tackles ... only played in the first two series of the regular season finale vs. GB (1/3/10) ... played a part in all three of the Packers turnovers, including a 17-yard game-winning fumble return for a TD in OT of the Wild Card game vs. GB (1/10/10); deflected a pass into the hands of Dominique Rodgers-Cromartie that led to a Cards TD and 7-0 lead; on the next possession forced a fumble by Donald Driver at the GB 22-yard line to set up another TD and put Arizona up 14-0 ... tied postseason career-high with team-leading 10 tackles @ NO (1/16/10); finished tied for second on the team with 14 postseason tackles.

2008: Started all 20 games played in 2008, marking the first time in his career he played in all 16 regular season games ... named defensive team captain prior to season opener and for the second straight year led the team with a then career-high 128 tackles during the regular season ... also recorded a team-high 37 tackles and six tackles for loss during the postseason ... collected seven solo tackles and a fumble recovery in the season opener @ SF (9/7); recovered a fumble by 49ers FB Zak Keasey in the first quarter ... forced and recovered a fumble during second-quarter sack of QB Jake Delhomme while also recording nine tackles and a QB hit vs. Car (10/26); recovered a fumble at the Panthers five-yard-line leading to an Arizona TD on the next play to go up 10-0 ... led the team with 10 tackles, two QB hits and returned an INT 34 yards to the 49ers five-yard-line vs. SF (11/10), setting up an offensive TD two plays later to put Arizona up 29-24 with just over four minutes to play ... for the second time in three weeks registered 10 tackles as well as a tackle for loss vs. NYG (11/23) ... finished second on the team with a season-high 11 tackles, a tackle for loss and recovered a fumble at the AZ 22 yard-line vs. StL (12/7); eclipsed 100 tackles on the season ... started first career playoff game and led the team with three tackles for loss while leading the LBs with 10 tackles vs. Atl (1/3/09); part of a defense that held the Falcons, the second best rushing team in the NFL during the regular season with 152.7 yards per game average, to just 60 yards on 24 carries (2.5 avg.) ... registered a team-high 10 tackles as well as a tackle for loss @ Car (1/10/09) ... registered his first career postseason INT and led team with eight tackles in Super Bowl XLIII vs. Pit (2/1/09).

2007: Started all 14 games played and led the team with 117 tackles, his second season with 100+ tackles ... led the team with 12 total tackles, a half-sack and one forced fumble in the season opener @ SF (9/10) ... registered a career-high tying two sacks, including a fourth quarter third down sack of Kyle Boller that forced a punt with 5:40 to play @ Bal (9/23); resulted in an Arizona drive to set up a Neil Rackers 41-yard FG that tied the game with 1:58 left ... led the Cardinals with a career-high 17 total tackles and 13 unassisted tackles, and recorded 300th career tackle @ StL (10/7) ... in 50th career game, tallied one solo tackle before leaving in the first quarter due to a knee injury vs. Car (10/14) ... in his first game back from the knee injury, turned in an outstanding performance with two INTs, a forced fumble, a pass defended, four tackles, a QB pressure and a tackle for loss vs. Det (11/11); named NFC Defensive Player of the Week; marked the second multi-INT outing of his career; helped hold Lions to -18 rushing yards, the lowest rushing total for team in the modern era ... registered an INT @ Cin (11/18) to mark the first time in his career he recorded an INT in consecutive games ... led the team with 13 tackles and a forced fumble @ Sea (12/9) ... registered his fifth double-digit tackle game of the season and third in four games with 10 tackles and a forced fumble that would result in a Cardinals offensive TD @ NO (12/16); also eclipsed 100 tackles for second time in career.



TO THE HOUSE

During LB **Karlos Dansby's** last season with the Cardinals in 2013, he returned two INTs for TDs. That gave him four career INT return TDs, tied for the third-most in franchise history and the most by a linebacker.

Player (Years)	INT TDs
CB Aeneas Williams (1991-2000)	6
S Larry Wilson (1960-72)	5
LB Karlos Dansby (2004-09, '13, '17-)	4
CB Dominique Rodgers-Cromartie (2008-10)	4
DB Antrel Rolle (2005-09)	4

After recording two more INT return TDs in 2015 with the Browns, Dansby has six for his career, tied with HOFers Bobby Bell and Derrick Brooks for the most in NFL history by a LB.



2006: After battling numerous injuries which caused him to miss training camp, returned to action @ Sea (9/17) and collected two tackles and a pass defended ... had his best game since returning from injury, tying Cardinals season-highs with nine solo tackles, two sacks of Damon Huard and a forced fumble vs. KC (10/8) ... had two tackles, a sack of Andrew Walter and a fumble recovery before leaving the game in the second quarter with a hip flexor @ Oak (10/22) ... inactive (hip) @ GB (10/29) ... returned to action with 12 tackles while also adding a pass defended vs. Dal (11/12); eclipsed the 200-career tackle mark ... for the second time in 2006, piled up 10 tackles and added two sacks in a game, this time bringing down Brad Johnson @ Min (11/26) ... led the team with 12 tackles in a standout performance vs. Sea (12/10); had a pass defended, a tackle for a loss and forced a FB Mack Strong fumble in the third quarter that led to the Cardinals retaking a lead they would never relinquish on a Larry Fitzgerald TD catch ... shared the team lead in tackles with eight while also adding an Alex Smith sack and a forced fumble @ SF (12/24) ... recorded eight tackles, a tackle for loss and earned his third multi-sack game of the season @ SD (12/31), bringing down Philip Rivers twice.

2005: Had a career day in the season opener @ NYG (9/11) recording two INTs, including one that was returned 18 yards for a TD; sacked Eli Manning and also recorded three solo tackles ... recorded his second sack in as many games taking down Marc Bulger for a nine yard loss in the fourth quarter vs. StL (9/18) ... posted 10 tackles for the second time in three weeks vs. Car (10/9); also recorded a pass defended and a forced fumble that was recovered by DT Ross Kolodziej ... had a big day vs. Ten (10/23), recording 11 tackles and a sack of Billy Volek; forced and recovered a Volek fumble in the process ... inactive (groin) @ StL (11/20) ... returned to start vs. Jax (11/27) and recorded nine tackles ... intercepted Mike McMahon and returned it 11 yards for a TD, his second of the season; added five tackles and a pass defense vs. Phi (12/24); his two INT returns for TDs established a franchise single-season record for a LB ... recorded a team-high 10 tackles @ Ind (1/1) to finish the season with 103 tackles, the first 100-tackle season of his career.

2004: Made an immediate impact on the Cardinals defense after being selected in the second-round of the 2004 NFL Draft ... named to Pro Football Weekly's 2004 All-Rookie team ... started 12 games while collecting 68 tackles, the most of any rookie on the team ... recorded three fumble recoveries, one shy of the team rookie record for fumble recoveries set by Tom Wham with the Chicago Cardinals in 1949 ... recorded the first start and sack of his career @ Atl (9/26) when he took down Michael Vick early in the third quarter to force the Falcons into a 3rd-n-14 situation; also recovered a Vick fumble in the red zone ... recorded four tackles and a fumble recovery @ SF (10/10) ... intercepted a Matt Hasselbeck pass by out-leaping TE Jerramy Stevens in the second quarter to set up Neil Rackers second 55-yard field goal of the game vs. Sea (10/24) ... recovered his third fumble of the season @ Mia (11/7) when DE Bertrand Berry sacked Jay Fiedler forcing a fumble; sacked A.J. Feeley for his second sack of the season ... inactive @ Car (11/21) due to a neck and shoulder injury sustained against the Giants the previous week.

COLLEGE:

Butkus Award semifinalist was regarded as one of the premier defenders in college football ... began career at strong safety, shifting to outside linebacker as a sophomore ... in 36 games for the Tigers, recorded 218 tackles (128 solos) with 10 sacks for minus 70 yards, 31 tackles for loss, seven forced fumbles, two fumble recoveries, 15 passes defended, and eight INTs ... All-America first-team selection by the American Football Coaches Association, the 23rd Auburn player to earn that honor ... unanimous all-Southeastern Conference first-team pick.

PERSONAL:

All-State linebacker and wide receiver at Woodlawn (Birmingham, AL) High School ... caught 51 passes for 857 yards and five TDs on offense, 81 tackles, six sacks, three INTs, and two fumble recoveries on defense as a senior ... also played basketball, earning All-State honors as a junior ... Sociology major ... cousin of former Notre Dame defensive lineman Melvin Dansby ... launched a men's grooming product line, Montez-Renault, which was honored in 2015 by Men's Health Magazine.



DANSBY CAREER STATS

Year	Team	GP/GS	Tackles			Sacks		Interceptions					FR	FF	STT
			Solo	Asst	Ttl	Sk	Yds	Int	Yds	Lg	TD	PD			
2004	Ariz	15/12	55	13	68	5.0	26	1	2	2	0	5	3	1	10
2005	Ariz	15/15	81	22	103	4.0	32	3	31	18t	2	4	2	2	3
2006	Ariz	14/10	75	19	94	8.0	47	0	0	0	0	5	1	2	0
2007	Ariz	14/14	85	32	117	3.5	27	3	55	28	0	8	0	4	1
2008	Ariz	16/16	100	28	128	4.0	39	2	47	34	0	5	3	2	0
2009	Ariz	16/16	90	23	113	1.0	4	1	11	11	0	4	0	1	0
2010	Mia	14/13	79	17	96	3.0	20	0	0	0	0	4	0	2	0
2011	Mia	16/16	88	15	103	2.0	13	1	14	14	0	4	0	1	0
2012	Mia	16/16	100	33	133	1.0	9	0	0	0	0	9	0	0	0
2013	Ariz	16/16	119	16	135	6.5	49	4	48	23t	2	21	1	1	0
2014	Cle	12/12	47	46	93	3.0	14	1	0	0	0	2	0	0	0
2015	Cle	16/16	62	46	108	0.0	0	3	93	52t	2	6	0	2	0
2016	Cin	16/7	69	45	114	1.0	0	0	0	0	0	6	1	0	0
Total		196/179	1,050	355	1,405	42.0	280	19	301	52t	6	83	11	18	14

Single Game Highs:

Total Tackles: 17, @ St. Louis, 10/7/07; **Solo Tackles:** 13, @ St. Louis, 10/7/07; **Sacks:** 2.0, seven times, last @ Philadelphia, 12/1/13; **Interceptions:** 2, three times, last vs. Denver, 10/18/15; **Fumble Recoveries:** 1, 11 times, last vs. Denver, 9/25/16; **Forced Fumbles:** 1, 18 times, last vs. Pittsburgh, 1/3/16; **TDs:** 6, 18-yard INT return @ NY Giants, 9/11/05; 11-yard INT return vs. Philadelphia, 12/24/05; 22-yard INT return vs. Indianapolis, 11/24/13; 23-yard INT return vs. St. Louis, 12/8/13; 35-yard INT return vs. Denver, 10/18/15; 52-yard INT return vs. Baltimore, 11/30/15.

DANSBY POSTSEASON STATS

Year	Team	GP/GS	Tackles			Sacks		Interceptions					FR	FF	STT
			Solo	Asst	Ttl	Sk	Yds	Int	Yds	Lg	TD	PD			
2008	Ariz	4/4	28	9	37	0.0	0	1	-1	-1	0	3	0	0	0
2009	Ariz	2/2	12	2	14	0.0	0	0	0	0	0	2	1	1	0
Total		6/6	40	11	51	0.0	0	1	-1	-1	0	5	1	1	0

Postseason Single Game Highs:

Tackles: 10, three times, last @ New Orleans, 1/16/10; **Solo Tackles:** 8, three times, last @ New Orleans, 1/16/10; **Interceptions:** 1, vs. Pittsburgh, 2/1/09; **Forced Fumbles:** 1, vs. Green Bay, 1/10/10; **Fumble Recoveries:** 1, vs. Green Bay, 1/10/10; **TDs:** 1, 17-yard fumble return vs. Green Bay, 1/10/10.

CARDINALS SPECIALTY LICENSE PLATE RAISES MORE THAN \$1 MILLION FOR CARDINALS CHARITIES IN 2016

The Cardinals Charities received more than a million dollars from the sale of the team's specialty license plates in 2016, according to the Arizona Department of Transportation (ADOT).

The Cardinals plate generated the most charitable proceeds of any professional or amateur sports team in the state with \$1,196,477, and in all, 70,381 Arizona Cardinals plates were issued in the 2016 calendar year, according to ADOT.

"Seeing so many vehicles on the road displaying their Cardinals plates is fantastic, and the display of support is incredibly gratifying," said Cardinals President Michael Bidwill. "But even more meaningful is knowing the type of impact that the project is having on Cardinals Charities and, in turn, so many worthy causes throughout the state. We appreciate the opportunity that ADOT has provided and are especially grateful to all of those fans who have stepped up to participate."

Founded in 1990, Cardinals Charities' mission is to support programs designed to improve the quality of life and enhance opportunities for children, women and minorities in Arizona.

Drivers who opt for the specialty plates pay \$25 a year with \$17 going to a designated charity or non-profit group. There were a total of 712,071 specialty plates on Arizona vehicles in 2016 and the program raised more than \$9.4 million for charitable and non-profit entities throughout the state. A black plate featuring a Cardinals birdhead logo, the Cardinals specialty plate was introduced in January of 2010.

Specialty license plates can be purchased online at www.ServiceArizona.com.





PHIL DAWSON

COLLEGE: Texas

HOW ACQUIRED: UFA-17 (49ers)

YEARS NFL/CARDINALS: 19/1

HOMETOWN: Dallas, TX

DOB: January 23, 1975

4 // KICKER // 5-11 // 200

PRO BOWL SELECTION: 2012

NOTE CARDS

- Entering his 19th year in the NFL, Dawson signed a two-year contract with the Cardinals on 3/10/17 after spending 14 years with Cleveland (1999-2012) and the last four seasons with San Francisco (2013-16).
- Has played in 279 career games, making 404-of-478 FGAs (84.5 percent) and 480-of-490 PATs (98.0 percent) for a total of 1,698 points.
- Topped 100 points in a season eight times in his career, setting a career high with 140 points in 2013 with San Francisco. Is the only player in Browns franchise history with six 100-point seasons.
- Currently ranks 10th all-time in FGs made in NFL history and third among active players (Adam Vinatieri, 530; Sebastian Janikowski, 414). Also trails only Vinatieri (2,378) and Janikowski (1,799) for most points scored among all active players, and ranks 15th overall in NFL history.
- FG percentage of 84.5% ranks first in league history among kickers with 400 or more made FGs. Ranks as the Browns franchise leader in FG percentage at 84.0% (305-of-363).
- Has made 38 career FGs of 50+ yards, which ranks sixth in NFL history. Made 14 FGs from 50+ in four years with San Francisco, the most in 49ers franchise history.
- Set Cleveland's all-time franchise record with 305 made FGs and ranks second in Browns history with 1,265 points (Lou Groza, 1,349). Also holds Browns single-season franchise record for made FGs with 30 in 2008.
- Holds both Browns and 49ers franchise records for consecutive FGs made – 29 straight with Browns (Week 13, 2011-Week 13, 2012) and 27 straight with 49ers (Week 5-17, 2013).
- Converted 99-of-115 field goals (86.1%) over the last four seasons with the 49ers, including 18-of-21 field goal attempts (85.7%) in 2016.
- According to the Elias Sports Bureau, Dawson joins Olindo Mare (Mia/Sea) and Neil Rackers (Ari/Hou) as the only kickers who currently hold the record for most consecutive made FGs for two different franchises.
- Currently the second oldest player in the NFL (Vinatieri-12/28/72).
- Selected to the Pro Bowl in 2012 and has won four career Special Teams Player of the Week awards – following Week 3, 2001 and Week 15, 2005 with Browns; following Week 14, 2013 and Week 5, 2014 with 49ers.
- His 51-yard game-tying FG at Baltimore on 11/18/07 led to the creation of the “Phil Dawson Rule.” On the final play of regulation, Dawson’s kick bounced off the left upright and then the rear stanchion behind the crossbar. The attempt was originally ruled no good, but the officials reversed the call following discussion even though the play was not technically reviewable. The rule changed the next year to allow kicks that hit the uprights or crossbar to be reviewable and was dubbed the “Phil Dawson Rule.”

PRO CAREER:

Originally signed by the Oakland Raiders as an undrafted rookie free agent on 4/24/98. Released on 8/18/98 and claimed off waivers by New England Patriots on 8/21/98. Released on 8/30/98 and added to Patriots practice squad on 8/31/98, where he remained the entire season. Signed with Cleveland Browns on 3/26/99. Re-signed on 3/30/01 and 4/26/02. Signed a five-year contract with Cleveland as a restricted free agent on 7/15/05. Designated Browns franchise player in 2011 and 2012, signing one-year contracts on 7/30/11 and 3/19/12. Signed with San Francisco 49ers as an unrestricted free agent on 3/19/13. Re-signed with 49ers to two-year contract on 3/11/14 and then a one-year contract on 3/14/16.

Signed a two-year contract with Cardinals an unrestricted free agent on 3/10/17.

2016: Converted 18-of-21 FGAs and 33-of-34 PATs in his final season with the 49ers ... served as the 49ers only season-long team captain, marking the seventh time in his career he was a captain (2007-10, 2012, 2015-16) ... made all three FGAs @ Buf (10/16) ... hit all three FGAs, all from 45+ yards, and both PATs vs. NO (11/6) ... successful on both FGAs and two PATs @ Ari (11/13), moving him past Roger Craig (396 points) for 10th on the 49ers all-time scoring list; hit a season-long 53-yard FG in the third quarter for his 14th FG of 50 or more yards with San Francisco, extending his own franchise record ... with 33-yard FG in the first quarter vs. NE (11/20), became the 10th kicker in NFL history with



400 career made FGs; also became the 10th player in 49ers history to score 400 or more points.

2015: Successful on 24-of-27 FGAs and 20-of-21 PATs during the first season of NFL's 33-yard PAT rule ... named 49ers Bill Walsh Award winner, an award voted on by coaches and given to the team's MVP to honor outstanding individual performance ... after having his first FGA of the season blocked, made 19 straight from Weeks 1-14 to record the second-longest streak in franchise history (trailing only his 27 straight in 2013) ... made 53-yard FG vs. Bal (10/18), giving him the most FGs of 50+ yards in franchise history with 11; hit all four FGAs in the game ... tied season high with four FGs in season finale vs. StL (1/3/16), including a 23-yard game-winner in OT; with 13 points scored, became the 16th player in NFL history to reach 1,600 career points.

2014: Made 25-of-31 FGAs and all 33 PATs ... scored 108 points, his eighth career and third consecutive 100-point season ... hit all four FGAs in 26-21 victory @ Phi (9/28) ... converted all five FGAs, including a season-long 55-yarder and a 52-yarder vs. KC (10/5); marked his fifth career game with five or more made FGs and the fourth time he made multiple FGs from 50+ in the same game; named NFC Special Teams Player of the Week, his fourth career Player of the Week award ... connected on both FGAs and all three PATs @ NO (11/9); hit 35-yard game-winner in OT ... made all three FGAs in 16-10 win @ NYG (11/16).

2013: In his first season with the 49ers, set career highs with 140 points, 32 made FGs on 36 attempts and 44 PATs ... tied for sixth in the NFL with 140 points, reaching the 100-point milestone for the seventh time ... his 32 FGs and 140 points both ranked second in 49ers franchise history ... set franchise record with 27 consecutive made FGs from Weeks 5-17 ... won his third career Player of the Week honor when he was named NFC Special Teams Player of the Week after making all four FGAs and one PAT vs. Sea (12/8); made 22-yard FG with 26 seconds left to give the 49ers a 19-17 victory ... tied season high with four FGs @ TB (12/15) ... made two FGs both with under two minutes remaining in regular season finale @ Ari (12/29), connecting from 56 yards with 1:45 left to give San Francisco a 20-17 lead, and after the Cardinals tied the score at 20, made a 40-yarder as time expired to secure a 23-20 win ... hit all three FGAs in Wild Card game @ GB (1/5/14), including a 33-yard game-winner as time expired ... successful on all three FGAs in Divisional Playoff @ Car (1/12/14); made 49-yard FG on opening drive to set new 49ers postseason record for longest FG ... made only FGA and both PATs in NFC Championship Game @ Sea (1/19/14).

2012: Earned first career Pro Bowl selection after making 29-of-31 FGs and all 29 PATs for a total of 116 points, his sixth career 100-point season ... tied career high set the previous season with seven FGs of 50+ yards ... led the AFC and ranked second in the NFL with seven 50+-yard FGs and a 93.5 FG percentage ... became the first Browns kicker ever selected to the Pro Bowl (Lou Groza was selected as a tackle) ... made 23 straight FGAs to open the season and set new career high and Browns franchise record with 29 consecutive made FGs from Week 13 of 2011 season through Week 13 of 2012 ... made all three FGAs, all

AMONG THE ALL-TIME LEADERS

K Phil Dawson enters the 2017 season with 404 career made FGs, the 10th-highest total in NFL history.

NFL's All-Time FGs Made Leaders (Career)

Rnk	Player	FGs	FGs to Pass
1	Morten Andersen#	565	162
2	Gary Anderson	538	135
3	Adam Vinatieri*	530	127
4	Jason Hanson	495	92
5	John Carney	478	75
6	Matt Stover	471	68
7	John Kasay	461	58
8	Jason Elam	436	33
9	Sebastian Janikowski*	414	11
10	Phil Dawson*	404	-
11	David Akers	386	-

#Hall of Fame Inductee *Active Player

Dawson also has scored 1,698 career points, which ranks 15th in NFL history. With 100 points this season, he would move into 11th on the NFL's all-time list.

NFL's All-Time Scoring Leaders (Career)

Rnk	Player	Points	Pts to Pass
1	Morten Andersen#	2,544	847
2	Gary Anderson	2,434	737
3	Adam Vinatieri*	2,378	681
4	Jason Hanson	2,150	453
5	John Carney	2,062	365
6	Matt Stover	2,004	307
7	George Blanda	2,002	305
8	Jason Elam	1,983	286
9	John Kasay	1,970	273
10	Sebastian Janikowski*	1,799	102
11	Norm Johnson	1,736	39
12	David Akers	1,721	24
13	Nick Lowery	1,711	14
14	Jan Stenerud#	1,699	2
15	Phil Dawson*	1,698	-
16	Ryan Longwell	1,687	-

#Hall of Fame Inductee *Active Player

from 50+ yards, @ Bal (9/27); marked first time in his career he made three FGs of 50 or more yards in a game and became just the seventh kicker in NFL history to accomplish the feat ... posted season-high five FGs vs. Bal (11/4), accounting for all 15 of Cleveland's points in the game; marked his fourth career game with five or more FGs made ... reached 29 straight made FGs @ Oak (12/2) before having his third FGA of the game blocked ... made season-long 53-yard FG @ Den (12/23).

2011: Successful on 24-of-29 FGAs and all 20 PATs ... hit a career-high seven FGs of 50+ yards, tying David Akers and Sebastian Janikowski for the most in the NFL that season ... led the Browns to a 6-3 win vs. Sea (10/23) when he made FGs of 52 and 53 yards to account for all of the team's points; marked first time in his career he made two FGs of 50+ yards in the same game ... had season-high four FGs vs. StL (11/13) ... made all three FGAs in season finale vs. Pit (1/1/12).



FOR THE WIN

K Phil Dawson has 17 game-winning FGs on his resume, including five in OT and one in the postseason (2013 Wild Card SF @ GB).

Dawson's Career Game Winning Field Goals

23 yards vs. St. Louis, 1/3/16 (SF)
 35 yards @ New Orleans, 11/9/14 (OT) (SF)
 33 yards @ Green Bay, 1/5/14-Wild Card Game (SF)
 40 yards @ Arizona, 12/29/13 (SF)
 22 yards vs. Seattle, 12/8/13 (SF)
 23 yards @ Miami, 12/5/10 (Cle)
 41 yards, vs. Carolina, 11/28/10 (Cle)
 56 yards @ Buffalo, 11/17/08 (Cle)
 33 yards @ Baltimore, 11/18/07 (OT) (Cle)
 25 yards vs. Seattle, 11/4/07 (OT) (Cle)
 33 yards vs. Kansas City, 12/3/06 (OT) (Cle)
 37 yards @ Oakland, 12/18/05 (Cle)
 35 yards @ NY Jets, 10/27/02 (Cle)
 33 yards @ Tennessee, 9/22/02 (OT) (Cle)
 44 yards @ Tennessee, 12/30/01 (Cle)
 19 yards vs. Pittsburgh, 9/17/00 (Cle)
 39 yards @ Pittsburgh, 11/14/99. (Cle)

2010: Converted 23-of-28 FGAs and all 28 PATs to lead the team with 97 points ... set Browns all-time record for made FGs with his 235th career FG, a 39-yarder @ Pit (10/17), breaking record previously held by Lou Groza (234) ... made all three FGAs and all three PATs @ NO (10/24), becoming the third Browns player in team history to surpass 1,000 career points ... hit fourth-quarter game-winning FGs in back-to-back contests: a 41-yard FG with 2:42 left vs. Car (11/28) to give the Browns a 24-23 victory and then a 23-yarder as time expired in regulation for a 13-10 win @ Mia (12/5).

2009: Made 17-of-19 FGAs in 11 games ... converted all four FGAs in first two games before missing Games 3-7 due to a right calf injury ... hit 44-yard FG @ Det (11/22) on game-opening drive for the 217th FG of his career, moving past Don Cockroft for the second-most FGs in Browns history; also had 10-yard pass completion to WR Mike Furrey on a fake FG, marking first pass attempt of his career ... made three FGs each in final two games of the season: vs. Oak (12/27) and vs. Jax (1/3/10).

2008: Posted a Browns single-season franchise-record 30 made FGs on 36 attempts and made all 18 PATs to total 108 points, his fifth career 100-point season ... became first player in team history to convert a FG of 50+ yards in

three straight games, making a 54-yard FG vs. Bal (11/2), 52-yarder vs. Den (11/6) and a career-long 56-yarder @ Buf (11/17) ... 56-yard FG against the Bills came with 1:39 remaining and gave the Browns a 29-27 victory; marked his 10th career game-winning FG; made all five FGAs and both PATs in the game for a season-high 17 points ... made a 27-yard FG @ Phi (12/15) for his 30th FG of the season to break Matt Stover's single-season Browns record.

2007: After being voted a special teams captain for the first time, set a then career high with 120 points, which tied for second in team history ... became the first player in franchise history with four seasons of 100+ points ... made 26-of-30 FGs and a then career-best 42 PATs ... successful on all three FGAs and a career-high six PATs vs. Cin (9/16) ... hit two OT game-winners in a span of three weeks: a 25-yarder vs. Sea (11/4) and a 33-yarder @ Bal (11/18) ; had a season-high four FGs against Ravens, including game-tying 51-yarder to force OT as time expired and then the OT winner ... moved into third place in franchise history in scoring with nine points vs. Hou (11/25), giving him 760 career points and surpassing Hall of Fame RB Jim Brown (756).

2006: Made 21-of-29 FGs and all 25 PATs ... connected on all four FGAs @ Car (10/8) ... set a career high and a Browns single-game franchise record with six FGs @ SD (11/5) ... hit game-winning 33-yard FG in OT vs. KC (12/3) to give Cleveland a 31-28 victory, his second career OT game-winner ... made season-long 51-yard FG @ Bal (12/17).

2005: Totaled 100 points for the second straight season and third time in four years after making a then career-high 27 FGs on 29 attempts ... began the year making 15 consecutive FGAs over first eight games of the season ... surpassed 500 career points with a 22-yard FG @ Ind (9/25) ... played in his 100th career game vs. Ten (11/6) ... earned second career AFC Special Teams Player of the Week honor after making all three FGAs, including a 37-yard game-winner as time expired @ Oak (12/18); accounted for all nine points scored by the Browns in a 9-7 victory.

2004: Reached 100 points for the second time after making 24-of-29 FGAs and all 28 PATs ... scored all of the Browns points by making all four FGAs @ Dal (9/19) ... hit all three FGAs @ Pit (10/10) ... with 31-yard FG vs. Pit (11/14), extended consecutive FGs made streak to 27 dating back to Week 7 of the 2003 season, which established a new Browns franchise record ... converted

PILING UP POINTS

Since entering the NFL in 1999, **K Phil Dawson** has scored 1,698 points, which ranks third among active players.

NFL Active Points Leaders

Pts	Player	XPM	XPA	FGM	FGA
2,378	Adam Vinatieri	786	799	530	629
1,799	Sebastian Janikowski	557	563	414	515
1,698	Phil Dawson	480	490	404	478
1,487	Matt Bryant	485	490	334	390
1,457	Stephen Gostkowski	548	552	303	348



all five FGAs in season finale @ Hou (1/2/05), marking his first career game with five or made FGs.

2003: Made 18-of-21 FGs in 13 games before suffering an arm injury and being placed on injured reserve ... hit season-long 52-yard FG and had a 14-yard run on a fake FG that led to a TD on the next play vs. Oak (10/12) ... successful on all three FGs and all five PATs vs. Ari (11/16) ... suffered broken left arm vs. StL (12/8) and was placed on injured reserve on 12/9.

2002: Posted his first 100-point season after making 22-of-28 FGAs and 34-of-35 PATs ... successful on all four FGAs in season opener vs. KC (9/8) ... made his first career 50+-yard FG when he converted a 52-yarder in the first quarter vs. Cin (9/15) ... notched his first career OT game-winner with a 33-yarder that lifted Cleveland to a 31-28 victory @ Ten (9/22); also was successful on an onside kick attempt in the fourth quarter that helped Browns force OT ... recovered his own onside kick vs. Bal (10/6) ... made a 35-yard game-winner @ NYJ (10/27) to complete Browns comeback from down 21-3 to win 24-21 ... in his postseason debut, successful on both FGAs and all three PATs in Wild Card game @ Pit (1/5/03).

2001: Ranked second in the NFL in FG accuracy at 88.0% (22-of-25) ... finished the season making 15 consecutive FGs, which was the longest active streak in the NFL at the conclusion of the regular season ... made all three FGs and both PATs for a total of 11 points @ Jax (9/30); named AFC Special Teams Player of the Week for the first time in his career ... hit all four FGAs vs. Cin (11/25) ... connected on a 44-yard FG with 55 seconds left to give Browns a 41-38 victory @ Ten (12/30).

2000: Made 14-of-17 FGAs and all 17 PATs, including going a perfect 12-of-12 from inside 40 yards ... hit a 19-yard game-winning FG with less than three minutes to play vs. Pit (9/17); made all three FGAs in the game ... converted a season-best four FGs to help Browns to a 19-11 victory vs. NE (11/12).

1999: After winning the kicking job in training camp, was 8-of-12 on FGAs in his first NFL season ...

HITTING FROM A DISTANCE

In K **Phil Dawson's** first 12 NFL seasons, he had just 10 FGs of 50 or more yards. However, in his last six years, he has made 28 FGs from 50+, including a franchise-record 14 in his four seasons with San Francisco. Dawson ranks sixth in NFL history with 38 career 50+-yard FGs.

Most FGs of 50+ Yards – NFL History

#	Player
55	Sebastian Janikowski (2000-)*
52	Jason Hanson (1992-2012)
42	John Kasay (1991-2011)
40	Morten Andersen (1982-2007)
39	Jason Elam (1993-2009)
38	Phil Dawson (1999-)*

*Active

Dawson needs two FGs of 50 or more yards to tie Morten Andersen, one of two kickers elected to the Pro Football Hall of Fame.

RAINING 3'S

K **Phil Dawson** has made five FGs or more in a single game five times in his career, most recently on 10/5/14 as a member of the 49ers when he was 5-5 vs. Kansas City, including two from 50+ yards.

He is tied with Oakland's Sebastian Janikowski for the most 5+ FG games among active players and is tied for fourth-most in NFL history.

Most Games with Five or More FGs – NFL History

#	Player
11	John Carney (1988-2010)
9	Morten Andersen (1982-2007)
7	Gary Anderson (1982-2004)
5	Steve Christie (1990-2004)
5	Phil Dawson (1999-)*
5	Sebastian Janikowski (2000-)*
5	Matt Stover (1991-2009)

*Active

made his NFL debut @ Ten (9/19) and hit his first career FG from 41 yards in the second quarter ... converted a season-best 49-yard FG @ Bal (9/26) ... scored a TD on a fake FG vs. Cin (10/10) running four yards for the score; marked the first rushing TD in Cleveland Browns Stadium history ... made his first career game-winning FG with a 39-yarder as time expired @ Pit (11/14).

COLLEGE:

A four-year letterman who made 59-of-79 FGAs and 162-of-170 PATs for a total of 339 points ... was a team captain and earned First-Team All-American and All-Big 12 honors as a senior in 1997 after making 13-of-16 FGAs and 26 PATs ... also received First-Team All-American recognition as a junior when he scored a career-high 108 points (19 FGs, 51 PATs) in 12 games ... part of Texas team that won the first Big 12 Championship Game in 1996 ... named to the All-Academic Big 12 teams in each of his last two seasons.

PERSONAL:

Attended Lake Highlands (Dallas, TX) where he was a kicker and started at tackle ... born in West Palm, FL but grew up in Dallas ... named the 2007 Dino Lucarelli "Good Guy" Award by the Cleveland PFWA chapter ... was the Browns 2006 Ed Block Courage Award winner and also won the 2006 Doug Dieken Humanitarian Award for his charitable and community efforts, as recognized by the Cleveland Touchdown Club ... while in Cleveland, founded the "Dawson's 4 Adoption" season ticket program which provided tickets, apparel and food for the Adoption Network Cleveland organization ... along with wife, Shannon, the couple has two sons, Dru and Beau, and one daughter, Sophiann ... wife, Shannon, is a professional singer who sang at George W. Bush's inauguration after he was elected Governor of Texas in 1994, has performed as a backup singer for Wayne Newton in Las Vegas and released a country/contemporary Christian mix album titled Redemption in September, 2013.



DAWSON CAREER STATS

Year	Team	G	FG	FGA	Pct	Scoring		XP	XPA	Pct	Blk	Points
						Lg	Blk					
1999	Cle	15	8	12	66.7	49	0	23	24	95.8	0	47
2000	Cle	16	14	17	82.4	45	0	17	17	100.0	0	59
2001	Cle	16	22	25	88.0	48	0	29	30	96.7	0	95
2002	Cle	16	22	28	78.6	52	1	34	35	97.1	0	100
2003	Cle	13	18	21	85.7	52	0	20	21	95.2	1	74
2004	Cle	16	24	29	82.8	50	0	28	28	100.0	0	100
2005	Cle	16	27	29	93.1	44	0	19	21	90.5	1	100
2006	Cle	16	21	29	72.4	51	1	25	25	100.0	0	88
2007	Cle	16	26	30	86.7	51	2	42	43	97.7	0	120
2008	Cle	16	30	36	83.3	56	0	18	18	100.0	0	108
2009	Cle	11	17	19	89.5	49	0	18	19	94.7	1	69
2010	Cle	16	23	28	82.1	48	0	28	28	100.0	0	97
2011	Cle	16	24	29	82.8	54	2	20	20	100.0	0	92
2012	Cle	16	29	31	93.5	53	1	29	29	100.0	0	116
2013	SF	16	32	26	88.9	56	0	44	44	100.0	0	140
2014	SF	16	25	31	80.6	55	1	33	33	100.0	0	108
2015	SF	16	24	27	88.9	54	2	20	21	95.2	1	92
2016	SF	16	18	21	85.7	53	0	33	34	97.1	0	87
Total		279	404	478	84.5	56	10	480	490	98.0	4	1,692

Year	Team	Field Goals									
		1-19	Pct	20-29	Pct	30-39	Pct	40-49	Pct	50+	Pct
1999	Cle	0-0	--	2-2	100.0	3-5	60.0	3-5	60.0	0-0	--
2000	Cle	3-3	100.0	4-4	100.0	5-5	100.0	2-5	40.0	0-0	--
2001	Cle	0-0	--	10-10	100.0	8-9	88.9	4-6	66.7	0-0	--
2002	Cle	0-0	--	9-10	90.0	6-8	75.0	5-7	71.4	2-3	66.7
2003	Cle	2-2	100.0	7-7	100.0	4-5	80.0	3-5	60.0	2-2	100.0
2004	Cle	0-0	--	11-11	100.0	6-8	75.0	6-9	66.7	1-1	100.0
2005	Cle	2-2	100.0	11-11	100.0	9-11	81.8	5-5	100.0	0-0	--
2006	Cle	0-0	--	5-6	83.3	9-10	90.0	6-12	50.0	1-1	100.0
2007	Cle	2-2	100.0	9-10	90.0	7-8	87.5	7-8	87.5	1-2	50.0
2008	Cle	0-0	--	10-10	100.0	12-14	85.7	5-6	83.3	3-6	50.0
2009	Cle	0-0	--	7-7	100.0	5-5	100.0	5-6	83.3	0-1	0.0
2010	Cle	3-3	100.0	7-7	100.0	10-10	100.0	3-5	60.0	0-3	0.0
2011	Cle	0-0	--	7-9	77.8	3-4	75.0	7-8	87.5	7-8	87.5
2012	Cle	0-0	--	8-9	88.9	8-9	88.9	6-6	100.0	7-7	100.0
2013	SF	0-0	--	12-13	92.3	6-6	100.0	10-11	90.9	4-6	66.7
2014	SF	0-0	--	6-6	100.0	8-9	88.9	5-7	71.4	6-9	66.7
2015	SF	0-0	--	9-10	90.0	6-6	100.0	6-8	75.0	3-3	100.0
2016	SF	0-0	--	4-4	100.0	6-6	100.0	7-9	77.8	1-2	50.0
Total		12-12	100.0	138-146	94.5	121-138	87.7	95-128	74.2	38-54	70.4

Single Game Highs:

Field Goals Made: 6, @ San Diego, 11/5/06; **Field Goals Attempted:** 6, @ San Diego, 11/5/06; **Longest Field Goal:** 56, twice, last @ Arizona, 12/29/13; **Most Points:** 19, @ San Diego, 11/5/06, (six FGs, one PAT); **Most PATs:** 6, three times, last @ Jacksonville, 10/27/13; **Most Touchbacks:** 6, @ Dallas, 11/18/12.

Additional Statistics:

Punting: Career: 9-257; **2002:** 2-36; **2003:** 1-29; **2005:** 2-53; **2006:** 2-58; **2008:** 1-33; **2015:** 1-48.

Special Teams Tackles: Career: 18; **1999:** 1; **2000:** 3; **2001:** 1; **2002:** 1; **2003:** 3; **2004:** 1; **2005:** 3; **2006:** 2; **2010:** 1; **2011:** 1; **2014:** 1.

Passing: Career: 1-1-10 yards; **2009:** 1-1-10 yards.

Rushing: Career: 2-18-1 TD; **1999:** 1-4-1 TD; **2003:** 1-14.

Game-Winning Field Goals: 17: 23 yards vs. St. Louis; 1/3/16; 35 yards @ New Orleans, 11/9/14 (OT); 33 yards @ Green Bay, 1/5/14 (Wild Card Playoffs); 40 yards @ Arizona, 12/29/13; 22 yards vs. Seattle, 12/8/13; 23 yards @ Miami, 12/5/10; 41 yards, vs. Carolina, 11/28/10; 56 yards @ Buffalo, 11/17/08; 33 yards @ Baltimore, 11/18/07 (OT); 25 yards vs. Seattle, 11/4/07 (OT); 33 yards vs. Kansas City, 12/3/06 (OT); 37 yards @ Oakland, 12/18/05; 35 yards @ NY Jets, 10/27/02; 33 yards @ Tennessee, 9/22/02 (OT); 44 yards @ Tennessee, 12/30/01; 19 yards vs. Pittsburgh; 9/17/00; 39 yards @ Pittsburgh, 11/14/99.


DAWSON POSTSEASON STATS

Year	Team	G	FG	FGA	Pct	Scoring		XP	XPA	Pct	Blk	Points
						Lg	Blk					
2002	Cle	1	2	2	100.0	31	0	3	3	100.0	0	9
2013	SF	3	7	7	100.0	49	0	6	6	100.0	0	27
Total		4	9	9	100.0	49	0	9	9	100.0	0	36

Year	Team	Field Goals									
		1-19	Pct	20-29	Pct	30-39	Pct	40-49	Pct	50+	Pct
2002	Cle	0-0	--	1-1	100.0	1-1	100.0	0-0	--	0-0	--
2013	SF	0-0	--	3-3	100.0	3-3	100.0	1-1	100.0	0-0	--
Total		0-0	--	4-4	100.0	4-4	100.0	1-1	100.0	0-0	--

Postseason Single Game Highs:

Field Goals Made: 3, twice, last @ Carolina, 1/12/14; **Field Goals Attempted:** 3, twice, last @ Carolina, 1/12/14; **Longest Field Goal:** 49, @ Carolina, 1/12/14; **Most Points:** 11, twice, last @ Carolina, 1/12/14; (three FGs, two PATs); **Most PATs:** 3, @ Pittsburgh, 1/5/03; **Most Touchbacks:** 2, @ Carolina, 1/12/14.



AARON DOBSON

COLLEGE: Marshall

HOW ACQUIRED: FA-17

YEARS NFL/CARDINALS: 4/1

HOMETOWN: Dunbar, WV

DOB: July 23, 1991

83 // WIDE RECEIVER // 6-3 // 205

PRO CAREER:

Originally selected by the New England Patriots in the second round (59th overall) of the 2013 NFL Draft. Released on 9/3/16. Signed with Detroit Lions on 9/21/16 and was released on 9/24/16. Re-signed with Lions on 9/27/16. Released on 10/8/16. Signed a future contract with the Cardinals on 1/5/17.

2016: Signed with the Lions on 9/21 and was released on 9/24 ... re-signed with Detroit on 9/27 ... inactive @ Chi (10/2) ... released on 10/8.

2015: Played in eight games (three starts) and finished with 13 receptions for 141 yards ... tied career high with seven catches for 87 yards @ Buf (9/20) ... inactive Games 4-5 ... had two receptions for 18 yards vs. NYJ (10/25) ... logged a 17-yard reception vs. Buf (11/23), but left the game after suffering an ankle injury on the play ... placed on injured reserve (ankle) on 11/26.

2014: Appeared in four games (one start) and had three catches for 38 yards after being slowed by off-season foot surgery ... inactive for eight of first 11 games ... injured hamstring @ GB (11/30) and was placed on injured reserve on 12/4.

2013: Played in 12 games with nine starts as a rookie, catching 37 passes for 519 yards and four TDs ... inactive (hamstring) @ Buf (9/8) ... made NFL debut vs. NYJ (9/12) and had three receptions for 56 yards and his first career TD, a 39-yard score that came on his first NFL play ... made first start vs. TB (9/22) and had a career-high seven catches for 52 yards ... had two receptions @ Cin (10/6), including a 53-yarder in the fourth quarter that set up a FG ... posted a career-best 130 yards and two TDs on five

receptions vs. Pit (11/3); had a career-long 81-yard TD catch in the fourth quarter, giving him the two longest catches by any Patriot in 2013 (along with his 53-yarder against the Bengals) ... suffered foot injury vs. Den (11/24) and was inactive the next three games ... returned to start final two games of the regular season ... inactive (foot) in Divisional Playoff vs. Ind (1/11/14) ... saw action in AFC Championship Game @ Den (1/19/14) and caught two passes for 33 yards.

COLLEGE:

Started 36 of 47 games played, finishing his career ranked 10th on the school's all-time list with 165 receptions and ninth in program history with 2,398 receiving yards ... tied Troy Brown for fourth in Marshall history with 24 career TD catches ... had seven 100-yard receiving games ... also saw brief action on defense and special teams, recording six tackles and one pass defended.

PERSONAL:

Attended South Charleston (WV) High School where he finished his career with 108 receptions for 2,365 yards and 32 TDs and added 10 INTs (two returned for TDs) ... as a senior in 2008, had 45 catches for 1,298 yards and 17 TDs while recording seven INTs on defense to help team finish 14-0 and win state championship ... named first-team All-State and the Kanawha Valley Player of the Year ... chosen to the 2009 USA Football Junior National Team and helped the U-19 Team USA to the first ever World Championship ... also played basketball and track and was a two-time first-team All-State selection in basketball ... majored in General Studies.

DOBSON CAREER STATS

Year	Team	GP/GS	Receiving				Lg	TD
			Rec	Yds	Avg			
2013	NE	12/9	37	519	14.0	81t		4
2014	NE	4/1	3	38	12.7	16		0
2015	NE	8/3	13	141	10.8	24		0
2016	Det	0/0	0	0	0.0	0		0
Total		24/13	53	698	13.2	81t		4

Single Game Highs:

Receptions: 7, twice, last @ Buffalo, 9/20/15; **Receiving Yards:** 130, vs. Pittsburgh, 11/3/13; **TDs:** 2, vs. Pittsburgh, 11/3/13; **Long Reception:** 81t, vs. Pittsburgh, 11/3/13; **Long TD Reception:** 81, vs. Pittsburgh, 11/3/13.

DOBSON POSTSEASON STATS

Year	Team	GP/GS	Receiving				Lg	TD
			Rec	Yds	Avg			
2013	NE	1/0	2	33	16.5	27		0
2014	NE	Injured Reserve-Hamstring						
2015	NE	Injured Reserve-Ankle						
Total		1/0	2	33	16.5	27		0

Postseason Single Game Highs:

Receptions: 2, @ Denver, 1/19/14; **Receiving Yards:** 33, @ Denver, 1/19/14; **Long Reception:** 27, @ Denver, 1/19/14.



ANDRE ELLINGTON

COLLEGE: Clemson**HOW ACQUIRED:** D6b/13 (187th)**YEARS NFL/CARDINALS:** 5/5**HOMETOWN:** Moncks Corner, SC**DOB:** February 3, 1989**38 // RUNNING BACK // 5-9 // 199**

NOTE CARDS

- A sixth-round pick (187th overall) in the 2013 NFL Draft, Ellington has played in 53 games (15 starts) in four seasons with Arizona, running for 1,697 yards and nine TDs on 398 carries while adding 112 receptions for 999 yards and three scores.
- Is the only active player in the NFL with both a rushing and receiving TD of 80+ yards in their career and was one of just six players in NFL history with an 80+ yard TD run and 80+ yard receiving TD in their first two NFL seasons.

- With 1,023 yards from scrimmage as a rookie in 2013 and 1,055 yards in 2014, he joins David Johnson (2015-16) and Ottis Anderson (1979-80) as the only players in franchise history to record 1,000+ yards from scrimmage in each of their first two NFL seasons.
- With 652 rushing yards on just 118 attempts as a rookie in 2013, Ellington's 5.53 rushing average led all NFL players with a minimum of 100 rushing attempts. His 5.53 average was the highest for a Cards RB (min. 100 attempts) in a season since John David Crow averaged 5.85 yards per attempt in 1960 (183 for 1,071).

PRO CAREER:

The Cardinals second selection in the sixth round (187th overall) in the 2013 NFL Draft, Ellington has appeared in 53 games (15 starts) in his first four NFL seasons. He has also appeared in two postseason games. Re-signed with Cardinals to one-year contract on 3/13/17.

2016: Played in all 16 games for the first time and finished the season with 34 carries for 96 yards and 12 receptions for 85 yards ... also had 10 kickoff returns for 163 yards ... returned four kickoffs for 61 yards and added two receptions for eight yards vs. NE (9/11) ... ran for 19 yards on six carries @ SF (10/6) ... totaled 25 yards on five rushes vs. NYJ (10/17) ... had a season-long 16-yard reception @ Car (10/30) ... ran for 21 yards on five carries @ Min (11/20) ... caught two passes for 19 yards @ Atl (11/27) ... had five carries and one reception vs. Was (12/4) ... rushed for 18 yards on a season-high seven carries and caught two passes for eight yards @ LA (1/1/17).

2015: Appeared in 10 games (two starts) and both postseason contests ... helped the Cardinals finish with the #1 offense in the NFL for the first time in team history and set franchise record for points (489) and TDs (59) ... totaled 289 yards and three TDs on 45 carries (6.4 avg.) and caught 15 passes for 148 yards ... ran for a team-high 69 yards and a TD on 12 carries and had a seven-yard reception vs. NO (9/13); left the game in the fourth quarter with a knee injury ... inactive (knee) the next three games ... returned to action and had a season-long 63-yard TD run in the fourth quarter @ Det (10/11) ... ran for team-high 61 yards on five carries @ Sea (11/15), including a 48-yard TD run with under two minutes remaining that put the Cardinals ahead by 10; also caught three passes for 27 yards ... had three carries in Divisional Playoff vs. GB (1/16/16) and one carry in the NFC Championship Game @ Car (1/24/16).

2014: Started the first 12 games and led the team with 660 rushing yards and three TDs on 201 carries before being placed on injured reserve ... finished fourth on the team with 46 receptions for 395 yards

and two TDs ... rushed for 91 yards on 15 carries @ NYG (9/14); had three carries of 15+ yards; marked fifth time he averaged at least 5.0 yards per carry in a game with 10+ carries in his career ... ran for 62 yards on 18 carries and caught three passes for 13 yards vs. SF (9/21); ran for 20 yards on 3rd-n-6 in the fourth quarter just before the two-minute warning, allowing the Cardinals to run the clock down to 34 seconds before kicking a FG that extended the lead to 23-14 ... had four catches for a career-high 112 yards, including a career-long 81-yard TD reception in the third quarter @ Den (10/5); also ran for 32 yards and a TD on 16 carries, giving him the first multi-TD game of his career; 81-yard TD catch combined with his 80-yard TD run against Atlanta in 2013 made him the second player in franchise history with an 80+ yard TD run and reception in their Cardinals career (John David Crow, 91-yard TD reception and 83-yard TD run); marked just the 10th time in franchise history a RB has had a 100-yard receiving game; became the ninth different Cardinals RB and first since Tim Hightower (9/13/09, 121 yards vs. SF) to top 100 receiving yards in a game ... led the team in both rushing and receiving @ Oak (10/19), running for 88 yards on a career-high 24 carries and tying career-high with six receptions for 72 yards; 160 total yards marked second-highest single-game total in his career (162, vs. Atlanta, 10/27/13) and his third career game with 150+ all-purpose yards; became the fifth player in franchise history (seventh time overall) to have a game with at least 80 rushing yards and 70 receiving yards ... rushed for 71 yards and a TD on 23 carries vs. Phi (10/26) ... ran for a season-high 95 yards on 21 carries and had four receptions for 39 yards and a TD @ Dal (11/2); one-yard TD reception in the fourth quarter gave Cardinals a 21-10 lead ... scored fifth TD of the season with three-yard run in the second quarter vs. StL (11/9); had 23 yards on 18 carries and added five receptions for 19 yards ... ran for 12 yards on five carries @ Atl (11/30); left in the first half with a hip injury ... inactive (hip/foot) vs. KC (12/7) ... placed on injured reserve (core muscle injury) on 12/8.



2013: Played in 15 games with one start and totaled 652 yards and three TDs on 118 carries (5.5 avg.) while catching 39 passes for 371 yards (9.5 avg.) and one TD ... made his NFL debut @ StL (9/8); 13-yard reception in the second quarter was his first career catch ... caught two passes for 42 yards, including a 36-yard TD in the second quarter and ran for 20 yards on four carries vs. Det (9/15); marked his first career TD ... led the team with 56 yards on seven carries and scored his first career rushing TD with a 15-yard run in the second quarter @ SF (10/13); also had a season-best five receptions for 36 yards ... in his first career start, ran for 154 yards on 15 carries and had two catches for eight yards vs. Atl (10/27); had 80-yard TD run in the second quarter, tying for the third-longest run in franchise history and the second-longest run by a rookie (83, John David Crow, 10/4/58 vs. Washington); 154 yards rushing were the most in the NFL in Week 8; helped Cardinals total 201 rushing yards for the game; 10.3-yard average was the highest in franchise history for a player with 15 or more carries in a game; voted the NFL FedEx Ground Player of the Week ... inactive (knee) @ Phi (12/1) ... led the Cardinals with a season-high 87 yards on four receptions and 71 rushing yards on 10 carries @ Ten (12/15); became the second rookie in franchise history to post 70+ rushing yards and 80+ receiving yards in a single game (Ollie Matson, 10/26/52 vs. Pittsburgh) and the first rookie to do so in the NFL since Jahvid Best in 2010; became the ninth player in NFL history (dating back to at least 1960) and the first rookie to average at least 7.0 yards per rush and 20.0 yards per reception in a single game; was first Cardinals player to lead the team in both rushing and receiving yards in a game since Marcel Shipp on 12/15/02 at St. Louis ... ran for a team-high 64 yards on 15 carries and had two receptions for eight yards @ Sea (12/22); marked his sixth game this season with 10+ carries, and Cardinals finished 6-0 in those games.

COLLEGE:

Started 33 of the 49 games he appeared in, rushing 621 times for 3,436 yards and 33 TDs ... also added 59 receptions for 505 yards and two TDs ... his 3,436 rushing yards rank fourth in school history while his 33 rushing TDs rank third in team annals ... one of just

four players in school history to rush for 1,000 yards twice in their career ... a consensus All-ACC first-team selection and team captain as a senior in 2012, Ellington started all 13 games for the second consecutive season and had 212 rushing attempts for 1,081 yards (5.1 avg.) and eight TDs ... his 1,081 rushing yards rank ninth on the school single-season record list as he became just the fourth player in school history to rush for 1,000 yards twice in their career ... caught 14 passes for 232 yards and a TD and totaled 178 yards on eight kickoff returns ... his 1,491 all-purpose yards were 10th on the school single season-record chart ... received National Player of the Week accolades by the Maxwell Award committee and National Running Back of the Week honors vs. Auburn from the CFPA ... as a junior in 2011, was named a second-team All-ACC selection in his first full season as the Tigers starting tailback after rushing 223 times for 1,178 yards (5.3 avg.) and 11 TDs ... started six of the nine games he played in as a sophomore in 2010, finishing second on the squad with 686 rushing yards and 10 TDs on 118 carries (5.8 avg.) ... caught 12 passes for 109 yards and a TD and returned seven kickoffs for 238 yards (34.0 avg.) with a TD ... his 12 total TDs tied for third in the conference ... as a freshman in 2009, appeared in all 14 games and finished second on the team with 68 carries for 491 yards, with his 7.2-yard average ranking third on the school's single-season record list ... scored four rushing TDs and added 55 receiving yards on 11 catches while also having 95 kickoff return yards on six attempts ... redshirted as a freshman in 2008.

PERSONAL:

Attended Berkeley (Moncks Corner, SC) High School where he was rated the sixth-best RB in the nation by ESPN.com ... a Shrine Bowl participant, Ellington earned All-State honors after recording 1,822 rushing yards and 24 TDs as a senior ... added four other TDs (two receiving and two kickoff returns) and finished the 2007 campaign with 2,519 all-purpose yards ... cousin is 49ers WR Bruce Ellington and the pair grew up as neighbors playing backyard football in Moncks Corner ... Community Recreation, Sport & Camp Management major who won the 2010 Vickery Hall Award at Clemson for his work in the classroom.

ELLINGTON CAREER STATS

Year	Team	GP/GS	Att	Rushing				TD	Receiving				
				Yds	Avg	Lg			No	Yds	Avg	Lg	TD
2013	Ariz	15/1	118	652	5.5	80t	3		39	371	9.5	38	1
2014	Ariz	12/12	201	660	3.3	22	3		46	395	8.6	81t	2
2015	Ariz	10/2	45	289	6.4	63t	3		15	148	9.9	32	0
2016	Ariz	16/0	34	96	2.8	13	0		12	85	7.1	16	0
Total		53/15	398	1,697	4.3	80t	9		112	999	8.9	81t	3

Single Game Highs:

Rushing Yards: 154, vs. Atlanta, 10/27/13; **Rushing Attempts:** 24, @ Oakland, 10/19/14; **Rushing TDs:** 1, nine times, last @ Seattle, 11/15/15; **Long Run:** 80t, vs. Atlanta, 10/27/13; **Receptions:** 6, twice, last @ Oakland, 10/19/14; **Receiving Yards:** 112, @ Denver, 10/5/14; **Receiving TDs:** 1, three times, last @ Dallas, 11/2/14; **Long Reception:** 81t, @ Denver, 10/5/14; **Long TD Reception:** 81, @ Denver, 10/5/14.

ELLINGTON POSTSEASON STATS

Year	Team	GP/GS	Att	Rushing				TD	Receiving				
				Yds	Avg	Lg			No	Yds	Avg	Lg	TD
2014	Ariz	Injured	Reserve-Core	Muscle									
2015	Ariz	2/0	4	3	0.8	5	0		0	0	0.0	0	0
Total		2/0	4	3	0.8	5	0		0	0	0.0	0	0



LARRY FITZGERALD

COLLEGE: Pittsburgh**HOW ACQUIRED:** D1/04 (3rd)**YEARS NFL/CARDINALS:** 14/14**HOMETOWN:** Minneapolis, MN**DOB:** August 31, 1983**11 // WIDE RECEIVER // 6-3 // 218****PRO BOWL SELECTION: 2005, 2007, 2008, 2009, 2010, 2011, 2012, 2013, 2015, 2016**

NOTE CARDS

- Originally selected by the Cardinals in the first round (3rd overall) of the 2004 NFL Draft and has started 200 of the 202 games in which he has appeared. Only players taken ahead of him were QB Eli Manning (No. 1 to San Diego; traded to NY Giants) and T Robert Gallery (No. 2 to Oakland).
- Selected to his 10th Pro Bowl in 2016. His 10 career Pro Bowl selections (2005, '07-13, '15-16) are the most by any player in franchise history. Fitzgerald (10) joins Hall of Famer Jerry Rice (13) as the only wide receivers in NFL history to be selected to the Pro Bowl at least 10 times. Earned MVP honors in the 2008 Pro Bowl and his eight career receiving TDs are a Pro Bowl record.
- Named a co-winner (along with QB Eli Manning) of the 2016 Walter Payton NFL Man of the Year award. The award, for which Fitzgerald was also one of three finalists for in 2012, is the only league award that recognizes a player's off-the-field community service as well as his playing excellence. He became the second Cardinals player (Kurt Warner-2008) to win the award.
- Following the 2014 season, was named the inaugural winner of the Art Rooney NFL Sportsmanship Award, presented to an NFL player who demonstrates on the field qualities of great sportsmanship, including fair play, respect for opponents and integrity in competition. In 2012, was named the recipient of the 14th Annual Arthur S. Arkush Humanitarian Award by Pro Football Weekly, which is given to the NFL player whose contributions to the community and charitable organizations are especially outstanding.
- Franchise career leader in receptions (1,125), receiving yards (14,389), receiving TDs (104), total TDs (104), 100-yard receiving games (42) and consecutive games with a reception (195). His eight 1,000-yard receiving seasons are the most in team history.
- His 1,125 career receptions rank third on the NFL's all-time receptions list while his 14,389 receiving yards rank ninth on the NFL's all-time receiving yardage list. Fitzgerald's 104 career TD receptions rank eighth in NFL history.
- Led the NFL in receptions with 107 in 2016. It marked the second time in his career (tied Steve Smith for NFL lead with 103 in 2005) Fitzgerald led the league in receptions. He became the first player in NFL history to lead the NFL in catches at least 11 years apart. Prior to Fitzgerald, the longest span between leading the league in receptions was six years by Jerry Rice (1990, 1996).
- Has led the NFL in receptions twice (2005, 2016) and in receiving TDs twice (2008, 2009).
- One of just seven players in NFL history with 14,000+ receiving yards and 100+ TD receptions in their career.
- One of just six players in NFL history to score 100+ receiving TDs with a single team.
- His 202 games played rank as the second-highest total in franchise history. Fitzgerald had more receptions in his first 200 career games (1,116) than any player in NFL history.
- Fitzgerald's streak of 195 consecutive games with a reception is the third-longest in NFL history. He has at least one catch in every game played in each of the last 12 seasons.
- In Week 13 of the 2016 season vs. Washington, reached 1,100 receptions for his career. At 33 years, 95 days old, Fitzgerald became the youngest player in NFL history to reach 1,100 career receptions.
- One of eight players in NFL history to record 100+ receptions in at least four different seasons.
- Finished the 2015 season with 109 receptions for 1,215 yards and nine TDs. His 109 receptions set a franchise single-season record, surpassing his previous mark of 103, set in 2005.
- Has been named NFC Offensive Player of the Week four times in his career.
- One of the best postseason performers in NFL history, Fitzgerald has 57 receptions for 942 yards and 10 TDs in just nine postseason contests. He is the only player in NFL history to average at least 100+ receiving yards and a TD in the postseason. He has more receiving yards (942) than any player in NFL history through his first nine playoff games and only Jerry Rice (22 TDs in 29 games) and John Stallworth (12 TDs in 17 games) have more career receiving TDs in the postseason.
- Had one of the best postseasons of any player in NFL history during the Cardinals run to Super Bowl XLIII in 2008, shattering the NFL single postseason record for receptions (30), receiving yards (546) and receiving TDs (seven). His 30 receptions surpassed the previous record of 27, shared by Carolina's Steve Smith (2005) and New England's Wes Welker (2007). His 546 receiving yards surpassed Jerry Rice's 1988 total of 409 yards and his seven TD receptions topped Rice's 1988 total of six.
- In the Divisional matchup vs. Green Bay in 2015, caught eight passes for 176 yards and scored the game-winning TD in the 26-20 OT victory over the Packers. His 176 receiving yards set a new franchise postseason record. He accounted for all 80 yards on the Cardinals game-winning drive in OT (75-yard catch-and-run; 5-yard TD reception).
- Has five 100-yard receiving performances in the postseason and is the only player in NFL history with at least three games of 150+ receiving yards in the playoffs. With 100 yards receiving in each of the team's four postseason games in '08, set the NFL record for most consecutive playoff games with 100 yards receiving.
- Combined with John Brown (1,003 yards), the 2015 season marked just the fifth time in team history the Cardinals had multiple players with 1,000+ receiving yards in a season. With 96 receptions for 1,431 yards in 2008, he joined wide receivers Anquan Boldin (89-1,038) and Steve Breaston (77-1,006) to mark the fifth time in NFL history that a team had three players all reach 1,000 receiving yards in the same season.
- In 2005, Fitzgerald and Boldin became only the second tandem in NFL history to top 100 receptions and 1,400 receiving yards in the same season (Detroit's Herman Moore and Brett Perriman in 1995).
- At 22 years, 123 days old became the youngest receiver in NFL history to record a 100-catch campaign when he reached the milestone at Indianapolis on 1/1/06.



PRO CAREER:

Selected in the first round of the 2004 NFL Draft; was the first receiver taken and the third player overall behind QB Eli Manning (San Diego) and T Robert Gallery (Oakland). Agreed to new contracts with Arizona on 3/11/08, 8/20/11, 2/18/15 and most recently on 8/5/16 that will keep him in a Cardinals uniform through the 2017 season. In his 13 seasons with the Cardinals, has established franchise records for receptions (1,125), receiving yards (14,389), receiving TDs (104), total TDs (104), 100-yard receiving games (42) and 1,000-yard receiving seasons (eight). Has also been voted to the Pro Bowl a franchise-record 10 times, including each of the past two seasons.

2016: After being chosen as an offensive captain for the sixth time in his career, started all 16 games for the ninth time and led the team with 107 receptions for 1,023 yards while tying for the team lead with six TDs ... his 107 receptions were the second-most in his career and led the NFL by one over Pittsburgh's Antonio Brown, marking the second time (2005) he led the league in catches; at 33 years, 123 days old to end the season, became third-oldest player to lead the NFL in receptions; 11-year span between leading the league in catches is longest ever ... marked his fourth career 100-catch season and his eighth career 1,000-yard season ... earned 10th career Pro Bowl selection, extending his record for the most by any player in franchise history; only WR with more career Pro Bowls is Jerry Rice with 13 ... extended his streak of consecutive games with a reception to 195, the third-longest streak in NFL history ... finished the season ranked third on NFL's all-time receptions list, eighth in TD catches and ninth in receiving yards ... named the Arizona Cardinals/Walter Payton NFL Man of the Year for the second time (2012) ... led the team with eight catches for 81 yards and two TDs vs. NE (9/11); reached 100 career TD receptions, becoming just the 10th player in NFL history to hit that milestone; passed Torry Holt (13,382) for 14th on NFL's all-time receiving yardage list ... had team-leading five receptions for 77 yards and a TD vs. TB (9/18); broke tie with HOFers Tim Brown and Steve Largent for eighth on all-time TD catches list with 101 ... led team with six catches for 81 yards and two TDs @ SF (10/6); gave him 16 career TD receptions against the 49ers and 103 overall for his career; marked his 18th career multi-TD game; both

TDs came from Drew Stanton, the 13th different QB he has caught a TD pass from ... had team-leading six receptions for 49 yards vs. NYJ (10/17); extended streak of consecutive games with a catch to 185, tying Terrell Owens for the fifth-longest streak in NFL history ... led team with nine catches for 70 yards vs. Sea (10/23); reached 186 straight games with a catch, tying Hines Ward for the fourth-longest streak in NFL history; passed Henry Ellard (13,777) for 13th all-time in receiving yards ... had team-high 10 receptions for 74 yards @ Car (10/30); passed Hall of Famer Cris Carter (13,899) for 12th place on NFL's all-time receiving yardage list and surpassed Reggie Wayne (1,070) for seventh all-time in receptions ... notched season highs with 12 receptions for 132 yards vs. SF (11/13); marked 42nd career 100-yard receiving game; gave him 10+ receptions in back-to-back games for the first time in his career; surpassed both 150 receptions and 2,000 receiving yards for his career against the 49ers; passed Terrell Owens (1,078) for sixth all-time in receptions and Hall of Famer James Lofton (14,004) for 11th all-time in receiving yards; became third-youngest player in NFL history to reach 14,000 career receiving yards (33 years, 74 days) behind only Randy Moss and Jerry Rice ... caught four passes for 53 yards @ Atl (11/27); passed Hall of Famer Tim Brown (1,094) for fifth all-time in receptions; reached 190 straight games with a catch, tying Marvin Harrison for third-longest streak in NFL history ... led team with 10 receptions for 78 yards vs. Was (12/4); became youngest player in league history (33 years, 95 days) to reach 1,100 career receptions and passed HOFers Cris Carter (1,101) and Marvin Harrison (1,102) to move into third all-time in receptions; marked his 13th career game with 10 or more catches, the most in franchise history; surpassed Andre Johnson (14,185) for 10th on NFL's all-time receiving yardage list ... had three catches for 12 yards @ Mia (12/11); topped 90 catches on the season for the seventh time in his career, the most in NFL history ... played in his 200th career game vs. NO (12/18), the second-most in franchise history behind only K Jim Bakken (234); led team with seven receptions for 57 yards ... had four catches for 31 yards @ Sea (12/24); reached 100 receptions on the season, his fourth career 100+ catch season; passed Reggie Wayne (14,345) for ninth all-time in receiving yards ... led team with five catches for 43 yards and a TD @ LAR (1/17); topped 1,000 yards on the season, his eighth career 1,000-yard campaign; five-

THE FRANCHISE

In his 13 NFL seasons, WR **Larry Fitzgerald** has broken virtually every major Cardinals career receiving record.

In 2011, Fitzgerald became the franchise all-time leader in receiving yards, receiving TDs, career 100-yard games and total TDs. He became the franchise all-time receptions leader in 2010.

Franchise Record—Career Receptions

Rec	Player (Years)
1,125	Larry Fitzgerald, 2004-
586	Anquan Boldin, 2003-09
535	Larry Centers, 1990-98
522	Roy Green, 1979-90
493	Frank Sanders, 1995-02

*Established record in Week 14 of 2010 season

Franchise Record—Career Receiving Yards

Yds	Player (Years)
14,389	Larry Fitzgerald, 2004-
8,497	Roy Green, 1979-90
7,918	Jackie Smith, 1963-77
7,520	Anquan Boldin, 2003-09
7,005	Pat Tilley, 1976-86

*Established record in Week 4 of 2011 season

Franchise Record—Touchdown Receptions

TDs	Player (Years)
104	Larry Fitzgerald, 2004-
66	Roy Green, 1979-90
60	Sonny Randle, 1959-66
45	Mel Gray, 1971-82
44	Anquan Boldin, 2003-09

*Established record in Week 3 of 2011 season

Franchise Record—Career 100-Yard Receiving Games

#	Player (Years)
42	Larry Fitzgerald, 2004-
27	Anquan Boldin, 2003-09
22	Jackie Smith, 1963-77
20	Roy Green, 1979-90

*Established record in Week 4 of 2011 season



MAN OF THE YEAR

One of the NFL's most popular athletes since the Cardinals made him the third overall selection in the 2004 NFL Draft, **Fitzgerald's** playing excellence is matched by his conduct off the field. Below is a look at just a few of the prestigious awards Fitzgerald has accumulated during his NFL career.

WALTER PAYTON NFL MAN OF THE YEAR

Joined Giants QB Eli Manning as co-winners of the 2016 Walter Payton NFL Man of the Year award, the only league award that recognizes a player's off-the-field community service as well as his playing excellence. Fitzgerald was also one of three finalists for the award – one of the NFL's most prestigious – in 2012.

PFWA GOOD GUY AWARD

In June of 2017, Fitzgerald was named the recipient of the Pro Football Writers of America (PFWA) Good Guy Award, given annually the an NFL player for "his qualities and professional style in helping pro football writers do their jobs."

ART ROONEY SPORTSMANSHIP AWARD

In the lead up to Super Bowl XLIX following the 2014 season, Fitzgerald was named the inaugural winner of the Art Rooney NFL Sportsmanship Award.

Fitzgerald was selected in a vote of his fellow NFL players. The Art Rooney Trophy represents the important role that sportsmanship plays in the game and how NFL players that demonstrate integrity and honor on the field serve as role models for other players at all levels. The award was named in honor of the late founding owner of the Pittsburgh Steelers and Pro Football Hall of Famer Art Rooney, Sr.

GEORGETOWN LOMBARDI AWARD

Fitzgerald was the 2013 recipient of the NFL Players Association Georgetown Lombardi Award, which was established to honor a leader in the sports industry whose life and family have been touched by cancer, and who encourages cancer research, prevention and treatment through awareness and philanthropy.

ARTHUR S. ARKUSH HUMANITARIAN AWARD

In 2012, Fitzgerald was named the recipient of the 14th Annual Arthur S. Arkush Humanitarian Award by Pro Football Weekly, which is given to the NFL player whose contributions to the community and charitable organizations are especially outstanding.

yard TD catch in fourth quarter was his 107th catch of the year and made him NFL's receptions leader for 2016 season; also marked his 17th career TD against the Rams, the most he has against any NFL team.

2015: Started every game for the eighth time in his career and led the team with a single-season franchise-record 109 catches for 1,215 yards and nine TDs ... added a team-best 206 yards and a TD on 12 catches in two playoff games ... earned ninth career Pro Bowl selection, breaking a tie with Hall of Fame S Larry Wilson for the most selections in franchise history; now tied for second-most Pro Bowls by a WR in NFL history, behind only Jerry Rice (13) ... marked his third season with 100+ receptions and his seventh career 1,000-yard season ... surpassed 1,000 career catches, becoming the youngest player in NFL history to reach that mark (32 years, 97 days old) ... finished the season ranked 11th on NFL's all-time receptions list and 15th all-time in receiving yards ... extended his streak of consecutive games with a catch to 179, the longest active streak in the NFL ... had a team-leading eight catches for 112 yards and a regular-season career-best three TD receptions @ Chi (9/20); only previous game with three TD catches came in the 2008 NFC Championship Game against the Eagles; first TD of the game was the 90th of his career, making him just the 10th player in NFL history with 12,000+ receiving yards and 90+ receiving TDs in their career; moved into 11th on the NFL's all-time list with 92 career TD catches and into 20th on the NFL's all-time receiving yardage list; marked his 39th career 100-yard receiving game; named NFC Offensive Player of the Week for the fourth time in his career, tied for the second-most in team history ... recorded a season-high 134 yards on nine catches and caught two TDs vs. SF (9/27); gave him 14 career TD receptions against the 49ers, the most of any player against San Francisco in NFL history; notched multiple TD catches in back-to-back regular season games

for just the second time in his career and was his 16th career multi-TD game; marked 40th career 100-yard game and the ninth time in his career he recorded 100+ yards in consecutive games ... led the team with nine catches for 84 yards and a TD @ Cle (11/1); passed Steve Smith (961) for 14th on NFL's all-time receptions list and moved into 17th all-time in receiving yards by passing Irving Fryar (12,785); TD catch in fourth quarter was first of his career against the Browns, leaving just three teams (Ravens, Broncos and Jets) that he has not scored a TD against ... led the team with a season-high 10 receptions for 130 yards @ Sea (11/15); his 41st career 100-yard game and ninth career game with 10 or more receptions ... had a team-leading eight catches for 90 yards vs. Cin (11/22), including receptions on back-to-back plays of 18 and 20 yards on the game-winning FG drive with less than a minute remaining; surpassed 13,000 career receiving yards with his second catch of the game, becoming the third-youngest player (32 years, 83 days) in NFL history to reach that milestone (trailing only Randy Moss and Jerry Rice) ... collected eight receptions for 55 yards @ STL (12/6); became the youngest player (32 years, 97 days) in NFL history with 1,000 career receptions with his last catch of the game; surpassed 1,000 receiving yards on the season, extending his own franchise record with his seventh career 1,000-yard season ... had four receptions for 29 yards and a TD vs. GB (12/27); reached 100 catches on the season for the third time in his career ... recorded six catches for 55 yards and a TD vs. Sea (1/3/16); with first catch of the game, broke his own franchise record (103 in 2005) for most receptions in a season ... posted team-leading eight catches for 176 yards and game-winning TD in overtime of Divisional Playoff vs. GB (1/16/16); 176 yards set a new franchise postseason record, breaking his own mark of 166 yards on 1/10/09 at Carolina; marked fifth career 100-yard game in the playoffs, tied for third-most in NFL history, and his



third game of 150+ yards, the most ever; accounted for all 80 yards on game-winning OT drive with a 75-yard catch-and-run on the first play and a five-yard TD on a shovel pass two plays later; marked his 10th career postseason TD catch, tied for third all-time ... had four catches for 30 yards in NFC Championship Game @ Car (1/24/16).

2014: Played in 14 games (13 starts) and led the team with 63 receptions, ranked second on the team with 784 yards and had two TD receptions ... named a Pro Bowl alternate ... extended his streak of consecutive games with a catch to 163, the longest active streak in the NFL ... moved up to 19th all-time with 909 career receptions and to 21st with 12,151 yards ... ended season ranked ninth in franchise history in games played with 170 ...

recorded a reception for the 150th consecutive game vs. SD (9/8); his catch was a 22-yarder on the game-winning drive in the fourth quarter to help set up the go-ahead TD four plays later ... posted a team-leading 98 yards on six catches and caught his first TD of the season with a 24-yard catch-and-run in the second quarter vs. Was (10/12); marked the 88th TD reception of his career, tying him with Hall of Famer Don Maynard for 12th on the NFL's all-time list; passed Jimmy Smith (862) and Muhsin Muhammad (860) on NFL's all-time receptions list ... recorded seven catches for a season-high 160 yards and had a career-long 80-yard TD reception on the opening drive of the third quarter vs. Phi (10/26); was his 37th career 100-yard receiving game; has at least one TD

LEADER AGAIN AT 33

WR **Larry Fitzgerald** recorded an NFL-high 107 receptions in 2016. It marked the second time in his career (tied Steve Smith for NFL lead with 103 receptions in 2005) that Fitzgerald led the NFL in receptions.

He became the first player in NFL history to lead the NFL in receptions at least 11 years apart. Prior to Fitzgerald, the longest span between leading the league in receptions was six by Jerry Rice (1990, 1996).

NFL Leaders – Receptions (2016)

Rnk	Player (Team)	Rec
1	Larry Fitzgerald (AZ)	107
2	Antonio Brown (Pit)	106
3	Odell Beckham, Jr. (NYG)	101
4	Julian Edelman (NE)	98
5	Jordy Nelson (GB)	97



It marked the fifth time in franchise history a Cards player led the NFL in catches. Fitzgerald is the only player in team history to have done so multiple times. J.T. Smith (91 in 1987), Bobby Joe Conrad (73 in 1963) and Gaynell Tinsley (41 in 1938) also led the NFL in catches.

At 33 years, 123 days old, Fitzgerald became the oldest player to lead the NFL in receptions since Jerry Rice, who was 34 years, 71 days old at the end of the 1996 season when he led NFL with 108 catches. The only other player older than Rice to lead the NFL was Kansas City's MacArthur Lane, who had 66 receptions in 1976 and was 34 years, 271 days at the end of that season.

Fitzgerald has now posted the top two single-season reception totals in team history in the last two seasons.



Franchise Record – Receptions (Season)

Rnk	Player (Year)	Rec
1	Larry Fitzgerald (2015)	109
2	Larry Fitzgerald (2016)	107
3	Larry Fitzgerald (2005)	103
4	Anquan Boldin (2005)	102
5t	Anquan Boldin (2003)	101
5t	Larry Centers (1995)	101

In Week 16 of the 2016 season, Fitzgerald and Antonio Brown reached 100 receptions. It was the fourth 100-catch campaign for both players, who became just the seventh and eighth players in history with at least four 100-catch seasons.

NFL History – Seasons with 100+ Receptions

Rnk	Player	100+	Years
1	Brandon Marshall	6	2007, 2008, 2009, 2012, 2013, 2015
2t	Andre Johnson	5	2006, 2008, 2009, 2012, 2013
2t	Wes Welker	5	2007, 2008, 2009, 2011, 2012
4t	Larry Fitzgerald	4	2005, 2007, 2015, 2016
4t	Antonio Brown	4	2013, 2014, 2015, 2016
4t	Marvin Harrison	4	1999, 2000, 2001, 2002
4t	Jerry Rice	4	1990, 1994, 1995, 1996
4t	Reggie Wayne	4	2007, 2009, 2010, 2012



ONE OF TWO WITH 200

In Week 15 of last season vs. New Orleans - 12 years, 3 months and 6 days after appearing in his first-ever regular season game - WR **Larry Fitzgerald** played in his 200th regular season game.

Fitzgerald became just the second player to appear in at least 200 games with the Cardinals - and first non-kicker to do so. He played in his 202nd game in Los Angeles in the season finale.

Franchise Record - Career Games Played

Rnk	Player (Years)	Games
1	K Jim Bakken (1962-78)	234
2	WR Larry Fitzgerald (2004-)	202
3	QB Jim Hart (1966-83)	199
4	TE Jackie Smith (1963-77)	198
5	CB Roger Wehrli (1969-82)	193

Among active players, only Sebastian Janikowski (268-Oakland), Tom Brady (237-New England), Jason Witten (223-Dallas) and Antonio Gates (204-Los Angeles Chargers) have appeared in more regular season games with one team than Fitzgerald.

Fitzgerald had more receptions in his first 200 career games (1,116) than any player in NFL history.

NFL History - Receptions Through First 200 Career Games

Rnk	Player (Years)	Rec
1	Larry Fitzgerald (2004-16)	1,116
2	Jerry Rice (1985-1998)	1,115
3	Marvin Harrison (1996-08)	1,102
4	Anquan Boldin (2003-16)	1,067
5	Andre Johnson (2003-16)	1,062



reception in all seven career games against the Eagles, and his 11 total TDs against Philadelphia trail only Bobby Mitchell and Charley Taylor (14 each) for the most ever against the Eagles; named NFC Offensive Player of the Week for the third time in his career ... led the team with five receptions for 70 yards @ Dal (11/2); passed Hall of Famer Don Maynard (11,834) to move into top 25 on NFL's all-time receiving yards list ... had a team-best and season-high nine catches for 112 yards vs. STL (11/9); marked his 38th career 100-yard receiving game, extending his own franchise record; moved past Hall of Famer Michael Irvin (11,904) on the NFL's all-time receiving yardage list ... caught two passes for 33 yards vs. Det (11/16); reached 12,000 career receiving yards with 22-yard reception in the first quarter, becoming the second-youngest player in NFL history to reach the milestone at 31 years, 77 days old behind only Randy Moss (30

years, 306 days) ... saw streak of 110 consecutive games played end when he was inactive (knee) @ Sea (11/23) and @ Atl (11/30) ... had a team-high seven receptions for 30 yards @ STL (12/11); with his fourth catch of the game, became the youngest player in NFL history with 900 career receptions (31 years, 102 days); passed Derrick Mason (12,061) and Hines Ward (12,083) on NFL's all-time receiving yardage list ... had two receptions for 29 yards @ SF (12/28); moved past Hall of Famer Charlie Joiner (12,146) for 21st on the NFL's all-time receiving yardage list.

2013: After being selected as an offensive captain by his teammates for the fifth consecutive year, started all 16 games and led the team with 82 receptions and 10 TD catches while totaling 954 receiving yards ... named to his eighth career (and seventh straight) Pro Bowl ... caught a pass in all 16 games, extending his own franchise record to 149 straight games with a reception ... became the youngest player in NFL history to reach 800 career receptions and 11,000 career receiving yards ... also had two rushes for eight yards and had one pass attempt on a reverse ... caught a team-high six passes for 68 yards, including a game-tying 13-yard TD in the fourth quarter @ TB (9/29); all six of his receptions came in the second half; TD reception was the 80th of his career, making him just the 17th player in NFL history to reach 10,000 career receiving yards and 80 career TD receptions ... led the team with six catches for a season-high 117 yards and a TD @ SF (10/13); 75-yard TD reception in the first quarter was the second-longest reception of his career; gave him 12 career TDs against San Francisco, tied with Andre Rison for the most ever against the 49ers; also had a four-yard run, his first rushing attempt since 2005 ... with four catches for 48 yards and a TD, reached 800 career receptions vs. Atl (10/27); became the youngest player in NFL history (30 years, 57 days) to record 800 catches; 10-yard TD reception in the second quarter was

A STREAK FOR THE AGES

WR **Larry Fitzgerald** finished the 2016 season with at least one reception in every game for the 12th consecutive year. He now has at least one catch in 195 consecutive games. In addition to representing a franchise record, that also represents the third-longest streak in NFL history.

Consecutive Games with a Reception (NFL Record)

Rnk	Player (Team)	Gms
1	Jerry Rice (1985-2004)	274
2	Tony Gonzalez (2000-2013)	211
3	Larry Fitzgerald (2004-)	195
4	Marvin Harrison (1996-2008)	190
5	Hines Ward (1998-2010)	186

Fitzgerald has at least one catch in 201 of 202 career games. The only exception came on 10/31/04 at Buffalo during his rookie season.



his first TD catch against Atlanta, giving him at least one TD reception against every NFC team (excluding Arizona) ... tied a career high with two TD catches, both coming in the first half, and surpassed 11,000 career receiving yards vs. Ind (11/24); became the youngest player in NFL history (30 years, 85 days) to reach 11,000 receiving yards; marked his 14th career game with two TD receptions and second of the season; had a four-yard run on a lateral pass and threw an incompletion on a reverse, his first career pass attempt ... tied for the team lead with five catches for 72 yards and had a 43-yard TD reception in the second quarter @ Phi (12/1); marked his 10th career TD catch against the Eagles in just six games (including postseason) and he has at least one TD in all six games ... posted a season-high 12 catches for 96 yards and a TD vs. StL (12/8); second-quarter TD was his 10th of the season, making him the ninth player in NFL history to record 10+ receiving TDs in a season at least five times; tied Andre Reed for 12th all-time with 87 career TD catches; gave him 16 career TD receptions against the Rams, more than any other active player has against an individual opponent; marked his fourth straight game with a TD catch ... led the team with 113 yards on six catches vs. SF (12/29); marked his second 100-yard receiving game this season (both against San Francisco) and the 36th of his career, extending his own franchise record.

2012: After being selected as an offensive captain by his teammates for the fourth consecutive year, started all 16 games and earned his sixth straight (seventh overall) Pro Bowl selection ... led the team with 71 receptions and 798 receiving yards and finished second on the team with four TD catches ... became the franchise record holder for consecutive games with a reception (133) ... also became the youngest player in NFL history to reach 700 career receptions and the second-youngest to reach 10,000 career receiving yards ... led the team with nine catches for 114 yards and a TD vs. Phi (9/23); with his second catch of the game, he became the youngest player (29 years, 23 days old) in NFL history to reach 700 career receptions; had 105 yards on seven catches in the first half alone, the fifth time in his career he has topped 100 yards receiving in the first half; his 37-yard TD reception in the second quarter was his ninth career TD in five games against the Eagles (including postseason); named NFC Offensive Player of the Week; marked the second time in his career he earned the honor, with the first coming in 2011, also after a victory over the Eagles ... posted a team-leading eight catches for 92 yards @ StL (10/4); it was his 122nd straight game with a catch, establishing a new franchise record ... led the team with six receptions for 93 yards and a TD vs. Buf (10/14); with his 14-yard reception in the fourth quarter, reached 10,000 career receiving yards, becoming the second-youngest player in NFL history to reach that mark and joining Randy Moss as the only players to do so before the age of 30.

2011: After being selected as an offensive captain for the third consecutive year, started all 16 games and led the team with 80 receptions for 1,411 yards and eight receiving TDs ... named a Pro Bowl starter, his fifth consecutive and sixth overall Pro Bowl selection ... became the first Cardinal since Aeneas Williams (1994-99) to earn five consecutive selections ... became the franchise's all-time leader in receiving yards, receiving TDs, overall TDs, and 100-yard receiving games ... surpassed 1,400 yards receiving for the fourth time in his career, becoming just the fourth player in NFL history with four or more seasons of 1,400+ yards ... had six 100-yard receiving games on the season, just one short of his career high (7; 2005, 2008) ... tied Detroit's Calvin Johnson and NYG's Victor Cruz for the NFL lead with 17 receptions of 25+ yards

CLIMBING THE TOP 10

After hauling in 10 receptions against Washington in Week 13 last season, **Fitzgerald** passed Hall of Fame WRs Cris Carter (1,101) and Marvin Harrison (1,102) to move into third place on the NFL's all-time receptions list. Fitzgerald has 1,125 receptions in his career.

NFL All-Time Receptions Leaders

#	Rec	Player	Years	Rec. To Pass
1	1,549	Jerry Rice+	1985-2004	425
2	1,325	Tony Gonzalez	1997-2013	201
3	1,125	Larry Fitzgerald*	2004-	-
4	1,102	Marvin Harrison+	1996-2008	-
5	1,101	Cris Carter+	1987-2002	-
6	1,094	Tim Brown+	1988-2004	-
7	1,089	Jason Witten*	2003-	-
8	1,078	Terrell Owens	1996-2010	-
9	1,076	Anquan Boldin*	2003-2016	-
10	1,070	Reggie Wayne	2001-2014	-

+Hall of Fame Inductee *Active in 2016

Fitzgerald moved up the all-time receiving yardage list in Week 13 as well, passing Andre Johnson (14,185) for 10th place on the NFL's all-time receiving yardage. In Week 16 at Seattle, Fitzgerald passed Reggie Wayne (14,345) for ninth on the NFL's all-time receiving yardage list.

NFL All-Time Receiving Yardage Leaders

#	Yards	Player	Years	Yds To Pass
1	22,895	Jerry Rice+	1985-2004	8,507
2	15,934	Terrell Owens	1996-2010	1,546
3	15,292	Randy Moss	1998-2012	904
4	15,208	Isaac Bruce	1994-2009	820
5	15,127	Tony Gonzalez	1997-2013	738
6	14,934	Tim Brown+	1988-2004	546
7	14,731	Steve Smith Sr.	2001-2016	343
8	14,580	Marvin Harrison+	1996-2008	192
9	14,389	Larry Fitzgerald*	2004-	-
10	14,345	Reggie Wayne	2001-2014	-

+Hall of Fame Inductee *Active

Fitzgerald ranks eighth on the all-time TD receptions list with 104.

NFL Career Leaders—Touchdown Receptions

Rnk	TDs	Player (Years)
1	197	WR Jerry Rice (1985-04)+
2	156	WR Randy Moss (1998-12)
3	153	WR Terrell Owens (1996-10)
4	130	WR Cris Carter (1987-02)+
5	128	WR Marvin Harrison (1996-08)
6t	111	TE Tony Gonzalez (1997-14)
6t	111	TE Antonio Gates (2003-)#
8	104	WR Larry Fitzgerald (2004-)#
9t	100	WR Steve Largent (1976-89)+
9t	100	WR Tim Brown (1988-04)+

+Hall of Fame Inductee #Active



... had an NFL-high 14 receptions of 20+ yards in the fourth quarter or OT ... had seven receptions for 133 yards, including a 73-yard TD @ Was (9/18); 73-yarder marked the 66th TD reception of his career, tying him with Roy Green (1979-90) for the most in franchise history; marked his 27th career 100-yard receiving game, which tied Anquan Boldin (2003-09) for the most in team history ... collected five receptions for 64 yards and a TD @ Sea (9/25); marked his 67th career TD reception, giving him the franchise record for receiving TDs ... had eight catches for 102 yards vs. NYG (10/2), including a 47-yard reception in the third quarter that made the him franchise's all-time leader in receiving yards, surpassing Roy Green (8,497); marked his 28th career 100-yard receiving game, breaking a tie with Anquan Boldin for the most in Cardinals history ... totaled 146 yards on seven receptions and scored two TDs @ Phi (11/13); became the franchise's all-time leader with 70 overall career TDs, passing Roy Green (69, 1979-90); marked his 12th career game with two TD receptions; second TD tied the game at 14 in the fourth quarter, the second straight week he caught a game-tying TD in the fourth quarter; became the third-youngest player in NFL history to reach 70 career receiving TDs, behind only Randy Moss and Hall of Famer Jerry Rice; named NFC Offensive Player of the Week for the first time in his career ... caught three passes for 41 yards and a TD @ SF (11/20); surpassed the 9,000-yard

receiving mark for his career with 18-yard reception in the third quarter; at 28 years, 81 days old, became the second-youngest player in NFL history to reach 9,000 career receiving yards (Randy Moss, 27 years, 310 days) ... totaled a season-high 149 yards and a TD on seven catches vs. SF (12/11); on his 46-yard TD reception in the third quarter, surpassed the 1,000-yard receiving mark for the fifth straight season and sixth time in his career... caught six passes for a team-high 105 yards and a TD @ Cin (12/24); had five receptions for 92 yards in the fourth quarter alone, including a 30-yard TD and a 39-yard catch that set up a FG; TD reception gave him 440 career points scored, which moved him past K Neil O'Donoghue (439, 1980-85) into fourth all-time in franchise history ... recorded a season-high nine receptions for 149 yards vs. Sea (1/12); had three receptions for 46 yards on the game-winning FG drive in OT; moved him over 1,400 yards receiving for the fourth time in his career, making him one of four players in NFL history (Jerry Rice, 6; Randy Moss and Marvin Harrison, 4) with four or more seasons of 1,400+ yards in their career.

2010: After being selected as an offensive captain by his teammates for the second consecutive year, started 15 of 16 games and registered 90 receptions for 1,137 yards and six TDs ... became the first player in NFL history to record 90+ receptions five times in their first seven seasons ... appeared in his fourth consecutive (fifth overall)

FITZGERALD'S TOUCHDOWN SPLITS

Below is a breakdown of **Fitzgerald's** 104 career TD receptions in a number of different categories.

TD Rec. By Opponent

TDs	Opponent
17	LA/Stl Rams
16	San Francisco
11	Seattle
8	Philadelphia
5	Chicago
5	Detroit
4	Tampa Bay
3	Green Bay
3	Houston
3	Indianapolis
3	Jacksonville
3	New England
3	Buffalo
3	Washington
2	Carolina
2	Cincinnati
2	Kansas City
2	Miami
1	Atlanta
1	Cleveland
1	Dallas
1	Minnesota
1	New Orleans
1	NY Giants
1	Oakland
1	San Diego
1	Tennessee

TD Rec. By Quarterback

TDs	Quarterback
39	Kurt Warner
25	Carson Palmer
12	Josh McCown
7	John Skelton
5	Kevin Kolb
5	Matt Leinart
4	Derek Anderson
2	Drew Stanton
1	Max Hall
1	Richard Bartel
1	John Navarre
1	Shaun King
1	Brian St. Pierre

TDs By Quarters

TDs	Quarter
36	2nd
32	4th
23	3rd
13	1st

TD By Days

TDs	Day
97	Sunday
4	Thursday
2	Saturday
1	Monday

TD By Distance

TDs	Distance
31	4-9 yards
21	20-29 yards
20	10-19 yards
18	3 or fewer yards
9	30-59 yards
5	60+ yards

No TDs Against

Team	Gms
Baltimore	3
Denver	3
NY Jets	3
Pittsburgh	3

TD By Season

TDs	Season	TDs	Season	TDs	Season
13	2009	9	2015	6	2016
12	2008	8	2004	4	2012
10	2005	8	2011	2	2014
10	2007	6	2010		
10	2013	6	2006		





Pro Bowl, a franchise record for a WR ... posted his fourth consecutive 1,000-yard receiving season, extending his own franchise record; marked fifth 1,000-yard season of his career, tying Anquan Boldin for the most in franchise history ... became the franchise's all-time receptions leader and moved into second place on the franchise career receiving yardage list, trailing only Roy Green (8,497, 1979-90) ... became the youngest player in NFL history (27 years, 110 days old) to reach 600 career receptions ... became the second youngest player in NFL history to reach 8,000 career receiving yards (Randy Moss, 26 years, 297 days old) ... saw first action after suffering a knee injury in the first preseason game (8/14) and recorded the game-winning TD reception in the season opener @ STL (9/12); dating back to the 2009 regular season, was fourth consecutive game with a TD reception, tying for the third longest streak in franchise history ... totaled 72 yards on six receptions vs. Den (12/12) to

HISTORIC TOTALS

Fitzgerald is one of just seven players in NFL history with 14,000+ receiving yards and 100+ receiving TDs in their career – and the only active player.

NFL Players with 14,000+ Receiving Yards/100+ TDS

Player	Yards	TDs
Jerry Rice+	22,895	197
Terrell Owens	15,934	153
Randy Moss	15,292	151
Tony Gonzalez	15,127	111
Tim Brown+	14,934	100
Marvin Harrison	14,580	128
Larry Fitzgerald	14,389	104
+Hall of Fame Inductee		

ALL-TIME TDS FOR #11

#	Date	Opp	Yds	Quarterback	#	Date	Opp	Yds	Quarterback
1	10/10/2004	@ SF	24	Josh McCown	53	11/8/2009	@ CHI	17	Kurt Warner
2	10/24/2004	SEA	25	Josh McCown	54	11/15/2009	SEA	18	Kurt Warner
3	11/7/2004	@ MIA	2	Josh McCown	55	11/22/2009	@ STL	11	Kurt Warner
4	11/21/2004	@ CAR	21	Shaun King	56	12/6/2009	MIN	34	Kurt Warner
5	12/19/2004	STL	8	Josh McCown	57	12/20/2009	@ DET	1	Kurt Warner
6	12/19/2004	STL	4	Josh McCown	58	12/27/2009	STL	10	Kurt Warner
7	12/26/2004	@ SEA	29	Josh McCown	59	1/3/2010	GNB	3	Brian St. Pierre
8	12/26/2004	@ SEA	29	Josh McCown	60	9/12/2010	@ STL	21	Derek Anderson
9	9/11/2005	@ NYG	1	Kurt Warner	61	9/26/2010	OAK	8	Derek Anderson
10	10/2/2005	SF	17	Josh McCown	62	10/31/2010	TB	3	Max Hall
11	10/9/2005	CAR	26	Josh McCown	63	10/31/2010	TB	5	Derek Anderson
12	10/23/2005	TEN	34	Josh McCown	64	11/21/2010	@ KC	3	Derek Anderson
13	11/13/2005	@ DET	8	Kurt Warner	65	1/2/2011	@ SF	10	John Skelton
14	11/20/2005	@ STL	7	Kurt Warner	66	9/18/2011	@ WAS	73	Kevin Kolb
15	11/27/2005	JAX	5	Kurt Warner	67	9/25/2011	@ SEA	12	Kevin Kolb
16	12/18/2005	@ HOU	12	John Navarre	68	11/6/2011	STL	13	John Skelton
17	12/24/2005	PHI	25	Josh McCown	69	11/13/2011	@ PHI	10	John Skelton
18	1/1/2006	@ IND	25	Josh McCown	70	11/13/2011	@ PHI	7	John Skelton
19	9/24/2006	STL	12	Kurt Warner	71	11/20/2011	@ SF	23	Richard Bartel
20	10/8/2006	KAN	5	Matt Leinart	72	12/11/2011	SF	46	John Skelton
21	12/3/2006	@ STL	11	Matt Leinart	73	12/24/2011	@ CIN	30	John Skelton
22	12/10/2006	SEA	5	Matt Leinart	74	9/23/2012	PHI	37	Kevin Kolb
23	12/24/2006	@ SF	6	Matt Leinart	75	9/30/2012	MIA	3	Kevin Kolb
24	12/31/2006	@ SD	9	Kurt Warner	76	10/14/2012	BUF	9	Kevin Kolb
25	10/7/2007	@ STL	7	Kurt Warner	77	11/4/2012	@ GB	31	John Skelton
26	11/11/2007	DET	1	Kurt Warner	78	9/8/2013	@ STL	4	Carson Palmer
27	11/11/2007	DET	20	Kurt Warner	79	9/8/2013	@ STL	24	Carson Palmer
28	11/18/2007	@ CIN	5	Kurt Warner	80	9/29/2013	@ TB	13	Carson Palmer
29	11/25/2007	SF	28	Kurt Warner	81	10/13/2013	@ SF	75	Carson Palmer
30	11/25/2007	SF	48	Kurt Warner	82	10/27/2013	ATL	10	Carson Palmer
31	12/9/2007	@ SEA	11	Kurt Warner	83	11/17/2013	@ JAX	14	Carson Palmer
32	12/16/2007	@ NO	18	Kurt Warner	84	11/24/2013	IND	4	Carson Palmer
33	12/30/2007	STL	21	Kurt Warner	85	11/24/2013	IND	26	Carson Palmer
34	12/30/2007	STL	6	Kurt Warner	86	12/1/2013	@ PHI	43	Carson Palmer
35	9/7/2008	@ SF	1	Kurt Warner	87	12/8/2013	STL	7	Carson Palmer
36	9/21/2008	@ WAS	62	Kurt Warner	88	10/12/2014	WAS	24	Carson Palmer
37	10/5/2008	BUF	2	Kurt Warner	89	10/26/2014	PHI	80	Carson Palmer
38	10/5/2008	BUF	2	Kurt Warner	90	9/20/2015	@ CHI	8	Carson Palmer
39	10/12/2008	DAL	2	Kurt Warner	91	9/20/2015	@ CHI	28	Carson Palmer
40	11/10/2008	SF	5	Kurt Warner	92	9/20/2015	@ CHI	9	Carson Palmer
41	11/27/2008	@ PHI	1	Kurt Warner	93	9/27/2015	SF	4	Carson Palmer
42	11/27/2008	@ PHI	7	Kurt Warner	94	9/27/2015	SF	8	Carson Palmer
43	12/7/2008	STL	12	Kurt Warner	95	10/11/2015	@ DET	2	Carson Palmer
44	12/21/2008	@ NE	78	Matt Leinart	96	11/1/2015	@ CLE	6	Carson Palmer
45	12/28/2008	SEA	5	Kurt Warner	97	12/27/2015	GB	3	Carson Palmer
46	12/28/2008	SEA	38	Kurt Warner	98	1/3/2016	SEA	17	Carson Palmer
47	9/13/2009	SFO	5	Kurt Warner	99	9/11/2016	NE	3	Carson Palmer
48	9/20/2009	@ JAX	22	Kurt Warner	100	9/11/2016	NE	1	Carson Palmer
49	10/11/2009	HOU	9	Kurt Warner	101	9/18/2016	TB	4	Carson Palmer
50	10/11/2009	HOU	26	Kurt Warner	102	10/6/2016	@ SF	21	Drew Stanton
51	10/18/2009	@ SEA	2	Kurt Warner	103	10/6/2016	@ SF	29	Drew Stanton
52	11/8/2009	@ CHI	11	Kurt Warner	104	1/1/2017	@ LA	5	Carson Palmer



FITZGERALD OFF THE FIELD

Larry Fitzgerald First Down Fund

Larry Fitzgerald and The Larry Fitzgerald First Down Fund support education and recreation for youth, as well as supporting children and families experiencing health challenges. Larry recognizes and appreciates the support he received from his family and the community when he was growing up to enable him to reach his full potential and Larry works tirelessly to provide that support to youth through his charitable work.

Larry and The First Down Fund have received generous support from the Arizona Cardinals and numerous corporate partners. In addition, Larry is humbled and honored that literally thousands of individuals have provided financial support at whatever level they are able to support The First Down Fund.

Larry was honored to receive the 2017 Walter Payton Man of The Year award, the NFL's highest honor recognizing the charitable work of players. Sponsored by Nationwide and the United Way, the award included a substantial gift to Larry's First Down Fund.



During 2016 Larry and the First Down Fund made grants totaling over \$300,000, with more than half of those funds dedicated to programs effectively addressing the reading and technology gap among youth. Larry and the First Down Fund are on pace to far exceed that grantmaking figure in 2017. The 2016 grants included gifts to several impressive programs, including a grant to the St. Paul Promise initiative of Wilder Foundation which successfully serves homeless youth, who not only don't have a home computer, they are pursuing their education without stable housing. Other grants included a grant to Stansfield school in Arizona to purchase a robotics classroom curriculum, Pillsbury House in Minneapolis to support their Reading For Success Program, and a grant to Reading Partners for their Take Reading Home program to provide books to 450 students and their family members, as well as grants to several other impressive programs.

Previously Larry teamed with Lenovo to help provide advanced tablet computer technology to schools in both Minneapolis and Phoenix that serve disadvantaged youth. Larry and Lenovo delivered a total of 1,000 pieces of equipment including tablets, keyboards and portable storage and charging stations that were donated to five schools in Minneapolis and four schools in Phoenix and that will be used for a variety of school needs. The goal of the program is to help disadvantaged students gain have access to the latest technology to support their education and their future.

In prior years, the First Down Fund has made donations after each season to charitable organizations across the country nominated by fans. In recent years, the following organizations received donations as a result of this initiative: Thornydale Elementary of Tucson Arizona, for playground equipment and school supplies, TyREDD, an organization raising awareness about the dangers of drowsy driving, Arthritis Foundation, Weekend Backpack Program of Feedmore in Richmond Virginia, Virginia Tech Relay for Life, Creative States Youth Theater of Arizona, Youth House in Atlanta Georgia, Educational Fund to Stop Gun Violence based in Washington DC, Teen Lifeline of Arizona, PEN in the Classroom, a program of PEN Center USA, Juvenile Diabetes Research Foundation, Camp Kesem at Arizona State University, Johnson County Nebraska CAN, The Guild School and Neuromuscular Center in Spokane Washington, Phoenix Children's Hospital, Autism Speaks, The Kingman AZ Foodbank, Donorschoose.org, Phoenix Youth at Risk, Special Olympics of Minnesota, Starkey Hearing Foundation, Special Olympics of Arizona, Desert Dance Theater, YWCA of Oahu, Hawaii, Parenting with a Purpose, Pinal Council for CASA/Foster, Catholic Charities in Flagstaff, Camp Simcha, Streetlight USA, Operation Homefront of Arizona, the African American Breast Cancer Alliance, the Laura Drier Breast Center at Banner Good Samaritan, Starlight Children's Foundation, the Tempe Community Action Agency, St. Jude's Children's Hospital, the American Cancer Society, the Camp Goodtimes Project, Valley America Red Cross, AZ Girls Golf Program of YWCA, Bethlehem Pennsylvania People Who Care, the American Foundation For Suicide Prevention, the West Valley Child Crisis Center, Laura Drier Breast Center at Banner Good Samaritan, Starlight Children's Foundation Arizona, Peoria Parks District, Ryan House, Phoenix Children's Hospice, Tempe Community Action Agency, St. Jude's Children's Hospital, Camp Goodtimes Project, Muscular Dystrophy Association, Valley American Red Cross, AZ Girls Golf Program of YWCA, Bethlehem Pennsylvania People Who Care, AZ Southwest Human Development, AZ Phoenix Children's Hospital, American Foundation For Suicide Prevention, West Valley Child Crisis Center, Technology Student Association, Horizons Youth Program at Sabathani Community Center, Pillsbury United Communities.

Annually Larry makes a donation to Plano Child Development Center, which provides vision care to children who otherwise would not have access to it. Plano was founded by Larry's late grandfather, Dr. Robert Johnson. Larry has also made donations to Thornydale YWCA, Make-A-Wish Arizona and Big Brothers Big Sisters AZ, and the Southside Minneapolis Boys & Girls Club. In previous years the Larry Fitzgerald First Down Fund distributed funds to the Southern Arizona American Red Cross for wildfire relief. According to the Red Cross the donation prevented 10 families from becoming homeless. The Larry Fitzgerald First Down Fund has also distributed funds to the Jerry Gamble Boys & Girls Club in North Minneapolis for summer youth programming, the Boys and Girls Club of Metropolitan Phoenix for summer youth programming, Big Brothers Big Sisters of Central Arizona for summer youth programming, Horizons Youth Program at Sabathani Community Center in Minneapolis for summer youth programming, Minnesota Helps - North Minneapolis Recovery Fund to help families affected by the tornado, and Martin Luther King Jr. Park in Minneapolis for a summer film series. Larry also donated a computer lab to Horizons Youth program, which was leveraged by the organization to establish a computer lab open to the entire community. Larry has also made several donations to the foundations established by other NFL athletes.

Larry has also made numerous donations to organizations he has relationships with in the community, including Phoenix Children's Hospital, Phoenix Children's Hospital Camp Rainbow, Treasure House, as well as supporting the efforts of his NFL colleagues with donations to the Patrick Peterson Foundation for Success, the Anquan Boldin Foundation, the Eric Dickerson Foundation, and the Drew Brees Foundation.



FITZGERALD OFF THE FIELD

Breast Cancer Awareness

One of the causes closest to Larry's heart is breast cancer research and prevention. The Carol Fitzgerald Memorial Fund was established in honor of Larry's late mother who passed away from breast cancer in 2003. The Fund supports causes that Larry's mother held close to her heart, such as the education of urban youth on HIV/AIDS and breast cancer issues.

Larry has been honored as the recipient of the NFL Players Association Georgetown Lombardi Award, which was established to honor a leader in the sports industry whose life and family have been touched by cancer, and who encourages cancer research, prevention and treatment through awareness and philanthropy. The award is given jointly by the NFL Players Association and the Georgetown Lombardi Comprehensive Cancer Center in Washington, DC.

Over the past several seasons, Larry has proved a key figure in the NFL's annual Breast Cancer Awareness Month in October, using his play on the field and his popularity on social media to earn funds to help raise awareness for breast cancer research. In each of the past several years, Fitzgerald donated thousands of dollars based on his receptions and touchdowns during the month of October. Larry has donated hundreds of thousands of dollars to organizations engaged in support of breast cancer survivors and breast cancer research. The following organizations have received significant donations as a result of this initiative: The National Breast Cancer Foundation, the American Cancer Society, African American Breast Cancer Alliance, and Sistas of AZ Pink 365 campaign providing free mammograms.

Humanitarian Travel

During the last few years, Larry has taken part in humanitarian trips during the offseason.

- Larry traveled to Ethiopia and Senegal with Oxfam America, and friends Anquan Boldin and Roddy White, to support economic development projects and raise awareness about needs in those countries. Among the projects they worked on were a community garden that provides food to the community and a means of economic self-sufficiency, irrigation systems, and support of a farm project that teaches methods for growing trees and crops when there is a shortage of water.
- Larry is also a tireless volunteer the Starkey Hearing Foundation, an international relief group dedicated to provide hear aids and hearing health awareness to those less fortunate and also supporting research and education. Larry has traveled to several countries with Starkey Hearing Foundation to fit children with hearing aids, including the Congo, the Philippines, Malaysia, Thailand and India. Larry has also joined with Pros for Africa and the Starkey Hearing Foundation on trips to Uganda and Rwanda to bring over 22,000 hearing aids to people with no way to afford them.

Youth Football Initiatives

Larry teamed up with Riddell to donate 1000 state of the art youth football helmets, as well as training, to outfit the entire Minneapolis Parks and Recreation youth football program where Larry first played football as a young child. The First Down Fund refurbished a basketball court at the park in Minneapolis where Larry first played football and basketball. He has previously donated football equipment and holiday gifts to the park. In addition Larry volunteered his time to serve as the national spokesman for USA Football's Protection Tour, promoting proper technique and protective equipment.

Larry has also hosted a youth football camp in Minnesota and in Arizona for several years. Every year scholarship slots are funded by Larry so that underprivileged youth can attend. The camps provided boys and girls ages 7-14 the opportunity to learn fundamentals from Fitzgerald and other NFL players and coaches.

Supporting the Military

Having had a number of family members serve in the Armed Forces, Larry has long been a big supporter of the United States Armed Forces. In 2014, Fitzgerald was selected as the Cardinals nominee for the fourth annual "Salute to Service" award presented by USAA. Each NFL team nominated one player, coach or front office member who demonstrates an exemplary commitment to honoring and supporting the military community.

- In October of 2014, Fitzgerald held a free, two-day ProCamp for 130 military children at Luke Air Force Base in Arizona. At the camp, Fitzgerald joined local coaches in helping teach the children the fundamentals of football, including route-running and catching passes. The camp supported the Defense Department's Healthy Base Initiative, which helps service members, their families and DOD civilians live healthier lives through nutrition and fitness. It was the second ProCamp Fitzgerald participated in in 2014, having also joined a group of NFL players who helped at a camp at the Schofield Barracks in O'ahu, Hawaii in January.
- Larry joined EAS on a promotion for the Semper Fi Fund. He did numerous interviews to raise awareness for the "Views for Vets" Semper Fi Fund initiative. For every click on the funds website, donations were made that raised immediate financial support for injured and critically ill members of the United States Armed Forces.
- Twice in his career, Larry has joined other NFL players on week-long NFL/USO tours of Iraq and Afghanistan, spending several days meeting with troops deployed to the Persian Gulf. Larry has visited numerous bases and met with thousands of troops, taking pictures, signing autographs and participating in "football roundtables," where troops were able to ask the players questions. During one trip they also met up with a group of Navy SEALs and were challenged to compete against a number of top SEALs in the obstacle training course.



GIVING THE DIVISION FITZ

WR **Larry Fitzgerald** is the only active NFL player who has at least 1,700 career receiving yards against a single opponent - and he has surpassed that total against all three of the Cardinals NFC West rivals.

NFL Leaders – Career Receiving Yards vs. Single Opponent (Active)

Rnk	Player (Team)	Yds	Opponent
1	Larry Fitzgerald (Arizona)	2,067	San Francisco
2	Larry Fitzgerald (Arizona)	1,890	LA/St. Louis Rams
3	Larry Fitzgerald (Arizona)	1,790	Seattle
4	Anquan Boldin (Detroit)	1,644	LA/St. Louis Rams
5	Jason Witten (Dallas)	1,618	Philadelphia

In NFL history only Jerry Rice (175 vs. Falcons; 166 vs. Rams) has more receptions against any single opponent than Fitzgerald has against either the Rams or 49ers.

NFL History – Receptions vs. Single Opponent

Rnk	Player	Rec	Opponent	Gms
1	Jerry Rice	175	Falcons	30
2	Jerry Rice	166	Rams	32
3	Larry Fitzgerald	158	Rams	25
4	Larry Fitzgerald	154	49ers	26
5	Jason Witten	149	Eagles	27

Fitzgerald has more TD receptions vs. the Rams (17) than any other active player has against any single opponent. In fact, only three players in NFL history have more career receiving TDs vs. a single opponent than Fitzgerald has against the Rams.

NFL History – TD Receptions vs. Single Opponent

Rnk	Player	TDs	Opponent	Gms
1	Jerry Rice	25	Falcons	30
2	Jerry Rice	20	Rams	32
3	Bob Hayes	19	Giants	16
4	Don Hutson	18	Rams	18
5t	Larry Fitzgerald	17	Rams	26
5t	Art Powell	17	Broncos	14
5t	Wesley Walker	17	Dolphins	18

Fitzgerald has 2,067 yards in his career vs. San Francisco. In NFL history, only Jerry Rice had more receiving yards against a single opponent.

NFL History – Receiving Yards vs. Single Opponent

Rnk	Player (Years)	Yds	Opponent
1	Jerry Rice (1985-2004)	2,731	Atlanta
2	Jerry Rice (1985-2004)	2,551	St. Louis/L.A.
3	Larry Fitzgerald (2004-)	2,067	San Francisco
4	Reggie Wayne (2002-2014)	2,028	Jacksonville
5	Jerry Rice (1985-2004)	2,025	New Orleans

surpass Anquan Boldin (586, 2003-09) as the franchise all-time receptions leader; with 72 yards receiving moved past Jackie Smith (7,918, 1963-77) into second place on the franchise career receiving yardage list ... registered nine receptions for 125 yards @ Car (12/19) to surpass 600 career receptions; accounted for five of the Cardinals six longest plays of the game (receptions of 14, 15, 17, 20 and 41 yards) ... registered one reception vs. Dal (12/25), a 26-yard catch that converted a 4th-n-15 from the AZ 19 with just over a minute to play in the game, extending a drive that resulted in a game winning FG.

2009: Selected as a team captain, started all 16 regular season games for the second straight season and for the fourth time in his career ... earned his fourth Pro Bowl selection after establishing a career-high and tying for the league lead with 13 receiving TDs ... became the first player in franchise history to record 10+ TDs in three consecutive seasons ... selected to the Sporting News All-Pro team and to the Associated Press All-Pro second team

... ranked second in the NFC in receptions (97) ... registered fourth 1,000-yard receiving season of his career and his third straight, becoming the first player in franchise history with three straight 1,000-yard receiving seasons; joined Anquan Boldin (5) as the only receivers in team history with at least four 1,000-yard seasons ... recorded 71 yards receiving in the season opener vs. SF (9/13) to surpass 6,000 career yards, becoming the second youngest receiver in NFL history to reach the milestone (26 years, 13 days) ... registered one TD @ Jax (9/20) to mark the eighth consecutive game with a TD dating back to the 2008 regular and postseason ... tied career-high with 13 receptions (13, @ NYG, 9/11/05) for 100 yards and one TD @ Sea (10/18); marked 51st TD of his career, tying Ottis Anderson and John David Crow for third-highest total in franchise history ... recorded one TD on seven receptions for 73 yards vs. Sea (11/15); moved past Mel Gray (6,644, 1971-82) for fifth place on the franchise receiving yardage list ... totaled four receptions



1,000 FOR THE EIGHTH TIME

Fitzgerald recorded 1,023 receiving yards in 2016, marking his eighth career 1,000-yard campaign. In NFL history, just five players have more: Jerry Rice (14), Randy Moss (10), Tim Brown (9), Terrell Owens (9) and Jimmy Smith (9). Fitzgerald's eight 1,000-yard seasons are also a team record.

Franchise Record – Seasons with 1,000+ Receiving Yards

Rnk	Player (Years)	Seasons
1	Larry Fitzgerald (2004-16)	8
2	Anquan Boldin (2003-09)	5
3	Roy Green (1979-90)	3
4t	David Boston (1999-02)	2
4t	Rob Moore (1995-99)	2
4t	Sonny Randle (1959-66)	2
4t	Frank Sanders (1995-02)	2
4t	J.T. Smith (1985-90)	2

@ Ten (11/29) to eclipse 500 in just his 87th career game, becoming the second-fastest receiver (in terms of games played) in NFL history to reach the mark (Anquan Boldin-80 games) ... registered a team-high eight receptions for a season-high 143 yards and one TD vs. Min (12/6); second quarter TD reception gave him 10 TDs on the season, making him the first player in franchise history to record 10+ TDs in three consecutive seasons (10-2007, 12-2008) ... recorded three receptions for 17 yards and one TD in the regular season finale vs. GB (1/3/10) to set a single season career-high of 13 TDs (third most in franchise history), surpassing his old career-high of 12 TDs set in 2008; moved into third place on the franchise career receptions list (523), passing Roy Green (522, 1979-90) ... registered 82 yards on six receptions with two TDs vs. GB (1/10/10) in the Wild Card matchup; had more receiving yards (628) in his first five postseason games than any player in NFL history, passing Randy Moss

(584); had at least one TD reception in five consecutive postseason games, tying the third longest streak in NFL postseason history (John Stallworth-8, David Givens-7); marked ninth TD reception in fifth postseason game, an NFL record for a player in their first five postseason games ... registered a team-high 77 receiving yards on six receptions @ NO (1/16/10); recorded at least six receptions in all six career postseason games.

2008: Started all 20 games in 2008, recording 11 100-yard receiving games and for the second straight year, led the NFC with 96 receptions and a career-best 1,431 receiving yards with 12 TDs during the regular season ... earned first selection to the Associated Press All-Pro Team ... became the first player in NFL history with four consecutive 100+ yard receiving games in a single postseason ... recorded third straight 100-yard receiving game with 122 yards on eight receptions @ NYJ (9/28); joined Anquan Boldin (10 rec., 119 yds.) to mark the second time in three weeks that both eclipsed 100 yards receiving in the same game; Steve Breaston added 122 yards on nine receptions to mark only the second time in franchise history that three receivers went over 100 yards receiving in the same game (last happened on 11/10/68 vs. Pit) ... with Boldin injured, stepped up to tie for the team lead with seven receptions for 52 yards and hauled in two TDs vs. Buf (10/5); in 65th career game, reached 5,000 career receiving yards, tying WR Isaac Bruce as the seventh-fastest receiver in league history to reach the milestone ... with five receptions for 71 yards vs. NYG (11/23) he surpassed 400 career receptions, becoming the youngest receiver in NFL history (25 years, 119 days) to reach the milestone; eclipsed 1,000 receiving yards on the season to become the third WR in franchise history with three 1,000-yard seasons (Boldin-4 and Roy Green-3); marked the second time he and Boldin have each gone over 1,000 yards in the same season (2005) and third time in franchise history that two receivers have eclipsed 1,000 yards ... had 130 yards on five receptions and two TDs vs. Sea (12/28) to establish a then career-high of 12 TDs on the season; 46th career TD passed Mel Gray (1971-

THE YOUNG ONE



WR **Larry Fitzgerald** entered Week 13 of the 2016 season with 1,096 career receptions and caught 10 passes vs. Washington, giving him 1,106 receptions for his career. At 33 years, 95 days old, Fitzgerald became the youngest player in NFL history to reach 1,100 career receptions.

NFL Record – Youngest to 1,100 Receptions

Rnk	Player	Age
1	Larry Fitzgerald	33 years, 95 days
2	Tony Gonzalez	35 years, 238 days
3	Jerry Rice	36 years, 26 days
4	Marvin Harrison	36 years, 125 days
5	Cris Carter	37 years, 20 days

Fitzgerald reached 1,100 career receptions three weeks after he became the third-youngest player in NFL history to reach 14,000 career receiving yards.

NFL Record – Youngest to 14,000 Receiving Yards

Rnk	Player	Age
1	Randy Moss	32 years, 275 days
2	Jerry Rice	33 years, 16 days
3	Larry Fitzgerald	33 years, 74 days
4	Andre Johnson	34 years, 162 days
5	Terrell Owens	35 years, 13 days



POSTSEASON PERFORMER

During the 2008 postseason, WR **Larry Fitzgerald** had the most prolific playoff run of any wide receiver in NFL history. He shattered NFL records for receiving yards in a single postseason (546), receptions (30) and TDs (7). Fitzgerald recorded four 100-yard games in the postseason as well, a new NFL record for consecutive games with 100-yards receiving.

In Arizona's Divisional matchup vs. Green Bay in 2015, Fitzgerald looked just as dominant. He caught eight passes for 176 yards and scored the game-winning TD in the Cardinals OT victory over the Packers. His 176 receiving yards set a new franchise postseason record. Fitzgerald surpassed his own franchise record of 166 yards at Carolina (1/10/09) in the 2008 Divisional round.

Fitzgerald is the only player in NFL history to average at least 100+ receiving yards and a TD in every game played in the postseason.

Fitzgerald has more receiving yards (942) than any player in NFL history through his first nine career postseason games.



Receiving Yards In First 9 Postseason Games - NFL History

Rnk	Yds	Player, Years
1	942	Larry Fitzgerald, Arizona (2008-15)
2	856	Steve Smith, Sr., Carolina (2003-13)
3	847	Jerry Rice, San Francisco (1985-89)
4	781	Michael Irvin, Dallas (1991-94)
5	759	Isaac Bruce, St. Louis (1999-04)

The Green Bay game marked Fitzgerald's fifth career 100-yard game in the playoffs. Only Jerry Rice (8) and Michael Irvin (6) have more 100-yard receiving games in the postseason than Fitzgerald.

100-Yard Receiving Games In The Postseason - NFL History

Rnk	Player (Teams)	Gms
1	Jerry Rice (San Fran/Oakland)	8
2	Michael Irvin (Dallas)	6
3t	Larry Fitzgerald (Arizona)	5
3t	Andre Reed (Buffalo)	5
3t	John Stallworth (Pittsburgh)	5
3t	Hines Ward (Pittsburgh)	5

Fitzgerald has 150+ receiving yards in three postseason games in his career. He is the only player in NFL history with at least three games of 150+ receiving yards in the playoffs.

NFL Postseason History – Games with 150+ Receiving Yards

Rnk	Player	150+
1	Larry Fitzgerald	3
2t	Jerry Rice	2
2t	Fred Biletnikoff	2
2t	Steve Smith, Sr.	2

Fitzgerald and Hall of Fame WR Fred Biletnikoff (2 straight in 1968) are the only players in NFL history with 150+ receiving yards in back-to-back postseason games.

Fitzgerald is one of just seven players in NFL history with at least 10 TD receptions in the postseason. Only Hall of Fame WRs Jerry Rice (22) and John Stallworth (12) have more TD receptions in the postseason. Of the seven players in NFL history that have at least 10 career TD receptions in the postseason, only Fitzgerald (9) has played in fewer than 15 career playoff games.

Career TD Receptions In The Postseason - NFL History

Rnk	TDs	Player	Gms
1	22	Jerry Rice	29
2	12	John Stallworth	17
3t	10	Larry Fitzgerald	9
3t	10	Fred Biletnikoff	18
3t	10	Antonio Freeman	16
3t	10	Randy Moss	15
3t	10	Hines Ward	18



HITTING 100

WR **Larry Fitzgerald** has gone over 100 yards receiving a franchise record 42 times in his career.

Franchise Record—Career 100-Yard Receiving Games

100-G	Player (Years)
42	Larry Fitzgerald (2004-)
27	Anquan Boldin (2003-09)
22	Jackie Smith (1963-77)
20	Roy Green (1979-90)
18	Rob Moore (1995-01)

82) for third most in franchise history ... in his playoff debut, recorded 101 yards on six receptions including a 42-yard TD on a flea flicker vs. Atl (1/3/09) that was the fourth longest pass play in Arizona postseason history ... established a new franchise record for receiving yards in a postseason game with 166 on eight receptions and one TD @ Car (1/10/09) ... tied the NFL postseason record for most TDs in a game by scoring a career-best three TDs in the first half and registered 152 receiving yards vs. Phi (1/18/09), establishing a new NFL record for receiving yards in a single postseason with 419, surpassing the 409 yards that Jerry Rice amassed in the 1988 playoffs with San Francisco ... tied a Super Bowl record with two TDs on seven receptions for 127 yards vs. Pit (2/1/09); dating back to the regular season he totaled over 100 receiving yards in a career-high six straight games.

2007: Started all 15 games played and was selected as a starter for second career Pro Bowl (2005) after finishing the season atop the NFC in receptions (100) and receiving yards (1,409); receiving yards tied his own career best set in 2005 for the fourth-most in franchise history; along with Anquan Boldin, became the first teammates in NFL history to record performances of 11+ catches and 160+ receiving yards in consecutive weeks (Boldin, 13 for 162 and 2 TDs vs. Atl 12/23; Fitzgerald 11 for 171 and 2 TDs vs. StL 12/30) ... recorded first 100-yard receiving game of the season and 10th of his career, catching a game-high 10 passes for 120 yards and recovering a Jeff Reed outside kick vs. Pit (9/30) ... for the eighth straight week led team in receptions with nine for a season-high 156 yards and two TDs including a 48-yard hail mary to end the first half vs. SF (11/25); surpassed 1,000 receiving yards on the season for the second time in his career (1,409 in 2005); by doing it in 11 games became the second-fastest Cardinal receiver to reach the mark; passed Larry Centers (29, 1990-98) to record the most TDs by a Cardinal (30) since the team moved to Arizona in 1988 ... after being limited in practice for second straight week, recorded an 18-yard TD reception @ NO (12/16) to give him at least one in five consecutive games ... set franchise record with 136 receiving yards in the first half and went on to register a season-best 11 receptions for 171 yards (13th career 100+ yard game, fourth of 2007) and two TDs vs. StL (12/30); teamed with Edgerin James (102) and Kurt Warner (300) to become the first trio to record at least 100-yards receiving, 100-yards rushing and 300-yards passing in the same game since 10/7/84 @ Dal when Neil Lomax (354), Roy Green (189) and Otis Anderson (110) achieved the feat; total of 10 TDs on the season tied his previous career-best, set in 2005.

2006: With 946 yards on 69 catches (six TDs), he finished just shy of his second career 1,000-yard season despite missing three starts due to injury ... for the second year in a row, opened the season with over

100 yards receiving after hauling in nine passes for 133 yards vs. SF (9/10) ... starting his 37th straight game, caught two passes for 15 yards, including a five-yard TD reception to give the Cardinals an early 14-0 lead before leaving in the second quarter with a hamstring injury vs. KC (10/8) ... inactive for the first time in his NFL career with a hamstring injury vs. Chi (10/16) on Monday Night and had to miss the next three contests ... while recording his ninth career 100-yard game, set a new career-high with 172 yards on 17 receptions @ Min (11/26); his 172 yards were the highest in the NFL in Week 12 and with Anquan Boldin's 140 yards marked the fifth time that the duo both finished a game with over 100 yards receiving; 11 receptions also put him over 200 career receptions (205) ... led the team with 77 yards on five catches vs. Den (12/17); eclipsed the 3,000-yard receiving mark for his career ... for the second game in a row, led the Cardinals with 93 receiving yards on four catches, including a six-yard TD @ SF (12/24).

2005: Set a new franchise record for receptions in a season with 103 in his second season ... recorded a career-high 13 receptions for 155 yards and one TD in the season opener @ NYG (9/11) ... had his second consecutive 100-yard receiving day vs. Car (10/9), hauling in nine receptions for 136 yards and one TD ... posted his fourth 100-yard game of the season after grabbing eight passes for 102 yards vs. Sea (11/6) ... had his fifth 100-yard receiving game and his second consecutive @ Det (11/13) after hauling in nine passes for 141 yards, including an eight-yard TD pass from Kurt Warner ... recorded four receptions for 41 yards and fell one yard shy of breaking 1,000 yards on the season vs. Jax (11/27); added a five-yard TD reception from Warner to put the Cardinals within seven points with just under three minutes remaining in the game ... surpassed 1,000 yards on his first reception of the day @ SF (12/4) and finished the afternoon with eight receptions for 129 yards ... totaled six catches for 85 yards and one TD @ Hou (12/18) and became only the sixth player in team history to record more than 90 receptions in a single season ... set a new team record for receptions in a season with 103 for 1,409 yards after posting six receptions for 80 yards @ Ind (1/1/06) ... along with Boldin, the duo became only the third pair of teammates in NFL history to post 1,400+ receiving yards in a season and the third set to record over 100 receptions in the same season.

2004: The Cardinals first-round selection in the 2004 Draft (third overall), led the team and finished second among NFL rookies in receiving with 58 receptions for 780 yards and eight TDs ... in his first career start @ StL (9/12), caught nine passes for a team-high 70 receiving yards; opened the game with a 37-yard flea flicker reception from Josh McCown which was the longest offensive play of the game for either team ... had a team-high five receptions for 94 yards and scored his first career TD, a 24-yard pass from McCown @ SF (10/10) ... recorded a 39-yard reception on the second play of the game en route to four receptions for a team-high 73 yards vs. Sea (10/24); attempted a pass on the first play of the game but was sacked for a loss of seven yards; recorded a 25-yard TD grab on the Cardinals second drive of the game, putting the Cards on the board first with a 7-0 lead ... did not record a reception for the first time all season @ Buf (10/31); in the windy conditions the Cardinals completed only nine passes ... tied Boldin for receptions with five for 92 yards @ Mia (11/7); four of those receptions came for 84 yards in the fourth quarter; set up a five-yard Emmitt Smith TD run after connecting with McCown for a 32-yard gain; caught a 48-yard pass from



McCown to put the Cardinals on the Miami three yard-line with 1:07 remaining and four plays later tied the score at 23 with a two-yard TD reception with 19 seconds remaining; Neil Rackers extra point gave the Cardinals a 24-23 lead to win the game; his 48-yard reception at Miami was the team's longest all season ... snagged two 29-yard TD passes from McCown in the fourth quarter @ Sea (12/26) to put the Cardinals within three points; finished the game with four receptions for 70 yards ... became the first Cardinals receiver since the 1970 NFL/AFL Merger to catch two TD passes in consecutive games.

COLLEGE:

Attended prep school at Valley Forge (PA) Military Academy after his senior year of high school ... eligible for the 2004 NFL Draft since three years had passed since his high school class graduated ... one of the most decorated receivers in Big East Conference history ... a Heisman Trophy finalist in 2003, finished second to Oklahoma QB Jason White by just 128 points (1,481-1,353) ... Walter Camp Player-of-the-Year, Biletnikoff Award winner and Columbus Touchdown Club Player of the Year ... unanimous All-America selection as a sophomore at University of Pittsburgh ... in just 26 games with the Panthers, caught 161 passes for 2,677 yards (16.6-yard avg.) and 34 TDs ... his 34 receiving scores broke the school career record of 30 set by Antonio Bryant (1999-2001) ... ranks fifth in school history in receptions, sixth in receiving yards ... set school record with at least one TD catch in 16 consecutive games ... first player in school history with back-to-back 1,000-

yard seasons receiving ... his 14 games with at least 100 yards receiving broke the previous Panthers all-time record of 13 set by Bryant ... had his No. 1 jersey retired at Pittsburgh in September 2013, becoming the ninth player in school history to have his jersey retired ... posted 35 receptions for 420 yards and seven TDs in six games at Valley Forge Military Academy.

PERSONAL:

Two-time All-State and prep All-America receiver at Academy of the Holy Angels (Minneapolis, MN) High School ... recorded 73 receptions for 1,254 yards (17.2 yard avg.) and 17 TDs as a senior, and had 54 catches for 1,347 yards (24.9 yard avg.) with 12 TDs and 10 consecutive 100-yard receiving games as a junior ... also a three-year defensive starter, playing free safety as a senior and OLB as a junior and sophomore ... lettered twice in basketball and once in track ... studied in the College of Arts and Sciences at Pittsburgh ... father, Larry Sr., played football at Indiana State from 1975-77 and is currently the sports editor for the Minnesota Spokesman-Recorder ... his mother, Carol, passed away in April of 2003 after a seven-year bout with cancer; Larry keeps her driver's license in his wallet next to his own ... younger brother, Marcus, played WR at Marshall from 2004-07 ... following the 2013 season, was named to the USA Football All-Fundamentals Teams, one of 26 players (11 offense, 11 defense, 4 special teams) honored for exemplary football techniques for youth players to emulate ... earned a degree in Communications from University of Phoenix in May of 2016.

FITZ AT 104 TOUCHDOWNS IN HIS CAREER

With his second TD catch in the 2016 season opener, WR **Larry Fitzgerald** reached 100 TD receptions for his career. He became one of just 10 players in NFL history to reach 100 career TD receptions. Fitzgerald finished the 2016 season with six TD receptions and now has 104 in his career.

NFL Career Leaders—Touchdown Receptions

Rnk	TDs	Player (Years)
1	197	WR Jerry Rice (1985-04)+
2	156	WR Randy Moss (1998-12)
3	153	WR Terrell Owens (1996-10)
4	130	WR Cris Carter (1987-02)+
5	128	WR Marvin Harrison (1996-08)
6t	111	TE Tony Gonzalez (1997-14)
6t	111	TE Antonio Gates (2003-)#
8	104	WR Larry Fitzgerald (2004-)#
9t	100	WR Steve Largent (1976-89)+
9t	100	WR Tim Brown (1988-04)+
+Hall of Fame Inductee		#Active Players



Fitzgerald is one of six players in NFL history to score 100+ receiving TDs with a single team. He and Chargers TE Antonio Gates are the only active players to do so. The other four are all in the Pro Football Hall of Fame.

NFL Players to Score 100+ TD with One Team

Player	Team	TDs
Jerry Rice+	San Francisco	176
Marvin Harrison+	Indianapolis	128
Antonio Gates#	San Diego	111
Cris Carter+	Minnesota	110
Larry Fitzgerald#	Arizona	104
Steve Largent+	Seattle	100
+Hall of Fame Inductee	#Active Players	

Including postseason, Fitzgerald's 114 career TD receptions rank as the seventh-best total in NFL history behind Jerry Rice (219), Randy Moss (166), Terrell Owens (158), Cris Carter (138), Marvin Harrison (130) and Tony Gonzalez (115).



FITZGERALD CAREER STATS

Year	Team	GP/GS	Receiving		Avg	Lg	TD
			Rec	Yds			
2004	Ariz	16/16	58	780	13.4	48	8
2005	Ariz	16/16	*103	1,409	13.7	47	10
2006	Ariz	13/13	69	946	13.7	57	6
2007	Ariz	15/15	100	1,409	14.1	48t	10
2008	Ariz	16/16	96	1,431	14.9	78t	*12
2009	Ariz	16/16	97	1,092	11.3	34t	*13
2010	Ariz	16/15	90	1,137	11.4	41	6
2011	Ariz	16/16	80	1,411	17.6	73t	8
2012	Ariz	16/16	71	798	11.2	37t	4
2013	Ariz	16/16	82	954	11.6	75t	10
2014	Ariz	14/13	63	784	12.4	80t	2
2015	Ariz	16/16	109	1,215	11.1	44	9
2016	Ariz	16/16	*107	1,023	9.6	32	6
Total		202/200	1,125	14,389	12.8	80t	104

* Led NFL

Single Game Highs:

Receptions: 13, twice, last @ Seattle, 10/18/09; **Receiving Yards:** 172, @ Minnesota, 11/26/06; **TDs:** 3, @ Chicago, 9/20/15; **Long Reception:** 80t, vs. Philadelphia, 10/26/14; **Long TD Reception:** 80, vs. Philadelphia, 10/26/14.

Additional Stats:

Rushing: Career: 20-68; 2015: 2-5; 2013: 2-8; 2005: 8-41; 2004: 8-14. **Passing:** Career: 0-2; 2016: 0-1; 2013: 0-1.

FITZGERALD POSTSEASON STATS

Year	Team	GP/GS	Receiving		Avg	Lg	TD
			Rec	Yds			
2008	Ariz	4/4	30	546	18.2	64t	7
2009	Ariz	2/2	12	159	13.3	33t	2
2014	Ariz	1/1	3	31	10.3	14	0
2015	Ariz	2/2	12	206	17.2	75	1
Total		9/9	57	942	16.5	75	10

Postseason Single Game Highs:

Receptions: 9, vs. Philadelphia, 1/18/09; **Receiving Yards:** 176, vs. Green Bay, 1/16/16; **TDs:** 3, vs. Philadelphia, 1/18/09; **Long Reception:** 75, vs. Green Bay, 1/16/16; **Long TD Reception:** 64, vs. Pittsburgh (SB XLIII), 2/3/09.

FITZGERALD GAME-BY-GAME STATS

2016							2015						
Date	Opp	GP/GS	Rec	Yds	Lg	TD	Date	Opp	GP/GS	Rec	Yds	Lg	TD
Sept. 11	NE	1/1	8	81	21	2	Sept. 13	NO	1/1	6	87	29	0
Sept. 18	TB	1/1	5	77	25	1	Sept. 20	@ Chi	1/1	8	112	28t	3
Sept. 25	@ Buf	1/1	7	60	13	0	Sept. 27	SF	1/1	9	134	23	2
Oct. 2	LAR	1/1	5	62	15	0	Oct. 4	STL	1/1	7	99	22	0
Oct. 6	@ SF	1/1	6	81	29t	2	Oct. 11	@ Det	1/1	5	58	26	1
Oct. 17	NYJ	1/1	6	49	12	0	Oct. 18	@ Pit	1/1	8	93	44	0
Oct. 23	SEA	1/1	9	70	19	0	Oct. 26	BAL	1/1	3	39	16	0
Oct. 30	@ Car	1/1	10	74	11	0	Nov. 1	@ Cle	1/1	9	84	16	1
Nov. 13	SF	1/1	12	132	32	0	Nov. 15	@ Sea	1/1	10	130	22	0
Nov. 20	@ Min	1/1	6	63	16	0	Nov. 22	CIN	1/1	8	90	20	0
Nov. 27	@ Atl	1/1	4	53	18	0	Nov. 29	@ SF	1/1	10	66	11	0
Dec. 4	WAS	1/1	10	78	23	0	Dec. 6	@ StL	1/1	8	55	23	0
Dec. 11	@ Mia	1/1	3	12	8	0	Dec. 10	MIN	1/1	5	41	17	0
Dec. 18	NO	1/1	7	57	13	0	Dec. 20	@ Phi	1/1	3	43	20	0
Dec. 24	@ Sea	1/1	4	31	16	0	Dec. 27	GB	1/1	4	29	12	1
Jan. 1	@ LAR	1/1	5	43	22	1	Jan. 3	SEA	1/1	6	55	17t	1
Total		16/16	107	1,023	32	6	Total		16/16	109	1,215	44	9
							Jan. 16	GB	1/1	8	176	75	1
							Jan. 24	@ Car	1/1	4	30	13	0
							Postseason		2/2	12	206	75	1



FITZGERALD GAME-BY-GAME STATS

Receiving

2014

Date	Opp.	GP/GS	No	Yds	Long	TD
Sept. 8	SD	1/1	1	22	22	0
Sept. 14	@ NYG	1/1	6	51	17	0
Sept. 21	SF	1/1	3	34	24	0
Oct. 5	@ Den	1/0	3	57	33	0
Oct. 12	WAS	1/1	6	98	24t	1
Oct. 19	@ Oak	1/1	4	21	7	0
Oct. 26	PHI	1/1	7	160	80t	1
Nov. 2	@ Dal	1/1	5	70	31	0
Nov. 9	STL	1/1	9	112	18	0
Nov. 16	DET	1/1	2	33	22	0
Nov. 23	@ Sea	Inactive – Knee				
Nov. 30	@ Atl	Inactive – Knee				
Dec. 7	KC	1/1	4	34	13	0
Dec. 11	@ StL	1/1	7	30	16	0
Dec. 21	SEA	1/1	4	33	16	0
Dec. 28	@ SF	1/1	2	29	21	0
Total		14/13	63	784	80t	2
Jan. 3	@ Car	1/1	3	31	14	0

2012

Date	Opp.	GP/GS	No	Yds	Long	TD
Sept. 9	SEA	1/1	4	63	23	0
Sept. 16	@ NE	1/1	1	4	4	0
Sept. 23	PHI	1/1	9	114	37t	1
Sept. 30	MIA	1/1	8	64	13	1
Oct. 4	@ StL	1/1	8	92	29	0
Oct. 14	BUF	1/1	6	93	28	1
Oct. 21	@ Min	1/1	4	29	16	0
Oct. 29	SF	1/1	5	52	16	0
Nov. 4	@ GB	1/1	6	74	31t	1
Nov. 18	@ Atl	1/1	1	11	11	0
Nov. 25	STL	1/1	3	31	13	0
Dec. 2	@ NYJ	1/1	1	23	23	0
Dec. 9	@ Sea	1/1	1	2	2	0
Dec. 16	DET	1/1	4	22	13	0
Dec. 23	CHI	1/1	8	111	24	0
Dec. 30	@ SF	1/1	2	13	7	0
Total		16/16	71	798	37t	4

2010

Date	Opp.	GP/GS	No	Yds	Long	TD
Sept. 12	@ StL	1/1	3	43	21t	1
Sept. 19	@ Atl	1/1	7	83	29	0
Sept. 26	OAK	1/0	2	26	18	1
Oct. 3	@ SD	1/1	7	56	13	0
Oct. 10	NO	1/1	7	93	26	0
Oct. 24	@ Sea	1/1	3	30	18	0
Oct. 31	TB	1/1	6	72	24	2
Nov. 7	@ Min	1/1	7	107	30	0
Nov. 14	SEA	1/1	7	91	33	0
Nov. 21	@ KC	1/1	6	90	24	1
Nov. 29	SF	1/1	4	37	14	0
Dec. 5	STL	1/1	4	61	19	0
Dec. 12	DEN	1/1	6	72	25	0
Dec. 19	@ Car	1/1	9	125	41	0
Dec. 25	DAL	1/1	1	26	26	0
Jan. 2	@ SF	1/1	11	125	31	1
Total		16/15	90	1,137	41	6

2013

Date	Opp.	GP/GS	No	Yds	Long	TD
Sept. 8	@ StL	1/1	8	80	24t	2
Sept. 15	DET	1/1	2	33	22	0
Sept. 22	@ NO	1/1	5	64	26	0
Sept. 29	@ TB	1/1	6	68	21	1
Oct. 6	CAR	1/1	3	43	19	0
Oct. 13	@ SF	1/1	6	117	75t	1
Oct. 17	SEA	1/1	2	17	12	0
Oct. 27	ATL	1/1	4	48	20	1
Nov. 10	HOU	1/1	3	23	11	0
Nov. 17	@ Jax	1/1	6	61	17	1
Nov. 24	IND	1/1	5	52	26t	2
Dec. 1	@ Phi	1/1	5	72	43t	1
Dec. 8	STL	1/1	12	96	19	1
Dec. 15	@ Ten	1/1	6	49	18	0
Dec. 22	@ Sea	1/1	3	18	8	0
Dec. 29	SF	1/1	6	113	49	0
Total		16/16	82	954	75t	10

2011

Date	Opp.	GP/GS	No	Yds	Long	TD
Sept. 11	CAR	1/1	3	62	34	0
Sept. 18	@ Was	1/1	7	133	73t	1
Sept. 25	@ Sea	1/1	5	64	28	1
Oct. 2	NYG	1/1	8	102	47	0
Oct. 9	@ Min	1/1	4	66	22	0
Oct. 23	PIT	1/1	4	78	31	0
Oct. 30	@ Bal	1/1	3	98	66	0
Nov. 6	STL	1/1	4	43	15	1
Nov. 13	@ Phi	1/1	7	146	42	2
Nov. 20	@ SF	1/1	3	41	23t	1
Nov. 27	@ StL	1/1	3	55	41	0
Dec. 4	DAL	1/1	4	55	18	0
Dec. 11	SF	1/1	7	149	53	1
Dec. 18	CLE	1/1	3	65	32	0
Dec. 24	@ Cin	1/1	6	105	39	1
Jan. 1	SEA	1/1	9	149	41	0
Total		16/16	80	1,411	73t	8

2009

Date	Opp.	GP/GS	No	Yds	Long	TD
Sept. 13	SF	1/1	6	71	25	1
Sept. 20	@ Jax	1/1	4	34	22t	1
Sept. 27	IND	1/1	7	76	17	0
Oct. 11	HOU	1/1	5	79	26t	2
Oct. 18	@ Sea	1/1	13	100	19	1
Oct. 25	@ NYG	1/1	6	83	27	0
Nov. 1	CAR	1/1	6	66	19	0
Nov. 8	@ Chi	1/1	9	123	18	2
Nov. 15	SEA	1/1	7	73	25	1
Nov. 22	@ StL	1/1	8	87	14	1
Nov. 29	@ Ten	1/1	4	34	20	0
Dec. 6	MIN	1/1	8	143	34t	1
Dec. 14	@ SF	1/1	2	22	13	0
Dec. 20	@ Det	1/1	4	36	17	1
Dec. 27	STL	1/1	5	48	12	1
Jan. 3	GB	1/1	3	17	12	1
Total		16/16	97	1,092	34t	13
Jan. 10	GB	1/1	6	82	33t	2
Jan. 16	@ NO	1/1	6	77	16	0
Postseason		2/2	12	159	33t	2



FITZGERALD GAME-BY-GAME STATS

Receiving

2008

Date	Opp.	GP/GS	No	Yds	Long	TD
Sept. 7	@ SF	1/1	3	31	21	1
Sept. 14	MIA	1/1	6	153	75	0
Sept. 21	@ Was	1/1	7	109	62t	1
Sept. 28	@ NYJ	1/1	8	122	32	0
Oct. 5	BUF	1/1	7	52	12	2
Oct. 12	DAL	1/1	5	79	39	1
Oct. 26	@ Car	1/1	7	115	30	0
Nov. 2	@ STL	1/1	6	81	33	0
Nov. 10	SF	1/1	8	46	9	1
Nov. 16	@ Sea	1/1	10	151	33	0
Nov. 23	NYG	1/1	5	71	18	0
Nov. 27	@ Phi	1/1	5	65	40	2
Dec. 7	STL	1/1	6	73	23	1
Dec. 14	MIN	1/1	5	52	23	0
Dec. 21	@ NE	1/1	3	101	78t	1
Dec. 28	SEA	1/1	5	130	50	2
Total		16/16	96	1,431	78t	12

Jan. 3	ATL	1/1	6	101	42t	1
Jan. 10	@ Car	1/1	8	166	41	1
Jan. 18	PHI	1/1	9	152	62t	3
Feb. 1	PIT	1/1	7	127	64t	2
Postseason		4/4	30	546	64t	7

2007

Date	Opp.	GP/GS	No	Yds	Long	TD
Sept. 10	@ SF	1/1	3	20	12	0
Sept. 16	SEA	1/1	7	87	40	0
Sept. 23	@ Bal	1/1	5	85	27	0
Sept. 30	PIT	1/1	10	120	38	0
Oct. 7	@ StL	1/1	9	136	34	1
Oct. 14	CAR	1/1	6	97	36	0
Oct. 21	@ Was	1/1	6	97	43	0
Nov. 4	@ TB	1/1	4	95	47	0
Nov. 11	DET	1/1	8	74	20t	2
Nov. 18	@ Cin	1/1	8	93	20	1
Nov. 25	SF	1/1	9	156	48t	2
Dec. 2	CLE	Inactive - Groin				
Dec. 9	@ Sea	1/1	6	79	23	1
Dec. 16	@ NO	1/1	2	27	18t	1
Dec. 23	ATL	1/1	6	72	19	0
Dec. 30	STL	1/1	11	171	26	2
Total		15/15	100	1,409	48t	10

2006

Date	Opp.	GP/GS	No	Yds	Long	TD
Sept. 10	SF	1/1	9	133	28	0
Sept. 17	@ Sea	1/1	4	52	15	0
Sept. 24	STL	1/1	6	65	16	1
Oct. 1	@ Atl	1/1	4	71	46	0
Oct. 8	KC	1/1	2	15	10	1
Oct. 16	CHI	Inactive - Hamstring				
Oct. 22	@ Oak	Inactive - Hamstring				
Oct. 29	@ GB	Inactive - Hamstring				
Nov. 12	DAL	1/1	6	80	38	0
Nov. 19	DET	1/1	2	30	24	0
Nov. 26	@ Min	1/1	11	172	34	0
Dec. 3	@ STL	1/1	5	46	18	1
Dec. 10	SEA	1/1	7	79	22	1
Dec. 17	DEN	1/1	5	77	24	0
Dec. 24	@ SF	1/1	4	93	57	1
Dec. 31	@ SD	1/1	4	33	10	1
Total		13/13	69	946	57	6

2005

Date	Opp.	GP/GS	No	Yds	Long	TD
Sept. 11	@ NYG	1/1	13	155	30	1
Sept. 18	STL	1/1	4	70	22	0
Sept. 25	@ Sea	1/1	3	41	24	0
Oct. 2	SF	1/1	7	102	41	1
Oct. 9	CAR	1/1	9	136	47	1
Oct. 23	TEN	1/1	4	71	34	1
Oct. 30	@ Dal	1/1	4	36	11	0
Nov. 6	SEA	1/1	8	102	23	0
Nov. 13	@ Det	1/1	9	141	27	1
Nov. 20	@ StL	1/1	9	104	31	1
Nov. 27	JAX	1/1	4	41	20	1
Dec. 4	@ SF	1/1	8	129	34	0
Dec. 11	WAS	1/1	4	23	11	0
Dec. 18	@ Hou	1/1	6	85	40	1
Dec. 24	PHI	1/1	5	93	45	1
Jan. 1	@ Ind	1/1	6	80	25t	1
Total		16/16	103	1,409	47	10

2004

Date	Opp.	GP/GS	No	Yds	Long	TD
Sept. 12	@ StL	1/1	4	70	37	0
Sept. 19	NE	1/1	5	36	14	0
Sept. 26	@ Atl	1/1	5	37	16	0
Oct. 3	NO	1/1	3	61	29	0
Oct. 10	@ SF	1/1	5	94	35	1
Oct. 24	SEA	1/1	4	73	39	1
Oct. 31	@ Buf	1/1	0	0	0	0
Nov. 7	@ Mia	1/1	5	92	48	1
Nov. 14	NYG	1/1	1	2	2	0
Nov. 21	@ Car	1/1	7	92	33	1
Nov. 28	NYJ	1/1	2	21	15	0
Dec. 5	@ Det	1/1	2	12	8	0
Dec. 12	SF	1/1	4	47	22	0
Dec. 19	STL	1/1	4	37	15	2
Dec. 26	@ Sea	1/1	4	70	29t	2
Jan. 2	TB	1/1	3	36	16	0
Total		16/16	58	780	48	8



RUDY FORD

COLLEGE: Auburn**HOMETOWN:** Big Cove, AL**DOB:** November 1, 1994**ROUND 6**
208th Overall**30 // CORNERBACK // 6-0 // 204**

NOTE CARDS

■ Selected by the Cardinals in the sixth round (208th overall) of the 2017 NFL Draft out of Auburn. Arizona traded both of its seventh round picks in the '17 draft in order to move up and select Ford.

■ Became the first Auburn player drafted by the Cardinals since the team took current LB Karlos Dansby in the second round (33rd overall) in 2004. Ford and Dansby are the only two Tigers taken by Arizona in the last 20 years.

COLLEGE CAREER:

In four seasons at Auburn, Ford appeared in 52 games (34 starts) and totaled 275 tackles, 1.5 sacks, 11.5 tackles for loss, five INTs, three forced fumbles and a fumble recovery ... led the Tigers in tackles in both the 2014 (93) and 2015 (118) seasons ... three-year starter in the secondary

2016: Started 10 of 12 games he appeared in ... named a Reese's Senior Bowl selection ... totaled 59 tackles and a career-high seven passes defended ... in the preseason, was named to the Bednarik, Paul Hornung Award and Senior Bowl watch lists.

2015: Started 11 games at the nickel corner spot while also seeing time at safety ... for the second consecutive season, led the team in tackles, recording 118 stops on the year ... his 118 tackles were the most for an Auburn player since 2001 ... posted double-digit tackles in six games ... added a sack, two INTs (one returned 48 yards for his first career TD), two passes defended and two forced fumbles ... had a career-best 14 tackles and forced a fumble vs. San Jose State, and also had kick returns of 58 and 23 yards vs. the Spartans that set up scores ... intercepted a pass and returned it 48 yards for a TD vs. Idaho.

2014: In his first season as a starter, led the team in tackles after starting all 13 games at safety ... totaled 93 tackles and also finished third on team with a career-high three INTs ... also had 1.5 tackles for loss, a half-sack and a forced fumble ... earned honorable mention Sophomore All-America honors from College Football News ... totaled a career-high 11 tackles @ Ole Miss.

2013: Appeared in all 14 games as a freshman ... moved from running back to cornerback during fall camp ... totaled five tackles on the season ... also saw action at running back in two games ... rushed two times for 45 yards, including a 38-yard TD against Western Carolina ... earned a spot on the SEC First-Year Academic Honor Roll

PERSONAL:

Attended New Hope (Big Cove, AL) High School where he gained 1,669 yards and scored 27 TDs as a senior ... a Class 3A first-team All-State selection, was also chosen to play in the Alabama-Mississippi All-Star game ... named the top running back prospect in Alabama on Rivals.com ... real first name is Johnathan, was given the nickname "Rudy" as a child by his Uncle Phillip.

FORD COLLEGE STATS

Year	GP/GS	Tackles			Sacks		Interceptions					FR	FF
		Solo	Asst	Ttl	Sk	Yds	Int	Yds	Lg	TD	PD		
2013	14/0	2	3	5	0.0	0	0	0	0	0	1	0	0
2014	13/13	62	31	93	0.5	3	3	18	14	0	1	0	1
2015	13/11	68	50	118	1.0	7	2	48	48t	1	2	0	2
2016	12/10	38	21	59	0.0	0	0	0	34	0	7	1	0
Total	52/34	170	105	275	1.5	10	5	66	48t	1	11	1	3



ALANI FUA

COLLEGE: BYU

HOW ACQUIRED: FA-15

YEARS NFL/CARDINALS: 3/3

HOMETOWN: San Fernando Valley, CA

DOB: January 1, 1992

59 // LINEBACKER // 6-5 // 234

PRO CAREER:

Signed with the Cardinals as an undrafted rookie free agent on 5/5/15 and has appeared in 19 games in his first two NFL seasons.

2016: Played in first three games and had one special teams tackle before going on injured reserve with knee injury ... appeared on defense for one snap vs. TB (9/18) ... collected one special teams tackle @ Buf (9/25) ... placed on injured reserve (knee) on 9/28.

2015: After making the team as a rookie free agent, played in all 16 games and both postseason contests and was a key special teams contributor ... totaled five special teams tackles and a fumble recovery while adding two solo tackles and a QB pressure on defense ... collected one special teams tackle in his NFL debut vs. NO (9/13) ... recorded first career solo tackle on defense vs. SF (9/27) ... had one special teams tackle vs. Bal (10/26) ... registered one special teams tackle @ Sea (11/15) ... recovered a Bruce Ellington muffed punt in the first quarter to help set up a FG @ SF (11/29) ... totaled two special teams tackles and a QB pressure @ StL (12/6) ... had one solo tackle vs. Min (12/10) ... played on special teams in Divisional Playoff vs. GB (1/16/16) ... recorded one special teams tackle in NFC Championship Game @ Car (1/24/16).

COLLEGE:

Played in 44 games (18 starts) in four years at BYU, totaling 124 tackles (71 solo), nine sacks, 14.5 tackles for loss, five INTs, 15 passes defended and a forced fumble ... earned All-Independent third team

honors from College Sports Madness in each of his last two seasons ... started nine of 10 games played as a senior and set career highs with four sacks and 7.5 tackles for loss ... also had 42 tackles, two INTs, four passes defended and a forced fumble ... had a breakout season as a junior in 2013, playing in all 13 games (nine starts) and finishing with a career-best 63 tackles ... added three sacks, five tackles for loss, two INTs and a career-high 10 passes defended ... twice named FBS Independent Defensive Player of the Week (9/9 and 10/21) ... returned an INT against Georgia Tech for a TD ... played in all 13 games as a sophomore and totaled 13 tackles and an INT in the Poinsettia Bowl against San Diego State ... appeared in eight games in 2011 as a freshman and had six tackles, two sacks and a pass defended ... redshirted in 2010.

PERSONAL:

Name pronounced 'Ah-LAH-nee' 'Foo-ah' ... attended Oaks Christian (Westlake Village, CA) School where he recorded 71 tackles, nine sacks, one INT, three forced fumbles and two fumble recoveries as a senior ... also caught 25 passes for 303 yards and three TDs on offense ... earned first-team all-county honors and helped team to a 13-1 record ... selected to the Offense-Defense All-American Bowl ... also lettered in volleyball ... brother, Sione, played college football at Stanford and was selected in the third round of the 2011 NFL Draft by the Carolina Panthers ... along with his wife, Malaysia, the couple have two sons ... majored in Construction Management.

FUA CAREER STATS

Year	Team	GP/GS	Tackles			Sacks		Interceptions						FR	FF	STT
			Solo	Asst	Ttl	Sk	Yds	Int	Yds	Lg	TD	PD				
2015	Ariz	16/0	2	0	2	0.0	0	0	0	0	0	0	0	0	0	5
2016	Ariz	3/0	0	0	0	0.0	0	0	0	0	0	0	0	0	0	1
Total		19/0	2	0	2	0.0	0	0	0	0	0	0	0	0	0	6

Additional Special Teams Statistics:

Fumble Recoveries: 1, @ San Francisco, 11/29/15.

FUA POSTSEASON STATS

Year	Team	GP/GS	Tackles			Sacks		Interceptions					FR	FF	STT
			Solo	Asst	Ttl	Sk	Yds	Int	Yds	Lg	TD	PD			
2015	Ariz	2/0	0	0	0	0.0	0	0	0	0	0	0	0	0	1
Total		2/0	0	0	0	0.0	0	0	0	0	0	0	0	0	1



BLAINE GABBERT

COLLEGE: Missouri**HOW ACQUIRED:** FA-17**YEARS NFL/CARDINALS:** 7/1**HOMETOWN:** Ballwin, MO**DOB:** October 15, 1989**7 // QUARTERBACK // 6-4 // 235**

NOTE CARDS

■ Signed with the Cardinals on 5/11/17, agreeing to a one-year contract with Arizona following three seasons (2014-16) with San Francisco.

■ Selected by the Jacksonville Jaguars in the first round (10th overall) of the 2011 NFL Draft, Gabbert has appeared in 43 games (40 starts) in his career and has thrown for 7,351 yards and 38 TDs while completing 686 of 1,226 pass attempts.

PRO CAREER:

Originally entered the NFL as the Jaguars first-round selection (10th overall) of the 2011 NFL Draft. Appeared in 28 games (27) starts in three seasons with Jacksonville before being traded to San Francisco on 3/11/14. Signed a two-year contract with the 49ers on 3/11/15. Signed a one-year contract with Arizona on 5/11/17 as an unrestricted free agent.

2016: Started five of the six games he appeared in, completing 91 of 160 pass attempts for 925 yards, five TDs and six INTs ... rushed for 173 yards and a career-high two TDs on 40 attempts ... started in the season opener vs. LAR (9/12) and completed 22 of 35 pass attempts for 170 yards and a TD in a 28-0 victory ... posted season-highs in passing yards (243) and TD passes (2) @ Car (9/18) ... threw for 162 yards and a TD and rushed for a career-high 70 yards and a TD on 10 carries vs. AZ (10/6) ... saw action @ Chi (12/4), completing four passes for 35 yards.

2015: Started all eight games he appeared in and completed 178 of 282 pass attempts for 2,031 yards, 10 TDs, seven INTs and a passer rating of 86.2 ... established career highs in completion percentage (63.1), yards per attempt (7.2), passer rating (86.2) and rushing yards (185) ... started the final eight games of the season, completing at least 60% of his pass attempts in seven contests and throwing for at least one TD in all eight games ... finished with a passer rating of 90.0+ in four games and 80.0+ in six others ... threw for 300+ yards twice ... made his first start of the season vs. Atl (11/8) and completed 15 of 25 pass attempts for 185 yards and two TDs in a 17-16 victory; threw a pair of TD passes in the second quarter ... completed 22 of 34 pass attempts for 264 yards, a TD and a 98.2 passer rating. @ Sea (11/22) ... posted a season-high 69.4 completion percentage (25 of 36) vs. AZ (11/29) while throwing for 318 yards and a 94.4 passer rating ... making his fourth start of the season, led the 49ers to a dramatic come-from-behind OT victory @ Chi (12/6); with SF trailing by seven late in the fourth quarter, had the first rushing TD of his career on a 44-yard run to tie the game at 20 and force OT; on the 49ers second possession of OT, threw a 71-yard game-winning TD pass to WR Torrey Smith ... established career highs in completions (30) and pass attempts (50) vs. Cin (12/20) ... completed 22 of 33 pass attempts (66.7%) for 225 yards, two TDs and a season-high 106.3 passer rating @ Det (12/27) ... led the 49ers to their second OT victory of the season in the finale vs. StL (1/3/16) while throwing for a career-high 354 yards; led a pair of 12-play scoring drives in the second half to force OT and then completed three of four pass attempts for 54 yards to set up a game-winning 23-yard FG in OT.

2014: Served as the backup to starter Colin Kaepernick for all 16 games in his first season with the 49ers after being acquired by the team in a March trade, ... made his lone appearance of the season @ Den (10/19) and completed three of seven pass attempts for 38 yards and a TD.

2013: Started three games in his third and final season with the Jaguars ... inactive for four games with injuries and dressed, but DNP in final nine games ... completed 42 of 86 pass attempts for 481 yards with one TD and 7 INTs ... started in the season opener vs. KC (9/8) and was sacked six times, resulting in a hand injury that kept him out of the next two games ... returned to the starting lineup @ Ind (9/29) and completed 17 of 32 passes for 179 yards with three INTs ... started @ StL (10/6) and completed nine of 19 passes for 181 yards with one TD and two INTs; had four completions of 20-plus yards including a 67-yard TD pass to Justin Blackmon in the first quarter; left the game in the third quarter with a hamstring injury and did not return ... inactive @ Den (10/13) and vs. SD (10/20) with a hamstring injury ... dressed but DNP in final nine games.

2012: Started the first 10 games before an arm injury suffered in Week 11 landed him on injured reserve ... completed 162 of 278 pass attempts for 1,662 yards, nine TDs, six INTs and a 77.4 QB rating ... had 200-plus passing yards in three consecutive games for the first time in his career ... recorded 18 completions of 20-plus yards with three resulting in TDs ... completed 23 of 39 pass attempts for a then-career high 260 yards and a 96.1 passer rating in the season opener @ Min (9/9); had a one-yard TD pass to Mercedes Lewis in the second quarter and hooked up with Cecil Shorts for a 39-yard scoring play in the fourth quarter; TD pass to Shorts gave the Jaguars a one point lead with 20 seconds remaining in regulation and added a two-point conversion to Justin Blackmon to build a 23-20 lead ... connected with Shorts for an 80-yard TD that gave club a 22-17 lead with 45 seconds remaining in the fourth quarter @ Ind (9/23); marked the longest completion of his career and tied for the third-longest in franchise history ... 23 of 34 passing (67.6%) for 186 yards, a TD and an INT vs. Cin (9/30); threw first INT of season in fourth quarter that snapped a streak of 130 consecutive passes without a pick to begin the season ... connected with Shorts on a 42-yard TD pass in the first quarter @ Oak (10/21) and completed eight of 12 pass attempts for 110 yards before leaving the game in the second quarter with a left shoulder injury ... established then-career highs in completions (27) and attempts (49) while posting his



first career 300-yard outing (303) @ GB (10/28); had four completions of 20-plus yards ... completed 27 of 38 pass attempts for 220 yards, two TDs and two INTs vs. Det (11/4); marked second consecutive game with 27 completions; connected with Michael Spurlock and Justin Blackmon on a pair of fourth quarter TD passes ... had completed 18 of 31 pass attempts for 209 yards before he was forced from the game with a shoulder injury suffered on a fourth quarter sack vs. Ind (11/8) ... for the second consecutive game, was forced from the contest following a sack @ Hou (11/18); sack resulted in a right forearm/elbow injury that landed him on injured reserve on 11/21.

2011: Started 14 of 15 games during his first NFL season, the most starts by a rookie QB in Jaguars history ... completed 210 of 413 pass attempts for 2,214 yards with 12 TDs and 11 INTs ... had at least one TD pass in 10 of 14 starts ... youngest starting QB in the NFL in 2011 ... rushed 48 times for 98 yards ... had nine completions of 25+ yards ... DNP in season opener vs. Ten (9/11) ... made NFL debut in the fourth quarter and completed five of six pass attempts for 52 yards in two offensive series @ NYJ (9/18); became first rookie QB to see action for the club since Byron Leftwich in 2003 ... made his first career start and completed 12 of 21 pass attempts for 139 yards, a TD, and INT and a 73.3 QB rating @ Car (9/25); hooked up with WR Mike Thomas for a 36-yard TD pass as time expired in the first half for his first career TD pass ... connected with WR Jason Hall on a 74-yard TD pass in the fourth quarter vs. Cin (10/9), the fifth-longest TD pass in franchise history; completed 15 of 28 attempts for 221 yards and 91.5 rating ... earned his first career win vs. Bal (10/24) on MNF ... completed 14 of 21 pass attempts for 118 yards, a TD and INT @ Ind (11/13); completed eight of nine passes for 70 yards and a TD in the second half to earn his first career road win ... completed 19 of 33 attempts for 195 yards, a season-high two TDs and an 82.3 passer rating @ SD (12/5); finished the first half 11 of 15 passing for 139 yards with a 113.6 rating ... threw two TD passes vs. TB (12/1), giving him multiple TD passes in consecutive games ... established

Jaguars rookie record with his 14th start in the season finale vs. Ind (1/1/12).

COLLEGE:

Started 26 of 31 games in three seasons at Missouri, completing 568 of 933 pass attempts for 6,822 yards with 40 TDs and 18 INTs ... had an 18-8 record as a starter ... his 6,822 passing yards ranked third in school history while his passer efficiency rating of 132.6 is topped only by Chase Daniel (148.9) in school annals ... left school following his junior season ... started all 13 games as a junior, completing 301 of 475 pass attempts for 3,186 yards with 16 TDs and nine INTs ... added 232 rushing yards on 112 carries ... directed team to 10-3 record and a share of the Big 12 Conference North Division title, only the third 10-win regular season in school history at the time ... selected All-Big 12 honorable mention by the league's coaches ... second-team Academic All-Big 12 selection ... threw for a school bowl-record 434 yards and a TD in the Insight Bowl ... started all 13 games as a sophomore in first season as a starter and guided team to eight wins ... earned second-team All-Big 12 honors ... first-team Academic All-Big 12 selection ... totaled 262 of 445 passing for 3,593 yards with 24 TDs and nine INTs ... Added 204 rushing yards and three TDs ... saw action in five games as a true freshman behind Chase Daniel ... completed 5 of 13 passes for 43 yards.

PERSONAL:

Attended Parkway West (Ballwin, MO) High School ... earned MVP honors at EA Sports Elite 11 QB camp prior to his senior season and also played in U.S. Army All-America Bowl ... consensus No. 1 player in state of Missouri ... played in only five games as a senior, as he began the year with an injured foot, and then was lost for season with a shoulder injury ... finished with 623 passing yards and five TDs ... led team to 8-3 mark as a junior including a trip to state playoffs ... finished 119 of 231 passing with 1,523 yards and 20 TDs while rushing for 458 yards and eight TDs ... also lettered in baseball and earned all-conference honors.

GABBERT CAREER STATS

Passing


Year	Team	GP/GS	Att	Cmp	Pct	Yds	Yds/Att	TD	Int	Lq	Sk	Yds Lst	Rating
2011	Jax	15/14	413	210	50.8	2,214	5.4	12	11	74t	40	293	65.4
2012	Jax	10/10	278	162	62.4	1,662	6.0	9	6	80t	22	158	77.4
2013	Jax	3/3	86	42	48.8	481	5.6	1	7	67t	12	67	36.0
2014	SF	1/0	7	3	42.9	38	5.4	1	0	20t	0	0	100.0
2015	SF	8/8	282	178	63.1	2,031	7.2	10	7	71t	25	164	86.2
2016	SF	6/5	160	91	56.9	925	5.8	5	6	75t	11	48	68.4
Total		43/40	1,226	686	56.0	7,351	6.0	38	37	80t	110	730	71.5

Rushing

Year	Team	Att	Yds	Avg	Lq	TD
2011	Jax	48	98	2.0	12	0
2012	Jax	18	56	3.1	10	0
2013	Jax	9	32	3.6	7	0
2014	SF	1	5	5.0	5	0
2015	SF	32	185	5.8	44t	1
2016	SF	40	173	4.3	24	2
Total		148	549	3.7	44t	3

Single Game Highs:

Attempts: 50, vs. Cincinnati, 12/20/15; **Completions:** 30, vs. Cincinnati, 12/20/15; **Completion Pct:** 78.3, vs. Miami, 12/9/12 (18-23); **Passing Yards:** 354, vs. St. Louis, 1/3/16; **Passing TDs:** 2, seven times, last @ Carolina, 9/18/16; **Interceptions:** 3, twice, last vs. Cincinnati, 12/20/15; **Long Pass:** 80t, @ Indianapolis, 9/23/12; **Rating:** 123.6, @ Oakland, 10/21/12 (12-8-0, 110 yds., 1 TD); **Rushing Yards:** 75, @ Chicago, 12/6/15; **Rushing TDs:** 1, three times, last vs. Arizona, 10/6/16; **Long Run:** 44t, @ Chicago, 12/6/15.

**IRONHEAD GALLON****COLLEGE:** Georgia Southern**HOMETOWN:** Madison, FL**DOB:** January 18, 1994**HOW ACQUIRED:** FA-17◆ **ROOKIE** ◆**47 // SAFETY // 5-10 // 202****COLLEGE CAREER:**

Played in 47 games and did not miss an appearance in his final three seasons ... totaled 232 tackles (126 solo), 16.5 tackles for loss, 4.5 sacks, an INT and a forced fumble ... received All-Sun Belt first-team honors in 2016 and was honorable mention in 2015 ... started all 12 games and registered 102 stops (59 solo), six tackles for loss and one forced fumble as a redshirt senior in 2016 ... saw action in 13 games (12 starts) and notched 81 tackles (39 solo), 4.5 tackles for loss, 1.5 sacks and two blocked kicks as a junior in 2015, helping the Eagles to a 9-4 mark and a 58-27 GoDaddy Bowl victory over Bowling Green ... granted a medical hardship waiver following a season-ending injury during his sophomore campaign.

PERSONAL:

Prepped at Madison County (FL) High School, where he was a four-year letterman and three-time captain ... garnered first-team class 3A All-State and all-district honors with 125 tackles, four INTs and five forced fumbles as a senior in 2011 ... led the Cowboys to a 13-2 mark and a 2011 Florida Class 3A State Championship, collecting nine tackles in the title game ... earned the Florida High School Athletic Association Scholar Athlete Award and was tabbed Mr. Madison County High School by a faculty vote ... given name is Deshawntee Gallon and was nicknamed "Ironhead" as a child by his father ... has five siblings: Jalesa, Davontee, Shawn, Ca'shiya and Davyon ... General Studies major.

**BRITTAN GOLDEN****COLLEGE:** West Texas A&M**HOW ACQUIRED:** FA-13**YEARS NFL/CARDINALS:** 4/4**HOMETOWN:** Denver City, TX**DOB:** July 20, 1988**10 // WIDE RECEIVER // 5-11 // 186****PRO CAREER:**

Originally signed as an undrafted rookie free agent with the Bears on 4/29/12. Released on 8/31/12. Added to Jacksonville's practice squad on 12/18/12. Signed a future contract with the Bears on 1/4/13. Released on 8/30/13 and signed to Cardinals practice squad on 9/17/13. Promoted to the Cardinals active roster on 10/8/13. Released on 8/30/14 and added to practice squad on 8/31/14. Elevated to Arizona's active roster on 12/16/14. Released on 9/3/16 and re-signed to practice squad on 9/4/16. Elevated to Cardinals active roster on 10/4/16.

2016: After spending first four weeks of the season on the practice squad, played in 12 games (one start) and had career-best eight catches for 82 yards and a TD ... led the team with 11 kickoff returns for 266 yards while adding seven punt returns for 30 yards and three special teams tackles ... elevated to active roster on 10/4 ... made season debut and recovered a John Brown fumble on a punt return @ SF (10/6) ... registered first career multi-reception game with two catches for 29 yards @ Car (10/30) ... had one special teams tackle vs. SF (11/13) ... notched a 49-yard kickoff return in

the second quarter and had a special teams tackle @ Min (11/20) ... scored his first career TD with a nine-yard TD reception in the fourth quarter @ Mia (12/11); also played one snap on defense at safety with several Cardinal DBs injured ... returned six kickoffs for 143 yards and added two receptions for 23 yards vs. NO (12/18) ... recorded a 22-yard reception @ Sea (12/24).

2015: Played in 14 games and tied for second on the team with seven special teams tackles ... also had one reception and spent time at CB during the season, although he did not see game action on defense ... inactive the first two games ... had one special teams tackle in his season debut vs. SF (9/27) ... notched one special teams tackle vs. STL (10/4) ... recorded one special teams tackle and a six-yard punt return @ Det (10/11) ... had a special teams tackle and a key block on Andre Ellington's 48-yard TD run in the fourth quarter @ Sea (11/15) ... led the team with three special teams tackles vs. Min (12/10) ... had a five-yard reception for his first catch in the last two seasons vs. Sea (1/3/16) ... played on special teams in Divisional Playoff vs. GB (1/16/16) and NFC Championship Game @ Car (1/24/16).



2014: Inactive for all three games he was on active roster ... spent first 15 weeks of the season on the practice squad before being elevated on 12/16 ... inactive vs. Sea (12/21) and @ SF (12/28) ... inactive for Wild Card game @ Car (1/3/15).

2013: Played in five games and totaled 136 yards on four receptions (34.0 avg.) ... also had one special teams tackle ... signed to the Cardinals practice squad on 9/17 and was promoted to the active roster on 10/8 ... made his NFL debut and recorded his first career reception, a 53-yarder in the second quarter that helped lead to a Cardinals TD @ SF (10/13) ... inactive (hamstring) in the next three games ... inactive @ Jax (11/17) and vs. Ind (11/24) ... had a four-yard reception and one special teams tackle @ Phi (12/1) ... inactive vs. StL (12/8) ... converted a 3rd-n-7 in the fourth quarter with a 16-yard reception @ Ten (12/15) ... recorded a career-long 63-yard reception on 3rd-n-6 on the opening drive of the game @ Sea (12/22).

COLLEGE:

Finished his four-year career (2008-11) at West Texas A&M ranked second in school history with 3,007 receiving yards and fifth with 165 receptions ... also had 33 TD catches, finishing tied for sixth in school history in scoring ... totaled 3,393 career all-purpose yards, returning 30 punts for 274 yards and 10 kick-offs for 112 yards ... was a first-team ALL-LSC selection as a senior after earning second-team honors as a junior ... earned Daktronics second-team All-Super Region Four honors and was a Don Hansen third-team All-American as a senior ... led the team with 55 catches for 1,076 yards and 12 TDs in '11.

PERSONAL:

Attended Denver City (TX) High School where he was a two-year starter, playing both wide receiver and defensive back ... earned second-team all-region honors and was a first-team all-district selection as a senior ... also played on the infield for the baseball team, earning first-team all-district recognition ... majored in Sports and Exercise Science.

GOLDEN CAREER STATS

Year	Team	GP/GS	Receiving					
			Rec	Yds	Avg	Lg	TD	STT
2013	Ariz	5/0	4	136	34.0	63	0	1
2014	Ariz	0/0	0	0	0.0	0	0	0
2015	Ariz	14/0	1	5	5.0	5	0	7
2016	Ariz	12/1	8	82	10.3	22	1	3
Total		31/1	13	223	17.2	63	1	11

Single Game Highs:

Receptions: 2, twice, last vs. New Orleans, 12/18/16; **Receiving Yards:** 63, @ Seattle, 12/22/13; **TDs:** 1, @ Miami, 12/11/16; **Long Reception:** 63, @ Seattle, 12/22/13; **Long TD Reception:** 9, @ Miami, 12/11/16.

Additional Statistics:

Punt Returns: Career: 10-46; **2016:** 7-30; **2015:** 3-16. **Kickoff Returns:** Career: 11-266; **2016:** 11-266.

GOLDEN POSTSEASON STATS

Year	Team	GP/GS	Receiving					
			Rec	Yds	Avg	Lg	TD	STT
2014	Ariz	0/0	0	0	0.0	0	0	0
2015	Ariz	2/0	0	0	0.0	0	0	0
Total		2/0	0	0	0.0	0	0	0



MARKUS GOLDEN

COLLEGE: Missouri**HOW ACQUIRED:** D2/15 (58th)**YEARS NFL/CARDINALS:** 3/3**HOMETOWN:** St. Louis, MO**DOB:** March 13, 1991**44 // LINEBACKER // 6-3 // 260**

NOTE CARDS

- Selected by the Cardinals in the second round (58th overall) of the 2015 NFL Draft out of Missouri. Appeared in 31 games (nine starts) during his first two seasons, totaling 16.5 sacks, six forced fumbles and a fumble recovery.
- Appeared in all 16 games in 2016, totaling 63 tackles and leading the team with a career-high 12.5 sacks and 19 tackles for loss. Also added 23 QB Hits, 19 QB pressures, four forced fumbles, a fumble recovery, and two passes defended.
- His 12.5 sacks ranked third in the NFL last season and are the highest single-season total in franchise history by a linebacker.
- He put up two of the longest sack streaks in franchise history in 2016: became the first player in team history with at least one sack in each of the first five games of a season and finished the year with at least one sack in each of the final four games.
- Along with teammate Chandler Jones (11.0), gave Cardinals two players with double-digit sacks for just the third time in franchise history and the first time since 1984
- Played in 15 games with six starts as a rookie in 2015, totaling 37 tackles, 4.0 sacks, five tackles for loss and two forced fumbles. Also posted a team-high 16 QB pressures and finished second on the team with 14 QB hits.

PRO CAREER:

Selected by the Cardinals in the second round (58th overall) of the 2015 NFL Draft, Golden played in 31 games (nine starts) in the regular season and also started both postseason contests he has appeared in.

2016: Played in all 16 games (three starts) and led the team with a career-high 12.5 sacks and 19 tackles for loss while tying for the team lead with four forced fumbles ... 12.5 sacks ranked third in the NFL, are the highest total in franchise history for a linebacker and are the most by a Cardinal since Bertrand Berry had 14.5 in 2004 ... also had 63 tackles, two passes defended, a fumble recovery, 23 QB hits and 19 QB pressures ... had a sack and forced fumble of Jimmy Garoppolo in second quarter that helped lead to a Cardinals TD vs. NE (9/11); added four tackles, including one for loss, and one pass defended ... sacked Jameis Winston for a nine-yard loss vs. TB (9/18); also had two solo tackles for loss ... posted his third consecutive game with a sack when he brought down Tyrod Taylor for an eight-yard loss in the third quarter @ Buf (9/25); also recorded seven tackles, including one for loss ... collected two tackles, one for loss, and a sack vs. LAR (10/2); 14-yard sack of Case Keenum marked his fourth straight game with a sack; joined Chandler Jones (also in 2016) as the only players in team history with a sack in each of the season's first four games ... registered then career highs with 11 tackles and 2.0 sacks @ SF (10/6); made him first player in team history with at least one sack in each of first five games of season; led team with three tackles for loss, three QB pressures and three QB hits ... had six tackles while leading the team with four QB pressures and three QB hits vs. Sea (10/23); also forced a Russell Wilson fumble ... notched three tackles, including one for loss @ Car (10/30) ... sacked Matt Ryan for six-yard loss to force a punt on opening drive of third quarter @

Atl (11/27); also had a team-leading three QB hits ... recovered Kirk Cousins fumble in the third quarter and returned it 20 yards to set up a go-ahead TD vs. Was (12/4); added three tackles and team-leading three QB pressures ... sacked Drew Brees and forced a fumble in second quarter that Calais Campbell returned 53 yards for a TD vs. NO (12/18); added two tackles, with one for loss ... posted a team-high two sacks @ Sea (12/24); gave him 10.0 sacks on the season, becoming the first Cardinal with double-digit sacks in a year since John Abraham had 11.5 in 2013 and the 10th player overall in franchise history with 10+ sacks in a season; also had three tackles, including two for loss, and three QB hits ... recorded career-best 2.5 sacks and a forced fumble @ LAR (1/1/17); gave him 5.5 sacks over season's last three games; had a team-high three tackles for loss and tied for team lead with three QB hits, also had one pass defended.

2015: Played in 15 games (six starts) and totaled 37 tackles and 4.0 sacks ... led the team with 16 QB pressures and finished second with 14 QB hits ... also had five tackles for loss, two forced fumbles and one special teams tackle ... started both playoff games and had 11 tackles, three QB hits and two QB pressures ... recorded three tackles in his NFL debut vs. NO (9/13) ... shared a sack with Kareem Martin in the fourth quarter for his first career sack @ Chi (9/20); also had two tackles ... had a half-sack with Calais Campbell in the first quarter vs. StL (10/4); added two tackles on defense and one special teams tackle ... made first career start and recorded a season-high six tackles, including two for loss @ Pit (10/18) ... recorded one tackle for loss, two QB pressures and a team-high four QB hits @ Cle (11/1) ... sacked Andy Dalton in the fourth quarter and forced a fumble on the play that was recovered by Deone Bucannon and set up a Cardinals FG vs. Cin (11/22); was first full sack and first forced fumble of



his career; totaled four tackles, two QB pressures and two QB hits ... split sack with Kevin Minter to force a punt on game-opening possession @ SF (11/29); also had two tackles ... sacked Sam Bradford and forced a fumble that was recovered by Frostee Rucker in the third quarter @ Phi (12/20); also had four tackles and two QB pressures ... had a half-sack with Calais Campbell in the second quarter vs. GB (12/27), part of the Cardinals nine total sacks in the game (third-best single-game total in franchise history and most since recording 10 sacks on 12/7/86 at Philadelphia); tied career high with six tackles, including two for loss ... inactive (knee) vs. Sea (1/3/16) ... had four tackles, three QB hits and one QB pressure in Divisional Playoff vs. GB (1/16/16) ... collected seven tackles, including one for loss, and one QB pressure in NFC Championship Game @ Car (1/24/16).

COLLEGE:

In three seasons at Missouri, appeared in 39 games (13 starts) and registered 143 tackles, 33 tackles for loss, 16.5 sacks, five forced fumbles, five fumble recoveries and an INT ... returned a fumble recovery 30 yards for a TD (2014) and his only career interception 70 yards for a TD (2013) ... voted a team co-captain by his teammates as a senior in 2014 ... started 13 games

and earned All-SEC second-team honors at DE from the league's coaches and was an Associated Press All-SEC honorable mention selection as well ... totaled 78 tackles, 20 tackles for loss, 10.0 sacks and a team-high 12 QB hurries ... also forced three fumbles and recovered three more ... ranked ninth in the nation in tackles for loss and was 20th nationally in sacks ... had a career performance in his final college game, earning MVP honors at the Citrus Bowl with a game-high 10 tackles, four tackles for loss, a forced fumble and 1.5 sacks ... switched to DE as a junior after beginning college career at LB and was arguably MU's most productive DE in 2013 despite playing only about 40% of the snaps ... led team's DEs with 55 tackles on the year and added 13 tackles for loss and 6.5 sacks with eight passes defended ... appeared in all 12 games in 2012, playing primarily on special teams in his first season with Missouri after transferring from Hutchinson Junior College ... totaled 10 tackles and forced a fumble ... was a key performer on various special teams units and helped clear the way for return man Marcus Murphy on each of his record-setting three punt return TDs on the season ... redshirted in 2011 to focus on academics ... recorded 90 tackles, including 26 tackles for loss and 10.0 sacks as a freshman at Hutchinson JC in 2010 ... added five forced fumbles and a pair of INTs.

GOLDEN'S BREAKOUT SEASON



Second-year LB **Markus Golden** recorded a career-high 2.5 sacks in the season finale against the Rams to cap off a breakout 2016 campaign that ended with a team-high 12.5 sacks.

His 12.5 sacks are the highest total in franchise history for a linebacker and tied for third in the NFL in 2016.

NFL Leaders – Sacks (2016)

Rnk	Player (Team)	Sacks
1	Vic Beasley, Jr. (Atl)	15.5
2	Von Miller (Den)	13.5
3t	Markus Golden (AZ)	12.5
3t	Lorenzo Alexander (Buf)	12.5
3t	Danielle Hunter (Min)	12.5

A RED HOT START - AND WHITE HOT FINISH

Golden put up two of the longest sack streaks in franchise history in 2016, including the longest streak in team history to open the '16 campaign. Golden had at least one sack in each of the first five games last season. That is the longest streak in franchise history to begin a season and it tied the second-longest streak in franchise history overall.

Golden followed that up with another streak to end the year, recording at least one sack in each of the final four games. Golden totaled 6.5 sacks over the final six games, including 5.5 sacks in the last three games.

Franchise Record—Consecutive Games with a Sack

Rnk	Player (Year)	Gms
1	DE Curtis Greer (Games 13-16, 1984-Games 1-3, 1985)	7
2t	LB Markus Golden (Games 1-5, 2016)	5
2t	DE Chike Okeafor (Games 12-16, 2006)	5
2t	DE Curtis Greer (Games 6-10, 1984)	5
2t	DE Al Baker (Games 12-16, 1984)	5
6t	LB Markus Golden (Games 13-16, 2016)*	4
6t	LB Chandler Jones (Games 1-4, 2016)	4
6t	LB John Abraham (Games 7-10, 2013)	4
6t	DT Darnell Dockett (Games 8-11, 2009)	4
6t	DE Bertrand Berry (Games 1-3, 6, 2008)	4
6t	DE Bertrand Berry (Games 11-14, 2004)	4
6t	DE Simeon Rice (Games 1-4, 1996)	4
6t	DL Eric Swann (Games 10-13, 1995)	4
6t	DE Curtis Greer (Games 2-5, 1983)	4

*Active



THE DYNAMIC DUO

The Cardinals offseason trade for **Chandler Jones** and the emergence of 2015 second round draft pick **Markus Golden** resulted in a linebacker duo that wreaked havoc on opposing offenses - and QBs - in 2016.

Golden (12.5) and Jones (11.0) both reached double-digit sacks in 2016, marking just the third time in franchise history that Arizona had multiple players record double-digit sacks in a season. In 1983 the Cardinals had three players (Curtis Greer, Al Baker, David Galloway) with 10.0 or more sacks. In 1984, two players (Greer and Baker) had 10.0 or more.

Arizona and Seattle (Cliff Avril-11.5; Frank Clark-10.0) were the only teams in the NFL last season that had multiple players with 10.0+ sacks.

Both linebackers earned a spot on the franchise single-season sacks list and it also resulted in the Cardinals leading the NFL in sacks (48) for just the second time in franchise history (59 in 1983).



Cardinals Single-Season Sack Leaders

Rnk	Player (Year)	Sacks	Rnk	Player (Year)	Sacks	Rnk	Player (Year)	Sacks
1	DE Simeon Rice (1999)	16.5	6	DE Al Baker (1983)	13.0	11t	LB Chandler Jones (2016)	11.0
2	DE Curtis Greer (1983)	16.0	7t	LB Markus Golden (2016)	12.5	11t	DE Freddie Joe Nunn (1987)	11.0
3	DE Bertrand Berry (2004)	14.5	7t	DE Simeon Rice (1996)	12.5	11t	DE/DT Clyde Simmons (1995)	11.0
4t	DE Curtis Greer (1984)	14.0	9	DE/NT David Galloway (1983)	12.0			
4t	DE Freddie Joe Nunn (1988)	14.0	10	LB John Abraham (2013)	11.5			

WORTH MORE THAN SACKS

The production of Golden and Jones went much deeper than sacks in 2016. They combined for 120 tackles, 31 tackles for loss, 23.5 sacks, five passes defended, eight forced fumbles, three fumble recoveries, 33 QB pressures and 45 QB hits.

According to Stats, INC., there were just two players in the NFL that posted 10.0+ sacks, 15+ tackles for loss and 4+ forced fumbles. Those players were Golden and Jones.

Arizona led the NFL in tackles for loss with 109 in 2016, according to Stats, INC., who list Jones and Golden as two of just nine players in the NFL who recorded 15+ tackles for loss in 2016. They are also the only teammates to land in the top-10.

NFL Leaders - Tackles for Loss (2016)

Rnk	Player (Team)	TFL	Rnk	Player (Team)	TFL	Rnk	Player (Team)	TFL
1t	Joey Bosa (SD)	17	1t	Olivier Vernon (NYG)	17	8t	Ryan Kerrigan (Was)	15
1t	Lavonte David (TB)	17	6t	Markus Golden (AZ)	16	10t	4 players tied	14
1t	Aaron Donald (LA)	17	6t	Jadeveon Clowney (Hou)	16			
1t	Cameron Jordan (NO)	17	8t	Chandler Jones (AZ)	15			

PERSONAL:

A record-setting running back and linebacker at Affton (St. Louis, MO) High School ... as a senior, ran for a record 2,264 yards and 30 touchdowns while also collecting 108 tackles and 10 sacks ... posted a school-record 168 tackles and 16 sacks as a junior, while also running for 1,139 yards and 16 scores ... was a team's captain each of his final two years

... Arizona entered the second round of the 2015 NFL Draft with the 55th overall pick but traded that pick to the Ravens and acquired an extra fifth-round choice (158th overall) before selecting Golden ... in May of 2015, had his high school number (#2) retired during a ceremony at the school ... hosted his second annual "Markus Golden" free football camp in his hometown of St. Louis last June.

GOLDEN CAREER STATS

Year	Team	GP/GS	Tackles			Sacks		Interceptions						FR	FF	STT
			Solo	Asst	Ttl	Sk	Yds	Int	Yds	Lq	TD	PD				
2015	Ariz	15/6	19	18	37	4.0	45	0	0	0	0	0		0	2	1
2016	Ariz	16/3	45	18	63	12.5	96.5	0	0	0	0	2		1	4	0
Total		31/9	64	36	100	16.5	141.5	0	0	0	0	2		1	6	1

Single Game Highs:

Total Tackles: 11, @ San Francisco, 10/6/16; **Solo Tackles:** 8, @ San Francisco, 10/6/16; **Sacks:** 2.5, @ Los Angeles Rams, 1/1/17; **Fumble Recoveries:** 1, vs. Washington, 12/4/16; **Forced Fumbles:** 1, six times, last @ Los Angeles, 1/1/17.

GOLDEN POSTSEASON STATS

Year	Team	GP/GS	Tackles			Sacks		Interceptions						FR	FF	STT
			Solo	Asst	Ttl	Sk	Yds	Int	Yds	Lq	TD	PD				
2015	Ariz	2/2	6	5	11	0.0	0	0	0	0	0	0		0	0	0
Total		2/2	6	5	11	0.0	0	0	0	0	0	0		0	0	0

Single Game Highs:

Total Tackles: 7, @ Carolina, 1/24/16; **Solo Tackles:** 4, @ Carolina, 1/24/16.



ZAVIAR GOODEN

COLLEGE: Missouri

HOW ACQUIRED: FA-16

YEARS NFL/CARDINALS: 4/2

HOMETOWN: Pflugerville, TX

DOB: August 31, 1990

52 // LINEBACKER // 6-1 // 231

PRO CAREER:

Originally selected by the Tennessee Titans in the third round (97th overall) of the 2013 NFL Draft. Released on 9/11/15. Signed with Detroit on 5/2/16. Released on 9/3/16 and added to the Lions practice squad on 9/21/16. Elevated to active roster on 9/24/16. Released on 9/26/16 and added to practice squad on 9/27/16. Released from practice squad on 10/13/16. Signed to Cardinals practice squad on 11/1/16. Elevated to active roster on 11/18/16.

2016: Played in eight total games (seven with Cardinals, one with Lions) and had three tackles and four special teams stops ... signed to Detroit's practice squad on 9/21 and was elevated to active roster on 9/24 ... recorded three tackles @ GB (9/25) ... released on 9/26 and re-signed to practice squad on 9/27 before being released on 10/13 ... signed to Cardinals practice squad on 11/1 ... elevated to active roster on 11/18 ... had one special teams tackle in his Arizona debut @ Min (11/20) ... recorded one special teams tackle each @ Atl (11/27), vs. Was (12/4) and @ Sea (12/24).

2014: Appeared in 15 games with two starts and had a career-high 20 tackles, including two for loss ... recorded four solo tackles in season opener @ KC (9/7) ... posted a season-high five tackles vs. Dal (9/14) ... started next two games at MLB, tying season high with five tackles @ Ind (9/28) ... had two special teams tackles vs. NYG (12/7) ... inactive (hamstring) @ Jax (12/18).

2013: Played in nine games and made one start as a rookie, recording seven tackles and five special teams stops ... inactive for seven games with ankle and hamstring injuries ... made NFL debut vs. NYJ (9/29) and had one special teams tackle ... had two special teams tackles @ StL (11/3) ...

made first career start @ Den (12/8) and recorded first tackle on defense ... set a career high with six tackles vs. Ari (12/15).

COLLEGE:

Played in 49 games (36 starts) and totaled 256 tackles, 4.0 sacks, 20.5 tackles for loss, 11 passes defended, five INTs, two forced fumbles and five fumble recoveries ... served as a team captain as a senior in 2012 when he started 10 games and collected 61 tackles, four tackles for loss, two fumble recoveries and one INT returned for a TD ... started all 13 games as a junior and had 80 tackles, six tackles for loss and a sack ... also had two INTs and four passes defended ... led the team with a career-high 85 tackles as a sophomore in 2010, adding three sacks, 7.5 tackles for loss and two INTs ... earned honorable mention All-Big 12 accolades from league's coaches ... appeared in all 13 games in 2009, finishing with 30 tackles, including three for loss ... received first-team Academic All-Big 12 honors ... redshirted in 2008.

PERSONAL:

First name pronounced "ZAY-vee-er" ... attended Pflugerville (TX) High School where he played with current Cardinals teammate LB Alex Okafor ... rushed for 1,128 yards and nine TDs as a senior while adding two INTs and a fumble recovery on defense ... helped lead team to a 12-4 record and a second-place finish in Class 5A ... selected as district's 2007 All-Purpose Player of the Year ... started on both sides of the ball as a junior, earning first-team all-district honors at safety and second-team honors at running back ... also spent four years on track and field team ... graduated in December 2012 with a degree in Business Management.

GOODEN CAREER STATS

Year	Team	GP/GS	Tackles			Sacks		Interceptions						FR	FF	STT
			Solo	Asst	Ttl	Sk	Yds	Int	Yds	Lg	TD	PD				
2013	Ten	9/1	4	3	7	0.0	0	0	0	0	0	0	0	0	0	5
2014	Ten	15/2	13	7	20	0.0	0	0	0	0	0	0	0	0	0	4
2016	Det/Ari	8/0	2	1	3	0.0	0	0	0	0	0	0	0	0	0	4
Total		32/3	19	11	30	0.0	0	0	0	0	0	0	0	0	0	13

Single Game Highs:

Total Tackles: 6, vs. Arizona, 12/15/13; **Solo Tackles:** 4, twice, last vs. Dallas, 9/14/14.

**DANIEL GRAY****COLLEGE:** Utah State**HOMETOWN:** Fort Lauderdale, FL**DOB:** May 13, 1994**HOW ACQUIRED:** FA-17◆ **ROOKIE** ◆**25 // CORNERBACK // 5-10 // 190****COLLEGE CAREER:**

Played in 27 games (19 starts) in three years (2014-16) at Utah State ... totaled 87 tackles (52 solo), 1.5 tackles for loss, one interception, 10 passes defended and one fumble recovery ... recorded 45 tackles (25 solo), one tackle for loss, one interception and four pass breakups as a senior in 2016 ... redshirted in 2013 at Utah State after transferring from Tennessee, where he saw action in eight games (one start) as a true freshman in 2012.

PERSONAL:

Attended Boyd Anderson (Lauderdale Lakes, FL) High School where he helped lead the Cobras to a 9-1 record as a senior in 2011 ... totaled 24 tackles and four interceptions as a senior and had two interceptions and forced three fumbles as a junior ... also competed in track and field in high school ... graduated with a sociology degree and a minor in criminal justice in the fall of 2016 ... cousin is Byron Leftwich, the Cardinals QB coach ... has a daughter, Kalia.

**JERMAINE GRESHAM****COLLEGE:** Oklahoma**HOW ACQUIRED:** FA-15**YEARS NFL/CARDINALS:** 8/3**HOMETOWN:** Ardmore, OK**DOB:** June 16, 1988**84 // TIGHT END // 6-5 // 260****PRO BOWL SELECTION: 2011, 2012****NOTE CARDS**

- Originally joined Cardinals just prior to 2015 training camp on 7/24/15 and agreed to terms on a one-year contract to remain with Arizona on 3/14/16. Agreed to terms on four-year contract on 3/7/17.
- In first two years with Cardinals, played in 31 games (26 starts) and recorded 55 receptions for 614 yards and three TDs. Last season, he led the team's TEs with 37 catches for 391 yards and two TDs and he had a streak of nine straight games with multiple receptions from Week 7-16.
- Spent his first five seasons with the Cincinnati Bengals, who selected him in the first round (21st overall) of the 2010 NFL Draft. Gresham

was the first tight end selected in that year's draft.

- Two-time Pro Bowl selection (2011-12) has started 93 of 105 games played with 335 receptions for 3,336 receiving yards and 27 TDs. Has also played in five postseason games (three starts) and added 14 receptions for 117 yards and a TD.
- In Arizona, reunited with QB Carson Palmer who was his teammate in Cincinnati during Gresham's rookie season in 2010.
- While playing at Oklahoma, appeared in the Fiesta Bowl at University of Phoenix Stadium following both the 2006 and 2007 seasons.

PRO CAREER:

Originally selected by the Bengals in the first round (21st overall) of the 2010 NFL Draft. Signed a one-year contract with the Cardinals on 7/24/15 as a free agent. Agreed to terms on a one-year contract to remain with Arizona on 3/14/16. Agreed to terms on a four-year contract on 3/7/17.

2016: Played in every game with 14 starts and led the TEs with 37 catches for 391 yards and two TDs ... from Weeks 7-16, had 31 receptions for 332 yards and had multiple catches in nine straight games ... had four receptions for 41 yards vs. NE

(9/11) ... caught two passes for 15 yards vs. Sea (10/23) ... posted three receptions for 32 yards @ Car (10/30) ... collected four catches for 37 yards vs. SF (11/13) ... caught two passes for 33 yards, including a 29-yard TD in the second quarter @ Min (11/20) ... recorded season-best five receptions for 35 yards and a TD @ Atl (11/27); marked second straight game with a TD catch after having just one in previous 24 games ... posted season-high 52 yards on five catches vs. Was (12/4); four of his five catches resulted in first downs ... led team with 45 yards on five receptions @ Mia (12/11) ... had three catches for 42 yards vs. NO (12/18) ... caught



two passes for 40 yards, including a season-long 34-yard catch in the second quarter @ Sea (12/24); marked ninth straight game with multiple catches.

2015: Played in 15 games (12 starts) and finished with 18 catches for 223 yards and a TD ... helped Arizona finish eighth in the NFL in rushing, averaging 119.8 yards per game ... had a four-yard reception in his Cardinals debut vs. NO (9/13) ... caught two passes for 34 yards, including a 22-yard catch on team's fourth-quarter TD drive vs. SF (9/27) ... posted season-highs with four catches for 62 yards vs. Bal (10/26) ... caught two passes for 19 yards @ Cle (11/1) ... had two catches for 26 yards and caught game-winning 14-yard TD pass in the fourth quarter @ Sea (11/15); marked his first TD as a Cardinal ... converted a 3rd-n-8 on the game-winning TD drive in the fourth quarter with a nine-yard reception @ SF (11/29) ... had a 13-yard reception as part of third-quarter TD drive @ STL (12/6); left game with knee injury ... inactive (knee) vs. Min (12/10) ... caught two passes for 36 yards vs. Sea (1/3/16) ... saw action at TE in Divisional Playoff vs. GB (1/16/16) and in NFC Championship Game @ Car (1/24/16).

2014: Started all 15 games he appeared in during his final season in Cincinnati ... inactive for Game 14 (toe) and the Wild Card playoff game @ Ind (back) ... posted a career-high 10 catches for 48 yards @ Ind (10/19) ... had two receptions @ NO (11/16), both resulting in TDs; gave Cincinnati a 7-3 lead with 12-yarder and a 20-3 lead with a one-yarder ... caught a team-high five receptions for 33 yards @ TB (11/30) ... finished with three catches for 23 yards, including a 10-yard TD reception vs. Pit (12/7) ... led the team in receptions (nine) and receiving yards (62) vs. Den (12/22); hauled in a two-yard TD for a 17-7 lead in second quarter ... caught three passes for 20 yards @ Pit (12/28), including a five-yard TD that cut deficit to 20-17 early in fourth quarter.

2013: Started all 14 games he appeared in during the regular season and finished fifth on the team in receptions (46), fourth in receiving yards (458) and third in receiving TDs (4) ... also started the team's Wild Card matchup vs. San Diego ... set season-highs in receptions (6) and yards (66) vs. Pit (9/16) ... caught two passes for 14 yards vs. NYJ (10/27), including a four-yard TD in the first quarter that gave the Bengals a 14-0 lead ... grabbed a pass in the corner of field at the Browns one-yard line, then stayed in bounds and sidestepped two defenders to complete a 25-yard TD that sparked Bengals comeback win vs. Cle (11/17) ... caught three passes for 49 yards vs. Min (12/22), including a 16-yard TD in the second quarter ... in the Wild Card matchup vs. SD (1/5/14), his four-yard TD catch tied the score at seven in second quarter; finished the game with seven receptions for 64 yards.

2012: Set career-highs in receptions (64) and receiving yards (737), adding five TDs catches while making second straight Pro Bowl ... finished second on the team behind A.J. Green in receptions and receiving yards ... had five receptions for 64 yards @ Was (9/23), including a six-yard TD catch in the fourth quarter that put the Bengals ahead to stay 31-24 ... caught three passes for 68 yards

@ Cle (10/14), including a career-long 55-yard TD reception in the first quarter that gave the Bengals a 7-0 lead ... posted six receptions for a career-high 108 yards vs. Den (11/4), including a 52-yarder to the Broncos 11-yard line in third quarter that set up Bengals TD ... recorded three receptions for 38 yards in playoff-clinching win @ Pit (12/23), including a 25-yarder to convert 3rd-n-14 and a 12-yarder to convert a 3rd-n-9 ... caught two passes in the Wild Card matchup @ Hou (1/5/13).

2011: Despite missing two games due to a hamstring injury, ranked second on team in receptions (56) and third in receiving yards (596) ... selected to first Pro Bowl ... also tied for second on the team with six TD catches ... contributed to pass protection effort that tied for fourth in NFL in fewest sacks allowed (25) ... led the team in receptions (six) and receiving yards (58) @ Cle (9/11), including a two-yard TD reception from Andy Dalton in first quarter ... had a 17-yard TD catch in the third quarter and added key 25-yard catch on the Bengals game-tying fourth-quarter TD drive vs. Buf (10/2) ... had a three-yard TD catch in the second quarter and on the game-deciding fourth-quarter TD drive; caught a nine-yard pass to the Jaguars 10 on fourth-and-six @ Jax (10/9) ... hauled in five receptions for 46 yards in the Wild Card matchup @ Hou (1/7/12).

2010: Appeared in 15 games (10 starts) as a rookie, missing the season finale due to a knee strain ... his 52 receptions broke Tony McGehee's 1995 mark (44) for the most catches by a Bengals rookie TE ... tied teammate Jordan Shipley for most receptions by any Bengals rookie since 1985 (WR Eddie Brown, 53) ... his four TD receptions were the most ever by a Bengals rookie strictly playing TE ... caught six passes for 25 yards in his NFL debut @ NE (9/12), including a one-yard TD pass from Carson Palmer in the third quarter ... set season-highs with nine catches for 85 yards, including a 19-yard TD @ Ind (11/14) ... hauled in four receptions for 56 yards in the regular season finale win vs. SD (12/26), ending Chargers playoff hopes; reception total included a three-yard TD on 3rd-n-goal in first quarter.

COLLEGE:

Appeared in all 42 games in three seasons at Oklahoma (2006-08), helping team to 34-8 record with two Fiesta Bowls and one berth in the BCS Championship game ... did not play in 2009 due to a knee injury suffered in preseason practice ... in his three seasons, totaled 111 receptions for 1,629 yards (14.7 avg.), and his 26 TDs ranked second in Big 12 history among TEs ... earned first-team All-American honors from The Sporting News in 2008 when he set school records in TDs (14) and receiving yards (950) for a tight end ... scored 25 TDs in his last 28 games.

PERSONAL:

Attended Ardmore (OK) High School where as a senior he was rated as the top TE prospect in the nation by PrepStar and Rivals.com ... also a basketball standout in high school ... majored in Multidisciplinary Studies.



GRESHAM CAREER STATS

Year	Team	GP/GS	Receiving		Avg	Lg	TD
			Rec	Yds			
2010	Cin	15/10	52	471	9.1	27	4
2011	Cin	14/13	56	596	10.6	31	6
2012	Cin	16/15	64	737	11.5	55t	5
2013	Cin	14/14	46	458	10.0	30	4
2014	Cin	15/15	62	460	7.4	23	5
2015	Ariz	15/12	18	223	12.4	22	1
2016	Ariz	16/14	37	391	10.6	34	2
Total		105/93	335	3,336	10.0	55t	27

Single Game Highs:

Receptions: 10, @ Indianapolis, 10/19/14; **Receiving Yards:** 108, vs. Denver, 11/4/12; **TDs:** 2, @ New Orleans, 11/16/14; **Long Reception:** 55t, @ Cleveland, 10/14/12; **Long TD Reception:** 55, @ Cleveland, 10/14/12.

GRESHAM POSTSEASON STATS

Year	Team	GP/GS	Receiving		Avg	Lg	TD
			Rec	Yds			
2011	Cin	1/1	5	46	9.2	16	0
2012	Cin	1/1	2	7	3.5	6	0
2013	Cin	1/1	7	64	9.1	13	1
2015	Ariz	2/0	0	0	0.0	0	0
Total		5/3	14	117	8.4	16	1

Postseason Single Game Highs:

Receptions: 7, vs. San Diego, 1/5/14; **Receiving Yards:** 64, vs. San Diego, 1/5/14; **TDs:** 1, vs. San Diego, 1/5/14; **Long Reception:** 16, vs. San Diego, 1/5/14; **Long TD Reception:** 4t, vs. San Diego, 1/5/14.



RODNEY GUNTER

COLLEGE: Delaware State

HOW ACQUIRED: D4/15 (116th)

YEARS NFL/CARDINALS: 3/3

HOMETOWN: Lake Hamilton, FL

DOB: January 19, 1992

95 // DEFENSIVE TACKLE // 6-5 // 305

NOTE CARDS

- The Cardinals entered the fourth round of the 2015 NFL Draft with the 123rd overall selection and made a trade with Cleveland to move up to the 116th overall pick where they selected Gunter out of Delaware State.
- Has appeared in all 32 games (12 starts) his first two seasons, totaling 52 tackles, 2.5 sacks, one fumble recovery and a blocked FG.
- Was the first Delaware State player ever selected by the Cardinals in the NFL Draft and the school's highest draft pick since San Francisco took future two-time Pro Bowl WR John Taylor with the 76th overall selection in 1986.
- Did not receive a lot of attention from college scouts coming out of Haines City (FL) High School, where he played just one season of football. His time on the gridiron was cut short due to working 32 hours a week after school as a dishwasher and waiter at Spring Haven Retirement Home. He did so to help pay the household bills for his single mother and two younger brothers.
- First individual selected in the 2015 NFL Draft that was not among players invited to the NFL Combine.

PRO CAREER:

The Cardinals fourth-round selection (116th overall) in the 2015 NFL Draft, Gunter has played in all 32 games (12 starts) in his first two seasons.

2016: Appeared in all 16 games (one start) and had 18 tackles, two for loss, 1.5 sacks and a fumble recovery ... added nine QB pressures, four QB hits and a blocked FG ... registered two tackles

@ SF (10/6) ... collected one solo tackle each vs. NYJ (10/17) and vs. Sea (10/23) ... recorded three tackles @ Car (10/30) ... made only start @ Min (11/20) ... recorded one solo tackle for loss and two QB pressures vs. Was (12/4) ... recovered a fumble in the first quarter @ Mia (12/11) ... had one solo tackle vs. NO (12/18) ... blocked a Steven Hauschka 45-yard FGA in the first quarter and then sacked



Russell Wilson on 4th-n-goal from the 1 in the second quarter @ Sea (12/24); marked first career blocked kick and his second career sack; added season-best four solo tackles, including one for loss ... shared a sack of Jared Goff with Markus Golden in the third quarter @ LAR (1/1/17); also had two solo tackles.

2015: Played in all 16 games and made 11 starts at NT, totaling 34 tackles, one sack and five tackles for loss ... tied for third on the team with 12 QB pressures and added two QB hits ... added six tackles and four QB pressures in two playoff games ... totaled two tackles in NFL debut vs. NO (9/13) ... made first career start at NT and had one QB pressure @ Chi (9/20) ... recorded four tackles, including one for loss vs. SF (9/27) ... collected two tackles, including one for loss, and had two QB pressures @ Det (10/11) ... tied then season high with four tackles @ Pit (10/18) ... registered his first career sack vs. Cin (11/22), taking down Andy Dalton for a 10-yard loss in the fourth quarter; added three tackles, including one for loss, and two QB pressures ... led the D-line with a career-best seven solo tackles, including two for loss vs. Sea (1/3/16) ... recorded three tackles in Divisional Playoff vs. GB (1/16/16) ... had three tackles and a team-high four QB pressures in NFC Championship Game @ Car (1/24/16).

COLLEGE:

A four-year starter and three-time All-MEAC selection at Delaware State, totaled 188 tackles, 37 tackles for loss, 18.0 sacks, a forced fumble and a

fumble recovery during his career ... led the team in sacks each of his final three seasons ... was a Delaware State and MEAC Scholar-Athlete ... earned second-team All-MEAC honors after posting a career-high 57 tackles, 7.0 sacks and 12 tackles for loss as a senior in 2014 ... his seven sacks led the Hornets and ranked eighth in the MEAC ... finished 16th in the league with 12 tackles for loss ... named first-team All-MEAC as a junior after posting 43 tackles and a team-high 4.5 sacks ... marked second straight season leading the team in sacks ... finished second on the team with 10.5 tackles for loss ... appeared in all 11 games in 2012 and was named second-team All-MEAC after posting 49 tackles and a team-high 5.5 sacks ... led all D-linemen with 27 solo tackles and ranked second on the team with nine tackles for loss ... also credited with three QB hurries, a forced fumble, a fumble recovery and a pass defended ... played in all 11 games as a true freshman and ranked fifth on the Hornets with 39 total tackles (24 solos) ... also finished fifth on the team with 4.5 tackles for loss to go along with a sack and a QB hurry.

PERSONAL:

Attended Haines City (FL) High School where he was a standout performer in both football and basketball ... played just one season of football ... earned honorable mention All-State honors as a senior in his lone season on the gridiron ... cousin of D.C. Jefferson, who played football at Rutgers and was a seventh round selection (219th overall) of the Cardinals in the 2013 NFL Draft.

GUNTER CAREER STATS

Year	Team	GP/GS	Tackles			Sacks		Interceptions						FR	FF	STT
			Solo	Asst	Ttl	Sk	Yds	Int	Yds	Lg	TD	PD				
2015	Ariz	16/11	17	17	34	1.0	10	0	0	0	0	0	0	0	0	0
2016	Ariz	16/1	14	4	18	1.5	11	0	0	0	0	0	1	0	0	0
Total		32/12	31	21	52	2.5	21	0	0	0	0	0	1	0	0	0

Single Game Highs:

Total Tackles: 7, vs. Seattle, 1/3/16; **Solo Tackles:** 7, vs. Seattle, 1/3/16; **Sacks:** 1.0, twice, last @ Seattle, 12/24/16; **Fumble Recoveries:** 1, @ Miami, 12/11/16.

Additional Special Teams Statistics:

Blocked Field Goals: 1: @ Seattle, 12/24/16.

GUNTER POSTSEASON STATS

			Tackles			Sacks		Interceptions							
Year	Team	GP/GS	Solo	Asst	Ttl	Sk	Yds	Int	Yds	Lg	TD	PD	FR	FF	STT
2015	Ariz	2/0	3	3	6	0.0	0	0	0	0	0	0	0	0	0
Total		2/0	3	3	6	0.0	0	0	0	0	0	0	0	0	0

Single Game Highs:

Total Tackles: 3, twice, last @ Carolina, 1/24/16; **Solo Tackles:** 2, vs. Green Bay, 1/16/16.



GUMP HAYES

COLLEGE: Arizona State
HOMETOWN: Richmond, VA
DOB: July 18, 1992

HOW ACQUIRED: FA-17

◆ **ROOKIE** ◆

48 // CORNERBACK // 5-11 // 192

COLLEGE CAREER:

After two seasons at Lackawanna (PA) Junior College, transferred to Arizona State for his final two college seasons ... played in 23 games during his two seasons at ASU, seeing time as a running back and cornerback while also returning punts and kickoffs ... in his lone year at cornerback, recorded 43 tackles, three tackles for loss, three INTs, and nine passes defended in 13 games in 2016 after moving from running back prior to his senior season ... totaled 397 all-purpose yards in 11 games played as a junior running back in 2015, finishing fourth in the Pac-12 in punt return average (7.2) ... redshirted in 2014 after transferring

to ASU from Lackawanna ... appeared in 17 games over two junior college seasons, totaling 1,625 yards and 17 TDs ... as a sophomore in 2013, rushed for 837 yards and seven TDs in just seven games, averaging 119.6 yards per contest.

PERSONAL:

Full name is De'Chavon Hayes and received the nickname "Gump" as a child because of his speed ... attended Varina (Richmond, VA) High School where he was a standout in both football and track and field ... played RB in high school, scoring 18 TDs over his final two seasons.



KRISHAWN HOGAN

COLLEGE: Marian
HOMETOWN: Indianapolis, IN
DOB: May 12, 1995

HOW ACQUIRED: FA-17

◆ **ROOKIE** ◆

85 // WIDE RECEIVER // 6-3 // 222

COLLEGE CAREER:

Established school records with 4,395 receiving yards and 42 receiving touchdowns ... ranked second in program history in all-purpose yards (4,565) and scoring (402) and had the seventh-most career receptions (263) in NAIA history ... gained 202 yards and scored 25 touchdowns in 63 career carries ... earned All-Mid-States Football Association Offensive Player of the Year honors and was an All-MSFA first-team selection with 80 catches for 1,435 yards and 15 touchdowns as a senior in 2016 ... registered career highs in all receiving categories – 101 receptions for 1,824 yards and 16 touchdowns

– as a junior in 2015 ... began his college career at Walsh (North Canton, OH) University, where he saw action in 10 games during the 2013 season.

PERSONAL:

Attended Warren Central (Indianapolis, IN) High School, where he did not appear in a game until his senior year, catching 20 passes for one touchdown ... took community college classes and worked two jobs – Monkey Joe's inflatable play center and as a custodian at the Indiana Convention Center – between stints at Walsh and Marian ... has a son, Krishawn Jr.

CARDINALS "HELP FEED THE HUNGRY"

Cardinals players, front office personnel and family members served Thanksgiving dinner at the Phoenix Rescue Mission at the team's 15th annual "Help Feed the Hungry" last November.

Cardinals President Michael Bidwill, Nicole Bidwill and a number of Cardinals players joined team employees, members from the Arizona Cardinals Women's Club, Cardinals Cheerleaders and team mascot Big Red to serve dinner at the Rescue Mission to help celebrate Thanksgiving.





WILL HOLDEN

COLLEGE: Vanderbilt

HOMETOWN: Green Cove Springs, FL

DOB: September 14, 1993

ROUND 5A
157th Overall



69 // TACKLE // 6-7 // 312

NOTE CARDS

- Arizona's first selection in the fifth round (157th overall) of the 2017 NFL Draft, Holden became just the 10th Vanderbilt player ever selected by the Cardinals in the draft, and the first since the team took DB Corey Chavous in the second round (33rd overall) in 1998.
- A three-time member of the Academic Honor Roll (2013-15), Holden was named to the 2016 CoSIDA Academic All-District Team. In high school, he was a member of the National Honor Society.

COLLEGE CAREER:

Appeared in 48 games with the Commodores, starting the final 35 games at tackle ... played guard and both tackle spots during his career at Vanderbilt.

2016: Started all 13 games, extending his consecutive starts streak at tackle to 37 games ... played virtually every meaningful snap protecting QB Kyle Shurmur's blindside at left tackle ... helped RB Ralph Webb becoming the team's all-time leading rusher and sophomore Shurmur produce one of the finest seasons ever by a Commodore QB ... earned SEC Offensive Line-man of the Week honors for his performance vs. Ole Miss when he had three key blocks that resulted in TDs.

2015: Started all 12 games at left tackle ... projected as starting right tackle only to move to opposite tackle spot during preseason drills due to injury ... played more than 870 offensive snaps, second most on OL behind senior center Spencer Pulley ... credited with 33 pancake and 13 domination blocks during the season, and earned or shared team's offensive lineman of the week honors on three occasions.

2014: In his first year as a starter on the offensive line, played in all 12 games, starting 10 contests at right tackle.

2013: Appeared in 11 games, playing on the offensive line and on special teams ... played both guard and tackle during the season.

2012: Redshirted

PERSONAL:

Attended Clay (Green Cove Springs, FL) High School where he was a three-year starter, earning first team All-State honors as a senior in 2012 ... also named to the Jacksonville Times-Union's prestigious Super 24 Team as a senior ... while his hometown may be small (population of 6,908), his high school produced current NFL players Cliff Avril (Seattle) and Nolan Carroll (Dallas) ... another successful Clay High alum is Caeleb Dressel, who won an Olympic Gold Medal at the 2016 Summer Olympics as a member of the 4x100 meter freestyle relay team featuring Michael Phelps ... lettered as a thrower in track & field ... member of National Honor Society chapter and achieved Eagle Scout status ... father, Kevin, spent 30 years in the Navy; his brother, Kevin, is a corpsman in the Navy, and was recently on the President's Medical team ... graduated in 2016 with a degree in Human and Organizational Development.

HOLDEN COLLEGE STATS

Year	GP/GS
2013	11/0
2014	12/10
2015	12/12
2016	13/13
Total	48/35



CHRIS HUBERT

COLLEGE: Fayetteville State

HOW ACQUIRED: FA-17

YEARS NFL/CARDINALS: 1/1

HOMETOWN: Apex, NC

DOB: May 8, 1993

81 // WIDE RECEIVER // 5-9 // 170

PRO CAREER:

Signed with Cardinals as an undrafted rookie free agent on 5/9/16. Released on 9/3/16 and re-signed to practice squad on 9/4/16. Released on 9/13/16. Re-signed to practice squad on 10/25/16 and elevated to active roster on 10/26/16. Released on 11/25/16 and re-signed to practice squad on 11/29/16. Signed a future contract on 1/3/17. Released on 5/10/16 and re-signed on 6/5/17.

2016: After being released on 9/3, re-signed to practice squad on 9/4 ... released on 9/13 ... re-signed to practice squad on 10/25 and elevated to active roster on 10/26 ... inactive for next three games ... released on 11/25 and re-signed to practice squad on 11/29.

COLLEGE:

Finished his career at Division II Fayetteville State ranked first in school history in TD receptions

(19), second in receptions (129) and third in receiving yards (1,784) in 32 games played ... started all 10 games as a senior and had a career-best season, totaling 71 catches for 862 yards and 13 TDs to set single-season school records for receptions and TDs ... also returned five punts for 115 yards and a TD and had 11 kickoff returns for 192 yards ... earned second-team All-CIAA honors ... played in all 10 games (eight starts) as a junior, leading the Broncos with 46 receptions for 574 yards and five TDs ... had two catches for 28 yards and a TD in six games as a sophomore in 2013 ... played in six games as a freshman and had 10 receptions for 93 yards.

PERSONAL:

Attended Middle Creek (Apex, NC) High School ... graduated with a degree in Criminal Justice in December, 2015.

CARDINALS PLAYER AND COACH BIRTHDAYS

JANUARY

1 Alani Fua
8 Jaron Brown
10 Budda Baker
14 Byron Leftwich
16 Kevin Ross
18 Ironhead Gallon
18 Xavier Williams
19 Rodney Gunter
23 Phil Dawson

FEBRUARY

1 Carlton Agudosi
3 Andre Ellington
10 Tre'Von Johnson
15 Ed Stinson
17 Josh Mauro
19 Kareem Martin
22 Kaleb Johnson
27 Chandler Jones

MARCH

4 Daniel Munyer
10 Richie Leone
12 Krishawn Hogan
13 Markus Golden
13 Cole Toner
15 Ricky Seals-Jones
16 Jeremy Ross
23 Daniel Gray

APRIL

3 John Brown
15 Ryan Lewis
24 J.J. Nelson
25 Nick Rapone

MAY

7 Drew Stanton
8 Larry Clark
8 Chris Hubert
12 Mike Iupati
13 Tyrann Mathieu
20 Ulrick John
22 A.Q. Shipley
25 Mike Chiurco
26 Anthony Piroli
27 James Bettcher
28 Jumal Rolle
31 Pasoni Tasini

JUNE

5 Gabe Martin
8 Corey Peters
9 Kerwynn Williams
12 James Summers
12 Larry Foote
14 Jared Veldheer
16 Jermaine Gresham
17 Justin Bethel
20 Larry Miller
20 Matt Wile
21 Tom Pratt

JULY

5 Aaron Brewer
11 Cap Capi
11 Patrick Peterson
12 Larry Zierlein
18 Gump Hayes

AUGUST

5 Alex Bazzie
5 Marquis Bundy
6 Tony Bergstrom
15 Elie Bouka
17 Elijah Penny
19 Evan Boehm
26 Roger Kingdom
27 Olsen Pierre
28 Scooby Wright III
30 Deone Bucannon
31 Larry Fitzgerald
31 Zavier Gooden

SEPTEMBER

3 T.J. Logan
7 Lucas Crowley
9 Brandon Williams
14 Will Holden
14 Frostee Rucker
18 Troy Niklas
19 Robert Nkemdiche
21 Steve Heiden
22 Haason Reddick
23 Chris Johnson
29 Buddy Morris
30 Brentson Buckner

OCTOBER

3 Bruce Arians
3 Trevor Knight
3 Givens Price
13 Jarvis Jones
15 Blaine Gabbert
19 Chad Williams
21 Dorian Johnson
23 Ifeanyi Momah
27 Rick Christophel
27 Jonathan McLaughlin

NOVEMBER

1 Rudy Ford
3 Karlos Dansby
7 Tom Moore
10 Ronald Zamort
14 Harold Goodwin
20 Steven Wroblewski
23 Hakeem Valles
29 Freddie Kitchens

DECEMBER

5 Bob Sanders
11 Tyvon Branch
11 Darryl Drake
16 David Johnson
25 Sojourn Shelton
27 Carson Palmer
28 D.J. Humphries
31 Amos Jones

Italics indicates coach



D.J. HUMPHRIES

COLLEGE: Florida

HOW ACQUIRED: D1/15 (24th)

YEARS NFL/CARDINALS: 3/3

HOMETOWN: Charlotte, NC

DOB: December 28, 1993

74 // TACKLE // 6-5 // 307

NOTE CARDS

- The Cardinals first-round selection (24th overall) in the 2015 NFL Draft, Humphries became the first Florida player ever drafted by the Cardinals in the first round.
- He started the first 13 games of the 2016 season, playing right tackle for the first 10 games and then left tackle for three contests before missing the final three games with a concussion. Helped Cardinals total 418 points (fourth-most in franchise history) and finish as the NFL's #9 ranked offense.
- Helped RB David Johnson establish franchise single-season records for total yards (2,118), total TDs (20) and rushing TDs (16) in 2016.
- One of five tackles drafted in the first round of the 2015 draft, joining Brandon Scherff (5th overall, Washington), Ereck Flowers (9th overall, NY Giants), Andrus Peat (13th overall, New Orleans) and Cedric Ogbuehi (21st overall, Cincinnati).

PRO CAREER:

Selected by the Cardinals in the first round (24th overall) of the 2015 NFL Draft, Humphries started 13 games in his second season after not playing as a rookie.

2016: Started first 13 games (first 10 at RT, next 3 at LT) before suffering a concussion and missing the last three games ... helped Cardinals total 418 points (fourth-most in franchise history) and finish as the NFL's #9 ranked offense ... made first career appearance in season opener and helped Cardinals run for 92 yards and a TD on 19 attempts vs. NE (9/11) ... helped Arizona run for 118 yards on 25 carries vs. LAR (10/2) ... contributed to line that helped Cardinals rush for 172 yards and two TDs on 37 attempts while allowing just one sack @ SF (10/6) ... blocked as Cardinals ran for 171 yards and three TDs on 35 carries while not allowing a sack vs. NYJ (10/17) ... helped Arizona rush for 132 yards on 37 attempts vs. Sea (10/23) ... blocked as Cardinals rushed for 135 yards and a TD on 28 carries @ Min (11/20) ... made first career start at LT @ Atl (11/27) ... started at LT but left in the first half with a concussion @ Mia (12/11) ... inactive (concussion) the last three games.

2015: Inactive for all 16 regular season games and both playoff games.

COLLEGE:

Appeared in 29 games (19 starts) at left tackle before declaring for the NFL Draft following his junior season at Florida ... started all 10 games he appeared in at LT in 2014, missing two games due to injury ... Gators rushed for 100+ yards in all 10 games he played, including four

games with 200+ yards and a season-best 418 yards on the ground vs. Georgia ... Florida also posted 20 rushing TDs in the 10 games he appeared in ... helped the Gators offense accumulate 655 net yards of offense and seven TDs in a 65-0 victory over Eastern Michigan in the season opener ... part of an offensive line that allowed one sack or fewer in six of 10 games he started, including four games with no sacks ... played in seven games as a sophomore, starting the first six at LT, before a knee injury ended his season ... in the six games he started, the Gators averaged 178.5 rushing yards per game, compared to 113.0 rushing yards per game in the six games he did not start ... team averaged over 100 fewer net yards per game in the games he did not start (367.8 ypg vs. 265.5 ypg) ... appeared in all 12 games (three starts) as a true freshman and was named to the SEC Coaches All-Freshman team and was a Sporting News Freshman All-American ... graded out at 80 percent or better six times, including 100 percent against Texas A&M and Tennessee ... enrolled in January of 2012.

PERSONAL:

Attended Mallard Creek (Charlotte, NC) High School, where he was named a first-team high school All-American by USA Today, ESPN, Rivals.com, MaxPreps and Sports Illustrated ... started all four seasons and did not allow a sack over the final three years of his prep career ... led Mallard Creek to a 13-1 record and berth in the NCHSAA Class 4AA State Semifinals ... named an AP All-State first-team selection ... selected to participate in the 2012 U.S. Army All-America Bowl.

HUMPHRIES CAREER STATS

Year	Team	GP/GS
2015	Ariz	0/0
2016	Ariz	13/13
Total		13/13

HUMPHRIES POSTSEASON STATS

Year	Team	GP/GS
2015	Ariz	0/0
Total		0/0



MIKE IUPATI

COLLEGE: Idaho**HOW ACQUIRED:** UFA-15 (49ers)**YEARS NFL/CARDINALS:** 8/3**HOMETOWN:** Vaitogi, American Samoa**DOB:** May 12, 1987**76 // GUARD // 6-5 // 331****PRO BOWL SELECTION:** 2012, 2013, 2014, 2015

NOTE CARDS

- Signed a five-year contract with the Cardinals on 3/11/15 as an unrestricted free agent after spending his first five seasons with the 49ers.
- Has started 28 regular season games and both playoff contests in his first two seasons with Arizona.
- Named a Pro Bowl alternate in 2016 after starting 15 games and helping Cardinals score 418 points (fourth-most in franchise history) and finish with the NFL's #9 ranked offense.
- Helped RB David Johnson establish franchise single-season records for total yards (2,118), total TDs (20) and rushing TDs (16) in 2016.
- Has blocked for a 1,000-yard rusher in four of the last five seasons, including in 2016 when David Johnson rushed for 1,239 yards.
- Earned his fourth consecutive Pro Bowl honor in 2015, becoming the first Cardinals OL to make the Pro Bowl since Lomas Brown in 1996 and the first guard to do so since Bob Young in 1979.
- Selected as the inaugural recipient of the Polynesian Pro Football Player of the Year Award for the 2015 season by the Polynesian Football Hall of Fame.
- Started all 75 regular season games he played in and all eight postseason games in five years with San Francisco, earning three Pro Bowls (2012-14) and was a first-team All-Pro selection in 2012.
- A first-round pick (17th overall) in the 2010 draft, he and fellow first-round pick T Anthony Davis started all 16 games together as rookies in 2010. They became just the third set of rookies to start every game on the offensive line since the 16-game schedule began in 1978.
- Grew up in Vaitogi, American Samoa, a 1.25 square mile village with 1,400 people, and learned English as a second language. Did not live in the United States until prior to his freshman year of high school.

PRO CAREER:

Originally drafted by the San Francisco 49ers in the first round (17th overall) of the 2010 NFL Draft. Signed a five-year contract with the Cardinals as an unrestricted free agent on 3/11/15.

2016: Started at LG in 15 games ... helped Cardinals total 418 points (fourth-most in franchise history) and finish as the NFL's #9 ranked offense ... selected as a Pro Bowl alternate ... helped Cardinals allow just one sack in 36 pass plays and run for 105 yards and a TD on 30 attempts vs. TB (9/18) ... blocked as Arizona ran for 118 yards on 25 carries vs. LAR (10/2) ... started but left the game in the third quarter with an ankle injury @ SF (10/6) ... inactive (ankle) vs. NYJ (10/17) ... returned to action and helped Arizona run for 132 yards on 37 attempts vs. Sea (10/23) ... contributed as Cardinals rushed for 135 yards and a TD on 28 carries @ Min (11/20) ... helped block as Cardinals ran for season-high 175 yards and a TD on 27 attempts @ Mia (12/11); marked his 100th career game and start ... blocked as Cardinals ran for 116 yards and three TDs while allowing just one sack vs. NO (12/18) ... helped Cardinals run for three TDs and allow just one sack @ Sea (12/24) ... helped Cardinals allow just one sack and score season-high 44 points @ LAR (1/1/17).

2015: Started the final 13 games and both playoff games at LG in his first season with the Cardinals ... selected to his fourth consecutive Pro Bowl, becoming the first Cardinals OL to make the Pro Bowl since Lomas Brown (1996) and the first guard since Bob Young (1979) ... earned second-team AP All-Pro honors ... helped Arizona finish the season with the NFL's #1 ranked offense; 27 sacks tied for the fourth-fewest allowed in the league and 1,917 rushing yards ranked eighth in the NFL ... inactive (knee) the first three games ... made his Cardinals debut and helped Arizona rush for 113 yards on 21 attempts vs. StL (10/4) ... helped Cardinals post 187 rushing yards and three TDs on 25 carries @ Det (10/11) ... blocked as Cardinals ran for 150 yards and a TD on 28 carries vs. Bal (10/26) ... blocked as Cardinals rushed for 119 yards and allowed just one sack in 39 pass plays @ Cle (11/1) ... suffered neck injury in second quarter @ Sea (11/15) and left the game ... returned from injury to start vs. Cin (11/22) ... helped Cardinals rush for 175 yards and a TD on 36 carries @ StL (12/6) ... had first career reception on game-winning FG drive vs. Min (12/10), catching a deflected pass and gaining 10 yards to pick up a first down ... part of line that helped Cardinals run for season-high 230 yards and three TDs on 39 attempts



@ Phi (12/20); marked most rushing yards by the team in over four years (268, @ StL, 11/27/11) ... blocked as Cardinals ran for 121 yards and a TD on 26 carries vs. GB (12/27) ... started at LG in Divisional Playoff win vs. GB (1/16/16) and in NFC Championship Game @ Car (1/24/16).

2014: Started 15 games at LG and earned his third straight Pro Bowl selection after helping 49ers rank fourth in the NFL with 136 rushing yards per game ... part of line that blocked as Frank Gore ran for 1,106 yards on 255 carries, marking his fourth straight season with more than 1,100 rushing yards ... helped pave the way as San Francisco rushed for 218 yards on 42 carries (5.2 avg.) vs. Phi (9/28); team finished with season-high 42:17 time of possession ... part of line that held the Rams without a sack @ StL (10/13), as Colin Kaepernick threw for a season-high 343 yards ... inactive (concussion) @ Den (10/19) ... blocked as 49ers set franchise record with 355 rushing yards on 40 attempts (8.9 avg.) vs. SD (12/20); marked the most rushing yards by any team in the NFL since Minnesota had 378 yards on 11/4/07; Gore finished with season-high 158 yards and a TD on 26 carries while Kaepernick ran for 151 yards on seven attempts, including a 90-yard TD ... finished off the season by blocking as 49ers totaled 206 rushing yards on 33 carries (6.2 avg.) vs. Ari (12/28), their third game of 200+ rushing yards on the year and second consecutive; helped Gore run for 144 yards on 25 carries.

2013: Earned second straight Pro Bowl selection after starting 12 regular season games and all three postseason contests ... helped 49ers finish third in the NFL averaging 137.6 rushing yards per game as Frank Gore led the way with his third consecutive 1,100+ yard season, totaling 1,128 yards and nine TDs on 276 carries ... blocked as San Francisco totaled 494 yards vs. GB (9/8), the second-most total net yards in a season opener in franchise history ... helped 49ers top 100 yards rushing in eight straight games from Games 2-9 ... led the way as Gore ran for season-high 153 yards and a TD on 20 carries (7.7 avg.) @ StL (9/26); team finished with 219 rushing yards and Gore, Kendall Hunter and Anthony Dixon all scored TDs, the first time the 49ers had three different RBs score a rushing TD in the same game since 2001 ... part of line that did not allow a sack @ Jax (10/27); also helped Niners rush for season-best 221 yards and four TDs on 38 attempts (5.4 avg.) ... inactive (knee) for Games 11-14 ... helped pave the way for San Francisco to total 199 rushing yards on 30 attempts (6.6 avg.) vs. Atl (12/23), the final game at Candlestick Park ... started all three postseason games as 49ers advanced to NFC Championship Game for the third straight season ... helped Niners rush for 167 yards in Wild Card game @ GB (1/5/14) ... part of line that held Panthers to just one sack in Divisional Playoff game @ Car (1/12/14) ... blocked as 49ers ran for 161 yards in NFC Championship Game @ Sea (1/19/14).

2012: Started all 16 games for the third straight season and earned numerous accolades, including AP first-team All-Pro honors and was selected a Pro Bowl starter ... also was named first-team All-Pro by PFW/PFWA and earned All-Pro selections from Sports Illustrated's Peter King, ESPN's John Clayton and The Sporting News ... part of line that won

POLYNESIAN PLAYER OF THE YEAR

Cardinals G **Mike Iupati** was selected as the inaugural recipient of the Polynesian Pro Football Player of the Year Award for the 2015 season by the Polynesian Football Hall of Fame. The award recognizes the most outstanding professional football player of Polynesian ancestry.

Iupati was a finalist for the award again in 2016, which went to Titans QB Marcus Mariota.



the 2012 Madden Most Valuable Protectors Award, recognizing the best offensive line in the NFL ... helped Frank Gore rush for 1,214 yards, his second straight 1,200-yard season and the second-highest total of his career ... paved the way as team rushed for 247 yards on 44 carries @ NYJ (9/30) ... helped 49ers set a team record with 621 total yards (311 rushing, 310 passing) vs. Buf (10/7); broke previous franchise record of 598 yards (9/13/92 vs. Buf); San Francisco became first team in NFL history with 300+ rushing yards and 300+ passing yards in the same game, and for the first time since 1961, they had a 300-yard passer (Alex Smith, 303), two 100-yard receivers (Michael Crabtree, 113; Vernon Davis, 106) and a 100-yard rusher (Gore, 106) in the same game; line did not allow a sack in the game and won the Madden Most Valuable Protectors Award for Week 5 ... blocked as Gore ran for a season-best 131 yards on 16 carries (8.2 avg.) vs. Sea (10/18); line won Madden Most Valuable Protectors Award for Week 7 ... part of line that won Madden Most Valuable Protectors Award for a third time in Week 12 as they did not allow a sack @ NO (11/25) ... started all three postseason games, including Super Bowl XLVII ... helped 49ers become first team in NFL history to have two 100-yard rushers (Colin Kaepernick, 181; Gore, 119) and a 100-yard receiver (Crabtree, 119) in a playoff game in NFL history in Divisional Playoff game vs. GB (1/12/13); Niners totaled 579 yards (323 rushing, 256 passing), setting a new single-game postseason franchise record, and the 323 rushing yards also set a new postseason franchise mark ... part of line that helped San Francisco rally from 17-0 first-half deficit to win NFC Championship Game @ Atl (1/20/13); blocked as Gore ran for two second-half TDs ... started Super Bowl XLVII vs. Bal (2/3/13) as 49ers became first team in Super Bowl history with a 300-yard passer (Kaepernick, 302), a 100-yard rusher (Gore, 110) and two 100-yard receivers (Crabtree, 109; Davis, 104).



CARDINALS IN THE COMMUNITY

Mike Iupati came to Arizona in 2015 and his impact was felt on the field immediately as he was selected to his fourth consecutive trip to the Pro Bowl in his first season with the Cardinals. He has made a similar impact in the Arizona community since joining the Cardinals through various team charitable programs and appearances.

Iupati has been a regular participant in the team's Milk and Cookies program, visiting elementary schools throughout the Valley to promote literacy by reading to children.

The past two years during the Christmas season, Iupati, along with Cardinals teammates, participated in the team's "Teddy Bear Express" event at Phoenix Children's Hospital. The players delivered white personalized Cardinals teddy bears to children in the pediatric units throughout the hospital. He also visited Boys Hope Girls Hope the past two years for the team's annual Christmas party. Boys Hope Girls Hope helps academically capable and motivated children by providing family like homes, opportunities and education through college.

Last year, Iupati and his teammates took part in the annual "Light the House" party to help spread holiday cheer at the Phoenix Ronald McDonald House. The group provided the families at the house with dinner, drinks and dessert while also passing out stockings to the children. Iupati also was a part of the team's annual dinner for Breast Cancer survivors and their families at Sapporo where players serve as celebrity chefs the past two years.

In the 2016 offseason, Iupati and Cardinals teammates visited the Salvation Army KROC Center for the "Team Smile" event to provide 300 kids free dental care while participating in an Easter Egg hunt.

In 2015, Iupati joined teammates and Cardinals President Michael Bidwill at the team's annual "Help Feed the Hungry" event. The Cardinals group served Thanksgiving dinner to those less fortunate at the Phoenix Rescue Mission.



2011: Started all 16 games for the second straight season and helped 49ers rank eighth in the NFL with 127.8 rushing yards per game ... blocked as Frank Gore totaled 1,211 rushing yards and eight TDs on 282 carries and set a new franchise record with five straight 100-yard rushing games (Games 4-8) ... part of line that did not allow a sack in season opener vs. Sea (9/11) ... helped 49ers total 442 yards in come-from-behind victory @ Phi (10/2) ... blocked as Niners rushed for season-high 213 yards and did not allow a sack vs. TB (10/9); marked first time in five seasons the team had topped 200 rushing yards and did not give up a sack in the same game; line earned Madden Most Valuable Protectors Award for Week 5 ... paved the way as 49ers went over 200 rushing yards for the second straight game, amassing 203 yards on the ground @ Det (10/16); marked first time team had rushed for 200+ yards in back-to-back games since 1998 ... helped Niners post season-best 44:16 time of possession while not allowing a sack vs. Ari (11/20) ... part of line that held Steelers without a sack vs. Pit (12/19), the fourth game on the season the 49ers did not allow a sack ... made postseason debut and started in Divisional Playoff game vs. NO (1/14/12); helped block as 49ers scored two TDs in the final 2:11 to earn 36-32 victory ... blocked as San Francisco ran for 150 yards in NFC Championship Game vs. NYG (1/22/12).

2010: Earned All-Rookie honors from PFW/PFWA and The Sporting News after starting all 16 games in his debut season ... along with T Anthony Davis, they became just the third set of rookies to start every game on the offensive line since the 16-game schedule began in 1978 (T Adam Meadows and T Tarik Glenn, 1997 Colts; C Nick Mangold and T D'Brickshaw Ferguson, 2006 Jets) ... started in his NFL debut @ Sea (9/12); he and Davis became fourth set of rookies to start on the offensive line on opening day in franchise

history and the first since 1958 ... part of line that did not allow a sack vs. NO (9/20) and vs. Den (10/31) ... helped block as 49ers ran for a season-high 261 yards and held the ball for 39:01 @ Ari (11/29).

COLLEGE:

Played in 35 games (33 starts) at Idaho and became just the second non-BCS conference player to be named a finalist for the Outland Trophy since the award's inception in 1946 as a senior ... started all 13 games at LG during his senior season in 2009, earning first-team All-America honors from the Associated Press, Football Writers of America, American Football Coaches Association, Walter Camp Football Foundation and Sports Illustrated ... also named first-team All-WAC and was the only active player to be selected to the WAC's All-Decade team for the 2000s ... helped Vandals to their first winning season since 1999 and blocked for an offense that ranked ninth in the nation in total offense (451.4 yards per game) ... started the final eight games of the season as a junior and earned first-team all-conference honors from the NFL Draft Report ... started all 12 games as a sophomore in 2007 after playing in a reserve role as a freshman.

PERSONAL:

Last name pronounced "yoo-PAH-tee" ... attended Western (Anaheim, CA) High School where he was a captain and earned All-State and all-conference honors as a senior ... had his No. 78 retired at Western in March of 2015 ... also competed in wrestling and track and field ... did not arrive in the United States until prior to his freshman year of high school ... when he moved to the U.S. he lived with his parents and three siblings in an aunt's garage for six months before moving into a one bedroom apartment ... along with wife, Ashley, has one son, KoaAlii' ... graduated with a degree in General Studies.



IUPATI CAREER STATS

Year	Team	GP/GS
2010	SF	16/16
2011	SF	16/16
2012	SF	16/16
2013	SF	12/12
2014	SF	15/15
2015	Ariz	13/13
2016	Ariz	15/15
Total		103/103

IUPATI POSTSEASON STATS

Year	Team	GP/GS
2011	SF	2/2
2012	SF	3/3
2013	SF	3/3
2015	Ariz	2/2
Total		10/10



ULRICK JOHN

COLLEGE: Georgia State

HOW ACQUIRED: FA-16

YEARS NFL/CARDINALS: 4/2

HOMETOWN: Hinesville, GA

DOB: May 20, 1992

75 // TACKLE // 6-5 // 307

PRO CAREER:

Originally selected by the Indianapolis Colts in the seventh round (232nd overall) of the 2014 NFL Draft. Released on 9/5/15 and signed to Colts practice squad on 9/6/15. Signed by Miami Dolphins off Colts practice squad on 11/2/15. Released on 9/3/16 and signed to Dolphins practice squad on 9/5/16. Signed to Cardinals active roster on 10/8/16.

2016: Started three games at RT before suffering season-ending shoulder injury ... signed by Cardinals on 10/8 after spending first five weeks of the season on Dolphins practice squad ... active but DNP in first five games on the roster ... made Cardinals debut and his first career start at RT @ Atl (11/27) ... helped block as Cardinals ran for a season-high 175 yards and a TD on 27 attempts @ Mia (12/11) ... placed on injured reserve (shoulder) on 12/13.

2015: Began the season on Colts practice squad before being signed by Dolphins on 11/2 ... appeared in two games with Miami ... was inactive for six games and DNP in one other ... made NFL debut and saw action at tackle @ SD (12/20) ... played on special teams in regular season finale vs. NE (1/3/16).

2014: Spent entire rookie season on injured reserve after suffering ankle injury during preseason.

COLLEGE:

Four-year letterman who in 36 games with 25 starts ... started 11 games at left tackle as a senior in 2013 and received honorable mention All-Sun Belt ... made 10 starts in 11 games played at left tackle as a junior ... appeared in 10 games (four starts) as a sophomore, starting games at left tackle, left guard and center ... played in four games as a true freshman during Georgia State's inaugural season of football.

PERSONAL:

Attended Bradwell Institute (Hinesville, GA) where he was a first-team All-Savannah selection by the Savannah Morning News as a senior ... played center, defensive end and long snapper ... was a two-time first-team all-region choice ... had 32 knockdown blocks as a senior and 90 for his career ... recorded 26 tackles with nine tackles for loss on defense and returned two fumbles for TDs ... also played basketball and baseball.

JOHN CAREER STATS

Year	Team	GP/GS
2014	Ind	Injured Reserve-Ankle
2015	Mia	2/0
2016	Ariz	3/3
Total		5/3



CHRIS JOHNSON

COLLEGE: East Carolina**HOW ACQUIRED:** FA-15**YEARS NFL/CARDINALS:** 10/3**HOMETOWN:** Orlando, FL**DOB:** September 23, 1985**23 // RUNNING BACK // 5-11 // 203****PRO BOWL SELECTION:** 2008, 2009, 2010

NOTE CARDS

- Signed with the Cardinals during training camp in 2015 and went on to play in 11 games (nine starts) and led the team with 814 rushing yards on 196 carries with three TDs. Had four 100-yard rushing games in 2015, the most by a Cardinals player in a season since 1985. Agreed to terms on one-year contract to remain with Arizona on 3/17/16 and re-signed with the Cardinals on 7/20/17.
- In nine NFL seasons with the Titans (2008-13), Jets (2014) and Cardinals (2015), has played in 126 career games (108 starts) and run for 9,537 yards and 55 TDs on 2,118 carries. Also has 302 receptions for 2,212 yards and nine TDs.
- Enters the 2017 season ranked third among active NFL players with 9,537 rushing yards. Since entering the NFL in 2008, ranks top-five in the league with 2,118 rushing attempts (fourth), 9,537 rushing yards (third) and 11,749 yards from scrimmage (fifth).
- Three-time Pro Bowler (2008-10) is one of seven players in NFL history to rush for more than 2,000 yards in a season. Johnson ran for a league-best 2,006 yards and 14 TDs on 358 carries in 2009, earning AP Offensive Player of the Year honors and was named first-team All-Pro by the AP and the PFWA.
- In addition to his 2,006 rushing yards in 2009, added a career-best 503 receiving yards on 50 catches to set an NFL single-season record with 2,509 yards from scrimmage, breaking Marshall Faulk's record of 2,429 yards in 1999.
- Ran for more than 1,000 yards in each of his first six seasons, becoming just the sixth player in league history to do so, joining Barry Sanders, Corey Dillon, Curtis Martin, Eric Dickerson and LaDainian Tomlinson.
- Has run for an NFL-record six TDs of at least 80 yards in his career.
- Named AFC Offensive Player of the Month in November 2009 and is a four-time AFC Offensive Player of the Week winner (Week 8, 2009; Week 5, 2010; Week 12, 2011; Week 7, 2012).
- Earned All-Rookie honors from the PFWA and Sporting News in 2008 after rushing for 1,228 yards and nine TDs on 251 carries.

PRO CAREER:

Originally selected by the Tennessee Titans in the first round (24th overall) of the 2008 NFL Draft. Released on 4/4/14 and signed with New York Jets on 4/16/14. Released on 2/14/15. Signed with a one-year contract with Cardinals on 8/17/15. Agreed to terms on a one-year contract to remain with the Cardinals on 3/17/16 and re-signed with Arizona on 7/20/17.

2016: Played in first four games before suffering groin injury and being placed on injured reserve ... totaled 95 yards and a TD on 25 carries ... ran for a team-best 54 yards and a TD on 16 carries vs. TB (9/18) ... rushed for 34 yards on six carries vs. LA (10/2); left the game in the fourth quarter with a groin injury ... placed on injured reserve (groin) on 10/4.

2015: After signing with the Cardinals during training camp, led the team with 814 rushing yards on 196 carries with three TDs in 11 games (nine starts) ... also had six receptions for 58 yards before suffering a knee/leg injury that ended his season ... had four 100-yard games, the most by a Cardinal in a single season in 30 years ... named a Pro Bowl

alternate and was selected as the team's Ed Block Courage Award recipient ... rushed for 37 yards on 10 carries in his Arizona debut vs. NO (9/13) ... ran for 72 yards on 20 carries @ Chi (9/20) ... totaled 110 yards and two TDs on 22 carries vs. SF (9/27); also had a 40-yard reception in the third quarter to help set up a TD; marked first 100-yard game with the Cardinals and was his 16th career game with multiple rushing TDs; surpassed 11,000 career yards from scrimmage ... ran for team-high 83 yards on 16 carries and added three catches for 11 yards vs. STL (10/4); last reception was the 300th of his career ... led the team with 103 yards on 11 carries @ Det (10/11); had 40-yard run on team's 99-yard TD drive in the second quarter ... ran for 40 yards on 14 carries and had a five-yard reception @ Pit (10/18) ... ran for a season-high 122 yards and a 26-yard TD on 18 carries vs. Bal (10/26); had season-long 62-yard run in the third quarter that led to a FG; marked 39th career 100-yard rushing game as he became first Cardinal since Edgerrin James in 2007 with three 100-yard games in a season ... carried a season-high 30 times for 109 yards @ Cle (11/1); became first Cardinal since Stump Mitchell (1985) to



have four 100-yard rushing games in a season and was his 40th career 100-yard game; 30 carries was the most by a Cardinal in a single game since Edgerrin James in 2006 ... ran for 58 yards on 25 carries @ Sea (11/15) ... had 63 yards on 18 attempts vs. Cin (11/22) ... rushed for 17 yards on 12 carries before leaving in the third quarter with an injury @ SF (11/29) ... placed on injured reserve/designated to return (knee/leg) on 12/1.

2014: Played in all 16 games (six starts) in his only season with the Jets and rushed for 663 yards and a TD on 155 carries ... also caught 24 passes for 151 yards and a TD ... started in his New York debut and totaled 68 yards on 13 carries to go with 23 yards on five receptions and one TD vs. Oak (9/7); became the 47th player in NFL history to eclipse the 8,000 career rushing yards mark ... ran for a 35-yard touchdown as part of his 44 yards on six carries vs. Det (9/28) ... ran for 61 yards on 13 carries and caught two passes for 19 yards @ NE (10/16) ... posted 69 rushing yards on 11 carries and added a season-high 32 receiving yards on two receptions @ KC (11/2) ... ran for a season-high 105 yards on 17 carries vs. Mia (12/1); helped team run for 277 yards, the eighth-highest output in franchise history.

2013: Started all 16 games and rushed for 1,077 yards and six TDs on 279 carries ... became the sixth player in NFL history to eclipse the 1,000-yard mark in each of his first six seasons ... added 42 receptions for 345 yards and four receiving TDs ... ranked 11th in the NFL with 1,422 yards from scrimmage ... scored his first TD of the season on a 49-yard reception caught in the backfield off a shuffle pass vs. KC (10/6); hauled in four receptions for 63 yards ... had a season-high 71 receiving yards on four receptions, including a 66-yard catch-and-run touchdown caught in the backfield vs. SF (10/20) ... recorded his first 100-yard rushing game on the season, running for a season-high 150 yards on 23 carries and scoring his first two TDs on the ground, a game-tying 14-yard third-quarter score and a game-winning 19-yard touchdown with 2:59 to play in the fourth quarter @ StL (11/3) ... had his second two-touchdown game in three weeks, scoring touchdowns of 30 and seven yards in the first quarter vs. Ind (11/14) ... had a one-yard reception @ Ind (12/1); hauled in a season-high six passes for 32 yards to go along with 69 rushing yards on 18 carries ... scored his fifth rushing touchdown of the season on a three-yard run in the first quarter @ Den (12/8) ... recorded his career-high fourth receiving touchdown on the year, a 25-yard score vs. Ari (12/15) ... rushed for his second 100-yard game, totaling 127 rushing yards on 27 carries vs. Hou (12/29), including an 11-yard touchdown, his sixth of the season.

2012: Played in all 16 games with 15 starts and finished fifth in the AFC and ninth in the NFL with 1,243 rushing yards on 276 carries ... ranked sixth in the AFC with 1,475 yards from scrimmage ... caught 36 passes for 232 yards ... rushed for 100 or more yards five times ... tallied four plays of 30 or more yards, 16 plays of 15 or more yards and 36 plays that gained 10 or more yards ... carried the ball 25 times for 141 yards and grabbed two receptions for 16 yards @ Hou (9/30) ... named AFC Offensive Player of the Week for the fourth time in his career after tallying

195 rushing yards, the third-most yards on the ground in his career, on 18 carries with two rushing scores @ Buf (10/21); got the Titans on the scoreboard with a 16-yard TD in the opening quarter and then gave the Titans a 14-7 lead by running 83 yards for a TD off left guard; became NFL's all-time career leader with four TD runs of 80 yards or longer ... carried the ball 16 times for 141 yards, including an 80-yard TD @ Chi (11/4); also caught four passes for 10 yards; 80-yard TD run with 10:09 left in the game was his fifth career TD run of 80 yards or longer ... rushed 23 times for 126 yards and a touchdown @ Mia (11/11); extended the Titans lead to 14-0 with a 17-yard TD run in the opening quarter ... carried the ball 21 times for 122 yards and a TD vs. NYJ (12/17); set a franchise record and a new career high with a 94-yard TD run up the middle to give the Titans a 7-3 lead with 8:53 remaining in the second quarter, adding to his NFL record with his sixth TD run of 80 yards or longer ... rushed for 56 yards on 21 carries with a TD vs. Jax (12/30); gave the Titans a 7-0 lead with a two-yard touchdown run.

2011: Started all 16 games and led the team and ranked ninth in the AFC with 1,047 rushing yards ... ranked sixth in the AFC with 1,465 yards from scrimmage ... tallied four plays of 30 or more yards, 24 plays of 15 or more yards and 36 plays that gained 10 or more yards ... led the team in rushing yards 12 times ... posted 101 rushing yards on 23 carries @ Cle (10/2) ... scored his first TD of the season with a one-yard plunge in the third quarter @ Pit (10/9) ... rushed 27 times for 130 yards and a TD @ Car (11/13); caught four passes for 44 yards; gave the Titans a 30-3 lead with a one-yard TD in the fourth quarter ... named AFC Offensive Player of the Week after amassing the fourth-best rushing performance of his career with 190 yards on 23 carries vs. TB (11/27); registered eight rushes of 10 or more yards ... rushed for 153 yards on 23 carries with two TDs @ Buf (12/4); gave the Titans a 10-7 advantage with a 48-yard TD run in the first quarter; scored his second TD of the afternoon on a four-yard run in the second quarter.

2010: Named to the Pro Bowl for the third straight season after starting all 16 games and finishing fourth in the NFL and third in the AFC with 1,364 rushing yards ... became the 10th player in NFL history to reach the 1,200-yard rushing mark in his first three NFL seasons ... finished sixth in the AFC with 12 total TDs ... led the team with 44 receptions ... tallied seven plays of 30 or more yards, 22 plays of 15 or more yards and 41 plays that gained 10 or more yards ... rushed for more than 100 yards in 12 consecutive games (10/18/09 - 9/12/10), which ranks second in NFL history (Barry Sanders, 14) and moved him ahead of Marcus Allen's 11-game streak from 1985-1986 ... notched 27 carries for 142 yards and two TDs vs. Oak (9/12); also caught a team-best four passes for eight yards; gave the Titans a commanding 24-3 lead with a 76-yard TD jaunt with 1:43 left in the first half; extended the Titans lead to 31-6 with a four-yard TD run in the third quarter; went over 4,000 scrimmage yards for his career, reaching the mark in 32 career games which put him in a tie with Billy Sims for the fourth quickest to do so... carried the ball 32 times for 125 yards and two TDs @ NYG (9/26); gave the Titans a 10-0 lead with a one-yard TD run in the second quarter and concluded the Titans' scoring with an



eight-yard TD with 4:02 left in the game ... earned AFC Offensive Player of the Week honors after carrying the ball 19 times for 131 yards with two TDs @ Dal (10/10); gave the Titans a 27-20 lead with a one-yard TD run midway through the fourth quarter; scored the winning TD on a one-yard plunge with 3:28 remaining in the fourth quarter ... rushed for 111 yards and a TD on 26 carries @ Jax (10/18); sealed the victory with a 35-yard TD run on a 4th-n-5 play with 1:40 remaining in the game; marked eighth consecutive road game with 100 or more rushing yards ... posted 117 rushing yards on 17 carries with a TD @ Mia (11/14); tied the score at 7-7 with a 17-yard TD run; on a seven-yard run in the first quarter, became the seventh player in NFL history to reach 4,000 career rushing yards in his first 40 career games ... notched 130 rushing yards on 21 carries vs. Was (11/21); registered consecutive runs of 20 and 29 yards late in the fourth quarter ... rushed for 111 yards on 22 carries vs. Ind (12/9); led the team with eight receptions and 68 receiving yards; cut the Colts lead to 21-7 with a one-yard TD run with 49 seconds remaining in the first half ... eclipsed the 100-yard rushing mark for the eighth time on the season with 130 yards and a TD on 24 carries vs. Hou (12/19); gave the Titans a commanding 21-0 lead with an 11-yard touchdown run off right tackle in the first quarter.

2009: Named AP Offensive Player of the Year and was the only unanimous AP first-team All-Pro selection after leading the NFL with a franchise-best 2,006 rushing yards and an NFL-record 2,509 yards from scrimmage ... became only the sixth player in NFL history to reach 2,000 rushing yards in a season ... selected as a starter to his second consecutive Pro Bowl ... became the first player in NFL history with at least 2,000 rushing yards and 500 receiving yards in the same season ... led the NFL with 97 first downs and tied for first in the AFC and second in the NFL with 16 total TDs ... rushed for more than 100 yards in 11 consecutive games to conclude the season ... tallied 17 plays of 30 or more yards, 38 plays of 15 or more yards and 67 plays that gained 10 or more yards ... led the team with 50 receptions and finished third on the squad with 503 receiving yards ... named AFC Offensive Player of the Month for November after rushing for an NFL-best 800 yards (6.6 average) on 122 attempts and tying for the league high with seven TDs as he helped the Titans post a 5-0 record ... his 800 rushing yards were the most by a player in a month since 1970 ... posted at least 125 rushing yards in six consecutive games (10/18 - 11/29), tying the NFL record set by Pro Football Hall of Famers Earl Campbell (1980) and Eric Dickerson (1984) ... became the first player in NFL history with six consecutive games of 125+ rushing yards and a 5.0+ yards per carry average in each of those games (Jim Brown, 1958) ... with his three TD runs of 85 or more yards (91, 89, 85), became the only player in NFL history to register three career TD runs of 85 or more yards ... tallied a career-best 284 yards from scrimmage, while posting a then career-best 197 rushing yards on 16 attempts with two TDs vs. Hou (9/20); recorded then career highs with nine receptions and 87 receiving yards and a TD; gave the Titans an early 7-0 lead with a 57-yard TD run in the first quarter; hauled in a short pass and scampered 69 yards untouched

for a TD in the first quarter; gave the Titans a 31-24 lead with a then-career-best and franchise-tying high 91-yard touchdown run in the third quarter ... named AFC Offensive Player of the Week for the first time in his career after setting a franchise record with 228 rushing yards on 24 carries and two TDs vs. Jax (11/1); gave the Titans a 20-13 lead with a 52-yard TD run in the third quarter and on the opening play of the fourth quarter, took a handoff and ran for an 89-yard TD ... eclipsed the 100-yard rushing mark for the third straight game, carrying the ball 25 times for 135 yards and two TDs @ SF (11/8); tied the game with a one-yard TD in the third quarter and gave the Titans a 24-20 lead by finding the end zone for a two-yard TD run on a fourth-and-inches play in the fourth quarter ... became just the second player in franchise history to post 100 receiving yards and 100 rushing yards in the same game vs. Buf (11/15); led the team with 132 rushing yards on 26 carries with two TDs, and led the team with nine receptions for a team-best 100 receiving yards; tied the score with a 28-yard TD in the first quarter; broke two tackles at the goal line and scored a one-yard TD on 3rd-n-1, giving the Titans a 24-17 lead in the fourth quarter ... reached the 100-yard rushing mark for the fifth consecutive game with 29 carries for 151 yards @ Hou (11/23) in the Titans 20-17 Monday Night Football victory ... carried the ball 18 times for 154 yards with a TD in the Titans 20-17 come-from-behind victory vs. Ari (11/29); gave the Titans a 13-3 lead with an 85-yard TD run in the third quarter ... carried 27 times for 113 yards @ Ind (12/6), marking his seventh consecutive 100-yard rushing performance ... amassed his eighth consecutive 100-yard rushing performance with 28 carries for 117 yards and two TDs vs. StL (12/13); grabbed three receptions for 69 yards and another score; gave the Titans an early 7-0 lead with a 39-yard TD run in the first quarter; hauled in a screen pass and raced 66 yards for a TD with six seconds remaining in the first quarter; extended the Titans lead to 33-0 with a three-yard TD run in the third quarter ... carried the ball 29 times for 104 yards in the Titans' 27-24 overtime win vs. Mia (12/20) ... rushed 21 times for 142 yards and a score vs. SD (12/25); found a seam off right end and scampered 30 yards for a TD in the fourth quarter ... registered a career-best 36 carries for 134 yards and two TDs @ Sea (1/3/10); gave the Titans an early 7-0 lead with a six-yard TD run in the first quarter; with a nine-yard catch in the second quarter, set the NFL all-time single-season scrimmage yards record previously held by Marshall Faulk (2,429 yards); with a four-yard carry in the fourth quarter, became only the sixth player in NFL history to amass 2,000 rushing yards in a season; gave the Titans a 17-13 lead with a one-yard TD in the fourth quarter.

2008: Led the Titans with 1,228 rushing yards and was named to the Pro Bowl as a rookie ... appeared in 15 games (14 starts) and finished third in AFC and eighth in NFL in rushing yards ... his 4.9-yard average was first in AFC (fourth in NFL) ... added 260 receiving yards and his 1,488 scrimmage yards ranked fifth in AFC and 10th in NFL ... tied for seventh in AFC with 10 total TDs ... registered 21 plays of 15 or more yards... named All-Rookie by Sporting News and Pro Football Weekly/Professional Football



Writers of America ... named NFL Offensive Rookie of the Month for September after totaling 402 yards from scrimmage, including 337 rushing yards, and three TDs ... started in NFL debut vs. Jax (9/7) and totaled 15 carries for game-high 93 yards; scored his first NFL touchdown on a seven-yard pass from Vince Young ... recorded first career 100-yard rushing effort, totaling 109 yards on 19 carries @ Cin (9/14); his 51-yard run late in second quarter led to a TD and tied for team's third-longest run since 1999 ... recorded first two rushing TDs of career vs. Min (9/28), scoring on a one-yard run in the first quarter and a six-yard run in the fourth quarter ... led team with 168 yards on 18 carries and scored a 66-yard TD @ KC (10/19); helped team set its all-time single-game rushing record with 332 total yards on ground; named Pepsi NFL Rookie of the Week ... had team-high 77 rushing yards, including 16-yard TD run that sealed victory vs. Ind (10/27) ... led team with 89 rushing yards, including a three-yard TD run vs. GB (11/2); also led club with six receptions for 72 yards, giving him 161 yards from scrimmage; named Pepsi NFL Rookie of the Week for the second time ... totaled 125 yards and two TDs on 16 carries @ Det (11/27); scored on carries of six yards and 58 yards in the first quarter for second career multi-touchdown game ... recorded his fourth 100-yard game of the season (second consecutive), carrying 19 times for 136 yards and one score vs. Cle (12/7); with his 17-yard carry in the second quarter, became third rookie in franchise history to reach 1,000-yard mark; sealed victory with a 25-yard touchdown run ... scored on a 21-yard run on 4th-n-1 in third quarter vs. Pit (12/21) ... contributed 100 yards of offense in Divisional Playoff vs. Bal (1/10/09) before leaving game with sprained ankle in second quarter; scored on an eight-yard TD run.

COLLEGE:

Appeared in 47 games with 36 starts and became third all-time leading rusher in school history with 2,982 rushing yards ... set team record among running backs in career receptions (125) and receiving yards (1,296) ... also became Pirates career leader in total TDs (44), kickoff return yards (2,715—a Conference USA record) and all-purpose yards (6,993—third in Conference USA history) ... set or tied 18 game, season and career records at ECU ... as a senior in 2007, led the nation with 227.7 all-purpose yards per game and was named a first-team All-American by Pro Football Weekly and honorable mention All-American by SI.com ... started all 13 games and totaled 236 carries for 1,423 yards and 17 TDs ... added 37 receptions for 528 yards and six TDs and 36 kickoff returns for 1,009 yards and one TD ... played 12 games with five starts as a junior ... had 78 carries for 314 yards and four TDs and 21 receptions for 176 yards... named first-team All-Conference USA as a return specialist after posting 21 kickoff returns for 482 yards (23.0 avg.) and one TD ... earned Conference USA All-Freshman honors in 2004 after rushing for 561 yards and five TDs on 134 carries.

PERSONAL:

Attended Olympia (FL) High School where he earned All-Orange County honors as a senior ... scored eight TDs as senior and eclipsed 1,000 yards his junior year ... also played basketball and competed in track ... ran a 10.38-second 100-meter dash and anchored 4x100 team that won Golden South and Golden West National Championships ... worked with The Key alliance in Nashville to support Project Homeless Connect that provided more than 10,000 direct services to about 1,500 individuals and families struggling with homelessness in Nashville ... majored in Communications.

JOHNSON CAREER STATS

Year	Team	GP/GS	Att	Rushing				TD	Receiving				
				Yds	Avg	Lg	No		Yds	Avg	Lg	TD	
2008	Ten	15/14	251	1,228	4.9	66t	9	43	260	6.0	25	1	
2009	Ten	16/16	358	2,006	5.6	91t	14	50	503	10.1	69t	2	
2010	Ten	16/16	316	1,364	4.3	76t	11	44	245	5.6	25	1	
2011	Ten	16/16	262	1,047	4.0	48t	4	57	418	7.3	34	0	
2012	Ten	16/15	276	1,243	4.5	94t	6	36	232	6.4	22	0	
2013	Ten	16/16	279	1,077	3.9	30t	6	42	345	8.2	66t	4	
2014	NYJ	16/6	155	663	4.3	47	1	24	151	6.3	26	1	
2015	Ariz	11/9	196	814	4.2	62	3	6	58	9.7	40	0	
2016	Ariz	4/0	25	95	3.8	18	1	0	0	0.0	0	0	
Total		126/108	2,118	9,537	4.5	94t	55	302	2,212	7.3	69t	9	

Single Game Highs:

Rushing Yards: 228, vs. Jacksonville, 11/1/09; **Rushing Attempts:** 36, @ Seattle, 1/3/10; **Long Run:** 94t, vs. NY Jets, 12/17/12; **Rushing TDs:** 2, 16 times, last vs. San Francisco, 9/27/15; **Receptions:** 9, twice, last vs. Buffalo, 11/15/09; **Receiving Yards:** 100, vs. Buffalo, 11/15/09; **Long Reception:** 69t, vs. Houston, 9/20/09; **Receiving TDs:** 1, nine times, last vs. Oakland, 9/7/14.

JOHNSON POSTSEASON STATS

Rushing								Receiving				
Year	Team	GP/GS	Att	Yds	Avg	Lg	TD	No	Yds	Avg	Lg	TD
2008	Ten	1/1	11	72	6.5	32	1	1	28	28.0	28	0
2015	Ariz	Injured Reserve-Knee/Leg										
Total		1/1	11	72	6.5	32	1	1	28	28.0	28	0



DAVID JOHNSON

COLLEGE: Northern Iowa

HOW ACQUIRED: D3/15 (86th)

YEARS NFL/CARDINALS: 3/3

HOMETOWN: Clinton, IA

DOB: December 16, 1991

31 // RUNNING BACK // 6-1 // 224

PRO BOWL SELECTION: 2016

NOTE CARDS

- The Cardinals third-round selection (86th overall) in the 2015 NFL Draft out of Northern Iowa, Johnson has played in all 32 games (21 starts) during his first two NFL seasons. He started all 16 games last season, becoming the first Cardinals RB to start 16 games in a season since Edgerrin James in 2007.
- Earned first-team All-Pro honors (AP, PFWA, Sporting News, Pro Football Focus) and was named to his first Pro Bowl after leading the NFL and establishing a new franchise single-season record with 2,118 scrimmage yards (1,239 rushing; 879 receiving) in 2016. Also led the NFL and set a franchise record with 20 TDs in 2016, including a franchise record 16 rushing TDs. Named the team MVP by the local PFWA chapter last season.
- In 21 career starts dating back to Week 13 of the 2015 season, he leads the NFL in scrimmage yards (2,776), rushing yards (1,681) and TDs (25).
- Became one of just four players in NFL history with at least 1,200+ rushing yards and 800+ receiving yards in a season and just the seventh player since the 1970 merger to lead the NFL in both scrimmage yards and TDs in a season.
- In 2016, Johnson became the first player in NFL history to post 100+ scrimmage yards in each of the first 15 games of a season. His 15 games with 100+ scrimmage yards tied Barry Sanders (1997) for the most in NFL history in a single season.
- Has 33 TDs in his first 32 career games. Only three players in NFL history had more TDs in their first two seasons and only six players in league history had more TDs in their first 32 career games. In addition to setting a franchise record for TDs (20) in 2016, he also set a franchise rookie record with 13 TDs in 2015.
- His 11 multi-TD performances are tied for the most in NFL history in a player's first two seasons. His eight multi-TD performances in 2016 tied for third-most in NFL history in a single season.
- Is the only player in Cardinals history with 100+ rushing yards and three or more rushing TDs in a game multiple times in their career. Became the first player since Adrian Peterson (two such games as a rookie in 2007) to accomplish the feat in their first two NFL seasons.
- Led all NFL running backs in receptions (80) and receiving yards (879) in 2016.
- His 1,239 rushing yards in 2016 is the fifth-best single-season total in franchise history.
- Has been named NFC Offensive Player of the Week twice (Weeks 5 & 13 in 2016); NFC Special Teams Player of the Week once (Week 2 in 2015); NFC Offensive Player of the Month once (October of 2016); NFL Offensive Rookie of the Month once (Dec./Jan. of 2015).
- He became the first Cardinals running back selected to the Pro Bowl since Johnny Johnson in 1990. Also became the first Northern Iowa player selected to the Pro Bowl since former Cardinals quarterback Kurt Warner in 2008 and just the third Pro Bowler ever from that school (LB Bryce Paup).
- In 2015, he totaled 1,636 all-purpose yards (581 rushing yards, 457 receiving yards, 598 kickoff return yards), becoming just the fourth player in NFL history to post 500+ rushing yards, 400+ receiving yards, 500+ kickoff return yards and 13+ TDs in a season, joining Timmy Brown (1962), Gale Sayers (1965) and Maurice Jones-Drew (2006).
- Is the only player in NFL history with a rushing TD, receiving TD and kickoff return TD in his first two career games. Johnson had a 55-yard TD reception in Week 1 win vs. New Orleans and then recorded a 108-yard kickoff return TD and a 13-yard TD run at Chicago in Week 2. His 108-yard return on the game's opening kickoff in Chicago marked the longest TD in franchise history and is tied for the second-longest play in NFL history.
- Just the second Northern Iowa player ever selected by the Cardinals, joining T Brandon Keith, who was taken in the seventh round (225th overall) in 2008.
- While at UNI, Johnson earned his way on the Dean's List twice for having a GPA of 3.5 or above and was a 3.0 honoree for multiple semesters. Johnson worked full-time jobs all four summers while in school. He worked on a crew removing asbestos his first summer and he worked 5:30 AM to 2:00 PM every day over the final three summers as a maintenance man in the school dorms.



PRO CAREER:

The Cardinals third-round selection (86th overall) in the 2015 NFL Draft, Johnson has appeared in all 32 games (and two postseason contests) in his first two seasons, including starting all 16 games in 2016.

2016: Submitted perhaps the best season by a RB in franchise history, starting all 16 games and running for 1,239 yards and 16 TDs on 293 carries while adding 80 receptions for 879 yards and four TDs ... earned first career Pro Bowl honor, becoming the first Cardinals RB selected to the Pro Bowl since Johnny Johnson (1990) and just the sixth since the 1970 merger ... was a first-team AP All-Pro selection, earned PFWA All-NFL honors and was a finalist for the FedEx Ground Player of the Year ... led the NFL with a franchise-record 2,118 scrimmage yards, becoming just the second Cardinal to lead the league in yards (John David Crow, 1960) ... had an NFL-best 20 TDs and ranked second in the league with 16 rushing TDs (both new franchise records) ... tied the NFL record with 15 consecutive games with 100+ yards from scrimmage in a single season (Barry Sanders, 1997) and became the first player to open the season with 15 straight 100-yard games ... also led all NFL RBs in both receptions and receiving yards ... named NFC Offensive Player of the Week twice (Weeks 5 and 13) and was October's NFC Offensive Player of the Month ... posted team-leading 98 yards on three receptions, including a career-long 58-yard catch in the third quarter vs. TB (9/18); also rushed for 45 yards on 12 carries; became first Cardinal with 130+ total yards in each of the first two games of a season since Ottis Anderson in 1979 ... rushed for a season-high 157 yards and two TDs on 27 carries and had three catches for 28 yards @ SF (10/6); named NFC Offensive Player of the Week, making

AWARDS PILING UP

RB **David Johnson** has earned a host of awards for his performance during his first two NFL seasons. Named first-team All-Pro by the Associated Press (flex position), the PFWA (RB), Sporting News (RB) and Pro Football Focus (flex position) following the 2016 season, Johnson was also voted to the Pro Bowl for the first time and was named team MVP by the local PFWA chapter.

NFC Player of the Month (October – 2016)

Johnson was named the "NFC Offensive Player of the Month" for his performance in October, becoming just the third player in franchise history to be named "Offensive Player of the Month" and the first RB to do so.

It wasn't Johnson's first player of the month selection. In 2015 he was selected as the NFL's "Rookie of the Month" for December/January.

NFC Player of the Week (Weeks 5 & 13 – 2016; Week 2 – 2015)

Johnson was named NFC Player of the Week three times in his first two seasons. He earned Offensive Player of the Week twice in 2016 and was named Special Teams Player of the Week in 2015.

In 2016, Johnson was named NFC Offensive Player of the Week for his performance against San Francisco in Week 5 (185 total yards, 3 TDs) and vs. Washington in Week 13 (175 total yards, 2 TDs). His two Offensive Player of the Week selections are tied for the most in team history by a running back (Ronald Moore). He also became the first Cardinals player since Kurt Warner in 2009 to be named "Offensive Player of the Week" twice in the same season.

In Week 2 of the 2015 season, Johnson was named NFC Special Teams Player of the Week for his performance against Chicago, when he returned the opening kickoff 108 yards for a TD. It was the longest TD in franchise history.

100 + 3 = FRANCHISE RECORD

RB **David Johnson** rushed for 111 yards and three TDs against the Jets in Week 6 of the 2016 season. It was the second time in nine starts (Week 15 @ Philly in '15) that he rushed for 100+ yards and three TDs in a game.

Johnson is the only player in Cardinals history to post 100+ rushing yards and three or more rushing TDs in a game multiple times in their career.

Between 2015-16 there were just eight players who rushed for 100+ yards and 3+ TDs in a game. Johnson and Atlanta's Devonta Freeman were the only players in the NFL to do so more than once.

Players w/ 100+ Rush Yds & 3 Rushing TDs (2015-16)

Player (Team)	Yds/TDs	Opponent
Devonta Freeman (Atl)	139/3	12/18/16 vs. San Francisco
Le'Veon Bell (Pit)	236/3	12/11/16 @ Buffalo
Jordan Howard (Chi)	117/3	12/4/16 vs. San Francisco
Robert Kelly (Was)	137/3	11/20/16 vs. Green Bay
Latavius Murray (Oak)	113/3	11/6/16 vs. Denver
David Johnson (AZ)	111/3	10/17/16 vs. NY Jets
LeSean McCoy (Buf)	140/3	10/16/16 vs. San Francisco
Matt Forte (NYJ)	100/3	9/15/16 @ Buffalo
David Johnson (AZ)	187/3	12/20/15 @ Philadelphia
Devonta Freeman (Atl)	141/3	9/27/15 @ Dallas



FIRST SINCE PETERSON

In addition to being the only player in Cardinals history to have multiple games with 100+ yards rushing yards and three TD runs, Johnson is the first NFL player with two such games within his first two seasons since Adrian Peterson, who had two such games in his rookie season in 2007.



JOHNSON'S HISTORIC RUN



RB **David Johnson** posted 100+ scrimmage yards in each of the first 15 games in 2016. In doing so, he joined Barry Sanders (15 straight in 1997) as the only players in NFL history to have 100+ scrimmage yards in at least 15 consecutive games in a single season.

Johnson became the first player in NFL history to so in each of the first 15 games of a season.

Johnson's 15 consecutive games with 100+ yards from scrimmage is tied with Sanders for the third-longest streak in NFL history overall.

NFL Record – Consecutive Games w/ 100+ Scrimmage Yards

Rnk	Player (Team)	Streak	Year(s)
1	Marcus Allen (L.A. Raiders)	17	1985-86
2	Lydell Mitchell (Baltimore)	16	1975-76
3t	David Johnson (Arizona)	15	2016
3t	Barry Sanders (Detroit)	15	1997
5t	Marcus Allen (L.A. Raiders)	14	1985
5t	Priest Holmes (Kansas City)	14	2002-03

Johnson established a new franchise single-season record with 2,118 yards from scrimmage (1,239 rushing; 879 receiving) in 2016. He became the first player in team history to eclipse 2,000 yards in a season.

Franchise History - Scrimmage Yards (Season)

Rnk	Player (Year)	Yds	Rush	Rec
1	David Johnson (2016)	2,118	1,239	879
2	Ottis Anderson (1979)	1,913	1,605	308
3	Ottis Anderson (1984)	1,785	1,174	611
4	Ottis Anderson (1981)	1,763	1,376	387
5	Ottis Anderson (1983)	1,729	1,270	459

Johnson's 2,118 yards from scrimmage also led the NFL in 2016. Prior to Johnson in 2016, the only Cardinals player to lead the NFL in scrimmage yards was John David Crow, who did so with 1,533 yards in 1960.

NFL Scrimmage Yardage Leaders (2016)

Rnk	Player (Team)	Yds	Rush	Rec
1	David Johnson (AZ)	2,118	1,239	879
2	Ezekiel Elliott (Dal)	1,994	1,631	363
3	Le'Veon Bell (Pit)	1,884	1,268	616
4	DeMarco Murray (Ten)	1,664	1,287	377
5	LeSean McCoy (Buf)	1,623	1,267	356

Johnson became just the seventh player since the 1970 merger to lead the NFL in both scrimmage yards and TDs in a season: Arian Foster (2010), Priest Holmes (2002), Emmitt Smith (1995), Marcus Allen (1982), Walter Payton (1977) and O.J. Simpson (1975).

Johnson became just the fourth different player in NFL history with at least 1,200 rushing yards and 800 receiving yards in the same season, joining Pro Football Hall of Famer Marshall Faulk (1998-2000), Le'Veon Bell (2014) and Steven Jackson (2006).

In his 21 career starts dating back to Week 13 of the '15 season, Johnson led the NFL in scrimmage yards (2,776), rushing yards (1,681) and TDs (25).





32 GAMES AND 33 TOUCHDOWNS

RB **David Johnson** has 33 TDs in his first 32 career games. That represents the most in franchise history in a player's first two seasons - and 14 more than the previous record holder (Otis Anderson - 19).

Franchise Record - TDs in 1st Two Seasons

Rnk	Player (Years)	TDs	Gms
1	David Johnson (2015-16)	33	32
2	Otis Anderson (1979-80)	19	32
3t	Larry Fitzgerald (2004-05)	18	32
3t	Tim Hightower (2008-09)	18	32
3t	Ollie Matson (1952-53)	18	22

In NFL history, only three players had more TDs in their first two seasons.

NFL Record - Touchdowns in 1st Two Seasons

Rnk	Player (Years)	TDs
1	Edgerrin James (1999-00)	35
2t	Eric Dickerson (1983-84)*	34
2t	Gale Sayers (1965-66)*	34
4	David Johnson (2015-16)	33
5t	Earl Campbell (1978-79)*	32
5t	Curtis Martin (1995-96)*	32

*Hall of Fame Inductee

In NFL history, only six players had more TDs in their first 32 career games.

NFL History - Touchdowns in 1st 32 Career Games

Rnk	Player (Years)	TDs
1	Jim Brown (1957-59)*	38
2	Gale Sayers (1965-67)*	37
3t	Abner Hayes (1960-62)	35
3t	Edgerrin James (1999-00)	35
3t	Marcus Allen (1982-84)*	35
6	Eric Dickerson (1983-84)	34
7t	David Johnson (2015-16)	33
7t	Steve Van Buren (1944-47)*	33
7t	Bill Groman (1960-62)	33
7t	Clinton Portis (2002-03)	33
7t	Earl Campbell (1978-80)	33



Johnson's 11 career multi-TD performances are tied for the most in NFL history in a player's first two seasons.

NFL History - Games with Multiple TDs (1st 2 NFL Seasons)

Rnk	Player (Year)	Gms
1t	David Johnson (2015-16)	11
1t	Eric Dickerson (1983-84)	11
1t	Edgerrin James (1999-00)	11
4	Curtis Martin (1995-96)	10
5t	Bill Groman (1960-61)	9
5t	Rob Gronkowski (2010-11)	9
5t	Clinton Portis (2002-03)	9
5t	Billy Sims (1980-81)	9

Johnson had eight multi-TD performances in 2016. In NFL history, only LaDainian Tomlinson (10 in 2006) and Priest Holmes (10 in 2003) had more multi-TD performances in a single season.

him third player in team history to win Player of the Week in two different categories (won Special Teams Player of the Week in Week 2, 2015) and the first Cardinals RB to win Offensive Player of the Week since LeShon Johnson in 1996 ... ran for 111 yards and a career-high-tying three TDs on 22 carries vs. NYJ (10/17); added three catches for 27 yards; gave him 21 TDs in just 22 career games, setting a franchise record for the most by a player in his first two seasons; became first player in team history with multiple games of 100+ rushing yards and three or more rushing TDs in their career ... ran for 113 yards on a career-high 33 carries vs. Sea (10/23); also had eight receptions for 58 yards; marked fourth career 100-yard rushing game and third straight, becoming the fourth player in team history with three consecutive 100-yard games; reached 1,004 scrimmage yards on the season, the most in franchise history through the first seven games of a season ... named NFC Offensive Player of the Month for October after finishing the month with an NFL-leading 726 yards from scrimmage and

tying for the league lead with five rushing TDs ... scored both of team's TDs vs. SF (11/13) with a three-yard reception in the first quarter and an 18-yard run in the second; totaled 55 yards on 19 carries and added five catches for 46 yards; marked first career game with both a rushing and receiving TD and was his seventh game with multiple TDs; became first player in franchise history to record 10+ TDs in each of his first two seasons and is just the fourth player in team history to have 10 or more TDs in consecutive seasons ... recorded first career 100-yard receiving game with eight catches for 103 yards and a TD @ Atl (11/27); also ran for 58 yards on 13 carries; became first player in franchise history to score 13+ TDs in multiple seasons and the 10th in NFL history to have 13 or more TDs in each of their first two years in the league ... ran for 84 yards and a TD on 18 carries while adding a career-best nine receptions for 91 yards and a TD vs. Was (12/4); reached 1,000 rushing yards on the season, the 15th 1,000-yard season by a Cardinal and first since Beanie Wells (1,047) in 2011;



DOUBLE-THREAT IN THE BACKFIELD

In addition to his rushing totals, RB **David Johnson** had 80 receptions for 879 yards and four TDs through the air in 2016. Johnson's 879 receiving yards rank as the second-highest single-season total in franchise history for a RB.

Franchise Record – Receiving Yards By RB (Season)

Rnk	Player (Year)	Yards
1	Larry Centers (1995)	962
2	David Johnson (2016)	879
3	Larry Centers (1996)	766
4	Larry Centers (1994)	647
5t	Ottis Anderson (1984)	611
5t	Ollie Matson (1954)	611

Johnson's 80 receptions were third-most in team history for a RB.

Franchise Record – Receptions By RB (Season)

Rnk	Player (Year)	Receptions
1	Larry Centers (1995)	101
2	Larry Centers (1996)	99
3t	David Johnson (2016)	80
3t	Larry Centers (1994)	77
5	Michael Pittman (2000)	73

NFL'S LEADING RECEIVER OUT OF THE BACKFIELD

Johnson led all NFL RBs with 80 receptions in 2016.

NFL Leaders – Receptions By RB (2016)

Rnk	Player (Team)	Rec
1	David Johnson (AZ)	80
2	Le'Veon Bell (Pit)	75
3	James White (NE)	60
4	Bilal Powell (NYJ)	58
5	Devonta Freeman (Atl)	54

Johnson's 879 receiving yards easily represented the highest total in the NFL by a RB. He had 263 more yards than the Steelers Le'Veon Bell, who finished second with 616.

NFL Leaders – Receiving Yards By RB (2016)

Rnk	Player (Team)	Yds
1	David Johnson (AZ)	879
2	Le'Veon Bell (Pit)	616
3	James White (NE)	551
4	Duke Johnson, Jr. (Cle)	514
5	Devonta Freeman (Atl)	462

Johnson tied for third among NFL RBs with four receiving TDs in 2016.

NFL Leaders – Receiving TDs By RB (2016)

Rnk	Player (Team)	TDs
1t	Theo Riddick (Det)	5
1t	James White (NE)	5
3t	David Johnson (AZ)	4
3t	Mark Ingram (NO)	4
3t	Frank Gore (Ind)	4
3t	Travaris Cadet (NO)	4

named NFC Offensive Player of the Week for the second time on the season ... rushed for 80 yards on 20 attempts and had five catches for 41 yards @ Mia (12/11); tied Edgerrin James (Colts, 2005) for the most consecutive games to open a season with 100+ yards from scrimmage in NFL history ... became first player in NFL with 100+ yards from scrimmage in each of the first 14 games of a season vs. NO (12/18), totaling 53 yards and two TDs on 12 rushing attempts and adding four receptions for 55 yards; also broke franchise record for scrimmage yards in a season previously held by Ottis Anderson (1,913 in 1979) and tied the franchise record for TDs in a season with 17 (John David Crow, 1962); gave him 30 TDs in first 30 career games ... tied career high with three rushing TDs and totaled 95 yards on 28 carries @ Sea (12/24); also had four catches for 41 yards, including a 29-yarder to help set up game-winning FG; marked 15th straight game with 100+ yards from scrimmage, joining Barry Sanders (1997) as the only players in NFL history to have 100+ scrimmage yards in at least 15 straight games in a season; became first player in franchise history to surpass 2,000 yards from scrimmage in a season; set new franchise records with 20 total TDs and 16 rushing TDs; marked his 11th career multi-TD game and eighth of the year, the most in a single season in franchise history; was third career game with three TDs, trailing only Sonny Randle (6) for the most games in franchise history with three or more TDs ... caught three passes for 38 yards and ran for six yards on five carries before leaving the game in the first quarter with a knee injury @ LAR (1/1/17).

2015: Played in every game, starting the last five games of the regular season and both play-off contests ... led the team and set a franchise rookie record with 13 total TDs (eight rushing, four receiving and one kick return); 13 TDs led all rookies in the NFL in 2015 and tied for the fifth-best season total in franchise history... helped the Cardinals finish with the #1 offense in the NFL for the first time in team history and set franchise record for points (489) and TDs (59) ... finished with 581 yards on 125 carries and added 36 receptions for 457 yards ... also led the team with 598 yards on 22 kick returns to give him 1,636 all-purpose yards ... named NFL Offensive Rookie of the Month for Dec/Jan after leading the NFL with 658 yards from scrimmage; became sixth player in team history and third on offense to be named Rookie of the Month ... ran for 95 yards and a TD and caught a team-high 15 passes for 111 yards in two playoff games ... had a 55-yard TD catch-and-run with 1:33 left in the game on his only offensive touch vs. NO (9/13); score gave the Cardinals a 31-19 lead; became first Cardinals rookie RB in the Super Bowl era with a TD catch in first career game and was the longest TD catch by a Cardinals rookie in Week 1 since Anquan Boldin had a 71-yard TD in 2003 against Detroit; also had a 43-yard kickoff return to total 98 net yards on just two touches ... returned opening kickoff of the game 108 yards for a TD and also ran for 42 yards and a TD on five carries @ Chi (9/20); became first player in NFL history with a rushing TD, receiving TD and kickoff return TD in



STRONG RESUME IN YEAR ONE



Johnson's success in 2016 did not come out of the blue. He had a record-breaking season as a rookie in 2015 as well.

ROOKIE TD RECORD

Arizona's third-round selection (86th overall) in the 2015 NFL Draft, Johnson established a franchise rookie record with 13 TDs on the year (8 rushing, 4 receiving, 1 kickoff return).

Franchise Rookie Record – Total TDs

Rnk	Player (Year)	TDs
1	David Johnson (2015)	13
2t	Ottis Anderson (1979)	10
2t	Tim Hightower (2008)	10
4t	Ollie Matson (1952)	9
4t	Ronald Moore (1993)	9

In addition to representing a franchise rookie record, Johnson's 13 TDs also led all NFL rookies in 2015.

NFL Rookie Leaders – Total TDs (2015)

Rnk	Player (Team)	TDs
1	RB David Johnson (AZ)	13
2	RB Todd Gurley (StL)	10
3	RB Karlos Williams (Buf)	9
4	WR Tyler Lockett (Sea)	8
5	RB Jeremy Langford (Chi)	7

AN ALL-AROUND PERFORMANCE IN FIRST TWO WEEKS

Johnson had nine total touches in his first two career NFL games and accumulated 251 yards and three TDs on those nine touches (had two TDs on his first three NFL touches). Johnson had a 108-yard kickoff-return TD and a 13-yard TD run in the Cardinals win at Chicago in Week 2. Johnson, who had a 55-yard TD reception the week before vs. New Orleans in his NFL debut, was the first player in NFL history with a rushing TD, receiving TD and kickoff-return TD in his first two games to begin a career.

His 108-yard TD against the Bears tied for the second-longest play in NFL history. It's also the longest TD in franchise history.



NFL History – Longest Kickoff Returns

Rnk	Dist	Player (Team)	Opponent
1	109t	Cordarrelle Patterson (Min)	vs. Green Bay, 10/27/13
2t	108t	David Johnson (AZ)	@ Chicago, 9/20/15
2t	108t	Jacoby Jones (Bal)	vs. Pittsburgh, 11/2/14
2t	108t	Knile Davis (KC)	vs. Denver, 12/1/13
2t	108t	Jacoby Jones (Bal)	vs. Dallas, 10/14/12
2t	108t	Randall Cobb (GB)	vs. New Orleans, 9/8/11
2t	108t	Ellis Hobbs (NE)	vs. NY Jets, 9/9/07

Johnson also added a rushing TD against the Bears. In doing so, he became the first Cards player to have a kickoff return TD and a rushing TD in the same game since HOFer Ollie Matson on 12/13/58.

SHORT ROUTE TO THE HALL OF FAME

In June of 2015, Johnson visited the Pro Football Hall of Fame in Canton, OH during the annual NFL Rookie Symposium. Three months later he was being honored at the Hall of Fame for the record-breaking start to his NFL career. The Hall of Fame recognized Johnson's achievements by displaying his jersey and cleats he wore in the victory over Chicago when he scored on a kickoff return and rushing attempt.

Despite seeing a limited role in the offense in the early part of the season, Johnson registered six TDs (3 rushing, 2 receiving, 1 KOR) in the first five games in 2015. That tied the franchise record for TDs in a players first five career games. The only other player in Cardinals history with at six TDs in their first five career games was Ollie Matson (6, 1952).



STRONG GROUND GAME

RB **David Johnson** had 1,239 rushing yards and 16 rushing TDs in 2016. His 16 rushing TDs ranked second in the NFL.

NFL Leaders - Rushing TDs (2016)		
Rnk	Player (Team)	TDs
1	LeGarrette Blount (NE)	18
2	David Johnson (AZ)	16
3	Ezekiel Elliott (Dal)	15
4	LeSean McCoy (Buf)	13
5	Latavius Murray (Oak)	12

Johnson's 1,239 rushing yards ranked seventh in the NFL in 2016.

NFL Leaders - Rushing Yards (2016)		
Rnk	Player (Team)	Yards
1	Ezekiel Elliott (Dal)	1,631
2	Jordan Howard (Chi)	1,313
3	DeMarco Murray (Ten)	1,287
4	Jay Ajayi (Mia)	1,272
5	Le'Veon Bell (Pit)	1,268
6	LeSean McCoy (Buf)	1,267
7	David Johnson (AZ)	1,239

FIFTH ON THE CARDINALS SINGLE-SEASON RUSHING LIST

In 2016, Johnson became the 10th player in franchise history to rush for 1,000+ yards in a season and the first since Beanie Wells (1,047) in 2011. It marked the 15th 1,000-yard season by a Cardinals player.

Johnson's 1,239 rushing yards in 2016 are the fifth-best single-season total in franchise history - and the highest mark since Ottis Anderson had 1,270 yards in 1983.

Franchise History - 1,000-Yard Rushing Seasons

Rnk	Player (Year)	Yards
1	Ottis Anderson (1979)	1,605
2	Ottis Anderson (1981)	1,376
3	Ottis Anderson (1980)	1,352
4	Ottis Anderson (1983)	1,270
5	David Johnson (2016)	1,239
6	Edgerrin James (2007)	1,222
7	Ottis Anderson (1984)	1,174
8	Edgerrin James (2006)	1,159

Rnk	Player (Year)	Yards
9	Jim Otis (1975)	1,076
10	John David Crow (1960)	1,071
11	Garrison Hearst (1995)	1,070
12	Beanie Wells (2011)	1,047
13	Adrian Murrell (1998)	1,042
14	Ronald Moore (1993)	1,018
15	Stump Mitchell (1985)	1,006

DAVID WINS THE TOUCHDOWN TITLE

RB **David Johnson** led the NFL with 20 total TDs (16 rushing; 4 receiving) in 2016, becoming the fifth player in franchise history to lead the NFL in TDs, and the first since MacArthur Lane (13 in 1970). Sonny Randle (15 in 1960), Bob Shaw (12 in 1950) and Mal Kutner (15 in 1948) also led the NFL in TDs.

NFL Leaders - Total TDs (2016)		
Rnk	Player (Team)	TDs (Type)
1	David Johnson (AZ)	20 (16 rushing, 4 receiving)
2	LeGarrette Blount (NE)	18 (18 rushing)
3	Ezekiel Elliott (Dal)	16 (15 rushing, 1 receiving)
4t	LeSean McCoy (Buf)	14 (13 rushing, 1 receiving)
4t	Jordy Nelson (GB)	14 (14 receiving)

Johnson's 20 TDs in 2016 set a new franchise single-season record. The previous record of 17 was established by John David Crow in 1962.

Franchise Record - Touchdowns (Season)

Rnk	Player (Year)	TDs (Type)
1	David Johnson (2016)	20 (16 rushing, 4 receiving)
2	John David Crow (1962)	17 (14 rushing; 3 receiving)
3t	Sonny Randle (1960)	15 (15 receiving)
3t	Mal Kutner (1948)	15 (14 receiving, 1 rushing)
5	Roy Green (1983)	14 (14 receiving)

His 16 rushing TDs in 2016 also set a new franchise single-season record.

Franchise Record - Rushing TDs (Season)

Rnk	Player (Year)	TDs
1	David Johnson (2016)	16
2	John David Crow (1962)	14
3	Ernie Nevers (1929)	12
4	MacArthur Lane (1970)	11
5t	4 Players tied	10





his first two career games; 108-yard kick return was the longest TD in franchise history; marked eighth game-opening kickoff return TD in team history and the first since 2010; became first Cardinals player with a KO return TD and a rushing TD in the same game since Ollie Matson did so on 12/13/58; named NFC Special Teams Player of the Week, becoming the eighth rookie in team history to be named Player of the Week ... scored two rushing TDs on just three carries @ Det (10/11); gave him six TDs in first five career games, tying a franchise record held by Ollie Matson (1952) and Bob Shaw (1950) ... scored his seventh TD with a 16-yard catch in the third quarter vs. Cin (11/22); added 82 yards on three kickoff returns ... had eight carries for 21 yards and a one-yard TD in the third quarter @ SF (11/29); also caught two passes for eight yards and had one special teams tackle ... made first career start and ran for 99 yards on 22 carries while adding two catches for 21 yards and a TD @ STL (12/6); 10-yard TD catch in the third quarter was his ninth TD of the season; joined Gale Sayers as the only rookies in NFL history with 4+ rush TDs, 4+ receiving TDs and a kick return TD in a season ... rushed for 92 yards on 19 carries while posting a season-high five receptions for 31 yards vs. Min (12/10) ... ran for

187 yards and three TDs on 29 carries while catching four passes for 42 yards @ Phi (12/20); had a career-long 47-yard scoring run in the second quarter; set franchise rookie record for total TDs in a season; became first player in team history to rush for 180+ yards and three TDs in a game; 187 rushing yards ranks as the fifth-best single-game total in franchise history and his 229 yards from scrimmage were the fourth-most in team history and the most by a rookie; joined Jim Brown as the only players in NFL history to rush for 185+ yards and three TDs against the Eagles; his 187 yards were the most by a rookie against Philly since Tony Dorsett (206) in 1977; was the first Cardinal with three rushing TDs in a game since Beanie Wells had three on 12/16/12 vs. Detroit; named FedEx Ground NFL Player of the Week ... caught three passes for 88 yards and rushed nine times for 39 yards, including a 14-yard TD in the third quarter vs. GB (12/27); marked his 13th overall TD of the season, tied for the fifth-best single-season total in franchise history ... had six catches for 43 yards and ran for 35 yards on 15 carries in Divisional Playoff vs. GB (1/16/16) ... rushed for 60 yards and a TD on 15 carries while adding a team-high nine receptions for 68 yards in NFC Championship Game @ Car (1/24/16).

CARDINALS IN THE COMMUNITY

David Johnson established numerous NFL and franchise records during his first two NFL seasons on his way to becoming one of the league's top offensive weapons. He also made a big impact off the field, taking part in a number of the team's charitable programs and continuing his efforts to help combat childhood bullying.

In 2016, Johnson opened up about his struggles being bullied as a child, writing a piece for The Players' Tribune website titled Let's Talk About Bullying in which he shared his experiences with bullying while growing up in Clinton, IA. He also detailed his work with STOMP Out Bullying to help other kids going through the same experiences. In the NFL's inaugural My Cause, My Cleats campaign last year, Johnson wore custom STOMP cleats in support of efforts to eliminate bullying.

Johnson has also been a regular volunteer at various team and player community events during his time in Arizona. Last Christmas season, along with a number of his Cardinals teammates, Johnson participated in the Cardinals "Teddy Bear Express" event at Phoenix Children's Hospital. The players delivered white personalized Cardinals teddy bears to children in the pediatric units throughout the hospital. He also visited Boys Hope Girls Hope for the team's annual Christmas party. Boys Hope Girls Hope helps academically capable and motivated children by providing family-like homes, opportunities and education through college.

During the 2017 offseason, Johnson served as the honorary starter at Pat's Run. Honoring former Cardinals safety Pat Tillman, the annual Pat's Run event is one of the main events of the Tillman Foundation.

Last year, Johnson was part of a Cardinals contingent that took part in the "Feed the Families" event at the Phoenix Ronald McDonald House, providing the children and their families at the house with dinner, drinks and dessert. The Ronald McDonald House Charities of Phoenix provides a welcoming "home away from home" for children and their families who travel to Phoenix to receive treatment for serious, often life-threatening illnesses and injuries.

Johnson also joined teammates and Cardinals President Michael Bidwill at the team's annual "Help Feed the Hungry" event, serving Thanksgiving dinner to over 500 of those less fortunate at the Phoenix Rescue Mission.

Joining a number of teammates and a group from the Cardinals Women's Club, Johnson visited Phoenix Children's Hospital for a birthday party in the Kids Zone. Each month, the Kids Zone at PCH holds a party for all patients who have a birthday in that month. The Arizona Cardinals Women's Club sponsored the event, which featured games with the patients as well as pizza and cake.





COLLEGE:

Appeared in 49 games (36 starts) during his record-breaking college career, rushing for 4,687 yards and 49 TDs on 866 attempts while adding 141 receptions for 1,734 yards and 14 TDs ... led the team in rushing each of his final three seasons as he posted three consecutive 1,000-yard campaigns. ... saw action in all 14 games as a senior in 2014, leading UNI to its 17th FCS playoff appearance ... broke 15 school records during the season while earning his second straight All-Missouri Valley Football Conference first-team selection ... named to the AP and Sports Network FCS All-American teams ... named the College Football Performance Awards All-Purpose Performer of the Year ... totaled 1,553 rushing yards and 536 receiving yards with 438 yards and a TD on 12 kickoff returns ... his 36.5 yards per return average established a school single-season record ... finished the season ranked third nationally and first in the conference in all-purpose yards ... earned All-MVFC Scholar-Athlete honors ... started 10 of the 11 games he appeared in as a junior and led the team in rushing with 1,286 yards on 222 carries ... earned first team All-MVFC honors ... finished third on the team in receiving yards with 393 and led the team in all-purpose yards with 1,679 ... ended the season ranked 11th in all-purpose yards in the FCS and 10th in rushing yards per game (116.9) ... rushed for 100+ yards seven times during the season ... saw action in all 11 games with seven starts as a sophomore ... named to the All-MVFC second team ... led the team in scoring with 108 points on 18 TDs ... finished the season

with five multi-TD games and 1,021 rushing yards and 13 rushing TDs ... led the conference in scoring and was tied for fifth in the FCS in scoring with 9.82 points per game ... saw action in 13 games with five starts in 2011... finished fourth in voting for the Jerry Rice Award (awarded to the nation's top FCS freshman) and was the runner-up for MVFC Freshman of the Year ... named to the MVFC All-Newcomer Team ... carried 179 times for 822 yards (4.6 avg.) and nine TDs on the season ... caught 33 passes for 422 yards (12.8 avg.) and three TDs ... tallied 1,244 all-purpose yards on the year ... red-shirted in 2010.

PERSONAL:

Attended Clinton (IA) High School where he earned first-team Class 4A All-State honors from the Des Moines Register and Iowa Newspaper Association as a senior in 2009 after he led Clinton to an 11-1 record ... accounted for a school record 42 TDs as a senior ... Clinton HS all-time leader in career receptions, career receiving yards, career and single-season total offense and the single game record for TDs (6) ... 2010 Shrine Bowl All-Star game invitee ... two-time Drake and state qualifier in track ... second-place finish in 4x200 and 4x400 relays at the Drake Relays ... second-team all-conference in basketball as a junior ... maintained over a 3.0 GPA throughout high school ... is one of six kids, and is a triplet with sisters Darnecia and Danielle ... married his wife, Meghan, in April of 2015 and the couple has a son, David Jr. ... Physical Education major.

JOHNSON CAREER STATS

Year	Team	Rushing							Receiving						
		GP/GS	Att	Yds	Avg	Lg	TD		No	Yds	Avg	Lg	TD	STT	
2015	Ariz	16/5	125	581	4.6	47t	8		36	457	12.7	55t	4	2	
2016	Ariz	16/16	293	1,239	4.2	58t	16		80	879	11.0	58	4	0	
Total		32/21	418	1,820	4.4	58t	24		116	1,336	11.5	58	8	2	

Kickoff Returns							TD
Year	Team	No	Yds	Avg	Lg	TD	
2015	Ariz	22	598		108t		1
Total		22	598		108t		1

Single Game Highs:

Rushing Yards: 187, @ Philadelphia, 12/20/15; **Rushing Attempts:** 33, vs. Seattle, 10/23/16; **Rushing TDs:** 3, three times, last @ Seattle, 12/24/16; **Long Run:** 58t, vs. NY Jets, 10/17/16; **Receptions:** 9, vs. Washington, 12/4/16; **Receiving Yards:** 103, @ Atlanta, 11/27/16; **Receiving TDs:** 1, eight times, last vs. Washington, 12/4/16; **Long Reception:** 58, vs. Tampa Bay, 9/18/16; **Long TD Reception:** 55, vs. New Orleans, 9/13/15.

JOHNSON POSTSEASON STATS

Year	Team	Rushing							Receiving						
		GP/GS	Att	Yds	Avg	Lg	TD		No	Yds	Avg	Lg	TD	STT	
2015	Ariz	2/2	30	95	3.2	23	1		15	111	7.4	16	0	0	
Total		2/2	30	95	3.2	23	1		15	111	7.4	16	0	0	

Postseason Single Game Highs:

Rushing Yards: 60, @ Carolina, 1/24/16; **Rushing Attempts:** 15, twice, last @ Carolina, 1/24/16; **Rushing TDs:** 1, @ Carolina, 1/24/16; **Long Run:** 23, @ Carolina, 1/24/16; **Receptions:** 9, @ Carolina, 1/24/16; **Receiving Yards:** 68, @ Carolina, 1/24/16; **Long Reception:** 16, @ Carolina, 1/24/16.



JOHNSON GAME-BY-GAME STATISTICS

2016

Rushing								Receiving				
Date	Opp.	GP/GS	Att	Yds	Avg	Lg	TD	No	Yds	Avg	Lg	TD
Sept. 11	NE	1/1	16	89	5.6	45	1	4	43	10.8	26	0
Sept. 18	TB	1/1	12	45	3.8	10	0	3	98	32.7	58	0
Sept. 25	@ Buf	1/1	19	83	4.4	22t	2	3	28	9.3	12	0
Oct. 2	LAR	1/1	17	83	4.9	31	0	4	41	10.3	24	0
Oct. 6	@ SF	1/1	27	157	5.8	23	2	3	28	9.3	21	0
Oct. 17	NYJ	1/1	22	111	5.0	58t	3	3	27	9.0	10	0
Oct. 23	SEA	1/1	33	113	3.4	14	0	8	58	7.3	15	0
Oct. 30	@ Car	1/1	10	24	2.4	9	0	7	84	12.0	21	0
Nov. 13	SF	1/1	19	55	2.9	18t	1	5	46	9.2	16	1
Nov. 20	@ Min	1/1	22	103	4.7	11	1	7	57	8.1	15	1
Nov. 27	@ Atl	1/1	13	58	4.5	16	0	8	103	12.9	25	1
Dec. 4	WAS	1/1	18	84	4.7	14	1	9	91	10.1	25t	1
Dec. 11	@ Mia	1/1	20	80	4.0	19	0	5	41	8.2	14	0
Dec. 18	NO	1/1	12	53	4.4	13	2	4	55	13.8	25	0
Dec. 24	@ Sea	1/1	28	95	3.4	33	3	4	41	10.3	29	0
Jan. 1	@ LAR	1/1	5	6	1.2	7	0	3	38	12.7	17	0
Total		16/16	293	1,239	4.2	58t	16	80	879	11.0	58	4

2015

Rushing								Receiving				
Date	Opp	GP/GS	Att	Yds	Avg	Lg	TD	No	Yds	Avg	Lg	TD
Sept. 13	NO	1/0	0	0	0.0	0	0	1	55	55.0	55t	1
Sept. 20	@ CHI	1/0	5	42	8.4	14	1	1	3	3.0	3	0
Sept. 27	SF	1/0	7	25	3.6	8	0	3	16	5.3	9	0
Oct. 4	STL	1/0	3	18	6.0	12	0	4	63	15.8	23t	1
Oct. 11	@ DET	1/0	3	6	2.0	4t	2	0	0	0.0	0	0
Oct. 18	@ PIT	1/0	3	9	3.0	8	0	1	8	8.0	8	0
Oct. 26	BAL	1/0	3	5	1.7	6	0	2	19	9.5	11	0
Nov. 1	@ CLE	1/0	1	4	4.0	4	0	2	44	22.0	34	0
Nov. 15	@ SEA	1/0	0	0	0.0	0	0	1	8	8.0	8	0
Nov. 22	CIN	1/0	2	9	4.5	9	0	2	17	8.5	16t	1
Nov. 29	@ SF	1/0	8	21	2.6	10	1	2	8	4.0	6	0
Dec. 6	@ STL	1/1	22	99	4.5	23	0	2	21	10.5	11	1
Dec. 10	MIN	1/1	19	92	4.8	24	0	5	31	6.2	14	0
Dec. 20	@ PHI	1/1	29	187	6.4	47t	3	4	42	10.5	12	0
Dec. 27	GB	1/1	9	39	4.3	14t	1	3	88	29.3	44	0
Jan. 3	SEA	1/1	11	25	2.3	5	0	3	34	11.3	19	0
Total		16/5	125	581	4.6	47t	8	36	457	12.7	55t	4
Jan. 16	GB	1/1	15	35	2.3	8	0	6	43	7.2	12	0
Jan. 24	@ CAR	1/1	15	60	4.0	23	1	9	68	7.6	16	0
Postseason		2/2	30	95	3.2	23	1	15	111	7.4	16	0



DORIAN JOHNSON

COLLEGE: Pittsburgh
HOMETOWN: Belle Vernon, PA
DOB: October 21, 1994

ROUND 4
115th Overall



64 // GUARD // 6-5 // 305

NOTE CARDS

■ The Cardinals fourth round selection (115th overall) in the 2017 NFL Draft, Johnson became the Cardinals highest draft pick from Pitt since the team selected WR Larry Fitzgerald third overall in 2004.

■ Johnson's career with the Panthers included starts at left guard (39), left tackle (2) and right guard (1).

COLLEGE CAREER:

A four-year letterman at Pitt, Johnson started 42 of the 51 games he appeared in for the Panthers ... finished his career with a streak of 40 consecutive starts dating back to his freshman season ... appeared in 51 consecutive games at Pitt, with the only missed contest being the season-opener in his freshman year in 2013 ... male recipient of the prestigious Panther Award, given to the senior student-athlete who best promotes Pitt through their outstanding athletic achievements.

2016: As a senior, was named first-team All-American, becoming the first Panthers offensive lineman to earn that honor in 22 years (Ruben Brown, 1994) ... also earned first-team All-ACC honors from the media and coaches ... started all 13 games at left guard, finishing his career with a streak of 40 consecutive starts dating back to the 2013 Little Caesars Pizza Bowl (vs. Bowling Green) his freshman season.

2015: Started all 13 games at left guard during his junior season and was selected second team All-ACC by the league's coaches and media.

2014: Moved into a full-time starting role on Pitt's offensive line his sophomore year and started all 13 games at left guard.

2013: Appeared in 12 games with three starts, becoming the first true freshman to start a game on Pitt's offensive line since 2006 ... made two starts at left tackle (Nov. 2 @ Georgia Tech and Nov. 16 vs. North Carolina) and one start at right guard (Dec. 26 Little Caesars Pizza Bowl vs. Bowling Green) ... named to the ESPN.com ACC All-Bowl Team for his performance in the Panthers' 30-27 win over Bowling Green ... lone missed contest was the opener vs. Florida State.

PERSONAL:

Attended Belle Vernon Area (PA) High School, where he was one of the nation's top offensive linemen ... rated as a 5-star prospect and the nation's No. 2 offensive tackle by Rivals selected to play in the Under Armour All-America Game, which showcased 90 of the top high school senior players at Tropicana Field in St. Petersburg, FL ... two-time first team All-Big Nine Conference ... had 74 pancake blocks as a senior, adding 25 tackles, six tackles for loss and two sacks on defense ... also a track and field standout who set the BVA shot-put record ... majored in Administration of Justice.

JOHNSON COLLEGE STATS

Year	GP/GS
2013	12/3
2014	13/13
2015	13/13
2016	13/13
Total	51/42



KALEB JOHNSON

COLLEGE: Rutgers

HOW ACQUIRED: FA-16

YEARS NFL/CARDINALS: 2/1

HOMETOWN: Jacksonville, FL

DOB: February 22, 1993

71 // GUARD // 6-4 // 300

PRO CAREER:

Signed with the Baltimore Ravens as an undrafted rookie free agent on 5/8/15. Released on 9/5/15 and re-signed to practice squad on 9/6/15. Elevated to active roster on 11/30/15 and was released on 12/12/15. Signed with the Cleveland Browns on 12/14/15. Re-signed with Browns as exclusive rights free agent on 4/4/16. Released on 9/3/16 and re-signed to Browns practice squad on 9/4/16 before being released on 9/5/16. Signed to Cardinals practice squad on 9/29/16 where he spent remainder of the season. Signed a future contract on 1/3/17.

2016: After signing with the Cardinals on 9/29, spent the season on the team's practice squad.

2015: After beginning the season on Ravens practice squad, was elevated to active roster on 11/30 ... dressed but DNP in one game and inactive for another ... released on 12/12 and signed with Browns on 12/14 ... inactive for first game and dressed but DNP in last two contests of the regular season.

COLLEGE:

Started 50 consecutive games in four seasons, spending his first two years at tackle before moving to guard for his final two seasons ... earned honorable mention All-Big Ten as a senior in 2014 after starting all 13 games at left guard ... also named third-team all-conference by Phil Steele ... started all 13 games at left guard as a junior and was a Phil Steele second-team All-American Athletic Conference selection ... moved to left tackle prior to his sophomore season in 2012 and started all 13 games that year ... earned Freshman All-America honors from the FWAA, Rivals.com and Phil Steele in 2011 ... moved into starting lineup at right tackle in his third game and started final 11 contests of the season.

PERSONAL:

Attended Edward H. White (Jacksonville, FL) High School where he was a Florida Times-Union Super 75 selection and rated the No. 3 guard in the state ... helped team finish season 9-3 and earn a playoff spot as a senior ... earned second-team All-State honors as a junior ... was also on the wrestling team and won a conference title as a senior ... majored in Psychology.



TRE'VON JOHNSON

COLLEGE: Weber State

HOMETOWN: Salt Lake City, UT

DOB: February 10, 1995

HOW ACQUIRED: FA-17

◆ **ROOKIE** ◆

51 // LINEBACKER // 6-1 // 235

COLLEGE CAREER:

A two-time team captain, Johnson played in 46 games and earned All-Big Sky first-team (2016) and second-team (2015) accolades during his four-year career ... totaled 258 tackles, 27 tackles for loss, nine sacks, three forced fumbles and one fumble recovery ... helped lead the Wildcats to the program's first FCS Playoff bid in seven years with 92 tackles (46 solo), 12.5 tackles for loss, one forced fumble and one fumble recovery as a senior in 2016 ... started 10 games and tallied 66 tackles (fourth on the team), 9.5 tackles

for loss (eighth in the Big Sky) and 4.5 sacks (sixth in the Big Sky) as a junior in 2015.

PERSONAL:

First name is pronounced "TRAY-von" ... prepped at Hunter (West Valley City, UT) High School, where he earned 5A honorable mention All-State honors and second-team All-Region recognition at running back and safety ... notched two interceptions and posted 98 carries for 633 yards and 11 touchdowns as a senior in 2012 ... majored in Professional Sales.



CHANDLER JONES

COLLEGE: Syracuse

HOW ACQUIRED: TR-16 (Patriots)

YEARS NFL/CARDINALS: 6/2

HOMETOWN: Endicott, NY

DOB: February 27, 1990

55 // LINEBACKER // 6-5 // 265

PRO BOWL SELECTION: 2015

NOTE CARDS

- Acquired by the Cardinals in a trade with the New England Patriots on 3/15/16. Cardinals sent G Jonathan Cooper and their 2016 second-round pick (#61) to the Patriots. Received franchise tag on 2/27/17 and signed a new five-year contract on 3/10/17.
- Has played in 71 games (68 starts) and recorded 274 tackles, 47.0 sacks, 14 forced fumbles, four fumble recoveries, one INT and 11 passes defended. Has also appeared in nine postseason games (eight starts), including the Patriots victory in Super Bowl XLIX at University of Phoenix Stadium, and totaled 18 tackles, two sacks and a forced fumble.
- During his first season with Arizona in 2016, started all 16 games and was a Pro Bowl alternate after collecting 57 tackles, 15 tackles for loss, 11.0 sacks, four forced fumbles, two fumble recoveries, 14 QB pressures and 22 QB hits.
- Combined with Markus Golden's 12.5 sacks, the 2016 season marked just the third time in franchise history (1983, 1984) the Cardinals had multiple players with double-digit sacks in a season.
- In his first season with the Cardinals, Arizona led the NFL in sacks (48.0) for just the second time in franchise history (1983).
- Dating back to the 2013 season, Jones' second in the NFL, his 41.0 sacks represent the fifth-best total in the NFL.
- He is one of three players in the NFL (Von Miller, Khalil Mack) to have double digit sacks in each of the past two seasons.
- Has 13 career multi-sack games. Dating back to the 2013 season, his 12 games with multiple sacks are tied with Kansas City's Justin Houston for the second-most in the NFL behind Houston's J.J. Watt (16).
- Since 2012, just four NFL players have 250+ tackles, 45+ sacks and 10+ forced fumbles: Jones, JJ Watt, Ryan Kerrigan and Von Miller.
- Named to his first Pro Bowl with New England in 2015 after establishing a career high with 12.5 sacks. His 12.5 sacks that season were the fifth most in the NFL.
- Was named AFC Defensive Player of the Month in November, 2013 after registering 16 tackles and four sacks in three games. Earned AFC Defensive Player of the Week honors in Week 2 of the 2014 season after he had eight tackles, two sacks, and a blocked FG returned for a TD at Minnesota.
- Named NFL Rookie of the Month for September, 2012 when he had 19 tackles, three sacks and two forced fumbles in his first four career games.
- Has two brothers: Arthur, a free agent defensive tackle, and Jon "Bones" Jones, a UFC fighter.

PRO CAREER:

Originally entered the NFL as a first-round pick (21st overall) of the New England Patriots in the 2012 NFL Draft. Traded to Cardinals in exchange for G Jonathan Cooper and Arizona's 2016 second-round pick (#61) on 3/15/16. Received "non-exclusive" franchise tag on 2/27/17 and signed new five-year contract with Cardinals on 3/10/17.

2016: Started all 16 games and finished second on the team with 11.0 sacks while tying for second with 18 tackles for loss ... was his third double-digit sack season in five years in the NFL; along with teammate Markus Golden (12.5), gave Cardinals two players with double-digit sacks for just the third time in franchise history and first time since 1984 ... tied for the team lead and

equaled career high with four forced fumbles and added 57 tackles, two fumble recoveries, three passes defended, 22 QB hits and 14 QB pressures ... selected as a Pro Bowl alternate ... in his Cardinals debut against his former team, had a sack and a fumble recovery vs. NE (9/11); recovered a fumble in the second quarter that led to a Cardinals TD and then sacked Jimmy Garoppolo for a five-yard loss in the fourth quarter; totaled five tackles, including one for loss ... had a 10-yard sack on game's final drive vs. TB (9/18); also had one solo tackle for loss and team highs with four QB pressures and four QB hits ... registered a sack for third straight game when he brought down Tyrod Taylor for a two-yard loss in the second quarter @ Buf (9/25); totaled five tackles, including a team-leading three for loss, and added



two QB pressures and two QB hits ... notched four solo tackles and a sack vs. LAR (10/2); forced and recovered a fumble by Case Keenum on his third-quarter sack; fourth straight game with a sack made him the first player in team history (joined later in the same game by Markus Golden) with a sack in each of the season's first four games ... posted season-high seven tackles, including one for loss @ SF (10/6); also had one pass defended (deflecting pass that was picked off by Calais Campbell) ... sacked Russell Wilson and forced a fumble in the fourth quarter vs. Sea (10/23); also had three solo tackles and three QB hits ... recorded a season-high 2.0 sacks vs. SF (11/13); marked his 11th career multi-sack game and first with Arizona; totaled four tackles, including two for loss, and had three QB hits ... sacked Sam Bradford and forced a fumble that Cardinals recovered in the fourth quarter @ Min (11/20); added five tackles, including two for loss ... registered four tackles and a team-high three for loss @ Mia (12/11) ... recorded 1.5 sacks @ Sea (12/24); totaled five tackles, one for loss, and added three QB pressures and three QB hits ... notched 1.5 sacks for the second straight week @ LAR (1/1/17); marked his third multi-sack game of the season and 13th career; also had two tackles, one for loss, a forced fumble, one pass defended and two QB hits.

2015: Started 15 games and both postseason contests, totaling 44 tackles and setting career

highs with 12.5 sacks and four forced fumbles ... also had his first career INT and added one pass defended ... selected to first Pro Bowl in his career ... posted a career-high three sacks in victory @ Buf (9/20); had two sacks in the second quarter and added another in the third quarter, marking his seventh career multi-sack game ... recorded four tackles and 2.5 sacks of Andrew Luck @ Ind (10/18), his second multiple-sack game of the season and eighth of his career ... forced a fumble on a sack of Ryan Fitzpatrick vs. NYJ (10/25) ... notched his third multi-sack game in the season's first seven games when he had two vs. Mia (10/29) ... had one sack each vs. Was (11/8) and @ NYG (11/15), giving him at least one sack in five consecutive games, the longest streak of his career; also forced a fumble on the sack of Eli Manning against the Giants ... collected his first career INT when he picked off Brock Osweiler in the second quarter @ Den (11/29); led to a TD on the Patriots ensuing possession; also forced a fumble later in the game ... sacked and forced a fumble by Marcus Mariota that was recovered in the end zone for a Patriots TD vs. Ten (12/20); added a second sack in the third quarter for his fourth multi-sack game of the season and the 10th of his career ... inactive (abdomen/toe) for regular season finale @ Mia (1/3/16) ... registered four tackles, a sack of Alex Smith and forced a Knile Davis fumble in Divisional Playoff win vs. KC (1/16/16) ... had one solo tackle in AFC Championship Game @ Den (1/24/16).

AMONG THE SACK LEADERS

After totaling 11.0 sacks in 2016, LB **Chandler Jones** has now recorded double-digit sacks in three of his five NFL seasons - including in each of his last two seasons. Dating back to 2015, when he established a career-high with 12.5 sacks, Jones ranks third in the NFL with 23.5 sacks.

NFL Leaders - Sacks (2015-16)

Rnk	Player (Team)	Sacks
1	Khalil Mack (Oak)	26.0
2	Von Miller (Den)	24.5
3	Chandler Jones (AZ)	23.5
4	Carlos Dunlap (Cin)	21.5
5t	Cliff Avril (Sea)	20.5
5t	Ryan Kerrigan (Was)	20.5



GETTING MORE THAN ONE

Jones has recorded multiple sacks in a game 13 times in his career, including three times during his first season with the Cardinals in 2016.

Dating back to his second NFL season in 2013, Jones' 13 multi-sack performances are tied for second-most in the NFL.

NFL Leaders - Multi-Sack Games (2013-16)

Rnk	Player (Team)	Gms
1	J.J. Watt (Hou)	16
2t	Chandler Jones (AZ/NE)	13
2t	Justin Houston (KC)	12
4t	Elvis Dumervil (Bal)	11
4t	Cameron Wake (Mia)	11





2014: Played in 10 games (eight starts) and finished with 43 tackles, six sacks, two forced fumbles, a fumble recovery and two passes defended ... also started all three postseason games, recording eight tackles and a sack as the Patriots won Super Bowl XLIX at University of Phoenix Stadium ... had season highs with eight tackles and two sacks and scored his second career TD when he blocked a 48-yard FG attempt and returned it 58 yards for a score @ Min (9/14); marked his second career blocked FG; earned AFC Defensive Player of the Week honors for the first time in his career ... recorded a half-sack @ KC (9/29) ... had five tackles and a sack while forcing and recovering a Kyle Orton fumble @ Buf (10/12) ... added a sack in second straight game vs. NYJ (10/16) ... inactive (hip) the next six games ... returned from injury to record seven tackles, 1.5 sacks and a forced fumble vs. Mia (12/14) ... collected four tackles in Divisional Playoff vs. Bal (1/10/15) ... had one tackle in AFC Championship Game vs. Ind (1/18/15) ... notched three tackles and his first career postseason sack in Super Bowl XLIX victory vs. Sea (2/1/15).

2013: Started all 16 games and had a career-best 82 tackles ... also totaled 11.5 sacks, one forced fumble, a fumble recovery for a TD and a blocked FG ... became first Patriots player with five or more sacks in each of his first two seasons since Chris Slade (1993-94) ... tied for third in the AFC and ranked seventh in the NFL in sacks ... had five tackles and a season-best two sacks vs. NYJ (9/12) ... recorded two half-sacks vs. TB (9/22) ... posted a half-sack @ Cin (10/6) and a full sack vs. NO (10/13) ... totaled a career-high 11 tackles and added two sacks and a forced fumble @ NYJ (10/20); gave him a sack in three straight games and four sacks in two meetings with the Jets ... blocked a 39-yard FG attempt with 2:51 remaining to help preserve New England's victory vs. Mia (10/27) ... totaled four sacks in a three-game span: two vs. Pit (11/3) and one each @ Car (11/18) and vs. Den (11/24); earned AFC Defensive Player of the Month for November with 16 tackles and four sacks in three games ... registered his final sack of the season @ Mia (12/15) ...

THE DYNAMIC DUO

The Cardinals offseason trade for **Chandler Jones** and the emergence of 2015 second round draft pick **Markus Golden** resulted in a linebacker duo that wreaked havoc on opposing offenses - and QBs - in 2016.

Golden (12.5) and Jones (11.0) both reached double-digit sacks in 2016, marking just the third time in franchise history that Arizona had multiple players record double-digit sacks in a season. In 1983 the Cardinals had three players (Curtis Greer, Al Baker, David Galloway) with 10.0 or more sacks. In 1984, two players (Greer and Baker) had 10.0 or more.

Arizona and Seattle (Cliff Avril-11.5; Frank Clark-10.0) were the only teams in the NFL this season that had multiple players with 10.0+ sacks.

Both linebackers earned a spot on the franchise single-season sacks list and it also resulted in the Cardinals leading the NFL in sacks (48) for just the second time in franchise history (59 in 1983).



Cardinals Single-Season Sack Leaders

Rnk	Player (Year)	Sacks	Rnk	Player (Year)	Sacks	Rnk	Player (Year)	Sacks
1	DE Simeon Rice (1999)	16.5	6	DE Al Baker (1983)	13.0	11t	LB Chandler Jones (2016)	11.0
2	DE Curtis Greer (1983)	16.0	7t	LB Markus Golden (2016)	12.5	11t	DE Freddie Joe Nunn (1987)	11.0
3	DE Bertrand Berry (2004)	14.5	7t	DE Simeon Rice (1996)	12.5	11t	DE/DT Clyde Simmons (1995)	11.0
4t	DE Curtis Greer (1984)	14.0	9	DE/NT David Galloway (1983)	12.0			
4t	DE Freddie Joe Nunn (1988)	14.0	10	LB John Abraham (2013)	11.5			

WORTH MORE THAN SACKS

The production of Golden and Jones went much deeper than sacks in 2016. They combined for 120 tackles, 31 tackles for loss, 23.5 sacks, five passes defended, eight forced fumbles, three fumble recoveries, 33 QB pressures and 45 QB hits.

According to Stats, INC., there were just two players in the NFL that posted 10.0+ sacks, 15+ tackles for loss and 4+ forced fumbles. Those players were Golden and Jones.

Arizona led the NFL in tackles for loss with 109 in 2016, according to Stats, INC., who list Jones and Golden as two of just nine players in the NFL who recorded 15+ tackles for loss in 2016. They are also the only teammates to land in the top-10.

NFL Leaders - Tackles for Loss (2016)

Rnk	Player (Team)	TFL	Rnk	Player (Team)	TFL	Rnk	Player (Team)	TFL
1t	Joey Bosa (SD)	17	1t	Olivier Vernon (NYG)	17	8t	Ryan Kerrigan (Was)	15
1t	Lavonte David (TB)	17	6t	Markus Golden (AZ)	16	10t	4 players tied	14
1t	Aaron Donald (LA)	17	6t	Jadeveon Clowney (Hou)	16			
1t	Cameron Jordan (NO)	17	8t	Chandler Jones (AZ)	15			



scored first career TD when he recovered a fumbled shotgun snap in the end zone @ Bal (12/22) ... started Divisional Playoff vs. Ind (1/11/14) and AFC Championship Game (1/19/14) and had three total tackles.

2012: Appeared in 14 games (13 starts) as a rookie and totaled 48 tackles, six sacks, five passes defended and three forced fumbles ... started in his NFL debut @ Ten (9/9) and had six tackles and his first career sack and forced fumble in the game; forced fumble was recovered by fellow rookie Dont'a Hightower and returned for a TD ... had a sack and forced fumble in his second straight game vs. Ari (9/16) ... recorded six tackles and a sack @ Buf (9/30); gave him three sacks in first four career games, the most by a Patriots rookie since Chris Slade had five (1993) ... named NFL Rookie of the Month for September after totaling 19 tackles, three sacks and two forced fumbles in four games ... set season highs with nine tackles and two sacks and added a forced fumble @ Sea (10/14); marked his first career multi-sack game ... collected four tackles and a sack @ StL (10/28) ... suffered ankle injury vs. Ind (11/18) and missed the next two games ... returned for last four games of the season, and capped off regular season with six tackles and two passes defended vs. Mia (12/30) ... started and had two tackles in Divisional Playoff vs. Hou (1/13/13) ... played in AFC Championship Game vs. Bal (1/20/13).

COLLEGE:

Played in 32 games (28 starts) and totaled 147 tackles, 27 tackles for loss, 10.0 sacks, one INT, five forced fumbles and a fumble recovery ... entered NFL draft following his junior season ... earned first-team All-Big East honors as a junior in 2011 when he made seven starts and had 38 tackles, 7.5 tackles for loss and a career-best 4.5 sacks ... also had two forced fumbles and an INT ... was a second-team all-conference selection as a sophomore after starting all 13 games and recording 57 tackles, 9.5 tackles for loss, four sacks, three forced fumbles and a fumble recovery ... received second-team National All-Freshman honors from Phil Steele in 2009 ... played in all 12 games with eight starts and finished with 52 tackles, 10 tackles for loss and 1.5 sacks ... member of the 2010 Spring Athletic Director's Honor's Roll ... red-shirted in 2008.

PERSONAL:

Attended Union-Endicott (NY) High School where he was rated among the top 15 prospects in the state by Scout.com and Super Prep ... earned first-team All-State and all-Metro honors after totaling 75 tackles, seven sacks, two forced fumbles and three fumble recoveries as a senior in 2007 ... also played TE and averaged a team-high 17.4 yards per catch ... has two brothers: Arthur, a defensive tackle currently a free agent, and Jon, a UFC fighter ... majored in Child and Family Studies.

JONES CAREER STATS

Year	Team	GP/GS	Tackles			Sacks		Interceptions						FR	FF	STT
			Solo	Asst	Ttl	Sk	Yds	Int	Yds	Lg	TD	PD				
2012	NE	14/13	24	24	48	6.0	33.0	0	0	0	0	5	0	3	0	
2013	NE	16/16	58	24	82	11.5	73.5	0	0	0	0	0	1	1	0	
2014	NE	10/8	27	16	43	6.0	49.5	0	0	0	0	2	1	2	0	
2015	NE	15/15	31	13	44	12.5	89.5	1	0	0	0	1	0	4	0	
2016	Ariz	16/16	43	14	57	11.0	85.5	0	0	0	0	3	2	4	0	
Total		71/68	183	91	274	47.0	331.0	1	0	0	0	11	4	14	0	

Single Game Highs:

Total Tackles: 11, @ NY Jets, 10/20/13; **Solo Tackles:** 8, @ NY Jets, 10/20/13; **Sacks:** 3.0, @ Buffalo, 9/20/15; **Interceptions:** 1, @ Denver, 11/29/15; **Fumble Recoveries:** 1, four times, last vs. Los Angeles Rams, 10/2/16; **Forced Fumbles:** 1, 14 times, last @ Los Angeles Rams, 1/1/17; **TDs:** 2, 58-yard blocked FG return @ Minnesota, 9/14/14; fumble recovery in end zone @ Baltimore, 12/22/13.

Additional Special Teams Statistics:

Blocked Field Goals: 2: @ Minnesota, 9/14/14; vs. Miami, 10/27/13.

JONES POSTSEASON STATS

Year	Team	GP/GS	Tackles			Sacks		Interceptions					FR	FF	STT
			Solo	Asst	Ttl	Sk	Yds	Int	Yds	Lg	TD	PD			
2012	NE	2/1	1	1	2	0.0	0	0	0	0	0	0	0	0	0
2013	NE	2/2	2	1	3	0.0	0	0	0	0	0	0	0	0	0
2014	NE	3/3	7	1	8	1.0	3	0	0	0	0	0	0	0	0
2015	NE	2/2	3	2	5	1.0	3	0	0	0	0	0	0	1	0
Total		9/8	13	5	18	2.0	6	0	0	0	0	0	0	1	0

Postseason Single Game Highs:

Total Tackles: 4, twice, last vs. Kansas City, 1/16/16; **Solo Tackles:** 3, vs. Baltimore, 1/10/15; **Sacks:** 1.0, twice, last vs. Kansas City, 1/16/16; **Forced Fumbles:** 1, vs. Kansas City, 1/16/16.

**JARVIS JONES****COLLEGE:** Georgia**HOW ACQUIRED:** UFA-17 (Steelers)**YEARS NFL/CARDINALS:** 5/1**HOMETOWN:** Columbus, GA**DOB:** October 13, 1989**93 // LINEBACKER // 6-3 // 248****PRO CAREER:**

Originally entered the NFL as a first-round pick (17th overall) of the Pittsburgh Steelers in the 2013 NFL Draft. Signed a one-year contract with the Cardinals as an unrestricted free agent on 3/14/17.

2016: Played in 14 games (nine starts) and equaled career high with 42 tackles ... also had one sack, one INT, three passes defended, two forced fumbles and a fumble recovery ... recorded his second career INT when he picked off a tipped Alex Smith pass and returned it 20 yards to set up a TD on the next play vs. KC (10/2) ... posted a season-high seven tackles vs. NE (10/23); forced and recovered a Chris Hogan fumble on Patriots first play from scrimmage ... DNP @ Cin (12/18) and inactive vs. Bal (12/25) ... collected his first sack of the season vs. Cle (1/1/17); forced Isaiah Crowell fumble that Mike Mitchell recovered with Cleveland inside the 5-yard line and the game tied in the fourth quarter ... had one tackle and one special teams tackle in Wild Card game vs. Mia (1/8/17) ... notched one special teams tackle in Divisional Playoff @ KC (1/15/17) ... assisted on three tackles in AFC Championship Game @ NE (1/22/17).

2015: Made a career-high 15 starts and finished season with 27 tackles, two sacks, one INT, two passes defended, two fumble recoveries and a forced fumble ... also started both postseason games and totaled nine tackles, one sack and one forced fumble ... had a season-high five tackles vs. SF (9/20) ... sacked Philip Rivers for a seven-yard loss @ SD (10/12); forced a Melvin Gordon fumble on opening possession of second half ... inactive (hip) vs. Ari (10/18) ... shared a sack with Ryan Shazier vs. Cin (11/1) ... recorded first career fumble recovery in third quarter vs. Oak (11/8) ... had a half-sack and recovered a fumble for the second straight week vs. Cle (11/15) ... picked off Matt Hasselbeck at the goal line on game-opening possession vs. Ind (12/6) for his first career INT ... strip sacked A.J. McCarron in third quarter of Wild Card game @ Cin (1/9/16); marked first career postseason sack and forced fumble ... collected five tackles in Divisional Playoff @ Den (1/17/16).

2014: Played in seven games (three starts) and had 15 tackles, two sacks and a forced fumble ... missed nine games while on Injured Reserve/Designated to Return with a right wrist injury ... started season opener vs. Cle (9/7) and had six tackles and a sack of Brian Hoyer ... recorded a sack and forced fumble of Cam Newton that led to Steelers TD on ensuing possession @ Car (9/21); left game in third quarter with right wrist injury ... missed

Games 4-12 and returned to action @ Cin (12/7) ... made postseason debut in Wild Card game vs. Bal (1/3/15).

2013: Started eight of 14 games played as a rookie, totaling 42 tackles, one sack, six passes defended and five special teams tackles ... made his NFL debut vs. Ten (9/8) and his first career start @ Cin (9/16) ... inactive (concussion) vs. Bal (10/20) ... recorded his first career sack vs. Buf (11/10), taking down E.J. Manuel for a seven-yard loss in the fourth quarter ... had first two career passes defended vs. Det (11/17) ... inactive (illness) @ GB (12/22) ... notched a career-best nine solo tackles and added two passes defended in regular season finale vs. Cle (12/29).

COLLEGE:

Appeared in 34 career games (eight at USC in 2009 and 26 at Georgia from 2011-12) ... started all 26 games in two seasons with Georgia, recording 155 tackles, 45.5 tackles for loss, 28 sacks, 88 QB pressures, one INT, five passes defended, nine forced fumbles and two fumble recoveries ... his 28 sacks tied Jimmy Payne (1978-82) for third-most in school history ... earned First-Team All-American honors and was a unanimous first-team All-SEC choice both years at Georgia ... also was a finalist for the Lombardi Trophy, Butkus Award, Bednarik Award and Nagurski Trophy in 2012 ... began college career at USC in 2009, but suffered neck injury late in his freshman season and transferred to Georgia in 2010.

PERSONAL:

Attended George Washington Carver (Columbus, GA) High School where he was a Super Prep, Prep Star, USA Today and ESPN All-American in 2008 ... played in the U.S. Army All-American Game ... also was named to the Atlanta Journal-Constitution's Super 11, earned All-State Class AAA first-team honors and was the Columbus Ledger-Enquirer's All-City Defensive MVP as a senior ... recorded 77 tackles, four tackles for loss, four INTs and two forced fumble despite missing four games late in the season with a broken thumb ... named Rivals.com First-Team All-American as a junior after posting 157 tackles, 26 tackles for loss, four sacks and two sacks ... helped team win the 2007 state AAA title ... also lettered in basketball and earned All-State honors in 2008 ... attended same high school at Cardinals defensive line coach Brentson Buckner ... has one daughter, Maleah.



JONES CAREER STATS

Year	Team	GP/GS	Tackles			Sacks		Interceptions					FR	FF	STT
			Solo	Asst	Ttl	Sk	Yds	Int	Yds	Lg	TD	PD			
2013	Pit	14/8	32	10	42	1.0	7	0	0	0	0	6	0	0	5
2014	Pit	7/3	11	4	15	2.0	18	0	0	0	0	0	0	1	2
2015	Pit	15/15	14	13	27	2.0	12.5	1	5	5	0	2	2	1	2
2016	Pit	14/9	29	13	42	1.0	4	1	20	20	0	3	1	2	0
Total		50/35	86	39	125	6.0	41.5	2	25	20	0	11	3	4	9

Single Game Highs:

Total Tackles: 9, vs. Cleveland, 12/29/13; **Solo Tackles:** 9, vs. Cleveland, 12/29/13; **Sacks:** 1.0, six times, last vs. Cleveland, 1/1/17; **Interceptions:** 1, twice, last vs. Kansas City, 10/2/16; **Fumble Recoveries:** 1, three times, last vs. New England, 10/23/16; **Forced Fumbles:** 1, four times, last vs. Cleveland, 1/1/17.

JONES POSTSEASON STATS

Year	Team	Tackles				Sacks		Interceptions					FR	FF	STT
		GP/GS	Solo	Asst	Ttl	Sk	Yds	Int	Yds	Lg	TD	PD			
2014	Pit	1/0	0	0	0	0.0	0	0	0	0	0	0	0	0	0
2015	Pit	2/2	5	4	9	1.0	11	0	0	0	0	1	0	1	0
2016	Pit	3/0	0	4	4	0.0	0	0	0	0	0	0	0	0	2
Total		6/2	5	8	13	1.0	11	0	0	0	0	1	0	1	2

Postseason Single Game Highs:

Total Tackles: 5, @ Denver, 1/17/16; **Solo Tackles:** 3, @ Denver, 1/17/16; **Sacks:** 1.0, @ Cincinnati, 1/9/16; **Forced Fumbles:** 1, @ Cincinnati, 1/9/16.



TREVOR KNIGHT

COLLEGE: Texas A&M

HOMETOWN: San Antonio, TX

DOB: October 3, 1993

HOW ACQUIRED: FA-17

◆ ROOKIE ◆

1 // QUARTERBACK // 6-1 // 215

COLLEGE CAREER:

Played in 11 games at Texas A&M in 2016 after transferring from Oklahoma as a graduate student ... completed 193 of 362 attempts for 2,432 yards and 19 TDs ... had a career-high 614 rushing yards on 102 carries (6.0 yard avg.) with 10 rushing TDs in his lone season with the Aggies ... in three seasons at Oklahoma, played in 24 games (15 starts), including two bowl games ... completed 280 of 490 attempts for 3,424 yards (12.2 yard avg.) with 25 TDs ... rushed for 853 yards and eight TDs ... in 2014, started 10 of 13 games at quarterback ... passed for 2,300 yards with 15 TDs and added 339 yards on the ground ... was a finalist for the Wuerffel Trophy ... named to the Capital One Academic All-District team and was Academic All-Big 12 First Team ... had four 300-yard passing games and two 100-yard games in collegiate career.

PERSONAL:

Was a four-star recruit by ESPN.com, 247sports.com and Rivals.com and a three-star recruit by Scout.com ... threw for 27 TDs and 2,092 yards with just three interceptions as a senior at Reagan (San Antonio, TX) High School ... also had 943 yards rushing with 15 TDs on the ground ... eclipsed the 1,000-yard rushing mark as a junior with 1,050 ground yards and 22 TDs to go along with 1,629 passing yards and 11 TDs ... fraternal twin brother, Connor, is a senior fullback at OU and serves as the team's long snapper ... has helped spearhead humanitarian trips to Haiti at both OU and Texas A&M ... earned his bachelor's degree in finance from Oklahoma and his master's degree in management from Texas A&M.



RICHIE LEONE

COLLEGE: Houston**HOW ACQUIRED:** FA-17**YEARS NFL/CARDINALS:** 1/1**HOMETOWN:** Roswell, GA**DOB:** March 10, 1992**9 // PUNTER // 6-3 // 211**

PRO CAREER:

Originally signed as an undrafted rookie free agent with the Baltimore Ravens on 5/12/14. Released on 8/25/14. Signed with Pittsburgh Steelers on 1/27/15 and was released on 5/11/15. Played for the BC Lions of the Canadian Football League from 2015-16, where was a two-time CFL All-Star. Played in 35 games and averaged 49.4 yards on 216 punts (10,671 yards) with a 39.1-yard net average while also converting 65-of-90 FGAs (72.2 percent) and scoring 247 points. Signed with Cardinals on 1/5/17.

COLLEGE:

A three-time semifinalist (2011-13) for the Ray Guy Award at Houston, averaged 43.1 yards per punt to close his career second on the school's career punting average list ... earned FWAA second-team All-American honors and was a second-team All-American Athletic Conference selection as a senior in 2013 ... punted 73 times for an average of 43.2 yards per kick and ranked third in

the nation with 34 of his 73 punts (46.6 percent) landing inside the 20 ... also served as Cougars kicker for seven games, making 11-of-17 FGAs and all 32 PATs ... was a first-team All-Conference USA selection as a junior when he led the conference and tied a school single-season record by averaging 45.5 yards per punt ... led conference with 20 punts of 50+ yards ... earned honorable mention all-conference honors in 2011, averaging 41.1 yards per kick ... handled all punting and kickoff duties as a freshman in 2010.

PERSONAL:

Last name pronounced 'lee-OWN-ee' ... attended Roswell (GA) High School where he was named to the Class 5A All-Decade Team by Georgia High School Football Daily ... also a Class 5A First-Team All-State selection by the Atlanta Journal-Constitution and participated in the GACA North-South All-Star Football Classic ... averaged 46.4 yards per punt as a senior and 42.3 yards per kick as a junior ... majored in Organizational Leadership and Supervision.



RYAN LEWIS

COLLEGE: Pittsburgh**HOMETOWN:** Seattle, WA**DOB:** April 15, 1994**HOW ACQUIRED:** FA-17**◆ ROOKIE ◆****35 // CORNERBACK // 6-0 // 200**

COLLEGE CAREER:

Played in 51 career games ... started 12 games as a senior in 2016 and set career highs with 79 tackles (second on team), two interceptions and eight passes defended ... both interceptions were in the end-zone and helped Pittsburgh beat Penn State and the National Champion Clemson Tigers ... in 2015, played in all 13 contests at cornerback and special teams ... totaled six tackles and a blocked punt at Iowa ... in 2014, collected nine tackles, with a season high six stops against Delaware ... in 2013, appeared in 13 games as a key player on special teams and tallied nine tackles.

PERSONAL:

Led all classifications in the state of Washington with more than 1,700 rushing yards as a

senior at Eastlake (Seattle, WA) High School ... also ran track and set a school record time of 10.7 second in the state championships in the 100-yard dash ... ranked the No. 13 prospect in the state of Washington by Scout.com ... his father, Will, played cornerback with the Seahawks, the USFL's Houston Gamblers and in the CFL ... he also worked as an NFL assistant coach with the Falcons (1995-96) and spent time in the front offices of the Packers (1997-98), Seahawks (1999-2013) and Chiefs (2013-17) ... his uncle, Tim Lewis, played at Pittsburgh and spent four seasons playing in the NFL before working as an NFL assistant coach for more than 20 years ... his cousin, Louis Riddick, played six seasons in the NFL, served as Washington and Philadelphia's Director of Pro Personnel and is now an ESPN analyst.



T.J. LOGAN

COLLEGE: North Carolina
HOMETOWN: Greensboro, NC
DOB: September 3, 1994

ROUND 5B
179th Overall



22 // RUNNING BACK // 5-10 // 195

NOTE CARDS

- The Cardinals second pick of the fifth round (179th overall) in the 2017 NFL Draft, Logan was one of five members of the Tar Heels offense to be drafted in '17.
- Ran the 40-yard dash in 4.37 seconds at the 2017 NFL Combine, making him the fastest RB at the event and the sixth-fastest player overall.
- As a senior in high school, established NCHSAA records with 510 yards and eight TDs in the state championship game as Northern Guilford completed an undefeated season and won the 3AA title.

COLLEGE CAREER:

During his four seasons at North Carolina, Logan amassed 4,926 all-purpose yards and 27 TDs in 49 games. He rushed for 2,165 yards and 19 TDs on 398 carries (5.4-yard avg.) while adding 663 yards and four TDs on 76 receptions and 2,098 yards and four TDs on 77 kickoff returns ... his 4,926 career all-purpose yards rank fourth in school history while his four career kickoff return TDs established a school career record.

2016: Appeared in all 13 games (three starts) and finished second on the team with 650 yards and seven TDs on 120 carries (5.4 avg.) ... also had 29 catches for 244 yards and three TDs ... led the team with 1,584 all-purpose yards, averaging 121.8 yards per game, which ranked fifth in the ACC ... ranked first in the ACC and third nationally with a 32.9-yard kickoff return average ... had a 100-yard TD return vs. The Citadel, which was the longest by a Carolina player at Kenan Stadium and the third 100-yard kickoff return in stadium history.

2015: Played in all 14 games and finished the season with 400 rushing yards and five TDs on 66 carries ... added 11 catches for 151 yards and a TD while averaging 23.4 yards per kickoff return (21 returns for 492 yards) ... scored on a 46-yard TD reception in the ACC Championship Game against Clemson ... had his best game of the year in the regular season finale at NC State, rushing six times for 100 yards and two TDs; both TDs came in the first quarter and were on his first two carries of the game, one from 42 yards and one from 40.

2014: Made a career-high nine starts in 13 games played as a sophomore ... finished the season with 582 rushing yards and three TDs ... also caught 26 passes for 144 yards and returned 16 kickoffs for 205

yards ... topped 125 all-purpose yards in each of the first three games of the season.

2013: Appeared in nine games with four starts at running back as a true freshman ... finished the season with 533 rushing yards and four TDs, averaging 5.7 yards per carry ... also caught 10 passes for 124 yards and added 19 kickoffs for 511 yards and two TDs ... in the Belk Bowl victory over Cincinnati, totaled 201 all-purpose yards and a kickoff return for a TD; had 15 carries for 77 yards, one catch for four yards and three kickoff returns for 120 yards, including the 78-yard TD return ... had the best game of his career against Old Dominion, rushing 14 times for 137 yards and three touchdowns as well as returning a kickoff 99 yards for a TD; became the first player since Hakeem Nicks in 2008 to score four TDs in a game and the first since Shaun Draughn in 2010 to rush for three scores.

PERSONAL:

One of the top prep recruits in the nation while at Northern Guilford (Greensboro, NC) High School, Logan was named a PrepStar All-American and was voted the No. 2 overall player in North Carolina by Rivals.com ... earned AP All-State honors and was named North Carolina's AP Player of the Year as a senior in 2012 ... rushed for 5,614 yards and 85 TDs over his final two prep seasons ... in his senior season alone he totaled 3,146 rushing yards and scored 53 TDs despite playing into the fourth quarter just twice ... as senior, also added 25 receptions for 344 yards and six TDs and completed all eight pass attempts for 144 yards ... set NCHSAA records with 510 yards and eight touchdowns in the state championship game as Northern Guilford completed an undefeated season and won the 3AA title ... majored in Exercise and Sports Science.

LOGAN COLLEGE STATS

Year	GP/GS	Att	Rushing				TD	Receiving				
			Yds	Avg	LG			No	Yds	Avg	LG	TD
2013	9/4	93	533	5.7	63t		4	10	124	12.4	35	0
2014	13/9	119	582	4.9	47		3	26	144	6.0	22	0
2015	14/0	66	400	6.1	42		5	11	151	13.7	49	1
2016	13/3	120	650	5.4	35		7	29	244	8.4	46	3
Total	49/16	398	2,165	5.4	63t		19	76	663	8.7	49	4



LOGAN COLLEGE STATS (CONT.)

Year	No	Yds	Kickoff Returns		
			Avg	Lg	TD
2013	19	511	26.9	99t	2
2014	16	405	25.3	74	0
2015	21	492	23.4	39	0
2016	21	690	32.9	100t	2
Total	77	2,098	27.2	100t	4



GABE MARTIN

COLLEGE: Bowling Green

HOW ACQUIRED: FA-15

YEARS NFL/CARDINALS: 2/2

HOMETOWN: Grand Blanc, MI

DOB: June 5, 1992

50 // LINEBACKER // 6-2 // 236

PRO CAREER:

Signed with Cardinals as an undrafted rookie free agent on 5/5/15. Released on 9/5/15 and signed to Cardinals practice squad on 9/7/15. Elevated to active roster on 1/12/16. Re-signed to one-year contract as exclusive rights free agent on 2/27/17.

2016: Played in eight games before suffering season-ending knee injury and had four tackles, two special teams tackles and a fumble recovery on special teams ... had one special teams tackle @ Buf (9/25) ... posted his first three career tackles on defense @ SF (10/6) ... inactive (knee) vs. Sea (10/23) ... had one assisted tackle @ Car (10/30) ... recovered a fumble on Jeremy Kerley punt return in first quarter that led to a Cardinals TD vs. SF (11/13); also had one special teams tackle ... placed on injured reserve (knee) on 11/18.

2015: Spent entire regular season on practice squad ... elevated to active roster on 1/12/16 ... made NFL debut in Divisional Playoff vs. GB (1/16/16) ... recorded one special teams tackle in NFC Championship Game @ Car (1/24/16).

COLLEGE:

A three-year starter, played in 45 games (30 starts) and finished career with 246 tackles (144 solo), 30 tackles for loss, 10.0 sacks, three INTs, 13

passes defended, four forced fumbles and a fumble recovery ... three-time ALL-MAC selection (2012-14) ... started all 14 games as a senior team captain and earned second-team ALL-MAC honors after leading the team with a career-high 115 tackles ... led the MAC with a career-best 18 tackles for loss ... also had 2.5 sacks, two INTs, six passes defended, a forced fumble, a fumble recovery and blocked a FG ... named a MAC Distinguished Scholar-Athlete ... earned second-team all-conference honors as a junior despite missing the final seven games due to a knee injury ... started first seven games and recorded 36 tackles, two sacks, 3.5 tackles for loss, a forced fumble and one pass defended ... a first-team ALL-MAC selection as a sophomore after playing in all 13 games (nine starts) and recording a team-leading 70 tackles ... added a career-high 4.5 sacks, 8.5 tackles for loss, two forced fumbles, one INT and six passes defended ... appeared in 11 games in 2011 as a redshirt freshman and finished the season with 25 tackles and one sack ... redshirted in 2010.

PERSONAL:

Graduated from Grand Blanc (MI) High School where he was a team captain ... earned first-team all-area and first-team all-conference honors ... ranked as the No. 36 player in Michigan by Rivals.com ... majored in Business Administration.

MARTIN CAREER STATS

Year	Team	GP/GS	Tackles			Sacks		Interceptions					FR	FF	STT
			Solo	Asst	Ttl	Sk	Yds	Int	Yds	Lg	TD	PD			
2016	Ariz	8/0	1	3	4	0.0	0	0	0	0	0	0	0	0	2
Total		8/0	1	3	4	0.0	0	0	0	0	0	0	0	0	2

Additional Special Teams Statistics:

Fumble Recoveries: 1, vs. San Francisco, 11/13/16.

MARTIN POSTSEASON STATS

Year	Team	GP/GS	Tackles			Sacks		Interceptions					FR	FF	STT
			Solo	Asst	Ttl	Sk	Yds	Int	Yds	Lg	TD	PD			
2015	Ariz	2/0	0	0	0	0.0	0	0	0	0	0	0	0	0	1
Total		2/0	0	0	0	0.0	0	0	0	0	0	0	0	0	1



KAREEM MARTIN

COLLEGE: North Carolina
HOW ACQUIRED: D3a/14 (84th)
YEARS NFL/CARDINALS: 4/4

HOMETOWN: Roanoke Rapids, NC
DOB: February 19, 1992

96 // LINEBACKER // 6-6 // 272

PRO CAREER:

The Cardinals first selection in the third round (84th overall) of the 2014 NFL Draft, Martin has played in 40 games with four starts in his first three seasons.

2016: Appeared in 13 games and collected six tackles, one for loss, and a sack ... also had one QB hit, one QB pressure, six special teams tackles and a forced fumble on special teams ... inactive (knee) the first three games ... tied for team lead with two special teams tackles and forced a fumble on a punt return @ SF (10/6) ... sacked Cam Newton for a four-yard loss in the first quarter @ Car (10/30); also had two solo tackles, including one for loss ... led team with two special teams tackles @ Sea (12/24) ... had a career-high four tackles @ LAR (1/1/17).

2015: Played in all 16 games with two starts and had nine tackles, 1.5 sacks and a forced fumble ... also recorded one tackle for loss, four QB hits, one QB pressures and two special teams tackles ... added four tackles in two playoff games ... split a sack with Markus Golden in the fourth quarter @ Chi (9/20) ... made first start of the season @ SF (11/29) ... registered his second career full sack and forced fumble vs. GB (12/27); took down Aaron Rodgers in the third quarter and the fumble on the play was recovered by Cory Redding and returned 36 yards for a TD; helped Cardinals total nine sacks in the game (third-best single-game total in franchise history and most since recording 10 sacks on 12/7/86 at Philadelphia); tied his career high with three tackles, including one for loss ... started for the injured Markus Golden and collected three tackles vs. Sea (1/3/16) ... assisted on two tackles in Divisional Playoff vs. GB (1/16/16) ... had two assisted tackles in NFC Championship Game @ Car (1/24/16).

2014: Played in 11 games (two starts) and recorded eight tackles, one sack, a forced fumble and a pass defended on the defensive line ... also had four QB pressures and two QB hits ... made NFL debut and collected first career tackle @ NYG (9/14) ... made first career start vs. SF (9/21); recorded two solo tackles, two QB pressures and one QB hit ... started for the second straight game and had three solo tackles and his first career pass defended @ Den (10/5) ... recorded first career sack and forced fumble by Austin Davis that was returned by Antonio Cromartie for a TD in the fourth quarter vs. StL (11/9); play gave the Cardinals a 31-14 lead with under four minutes left ... had one QB pressure @ Atl (11/30) ... inactive the next four games ... inactive for Wild Card game @ Car (1/3/15).

COLLEGE:

Started 41 of 49 games at North Carolina and recorded 178 tackles (92 solo), 19.5 sacks, 45.5

tackles for loss and 24 QB pressures ... also registered 13 passes defended, four forced fumbles and four fumble recoveries ... his 45.5 tackles for loss ranked fifth on the UNC career list behind William Fuller (57.0), Julius Peppers (53.0), Greg Ellis (50.0) and Marcus Jones (46.0), while his 19.5 sacks finished seventh on the school's all-time list ... beginning with his sophomore season in 2011, started the final 38 games of his collegiate career ... as a senior in 2013, was an All-Atlantic Coast Conference first-team selection from the team's coaches and an All-American third-team selection from The NFL Draft Report ... started all 13 games and earned a spot in the Senior Bowl after recording a career-high 82 tackles (46 solo) as he ranked third in the conference and eighth in the nation with 11.5 sacks, the fourth-best sack total by in team history ... also ranked third in the ACC and fifth in the FBS with 21.5 tackles for losses, the sixth-best total in school history and 16th best total in ACC annals ... led the team with 14 QB pressures as he ranked fourth in the league with three forced fumbles, recovering two ... an All-ACC second-team selection as a junior in '12, started all 12 games and ranked fourth in the conference and second on the team with 15.5 tackles for loss, adding four sacks and eight QB pressures ... also forced and recovered a fumble while registering three passes defended ... as a sophomore in '11, began a streak of 38 consecutive starts by starting all 13 games at right DE ... finished the regular season with 40 tackles (20 solo), seven tackles for loss, four sacks, a fumble recovery, six passes defended and five QB pressures ... played in 11 games with three starts as a true freshman in '10, recording 16 tackles (seven solo), with 1.5 tackles for loss, two QB pressures and a pass defended.

PERSONAL:

Attended Roanoke Rapids (NC) High School where he was a standout in football, basketball and track ... twice named the area Defensive Player of the Year and was selected the North Carolina High School Athletic Association's (NCHSAA) Athlete of the Year ... as a senior, led team to an undefeated season and a conference title ... finished the season with 163 tackles, 10 forced fumbles, three fumble recoveries, four sacks and one INT, adding 25 tackles for a loss ... delivered 121 tackles and five sacks as a junior ... named the fifth-best player in the state by The Charlotte Observer and was invited to play in North Carolina's Shrine Bowl, where he earned MVP honors after recording eight tackles, a tackle for loss, two fumble recoveries and a forced fumble which led to a TD ... was a hurdler and long jumper for the track team ... majored in Public Policy.



MARTIN CAREER STATS

Year	Team	GP/GS	Tackles			Sacks		Interceptions					FR	FF	STT
			Solo	Asst	Ttl	Sk	Yds	Int	Yds	Lg	TD	PD			
2014	Ariz	11/2	8	0	8	1.0	8	0	0	0	0	1	0	1	0
2015	Ariz	16/2	4	5	9	1.5	25	0	0	0	0	0	0	1	2
2016	Ariz	13/0	5	1	6	1.0	4	0	0	0	0	0	0	0	6
Total		40/4	17	6	23	3.5	37	0	0	0	0	1	0	2	8

Single Game Highs:

Total Tackles: 4, @ Los Angeles Rams, 1/1/17; **Solo Tackles:** 3, twice, last @ Los Angeles Rams, 1/1/17; **Sacks:** 1.0, three times, last @ Carolina, 10/30/16; **Forced Fumbles:** 1, twice, last vs. Green Bay, 12/27/15.

Additional Special Teams Statistics:

Forced Fumbles: 1, @ San Francisco, 10/6/16.

MARTIN POSTSEASON STATS

Year	Team	GP/GS	Tackles			Sacks		Interceptions					FR	FF	STT
			Solo	Asst	Ttl	Sk	Yds	Int	Yds	Lg	TD	PD			
2014	Ariz	0/0	0	0	0	0.0	0	0	0	0	0	0	0	0	0
2015	Ariz	2/0	0	4	4	0.0	0	0	0	0	0	0	0	0	0
Total		2/0	0	4	4	0.0	0	0	0	0	0	0	0	0	0

Postseason Single Game Highs:

Total Tackles: 2, twice, last @ Carolina, 1/24/16.

CARDINALS PLAYER OF THE MONTH & ROOKIE OF THE MONTH SELECTIONS

The Cardinals have had nine NFC Player of the Month selections since the award began in 1986. The most recent selection was RB David Johnson as Offensive Player of the Month in October 2016.

Month, Year	Player (Award)
October, 1988	QB Neil Lomax (Offensive)
November, 1996	QB Boomer Esiason (Offensive)
November, 2001	S Kwamie Lassiter (Defensive)
October, 2005	K Neil Rackers (Special Teams)
December, 2005	K Neil Rackers (Special Teams)
November, 2011	CB Patrick Peterson (Special Teams)
December, 2014	CB Justin Bethel (Special Teams)
November, 2015	S Tyrann Mathieu (Defensive)
October, 2016	RB David Johnson (Offensive)

In addition, six different Cardinals have been named NFL Rookie of the Month a total of seven times. Johnson was also the most recent winner, as he was honored with the NFL Offensive Rookie of the Month award for December 2015/January 2016.

Month, Year	Player (Award)
September, 1996	DE Simeon Rice (Defensive)
November, 1997	QB Jake Plummer (Offensive)
September, 2003	WR Anquan Boldin (Offensive)
November, 2003	WR Anquan Boldin (Offensive)
December, 2008	CB Dominique Rodgers-Cromartie (Defensive)
October, 2013	S Tyrann Mathieu (Defensive)
Dec., 2015/Jan. 2016	RB David Johnson (Offensive)



TYRANN MATHIEU

COLLEGE: Louisiana State
HOW ACQUIRED: D3/13 (69th)
YEARS NFL/CARDINALS: 5/5

HOMETOWN: New Orleans, LA
DOB: May 13, 1992

32 // SAFETY // 5-9 // 186



PRO BOWL SELECTION: 2015

NOTE CARDS

- The Cardinals third-round pick (69th overall) in the 2013 NFL Draft out of LSU, Mathieu has appeared in 50 games (41 starts) in his first four NFL seasons. He has 227 tackles, three sacks, nine INTs (1 returned for TD), 39 passes defended, a fumble recovery and three forced fumbles in his career.
- Signed a contract extension on 8/2/16 that will keep him with the team through the 2021 season.
- Returning from a knee injury that ended his 2015 campaign, Mathieu started all 10 games he appeared in during the 2016 season before a shoulder injury landed him on injured reserve. Totaled 36 tackles, three tackles for loss, a sack, an INT, three passes defended and a forced fumble.
- In 2015 was named first-team All-Pro at safety and was selected to his first Pro Bowl after registering 89 tackles, a sack, five INTs (one returned for TD), 16 passes defended and a forced fumble in 14 games. Suffered a season-ending knee injury in Week 15 at Philadelphia.
- Has been named NFL Defensive Rookie of the Month (October of '13), NFC Defensive Player of the Month (November of '15) and NFC Defensive Player of the Week (Week 3 of '15) in his career. Joins Kwamie Lassiter (November of 2001) as the only players in franchise history to be named Defensive Player of the Month.
- Named the Cardinals Ed Block Courage Award Winner in 2014 following his return from a knee injury suffered late in his rookie season in 2013.
- Started 11 of 13 games played as a rookie in 2013 and recorded 63 tackles, a sack, two INTs, 15 passes defended, four tackles for loss, a forced fumble and a special teams tackle. Earned first-team All-Pro honors from ProFootballFocus.com as a slot cornerback and was named to the All-Rookie team by the Professional Football Writers of America (PFWA).

PRO CAREER:

The Cardinals third-round selection (69th overall) in the 2013 NFL Draft, Mathieu played in 50 games (41 starts) in his first four seasons. Selected to the Pro Bowl and earned first-team All-Pro honors in 2015. Signed a contract extension on 8/2/16 that will keep him with the Cardinals through the 2021 season.

2016: After being selected as a defensive captain for the first time in his career, started 10 games and had 36 tackles, three tackles for loss, one sack, one INT, three passes defended and a forced fumble ... missed four games with a shoulder injury in second half of the season and was placed on injured reserve in Week 16 ... returned from an ACL injury suffered in Week 15 in 2015 and had seven solo tackles, including one for loss, in season opener vs. NE (9/11) ... forced a fumble in the fourth quarter and had four unassisted tackles @ Buf (9/25) ... led team with six solo tackles and recorded first INT of the season in fourth quarter vs. NYJ (10/17); also had two passes defended ... collected one tackle @ Car (10/30); left game in the first half with shoulder injury ... inactive (shoulder) the next two games ... returned to the lineup and had an 11-yard sack of Matt Ryan in the third quarter @ Atl (11/27);

also had two tackles, one for loss, and a pass defended ... inactive (shoulder) the next two games ... totaled six tackles vs. NO (12/18) ... placed on injured reserve (shoulder) on 12/23.

2015: Started the first 14 games before suffering season-ending right knee injury ... tied for the team lead with a career-high five INTs and led the Cardinals with 16 passes defended ... ranked third on the team with a career-best 89 tackles ... also had 11 tackles for loss, one sack, a forced fumble, three QB pressures and one QB hit ... selected to Pro Bowl for the first time, becoming the seventh safety in franchise history to earn Pro Bowl honors ... earned first-team AP All-Pro and PFWA All-NFL honors ... named NFC Defensive Player of the Month for November, his first career Player of the Month honor; became just second player in team history to win Defensive Player of the Month (Kwamie Lassiter, November 2001) ... registered a team-leading eight solo tackles vs. NO (9/13); also had a career-best three passes defended and a tackle for loss ... recorded career-high two INTs and his first NFL TD vs. SF (9/27); picked off Colin Kaepernick on 49ers second possession of the game and returned it 33 yards for a TD; then intercepted Kaepernick in the second quarter and his 17-yard return helped set



up a FG before halftime; added five solo tackles, including one for loss, and had a team-leading two passes defended; named NFC Defensive Player of the Week for the first time in his career ... forced a fumble in the third quarter and totaled six solo tackles and a pass defended vs. StL (10/4) ... had seven solo tackles, tying for the team lead with three tackles for loss vs. Bal (10/26); also had a nine-yard sack of Joe Flacco in the fourth quarter to force a punt; broke up a potential TD pass to Chris Givens in the second quarter ... intercepted Russell Wilson in the third quarter and returned it 24 yards to help set up a FG @ Sea (11/15); third INT of the season, setting

a new career high; also had six tackles and a team-high three passes defended ... collected fourth INT of the year when he picked off Blaine Gabbert in the first quarter @ SF (11/29); also led the team with a career-high 13 tackles, including one for loss, and had two passes defended ... posted a team-high 11 tackles, including one for loss vs. Min (12/10); also had a pass defended and two QB pressures ... picked off a Sam Bradford pass in the fourth quarter for his fifth INT of the season and also had five tackles and a pass defended @ Phi (12/20); suffered right knee injury in fourth quarter on the INT ... placed on injured reserve on 12/22.

CARDINALS IN THE COMMUNITY

Since safety **Tyrann Mathieu** entered the NFL in 2013, he has showed his desire to give back to the Arizona community he now calls home. He has also displayed the importance of giving back to the Louisiana community where he grew up through various activities and appearances.

During his first four NFL seasons, Mathieu has been a frequent participant at Cardinals Kids Camps and Gatorade Jr. Training Camps, spending afternoons performing NFL drills with elementary students across the Valley.

When devastating floods ravaged Baton Rouge, LA in 2016, Mathieu and his fellow LSU and current Cardinals teammate Patrick Peterson stepped up to help out. They joined forces and purchased school supplies and clothing for 700 children, including 100 kids from the Boys & Girls Club of Baton Rouge.

Mathieu hosted his first "Tyrann's Turkeys" event in 2016 where he partnered with the United Food Bank of Arizona and Second Harvest Food Bank of New Orleans to donate \$20,000 to feed families and children in need for Thanksgiving. He also handed out Thanksgiving meals to Arizona families last year as part of his program.

He has been a regular visitor at various team and player community events since entering the league. Last season, he participated at Peterson's annual "Celebs and Steaks" event, serving as a celebrity waiter. He also was at Peterson's "Shop with a Jock" event at Walmart. Peterson and his teammates hosted 50 low-income and at-risk inner city families and provided the children with a unique holiday shopping experience.

In the 2016 offseason, Mathieu served as the honorary starter at Pat's Run. Honoring former Cardinals safety Pat Tillman, the annual Pat's Run event is one of the main events of the Tillman Foundation. During the holiday season, Mathieu was a guest at Calais Campbell's annual "Christmas with Calais" event, an evening which treats 60 children from UMOM New Day Center to a shopping spree at Target, a holiday meal and visit from Santa.

During Super Bowl XLIX week in Arizona in 2015, Mathieu greeted and thanked participants and volunteers at the NFL Super Kids-Super Sharing project to help collect donated sports equipment, books and school supplies for the Salvation Army KROC Community. He was the featured speaker at the 2015 Arizona Soccer Club Pat Tillman Foundation 3v3 Tournament kickoff meeting. Mathieu spoke to the participants about leadership on and off the field.

In 2014, Mathieu joined the Arizona Super Bowl Host Committee and NFL Foundation for a field dedication—Super Bowl XLIX Legacy Field—at ASU Preparatory Academy in Phoenix. He also participated in the NFL and United Way's "Hometown Huddle" to host a PLAY 60 Kids Camp featuring fitness activities and drills for students from Rio Rico. The program also included the development and future installation of a community walking and jogging path at Rio Rico High School. NFL PLAY 60 encourages kids to get active for at least 60 minutes every day.

As a rookie in 2013, Mathieu took part in two special events which impacted two different groups of Valley residents. In October as part of Breast Cancer Awareness Month, Mathieu visited Perry High School in Gilbert, AZ for a special pregame presentation for 10 breast cancer survivors prior to a high school football game. He joined Nicole Bidwill and presented each survivor with an honorary pink jersey while the Cardinals provided the Perry High School football team with pink jerseys, wrist bands and hats. The event had special meaning to Mathieu as two of his aunts passed away from breast cancer.

Later in his rookie season, Mathieu hosted the first "Red Stars Rising" event at the W hotel in Scottsdale in November which featured food, entertainment and celebrity appearances with the proceeds from the silent auction benefiting Phoenix Children's Hospital.





2014: Returned after season-ending knee injury in 2013 to play 13 games (six starts) and collected 39 tackles, one INT, one fumble recovery and five passes defended ... also had two tackles for loss and two QB hits ... inactive (knee) vs. SD (9/8) ... recorded six solo tackles in just 15 snaps on defense vs. SF (9/21) ... made first start of the season and collected four tackles, one pass defended, a fumble recovery and a QB hit vs. Was (10/12); recovered Andre Roberts fumble in the fourth quarter and his nine-year return helped set up a FG that gave Cardinals a 23-13 lead; marked first career fumble recovery ... recorded four solo tackles and two passes defended vs. Phi (10/26); saw increased action at nickel CB spot after Patrick Peterson left the game injured in the second quarter ... picked off a Brandon Weeden pass intended for Jason Witten in the third quarter with the Cowboys in the red zone and Cardinals holding a 14-10 lead @ Dal (11/2); marked his third career INT; also had five tackles and a pass defended ... had three tackles @ Atl (11/30); left in the first half with a thumb injury ... inactive (thumb) vs. KC (12/7) and @ StL (12/11) ... returned and notched five solo tackles vs. Sea (12/21) ... recorded one tackle in Wild Card game @ Car (1/3/15).

2013: Played in 13 games with 11 starts before suffering a season-ending left knee injury ... finished fifth on the team with 63 tackles and 15 passes defended ... had two INTs, one sack and one forced fumble, making him one of three rookies in the NFL to have at least two INTs, a sack and a forced fumble ... named NFL Defensive Rookie of the Month for October ... also had four tackles for loss, three QB pressures, one QB hit and one special teams tackle ... made his NFL debut and forced a Jared Cook fumble in the first quarter @ StL (9/8); chased Cook down inside the 10 as he was going in for a score and knocked the ball loose for Karlos Dansby to recover in the end zone for a touchback; led the DBs with five solo tackles and added one pass defended ... made first career start vs. Det (9/15) and sealed the victory for AZ when he tackled Nate Burleson one yard short of a first down on 4th-n-4 on the Lions final possession of the game; totaled six tackles, including one for loss, and had two passes defended ... in his return to his hometown, recorded his first career INT by picking off Drew Brees in the end zone during the third quarter @ NO (9/22); led the DBs with a season-high eight solo tackles and added one pass defended ... started in place of the injured Rashad Johnson and collected five unassisted tackles and two QB pressures @ TB (9/29) ... started for the second straight game and notched his first career sack, taking down Cam Newton in the second quarter to force a punt vs. Car (10/6); added five tackles, one pass defended and one QB hit ... collected one of the Cardinals four INTs of Matt Ryan vs. Atl (10/27); marked his second INT of the season; tied for the lead among the DBs with seven tackles and added two passes defended ... led the DBs with seven tackles and had one pass defended vs. Hou (11/10) ... had one solo tackle and one pass defended vs. StL (12/8) before leaving the game in the third quarter with a left knee injury suffered returning a free kick following a safety ... placed on injured reserve (knee) on 12/10.

COLLEGE:

Appeared in 26 games (14 starts) at LSU, totaling 133 tackles, six sacks, 16 tackles for loss and four QB pressures ... recorded nine passes defended, four INTs, eight fumble recoveries and established a school career-record and tied the SEC all-time mark with 11 forced fumbles ... served as the team's punt returner in 2011, totaling 27 returns for 421 yards and two TDs ... a consensus All-American and unanimous All-SEC first-team preseason selection as a junior in 2012, was dismissed from the team on 8/10 during fall camp ... as a sophomore in 2011, was the recipient of the Bednarik Award as the nation's top defensive player and was a Heisman Trophy finalist; was the first LSU Heisman finalist invited to New York since Charles Alexander in 1977; was also the first DB invited to the Heisman Trophy ceremony since Michigan's Charles Woodson won the award in 1997 ... started all 13 games he appeared in and was a unanimous All-America first-team choice after posting 76 tackles, 1.5 sacks, 7.5 tackles for loss and three QB pressures ... named a team captain ... ranked sixth in the nation with six forced fumbles and third with five fumble recoveries, two of which he returned for TDs ... gained 16 yards on two INTs and added nine passes defended ... ranked second in SEC and fourth in the nation as he returned 27 punts for 421 yards (15.6 avg.) and two TDs ... named the SEC Championship Game MVP vs. Georgia after he returned a punt 62 yards for a TD; finished with 119 return yards, posted four solo tackles and a fumble recovery; became just the second player to return a punt for a TD in the game's history and the first defensive player to win the MVP award since 1994 ... as a true freshman in 2010, was named the 2011 Cotton Bowl Defensive Most Outstanding Player, adding first-team freshman All-America honors from the Football Writers Association and was selected for the SEC All-Freshman team by the league's coaches ... serving as a reserve CB behind All-American Patrick Peterson on the right side and as the nickel back, played in all 13 games with one start at left CB vs. Louisiana-Monroe ... ranked first in the SEC and fifth nationally with five forced fumbles and tied for first in the conference with three fumble recoveries ... led the team with seven passes defended and was fourth on the Tigers with 57 tackles, while adding 8.5 tackles for loss, 4.5 sacks and two INTs ... earned Cotton Bowl Defensive Most Outstanding Player award after recording seven tackles, one tackle for loss, two forced fumbles, one fumble recovery, an INT, a sack, and one pass defended.

PERSONAL:

Name pronounced 'Ty-run' (like Byron) 'Matthew' ... attended St. Augustine (New Orleans, LA) High School where he was regarded as one of the premier DB prospects in the state ... rated as the 13th-best CB in the nation by Rivals.com, Mathieu was named to the New Orleans Times-Picayune 2010 Blue-Chip List, the Baton Rouge Advocate Super Dozen and the Mobile Press Register Super Southeast 120 as a senior ... also received Super Prep All-America honors after he recorded 32 tackles, five INTs, a sack and a fumble recovery as a senior ... concluded prep career participating in the inaugural Team USA vs. The World game ... in November of 2016, made a \$1 million donation to LSU for the Football Operations Center nicknamed "Honey Badger" and to establish a scholarship at the school ... Sports Administration major.



MATHIEU CAREER STATS

Year	Team	GP/GS	Tackles			Sacks		Interceptions					FR	FF	STT
			Solo	Asst	Ttl	Sk	Yds	Int	Yds	Lg	TD	PD			
2013	Ariz	13/11	56	7	63	1.0	10	2	7	7	0	15	0	1	1
2014	Ariz	13/6	36	3	39	0.0	0	1	9	9	0	5	1	0	0
2015	Ariz	14/14	80	9	89	1.0	9	5	92	33t	1	16	0	1	0
2016	Ariz	10/10	33	3	36	1.0	11	1	9	5	0	3	0	1	0
Total		50/41	205	22	227	3.0	30	9	117	33t	1	39	1	3	1

Single Game Highs:

Total Tackles: 13, @ San Francisco, 11/29/15; **Solo Tackles:** 11, @ San Francisco, 11/29/15; **Sacks:** 1.0, three times, last @ Atlanta, 11/27/16; **Interceptions:** 2, vs. San Francisco, 9/27/15; **Passes Defensed:** 3, twice, last @ Seattle, 11/15/15; **Fumble Recoveries:** 1, vs. Washington, 10/12/14; **Forced Fumbles:** 1, three times, last @ Buffalo, 9/25/16; **TDs:** 1, 33-yard INT return vs. San Francisco, 9/27/15.

MATHIEU POSTSEASON STATS

Year	Team	GP/GS	Tackles			Sacks		Interceptions					FR	FF	STT
			Solo	Asst	Ttl	Sk	Yds	Int	Yds	Lg	TD	PD			
2014	Ariz	1/0	1	0	1	0.0	0	0	0	0	0	0	0	0	0
2015	Ariz	Injured Reserve – Knee													
Total		1/0	1	0	1	0.0	0	0	0	0	0	0	0	0	0



JOSH MAURO

COLLEGE: Stanford

HOW ACQUIRED: FA-14

YEARS NFL/CARDINALS: 4/4

HOMETOWN: Hurst, TX

DOB: February 17, 1991

97 // DEFENSIVE TACKLE // 6-6 // 282

NOTE CARDS

- Since the Cardinals signed him from the Steelers practice squad as a rookie in 2014, has played in 34 games (19 starts) and recorded 70 tackles, one sack, three passes defensed, two forced fumbles and a fumble recovery in three seasons with Arizona.
- Appeared in 15 games in 2016, establishing a career-high with 13 starts. Recorded a career-

high 42 tackles while adding 13 tackles for loss, five QB pressures and four QB hits.

- Was born in in St. Albans, England before moving to Texas at age three.
- Signed a one-year contract as an exclusive rights free agent in 2016 and then re-signed with the team on 1/12/17, agreeing to a two-year deal.

PRO CAREER:

Signed with the Pittsburgh Steelers as an undrafted rookie free agent on 5/10/14. Released on 8/30/14 and added to Steelers practice squad on 8/31/14. Signed to the Cardinals active roster on 11/14/14. Re-signed to a one-year contract as an exclusive rights free agent on 3/11/16. Re-signed to a two-year contract on 1/12/17.

2016: Started 13 of 15 games played and had a career-high 42 tackles ... also had 13 tackles for loss, five QB pressures, four QB hits and one pass defensed ... had one tackle and two QB pressures vs. NE (9/11) ... recorded a pass defensed when he tipped pass that was intercepted by Marcus Cooper and returned for a TD in the third quarter vs. TB (9/18); added two solo tackles, with one

for loss ... had two tackles, including one for loss @ Buf (9/25) ... registered two solo tackles vs. LAR (10/2) ... inactive (chest) @ SF (10/6) ... collected two unassisted tackles, including one for loss vs. NYJ (10/17) ... posted three tackles, with one for loss @ Car (10/30) ... led the D-line with a career-high six tackles, including two for loss vs. SF (11/13) ... collected three tackles and led the team with two tackles for loss @ Atl (11/27) ... tied career high with four unassisted tackles, with one for loss vs. Was (12/4) ... led the D-line with five tackles, including two for loss @ Mia (12/11) ... tallied four tackles each vs. NO (12/18) and @ Sea (12/24) ... recorded three solo tackles, including two for loss @ LAR (1/1/17).



2015: Played in 14 games (four starts) and finished with 22 tackles, one sack and five tackles for loss ... added two forced fumbles, a fumble recovery, one pass defended, 10 QB pressures, two QB hits and one special teams tackle ... started both playoff games and had two tackles ... recorded first career sack when he took down Jimmy Clausen for a five-yard loss in the third quarter @ Chi (9/20); added a career-best four solo tackles and two tackles for loss; also had one pass defended ... notched first career fumble recovery in first quarter @ Det (10/11) ... collected two tackles, including one for loss @ Pit (10/18) ... posted three tackles, one QB pressure and one QB hit @ Cle (11/1) ... tied career high and led the D-line with four tackles, including one for loss and tied for team lead with two QB pressures @ Sea (11/15) ... recorded first career forced fumble vs. Min (12/10), knocking the ball loose from Adrian Peterson in the third quarter for a turnover that set up a Cards TD on the ensuing possession; added two solo tackles, including one for loss ... forced a fumble by Ryan Mathews in the third quarter that led to a Cardinals TD @ Phi (12/20); added four tackles and two QB pressures ... inactive (calf) the next two games ... had one tackle in Divisional Playoff vs. GB (1/16/16) and NFC Championship Game @ Car (1/24/16).

2014: Played in five games (two starts) after signing with the Cardinals on 11/14 ... finished with six tackles, two tackles for loss and a pass defended ... spent first 10 weeks of the season on Steelers practice squad ... inactive vs. Det (11/16) ... started in his NFL debut and recorded two unassisted tackles for loss and added a pass defended

@ Sea (11/23) ... collected two solo tackles @ Atl (11/30) ... inactive @ StL (12/11) ... had two tackles vs. Sea (12/21) ... collected one solo tackle in Wild Card game @ Car (1/3/15).

COLLEGE:

Played in 48 games with 11 starts as a senior, and recorded 81 tackles, 21.5 tackles for loss, 11 sacks, one INT, three passes defended, two forced fumbles and one fumble recovery ... helped Stanford win back-to-back Pac-12 titles in 2012 and 2013 ... set career highs with 51 tackles and 12.5 tackles for loss and added four sacks as a senior ... returned an INT for a TD against Arizona State and recovered a fumble in the Rose Bowl against Michigan State ... finished with 19 tackles and a career-high five sacks as a junior in 2012 ... posted season-high six tackles, including one for loss, in Rose Bowl victory over Wisconsin ... collected four tackles and two sacks in 13 games as a sophomore ... played in nine games as a redshirt freshman in 2010, totaling seven tackles ... redshirted in 2009.

PERSONAL:

Last name pronounced 'MORE-oh' ... attended L.D. Bell (Hurst, TX) High School where he played defensive end, linebacker, tight end and quarterback ... registered 80 tackles, 12 tackles for loss, 12 sacks, five forced fumbles, two fumble recoveries and one blocked kick as a senior ... also caught seven passes for 155 yards and a TD as a tight end ... selected District 5-5A first team and earned All-State honors from the AP ... also lettered in basketball ... born in St. Albans, England ... majored in Science, Technology and Society.

MAURO CAREER STATS

Year	Team	Tackles				Sacks		Interceptions					FR	FF	STT
		GP/GS	Solo	Asst	Ttl	Sk	Yds	Int	Yds	Lg	TD	PD			
2014	Ariz	5/2	5	1	6	0.0	0	0	0	0	0	1	0	0	0
2015	Ariz	14/4	14	8	22	1.0	5	0	0	0	0	1	1	2	1
2016	Ariz	15/13	31	11	42	0.0	0	0	0	0	0	1	0	0	0
Total		34/19	50	20	70	1.0	5	0	0	0	0	3	1	2	1

Single Game Highs:

Total Tackles: 6, vs. San Francisco, 11/13/16; **Solo Tackles:** 4, three times, last @ Miami, 12/11/16; **Sacks:** 1.0, @ Chicago, 9/20/15; **Fumble Recoveries:** 1, @ Detroit, 10/11/15; **Forced Fumbles:** 1, twice, last @ Philadelphia, 12/20/15.

MAURO POSTSEASON STATS

Year	Team	GP/GS	Tackles			Sacks		Interceptions						FR	FF	STT
			Solo	Asst	Ttl	Sk	Yds	Int	Yds	Lg	TD	PD				
2014	Ariz	1/0	1	0	1	0.0	0	0	0	0	0	0	0	0	0	0
2015	Ariz	2/2	2	0	2	0.0	0	0	0	0	0	0	0	0	0	0
Total		3/2	3	0	3	0.0	0	0	0	0	0	0	0	0	0	0

Postseason Single Game Highs:

Total Tackles: 1, three times, last @ Carolina, 1/24/16.

**JONATHAN MCLAUGHLIN**

COLLEGE: Virginia Tech
HOMETOWN: Mauldin, SC
DOB: October 27, 1993

HOW ACQUIRED: FA-17

◆ **ROOKIE** ◆

60 // TACKLE // 6-5 // 313

COLLEGE CAREER:

Started 49 career games as a four-year starter ... as a senior, started all 14 games at left tackle ... was named third-team All-ACC while helping the Hokies to a 10-4 record and a first-place finish in the ACC Coastal Division in 2016 ... rotated between left and right tackle during his college career ... earned freshman All-American second-team honors by The Sporting News in 2013 after starting all 13 games ... became the first true freshman to start the season opener at left tackle under Frank Beamer and was in on 60 offensive snaps against

Alabama ... redshirted in 2012 and earned the Paul Torgersen Award as the top offensive newcomer of spring practice.

PERSONAL:

Rated the No. 14 prep player in the country by Rivals coming out of Fork Union Military Academy (Fork Union, VA) in 2011 ... ranked the No. 27 prep player in the country, the No. 3 prep offensive tackle and the No. 19 prep player in Virginia by 247Sports.com ... cousin of former Hokie players Orion and Cam Martin ... earned a degree in Property Management.

**HARLAN MILLER**

COLLEGE: Southeastern Louisiana
HOW ACQUIRED: D6/16 (206th)
YEARS NFL/CARDINALS: 4/4

HOMETOWN: Kentwood, LA
DOB: June 20, 1994

34 // CORNERBACK/SAFETY // 6-0 // 182

NOTE CARDS

- Selected by the Cardinals in the sixth round (205th overall) of the 2016 NFL Draft out of Southeastern Louisiana.
- Drafted as a cornerback, Miller started the final two games of his rookie season at safety, recording six tackles, one INT and two passes defended. Spent first 15 weeks of his rookie season on the Cardinals practice squad.
- In his NFL debut at Seattle, started and played the entire game at safety after Tony Jefferson was injured on punt coverage team,

collecting two tackles and a pass defended to help Cardinals earn 34-31 victory. Had never played or practiced at safety prior to the game.

- Notched his first career INT in season finale at the Rams, picking off a WR Pharoh Cooper pass intended for RB Todd Gurley and returning it 52 yards.
- Invited to play in the Senior Bowl in Mobile, AL and was named the top defensive back of the week.

PRO CAREER:

The Cardinals sixth-round selection (205th overall) in the 2016 NFL Draft, Miller started the last two games of his rookie campaign after spending the first 15 weeks of the season on the practice squad.

2016: Started last two games after spending the first 15 weeks on Cardinals practice squad ... recorded six tackles, one INT, two passes defended and a special teams tackle ... elevated to active roster on 12/19 ... after Tony Jefferson was injured on punt coverage team, started at safety in his NFL debut and had two tackles and a pass defended @ Sea (12/24) ... recorded first career INT @ LAR (1/1/17), picking off a pass intended for RB Todd Gurley by WR Pharoh Cooper inside the 20 and returning it 52 yards to set up a FG in the second quarter; added four unassisted tackles, one for loss, a pass defended and one special teams tackle.

COLLEGE:

A three-time first-team All-Southland Conference selection, appeared in 47 career games and totaled 122 tackles, 11 INTs (one returned for a TD), 34 passes defended and nine tackles for loss ... also returned 26 punts for 294 yards, one kickoff return for 20 yards and blocked two kicks during his college career ... was a second-team FCS All-America selection and a finalist for FCS National Defensive Player of the Year as a senior ... started all 11 games and established career highs with 49 tackles and six tackles for loss and tied his career-high with four INTs ... also added 15 passes defended ... started all 11 games as a junior and earned third-team Associated Press All-America honors as one of country's top defensive backs ... named first-team All-Southland Conference for the second straight season and added honorable mention All-Louisiana honors ... finished second on the team with three INTs, adding 21 tackles and



five passes defended ... as a sophomore, in his first season as starter, earned first-team All-Southland Conference and All-Louisiana honors after posting 45 tackles, four INTs (one returned for a TD) and a team-high 14 passes defended ... returned an INT 48 yards for a TD in a 58-31 victory at Central Arkansas ... appeared in all 11 games as a true freshman in 2012 and finished with seven tackles (six solo) ... switched to CB after being recruited as a QB.

PERSONAL:

Attended Kentwood (LA) High School where he was named the District 7-1A Offensive Player of the Year as a QB after helping lead the Kangaroos to an 8-4 record and berth in the Class 1A playoffs ... also an honorable mention All-State selection in 2011 ... accounted for 15 TDs as a junior, including 11 TD passes.

MILLER CAREER STATS

Year	Team	GP/GS	Tackles			Sacks		Interceptions					FR	FF	STT
			Solo	Asst	Ttl	Sk	Yds	Int	Yds	Lg	TD	PD			
2016	Ariz	2/2	5	1	6	0.0	0	1	52	52	0	2	0	0	1
Total		2/2	5	1	6	0.0	0	1	52	52	0	2	0	0	1

Single Game Highs:

Total Tackles: 4, @ Los Angeles Rams, 1/1/17; **Solo Tackles:** 4, @ LA Rams, 1/1/17; **Interceptions:** 1, @ LA Rams, 1/1/17.



IFEANYI MOMAH

COLLEGE: Boston College

HOW ACQUIRED: FA-15

YEARS NFL/CARDINALS: 3/3

HOMETOWN: Greenlawn, NY

DOB: October 23, 1989

80 // TIGHT END // 6-7 // 255

PRO CAREER:

Originally signed with the Philadelphia Eagles as an undrafted rookie free agent on 3/30/13. Released on 8/30/13. Signed a future contract with Eagles on 1/7/14 and was released on 8/30/14. Added to Cleveland Browns practice squad on 9/9/14, but was released on 9/16/14. Signed to Detroit Lions practice squad on 10/20/14. Released on 11/3/14. Signed future contract with the Lions on 12/30/14 and released on 2/3/15. Signed a one-year contract with Cardinals on 3/25/15. Re-signed to a one-year contract as an exclusive rights free agent on 3/11/16. Released on 9/3/16 and re-signed to Cardinals practice squad on 9/4/16. Elevated to active roster on 9/27/16.

2016: Played in five games with one start and had two catches for 50 yards before going on injured reserve with a wrist injury ... also had four special teams tackles and forced and recovered a fumble on special teams ... spent first three weeks of the season on Cardinals practice squad ... elevated to active roster on 9/27 ... played in first career game and had a special teams tackle vs. LAR (10/2) ... forced and recovered a fumble by Chris Davis on third-quarter kickoff that led to a Cardinals TD on ensuing possession @ SF (10/6); tied for the team lead with two special teams tackles ... recorded first two receptions of his career for 50 yards, including a 27-yard catch in OT vs. Sea (10/23); also had one special teams tackle ... made first career start @ Car (10/30) ... placed on injured reserve (wrist) on 11/1.

2015: Missed season after being placed on injured reserve (knee) on 9/10.

COLLEGE:

Recorded 39 receptions for 629 yards and six TDs ... named a captain as a senior in 2011 and opened the season by totaling eight catches for a game-high 171 yards against Northwestern ... suffered a knee injury in the game that caused him to miss the remainder of the season and he was out of football in 2012 ... started all 13 games as a junior in 2010 and finished third on the team with 19 receptions for 296 yards and three TDs ... also saw time as a defensive end in third-and-long situations ... redshirted in 2009 due to injury ... had 11 catches for 149 yards and three TDs in 2008 ... also had a blocked punt ... had one catch as a true freshman in 2007.

PERSONAL:

Name is pronounced "e-FAH-nee MOE-ma" ... attended Elwood-John H. Glenn (NY) High School and earned All-State Class B first-team and All-Long Island honors as a senior wide receiver ... had 47 receptions for 872 yards and seven TDs and won the Dragon Award as the top wide receiver in Suffolk County ... also played defensive end, totaling 78 tackles, 12 tackles for loss, four sacks, two forced fumbles and a fumble recovery ... a member of school's basketball and track teams ... older brother, Onyi, played fullback at Hofstra and spent time with the Bills and Bengals during training camp ... parents, Nathan and Gloria, are from Nigeria and immigrated to the United States as a couple when they were teenagers so they could attend college ... earned degree with double majors in Communications and Economics.

MOMAH CAREER STATS

Year	Team	GP/GS	Receiving		Yds	Avg	Lg	TD	STT
			Rec	Reserve-Knee					
2015	Ariz	Injured							
2016	Ariz	5/1	2		50	25.0	27	0	4
Total		5/1	2		50	25.0	27	0	4



DANIEL MUNYER

COLLEGE: Colorado**HOW ACQUIRED:** FA-16**YEARS NFL/CARDINALS:** 1/1**HOMETOWN:** Harbor City, CA**DOB:** March 4, 1992**62 // CENTER/GUARD // 6-1 // 305**

PRO CAREER:

Signed with the Kansas City Chiefs as an undrafted rookie free agent on 5/19/15. Released on 9/5/15 and re-signed to practice squad on 9/8/15. Released on 10/13/15. Re-signed to practice squad on 11/30/15 and elevated to active roster on 12/2/15. Released on 12/8/15 and re-signed to practice squad on 12/10/15. Elevated to active roster on 1/5/16. Released on 9/3/16 and re-signed to practice squad on 9/5/16. Released on 9/6/16. Re-signed to practice squad on 9/20/16 and released on 9/24/16. Re-signed to practice squad on 9/27/16 and released on 10/1/16. Signed to Cardinals practice squad on 12/28/16 and signed future contract on 1/3/17.

2015: Played in one regular season game and one playoff game with Chiefs ... began season on practice squad before being released on 10/13 ... re-signed to practice squad on 11/30 and elevated to active roster on 12/2 ... made NFL debut on special teams @ Oak (12/6) ... released on 12/8 and re-signed to practice squad on 12/10 ... elevated to active roster on 1/5/16 and saw action at center late in Wild Card game win @ Hou (1/9/16) ... DNP in Divisional Playoff @ NE (1/16/16).

COLLEGE:

Played in 43 games (39 starts), including 36 consecutive starts over his final three seasons ... started all 12 games at right guard as a senior in 2014, earning honorable mention All-Pac-12 and first-team All-Colo-rado honors from the National Football Foundation ... led team with 51 knockdown blocks ... started all 12 games at right guard as a junior and tied for team led with six direct TD blocks ... earned honorable mention All-Pac-12 after starting all 12 games as a sophomore ... made six starts at right guard and six at center due to injuries ... appeared in seven games (three starts) as a redshirt freshman in 2011 ... redshirted in 2010.

PERSONAL:

Graduated from Notre Dame (Los Angeles, CA) High School where he earned All-State, all-area, all-league and all-conference honors as a senior ... was a three-year starter on the offensive line and started one season as a defensive lineman ... helped school to a 28-7 record in his career and a league championship as a senior ... earned All-State and all-league honors as a junior when team went undefeated in the regular season ... also lettered in track and field ... earned degree in Communications.

MUNYER CAREER STATS

Year	Team	GP/GS
2015	KC	1/0
Total		1/0

MUNYER POSTSEASON STATS

Year	Team	GP/GS
2015	KC	1/0
Total		1/0



J.J. NELSON

COLLEGE: Alabama-Birmingham

HOW ACQUIRED: D5b/15 (159th)

YEARS NFL/CARDINALS: 3/3

HOMETOWN: Midfield, AL

DOB: April 24, 1992

14 // WIDE RECEIVER // 5-10 // 160

NOTE CARDS

- Selected by the Cardinals with their second pick in the fifth round (159th overall) of the 2015 NFL Draft, Nelson has played in 26 games (eight starts) and recorded 45 receptions for 867 yards and eight TDs in his first two seasons.
- His average of 19.3 yards per catch is the best in the NFL over the last two seasons (2015-16).
- In 2016, played in 15 games (six starts) and surpassed his rookie numbers in every category, catching 34 passes for 568 yards and tying for the team lead with six receiving TDs. All seven of his TDs (six receiving, 1 rushing) came in the final nine games of the season.
- In Week 14 of the '16 season at Miami, had a 56-yard TD run and an eight-yard TD catch.
- Became first Cardinals WR since Mal Kutner (10/24/48 vs. Boston) with both a rushing and receiving TD in the same game.
- His 80-yard TD catch at Seattle in Week 16 last season was the longest TD reception ever by a Seahawks opponent at CenturyLink Field (which opened in 2002).
- Played in 11 games (two starts) as a rookie in 2015 and caught 11 passes for 299 yards (team-high 27.2 avg.) and two TDs. Seven of Nelson's 11 receptions in 2015 went for 20+ yards.
- Nelson was the 11th Alabama-Birmingham player ever selected in the NFL Draft.
- Was the fastest player at the 2015 NFL Combine, running the 40-yard dash in 4.28 seconds.

PRO CAREER:

The second of the Cardinals two fifth-round selections (159th overall) in the 2015 NFL Draft, Nelson has played in 26 games (eight starts) in his first two seasons.

2016: Played in 15 games with six starts and tied for the team lead with six TD catches, totaling 34 receptions for 568 yards to surpass his rookie season numbers in all three categories ... also ran for 83 yards on four carries, including a 56-yard TD, and returned two kick-offs for 53 yards ... suffered a shoulder injury in the season opener vs. NE (9/11) ... inactive (shoulder) vs. TB (9/18) ... hauled in a 24-yard reception along the sideline on go-ahead FG drive in the third quarter vs. LAR (10/2) ... saw increased snaps with John Brown injured and had three catches for 84 yards, including a 40-yarder in OT vs. Sea (10/23) ... recorded first career multi-TD game with two TD receptions @ Car (10/30); totaled a career-high eight receptions for 79 yards in his first start of the season ... hauled in 42-yard TD catch with just under two minutes left in the game to extend Cardinals lead to 31-23 vs. Was (12/4) ... scored two TDs @ Mia (12/11), the first a 56-yard run in the first quarter and the second an eight-yard reception in the fourth quarter that helped tie the game; marked longest TD run by a Cardinals WR since Bobby Joe Conrad had a 56-yarder on 9/27/59 vs. Washington; became first Cardinals WR since Mal Kutner (10/24/48 vs. Boston) to post a rushing TD and receiving TD in the same game ... caught five passes for 38 yards vs. NO (12/18), including a 10-yard TD reception ... had a season-best 132 yards on three catches, including a career-long 80-yard TD in the second quarter @ Sea (12/24); marked sixth

TD reception of the season (all in span of eight games); gave him a TD catch in four straight games ... had a team-high 75 yards on four catches @ LAR (1/1/17), including a 32-yard reception on 4th-n-4 in third quarter that led to a TD.

2015: Played in 11 games (two starts) and caught 11 passes for 299 yards and two TDs, leading the team with a 27.2-yards per catch average ... added three catches for 33 yards along with 56 yards on three kick returns in two playoff games ... made NFL debut and returned two punts for 15 yards vs. NO (9/13) ... had one special teams tackle @ Chi (9/20); left the game with a shoulder injury ... inactive (shoulder) the next three games ... inactive @ Pit (10/18) ... with John Brown not playing due to injury, made first career start and had three receptions for 70 yards @ Cle (11/1); first career catch was a 38-yarder on opening drive that helped set up a TD five plays later ... had a breakout performance on Sunday Night Football with four catches for game-high 142 yards and a TD vs. Cin (11/22); 64-yard TD in the third quarter tied the game at 14-14 and was his first career score and a season-long reception; converted a 3rd-n-14 with a 36-yard catch and a 3rd-n-16 with a 23-yard catch; had 19-yard reception on the first play of game-winning FG drive with less than a minute remaining ... had two catches for 53 yards @ SF (11/29), including a 34-yard reception that put the Cardinals at the 1-yard line on the game-winning TD drive ... caught two passes for 53 yards and a 22-yard TD on the game-opening possession @ StL (12/6) ... had an eight-yard reception in Divisional Playoff vs. GB (1/16/16) ... caught two passes for 25 yards in NFC Championship Game @ Car (1/24/16).



COLLEGE:

Appeared in 46 games (22 starts) and finished his college career with 116 receptions for 2,273 yards and 20 TDs ... on special teams, had 76 kickoff returns for 1,932 yards and five TDs and returned 35 punts for 375 yards and a TD ... also ran the ball 18 times for 90 yards and a TD ... 20 career receiving TDs tied for third-most in Blazers history ... scored 27 TDs (20 receiving/5 kick returns/1 punt return/1 rushing) during his career ... of his 27 career TDs, 19 of them were plays of more than 40 yards ... ranks first all-time in school history for all-purpose yards with 4,670 ... had five career kickoff return TDs in career to rank third all-time in Conference USA history ... appeared in all 12 games with a career-high 11 starts and became UAB's first Walter Camp first-team All-American as a senior ... led the country with a 38.3-yard kickoff return average and four

kickoff return TDs ... also led the nation in combined kick return (kickoffs and punts) yardage ... named first-team All-American by USA Today and CBSSports.com ... JET Award recipient as Most Valuable Kick Returner of the Year, named for former Nebraska Heisman Trophy winner Johnny Rodgers ... finished the season with 22 kickoff returns for 843 yards and four TDs ... ranked 10th in the nation in all-purpose yards (1,820) and averaged 151.7 all-purpose yards per game ... had three 100-yard receiving games to increase his career total to 11 ... led Blazers in receptions (42), receiving yards (846) and receiving TDs (8) while averaging 20.1 yards per catch as a junior ... earned second-team All-Conference USA honors ... ranked second in C-USA in receiving yards per game and all-purpose yards, sixth in scoring and seventh in receptions ... tied for C-USA lead as he registered four 100-yard receiving games

NELSON FLIPS A SWITCH

In his first 16 career NFL games (11 in 2015; first 5 in 2016), WR **J.J. Nelson** accumulated 15 receptions for 350 yards and two TDs. Then, in the Cardinals Week 7 matchup vs. Seattle last season, he began a 10-game stretch in which he became one of Arizona's top offensive threats.

Over the final 10 games in 2016, Nelson had 30 receptions for 517 yards and six TDs while adding two rushes for 60 yards and a TD.

SEVEN TDS IN THE LAST NINE GAMES FOR NELSON

All seven of Nelson's TDs in 2016 (6 receiving, 1 rushing) came in the final nine games. Nelson had over three times as many TDs in his last nine games (7) than he had in his previous 17 career games (2).

NELSON'S HISTORIC GAME VS. THE DOLPHINS

Nelson had a 56-yard TD run in the first quarter and an eight-yard TD reception in the fourth quarter against the Dolphins in Week 14.

The TD run was the first of his career and it tied Bobby Joe Conrad (56-yarder on 9/27/59 vs. Washington) for the longest TD run in franchise history by a wide receiver. Nelson became the first Cardinals WR since Mal Kutner (10/24/48 vs. Boston) to post a rushing TD and receiving TD in the same game.

BIG PLAY J.J.

The fastest player at the 2015 NFL Combine (4.28 40-yard dash), Nelson showed off big-play ability during his first two NFL seasons. His 45 career receptions have gone for 867 yards, an average of 19.3 yards per catch.

His 19.3 yards per reception is the best average in the NFL over the last two seasons (min. 40 receptions). In fact, it is over a full yard better than the next player.

NFL Leaders - Yards/Reception (2015-16)				
Rnk	Player (Team)	Avg.	Rec	Yds
1	J.J. Nelson (AZ)	19.3	45	867
2	DeSean Jackson (Was)	17.8	86	1,533
3	Rob Gronkowski (NE)	17.7	97	1,716
4	Torrey Smith (SF)	17.5	53	930
5	Kenny Stills (Mia)	16.9	69	1,166

Of Nelson's 45 career receptions, 15 (33.3%) have covered 20+ yards. That includes five receptions of 40+ yards and two receptions (80-yard TD; 64-yard TD) of 60+ yards. Nelson also had a 56-yard TD run in 2016.

Nelson's 80-yard TD catch at Seattle in Week 16 last year was the longest TD catch ever by an opponent at CenturyLink Field.

A CHANCE ENCOUNTER WITH THE HEAD COACH

Nelson first caught the attention of many when he turned in fastest 40-yard dash of any player at the 2015 NFL Combine. But Cardinals head coach Bruce Arians got a glimpse of Nelson's speed years earlier in a chance encounter.

"I was at a track meet in Alabama – the state championships and my granddaughter was running," Arians remembered following the selection of Nelson. "This kid from Midfield won the 100, 200, 4x1(00) – little skinny dude. My son and I go, 'Who in the hell is that?' It just happened to be J.J. Nelson."





... returned a kickoff 97 yards for a TD vs. Troy and a punt 63 yards for a TD vs. Northwestern State ... had 367 all-purpose yards (highest total in NCAA) in the season opener at Troy ... ranked No. 10 nationally in all-purpose yards ... played in all 12 games with four starts for the Blazers as a sophomore and finished with 22 receptions for 414 yards and tied for the team lead with four TDs ... his 18.8-yards per catch average was a team high ... appeared in all 12 games as a freshman, seeing significant action at WR and also as a kick returner ... had 17 receptions for 358 yards with a team-leading four TDs ... also led team in average yards per catch (21.1) and had team-high 24 kickoff returns for 422 yards (17.6 avg.) ... redshirted in 2010.

PERSONAL:

Attended Midfield (AL) High School where he led the team to the state Class 4A semifinals after finishing 11-2 during his senior season ... recorded 55 receptions for 1,049 yards, 214 yards rushing, five INTs and 19 TDs ... named The Birmingham News Metro-West Player of the Year ... selected to The Birmingham News All-Metro West Offensive Team ... named to the ASWA first-team All-State ... two-time Class 4A state champion in the 100 meters and also captured the 200-meter title ... was also a highly regarded basketball player for Midfield, earning team MVP and all-region honors ... two-year letter winner in track and field and basketball ... majored in Communications Management.

NELSON CAREER STATS

Year	Team	GP/GS	Receiving		Avg	Lg	TD	STT
			Rec	Yds				
2015	Ariz	11/2	11	299	27.2	64t	2	1
2016	Ariz	15/6	34	568	16.7	80t	6	0
Total		26/8	45	867	19.3	80t	8	1

Single Game Highs:

Receptions: 8, @ Carolina, 10/30/16; **Receiving Yards:** 142, vs. Cincinnati, 11/22/15; **Receiving TDs:** 2, @ Carolina, 10/30/16; **Long Reception:** 80t, @ Seattle, 12/24/16; **Long TD Reception:** 80, @ Seattle, 12/24/16.

Additional Statistics:

Rushing: Career: 5-83-1 TD; **2016:** 4-83-1 TD; **2015:** 1-0. Punt Returns: **Career:** 4-13; **2015:** 4-13; **Kickoff Returns:** Career: 2-53; **2016:** 2-53.

NELSON POSTSEASON STATS

Year	Team	GP/GS	Receiving		Avg	Lg	TD	STT
			Rec	Yds				
2015	Ariz	2/0	3	33	11.0	15	0	0
Total		2/0	3	33	11.0	15	0	0

Postseason Single Game Highs:

Receptions: 2, @ Carolina, 1/24/16; **Receiving Yards:** 25, @ Carolina, 1/24/16; **Long Reception:** 15, @ Carolina, 1/24/16.

Additional Postseason Statistics:

Kickoff Returns: Career: 3-56; **2015:** 3-56.



TROY NIKLAS

COLLEGE: Notre Dame

HOW ACQUIRED: D2/14 (52nd)

YEARS NFL/CARDINALS: 4/4

HOMETOWN: Fullerton, CA

DOB: September 18, 1992

87 // TIGHT END // 6-6 // 270

NOTE CARDS

- Selected by the Cardinals in the second round (52nd overall) of the 2014 NFL Draft, Niklas was the highest drafted TE for the Cardinals since the team selected Auburn's Walter Reeves with the 40th selection in 1989.
- Appeared in first three games in 2016 before suffering season-ending wrist injury.
- Played in all 16 games (three starts) in 2015, recording four receptions for 33 yards and two TDs. Caught first two career TDs in Week 8 at Cleveland, becoming the first Cardinals TE with multiple TD receptions in a game since Leonard Pope also had two vs. Detroit on 11/11/07.

PRO CAREER:

The Cardinals second-round selection (52nd overall) in the 2014 NFL Draft, Niklas has appeared in 26 games (six starts) in his first three seasons.

2016: Played in three games (two starts) and had one catch and a special teams tackle before suffering season-ending wrist injury ... recorded one special teams tackle vs. NE (9/11) ... had one reception @ Buf (9/25) ... placed on injured reserve (wrist) on 9/27.



2015: Played in all 16 games with three starts, catching four passes for 33 yards and two TDs ... also a key special teams contributor with four tackles ... started as part of three-TE formation vs. StL (10/4) ... had first catch of the season with a 13-yard reception in the third quarter @ Pit (10/18) ... scored the first two TDs of his career @ Cle (11/1), catching an 11-yard TD on the opening drive of the game and then a one-yard scoring pass in the third quarter that proved to be the game-winner; became first Cardinals TE since Leonard Pope (2 vs. Det, 11/11/07) with multiple receiving TDs in a game ... started for the injured Jermaine Gresham vs. Min (12/10) ... posted a team-leading three special teams tackles @ Phi (12/20) ... had an eight-yard reception vs. Sea (1/3/16) ... played on special teams in Divisional Playoff vs. GB (1/16/16) and NFC Championship Game @ Car (1/24/16).

2014: Appeared in seven games (one start) before going on injured reserve ... had three catches for 38 yards and two special teams tackles ... made NFL debut vs. SD (9/8) ... collected first career reception with a 16-yard catch in the fourth quarter and had one special teams tackle @ NYG (9/14) ... had one special teams tackle @ Den (10/5); left the game with an ankle injury ... inactive (ankle) the next three games ... returned to action @ Dal (11/2) ... made first career start and had a 17-yard reception in the third quarter vs. StL (11/9) ... recorded a five-yard reception vs. Det (11/16); left the game in the second half with an ankle injury ... placed on injured reserve (ankle) on 11/18.

COLLEGE:

After beginning his career at Notre Dame as an outside linebacker, made the transition to TE prior to his sophomore season and went on to become one of college's football's best blocking TEs ... started 20 of 26 games at TE playing in two seasons, hauling in 37 passes for 573 yards and six TDs ... was a first-team FBS All-Independent team selection and a semifinalist for the Mackey Award as the nation's top TE ... a semifinalist for the Mackey Award as a junior in '13, was one of just four offensive players to start every game for the Irish ... finished third on the team with a career-high 32 receptions for 498 yards (15.6 avg.) and

five TDs, grabbing 61.5 percent of the 52 passes targeted to him ... 24 of his catches produced first downs and 18 of his catches gained at least 10 yards, including 10 for 20 yards or longer ... made the transition from OLB to TE during 2012 spring practice and went on to start seven of 13 games at TE as a sophomore ... one of five Irish players to log multiple catches of 25 yards or more ... gained 75 yards on five receptions, including his first career TD ... scored his first career TD on a seven-yard reception at Boston College ... as a freshman in '11, played in 12 games for the Irish as an OLB, including one start vs. Michigan State ... recorded 20 tackles (eight solos), a tackle for loss, two QB pressures and a fumble recovery.

PERSONAL:

Attended Servite (Anaheim, CA) High School where he helped the team to the Trinity League title as a sophomore and the 2009 California state title as a junior ... named the Los Angeles Times lineman of the year as a senior in 2010 when the two-way standout played both guard and defensive tackle, helping the team compile a 14-1 record, their second straight CIF Southern Section Pac-5 Division title and runner-up in the state playoffs ... also named co-Lineman of the Year in the Trinity League by the Orange County Register ... on defense, he received All-CIF Southern Section Pac-5 honors from the Orange County Register and was a first-team all-county selection, along with being a two-time first-team all-Trinity League honoree ... as a junior, also appeared at TE and caught 16 passes for 128 yards and three TDs ... uncle is Hall of Fame offensive lineman Bruce Matthews, the 19-year NFL vet and 14-time Pro Bowler selected in the first round (ninth overall) of the 1983 draft by the Houston Oilers ... his cousin, Jake Matthews, was a two-time All-American offensive tackle from Texas A&M who was drafted by the Falcons in the first round (sixth overall) in the 2014 NFL Draft ... his other cousin, Kevin, was also an offensive lineman for Texas A&M, and although he was not drafted coming out of college in 2010, he suited up for both Tennessee and Washington ... married to his wife Chloe, in February 2017. Was enrolled in Mendoza College of Business at Notre Dame, majoring in Management Entrepreneurship.

NIKLAS CAREER STATS

Year	Team	GP/GS	Receiving					
			Rec	Yds	Avg	Lg	TD	STT
2014	Ariz	7/1	3	38	12.7	17	0	2
2015	Ariz	16/3	4	33	8.3	13	2	4
2016	Ariz	3/2	1	0	0.0	0	0	1
Total		26/6	8	71	8.9	17	2	7

Single Game Highs:

Receptions: 2, @ Cleveland, 11/1/15; **Receiving Yards:** 17, vs. St. Louis, 11/9/14; **TDs:** 2, @ Cleveland, 11/1/15; **Long Reception:** 17, vs. St. Louis, 11/9/14; **Long TD Reception:** 11, @ Cleveland, 11/1/15.

NIKLAS POSTSEASON STATS

Year	Team	GP/GS	Receiving					
			Rec	Yds	Avg	Lg	TD	STT
2014	Ariz	Injured Reserve-Ankle						
2015	Ariz	2/0	0	0	0.0	0	0	0
Total		2/0	0	0	0.0	0	0	0



ROBERT NKEMDICHE

COLLEGE: Mississippi

HOW ACQUIRED: D1/16 (29th)

YEARS NFL/CARDINALS: 2/2

HOMETOWN: Loganville, GA

DOB: September 19, 1994

90 // DEFENSIVE TACKLE // 6-4 // 296

NOTE CARDS

- The Cardinals first-round selection (29th overall) in the 2016 NFL Draft, Nkemdiche was the sixth defensive lineman selected in the first round: DE Joey Bosa (3rd overall to San Diego), DT DeForest Buckner (7th overall to San Francisco), DT Sheldon Rankins (12th overall to New Orleans), DE Shaq Lawson (19th overall to Buffalo) and NT Kenny Clark (27th overall to Green Bay).
- He was a two-time first-team All-SEC selection and a two-time second-team All-America pick while at Mississippi. Also appeared on offense and scored three offensive TDs in 2015, two rushing TDs and a 31-yard receiving TD.
- In his spare time, Nkemdiche likes to play the saxophone and bass guitar. He was invited to play saxophone in a band at Ground Zero, a club owned by actor Morgan Freeman.

PRO CAREER:

The Cardinals first-round selection (29th overall) in the 2016 NFL Draft, Nkemdiche played in five games as a rookie.

2016: Played in five games and had three tackles, a pass defended, one QB hit and one QB pressure ... inactive for 10 games and DNP in one other ... made NFL debut and had his first career tackle vs. NE (9/11) ... inactive (ankle) for two games ... inactive the next two games ... recorded one pass defended and a QB hit vs. NYJ (10/17) ... DNP vs. Sea (10/23) ... assisted on one tackle @ Car (10/30) ... inactive the next five games ... had one tackle and a QB pressure vs. NO (12/18) ... inactive (ankle) @ LAR (1/1/17).

COLLEGE:

A two-time first-team All-SEC selection and a two-time second-team All-American, started 34 of the 35 games he appeared in during his three seasons with the Rebels ... declared for draft following his junior season ... recorded 98 tackles, 7.0 sacks, 19 tackles for loss and five passes defended ... also appeared on offense, rushing nine times for 34 yards and catching one pass for 31 yards ... a second-team All-America selection as a junior in 2015, a finalist for the Paul Hornung Award (nation's most versatile player) and a semifinalist for both the Rotary Lombardi Award and Chuck Bednarik Award (nation's top defensive player) ... first defensive lineman to be named a finalist for the Hornung Award ... started at defensive tackle in all 11 games he played and finished third on the team with seven tackles for loss while tying for third with three sacks ... helped Ole Miss rank in the top three among SEC teams in tackles for loss (8.1/game), INTs (15) and takeaways (23) ... scored three offensive TDs in 2015, two rushing TDs and a 31-yard receiving TD, and blocked a field goal on special teams ... had perhaps the finest outing of his career against eventual National Champion Alabama with six tackles (three solo), a career-high 2.5 tackles for loss and a half-sack; named SEC Defensive Player of the Week and National Defensive Player of the Week for the performance ... an All-America second-team

selection as a sophomore in 2014 ... started every game at DT and totaled 35 tackles with four tackles for loss, two sacks and a pass defended ... was a Rotary Lombardi Award Semifinalist and was also named to the Chuck Bednarik Award Watch List ... helped Ole Miss lead the nation in scoring defense (16.0 ppg) and lead the SEC in tackles for loss (7.6 per game) ... started 10 of the 11 games he appeared in as a true freshman in 2013 (six starts at DE and four starts at DT) and was named first-team Freshman All-American by College Football News and SEC All-Freshman by the league's coaches ... posted 34 tackles (25 solo), two sacks, two passes defended and three QB hurries on the year ... also finished third on the team with eight tackles for loss ... ranked second among SEC freshmen with 0.73 tackles for loss per game ... also rushed five times for 32 yards as a running back and converted a first down on a fake punt with an 11-yard run.

PERSONAL:

Last name pronounced "kim-DEE-chee" ... the consensus No. 1 overall recruit and top defensive end in the nation coming out of Grayson (Loganville, GA) High School, Nkemdiche was a USA Today, MaxPreps and SuperPrep All-America selection as a senior ... a three-time All-State selection, totaled 41 sacks in his high school career ... named the Gwinnett Daily Post County Defensive Player of the Year as a senior after recording 59 tackles, 12 tackles for loss and seven sacks to help Grayson win the Region 8-6A championship ... also rushed for 235 yards and 10 TDs on offense ... named the All-Class Player of the Year and Gwinnett Daily Post County Defensive Player of the Year as a junior when he led Grayson to a 15-0 record, Class 5A state title and a No. 4 national ranking by USA Today ... posted 59 tackles and 18 sacks as a junior while rushing for 528 yards and 17 TDs ... played in the AT&T Georgia Junior Bowl ... parents, Beverly and Sunday, are Nigerian immigrants; Sunday is a cardiologist and Beverly is a politician in Nigeria, representing the city of Onitsha in the legislature ... brother, Denzel, played linebacker and was his teammate at Mississippi ... General Studies major.

NKEMDICHE CAREER STATS

Year	Team	GP/GS	Tackles			Sacks		Interceptions						FR	FF	STT
			Solo	Asst	Ttl	Sk	Yds	Int	Yds	Lg	TD	PD				
2016	Ariz	5/0	1	2	3	0.0	0	0	0	0	0	1	0	0	0	
Total		5/0	1	2	3	0.0	0	0	0	0	0	1	0	0	0	

Single Game Highs:

Total Tackles: 1, three times, last vs. New Orleans, 12/18/16; **Solo Tackles:** 1, vs. New England, 9/11/16.



CARSON PALMER

COLLEGE: Southern California**HOW ACQUIRED:** TR-13 (Raiders)**YEARS NFL/CARDINALS:** 15/5**HOMETOWN:** Rancho Santa Margarita, CA**DOB:** December 27, 1979**3 // QUARTERBACK // 6-5 // 235****PRO BOWL SELECTION: 2005, 2006, 2015**

NOTE CARDS

- Acquired by the Cardinals on 4/2/13 in a trade with the Oakland Raiders, Palmer agreed to a three-year contract with Arizona. Has since signed a three-year extension (11/7/14) and a one-year extension (8/5/16) that will keep him under contract through the 2018 season.
- Has started 174 of the 175 career games he played, completing 3,777 of 6,040 pass attempts (62.5%) for 44,269 yards, 285 TDs, 180 INTs with a passer rating of 88.0.
- In four seasons with the Cardinals, has posted a .669 winning percentage (35-17-1). Only three NFL QBs – Tom Brady (.783), Russell Wilson (.711) and Alex Smith (.672) – have a better winning percentage in that span.
- Has completed 1,209 of 1,930 pass attempts (62.6%) for 14,804 yards, 96 TDs, 50 INTs and a 92.0 passer rating during his time in Arizona. His 92.0 passer rating is the highest career total in franchise history.
- Palmer (AZ & CIN) joins Hall of Famer Kurt Warner (AZ & StL) and Peyton Manning (DEN & IND) as the only players in NFL history with 14,000+ passing yards with two different teams.
- Named a team captain in each of his four seasons with the Cardinals (2013-16). The 2016 season was the ninth time in his career that Palmer was named a team captain.
- Started all 15 games he appeared in during the 2016 season, completing 364 of 597 passes (61.0%) for 4,233 yards, 26 TDs and 14 INTs. It marked his sixth career 4,000-yard season (third with Arizona) and he became the second QB in franchise history (Kurt Warner, 3, 2007-09) to have multiple seasons with 25 or more TD passes.
- Has thrown for 300+ yards in a game 49 times, 22 of which have come with the Cardinals. That ties Hall of Fame QB Kurt Warner for the most in franchise history. Palmer is also the only QB in franchise history with three 400-yard performances in their career.
- Has been the architect of 34 career game-winning drives and 21 fourth quarter comebacks in his career. That includes 14 game-winning drives and eight fourth quarter comebacks as a member of the Cardinals.
- Arizona has a 22-3 record in games in which Palmer posts a 100.0+ passer rating. His 11 games with a 100.0+ passer rating led the NFL in 2015 and also set a franchise single-season record.
- Had one of the best seasons by a QB in franchise history in 2015. Named second-team All-Pro (AP) and was voted to the Pro Bowl for the first time since 2006 after he started all 16 games and completed 342 of 537 pass attempts (63.7%) for 4,671 yards, 35 TDs, 11 INTs with a passer rating of 104.6. Established franchise-single season records for passing yards (4,671), TD passes (35) and passer rating (104.6).
- With Palmer at QB, the Cardinals finished the 2015 season with the #1 offense in the NFL for the first time in team history and set franchise records for wins (13), road wins (7), points (489) and TDs (59).
- Named Sporting News Comeback Player of the Year and was a finalist for the NFL's Most Valuable Player less than a year removed from a knee injury that ended his 2014 campaign after six starts. He was also named the FedEx Air NFL Player of the Year.
- Threw for 300+ yards in a franchise-record nine games in 2015 and threw four TD passes in a game three times in 2015. He became the first player in franchise history to throw four or more TDs in a game multiple times in a season.
- He is the only QB in NFL history to throw for 4,000+ yards in a season with three different teams and is the only QB in Cardinals history with multiple 4,000-yard seasons (2013, 2015-16).
- Has been named Offensive Player of the Week three times in his career. Was named NFC Offensive Player of the Week for his performance against the Colts in Week 12 of the '13 season. Won AFC Offensive Player of the Week honors Week 7 of the 2009 season and in Week 13 of the 2004 campaign.
- In Week 14 of the '13 season against the Rams, Palmer completed 27 of 32 passes (84.4%) for 269 yards and a TD. The 84.4 completion percentage was the highest of his career and the second-best single-game completion percentage in franchise history. Only Kurt Warner (NFL-record 92.3% @ Jax on 9/20/09) ranks higher.
- A three-time Pro Bowl selection (2005-06, '15), Palmer was named the game's MVP in 2006.
- Led the NFL in completion percentage (67.8) and TD passes (32) in 2005.
- The 2002 Heisman Trophy Winner at USC, Palmer was selected by Cincinnati with the first overall selection in the 2003 NFL Draft. After eight seasons with the Bengals, he left Cincinnati ranked third in franchise history in career pass attempts (3,217), second in completions (2,024), first in completion percentage (62.9%), third in passing yards (22,694) and third in TD passes (154).



PRO CAREER:

Selected by Cincinnati with the first overall pick of 2003 NFL Draft. Re-signed with the Bengals on 12/29/05. Placed on the reserve/did not report list by Cincinnati on 7/29/11 before being traded to Oakland on 10/18/11 for the Raiders first-round selection in 2012 and the Raiders second round choice in 2013. Reinstated from reserve/did not report on 10/19/11 and signed a new contract with the Raiders the same day. Traded to the Cardinals on 4/2/13 and signed a three-year contract with the team. Signed a three-year contract extension on 11/7/14 and then signed one-year contract extension on 8/5/16 that will keep him with the Cardinals through the 2018 season.

2016: After being chosen as an offensive captain for the ninth time in his career and fourth consecutive season with Arizona, started 15 games and completed 364-of-597 passes for 4,233 yards and 26 TDs ... marked his sixth career 4,000-yard season and third with the Cardinals ... became second QB in franchise history (Kurt Warner, 2007-09) to have multiple seasons with 25 or more TD passes ... finished season ranked 14th in NFL history in passing yards and TD passes ... completed 24-of-37 passes for 271 yards and two TDs vs. NE (9/11); passed HOFer Johnny Unitas (40,239) for 17th place on all-time passing yardage list ... threw for 304 yards and three TDs on 17-of-30 passing vs. TB (9/18); passed HOFer Joe Montana (40,551) to move into 16th all-time in passing yards; earned 30th career win as Cardinals QB in just his 40th start with the team ... had 288 yards and a TD on 23-of-36 passing before leaving in the fourth quarter with a concussion vs. LAR (10/2); passed Kerry Collins (40,922) for 15th on NFL's all-time passing yards list ... inactive (concussion) @ SF (10/6) ... passed for season-high 376 yards and a TD on 30-of-49 passing vs. SF (11/13); topped 300 yards for third straight game and became first QB in franchise history with 340+ yards in three straight games; led game-winning FG drive with 1:55 left and score tied at 20; also had a career-long 16-yard run to convert a 3rd-n-7 in the second quarter ... completed 25-of-45 passes for 289 yards and two TDs @ Atl (11/27); with his second TD in the fourth quarter, surpassed Joe Montana (273) for 15th all-time in TD passes ... threw for 300 yards and three TDs on 30-of-46 passing vs. Was (12/4); represented eighth time with Arizona that he had 300+ passing yards and three TDs, the most such games in franchise history; passed Hall of Famer Dan Fouts (43,040) for 14th on NFL's all-time passing yardage list; also moved into 14th all-time in TD passes, passing Vinny Testaverde (275) ... was 18-of-33 passing for 145 yards and two TDs @ Mia (12/11); gave him 20 TDs and 3,000+ yards for the third time as a Cardinal, tied for the most such seasons in franchise history ... passed for 318 yards vs. NO (12/18); marked 22nd 300-yard outing as a Cardinal, tying Kurt Warner for the most in franchise history ... threw for 284 yards and a TD on 16-of-26 passing @ Sea (12/24); had a season-long 80-yard TD pass to J.J. Nelson in the second quarter and led game-winning FG drive with one minute left and score tied at 31, marking his 34th career game-winning drive and 14th as a

Cardinal; improved to 3-0 at Seattle as Cardinals starter ... went 20-of-38 for 255 yards and three TDs @ LAR (1/1/17); the game marked his first game back at LA Memorial Coliseum since college; surpassed 4,000 passing yards on the season, his third 4,000-yard season as a Cardinal; marked his 34th career game with at least three TD passes and 12th with Arizona.

2015: After being selected as an offensive captain for the eighth time in his career and third straight year with the Cardinals, started all 16 games and completed 342-of-573 passes (63.7 %) for 4,671 yards and 35 TDs ... set franchise single-season records and established career highs in passing yards, TD passes and passer rating (104.6) and ranked in the top five in the NFL in all three of those categories ... also set franchise records with nine 300-yard passing games, 11 games with a 100.0+ passer rating, 11 multi-TD games and six games with 3+ TD passes ... earned third career Pro Bowl selection and first since 2006, becoming the seventh QB in franchise history to make a Pro Bowl ... named second-team AP All-Pro, his first career All-Pro honor ... also named the FedEx Air NFL Player of the Year and was selected as the NFL Comeback Player of the Year by The Sporting News ... completed 17-of-24 passes for 185 yards and four TDs @ Chi (9/20); marked seventh career game with at least four TD passes and first as a Cardinal; became just the second QB in team history to open the season with back-to-back games with a 100+ passer rating (Neil Lomax, 1984) ... was 20-of-32 passing for 311 yards and two TDs vs. SF (9/27); became first QB in franchise history to open the season with three straight 100+ passer rating games; marked ninth consecutive win as a starter, the longest streak of his career and the most by a Cardinals QB since Ray Malloof won 10 straight in 1948 ... completed 11-of-14 passes for 161 yards and three TDs @ Det (10/11); 154.2 passer rating was the second-highest of his career ... passed for 421 yards and a TD on 29-of-45 passing @ Pit (10/18); was second-highest passing yardage total in his career; represented his eighth career 400-yard game and third with the Cardinals and he became the first QB in franchise history to have three 400-yard passing games ... was 23-of-38 passing for 374 yards and four TDs @ Cle (11/1); marked second four-TD game of the season and eighth game of his career with at least four TD passes; became first player in franchise history to throw for 4+ TD passes multiple times in a season; set franchise record for most TD passes in first eight games of a season with 20 ... completed 29-of-47 passes for 363 yards and three TDs @ Sea (11/15); marked his 40th career 300-yard game; was his 19th career fourth-quarter comeback, leading the Cards back from a 29-24 deficit with two 80+ yard TD drives in the final quarter; passed Boomer Esiason (37,920) for 19th place on NFL's all-time passing yards list ... threw for 317 yards and four TDs on 20-of-31 passing vs. Cin (11/22); completed three straight passes for 57 yards with less than a minute remaining to set up GW FG; became first QB in franchise history to throw for 300+ yards and at least three TDs in three straight games; sixth game with 3+ TD passes set franchise single-season record; passed Dave Krieg (38,147) to rank 18th on NFL's all-time passing yardage list ... completed 24-of-40 passes for 271 yards and scored the game-winning



TD with an eight-yard run in the fourth quarter @ SF (11/29); TD run capped off 14-play, 85-yard drive that marked his third consecutive game-winning drive; was the longest of his eight career TD runs (previous long was four yards) ... was 26-of-40 passing for 356 yards and two TDs @ StL (12/6); set franchise record with eighth 300-yard passing game of the season ... threw for 310 yards and two TDs on 25-of-35 passing vs. Min (12/10); second TD pass was his 31st of the season, setting a new single-season franchise record; extended team record with ninth 300-yard passing game of the

season; 117.6 rating was his ninth game of season with a 100.0+ passer rating, a new single-season franchise record; led game-winning drive, taking Cardinals 55 yards in 11 plays for a go-ahead FG with 1:23 to play; surpassed 4,000 passing yards on the season, becoming the first player in franchise history with multiple 4,000-yard seasons ... was 18-of-27 passing for 265 yards and two TDs vs. GB (12/27); set new career high with 34 TD passes on the season; extended franchise record with 11th game with a 100.0+ passer rating; became the first QB in franchise history with

PALMER IN THE CARDINALS RECORD BOOKS

After completing 364 of 597 pass attempts (61.0%) for 4,233 yards, 26 TDs, 14 INTs and a passer rating of 87.2 in 2016, QB **Carson Palmer** now holds:

- 3 of the top 5 passing yardage totals in franchise history
- 2 of the top 5 passer ratings in franchise history
- 2 of the top 5 completion percentages in team history
- 2 of the top 5 INT rates in team history
- 2 of the top 5 pass attempt totals in team history
- 3 of the top 5 completion totals in team history

CARDINALS SINGLE-SEASON PASSING RECORDS

Passing Yards		
Rnk	Player (Year)	Yds
1	Carson Palmer (2015)	4,671
2	Neil Lomax (1984)	4,614
3	Kurt Warner (2008)	4,583
4	Carson Palmer (2013)	4,274
5	Carson Palmer (2016)	4,233

TD Passes		
Rnk	Player (Year)	TDs
1	Carson Palmer (2015)	35
2	Kurt Warner (2008)	30
3	Neil Lomax (1984)	28
3t	Charley Johnson (1963)	28
5	Kurt Warner (2007)	27

Passer Rating		
Rnk	Player (Year)	Rate
1	Carson Palmer (2015)	104.6
2	Kurt Warner (2008)	96.9
3	Carson Palmer (2014)	95.6
4	Kurt Warner (2009)	93.2
5	Neil Lomax (1984)	92.5

Completion Percentage		
Rnk	Player (Year)	Pct
1	Kurt Warner (2008)	67.1
2	Kurt Warner (2009)	66.1
3	Kurt Warner (2005)	64.5
4	Carson Palmer (2015)	63.7
5	Carson Palmer (2013)	63.3

Interception Rate		
Rnk	Player (Year)	Rate
1	Carson Palmer (2014)	1.3
2t	Carson Palmer (2015)	2.0
	Kent Graham (1997)	2.0
4t	Jim Hart (1974)	2.1
4t	Drew Stanton (2014)	2.1

Pass Attempts		
Rnk	Player (Year)	Att
1	Kurt Warner (2008)	598
2	Carson Palmer (2016)	597
3	Carson Palmer (2013)	572
4	Neil Lomax (1984)	560
5	Jake Plummer (1998)	547



Completions		
Rnk	Player (Year)	Com
1	Kurt Warner (2008)	401
2	Carson Palmer (2016)	364
3	Carson Palmer (2013)	362
4	Neil Lomax (1984)	345
5	Carson Palmer (2015)	342

On the franchise career list, Palmer finished the 2016 season ranked sixth in team history in passing yards (14,804), sixth in pass attempts (1,930), fifth in completions (1,209), second in completion percentage (62.6), first in yards per attempt (7.67), fifth in TDs (96), second in TD percentage (5.0), first in INT percentage (2.6) and first in passer rating (92.0).

Palmer also ranks fourth in team history in wins (35), is tied for first in 300-yard games (22), ranks first in 400-yard games (3), third in games with 100+ passer rating (25) and third in multi-TD performances (33).



multiple streaks of at least nine consecutive wins ... played only the first half vs. Sea (1/3/16), completing 12-of-25 passes for 129 yards and a TD; surpassed 40,000 career passing yards; established single-season franchise record for passing yards with 4,671, breaking mark set by Neil Lomax (4,614 in 1984) ... threw for 349 yards and three TDs on 25-of-41 passing in Divisional Playoff vs. GB (1/16/16) to earn his first career playoff victory; led Cardinals on two 80-yard TD drives in the fourth quarter/OT, throwing a nine-yard TD to Michael Floyd to give Arizona a 17-13 lead in the fourth and then capping off the opening possession of OT with a five-yard shovel pass TD to Larry Fitzgerald for the game-winning score ... was 23-of-40 passing for 235 yards with one TD and four INTs in NFC Championship Game @ Car (1/24/16).

2014: After being voted an offensive captain for the second straight year with the Cardinals and the seventh time in his career, started six games and was 141-of-224 passing (62.9 pct.) for 1,626 yards, 11 TDs and three INTs ... missed three games (Weeks 2-5) with shoulder injury and then suffered season-ending left knee injury in Week 10 ... was 6-0 as a starter on the season ... surpassed 3,000 career completions, becoming the 18th QB in NFL history to reach that milestone ... completed 24-of-37 passes for 304 yards and two TDs vs. SD (9/8); threw both TD passes in the fourth quarter to bring the Cardinals back from down 17-6 entering the quarter to an 18-17 victory, marking his 17th career fourth-quarter comeback; was 8-of-12 for 85 yards, two TDs and a 126.7 passer rating in the fourth quarter; marked his 33rd career 300-yard passing

game, and combined with his 327 yards in the 2013 opener, became the first QB in team history with multiple 300-yard passing games in season openers; also ran for a career-high 29 yards on four carries, including a 12-yard scramble on 3rd-n-10 from the Cardinals 9 to keep the game-winning TD drive alive ... inactive (right shoulder) the next three games ... returned from injury to start and was 28-of-44 for 250 yards and two TDs vs. Was (10/12) ... was 20-of-42 for 329 yards and two TDs vs. Phi (10/26); had 80-yard TD pass to Larry Fitzgerald in the third quarter and then a 75-yard game-winner to John Brown with 1:21 left in the fourth quarter, making him the 18th player in NFL history with two TD passes of 75+ yards in a game; marked his 34th career 300-yard passing game and his seventh with the Cardinals in just 20 games; led Cardinals back from down 17-14 after three quarters to a 24-20 victory, marking his 18th career fourth-quarter comeback and fifth with Arizona ... completed 22-of-34 attempts for 249 yards, three TDs and one INT @ Dal (11/2); his 24th career game with three or more TD passes and second as a Cardinal; marked fifth straight start of the season with multiple TD passes, making him the first QB in franchise history with 2+ TD passes in each of his first five games in a season; was his 18th consecutive game with at least one TD pass, the longest streak of his career and the third-longest in franchise history ... signed a three-year contract extension on 11/7 ... completed 25-of-36 passes for 241 yards and one INT vs. StL (11/9); suffered left knee injury in fourth quarter ... placed on injured reserve (knee) on 11/11.

HIGHLY RATED

Carson Palmer posted a passer rating of 111.7 in the Cardinals Week 16 victory over the Seahawks in Seattle last season. That represented the highest rating for an opposing QB at CenturyLink Field in over three seasons.

It also marked Palmer's 25th outing with a 100+ passer rating as a member of the Cardinals. The Cardinals are 22-3 in the 25 games in which Palmer posts a 100+ rating. Palmer's 25 games with a 100+ passer rating as a member of the Cardinals rank third in franchise history.

Franchise Record – Games w/ 100+ Passer Rating			
Rnk	Player (Years)	100+	Gms Played
1	Jim Hart (1966-83)	31	199
2	Neil Lomax (1981-88)	30	108
3	Carson Palmer (2013-16)	25	53
4	Kurt Warner (2005-09)	24	61
5	Charley Johnson (1961-69)	17	87



Over the last two seasons (2015-16), Palmer has posted a passer rating of 100+ in 17 games. Only Matt Ryan (18) had more in that span.

NFL Leaders – Games w/ 100+ Passer Rating (2015-16)

Rnk	Player (Team)	Games
1	Matt Ryan (Atl)	18
2t	Carson Palmer (AZ)	17
2t	Kirk Cousins (Was)	17
2t	Drew Brees (NO)	17
5	Tom Brady (NE)	16

Palmer's 104.6 passer rating in 2015 shattered the former franchise single-season record of 96.9, set by Kurt Warner in 2008.



2013: After being selected as an offensive captain by his teammates prior to the season, started all 16 games and threw for 4,274 yards and 24 TDs on 362-of-572 passing (63.3%) ... became the first QB in NFL history to throw for 4,000+ yards with three different teams (Bengals, 2006-07; Raiders, 2012) ... finished the season ranked among the top 10 single-season performances in franchise history in completions (second), attempts (second), passing yards (third), completion percentage (fourth) and TD passes (tied for sixth) ... became first QB in team history with multiple 400-yard passing games in a season ... was the only QB to take a snap for the Cardinals all season, marking just the third time since 1970 that the team had only one QB play all season (Jake Plummer, 2001; Timm Rosenbach, 1990); Cardinals and Steelers were only teams in the NFL in 2013 whose backup QBs did not take a snap all season ... in his Cardinals debut, completed 26 of 40 passes for 327 yards and two TDs @ STL (9/8); marked the eighth time a Cardinal QB topped the 300-yard mark in a season opener ... was 22-of-39 passing for 248 yards and a TD vs. Det (9/15); 16-yard completion to Kerry Taylor in the third quarter moved him over 30,000 passing yards for his career; led the Cardinals back from down 21-16 entering the fourth quarter to a 25-21 victory, marking his 14th career fourth-quarter comeback ... threw for 248 yards on 21-of-38 passing and had a game-tying 13-yard TD pass to Larry Fitzgerald with 3:06 left in the fourth quarter @ TB (9/29); marked his 15th career fourth-quarter comeback and second of the season as he led the Cardinals back from a 10-0 deficit to a 13-10 victory; completed 7 of 12 passes for 86 yards, a TD, and a 108.3 passer rating in the fourth quarter ... was 13-of-18 passing for 172 yards and two TDs vs. Atl (10/27); posted a passer rating of 116.0 ... completed 20 of 32 passes for 241 yards and two TDs vs. Hou (11/10); 12-yard TD pass to Rob Housler in the second quarter was the 200th of his career, making him the eighth active QB and 36th in NFL history to reach the mark ... threw for a season-high 419 yards and two TDs on 30-of-42 passing @ Jax (11/17); had career-long 91-yard TD pass to Michael Floyd in the third quarter, tied for the sixth-longest play from scrimmage in franchise history; became the first QB in franchise history to throw for 400+ yards and complete 70+ percent of his passes in a win ... completed 26-of-37 passes for 314 yards and two TDs vs. Ind (11/24); became the first player in franchise history with 300+ passing yards, a 70.0+ completion percentage and a 110.0+ passer rating in back-to-back games; joined Kurt Warner as the only players in franchise history with consecutive games of 300+ passing yards and a 70+ completion percentage; named NFC Offensive Player of the Week, his third career Player of the Week honor ... completed 27 of 32 passes for 269 yards and a TD vs. STL (12/8); 84.4 completion percentage is the highest of his career and the second-best in franchise history (Kurt Warner, 92.3, at Jacksonville, 9/20/09); seven-yard TD pass to Larry Fitzgerald in the second quarter was his 20th of the season ... was 20-of-30 passing for 231 yards and a TD @ Ten (12/15); passed Hall of Fame QBs Troy Aikman, Y.A. Tittle and Steve Young to move into 27th place on the NFL's all-time passing yard-

GAME-WINNERS FOR PALMER

Palmer led the 31st game-winning drive of his career – and 11th as a member of the Cardinals – at Seattle in Week 16 last season. After the Seahawks tied the game at 31 with 1:22 remaining in regulation Palmer led an 8-play, 50-yard drive that resulted in the game-winning FG as time expired.

Palmer's Game-Winning Drives with Arizona

Opponent	Score	Final
12/24/16 @ Seattle	31-31	34-31
11/13/16 vs. San Francisco	20-20	23-20
12/10/15 vs. Minnesota	20-20	23-20
11/29/15 @ San Francisco	13-13	19-13
11/22/15 vs. Cincinnati	31-31	34-31
11/15/15 @ Seattle	25-29	39-32
10/26/14 vs. Philadelphia	17-20	24-20
9/8/14 vs. San Diego	6-17	18-17
12/22/13 @ Seattle	9-10	17-10
9/29/13 @ Tampa Bay	0-10	13-10
9/15/13 vs. Detroit	16-21	25-21

age list; marked his sixth career season with 3,500+ yards and 20+ TDs ... completed 13 of 25 passes for 178 yards and a TD @ Sea (12/22); despite throwing four INTs, led game-winning drive in the fourth quarter that he capped off with a 31-yard TD pass to Michael Floyd on 3rd-n-6 for the go-ahead score; marked his 16th career fourth-quarter comeback and third of the season, tying his career high in a single season (2009) ... threw for 407 yards and two TDs on 28-of-49 passing vs. SF (12/29); became the first Cardinals QB to have multiple 400-yard passing games in the same season.

2012: Started the season's first 15 games before a rib/lung injury ended his second and final season in Oakland ... voted a 2012 captain by his teammates ... completed 345 of 565 pass attempts (61.1%) for 4,018 yards, 22 TDs, 14 INTs for a passer rating of 85.3 ... also passed for a pair of two-point conversions and ran for 36 yards on 18 carries with one TD ... his 4,018 passing yards were the second-highest total in franchise history behind NFL MVP Rich Gannon (4,689 in 2002) ... reached 3,000 yards for the sixth time in his career, and got it in his 10th game, faster than any previous season ... threw for at least 300 yards in six games, stringing together three straight 300-yard passing games for the first time in his career (Weeks 9-11) ... in the season opener vs. SD (9/10), led the Raiders on three drives of 10-or-more plays, including a fourth-quarter march that ended with a 2-yard TD pass to Rod Streater and an ensuing two-point throw to the same target to bring Oakland within one score; completed 32 of his 46 attempts and surpassed 3,000 yards as a Raider ... threw for 373 yards while completing passes to nine different receivers @ Mia (9/16); passing total included a 64-yard TD strike to Mike Goodson to tie the game in the first quarter; had opened the year without an INT over his first 93 attempts until throwing an INT on his last pass of the game ... in a 34-31 victory vs. Pit (9/23), led Oakland back as they overcame a 10-point, final-period deficit, his 12th career fourth-quarter comeback win



and second with the Raiders; threw three TD passes for the game and engineered three scoring drives in the fourth quarter; connected on each of his last four passes, for 49 yards, in the final minute to position Sebastian Janikowski for a walk-off, 43-yard FG ... led the Raiders back from a 20-6 second-half deficit vs. Jax (10/21), engineering a game-saving drive late in regulation of the 26-23 OT victory; on the drive, a 10-play, 58-yard march, connected with Rod Streater for 18 yards to convert a 3rd-n-6, then finished the series with a one-yard TD sneak to tie the game with 3:34 remaining in regulation; broke Rich Gannon's franchise record (11) by throwing for at least 200 yards in a 12th consecutive game ... completed 14 of 28 pass attempts for 209 yards and two TDs @ KC (10/28), completing two key passes in the first half to give the

Raiders a lead they would not relinquish; late in first half, completed a 29-yard 3rd-n-long pass to Brandon Myers and then connected with Denarius Moore for the go-ahead TD ... rallied Raiders back from a 35-17 deficit in final 13 minutes, engineering three TD drives to put Oakland a FG away from OT vs. TB (11/4); established career highs in attempts (61) and completions (39) – each the second most in Raiders history – and became just the third player in team annals to throw for more than 400 yards (414) and at least four TD passes, and the first to do so since Cotton Davidson (Oct. 25, 1964, vs. Denver); threw for at least four TDs for the sixth time in his career ... threw TD passes to cap off 81- and 93-yard scoring drives vs. NO (11/18) while recording 312 passing yards for the game; 312 passing yards gave him 300+ yards in three consec-

PASSING FOR 300+

When **Carson Palmer** threw for 318 yards against the Saints in Week 15 last season, it marked his 49th career 300-yard passing performance and his 22nd as a member of the Cardinals.

Palmer's 22 300-yard performances are tied with Kurt Warner for the most in team history – despite Palmer having played in just 53 games.

Franchise Record – Games w/ 300+ Passing Yards (Career)

Rnk	Player (Years)	300+	Gms Played
1t	Carson Palmer (2013-16)	22	53
1t	Kurt Warner (2005-09)	22	61
3	Neil Lomax (1981-88)	19	108
4	Jim Hart (1966-83)	14	199
5	Charley Johnson (1961-69)	12	87

Palmer established a franchise record with nine 300-yard games during the 2015 season. He followed that up with six such outings in 2016.

Franchise Record—Games w/300+ Pass Yards (Season)

Rnk	Player	Gms	Year
1	Carson Palmer	9	2015
2t	Kurt Warner	7	2008
2t	Neil Lomax	7	1984
4	Carson Palmer	6	2016
5t	Carson Palmer	5	2013
5t	Kurt Warner	5	2005
5t	Neil Lomax	5	1988

Over the last two seasons (2015-16) only Saints QB Drew Brees (20) had more 300-yard performances than Palmer (15).

NFL Leaders – Games w/ 300+ Passing Yards (2015-16)

Rnk	Player (Team)	300+
1	Drew Brees (NO)	20
2	Carson Palmer (AZ)	15
3t	Kirk Cousins (Was)	14
3t	Philip Rivers (SD)	14
5t	Tom Brady (NE)	12
5t	Ben Roethlisberger (Pit)	12

Palmer has thrown for 400+ yards in a game three times as a member of the Cardinals, a franchise record. In 2013, Palmer became the first Cardinals QB to throw for 400+ yards in multiple games in a single season.

Franchise Record – 400-Yard Passing Games (Career)

Rnk	Player (Years)	400+	Gms Played
1	Carson Palmer (2013-15)	3	53
2t	Kurt Warner (2005-09)	2	61
2t	Neil Lomax (1981-88)	2	108
4t	Steve Beuerlein (1994)	1	9
4t	Boomer Esiason (1996)	1	10
4t	Charley Johnson (1961-69)	1	87
4t	Dave Krieg (1995)	1	16
4t	Matt Leinart (2006-09)	1	29



utive games for the first time in his career; reached 3,000 passing yards in his 10th game, faster than he has reached the milestone in any season ... engineered perhaps the most impressive offensive drive of the season late in the first half vs. Den (12/6), a 14-play, 80-yard march on which he was 9-of-11, including a six-yard TD pass to RB Darren McFadden; also had a 56-yard TD strike to Heyward-Bey and a 58-yard connection with Streater ... after awaking with flu-like symptoms, managed a solid game completing 18 of 29 pass attempts for 182 yards in the 15-0 win vs. KC (12/16) ... on a first-series trick play @ Car (12/23), caught a lateral from QB Terrelle Pryor, then passed back to Pryor on a 22-yard gain, giving Palmer 4,000 passing yards on the season; late in the first quarter was forced from the game after an illegal hit resulted in cracked ribs and a bruised lung ... inactive (rib/lung) for the season finale @ SD (12/30).

2011: During his first season in Oakland, nearly led the Raiders to the playoffs despite arriving at team headquarters on 10/19 ... DNP for Bengals before joining Raiders prior to the Week 7 contest, 10 days after passing of owner Al Davis and two days after starter Jason Campbell sustained a season-ending broken collarbone ... played in 10 games (nine starts) and completed 199 of 328 pass attempts for 2,753 yards and 13 TDs ... tied for fifth in the NFL with 11 completions of 40 or more yards ... made his Raiders debut just five days after his arrival, replacing Kyle Boller beginning with the second series of the second half, with Oakland trailing 21-0 vs. KC (10/23) ... while still learning the Raiders offense, made his first Oakland start and threw for 332 yards and three TDs vs. Den (11/6), including a 40-yard pass to FB Marcel Reece in the second quarter ... played in his 100th career game and registered first Oakland win on Thursday Night @ SD (11/10); threw for 299 yards and two TDs, connecting with WR Denarius Moore on TD passes of 33 and 26 yards to give Oakland an insurmountable 24-10 lead early in second half ... made 100th career start and guided Raiders to a 27-21 win @ Min (11/20); threw an 11-yard TD strike to WR Chaz Schilens in the second quarter and scored his sixth career rushing TD on a 1-yard dive to give the Raiders a 24-7 halftime lead ... guided Oakland to its third straight victory after completing 21 of 37 passes for 301 yards, including a 47-yard strike to Reece that set up a go-ahead FG in second quarter of a 25-20 win ... completed 32-of-40 attempts for a season-high 367 yards vs. Det (12/18); his lone TD pass of the day was a 43-yard strike to Heyward-Bey in the second quarter ... connected with Moore for a 61-yard TD in the third quarter @ KC (12/24), then completed a 53-yard pass to Heyward-Bey on the first play of OT to set up Sebastian Janikowski's game-ending field goal ... in the season finale vs. SD (1/1/12), threw for 417 yards, the third-highest passing total in franchise history.

2010: In his eighth and final season with Cincinnati, started all 16 games for the second straight year and the fifth time in his career ... established a new franchise record with 586 pass attempts, while ranking second in team history in completions (362) and third in passing yards (3,970), in addition to his 26 TD passes and 82.4 passer rating ... posted a completion percentage of 60+ in 10 games, including four games with a completion percentage of 70+ ... posted a milestone outing @ Cle (10/3), throwing for 371

yards and two TDs, including a 78-yard TD pass to WR Terrell Owens in the second quarter; marked his seventh career completion of 70+ yards and fifth career TD pass of 70+ yards; posted a passer rating of 121.4 ... a week after connecting with Owens on a 78-yard TD strike, hit Owens for a 43-yard TD in the first quarter vs. TB (10/10), while also throwing a one-yard TD pass to Jermaine Gresham in the fourth quarter that tied the game at 21 ... in a heartbreaking loss, helped Cincinnati overcome a 24-3 halftime deficit with three second-half TD passes @ Atl (10/24); threw a 19-yard TD pass to Owens, a 64-yarder to Jordan Shipley and an eight-yarder to Chad Johnson; totaled 412 yards for the game, the second-highest single-game total of his career; completed 36 of 52 pass attempts on the day, his sixth career game with at least 30 completions and second of the season ... threw for two TD passes vs. Buf (11/21), marking his seventh consecutive game with multiple TD passes, the longest streak of his career ... led Cincinnati in overcoming a 20-6 third-quarter deficit vs. NO (11/25), throwing a two-point conversion to Gresham that tied the contest at 27, before engineering a five-play go-ahead FG drive in fourth quarter ... posted a career-best passer rating of 157.2 vs. SD (12/26) in pacing the Bengals to a second straight win; completed 16 of 21 attempts (76.2) for 269 yards and four TDs, including a 59-yard dagger to WR Jerome Simpson that gave the Bengals a 27-13 fourth-quarter advantage; his 76.2 completion percentage was a season-high ... posted his fourth 300-yard outing of the season after completing 32 of 45 attempts for 305 yards @ Bal (1/2/11).

2009: Started all 16 games after missing most of the 2008 season due to an elbow injury ... led the Bengals to their first-ever sweep of divisional opponents and the AFC North title ... led three fourth quarter comeback wins ... in the season opener vs. Den (9/13), engineered a 91-yard TD drive late in fourth quarter for a 7-6 lead, only to see Denver steal the win on an 87-yard deflected TD pass with 11 seconds left ... threw for three TDs and scored his third career rushing TD in a 31-24 win @ GB (9/20); one-yard TD run in the second quarter was his first rushing TD since 10/23/05 vs. Pittsburgh and tied the game at 14 ... led TD drives of 85 and 71 yards in the fourth quarter as the Bengals rallied from a 20-9 deficit for a 23-20 win vs. Pit (9/27); with Cincinnati down 20-15 late in the fourth quarter, led the Bengals on a 16-play, 71-yard drive that was capped with a four-yard TD pass to WR Andre Caldwell with 14 seconds remaining in regulation; gave Bengals a 23-20 lead by completing two-point conversion on pass to RB Brian Leonard ... led his second fourth quarter comeback in as many weeks during a 23-20 OT victory @ Cle (10/4); trailing 20-14, led a 10-play, 70-yard drive that was capped with a two-yard TD pass to Johnson with under two minutes remaining; after the Bengals ensuing potential game-winning PAT was blocked, directed a 13-play, 67-yard game-winning drive in OT that ended on a 31-yard FG ... for the third consecutive week, brought the Bengals back from a fourth quarter deficit for a win @ Bal (10/11); trailing 14-10 late in the fourth quarter, engineered an 11-play, 80-yard drive that was capped with a 20-yard TD pass to Caldwell with just 27 seconds remaining in regulation ... earned AFC Offensive Player of the Week honors after posting a 146.7



passer rating in a 45-10 win vs. Chi (10/25); completed 20 of 24 attempts (83.3%) for 233 yards, five TDs and no INTs; five TD passes represented the second-highest total of his career and his plus-5 TD/INT margin tied the franchise single-game record (Boomer Esiason vs. Tampa Bay in 1989) ... helped Bengals gain a commanding division lead by directing an 18-12 win that included no turnovers and a comeback from a 9-6 halftime deficit @ Pit (11/15) ... secured the Bengals first-ever season sweep of division foes by leading a 16-7 win vs. Cle (11/29); posted eventual game-winning points when he threw a TD pass to TE J.P. Foschi on a 3rd-n-goal play ... led a Bengals offense that

piled up a time of possession over 38:00 for the third consecutive game vs. Det (12/6), holding the ball for 38:48; threw for 220 yards on the day, including a 36-yard TD pass to C. Johnson in the second quarter ... after throwing a fourth-quarter TD to Laveranues Coles, brought the Bengals to within a field goal by running for his first career two-point conversion @ SD (12/20); also made a diving recovery of a Caldwell fumble in the fourth quarter that preserved a FG drive that tied the game at 24 ... in a 17-10 division-clinching win vs. KC (12/27), led a 14-play, 98-yard drive late in the fourth quarter that broke a 10-10 tie; drive resulted in a six-yard TD pass to Johnson with just over two minutes

MOVING UP THE ALL-TIME LISTS

QB **Carson Palmer** passed three Hall of Fame QBs as he moved up to 14th place on the NFL's all-time passing yardage list in 2016 – Dan Fouts, Johnny Unitas and Joe Montana.

NFL's All-Time Passing Yardage Leaders (Career)

Rnk	Player	Yards	Yds to Pass	Rnk	Player	Yards	Yds to Pass
1	Peyton Manning	71,940	27,672	9	Fran Tarkenton#	47,003	2,735
2	Brett Favre#	71,838	27,570	10	Ben Roethlisberger*	46,814	2,546
3	Drew Brees*	66,111	21,843	11	Vinny Testaverde	46,233	1,965
4	Tom Brady*	61,582	17,314	12	Philip Rivers*	45,833	1,565
5	Dan Marino#	61,361	17,093	13	Drew Bledsoe	44,611	343
6	John Elway#	51,475	7,207	14	Carson Palmer*	44,269	-
7	Warren Moon#	49,325	5,057	15	Dan Fouts#	43,040	-
8	Eli Manning*	48,214	3,946	#Hall of Fame Inductee			*Active Player

Palmer began the 2016 season with 259 career TD passes. After throwing 26 TDs last season, Palmer passed Dave Krieg, Hall of Famer Joe Montana and Vinny Testaverde on the NFL's all-time TD passes list with 285.

NFL's All-Time TD Pass Leaders (Career)

Rnk	Player	TDs	TDs to Pass	Rnk	Player	TDs	TDs to Pass
1	Peyton Manning	539	255	9	Ben Roethlisberger*	301	17
2	Brett Favre#	508	224	10	John Elway#	300	16
3	Drew Brees*	465	181	11	Aaron Rodgers*	297	13
4	Tom Brady*	456	172	12	Warren Moon#	291	7
5	Dan Marino#	420	136	13	Johnny Unitas	290	6
6	Fran Tarkenton#	342	58	14	Carson Palmer*	285	-
7	Eli Manning*	320	36	15	Vinny Testaverde	275	-
8	Philip Rivers*	314	30	#Hall of Fame Inductee			*Active Player

Palmer finished the 2016 season with 3,777 career completions, which is good for 13th place on the NFL's all-time list.

NFL's All-Time Pass Completion Leaders (Career)

Rnk	Player	Comp	Comp to Pass	Rnk	Player	Comp	Comp to Pass
1	Brett Favre#	6,300	2,524	9	Drew Bledsoe	3,839	63
2	Peyton Manning	6,125	2,348	10	Philip Rivers*	3,811	35
3	Drew Brees*	5,836	2,060	11	Ben Roethlisberger*	3,804	28
4	Tom Brady*	5,244	1,468	12	Vinny Testaverde	3,787	11
5	Dan Marino#	4,967	1,191	13	Carson Palmer*	3,777	-
6	John Elway#	4,123	347	14	Fran Tarkenton	3,686	-
7	Eli Manning*	4,072	296	15	Kerry Collins	3,487	-
8	Warren Moon#	3,988	212	#Hall of Fame Inductee			*Active Player

Palmer's 6,040 pass attempts are good for 13th place on the NFL's all-time list.

NFL's All-Time Pass Attempt Leaders (Career)

Rnk	Player	Att	Att to Pass	Rnk	Player	Att	Att to Pass
1	Brett Favre#	10,169	4,130	9	Drew Bledsoe	6,717	678
2	Peyton Manning	9,380	3,341	10	Vinny Testaverde	6,701	662
3	Drew Brees*	8,758	2,719	11	Fran Tarkenton#	6,467	428
4	Dan Marino#	8,358	2,319	12	Kerry Collins	6,261	222
5	Tom Brady*	8,224	2,185	13	Carson Palmer*	6,040	-
6	John Elway#	7,250	1,211	14	Ben Roethlisberger*	5,932	-
7	Eli Manning*	6,825	786	15	Philip Rivers*	5,917	-
8	Warren Moon#	6,823	784	#Hall of Fame Inductee			*Active Player



remaining in regulation ... completed 18 of 26 pass attempts for 146 yards, a TD and an INT in the AFC Wild Card loss vs. NYJ (1/9/10); TD pass came on an 11-yard strike to Colese.

2008: Started all four games he appeared in before an elbow injury suffered in Week 3 ended a string of 51 consecutive starts ... after returning to the starting lineup in Week 5, missed the final 11 games as the inactive (3rd QB) due to the injury ... injured his throwing elbow, but played entire game, completing 27-of-39 passes for 286 yards and one TD @ NYG (9/21); also rushed for a career-high 23 yards on three attempts ... sat out the following week vs. Cle (9/28), snapping a streak of 51 consecutive starts ... returned to the starting lineup @ Dal (10/5) and completed 23 of 39 attempts for 217 yards, two TDs and an INT ... missed the final 11 games due to the injured elbow.

2007: The only QB in the NFL to take every snap for his team, Palmer started all 16 games for the third straight season and broke two of his own club records with 373 completions and 4,131 passing yards, compiling a 64.9 completion percentage (575 attempts) with 26 TDs ... selected by his teammates to serve as a team captain for the first time in his career ... became the fifth fastest QB in NFL history to reach 100 career TD passes ... led two fourth quarter comeback wins on the season, giving him seven for his career ... established a franchise single-game record with six TD passes in Week 2 @ Cleveland, tying the NFL single-game high in 2007 ... in the season opening win on Monday Night vs. Bal (9/10), threw for 194 yards and two TDs while compiling a 100.3 passer rating; trailing 20-19 in the fourth quarter, hit Houshmandzadeh for a seven-yard game-winning TD ... established a franchise single-game record with six TD passes @ Cle (9/16) while adding 401 passing yards, the highest total in the AFC on the season; six TD passes tied Tom Brady (10/21 vs. Miami) for the most by a QB in a game in '07 ... threw for 342 yards @ Sea (9/23), marking his second-highest passing total on the season; combined with his 401-yard performance the previous week, threw for at least 300 yards in back-to-back games for just the second time in his career ... threw for 226 yards and a TD on just 21 attempts in a comeback victory vs. NYJ (10/21); trailing 23-10 late in the third quarter, hit Houshmandzadeh for a 3-yard TD that began a streak of 28 unanswered points by the Bengals ... led the Bengals to their third consecutive win, and fifth win in six tries against the Ravens when he completed 23 of 34 attempts for 271 yards @ Bal (11/11); combined with the '05 season, marked second season sweep of the Ravens in three years ... completed 32 of 38 passes vs. Ten (11/25), establishing a then-career high with his 84.2 completion percentage; threw for 283 yards and three TDs, giving him a 113.0 passer rating; connected with Johnson on all three TDs in the 35-6 victory ... hit WR Chris Henry for a 52-yard TD in the second quarter on Saturday Night @ SF (12/15), marking his 100th career TD pass; 100th career TD pass came in just his 59th game, making him the fifth-fastest QB in NFL history to reach the century mark, trailing only Dan Marino (44), Kurt Warner (50), Johnny Unitas (53) and Peyton Manning (56) ... finished the season by posting a season-high 121.4 passer rating @ Mia (12/30) after completing 23 of 32 attempts (71.9%) for 316 yards and three TDs.

2006: Successfully returned from a knee injury suffered in the '05 postseason by starting all 16 games for the second straight year and became the first QB in franchise history to throw for over 4,000 yards in a season ... earned second straight Pro Bowl selection and earned Pro Bowl MVP honors ... ranked second in the AFC in six passing categories: TDs (28), yards (4,035), completions (324), TD percentage (5.4), average gain per pass (7.76) and TD/INT differential (plus-15) ... had a streak of 153 consecutive passes without an INT between Weeks 3-8 ... posted a passer rating of 120+ in three consecutive games (9-11), marking the first time in his career he had a rating of 120+ in consecutive games ... tied a then-career high with four TD passes in a 28-20 road win @ Pit (9/24); four TD passes tied for the highest single game total among any AFC passer on the season; Steelers took a 17-14 lead into the fourth quarter before Palmer connected with Houshmandzadeh on two fourth quarter TD passes (9 and 30 yards) to lead the Bengals to the win ... completed 23 of 39 pass attempts for 240 yards and two TDs in a win vs. Car (10/22); trailing 14-10 entering the fourth quarter, Palmer orchestrated a 13-play, 86-yard TD drive in the fourth quarter, capped with a one-yard TD pass to Houshmandzadeh to give the Bengals a 17-14 win; game-winning drive also featured a 4th-n-1 gamble that resulted in a 32-yard completion to Johnson to the Panthers' three-yard line ... posted a career high 440 passing yards and established a then-career high with 31 completions as he added three TD passes and a passer rating of 131.1 vs. SD (11/12); connected with Johnson 11 times as the receiver established a franchise record with 260 yards on the day, including a 74-yard TD reception from Palmer that marked the Bengals longest play from scrimmage for the season; 440 passing yards ranked as the highest single-game total in the AFC on the season and the second-best mark in the NFL behind Drew Brees (510) ... threw for 275 yards on just 22 attempts, averaging a then-career high with 12.5 yards per pass attempt @ NO (11/19); threw for three TDs and posted a passer rating of 127.8, his second consecutive game with a passer rating of 120 ... posted a season-high 78.1 completion percentage (25 of 32) and added three TDs, an INT and a passer rating of 120.7 in a win @ Cle (11/26); marked his third consecutive game with a passer rating of 120+, the longest streak of his career ... threw for 234 yards, including a 40-yard TD pass to Houshmandzadeh in the third quarter that proved to be the game-winner in a 17-13 Thursday Night victory vs. Bal (11/30); marked the Bengals third straight victory ... became the first Bengals player to earn Pro Bowl MVP honors after throwing for two TDs, including a 72-yard strike to WR Reggie Wayne and a 42-yard pass to teammate Chad Johnson.

2005: Started all 16 regular season games and earned his first career Pro Bowl selection after leading the NFL with a franchise record 32 TD passes while guiding Cincinnati to an 11-5 record and division title ... started the team's Wild Card matchup but was knocked out of the game on the second snap after taking a blow to the knee ... during the regular season, led the NFL with a 67.8 completion percentage, completing a franchise record 345 passes on 509



attempts ... posted a franchise record 101.1 passer rating on the season, tying the NFL record by posting a 100+ passer rating in nine consecutive games ... also tied the NFL record for most 100-plus passer ratings in a season (11) ... with 32 TD passes on the season compared to just 12 INTs, Palmer's TD/INT differential of plus-20 was the best mark in the NFL ... named AFC Offensive Player of Month in September after leading the team to a 3-0 record while posting a 114.0 passer rating (69 of 97, 71.1%, for 786 yards, 8 TDs and 2 INTs) ... threw for a season-high 337 yards with three TDs, including a 70-yard strike to Chad Johnson on the second play from scrimmage in a 37-8 win vs. Min (9/18) ... finished the month of September by completing 16 of 23 attempts (69.6%) for 169 yards and three TDs @ Chi (9/25), including TD passes of 36 yards (Henry) and 40 yards (Johnson) ... threw for 276 yards and a TD while engineering a 13-play, 61-yard FG drive to beat the Texans in fourth quarter vs. Hou (10/2) ... threw for 239 yards, two TDs and a passer rating of 108.0 in a Sunday Night matchup @ Jax (10/9), posting a passer rating of 100+ in his fifth consecutive game to open the season and eighth consecutive game dating back to '04 ... had an 81.8 completion percentage (27 of 33) and compiled a 121.2 passer rating after throwing for 272 yards and two TDs @ Ten (10/16); marked his ninth consecutive game with a 100+ passer rating, tying the NFL record set by the Colts Peyton Manning in 2004 ... threw three TD passes in a 21-14 win vs. GB (10/30), marking his sixth game (out of 8 on the season) with multiple TD passes ... recorded a passer rating of 128.4 @ Bal (11/6) after completing 19 of 26 pass attempts (73.1%) for 248 yards and two TDs in a 21-9 win over the division rival ... led the Ben-

gals to a season sweep of the division rival Ravens after posting 302 yards, three TDs and a 124.6 passer rating in a 42-29 win vs. Bal (11/27) ... posted a 101.5 passer rating and threw three first half TD passes in a crucial road win against the eventual Super Bowl champs @ Pit (12/4) ... had a four-yard TD pass to Houshmandzadeh on crucial 3rd-n-goal in the third quarter and led a 12-play, 43-yard drive that consumed the final 4:19 seconds of regulation and ended on a game-winning 37-yard FG as time expired in a 23-20 win vs. Cle (12/11) ... led the way with three TD passes and a 95.5 passer rating as the Bengals clinched their first divisional title and playoff berth since 1990 with a 41-17 win @ Det (12/18); third TD pass of the day was a seven-yarder to Houshmandzadeh in the second quarter that gave Palmer a franchise record 30 TD passes on the season, surpassing Ken Anderson's 1981 total of 29 ... started the regular season finale @ KC (1/1/06) and completed five of eight pass attempts before leaving the game following the first quarter ... in the Bengals first postseason game since 1990, started the Wild Card matchup vs. Pit (1/8/06) and completed a 66-yard pass to Henry on his first pass attempt of the game, but was injured on the play when he was hit at the knees by the Steelers Kimo von Oelhoffen; hit tore Palmer's ACL and MCL ligaments in his left knee and ended his season.

2004: Started all 13 games he appeared in and took every offensive snap until he was sidelined with a knee ligament sprain suffered in Week 14 ... following a 1-4 start, led the Bengals to a 5-3 record over the final eight games ... finished the season having completed 263 of 432 (60.9%) pass attempts for 2,897 yards, 18 TDs and 18 INTs ... led two fourth

35 WINS IN ARIZONA

Carson Palmer has 35 wins in 53 starts with the Cardinals. His 35 victories are the fourth-most in franchise history among QBs.

Franchise Record - Wins By Quarterback

Rnk	Player (Years)	Wins	Win% (Record)
1	Jim Hart (1966-83)	87	.497 (87-88-2)
2	Neil Lomax (1981-89)	47	.475 (47-52-2)
3	Charley Johnson (1961-69)	36	.558 (36-28-5)
4	Carson Palmer (2013-16)	35	.669 (35-17-1)
5	Jake Plummer (1997-02)	30	.366 (30-52)

Dating back to his first season with Arizona in 2013, Palmer has a 35-17-1 record as a starter. His .669 winning percentage is fourth-best in the NFL among active QBs during that span (min. 40 starts).

QB's with Best Win % (2013 - Present)

Rnk	Player (Team)	Win%	W-L
1	Tom Brady (NE)	.783	47-13
2	Russell Wilson (Sea)	.711	45-18-1
3	Alex Smith (KC)	.672	41-20
4	Carson Palmer (AZ)	.669	35-17-1
5	Aaron Rodgers (GB)	.667	38-19

Palmer is the only QB in franchise history with multiple streaks of at least nine consecutive wins. Both of those streaks came between 2014 and 2015. In his six starts in 2014 and his first 15 starts in 2015, Palmer posted a 19-2 overall record.





quarter comebacks on the season and was named AFC Offensive Player of the Week for leading a comeback win over the division rival Ravens in Week 13 ... made his NFL debut and threw TD passes of 6 and 63 yards @ NYJ (9/12); completed 18 of 27 attempts (66.7%) for 248 yards, two TDs, an INT and a passer rating of 105.2 in his first career NFL action ... earned his first career victory the following week in a 16-13 win vs. Mia (9/19) on Sunday Night Football; completed seven of eight pass attempts for 50 yards on the game-winning FG drive in final two minutes ... directed his second national primetime win of the season in Monday Night action vs. Den (10/25); completed 12 of 21 pass attempts for 198 yards, a TD, an INT and a passer rating of 85.0; had two 50-yard completions to WR Chad Johnson, one coming on a TD pass in the first quarter to give the Bengals a 7-0 lead ... completed 21 of 32 pass attempts (65.6%) for 212 yards and a TD in a 26-3 victory vs. Dal (11/7), adding his first career rushing TD on a two-yard run in the fourth quarter; passing TD came on a 76-yard completion to TE Matt Schobel in the third quarter that gave Cincinnati a 16-3 lead ... led the team to its third win in four games after completing 22 of 29 attempts (75.9%) for 251 yards, a season-high four TDs, three INTs and a passer rating of 101.4 vs. Cle (11/28); led Bengals back from 48-44 fourth-quarter deficit in 58-48 victory ... named AFC Offensive Player of the Week after leading a comeback win and throwing for 382 yards and three fourth-quarter TD passes @ Bal (12/5); down 20-3 after three quarters, Palmer threw TD passes of 13 and 12 yards to Chad Johnson and a nine-yard TD pass to WR T.J. Houshmandzadeh in the fourth quarter while also leading an eight-play 60-yard drive that ended in a 24-yard game-winning FG in the 27-26 victory ... completed 18 of 24 attempts (75.0%) for 202 yards, two TDs and an INT before sustaining a season-ending knee ligament strain late in the third quarter ... inactive (knee) for the final three games.

2003: Did not appear in a game during his rookie season ... inactive (3rd QB) for Games 1-5 and 13-16 ... DNP as the backup to Jon Kitna in Games 6-12.

COLLEGE:

Played 53 games with 45 starts, competing over five seasons (1998-2002) because of injury-shortened 1999 campaign for which he received a medical redshirt ... left USC as the Pac-10's all-time leader in passing yards (11,818), completions (927) and total offense (11,621) while his 72 career TD passes had also set a school record ... as a senior in 2002, won the Heisman Trophy after leading the Trojans to 11-2 record, including a 38-17 Orange Bowl win over Iowa ... established USC single-season records for completions (309), passing yards (3,942) and TD passes (33), and threw only 10 INTs ... led Trojans to wins in the last eight games of his senior season, with the team averaging 41.5 points per game during that stretch ... established school record with seven 300-yard passing performances and threw at least two TD passes in nine straight games ... established school record with 147 consecutive pass attempts without an INT ... as a junior in 2001, completed 221 of 377 pass attempts (58.6%) for 2,717 yards, 13 TDs and 12 INTs ... led the team to four consecutive victories to end the season after a 2-5 start ... as a redshirt sophomore in 2000, completed 228 of 415 pass attempts for 2,914 yards, 16 TDs and 18 INTs ... as a true sophomore in 1999, led Trojans to victories in first two games, but suffered a season-ending broken right collarbone just before halftime at Oregon that led to a medical redshirt season ... his four starts as a freshman in 1998 made him only the second true freshman at the time to start a game at QB for the storied program (Rob Johnson, one start in '91).

PERSONAL:

Attended Santa Margarita (Rancho Santa Margarita, CA) High School where he passed for 31 TDs and just four INTs while leading his team to a 14-0 record and its second consecutive state championship as a senior in 1997 ... established 27 school records in high school ... brother, Jordan, played QB at UTEP and in the NFL with Washington, Cincinnati, Jacksonville and Chicago ... along with his wife, Shaelyn, the couple has four children.

PALMER CAREER STATS

Passing

												Yds	
Year	Team	GP/GS	Att	Cmp	Pct	Yds	Yds/Att	TD	Int	Lg	Sk	Lst	Rating
2003	Cin	0/0	--	--	--	--	--	--	--	--	--	--	--
2004	Cin	13/13	432	263	60.9	2,897	6.7	18	18	76t	25	178	77.3
2005	Cin	16/16	509	345	67.8	3,836	7.5	32	12	70t	19	105	101.1
2006	Cin	16/16	520	324	62.3	4,035	7.8	28	13	74t	36	233	93.9
2007	Cin	16/16	575	373	64.9	4,131	7.2	26	20	70t	17	119	86.7
2008	Cin	4/4	129	75	58.1	731	5.7	3	4	36	11	67	69.0
2009	Cin	16/16	466	282	60.5	3,094	6.6	21	13	73	26	213	83.6
2010	Cin	16/16	586	362	61.8	3,970	6.8	26	20	78t	26	201	82.4
2011	Oak	10/9	328	199	60.7	2,753	8.4	13	16	78	17	119	80.5
2012	Oak	15/15	565	345	61.1	4,018	7.1	22	14	64t	26	199	85.3
2013	Ariz	16/16	572	362	63.3	4,274	7.5	24	22	91t	41	289	83.9
2014	Ariz	6/6	224	141	62.9	1,626	7.3	11	3	80t	9	59	95.6
2015	Ariz	16/16	537	342	63.7	4,671	8.7	35	11	68	25	151	104.6
2016	Ariz	15/15	597	364	61.0	4,233	7.1	26	14	80t	40	281	87.2
AZ Total		53/53	1,930	1,209	62.6	14,804	7.7	96	50	91t	115	780	92.0
Total		175/174	6,040	3,777	62.5	44,269	7.3	285	180	91t	318	2,214	88.0



PALMER CAREER STATS CONT.

Year	Team	Att	Rushing Yds	Avg	Lg	TD
2003	Cin	--	--	--	--	--
2004	Cin	18	47	2.6	14	1
2005	Cin	34	41	1.2	14	1
2006	Cin	26	37	1.4	11	0
2007	Cin	24	10	0.4	10	0
2008	Cin	6	38	6.3	15	0
2009	Cin	39	93	2.4	15	3
2010	Cin	32	50	1.6	9	0
2011	Oak	16	20	1.3	10	1
2012	Oak	18	36	2.0	9	1
2013	Ariz	27	3	0.1	10	0
2014	Ariz	8	25	3.1	12	0
2015	Ariz	25	24	1.0	12	1
2016	Ariz	14	38	2.7	16	0
Total		287	462	1.6	16	8

Single Game Highs:

Attempts: 61, vs. Tampa Bay, 11/4/12; **Completions:** 39, vs. Tampa Bay, 11/4/12; **Completion Pct.:** 84.4, vs. St. Louis, 12/8/13 (27 of 32); **Passing Yards:** 440, vs. San Diego, 11/12/06; **Passing TDs:** 6, @ Cleveland, 9/16/07; **Long Pass:** 91t, @ Jacksonville, 11/17/13; **Rating:** 157.2, vs. San Diego, 12/26/10 (21-16-0, 269 yds., 4 TDs); **Rushing Yards:** 29, vs. San Diego, 9/8/14; **Rushing TDs:** 2, @ Oakland, 11/22/09; **Long Run:** 16, vs. San Francisco, 11/13/16.

Career Record as a Starter: 89-84-1 (.514): 6-7 (.462) in 2004; 11-5 (.688) in 2005; 8-8 (.500) in 2006; 7-9 (.438) in 2007; 0-4 (.000) in 2008; 10-6 (.625) in 2009; 4-12 (.250) in 2010; 4-5 (.444) in 2011; 4-11 (.267) in 2012; 10-6 (.625) in 2013; 6-0 (1.000) in 2014; 13-3 (.813) in 2015; 6-8-1 (.433) in 2016.

PALMER POSTSEASON STATS

Passing

Year	Team	GP/GS	Att	Cmp	Pct	Yds	Yds/Att	TD	Int	Lg	Sk	Yds Lst	Rating
2005	Cin	1/1	1	1	100.0	66	66.0	0	0	66	0	0	118.9
2009	Cin	1/1	36	18	50.0	146	4.1	1	1	19	3	36	58.3
2014	Ariz	Injured Reserve - Knee											
2015	Ariz	2/2	81	48	59.3	584	7.2	4	6	75	6	29	67.1
Total		4/4	118	67	56.8	796	6.7	5	7	75	9	65	66.9

Rushing

Year	Team	Att	Yds	Avg	Lg	TD
2005	Cin	0	0	0.0	0	0
2009	Cin	1	2	2.0	2	0
2014	Ariz	Injured Reserve - Knee				
2015	Ariz	0	0	0.0	0	0
Total		1	2	2.0	2	0

Postseason Single Game Highs:

Attempts: 41, vs. Green Bay, 1/16/16; **Completions:** 25, vs. Green Bay, 1/16/16; **Completion Pct.:** 61.0, vs. Green Bay, 1/16/16 (25 of 41); **Passing Yards:** 349, vs. Green Bay, 1/16/16; **Passing TDs:** 3, vs. Green Bay, 1/16/16; **Interceptions:** 4, @ Carolina, 1/24/16; **Long Pass:** 75, vs. Green Bay, 1/16/16; **Rating:** 92.4, vs. Green Bay, 1/16/16 (41-25-2, 349 yds., 3 TDs); **Rushing Yards:** 2, vs. NY Jets, 1/9/10; **Long Run:** 2, vs. NY Jets, 1/9/10.

Career postseason record as starter: 1-3 (.250): 0-1 in 2005; 0-1 in 2009; 1-1 in 2015.

PALMER GAME-BY-GAME STATS

2016 (Cardinals)

Date	Opp	GP/GS	Att	Cmp	Pct	Yds	Yds/Att	TD	Int	Lg	Sk	Yds Lst	Rating	W/L
Sept. 11	NE	1/1	37	24	64.9	271	7.3	2	0	39	3	19	104.7	L
Sept. 18	TB	1/1	30	17	56.7	304	10.1	3	0	58	1	4	124.9	W
Sept. 25	@ Buf	1/1	50	26	52.0	287	5.7	0	4	25	5	27	36.0	L
Oct. 2	LAR	1/1	36	23	63.9	288	8.0	1	1	29	3	23	86.3	L
Oct. 6	@ SF	Inactive-Concussion												
Oct. 17	NYJ	1/1	34	23	67.6	213	6.3	1	0	14	0	0	94.4	W
Oct. 23	Sea	1/1	49	29	59.2	342	7.0	0	0	40	4	31	80.5	T
Oct. 30	@ Car	1/1	46	35	76.1	363	7.9	3	1	21	8	47	111.1	L
Nov. 13	SF	1/1	49	30	61.2	376	7.7	1	2	35	2	13	74.9	W
Nov. 20	@ Min	1/1	38	20	52.6	198	5.2	2	2	29t	4	43	63.3	L
Nov. 27	@ Atl	1/1	45	25	55.6	289	6.4	2	1	25	2	15	80.7	L
Dec. 4	Was	1/1	46	30	65.2	300	6.5	3	0	42t	2	19	105.3	W
Dec. 11	@ Mia	1/1	33	18	54.5	145	4.4	2	2	15	3	20	60.8	L
Dec. 18	NO	1/1	40	28	70.0	318	8.0	2	0	30t	1	9	110.2	L
Dec. 24	@ Sea	1/1	26	16	61.5	284	10.9	1	0	80t	1	8	111.7	W
Jan. 1	@ LAR	1/1	38	20	52.6	255	6.7	3	1	37t	1	3	89.3	W
Total		15/15	597	364	61.0	4,233	7.1	26	14	80t	40	281	87.26-8-1	



PALMER GAME-BY-GAME STATS

2015 (Cardinals)

Date	Opp	GP/GS	Att	Cmp	Pct	Yds	Yds/Att	TD	Int	Lg	Sk	Yds Lst	Rating	W/L
Sept. 13	NO	1/1	32	19	59.4	307	9.6	3	0	55t	0	0	122.8	W
Sept. 20	@ Chi	1/1	24	17	70.8	185	7.7	4	1	28t	0	0	115.5	W
Sept. 27	SF	1/1	32	20	62.5	311	9.7	2	1	40	1	4	102.5	W
Oct. 4	STL	1/1	46	29	63.0	352	7.7	1	1	23t	4	18	84.7	L
Oct. 11	@ Det	1/1	14	11	78.6	161	11.5	3	0	49	2	13	154.2	W
Oct. 18	@ Pit	1/1	45	29	64.4	421	9.4	1	2	45	1	7	83.7	L
Oct. 26	BAL	1/1	29	20	69.0	275	9.5	2	0	35	2	11	122.1	W
Nov. 1	@ Cle	1/1	38	23	60.5	374	9.8	4	1	60t	1	2	117.7	W
Nov. 15	@ Sea	1/1	47	29	61.7	363	7.7	3	1	35t	3	29	98.1	W
Nov. 22	CIN	1/1	31	20	64.5	317	10.2	4	2	64t	2	16	111.2	W
Nov. 29	@ SF	1/1	40	24	60.0	271	6.8	0	0	48	1	4	80.3	W
Dec. 6	@ StL	1/1	40	26	65.0	356	8.9	2	0	68	2	13	110.0	W
Dec. 10	MIN	1/1	35	25	71.4	310	8.9	2	0	65t	2	14	117.6	W
Dec. 20	@ Phi	1/1	32	20	62.5	274	8.6	1	0	36	2	11	100.3	W
Dec. 27	GB	1/1	27	18	66.7	265	9.8	2	1	47	2	9	107.8	W
Jan. 3	SEA	1/1	25	12	48.0	129	5.2	1	1	19	0	0	60.2	L
Total		16/16	537	342	63.7	4,671	8.7	35	11	68	25	151	104.6	13-3

Jan. 16	GB	1/1	41	25	61.0	349	8.5	3	2	75	3	21	92.4	W
Jan. 24	@ Car	1/1	40	23	57.5	235	5.9	1	4	21t	3	8	43.2	L
Total		2/2	81	48	59.3	584	7.2	4	6	75	6	29	67.1	1-1

2014 (Cardinals)

Sept. 8	SD	1/1	37	24	64.9	304	8.2	2	0	63	2	10	108.4	W
Sept. 14	@ NYG	Inactive – Shoulder												
Sept. 21	SF	Inactive – Shoulder												
Oct. 5	@ Den	Inactive – Shoulder												
Oct. 12	WAS	1/1	44	28	63.6	250	5.7	2	0	24t	1	7	93.9	W
Oct. 19	@ Oak	1/1	31	22	71.0	253	8.2	2	1	37	1	11	103.3	W
Oct. 26	PHI	1/1	42	20	47.6	329	7.8	2	0	80t	0	0	90.3	W
Nov. 2	@ Dal	1/1	34	22	64.7	249	7.3	3	1	31	2	12	103.7	W
Nov. 9	STL	1/1	36	25	69.4	241	6.7	0	1	18	3	19	76.3	W
Nov. 16	DET	Injured Reserve – Knee												
Nov. 23	@ Sea	Injured Reserve – Knee												
Nov. 30	@ Atl	Injured Reserve – Knee												
Dec. 7	KC	Injured Reserve – Knee												
Dec. 11	@ StL	Injured Reserve – Knee												
Dec. 21	SEA	Injured Reserve – Knee												
Dec. 28	@ SF	Injured Reserve – Knee												
Total		6/6	224	141	62.9	1,626	7.3	11	3	80t	9	59	95.6	6-0

Jan. 3	@ Car	Injured Reserve – Knee												
--------	-------	------------------------	--	--	--	--	--	--	--	--	--	--	--	--

2013 (Cardinals)

Sept. 8	@ STL	1/1	40	26	65.0	327	8.2	2	1	44	4	23	96.6	L
Sept. 15	DET	1/1	39	22	56.4	248	6.4	1	1	36t	1	4	73.5	W
Sept. 22	@ NO	1/1	35	18	51.4	187	5.3	0	2	26	4	26	43.4	L
Sept. 29	@ TB	1/1	38	21	55.3	248	6.5	1	2	27	1	8	62.2	W
Oct. 6	CAR	1/1	28	19	67.9	175	6.3	1	3	22	2	15	57.0	W
Oct. 13	@ SF	1/1	41	25	61.0	298	7.3	2	2	75t	1	4	79.1	L
Oct. 17	SEA	1/1	45	30	66.7	258	5.7	1	2	19	7	54	70.4	L
Oct. 27	ATL	1/1	18	13	72.2	172	9.6	2	1	51	3	25	116.0	W
Nov. 10	HOU	1/1	32	20	62.5	241	7.5	2	1	26	1	6	93.4	W
Nov. 17	@ Jax	1/1	42	30	71.4	419	10.0	2	0	91t	3	17	119.0	W
Nov. 24	IND	1/1	37	26	70.3	314	8.5	2	0	32	3	24	114.0	W
Dec. 1	@ Phi	1/1	41	24	58.5	302	7.4	3	2	43t	5	42	85.6	L
Dec. 8	STL	1/1	32	27	84.4	269	8.4	1	0	32	1	7	112.1	W
Dec. 15	@ Ten	1/1	30	20	66.7	231	7.7	1	0	38	2	16	100.8	W
Dec. 22	@ Sea	1/1	25	13	52.0	178	7.1	1	4	63	2	10	48.8	W
Dec. 29	SF	1/1	49	28	57.1	407	8.3	2	1	49	1	8	89.4	L
Total		16/16	572	362	63.3	4,274	7.5	24	22	91t	41	289	83.9	10-6



PALMER GAME-BY-GAME STATS

2012 (Raiders)

Date	Opp	GP/GS	Att	Cmp	Pct	Yds	Yds/Att	TD	Int	Lg	Sk	Lst	Rating	W/L
Sept. 10	SD	1/1	46	32	69.6	297	6.5	1	0	26	3	21	94.2	L
Sept. 16	@ Mia	1/1	48	24	50.0	373	7.8	1	1	64t	0	0	74.4	L
Sept. 23	PIT	1/1	34	24	70.6	209	6.2	3	1	18	1	7	103.7	W
Sept. 30	@ Den	1/1	34	19	55.9	202	5.9	0	0	37	3	21	73.4	L
Oct. 14	@ Atl	1/1	33	23	69.7	353	10.7	1	1	49	3	28	102.2	L
Oct. 21	JAX	1/1	46	26	56.5	298	6.5	1	1	59	2	16	74.4	W
Oct. 28	@ KC	1/1	28	14	50.0	209	7.5	2	1	58	0	0	83.8	W
Nov. 4	TB	1/1	61	39	63.9	414	6.8	4	3	46	2	16	85.0	L
Nov. 11	@ Bal	1/1	45	29	64.4	368	8.2	2	1	55t	3	18	95.4	L
Nov. 18	NO	1/1	40	22	55.0	312	7.8	2	2	56	3	28	76.3	L
Nov. 25	@ Cin	1/1	34	19	55.9	146	4.3	1	1	26	4	27	64.1	L
Dec. 2	CLE	1/1	54	34	63.0	351	6.5	2	1	64t	1	7	86.3	L
Dec. 6	DEN	1/1	30	19	63.3	273	9.1	2	1	58	1	10	101.1	L
Dec. 16	KC	1/1	29	18	62.1	182	6.3	0	0	19	0	0	80.0	W
Dec. 23	@ Car	1/1	3	3	100.0	31	10.3	0	0	22	0	0	109.7	L
Dec. 30	@ SD	Inactive - Ribs												
Total		15/15	565	345	61.1	4,018	7.1	22	14	64t	26	199	85.3	4-11

2011 (Raiders)

Sept. 12	@ Den	Not with team												
Sept. 18	@ Buf	Not with team												
Sept. 25	NYJ	Not with team												
Oct. 2	NE	Not with team												
Oct. 9	@ Hou	Not with team												
Oct. 16	CLE	Not with team												
Oct. 23	KC	1/0	21	8	38.1	116	5.5	0	3	30	0	0	17.3	L
Nov. 6	DEN	1/1	35	19	54.3	332	9.5	3	3	40t	2	16	79.7	L
Nov. 10	@ SD	1/1	20	14	70.0	299	14.9	2	1	55	1	1	125.0	W
Nov. 20	@ Min	1/1	23	17	73.9	164	7.1	1	0	21	4	25	107.9	W
Nov. 27	CHI	1/1	37	21	56.8	301	8.1	0	1	47	4	33	72.0	W
Dec. 4	@ Mia	1/1	41	20	48.8	273	6.7	2	1	40t	2	15	76.6	L
Dec. 11	@ GB	1/1	42	24	57.1	247	5.9	1	4	34	1	7	42.6	L
Dec. 18	DET	1/1	40	32	80.0	367	9.2	1	0	43t	3	22	113.2	L
Dec. 24	@ KC	1/1	26	16	61.5	237	9.1	1	2	61t	0	0	72.1	W
Jan. 1	SD	1/1	43	28	65.1	417	9.7	2	1	78	0	0	102.6	L
Total		10/9	328	199	60.7	2,753	8.4	13	16	78	17	119	80.5	4-5

2010 (Bengals)

Sept. 12	@ NE	1/1	50	34	68.0	345	6.9	2	1	51	1	4	92.5	L
Sept. 19	BAL	1/1	35	16	45.7	167	4.8	0	0	29	1	8	60.1	W
Sept. 26	@ Car	1/1	37	19	51.4	195	5.3	1	2	27	1	10	53.3	W
Oct. 3	@ Cle	1/1	36	25	69.4	371	10.3	2	0	78t	4	25	121.4	L
Oct. 10	TB	1/1	36	21	58.3	209	5.8	2	3	43t	0	0	58.7	L
Oct. 24	@ Atl	1/1	50	36	72.0	412	8.2	3	0	64t	3	27	116.4	L
Oct. 31	MIA	1/1	38	17	44.7	156	4.1	2	1	37t	0	0	63.0	L
Nov. 8	PIT	1/1	36	22	61.1	248	6.9	2	1	27t	4	30	88.7	L
Nov. 14	@ Ind	1/1	42	31	73.8	292	6.9	2	3	25	3	23	78.7	L
Nov. 21	BUF	1/1	34	19	55.9	230	6.8	2	2	48	0	0	71.9	L
Nov. 25	@ NYJ	1/1	38	17	44.7	135	3.6	1	2	25	3	18	41.0	L
Dec. 5	NO	1/1	33	23	69.7	249	7.6	1	0	33	3	34	101.7	L
Dec. 12	@ Pit	1/1	32	20	62.5	178	5.6	1	3	24	3	22	48.7	L
Dec. 19	CLE	1/1	23	14	60.9	209	9.1	0	0	53	0	0	90.7	W
Dec. 26	SD	1/1	21	16	76.2	269	12.8	4	0	59t	0	0	157.2	W
Jan. 2	@ Bal	1/1	45	32	71.1	305	6.8	1	2	39	0	0	78.5	L
Total		16/16	586	362	61.8	3,970	6.8	26	20	78t	26	201	82.4	4-12



PALMER GAME-BY-GAME STATS

2009 (Bengals)

Date	Opp	GP/GS	Att	Cmp	Pct	Yds	Yds/Att	TD	Int	Lg	Sk	Lst	Rating	W/L
Sept. 13	DEN	1/1	33	21	63.6	247	7.5	0	2	34	3	26	61.0	L
Sept. 20	@ GB	1/1	23	15	65.2	185	8.0	3	2	44	2	17	93.3	W
Sept. 27	PIT	1/1	37	20	54.1	183	4.9	1	0	21	2	10	76.7	W
Oct. 4	@ Cle	1/1	44	23	52.3	230	5.2	2	1	27	2	9	73.1	W
Oct. 11	@ Bal	1/1	31	18	58.1	271	8.7	1	1	73	1	10	84.2	W
Oct. 18	HOU	1/1	35	23	65.7	259	7.4	1	1	50	1	9	85.3	L
Oct. 25	CHI	1/1	24	20	83.3	233	9.7	5	0	29	0	0	146.7	W
Nov. 8	BAL	1/1	33	20	60.6	224	6.8	1	0	32	1	1	91.0	W
Nov. 15	@ Pit	1/1	30	18	60.0	178	5.9	0	0	25	2	21	76.8	W
Nov. 22	@ Oak	1/1	22	14	63.6	207	9.4	0	1	40	3	36	75.4	L
Nov. 29	CLE	1/1	24	13	54.2	110	5.6	1	0	19	3	14	80.2	W
Dec. 6	DET	1/1	29	17	58.6	220	7.6	1	2	36t	2	18	65.3	W
Dec. 13	@ Min	1/1	25	15	60.0	94	3.8	1	0	15t	1	12	81.1	L
Dec. 20	@ SD	1/1	40	27	67.6	314	7.9	2	1	49t	2	21	97.3	L
Dec. 27	KC	1/1	25	17	68.0	139	5.6	2	1	21	1	9	91.9	W
Jan. 3	@ NYJ	1/1	11	1	9.1	0	0.0	0	1	0	0	0	1.7	L
Total		16/16	466	282	60.5	3,094	6.6	21	13	73	26	213	83.6	10-6

Jan. 9	NYJ	1/1	36	18	50.0	146	4.1	1	1	19	3	36	58.4	L
--------	-----	-----	----	----	------	-----	-----	---	---	----	---	----	------	---

Postseason		1/1	36	18	50.0	146	4.1	1	1	19	3	36	58.4	0-1
-------------------	--	------------	-----------	-----------	-------------	------------	------------	----------	----------	-----------	----------	-----------	-------------	------------

2008 (Bengals)

Sept. 7	@ Bal	1/1	24	9	37.5	94	3.9	0	1	24	2	10	32.3	L
Sept. 14	TEN	1/1	27	16	59.3	134	4.9	0	2	36	1	7	41.3	L
Sept. 21	@ NYG	1/1	39	27	69.2	286	7.3	1	0	26	6	41	98.9	L
Sept. 28	CLE	Inactive – Elbow												
Oct. 5	@ Dal	1/1	39	23	59.0	217	5.7	2	1	25	2	9	80.8	L
Oct. 12	@ NYJ	Inactive – Elbow												
Oct. 19	PIT	Inactive – Elbow												
Oct. 26	@ Hou	Inactive – Elbow												
Nov. 2	JAX	Inactive – Elbow												
Nov. 16	PHI	Inactive – Elbow												
Nov. 20	@ Pit	Inactive – Elbow												
Nov. 30	BAL	Inactive – Elbow												
Dec. 7	@ Ind	Inactive – Elbow												
Dec. 14	WAS	Inactive – Elbow												
Dec. 21	@ Cle	Inactive – Elbow												
Dec. 28	KC	Inactive – Elbow												

Total		4/4	129	75	58.1	731	5.7	3	4	36	11	67	69.0	0-4
--------------	--	------------	------------	-----------	-------------	------------	------------	----------	----------	-----------	-----------	-----------	-------------	------------

2007 (Bengals)

Sept. 10	BAL	1/1	32	20	62.5	194	6.1	2	0	39t	1	13	100.3	W
Sept. 16	@ Cle	1/1	50	33	66.0	401	8.0	6	2	32	1	7	113.4	L
Sept. 23	@ Sea	1/1	43	27	62.8	342	7.9	1	2	35t	2	14	75.9	L
Oct. 1	NE	1/1	35	21	60.0	234	6.7	1	2	23	1	8	65.7	L
Oct. 14	@ KC	1/1	43	26	60.5	320	7.4	2	2	42t	4	25	79.6	L
Oct. 21	NYJ	1/1	21	14	66.7	226	10.8	1	1	56	1	8	98.5	W
Oct. 28	PIT	1/1	31	23	74.2	205	6.6	1	0	28	0	0	102.2	L
Nov. 4	@ Buf	1/1	39	26	66.7	271	6.9	2	1	43	0	0	93.0	L
Nov. 11	@ Bal	1/1	34	23	67.6	271	7.9	0	0	50	3	15	91.7	W
Nov. 18	ARI	1/1	52	37	71.2	329	6.3	2	4	37t	1	5	68.5	L
Nov. 25	TEN	1/1	38	32	84.2	283	7.5	3	1	26	1	5	113.0	W
Dec. 2	@ Pit	1/1	44	17	38.6	183	4.2	0	0	24	1	8	51.6	L
Dec. 9	STL	1/1	29	21	72.4	189	6.5	0	2	52	1	11	60.8	W
Dec. 15	@ SF	1/1	31	19	61.3	252	8.1	1	0	52t	0	0	97.8	L
Dec. 23	CLE	1/1	21	11	52.4	115	5.5	1	2	24	0	0	44.8	W
Dec. 30	@ Mia	1/1	32	23	71.9	316	9.9	3	1	70t	0	0	121.4	W

Total		16/16	575	373	64.9	4,131	7.2	26	20	70t	17	119	86.7	7-9
--------------	--	--------------	------------	------------	-------------	--------------	------------	-----------	-----------	------------	-----------	------------	-------------	------------



PALMER GAME-BY-GAME STATS

2006 (Bengals)

Date	Opp	GP/GS	Att	Cmp	Pct	Yds	Yds/Att	TD	Int	Lg	Sk	Lst	Rating	W/L
Sept. 10	@ KC	1/1	19	13	68.4	127	6.7	0	0	30	1	7	87.0	W
Sept. 17	CLE	1/1	40	24	60.0	352	8.8	2	2	43	4	31	84.6	W
Sept. 24	@ Pit	1/1	26	18	69.2	193	7.4	4	2	30t	6	34	98.2	W
Oct. 1	NE	1/1	35	20	57.1	245	7.0	0	0	33	4	37	78.9	L
Oct. 15	@ TB	1/1	37	24	64.9	261	7.1	1	0	51	2	9	94.5	L
Oct. 22	CAR	1/1	39	23	59.0	240	6.2	2	0	32	2	10	94.0	W
Oct. 29	ATL	1/1	36	24	66.7	266	7.4	2	0	55t	2	8	106.9	L
Nov. 5	@ Bal	1/1	26	12	46.2	194	7.5	1	2	71	2	13	52.4	L
Nov. 12	SD	1/1	42	31	73.8	440	10.5	3	0	74t	3	23	131.1	L
Nov. 19	@ NO	1/1	22	14	63.6	275	12.5	3	1	60t	1	9	127.8	W
Nov. 26	@ Cle	1/1	32	25	78.1	275	8.6	3	1	43	1	0	120.7	W
Nov. 30	BAL	1/1	32	21	65.6	234	7.3	1	0	40t	2	7	97.7	W
Dec. 10	OAK	1/1	28	20	71.4	297	10.6	2	3	42	0	0	90.0	W
Dec. 18	@ Ind	1/1	28	14	50.0	176	6.3	0	0	46	4	31	69.9	L
Dec. 24	@ Den	1/1	40	21	52.5	209	5.2	2	2	26	2	15	63.4	L
Dec. 31	PIT	1/1	38	20	52.6	251	6.6	2	0	66t	0	0	91.0	L
Total		16/16	520	324	62.3	4,035	7.8	28	13	74t	36	233	93.9	8-8

2005 (Bengals)

Sept. 11	@ Cle	1/1	34	26	76.5	280	8.2	2	1	35	2	8	107.5	W
Sept. 18	MIN	1/1	40	27	67.5	337	8.4	3	1	70t	0	0	108.0	W
Sept. 25	@ Chi	1/1	23	16	69.6	169	7.4	3	0	40t	1	8	130.3	W
Oct. 2	HOU	1/1	34	25	73.5	276	8.1	1	0	22	2	3	107.0	W
Oct. 9	@ Jax	1/1	33	22	66.7	239	7.2	2	0	47	2	7	108.0	L
Oct. 16	@ Ten	1/1	33	27	81.8	272	8.2	2	0	35	1	4	121.2	W
Oct. 23	PIT	1/1	36	21	58.3	227	6.3	0	2	47	2	16	53.8	L
Oct. 30	GB	1/1	34	22	64.7	237	6.9	3	1	38	2	15	102.2	W
Nov. 6	@ Bal	1/1	26	19	73.1	248	9.5	2	0	48	2	14	128.4	W
Nov. 20	IND	1/1	38	25	65.8	335	8.8	2	1	68t	1	7	100.2	L
Nov. 27	BAL	1/1	30	22	73.3	302	10.1	3	1	54t	0	0	124.6	W
Dec. 4	@ Pit	1/1	38	22	57.9	227	5.9	3	0	43t	1	5	101.5	W
Dec. 11	CLE	1/1	27	13	48.1	93	3.4	1	1	16	0	0	53.5	W
Dec. 18	@ Det	1/1	39	28	71.8	274	7.0	3	2	20	2	9	95.5	W
Dec. 24	BUF	1/1	36	25	69.4	266	7.4	2	2	41t	1	9	86.1	L
Jan. 1	@ KC	1/1	8	5	62.5	54	6.8	0	0	32	0	0	82.3	L
Total		16/16	509	345	67.8*	3,836	7.5	32*	12	70t	19	105	101.1	11-5
Jan. 8	PIT	1/1	1	1	100.0	66	66.0	0	0	66	0	0	118.8	L
Postseason		1/1	1	1	100.0	66	66.0	0	0	66	0	0	118.8	0-1

*Led the NFL

2004 (Bengals)

Sept. 12	@ NYJ	1/1	27	18	66.7	248	9.2	2	1	53t	1	10	105.2	L
Sept. 19	MIA	1/1	38	21	55.3	147	3.9	0	1	20	5	31	53.3	W
Sept. 26	BAL	1/1	52	25	48.1	316	6.1	0	3	23	4	27	43.4	L
Oct. 3	@ Pit	1/1	37	20	54.1	164	4.4	1	2	24	1	8	52.1	L
Oct. 17	@ Cle	1/1	36	20	55.6	148	4.1	1	1	21	3	17	63.2	L
Oct. 25	DEN	1/1	21	12	57.1	198	9.4	1	1	50t	1	10	85.0	W
Oct. 31	@ Ten	1/1	36	20	55.6	247	6.9	0	1	62	4	30	65.4	L
Nov. 7	DAL	1/1	32	21	65.6	212	6.6	1	0	76t	0	0	94.8	W
Nov. 14	@ Was	1/1	39	24	61.5	217	5.6	1	2	34	0	0	63.7	W
Nov. 21	PIT	1/1	25	13	52.0	165	6.6	2	1	36t	3	18	82.9	L
Nov. 28	CLE	1/1	29	22	75.9	251	8.7	4	3	53t	0	0	101.4	W
Dec. 5	@ Bal	1/1	36	29	80.6	382	10.6	3	1	51	3	27	127.1	W
Dec. 12	@ NE	1/1	24	18	75.0	202	8.4	2	1	33	0	0	110.1	L
Dec. 19	BUF	Inactive - Knee												
Dec. 26	NYG	Inactive - Knee												
Jan. 2	@ Phi	Inactive - Knee												
Total		13/13	432	263	60.9	2,897	6.7	18	18	76t	25	178	77.3	6-7



ELIJAH PENNY

COLLEGE: Idaho**HOW ACQUIRED:** FA-16**YEARS NFL/CARDINALS:** 1/1**HOMETOWN:** Lakewood, CA**DOB:** August 17, 1993**35 // RUNNING BACK // 6-2 // 234**

PRO CAREER:

Signed with Cardinals as an undrafted rookie free agent on 5/9/16. Released on 9/3/16 and re-signed to practice squad on 9/4/16, where he remained the entire season. Signed a future contract on 1/3/17.

COLLEGE:

Played in 23 games (14 starts) in two seasons at Idaho after transferring from Cerritos College ... totaled 1,748 yards and 22 TDs on 385 carries with the Vandals while adding 39 receptions for 346 yards and three TDs and returning 15 kickoffs for 278 yards ... started all 12 games as a senior, leading the team with 1,159 rushing yards and 10 TDs on 246 attempts and catching 27 passes for 239 yards and two TDs ... in his first season at Idaho in 2014, played 11 games (two starts) and led the team with 589 rushing yards and 12 TDs on 139 carries ... the 12 rushing TDs were the most by a Vandals player since DeMaundray Woolridge had 18 in 2009 ... also had 12 catches for 107

yards and a TD ... prior to transferring to Idaho, ran for 1,338 yards on 199 carries and scored a school record 20 TDs as a sophomore at Cerritos College (Norwalk, CA) ... named first-team All-American and the Northern Conference Offensive Player of the Year ... began career at College of the Sequoias (Visalia, CA), appearing in eight games and totaling 102 yards and two TDs on 22 carries.

PERSONAL:

Graduated from Norwalk (CA) High School where he played running back, defensive end and linebacker ... earned All-State honors as a senior and was named all-area each of his last two seasons ... was a two-time winner of the Suburban League MVP and was the Wave Newspaper East Region Player of the Year after gaining 2,005 yards and scoring 18 TDs as a senior ... added 29 tackles and 1.5 sacks on defense ... ran for 1,569 yards and 22 TDs while totaling 62 tackles, eight sacks and four INTs as a junior ... General Studies major.



COREY PETERS

COLLEGE: Kentucky**HOW ACQUIRED:** UFA-15 (Falcons)**YEARS NFL/CARDINALS:** 8/3**HOMETOWN:** Louisville, KY**DOB:** June 8, 1988**98 // DEFENSIVE TACKLE // 6-3 // 305**

NOTE CARDS

- Signed a three-year contract with the Cardinals on 3/11/15 as an unrestricted free agent after spending his first five NFL seasons with the Atlanta Falcons.
- Returned after missing entire 2015 season with torn left Achilles and played in 15 games (14 starts) in 2016, recording 30 tackles, eight tackles for loss, 13 QB pressures and two QB hits.
- Appeared in 70 games (55 starts) during his five seasons with the Falcons, collecting 172 tackles, 11.0 sacks, a forced fumble, a fumble

recovery (returned 13 yards for a TD), an INT and six passes defended. Peters also started all four of the Falcons postseason games during his tenure in Atlanta, totaling 12 tackles, a sack and a pass defended.

- Named the Falcons 2011 Walter Payton Man of the Year in honor of his off-the-field community service as well as his play on the field.
- Was a two-time SEC All-Academic team selection at Kentucky and earned a degree in Secondary Education.

PRO CAREER:

Originally drafted by the Atlanta Falcons in the third round (83rd overall) of the 2010 NFL Draft, Peters re-signed with the Falcons on 3/4/14, agreeing to a one-year contract. Signed a three-year contract with the Cardinals as an unrestricted free agent on 3/11/15. Spent 2015 season on injured reserve after tearing Achilles during training camp.

2016: Started 14 of 15 games played and had 30 tackles, including eight for loss, while adding 13 QB pressures and two QB hits ... made his Cardinals debut after missing 2015 season with Achilles injury and had one tackle vs. NE (9/11) ... tackled LeSean McCoy in the end zone for a safety in the fourth quarter @ Buf (9/25); had two solo tackles with one for loss ... assisted on two tackles and tied for team lead with three QB pressures @ SF (10/6) ... registered three



solo tackles and one for loss vs. NYJ (10/17) ... collected one solo tackle and two QB pressures vs. Sea (10/23) ... notched four tackles, including one for loss @ Car (10/30) ... inactive (foot) @ Min (11/20) ... posted a season-high six tackles, with one for loss @ Atl (11/27) ... recorded three solo tackles, one for loss, and two QB pressures @ Sea (12/24) ... had three tackles, with two for loss, and two QB pressures @ LAR (1/1/17).

2015: Suffered a torn left Achilles during training camp and was placed on injured reserve on 8/21.

2014: Making his return from a torn right Achilles suffered late in the '13 season, appeared in 14 games (two starts) and had 30 tackles and two sacks ... tied for second on the team with six tackles for loss ... registered four tackles and his first sack of the season when he took down Mike Glennon in the second quarter vs. TB (9/18) on Thursday Night Football ... saw action at DT and recorded four total tackles @ NYG (10/5) ... posted three total tackles @ Bal (10/19) ... recorded three total tackles vs Cle (11/23) ... had his second sack of the season when he took down Drew Brees in the third quarter @ NO (12/21); his sack was one of five for the day by Atlanta; added two tackles, a tackle for loss and a QB hit.

2013: Started 15 games and set career-highs with 48 total tackles (35 solo) and five sacks, while also adding six tackles for loss and two passes defended ... posted one of the best games of his career in the season opener @ NO (9/8), setting career highs in tackles (7) and solo tackles (6) while taking down QB Drew Brees for his first sack of the season ... totaled five tackles in a Sunday Night matchup vs. NE (9/29) ... registered three tackles (two solo) and a sack vs. NYJ (10/7), dropping QB Geno Smith for a 10-yard loss ... posted his third sack of the season when he took down QB Carson Palmer for a nine-yard loss @ AZ (10/27); also tied his career-high with seven total tackles and one tackle for loss ... finished the contest @ GB (12/8) with six tackles, a QB hit, his fourth sack of the season

and a tackle for loss; marked his second consecutive game with six tackles (five solo) ... registered his fifth sack of the season, a single-season career high, when he took down QB Colin Kaepernick on a third-down play in the first half @ SF (12/23); suffered a torn right Achilles later in the game that ended his season.

2012: After spending the first six weeks of the season on the reserve/non-football injury list, went on to appear in 10 regular season games (eight starts) and started both postseason contests ... recorded 21 tackles, a pass defended and his first career forced fumble in the regular season and added six tackles, a sack and a pass defended in postseason play ... saw action as a reserve DT in the first two contests following his return: @ Phi (10/28) and vs. Dal (11/4) ... made his first start of the season @ NO (11/11) and had two tackles and a pass defended ... registered three tackles in the Falcons 24-23 come-from-behind victory @ TB (11/25) ... recorded season highs with six tackles and five solo tackles @ Det (12/22) ... started his third career postseason game and totaled two tackles in the Divisional Playoff matchup vs. Sea (1/13/13) ... started at DT in the NFC Championship Game vs. SF (1/20/13) and finished with four tackles, a sack, a tackle for loss and a pass defended; took down QB Colin Kaepernick for a nine-yard loss on 3rd-n-4 in the first quarter, forcing a 49ers punt.

2011: Started all 15 games he appeared in during the regular season and also started the team's Wild Card matchup against the Giants ... named the Falcons Walter Payton Man of the Year ... had 33 tackles, 3.0 sacks, his first career INT and his first career fumble recovery (which he returned 13 yards for his first career TD) ... anchored a d-line that helped the Falcons rank sixth in the NFL in rushing yards allowed (97.0 yards per game) ... inactive (knee) for the season opener @ Chi (9/11) ... registered five tackles and two QB hits @ Sea (10/2); anchored a d-line that held the Seahawks to just 53 rushing yards on 15 attempts, including 24 yards on eight attempts for Marshawn

CARDINALS IN THE COMMUNITY

Ever since defensive tackle **Corey Peters** signed with the Cardinals as a free agent in 2015, he has displayed his commitment to the Arizona community through his various charitable appearances.

Last year he was part of a group from the Cardinals that took part in a field ribbon cutting ceremony at Thew Elementary School in Tempe, AZ to create a lighted football field for the school's physical education program and for the city. As part of Breast Cancer Awareness month in October, Peters visited Greenway High School for the Cardinals annual "Pink Game" and participated in a special halftime presentation for breast cancer survivors at a high school football game. He joined Nicole Bidwill and presented each survivor with a commemorative football.

Peters and his Cardinals teammates hosted the team's annual "Pro vs. G.I. Joe" program where Cardinals players competed in video games with Arizona soldiers from the Wounded Warrior Regiment who are based in Iraq and Kuwait as part of a program set up through the USO.

During the holiday season, Peters and Cardinals teammates visited Boys Hope Girls Hope for the team's Christmas Party. Boys Hope Girls Hope helps academically capable and motivated children by providing family like homes, opportunities and education through college.

This offseason, he was part of a group of Cardinals players that joined Arizona Governor Doug Ducey to participate in the annual "Read Across America" program at the Phoenix Salvation Army KROC Center. The event took place on Dr. Seuss' birthday (March 2) and helps motivate children to read and focuses the country's attention on the importance of reading. He was back at the KROC Center and partnered with teammates for the "Team Smile" event to provide 300 kids free dental care while participating in an Easter Egg hunt.





Lynch ... the following week, posted four tackles, his first sack of the season, two tackles for loss and a QB hit vs. GB (10/9); took down QB Aaron Rodgers for a seven-yard loss on the first play of the third quarter ... with the Falcons holding a 24-17 lead midway through the fourth quarter, hauled in his first career INT when he picked off a Cam Newton pass at the CAR 40-yard line; Atlanta took a 14-point lead on the ensuing drive, sealing the victory ... recorded his second sack of the season, and second in three games, when he took down QB Matthew Stafford for a 10-yard loss on a 3rd-n-goal from the ATL 6-yard line to force a FG attempt @ Det (10/23) ... posted a sack of QB Curtis Painter @ Ind (11/6), marking his second sack in as many games and third sack in a span of four games ... scored the first TD of his NFL career when he recovered a Blaine Gabbert fumble in the third quarter and returned it 13 yards for a TD and a 34-0 Falcons lead vs. Jax (12/15) ... made his second career postseason start and had one tackle in Falcons Wild Card matchup @ NYG (1/8/12).

2010: Made an immediate impact during his rookie season, starting 15 of 16 regular season contests and the Divisional Playoff game vs. Green Bay ... totaled 40 tackles, a sack and a pass defended ... made his NFL debut in the regular season opener vs. Pit (9/12) and had one tackle ... logged his first career start the following week vs. AZ (9/19) ... posted a season-high five tackles (four solo) @ Cle (10/10) ... tied his season high with five tackles @ Car (12/12) ... registered his first career sack and added three tackles in the regular season finale vs. Car (1/2); sack came when he took down QB Jimmy Clausen in the second quarter ... made his postseason debut starting at DT in the Divisional matchup vs. GB (1/15/11) and had five tackles.

COLLEGE:

A three-year starter, Peters totaled 146 tackles (83 solo), 27 tackles for loss, 11.5 sacks, 11 passes defended, three fumble recoveries and a forced fumble ... two-team SEC Academic Honor Roll member (2007-08) ... named the Wildcats Most Outstanding Defensive Player as a senior in '09 after posting a career-high 56 tackles, 4.0 sacks, 12 tackles for loss, five passes defended and a forced fumble ... totaled 36 tackles while appearing in 13 games as a junior in '08, adding 10 tackles for loss and 4.0 sacks ... selected to the SEC Academic Honor Roll for the second-consecutive year ... as a sophomore in '07, was named UK's Most Improved Defensive Player as chosen by the Wildcat coaches ... totaled 43 tackles on the season, including four for loss and 2.5 sacks ... claimed a spot on the SEC Academic Honor Roll ... as a freshman in '06, appeared in 11 games (two starts) and totaled 18 tackles on the season.

PERSONAL:

Attended Central (Louisville, KY) High School where he was a four-year letterman and three-year starter on the defensive line ... first-team All-State selection as a senior by the Louisville Courier-Journal and second-team All-State by the AP after totaling 91 tackles, 15 sacks, three INTs, five forced fumbles, three fumble recoveries and seven passes defended ... selected to play in the Kentucky-Tennessee High School All-Star game ... part of a Central team that went to the state playoffs all three years he was a starter ... also lettered all four years in wrestling, where he advanced to the state meet four consecutive years ... participated in baseball and track and field ... earned a degree in Secondary Education.

PETERS CAREER STATS

Year	Team	GP/GS	Tackles			Sacks		Interceptions					FR	FF	STT
			Solo	Asst	Ttl	Sk	Yds	Int	Yds	Lg	TD	PD			
2010	Atl	16/15	31	9	40	1.0	4	0	0	0	0	1	0	0	0
2011	Atl	15/15	26	7	33	3.0	29	1	0	0	0	2	1	0	0
2012	Atl	10/8	15	6	21	0.0	0	0	0	0	0	1	0	1	0
2013	Atl	15/15	35	13	48	5.0	39	0	0	0	0	2	0	0	0
2014	Atl	14/2	18	12	30	2.0	0	0	0	0	0	0	0	0	0
2015	Ariz	Injured	Reserve-Achilles												
2016	Ariz	15/14	23	7	30	0.0	0	0	0	0	0	0	0	0	0
Total		85/69	148	54	202	11.0	72	1	0	0	0	6	1	1	0

Single Game Highs:

Total Tackles: 7, twice, last @ Arizona, 10/27/13; **Solo Tackles:** 6, @ New Orleans, 9/8/13; **Sacks:** 1.0, 11 times, last @ New Orleans, 12/21/14; **Interceptions:** 1, vs. Carolina, 10/16/11; **Fumble Recoveries:** 1, vs. Jacksonville, 12/15/11; **Forced Fumbles:** 1, @ Detroit, 12/22/12; **TDs:** 1, 13-yard fumble return vs. Jacksonville, 12/15/11.

PETERS POSTSEASON STATS

Year	Team	GP/GS	Tackles			Sacks		Interceptions						FR	FF	STT
			Solo	Asst	Ttl	Sk	Yds	Int	Yds	Lg	TD	PD				
2010	Atl	1/1	4	1	5	0.0	0	0	0	0	0	0	0	0	0	
2011	Atl	1/1	1	0	1	0.0	0	0	0	0	0	0	0	0	0	
2012	Atl	2/2	5	1	6	1.0	9	0	0	0	0	1	0	0	0	
2015	Ariz	Injured	Reserve-Achilles													
Total		4/4	10	2	12	1.0	9	0	0	0	0	1	0	0	0	

Postseason Single Game Highs:

Total Tackles: 5, vs. Green Bay, 1/5/11; **Solo Tackles:** 4, vs. Green Bay, 1/5/11; **Sacks:** 1.0, vs. San Francisco, 1/20/13.



PATRICK PETERSON

COLLEGE: Louisiana State
HOW ACQUIRED: D1/11 (5th)
YEARS NFL/CARDINALS: 7/7

HOMETOWN: Pompano Beach, FL
DOB: July 11, 1990

21 // CORNERBACK // 6-1 // 203

PRO BOWL SELECTION: 2011, 2012, 2013, 2014, 2015, 2016

NOTE CARDS

- The Cardinals first-round selection in the 2011 NFL Draft and the fifth overall pick, Peterson was the first cornerback taken in draft. Signed a five-year extension on 7/29/14 that will keep him under contract with the Cardinals through 2020.
- Voted to his sixth straight Pro Bowl in 2016; has been selected to the Pro Bowl five times at cornerback (2012-16) and once as a kick returner (2011). Joined Hall of Famers Jim Brown, Barry Sanders and Emmitt Smith as the only players in NFL history to be chosen to six Pro Bowls before their 27th birthday. Peterson also joined Hall of Famer Ollie Matson as the only players in team history to be selected to the Pro Bowl in each of his first six NFL seasons. Peterson and Hall of Famer Rod Woodson are the only NFL players ever to be selected to the Pro Bowl as both a defender and kick returner.
- Has earned first-team All-Pro honors three times, with two selections at cornerback (2013, 2015) and one as a kick returner (2011).
- In his first six NFL seasons, started all 96 regular season games at cornerback and recorded 289 tackles, 20 INTs (one returned for a TD), two sacks, 88 passes defended, a forced fumble and a fumble recovery. Selected as a team captain three times (2013, 2015-16), including each of the last two seasons.
- Only 10 players in franchise history have more career INTs than Peterson (20).
- Only two current NFL players – Seattle's Richard Sherman (30) and Oakland's Reggie Nelson (26) have more INTs than Peterson, dating back to his rookie season in 2011.
- Among NFL cornerbacks, only Dallas' Brandon Carr (144) has started more consecutive games than Peterson (96).
- Has been named NFC Defensive Player of the Week twice in his career (Week 10 of the '14 season vs. St. Louis; Week 4 of '13 season at Tampa Bay), NFC Special Teams Player of the Week twice (Weeks 9 and 12 of the '11 season) and Special Teams Player of the Month (November 2011).
- Joins DT Calais Campbell as the only players in franchise history to earn Player of the Week honors on both special teams and defense.
- In Week 2 of the '13 season vs. Detroit, became the first NFL defender since at least the 1970 merger to post a reception and a completion in the same game. Peterson's gloves as well as the football used on the pass completion were sent to the Pro Football Hall of Fame in Canton, OH.
- In 2012, ranked fourth in the NFL with seven INTs and became the first Cardinals player since Aeneas Williams in 1994 to record an INT in four consecutive games (Games 11-14).
- As a rookie in 2011, tied the NFL record and became just the fourth player in league history to return four punts for TDs in a single season. Joined Jack Christiansen (Detroit, 1951) as the only rookies in NFL history with four punt return TDs during their inaugural season.
- With punt return TDs of 99, 89, 82 and 80 yards in '11, became the first player in NFL history with four punt return TDs of 80+ yards in a single season.
- Led the NFL in punt return yards (699) and TDs (four) in '11 while finishing second in punt return average (15.9) behind Chicago's Devin Hester (16.2).
- Established an NFL rookie record with 699 punt return yards, surpassing the previous record of 656, set by Pittsburgh's Louis Lipps in 1984. In addition to being a rookie record, his 699 punt return yards rank as the second-highest single-season total in NFL history behind Desmond Howard's 875 yards for Green Bay in 1996.
- His 99-yard punt return TD in overtime against St. Louis in Week 9 of the '11 campaign was the second-longest punt return in NFL history (103, Robert Bailey, 10/23/94). It also tied for the longest play in overtime in NFL history (99-yard pass from Philadelphia's Ron Jaworski to Mike Quick, 11/10/85).
- Is a cousin of former Cardinals and Steelers CB Bryant McFadden, CB Walter McFadden and WRs Santana Moss and Sinorice Moss.



PRO CAREER:

The Cardinals first-round selection (fifth overall) in the 2011 NFL Draft, Peterson has earned first-team All-Pro honors as both a cornerback and kick returner. A six-time Pro Bowl selection, Peterson started all 96 regular season games and three postseason matchups during his first six NFL seasons. Signed a five-year contract extension on 7/29/14 that will keep him with the Cardinals through the 2020 season.

2016: After being selected as a defensive captain for the third time overall and second straight season, started all 16 games for the sixth consecutive year since being drafted and recorded 46 tackles, three INTs, eight passes defended and one special teams tackle ... earned sixth consecutive Pro Bowl and fifth straight as a CB; joins Hall of Fame HB Ollie Matson as only players in franchise history selected to the Pro Bowl each of their first six NFL seasons; became fifth player in Cardinals history to be selected to six straight Pro Bowls ... finished second on the team with 13 punt returns for 81 yards ... selected as Cardinals Ed Block

Courage Award Winner following his battle overcoming diabetes ... recorded first INT of the season when he picked off a Jameis Winston deep ball in the end zone vs. TB (9/18); also had two solo tackles and one pass defended ... acrobatic interception of Tyrod Taylor deep throw in the second quarter @ Buf (9/25); added five tackles and a pass defended ... recorded one tackle and a pass defended on Rams fourth-down pass attempt in the fourth quarter vs. LAR (10/2) ... had one tackle and helped limit Brandon Marshall to three receptions vs. NYJ (10/17) ... had three solo tackles and a pass defended @ Min (11/20) ... notched five tackles, including one for loss @ Atl (11/27); limited Julio Jones to four catches for 35 yards ... sealed victory with INT of Kirk Cousins at the AZ 18 as Redskins were driving for potential game-tying TD vs. Was (12/4); marked his 20th career INT, becoming the 16th player in team history to have 20 or more INTs; added three tackles and a pass defended ... collected four solo tackles vs. NO (12/18) ... equaled career high with seven tackles @ Sea (12/24).

PETERSON ADDS MORE HONORS

"By far just one of the best in the game, hands down. He's going to follow you from your house to his house, from the sideline to the cricket field and back."

- NY Giants All-Pro WR Odell Beckham, Jr. on CB Patrick Peterson

"I think Patrick Peterson definitely is my number one corner in my book. You know if you're playing the Cardinals and if you're the best receiver on your team, you know 21 is going to be lining up across from you."

- Steelers All-Pro WR Antonio Brown

The Cardinals selected CB **Patrick Peterson** with the fifth overall pick in the 2011 NFL Draft and in his first six NFL seasons he earned six Pro Bowl selections and was named first-team All-Pro three times. He has proven to be one of the most unique talents in NFL history. His most important role has been as a shutdown CB in the AZ secondary.

Peterson has started all 96 games at CB in his NFL career. Despite opposing QBs avoiding his side of the field, Peterson has registered 20 INTs since 2011, tied for third in the NFL during that span among active players.

NFL Leaders – Interceptions (2011-16)

Rnk	Player (Team)	INTs
1	Richard Sherman (Sea)	30
2	Reggie Nelson (Oak)	26
3t	Patrick Peterson (AZ)	20
3t	Kurt Coleman (Car)	20
5t	Aqib Talib (Den)	18
5t	Earl Thomas (Sea)	18

PETERSON WITH 20TH CAREER INTERCEPTION

Only 10 players in franchise history have more career INTs than Peterson.



Franchise Career Interception Leaders

Rnk	Player (Years)	INTs
1	Larry Wilson (1960-72)	52
2	Aeneas Williams (1991-2000)	46
3	Roger Wehrli (1969-82)	40
4	Night Train Lane (1954-59)	30
5	Pat Fischer (1961-67)	29
6	Adrian Wilson (2001-12)	27
7	Kwamie Lassiter (1995-2002)	24
8	Norm Thompson (1971-76)	22

Rnk	Player (Years)	INTs
9t	Jerry Davis (1948-51)	21
9t	Ray Ramsey (1950-53)	21
11t	Patrick Peterson (2011-)	20
11t	Cedric Mack (1983-90)	20
11t	Tim McDonald (1987-92)	20
11t	Jerry Norton (1959-61)	20
11t	Billy Stacy (1959-63)	20
11t	Ken Stone (1977-80)	20



CARDINALS IN THE COMMUNITY

Pro Bowler Patrick Peterson's play on the field has made him one of the NFL's brightest young stars. The Cardinals 2015 "Walter Payton NFL Man of the Year" has used his status to give back to the community through his foundation and his various charitable contributions.

Being selected as the Cardinals "Walter Payton NFL Man of the Year" helps recognize a player's off the field community service as well as his playing excellence. The NFL granted \$5,000 to Peterson's foundation in 2015 as part of the award and Nationwide provided an additional \$10,000 for receiving the honor.

In 2013, Peterson created the "Foundation for Success" which aims to provide low-income and inner city youth with opportunities and resources to reach their full potential. The foundation hopes to implement an excellent balance for community development.



In May, Peterson along with his wife, Antonique, visited Haiti as guests of Mission of Hope. They visited schools, helped children read and write, and played soccer and kickball. Antonique, who is studying to become a doctor, assisted at medical centers. The pair also visited villages without clean water, so they took part in trips to local spring wells to collect fresh water for the affected areas.

Last December, Peterson hosted his fourth annual "Shop with a Jock" event at Walmart. Peterson, with the help of Santa and his teammates, hosts the holiday event each year for 50 low-income and at-risk inner city families and provides the children with a unique holiday shopping experience. He has also hosted an annual "Show and Tell" car show in April the last four years in Mesa to benefit his foundation.

In January of 2015, Peterson unveiled the first "Patrick's Corner" of his foundation for students and families at Nevitt Elementary School in Phoenix. "Patrick's Corner" provides access to books and a safe environment to read with friends and family for at-risk students. His foundation is planning to place and maintain 10 "Patrick's Corners" libraries in Title I schools and inner city community centers throughout Arizona to provide at-risk students with access to books and a safe environment to read with friends and families. Peterson has already opened seven "Patrick's Corners" with three more to come by the end of 2017.

In collaboration with "Patrick's Corner," Peterson has also launched the "Pick Up a Book" initiative within the Phoenix community which is designed to bring families, schools and communities together to support children's literacy development. The program will work to:

- Help families foster the skills, attitudes and behaviors that support children's literacy development
- Help schools engage families through fun, literacy-based events
- Better prepare children for reading and learning
- Support schools with their family engagement goals

This past November, Peterson hosted his third annual "Celebs and Steaks" fundraising event at the Omni Scottsdale Resort and Spa at Montelucia. The money raised continues to provide Arizona low-income and inner city youth with opportunities and resources to reach their full potential. He hosted his second annual Patrick Peterson Celebrity Golf Tournament in March of 2017. The two-day event raised \$275,000 for his foundation. The weekend was filled with a VIP Cocktail Party followed by the golf tournament at the Phoenix Golf Club. Patrick was joined by many of his Cardinals teammates as well as celebrities and athletes from other sports.

His commitment to helping people doesn't exist only in Arizona. When devastating floods ravaged Baton Rouge, LA in 2016, Peterson and his fellow LSU and current Cardinals teammate Tyrann Mathieu stepped up to help out. They joined forces and purchased school supplies and clothing for 700 children, including 100 kids from the Boys & Girls Club of Baton Rouge. In addition, Peterson helped raise over \$40,000 for the Baton Rouge Area Foundation through a fantasy football-based charity tournament with the winners getting the opportunity to attend the LSU-Alabama game as Peterson's guests.

In addition to his foundation work, Peterson is also very active at Cardinals team community events. For the second consecutive year, he visited Boys Hope Girls Hope for the team's annual Christmas party last December. Boys Hope Girls Hope helps academically capable and motivated children by providing family like homes, opportunities and education through college. He also joined Cardinals teammates and took part in the annual "Light the House" party to help spread holiday cheer at the Phoenix Ronald McDonald House last year. The group provided the families at the house with dinner, drinks and dessert while also passing out stockings to the children.

In 2015, Peterson participated in the team's "Teddy Bear Express" event at Phoenix Children's Hospital. The players delivered white personalized Cardinals teddy bears to children in the pediatric units throughout the hospital. As part of Breast Cancer Awareness Month in 2014, Peterson visited Red Mountain High School in Mesa for a special pregame presentation for 10 breast cancer survivors prior to a high school football game against Desert Mountain. He joined Nicole Bidwill and presented each survivor with a commemorative football while the Cardinals provided both teams with pink gloves, wrist bands, socks and shoelaces.

He also previously took part at the team's "Feed the Hungry" program at the Phoenix Rescue Mission during Thanksgiving. Peterson joined team President Michael Bidwill and Cardinals teammates and served Thanksgiving dinner for the less fortunate.

In January of 2015, Peterson joined Bidwill and Cardinals teammates at the NFL's Super Bowl Legacy Grant event leading up to Super Bowl XLIX in Arizona by participating at a press conference that was followed up by a Heads Up Football Clinic at ASU Preparatory Academy. In the spring of 2013, Peterson joined Cardinals teammates, Bidwill, head coach Bruce Arians and GM Steve Keim and took part in a tweetup hosted by Sports Illustrated's Peter King at Tom's Tavern the night before Pat's Run to benefit the Tillman Foundation.

For more information about Peterson's foundation and community work, visit <http://www.patrickpeterson.org>





A PRO BOWL TALENT

Peterson earned his sixth Pro Bowl selection - and fifth as a corner - (Kick Returner, 2011; Cornerback, 2012-16) in 2016.

He joins RBs Jim Brown, Barry Sanders and Emmitt Smith as the only players in NFL history to be chosen to six Pro Bowls before their 27th birthday. He is the only defensive player in NFL history to earn that distinction.

Six Pro Bowls Before the Age of 27 – NFL History

Player	Pro Bowls	Team
CB Patrick Peterson	6, 2011-16	Arizona
RB Jim Brown	6, 1957-62	Cleveland
RB Barry Sanders	6, 1989-94	Detroit
RB Emmitt Smith	6, 1990-95	Dallas



2015: After being chosen as a defensive captain for the second time in his career (2013), started every game for the fifth straight season and had 35 tackles, two INTs, 10 passes defended, a forced fumble and two special teams tackles ... added three tackles, one INT and a pass defended in two playoff games ... totaled 260 yards on 32 punt returns ... named Arizona Cardinals/Walter Payton NFL Man of the Year ... selected to fifth consecutive Pro Bowl (fourth straight at CB); joins Hall of Famer Ollie Matson as only players in franchise history to earn Pro Bowl honors in each of their first five NFL seasons ... was a first-team AP All-Pro selection, his third career All-Pro honor (2011 at KR, 2013 at CB) and earned PFWA All-NFL honors ... picked off Jimmy Clausen on the opening drive of the third quarter to help set up a TD @ Chi (9/20); was his 16th career INT; also had three tackles and a pass defended ... had one pass defended and helped hold Torrey Smith without a catch vs. SF (9/27) ... posted second INT of the season in the third quarter @ Det (10/11); 40-yard return helped set up a TD; added season-high five solo tackles ... matched season best with five unassisted tackles and had one pass defended @ Pit (10/18) ... recorded four solo tackles and a pass defended @ Cle (11/1); also returned four punts for 50 yards, including a season-long 38-yard return in the third quarter that helped set up the go-ahead TD ... had two solo tackles vs. Cin (11/22); left game in fourth quarter with ankle injury ... started 75th consecutive game since entering the NFL and had two solo tackles, a pass defended and one special teams tackle @ SF (11/29) ... led the team with five unassisted tackles and added one pass defended and his first career forced fumble @ StL (12/6) ... collected two solo tackles and one special teams tackle vs. GB (12/27) ...

helped hold James Jones without a reception in Divisional Playoff vs. GB (1/16/16) ... had three tackles, an INT that he returned 72 yards and a pass defended in NFC Championship Game @ Car (1/24/16).

2014: After signing a five-year contract extension during training camp, started all 16 games for the fourth consecutive season and totaled 46 tackles, three INTs, eight passes defended, one sack and one QB hit ... three INTs tied for second on the team ... earned fourth straight Pro Bowl selection overall and third as a CB ... totaled four solo tackles @ NYG (9/14); marked 50th career game ... registered one solo tackle and a pass defended vs. SF (9/21); broke up pass intended for Brandon Lloyd in the second quarter that snapped Colin Kaepernick's streak of nine straight completions to start the game ... collected four tackles @ Den (10/5); left in the fourth quarter with an ankle injury ... notched five tackles before leaving in the second quarter with a concussion vs. Phi (10/26) ... had two solo tackles and limited Dez Bryant to just two catches for 15 yards on 10 targets @ Dal (11/2); Bryant did not record his first reception until the final two minutes of the game ... recorded two INTs in the fourth quarter on back-to-back possessions vs. StL (11/9), returning the second one 30 yards for his first career INT return TD to give the Cardinals a 24-14 lead; marked his first INTs of the season and his second career multi-INT game; in his two career multi-INT games, all INTs came in the fourth quarter; became sixth player in franchise history with multiple INTs in each of his first four seasons; also had two tackles and one pass defended; named NFC Defensive Player of the Week for the second time in his career; in addition to his two Special Teams Player of the Week honors in 2011, he became first player in team history

96 STRAIGHT FOR PETERSON



Peterson has yet to miss a game in his NFL career, having started all 96 contests since 2011. Among NFL defensive backs, only Dallas CB Brandon Carr (144) and Detroit S Glover Quin (116) have started more consecutive games than Peterson (96).

NFL Leaders – Consecutive Starts

Among DBs (Active)

Rnk	Player (Team)	Starts
1	CB Brandon Carr (Dal)	144
2	S Glover Quin (Det)	116
3	CB Patrick Peterson (AZ)	96
4	S Rodney McLeod (Phi)	64
5	S Mike Mitchell (Pit)	62



to be selected as Player of the Week multiple times in two different categories ... collected four tackles and a pass defended vs. Det (11/16); limited Calvin Johnson to five catches for 59 yards ... had a team-high and season-best eight solo tackles vs. KC (12/7); also had a sack and a QB hit; marked second career sack and first since his rookie season in 2011 ... picked off Shaun Hill on final play of the game @ STL (12/11); was his third INT of the season (all against the Rams and all in the fourth quarter); marked his sixth career INT against St. Louis; added three tackles and a pass defended ... had four solo tackles in Wild Card game @ Car (1/3/15).

2013: After being chosen by his teammates as a defensive captain for the first time in his career, started all 16 games for the third straight season ... selected to the Pro Bowl for third straight year and was named first-team AP All-Pro at CB, his second career All-Pro honor after being named as a kick returner in 2011 ... tied for second on the team with three INTs, recorded a team-leading and career-high 30 passes defended and had 40 tackles ... served as team's top punt returner and totaled 198 yards on 33 returns ... also saw action on offense throughout the season, catching six passes for 54 yards, running for 21 yards on four carries and completing a 17-yard pass ... had four solo tackles and one pass defended vs. Det (9/15); helped limit Calvin Johnson to just two catches for 20 yards in the second half; played five snaps on offense, catching a 17-yard pass in the third quarter and later in the quarter completed a 17-yard pass to Kerry Taylor on a reverse pass play; marked his first career pass attempt; according to the Elias Sports Bureau, became the first NFL defender to catch a pass and complete a pass in the same game since the 1970 merger ... recorded two fourth-quarter INTs to help the Cardinals earn a 13-10 win after trailing 10-0 through three quarters @ TB (9/29); marked his first career game with multiple INTs; first INT came with 3:23 left in the fourth quarter and the Buccaneers leading 10-3; INT and 11-yard return led to game-tying TD on the next play; second INT came with under a minute remaining and the Cardinals leading 13-10 to seal the win; became the first Cardinal with two INTs in the fourth quarter since Kwamie Lassiter on 11/18/01 against Detroit and the first Cardinal since Tim McDonald on 10/20/91 vs. Atlanta to record two INTs in the final four minutes of the fourth quarter; also had two solo tackles and a career-high five passes defended; named NFC Defensive Player of the Week; became second player in team history (Calais Campbell) to win Player of the Week honors in two different categories after he won Special Teams Player of the Week twice during the 2011 season ... intercepted a Cam Newton pass intended for Steve Smith in the second quarter vs. Car (10/6); led the team with four passes defended and had two tackles ... collected five tackles and a team-high four passes defended vs. Sea (10/17); also had a career-long 19-yard reception in the third quarter ... registered two solo tackles and a pass defended vs. Atl (10/27); also had a 13-yard reception in the first quarter ... had four unassisted tackles and a team-high four passes defended vs. Hou (11/10); recorded season highs with six punt returns for 74 yards, including a season-long 22-yard return in the second quarter ... recorded one pass defended @ Jax (11/17); had an 11-yard reception on first-quarter TD drive and returned four punts for 22 yards ... collected three solo tackles and two passes defended vs. Ind (11/24); had a reception and a two-yard run on offense and returned three

punts for 23 yards ... collected a season-high six solo tackles and had one pass defended @ Ten (12/15) ... had two tackles and two passes defended vs. SF (12/29).

2012: Started all 16 games for the second straight season, leading the team and finishing fourth in the NFL with seven INTs ... selected to the Pro Bowl as a CB, joining Hall of Famer Rod Woodson as the only players in NFL history to be named to the Pro Bowl as both a defender and kick returner ... totaled 59 tackles, a team-high 17 passes defended and one fumble recovery ... also had 51 punt returns for 426 yards (8.4 avg.) and three catches for 11 yards and two carries for 13 yards on offense ... recorded two tackles and one pass defended vs. Sea (9/9); returned four punts for 37 yards, including a 17-yard return in the second quarter that helped to set up a Cardinals TD drive ... collected his first INT of the season @ NE (9/16), picking off Tom Brady's pass that was deflected by Darnell Dockett on the Patriots first play of the game; added three tackles, including one for loss, and one pass defended on defense; appeared on offense for two plays in a Wildcat formation, running once for 17 yards ... collected one tackle vs. Phi (9/23) and had 52 yards on five punt returns and ran one play on offense as a Wildcat QB ... recovered a fumble by Legedu Naanee and returned it 60 yards in the fourth quarter vs. Mia (9/30), the first fumble recovery of his career; also had five tackles and one pass defended; returned four punts for 18 yards ... picked off a Sam Bradford pass in the end zone during the third quarter @ STL (10/4); led the DBs with five tackles and had a team-high two passes defended; also had a season-high 76 yards on five punt returns ... recorded his third INT of the season by picking off wildcat QB Brad Smith's pass in the end zone in the fourth quarter vs. Buf (10/14); totaled four tackles and equaled a career high with three passes defended; also returned three punts for 36 yards ... recorded his fourth INT of the season vs. StL (11/25), picking off Sam Bradford in the end zone in the second quarter; added five tackles and one pass defended; returned four punts for 59 yards and matched his season-long with a 26-yard return in the first quarter ... collected his fifth INT of the season when he picked off Mark Sanchez in the second quarter @ NYJ (12/2); also had four solo tackles and one pass defended ... picked off Russell Wilson in the second quarter for his sixth INT of the year @ Sea (12/9); became first Cardinal with an INT in three straight games since Dexter Jackson in 2003; had two tackles and one pass defended; also had two punt returns for 11 yards and caught one pass for seven yards on offense ... recorded an INT for the fourth straight game vs. Det (12/16), picking off Matthew Stafford in the second quarter and returning it 31 yards to set up a go-ahead TD; became the first Cardinals player with an INT in four straight games since Aeneas Williams in 1994; led the DBs with seven tackles and had two passes defended; also returned five punts for 54 yards ... recorded two unassisted tackles and two passes defended @ SF (12/30); also had 12 yards on two punt returns; left the game in the second half with a hamstring injury.

2011: Started all 16 games at CB and had a record-setting season as a punt returner, scoring four TDs and totaling 699 yards on 44 returns ... tied the NFL single-season record and set the franchise all-time record with four punt return TDs ... established an NFL rookie record with 699 punt return yards, which is also a franchise single-season record and ranks as the second-highest single-season total in NFL history (Deshaun Howard, 875, 1996) ... led the league with four



RECORD SETTING TOUCHDOWNS

As a rookie in 2011, CB **Patrick Peterson** earned first-team All-Pro honors after tying the NFL record and becoming just the fourth player in league history to return four punts for TDs in a single season. He joined Jack Christiansen (1951) as the only rookies in NFL history with four punt return TDs.

NFL Record-Punt Return TDs In a Single Season

TDs	Player, Team, Year
-----	--------------------

- | | |
|---|--|
| 4 | Patrick Peterson, Arizona, 2011+
Devin Hester, Chicago, 2007
Rick Upchurch, Denver, 1976
Jack Christiansen, Detroit, 1951+ |
| 3 | Devin Hester, Chicago, 2010
Johnnie Lee Higgins, Oakland, 2008
Reggie Bush, New Orleans, 2008
Adam Jones, Tennessee, 2006
Devin Hester, Chicago, 2006+
Eric Metcalf, San Diego, 1997
Darrien Gordon, Denver, 1997
Desmond Howard, Green Bay, 1996
LeRoy Irvin, Los Angeles, 1981
Billy (White Shoes) Johnson, Houston, 1975
Emlen Tunnell, NY Giants, 1951 |

+Rookie season



It took Peterson just 11 games to establish a franchise career record for punt return TDs, surpassing the previous record of three which was shared by Ollie Matson and Vai Sihakema.

Franchise Career Leaders-Punt Return TDs

TDs	Player, Years
-----	---------------

- | | |
|---|--|
| 4 | Patrick Peterson, 2011 |
| 3 | Ollie Matson, 1954, 55 (2)
Vai Sihakema, 1986 (2), 87 |
| 2 | Phil Sarboe, 1935
Jerry Davis, 1948
Charley Trippi, 1948
John "Red" Cochran, 1949
Billy Stacy, 1959
Bobby Joe Conrad, 1959, 61
Johnny Roland, 1966, 70 |

All four of Peterson's punt return TDs covered at least 80 yards, making him the first player in NFL history with four punt return TDs of 80+ yards in a single season.

In NFL history, there have been six players who have returned a punt 80+ yards for a TD at least four times in their career. Peterson accomplished the feat in his first 31 career returns.

Players With 4 Punt Return TDs of 80+ Yards (Career)

TDs	Player (Team)	Years
6	Devin Hester (Chi, Atl)	2006-
5	Eric Metcalf (Cle, SD, Was)	1989-2012
4	Patrick Peterson (AZ)	2011-
	Darrien Gordon (SD, Den)	1993-2002
	Dante Hall (KC, StL)	2000-2008
	Tamarick Vanover (KC)	1995-2002





punt return TDs and 699 punt return yards and ranked second with a 15.9-yard return average ... selected to the Pro Bowl as a kick returner, becoming the first Cardinal rookie since Anquan Boldin (2003) to earn Pro Bowl honors; joined Johnny Bailey (1992) and Vai Sikahema (1986-87) as the only players in franchise history to be named to the Pro Bowl as a kick returner ... named to the AP All-Pro team as a kick returner, the only rookie named to the team ... on defense, totaled 63 tackles and one sack, and tied for second on the team with two INTs and 13 passes defended ... blocked two FGs, helping the Cardinals lead the NFL with five blocked FGs on the season ... started at CB in first career NFL game vs. Car (9/11); scored the game-winning TD with an 89-yard punt return in the fourth quarter, which marked the second-longest punt return in franchise history at the time (95 yards, Frank Bernardi, 10/14/56 at Washington); became the first player in Cardinals history to return a punt for a TD in the season opener and it was the third-longest play on opening weekend in team history; became the fifth Cardinals rookie to return a punt for a TD; also recorded three solo tackles on defense ... collected seven tackles @ Was (9/18) and returned two punts for 30 yards ... recorded his first career INT @ Sea (9/25) ... totaled a team-leading seven solo tackles and had two passes defended vs. NYG (10/2) ... matched his career high with seven unassisted tackles vs. Pit (10/23) ... returned a punt 82 yards for a TD in the second quarter @ Bal (10/30); marked his second punt return TD of the season, becoming the eighth player in franchise history to have at least two punt returns for TDs in a season; became the first player in team history with two career punt returns of 80+ yards ... scored the game-winning TD with a franchise-record 99-yard punt return in overtime vs. StL (11/6); became the first player in NFL history with three punt return TDs in his first eight career games; marked just the second game-winning punt return in overtime in NFL history (Kansas City's Tamarik Vanover, 86 yards vs. San Diego, 10/9/95); was the second-longest punt return in NFL history, behind only L.A. Rams Robert Bailey's 103-yard TD return vs. New Orleans on 10/23/94; became the first player in franchise history with three punt return TDs in a season and tied Ollie Matson and Vai Sikahema for the franchise career record; became the first player in Cardinals history and just the eighth player in the NFL since 1970 with a punt return TD in consecutive games; also had his second INT of the season, picking off Sam Bradford on a flea flicker in the first quarter, and collected four tackles and a career-high three passes defended; named NFC Special Teams Player of the Week ... blocked David Akers 30-yard FG attempt in the second quarter @ SF (11/20); also had four unassisted tackles on defense and returned two punts for 22 yards ... returned a punt 80 yards for a TD in the third quarter @ StL (11/27); fourth punt return TD gave him the most of any player in franchise history, breaking a tie with Ollie Matson and Vai Sikahema; tied the NFL single-season record with four punt return TDs in a season and was just the second rookie to do so (Jack Christiansen, Detroit, 1951); became the first player in NFL history with four punt return TDs of 80+ yards in a season; combined with his 99-yard punt return TD against the Rams in week nine, joined Vai Sikahema (two against Tampa Bay on 12/21/96) as the only Cardinals

with multiple punt return TDs against a single opponent in the same season; also led the DBs with five tackles; named NFL Special Teams Player of the Week; became the first player in team history to win Player of the Week twice in the same season against the same team; won NFC Special Teams Player of the Month for November ... collected five tackles and matched a career high with three passes defended vs. Dal (12/4) ... recorded his first career sack vs. SF (12/11), helping the Cardinals total five sacks for the second straight game; totaled five tackles and had one QB pressure; also had 44 yards on five punt returns ... had a 32-yard punt return in OT that helped lead to the game-winning FG vs. Cle (12/18); collected two tackles on defense ... posted one tackle for loss and two passes defended @ Cin (12/24); also had his first career pass reception on offense; left the game in the second half with an Achilles injury ... returned four punts for 63 yards vs. Sea (1/1/12), setting a new rookie record with 699 punt return yards on the season; surpassed previous record-holder Louis Lipps (656, 1984) with a 42-yard return in the second quarter; blocked Steven Hauschka's 24-yard FG attempt in the third quarter, his second FG block of the season and fifth overall by the Cardinals; also added four tackles on defense.

COLLEGE:

Played in 39 games (30 starts) and totaled 135 tackles, seven INTs, 22 passes defended, a forced fumble and a fumble recovery in three seasons at LSU before leaving for the NFL following his junior season ... one of the nation's most decorated collegiate players in 2010, winning both the Bednarik Award (nation's top defender) and the Thorpe Award (nation's top defensive back) ... was the first LSU player to win either award and became the first defensive back to win the Bednarik Award since Michigan's Charles Woodson in 1997 ... scored four TDs during his Tigers career, returning two punts, an INT and a blocked FG for TDs ... a unanimous All-American selection as a junior in '10 ... also became the first player in LSU history to win the Thorpe Award as the nation's top DB ... earned SEC Defensive Player of the Year and Special Teams Player of the Year honors from the league's coaches ... All-SEC first-team selection as a CB and return specialist ... a defensive captain, started all 13 games at right CB and totaled 42 tackles (29 solos), four INTs and six passes defended ... added 1.5 tackles for loss, one QB hurry and blocked a FGA for a defense that ranked in the top 12 nationally in three categories (scoring defense, pass defense and total defense) ... returned two punts for TDs ... established school records with 32 kickoffs for 932 yards, ranking first in the SEC and ninth in the country with an average of 29.1 yards per return ... 932 kick return yards ranked as the fifth-best total in SEC history and shattered the previous school record of 618 yards (Domanick Davis-1999) ... returned 26 punts for 418 yards and two TDs, placing first in the SEC and fourth in the country with an average of 16.1 yards per return ... All-SEC second-team choice by the league's coaches and media and co-recipent of LSU's Percy E. Roberts Award as the team's most outstanding defensive player during his sophomore season in '09 ... earned second-team All-American honors from the Sporting News ... started all 13 games at right CB and tallied a career-high 52



tackles (43 solos), two INTs (one of which he returned for a TD) and 13 passes defended ... also recovered one fumble ... held Georgia standout WR A.J. Green to just four catches and limited Alabama WR Julio Jones to just three receptions ... picked up a blocked FGA and raced 53 yards for a TD in the first quarter at Ole Miss ... played in 13 games with four starts as a freshman in '08, starting the final four contests of the season, including a bowl win over Georgia Tech ... totaled 41 tackles, an INT, three passes defended, a forced fumble and a QB hurry.

PERSONAL:

One of the most highly prized recruits in the country, Peterson was named the USA Today Defensive Player of the Year as a senior in 2007 at Blanche Ely

(Pompano Beach, FL) High School and was named to the Parade All-America team and the USA Today All-America Team ... played in the U.S. Army All-American Bowl and was one of six finalists for the U.S. Army Player of the Year Award ... totaled 21 tackles and five INTs as a senior, adding 733 yards rushing and 11 TDs on offense ... as a junior, earned All-Broward County first-team and 5A All-State second-team honors after totaling seven INTs and 37 tackles ... scored six TDs as a junior, three on kickoff returns, two as a receiver and one on the ground ... rushed for 213 yards on just 10 carries as a RB ... donated \$1 million to LSU's weight room that is now named after Peterson ... brother, Avery Johnson, is a WR at Cincinnati ... Sports Administration major ... wife Antonique is a doctor; the couple has a daughter, Paityn.

PETERSON CAREER STATS

Year	Team	GP/GS	Tackles			Sacks		Interceptions					FR	FF	STT
			Solo	Asst	Ttl	Sk	Yds	Int	Yds	Lg	TD	PD			
2011	Ariz	16/16	57	6	63	1.0	4	2	1	1	0	13	0	0	0
2012	Ariz	16/16	50	9	59	0.0	0	7	64	31	0	17	1	0	0
2013	Ariz	16/16	37	3	40	0.0	0	3	59	43	0	30	0	0	0
2014	Ariz	16/16	39	7	46	1.0	0	3	30	30t	1	8	0	0	0
2015	Ariz	16/16	34	1	35	0.0	0	2	41	40	0	10	0	1	2
2016	Ariz	16/16	39	7	46	0.0	0	3	27	25	0	8	0	0	1
Total		96/96	256	33	289	2.0	4	20	222	43	1	88	1	1	3

Single Game Highs:

Total Tackles: 7, five times, last @ Seattle, 12/24/16; **Solo Tackles:** 7, three times, last vs. Detroit, 12/16/12; **Sacks:** 1.0, twice, last vs. Kansas City, 12/7/14; **Interceptions:** 2, twice, last vs. St. Louis, 11/9/14; **Passes Defended:** 5, @ Tampa Bay, 9/29/13; **Fumble Recoveries:** 1, vs. Miami, 9/30/12; **Forced Fumbles:** 1, @ St. Louis, 12/6/15; **Defensive TDs:** 1, 30-yard INT return, vs. St. Louis, 11/9/14. **Punt Returns:** 6, twice, last vs. Houston, 11/10/13; **Punt Return Yards:** 127, vs. St. Louis, 11/6/11; **Long Punt Return:** 99t, vs. St. Louis, 11/6/11; **Punt Return TDs:** 1, four times, last @ St. Louis, 11/27/11.

Additional Statistics

Punt Returns: Career: 173-1,664-4 TD

Receiving: Career: 10-64; **2013:** 6-54; **2012:** 3-11; **2011:** 1-(-1).

Rushing: Career: 7-34; **2013:** 4-21; **2012:** 2-13; **2011:** 1-0.

Passing: Career: 1-1, 17 yards; **2013:** 1-1, 17 yards.

Blocked Field Goals: Career: 2; 1, vs. Seattle, 1/1/12; 1, @ San Francisco, 11/20/11.

Punt Returns

Year	Team	Att	Yds	Avg	Lg	FC	TD
2011	Ariz	44	699*	15.9	99t	22	4+
2012	Ariz	51	426	8.4	26	14	0
2013	Ariz	33	198	6.0	22	22	0
2014	Ariz	-	-	-	-	-	-
2015	Ariz	32	260	8.1	38	17	0
2016	Ariz	13	81	6.2	17	12	0
Total		173	1,664	9.6	99t	87	4

*Led NFL +Tied NFL Single-Season Record

PETERSON POSTSEASON STATS

Year	Team	GP/GS	Tackles			Sacks		Interceptions						FR	FF	STT
			Solo	Asst	Ttl	Sk	Yds	Int	Yds	Lq	TD	PD				
2014	Ariz	1/1	4	0	4	0.0	0	0	0	0	0	0	0	0	0	
2015	Ariz	2/2	3	0	3	0.0	0	1	72	72	0	1	0	0	0	
Total		3/3	7	0	7	0.0	0	1	72	72	0	1	0	0	0	

Postseason Single Game Highs:

Total Tackles: 4, @ Carolina, 1/3/15; **Solo Tackles:** 4, @ Carolina, 1/3/15; **Interceptions:** 1, @ Carolina, 1/24/16.



OLSEN PIERRE

COLLEGE: Miami (FL)

HOW ACQUIRED: FA-15

YEARS NFL/CARDINALS: 1/1

HOMETOWN: Rahway, NJ

DOB: August 27, 1991

72 // DEFENSIVE TACKLE // 6-5 // 293

PRO CAREER:

Originally signed with the Chicago Bears as an undrafted rookie free agent on 5/3/15. Released on 8/30/15. Signed to Cardinals practice squad on 10/21/15 and signed future contract with Cardinals on 1/26/16. Re-signed on a one-year tender on 4/18/17.

2016: Made 53-man roster out of training camp and was inactive for all 16 games.

tackles, 1.5 tackles for loss, two passes defended and a fumble recovery ... played in all 13 games (12 starts) as a junior and finished with 33 tackles, one sack, two passes defended and a blocked kick ... started 11 games as a sophomore, tallying 27 tackles, five tackles for loss, 1.5 sacks, three passes defended and two forced fumbles ... saw action in seven games and had four tackles as a true freshman.

COLLEGE:

Started 36 of 40 games played, notching 96 tackles, nine tackles for loss, 2.5 sacks, two forced fumbles, one fumble recovery and six passes defended ... made a career-high 13 starts as a senior and collected 32

PERSONAL:

Attended Rahway (NJ) High School where he earned All-State honors as a senior ... had 86 tackles, 22 tackles for loss and 8.0 sacks ... spent one season at Fork Union Military Academy prior to attending Miami and recorded 12 sacks.



GIVENS PRICE

COLLEGE: Nebraska

HOW ACQUIRED: FA-16

YEARS NFL/CARDINALS: 2/2

HOMETOWN: Houston, TX

DOB: October 3, 1994

78 // TACKLE // 6-4 // 310

PRO CAREER:

Signed with Cardinals as an undrafted rookie free agent on 5/2/16. Released on 9/3/16 and re-signed to practice squad on 9/4/16. Elevated to active roster on 12/14/16.

2016: Played in one game after spending first 14 weeks of the season on Cardinals practice squad ... elevated to active roster on 12/14 ... active but DNP in two games ... made NFL debut playing the final series at left tackle @ LAR (1/1/17).

lineman ... saw most extensive action as a junior in 2014, playing in all 12 games and starting three games at right tackle ... helped Cornhuskers set Big Ten modern era record for total offense with 784 yards against Florida Atlantic in his first career start ... played in eight games as a reserve lineman and on special teams in 2013 ... saw action in three contests as a redshirt freshman in 2012 ... redshirted in 2011.

COLLEGE:

Appeared in 23 games (three starts) at Nebraska, playing on both the offensive and defensive line ... was a three-time Academic All-Big Ten selection and a five-time member of the Nebraska Scholar-Athlete Honor Roll ... switched to the defensive side of the ball as a senior and saw action in two games with one tackle ... spent first three years as an offensive

PERSONAL:

Attended Alief Taylor (Houston, TX) High School where he helped lead team to a 10-2 record and a trip to the second round of the state playoffs as a senior ... part of an offense that averaged 39.6 points per game and scored 40 or more points seven times ... earned second-team All-State honors ... helped team reach third round of the state playoffs as a junior ... earned degree in Accounting/Management in May, 2015.

PRICE CAREER STATS

Year	Team	GP/GS
2016	Ari	1/0
Total		1/0



HAASON REDDICK

COLLEGE: Temple**HOMETOWN:** Camden, NJ**DOB:** September 22, 1994**ROUND 1**
13th Overall**43 // LINEBACKER // 6-1 // 235**

NOTE CARDS

- The Cardinals first round selection (13th overall) in the 2017 NFL Draft, Reddick was the first linebacker selected in the draft and the fifth defensive player chosen behind DE Myles Garrett (1st overall to Cleveland), DE Solomon Thomas (3rd overall to San Francisco), S Jamal Adams (6th overall to the Jets) and CB Marshon Lattimore (11th overall to New Orleans).
- Became the first Temple player selected in the first round of the draft since the Jets took DT Muhammad Wilkerson 30th overall in 2011 and joins Wilkerson as the only Owls players selected in the first round in the last 30 years.
- Is the third-ever Temple player drafted by the Cardinals and the first since 1943.
- After injuries ended both his junior and senior seasons at Haddon Heights High School, went to Temple as a walk-on cornerback and did not receive a scholarship until after his junior season. His mother, Raelakia, took out a loan for a meal plan so he wouldn't feel left out eating with scholarship players on the team.
- Graduated from Temple in December with a degree in Criminal Justice.

COLLEGE CAREER:

In his four seasons with the Owls, Reddick started 32 of 46 games played and totaled 150 tackles, 18.0 sacks, 46.0 tackles for loss, an INT, five forced fumbles, a fumble recovery and four passes defended. His 46.0 career tackles for loss rank second in American Athletic Conference history.

2016: Awarded a single-digit jersey given at the end of camp (changed from 58 to 7) ... Temple awards single digit numbers to the toughest players on the team as voted on by the players ... earned first-team All-American Athletic Conference honors and a Senior Bowl invite after he started all 14 games and totaled 65 tackles, 22.5 tackles for loss, 10.5 sacks, an INT, three forced fumbles and a fumble recovery ... his 22.5 tackles for loss led all players in the FBS and also set an AAC single-season record ... his 10.5 sacks also led the Owls ... had a career-high in tackles (11), tied the conference single-game record with five tackles for loss, and tied his career-high with 2.0 sacks at Memphis ... recorded his first career interception in the AAC Championship against #19 Navy.

2015: As a junior, earned a starting role at DE and finished the year having started 12 of 14 games played while earning honorable mention all-conference honors ... recorded 46 tackles, 5.0 sacks, 12.5 tackles for loss, five QB hits, two forced fumbles and a pass defended ... finished second among Temple defensive

linemen with 45 tackles and led the team with five QB pressures ... his 12.5 tackles for loss ranked ninth in the conference.

2014: Appeared in nine games as a sophomore, including two starts, before an injury suffered in practice forced him to miss the remainder of the season ... made the move from linebacker to defensive line and recorded 25 tackles, 1.5 sacks and seven tackles for loss.

2013: After not playing in the first three games of the season, went on to appear in each of the final nine contests, including four starts ... appeared mostly on special teams until midway through the year and then played linebacker, where he finished the season with 14 tackles, four tackles for loss, a sack, a pass defended and a fumble recovery.

2012: Redshirted as a true freshman.

PERSONAL:

Attended Haddon Heights (Camden, NJ) High School where he lettered three times in football, playing running back and safety ... was limited to four total games during his junior and senior seasons due to a broken leg (junior) and a torn meniscus in his knee (senior) ... a native of Camden, Reddick was awarded a Key to the City in a ceremony aboard the Battleship New Jersey the week he was drafted ... earned a degree in Criminal Justice.

REDDICK COLLEGE STATS

Year	GP/GS	Tackles			Sacks		Interceptions						FR	FF
		Solo	Asst	Ttl	Sk	Yds	Int	Yds	Lg	TD	PD			
2013	9/4	11	3	14	1.0	9	0	0	0	0	1	1	0	
2014	9/2	18	7	25	1.5	5	0	0	0	0	0	0	0	
2015	14/12	29	17	46	5.0	29	0	0	0	0	1	0	2	
2016	14/14	43	22	65	10.5	66	1	5	5	0	2	1	3	
Total	46/32	101	49	150	18.0	109	1	5	5	0	4	2	5	



JUMAL ROLLE

COLLEGE: Catawba

HOW ACQUIRED: FA-17

YEARS NFL/CARDINALS: 4/1

HOMETOWN: Wilson, NC

DOB: May 28, 1990

37 // CORNERBACK // 6-0 // 190

PRO CAREER:

Originally entered the NFL with the Buffalo Bills as an undrafted rookie free agent on 2/29/13. Released by the Bills on 8/26/13 and signed with the Saints on 8/27/13. Released by the Saints on 8/31/13 and re-signed to the team's practice squad on 9/1/14. After being released by the Saints on 10/2/13, signed to Green Bay's practice squad on 10/8/13. Elevated to Packers active roster on 12/27/13 where he spent the remainder of the season. Released by the Packers on 8/30/14 and re-signed to their practice squad on 9/1/14. Signed to the Texans active roster on 10/1/14 and appeared in 10 games for Houston that season. Released by the Texans on 11/18/15 and signed to the Ravens practice squad on 11/20/15. Promoted to the Ravens active roster on 12/15/15 where he spent the remainder of the season. Re-signed with the Ravens as an exclusive rights free agent on 4/19/16. Signed a one-year contract with the Cardinals on 5/9/17 as a free agent.

2016: Suffered an Achilles injury in offseason activities and was placed on Injured Reserve on 7/28.

2015: Appeared in nine games on the season, playing in eight contests with the Texans and one for the Ravens ... totaled three tackles ... recorded a season-high two tackles @ Mia (10/25) while a member of the Texans ... released by Houston on 11/18 and signed to the Ravens practice squad on 11/20 ... elevated to the Ravens active roster on 12/15 and posted one tackle in his Baltimore debut vs. KC (12/20).

2014: Appeared in 10 games for the Texans and totaled 14 tackles, three INTs, four passes defended and a tackle for loss after being signed to Houston's active roster from Green Bay's practice squad on 10/1 ... his three INTs tied for the team high ... also added four special teams tackles ... played on special teams in his NFL debut @ Dal (10/5) ... posted his first career multi-INT game (and the first two INTs of his career) vs. Phi (11/2); first career INT came on a Mark Sanchez pass in the second quarter and the Texans tied the game at 14 on the ensuing possession; second INT came on the Eagles final play of the third quarter ... established a career-high with six tackles vs. Ten (11/30) while also adding his third INT of the season in the third quarter.

2013: After spending time on the practice squads in New Orleans and Green Bay, was elevated to Packers active roster on 12/27 ... inactive for the regular season finale vs. Chi (12/29).

COLLEGE:

A four-year letterman (2009-12), started all 41 games in which he played during his career, missing just one game in his freshman season ... finished with 157 tackles (104 solo), six forced fumbles, two fumble recoveries, 51 passes defended and 16 INTs, the fifth-highest total in school history ... earned first-team All-South Atlantic Conference honors and was named to the Don Hansen NCAA Division II All-Super Region team in 2012 after a senior season that saw him start all 11 games and collect 56 tackles (43 solo), a league-high six INTs, 16 passes defended, two forced fumbles, one fumble recovery and four blocked kicks ... named first-team All-SAC and third-team all-region after starting all 11 games as a junior in 2011 ... recorded 30 tackles (22 solo), two INTs, 14 passes defended and a fumble recovery on the season ... started all 10 games as a sophomore in 2010 and earned first-team All-SAC and second-team all-region honors after recording 50 tackles (26 solo), including five for a loss, five INTs, three forced fumbles and 13 passes defended ... his five INTs were the most on the team for the second straight season and tied for the most in the conference ... earned a full-time starting role as a true freshman in 2009, starting all nine games in which he appeared ... tallied 21 tackles (13 solo), a team-high three INTs, a forced fumble and eight passes defended.

PERSONAL:

Attended Beddingfield (Wilson, NC) High School where he played cornerback and wide receiver while also returning both kickoffs and punts ... earned Eastern Carolina Conference Player of the Year and all-area honors as a senior in 2008 ... helped lead his team to the playoffs with 70 tackles and 11 INTs as a senior ... also played a large role on the offensive side of the ball, catching 35 passes for 620 yards and 10 TDs ... named the co-conference player of the year as a junior in 2007 and earned all-conference honors as a sophomore in 2006 ... also earned two varsity letters in basketball and four letters in indoor and outdoor track and field, running the 4x100 and the 4x400, in addition to competing in the long jump and the triple jump ... has a son, Juma Jr. ... Therapeutic Recreation major.

ROLLE CAREER STATS

Year	Team	GP/GS	Tackles			Sacks		Interceptions					FR	FF	STT
			Solo	Asst	Ttl	Sk	Yds	Int	Yds	Lg	TD	PD			
2014	Hou	10/0	13	1	14	0.0	0	3	25	13	0	4	0	0	4
2015	Hou/Bal	9/0	1	2	3	0.0	0	0	0	0	0	0	0	0	0
2016	Bal	Injured Reserve - Achilles													
Total		19/0	14	3	17	0.0	0	3	25	13	0	4	0	0	4

Single Game Highs:

Total Tackles: 6, vs. Tennessee, 11/30/14; **Solo Tackles:** 6, vs. Tennessee, 11/30/14; **Interceptions:** 2, vs. Philadelphia, 11/2/14.



JEREMY ROSS

COLLEGE: California**HOW ACQUIRED:** FA-16**YEARS NFL/CARDINALS:** 6/2**HOMETOWN:** Sacramento, CA**DOB:** March 16, 1988**15 // WIDE RECEIVER // 6-0 // 215****PRO CAREER:**

Originally signed by the New England Patriots as a rookie free agent on 7/27/11. Released on 8/30/11 and signed to Indianapolis Colts practice squad on 9/28/11, where he remained the rest of the season. Signed a future contract with Colts on 1/5/12. Released on 8/31/12. Signed to Green Bay Packers practice squad on 10/17/12. Elevated to active roster on 12/1/12. Released on 9/23/13 and signed to Detroit Lions practice squad on 10/8/13. Elevated to active roster on 10/19/13. Re-signed with Lions as exclusive rights free agent on 4/7/14 and again on 4/20/15. Released on 9/5/15 and signed to Baltimore Ravens practice squad on 9/8/15. Elevated to active roster on 10/10/15. Released on 11/17/15 and signed to Oakland Raiders practice squad on 11/19/15 before being elevated to active roster on 11/25/15. Signed with New York Jets on 4/8/16. Released on 9/3/16. Re-signed with Jets on 9/29/16 and was released on 10/11/16. Re-signed on 11/22/16. Released on 12/6/16. Signed with Cardinals on 12/14/16. Re-signed with Cardinals to one-year contract on 2/27/17.

2016: Appeared in six total games (four with Jets, two with Cardinals) ... caught four passes for 37 yards and a TD in two games with Arizona ... released by the Jets on 9/3 and re-signed on 9/29 ... saw action as kickoff and punt returner vs. Sea (10/2) and @ Pit (10/9) ... released on 10/11 ... re-signed on 11/22 ... had one punt return for 10 yards and three kick returns for 52 yards vs. NE (11/27) ... totaled 120 yards on six kickoff returns vs. Ind (12/5) ... released on 12/6 and signed with the Cardinals on 12/14 ... inactive vs. NO (12/18) ... made Cardinals debut @ Sea (12/24) ... started and had a career-high four catches for 37 yards and a TD @ LA (1/1/17); marked his fifth career TD and third receiving TD.

2015: Played in 11 total games with Baltimore and Oakland, totaling nine receptions for 88 yards, 24 punt returns for 214 yards and 19 kickoff returns for 470 yards ... signed to Ravens practice squad on 9/8 and elevated to active roster on 10/10 ... appeared in five games with the Ravens ... made season debut vs. Cle (10/11) and had five kickoff returns for 136 yards ... notched three catches for a season-high 34 yards @ SF (10/18) ... caught three passes for 21 yards vs. SD (11/1) ... released on 11/17 and signed to Raiders practice squad on 11/19 ... elevated to active roster on 11/25 and played in final six games of the season with Oakland ... returned four punts for 49 yards and four kickoffs for 91 yards @ Ten (11/29) ... had 88 yards on four kickoff returns vs. KC (12/6).

2014: Appeared in all 16 games with a career-high 13 starts for the Lions ... posted career-best numbers with 24 catches for 314 yards and a TD, 32 punt returns for 284 yards and 23 kickoff returns for 584 yards ... had a season-high 52 yards on three punt returns @ Car (9/14) ... caught three passes for 20

yards vs. GB (9/21) ... registered a single-game career-high 65 yards on two catches @ NYJ (9/28), including a career-long 59-yard TD reception in the second quarter ... tied season high with three receptions each vs. NO (10/19), @ Atl (10/26) and @ NE (11/23) ... totaled 102 yards on four kickoff returns vs. Mia (11/9) ... returned five kickoffs for season-high 126 yards in regular season finale @ GB (12/28) ... had one kick return and one punt return in Wild Card game @ Dal (1/4/15).

2013: Saw action in 13 games (two starts) with Green Bay and Detroit ... caught six passes for 67 yards and a TD while adding 17 punt returns for 263 yards and one TD and 21 kickoff returns for 514 yards and a TD ... opened the year playing the first three games of the season for the Packers ... released on 9/23 and signed to Lions practice squad on 10/8 ... elevated to Lions active roster on 10/19 and made his debut vs. Cin (10/20) ... got his first career starts @ Chi (11/10) and @ Pit (11/17); caught two passes for 28 yards against the Bears ... scored both a punt and kickoff return TD @ Phi (12/8); had a 58-yard punt return TD in the third quarter and a 98-yard kickoff return for a score in the fourth quarter; set career highs with 172 kickoff return yards and 71 punt return yards ... had a 50-yard punt return vs. NYG (12/22).

2012: Played in five games and both postseason contests for the Packers ... signed to Green Bay's practice squad on 10/17 and was elevated to active roster on 12/1 ... made NFL debut vs. Min (12/2) ... returned two punts for 62 yards vs. Ten (12/23), including a career-best 58-yard return ... had 86 yards on three kickoff returns in regular season finale @ Min (12/30) ... made playoff debut in Wild Card game vs. Min (1/5/13) and returned two kickoffs for 28 yards ... saw action in Divisional Playoff @ SF (1/12/13).

COLLEGE:

Finished his career second on Cal's all-time punt return average list with a 15.2-yard average (31 returns, 471 yards, one TD), ranking behind only DeSean Jackson's 16.7-yard average ... totaled 2,287 all-purpose yards (201 rushing, 764 receiving, 471 punt return, 851 kick return) ... played in 43 games (14 starts) and recorded 57 catches for 764 yards and three TDs ... also had 42 kick returns for 851 yards and 25 rushing attempts for 201 yards and two scores ... had a catch in 15 straight games from his junior season to start of senior season.

PERSONAL:

Attended Laguna Creek (Elk Grove, CA) where he was all-region pick and third-team All-State selection as a senior ... also named Delta League MVP after running for 964 yards on 99 carries and catching 45 passes for 718 yards ... ran the 100 and 200-meter dash in track and field ... graduated with degree in Social Welfare in May 2011.



ROSS CAREER STATS

Year	Team	GP/GS	Receiving				Lg	TD
			Rec	Yds	Avg			
2012	GB	5/0	0	0	0.0		0	0
2013	GB/Det	13/2	6	67	11.2		19	1
2014	Det	16/13	24	314	13.1		59t	1
2015	Bal/Oak	11/0	9	88	9.8		18	0
2016	NYJ/Ari	6/1	4	37	9.3		15	1
Total		51/16	43	506	11.8		59t	3

Single Game Highs:

Receptions: 4, @ Los Angeles, 1/1/17; **Receiving Yards:** 65, @ NY Jets, 9/28/14; **TDs:** 1, three times, last @ Los Angeles, 1/1/17; **Long Reception:** 59t, @ NY Jets, 9/28/14; **Long TD Reception:** 59, @ NY Jets, 9/28/14.

Additional Stats:

Rushing: Career: 5-41; 2013: 2-40; 2014: 2-(-1); 2015: 1-2.

Year	Team	Att	Punt Returns				FC	TD	Kickoff Returns				Lg	TD
			Yds	Avg	Lg				Att	Yds	Avg			
2012	GB	4	103	25.8	58	1	0		3	86	28.7		44	0
2013	GB/Det	17	263	15.5	58t	17	1		21	514	24.5		98t	1
2014	Det	32	284	8.9	28	37	0		23	584	25.4		41	0
2015	Bal/Oak	24	214	8.9	42	14	0		19	470	24.7		46	0
2016	NYJ	1	10	10.0	10	10	0		11	224	20.4		28	0
Total		78	874	11.2	58t	79	1		77	1,878	24.4		98t	1

Single Game Highs:

Punt Returns: 4, five times, last @ Tennessee, 11/29/15; **Punt Return Yards:** 71, @ Philadelphia, 12/8/13; **Long Punt Return:** 58, twice, last @ Philadelphia, 12/8/13; **Punt Return TDs:** 1, @ Philadelphia, 12/8/13; **Kick Returns:** 6, vs. Indianapolis, 12/5/16; **Kick Return Yards:** 172, @ Philadelphia, 12/8/13; **Long Kick Return:** 98t, @ Philadelphia, 12/8/13; **Kick Return TDs:** 1, @ Philadelphia, 12/8/13.

ROSS POSTSEASON STATS

Year	Team	GP/GS	Receiving				Lg	TD
			Rec	Yds	Avg			
2012	GB	2/0	0	0	0.0		0	0
2014	Det	1/0	0	0	0.0		0	0
Total		3/0	0	0	0.0		0	0

Year	Team	Att	Punt Returns				FC	TD	Kickoff Returns				Lg	TD
			Yds	Avg	Lg				Att	Yds	Avg			
2012	GB	1	0	0.0	0	0	0		2	28	14.0		28	0
2014	Det	1	0	0.0	0	1	0		1	8	8.0		8	0
Total		2	0	0.0	0	1	0		3	36	12.0		28	0

CARDINALS AND HYUNDAI HOST ANNUAL HOLIDAY FOOD DRIVE

The Cardinals hosted the team's annual holiday food drive presented by Hyundai to benefit St. Mary's Food Bank Alliance prior to last November's Cardinals-49ers game at University of Phoenix Stadium.



Volunteers from St. Mary's Food Bank Alliance and Cardinals Cheerleaders collected non-perishable food items and money for donation at all five stadium gates and the Great Lawn prior to the game.

St. Mary's Food Bank Alliance, the world's first food bank, is a non-sectarian, nonprofit organization that alleviates hunger by efficiently gathering and distributing food to more than 400 sites that serve the hungry. Serving nine of Arizona's 15 counties, the organization is committed to volunteerism, building community relationships, and improving the quality of life for Arizonans in need.



FROSTEE RUCKER

COLLEGE: Southern California**HOW ACQUIRED:** FA-13**YEARS NFL/CARDINALS:** 12/5**HOMETOWN:** Tustin, CA**DOB:** September 14, 1983**92 // DEFENSIVE TACKLE // 6-3 // 280**

NOTE CARDS

- Joined the Cardinals as a free agent in 2013 after spending his first seven NFL seasons with the Bengals (2006-11) and Browns (2012). Re-signed as a free agent to a two-year contract on 3/11/14 and agreed to a one-year extension in June 2015. Signed a one-year contract to remain with Cardinals on 3/17/17.
- Has played in 126 career games (58 starts) and totaled 314 tackles, 20 sacks, one INT, 10 passes defended, eight forced fumbles and four fumble recoveries.
- Recorded nine sacks in four seasons with the Cardinals, including a career-best five in 2014, after totaling 11 sacks in seven seasons prior to joining Arizona.
- First name given to him by his father. While serving in the military, Rucker's father worked as a DJ and was given the nickname DJ Frost by fellow soldiers. His father's name was Len, but he had it legally changed to Frostee as well.

PRO CAREER:

Originally drafted by the Cincinnati Bengals in the third round (91st overall) of the 2006 NFL Draft. Re-signed to a two-year contract with Cincinnati on 3/31/10 as a restricted free agent. Signed a five-year contract with the Browns on 3/15/12 as an unrestricted free agent before being released on 2/5/13. Signed a one-year contract with the Cardinals on 3/21/13. Re-signed with the Cardinals on 3/11/14, agreeing to a two-year contract. Signed a one-year extension in June of 2015. Signed a one-year contract to remain with Cardinals on 3/17/17.

2016: Played in 13 games (one start) and finished with 25 tackles, six for loss, a forced fumble and one pass defended ... also had five QB hits and four QB pressures ... forced a fumble by LeGarrette Blount in the third quarter that led to a Cardinals TD vs. NE (9/11); totaled four tackles, including one for loss, before leaving the game late with a knee injury ... inactive (knee) the next three games ... assisted on three tackles vs. Sea (10/23) ... collected two tackles @ Car (10/30) ... notched a season-best five tackles with a team-leading two tackles for loss and two QB hits @ Min (11/20) ... recorded three unassisted tackles @ Atl (11/27) ... finished with three solo tackles, including one for loss vs. Was (12/4) ... registered two tackles, including one for loss @ Mia (12/11) ... had one tackle for loss @ Sea (12/24).

2015: Started 13 games and recorded 43 tackles, three sacks, and nine tackles for loss ... also had one fumble recovery, one forced fumble, 12 QB pressures and 12 QB hits ... added seven tackles and four QB pressures in two playoff contests ... had four tackles vs. NO (9/13) ... forced a fumble by Jimmy Clausen in the third quarter @ Chi (9/20); also had three tackles, including one for loss ... collected first sack of the season in the third quarter vs. SF (9/27); totaled four tackles, including two for loss ... recorded four tackles vs. STL (10/4) ... posted five tackles @ Pit (10/18) ... had two tackles, including one for loss, and a 11-yard sack of Joe Flacco in the first quarter vs. Bal (10/26)

... collected three solo tackles, including one for loss, tied for team lead with three QB pressures and had two QB hits @ Cle (11/1) ... tackled Russell Wilson in the end zone for a safety in the second quarter @ Sea (11/15); also had three tackles, including one for loss and added two QB hits and a QB pressure ... led the D-line and tied career high with seven tackles vs. Cin (11/22); had one tackle for loss, two QB pressures and a QB hit; left game in second half with ankle injury ... inactive (ankle) the next three games ... returned from injury and had one tackle and a fumble recovery in the third quarter @ Phi (12/20); was his first fumble recovery since 2008 ... sacked Aaron Rodgers in the third quarter for his 20th career sack vs. GB (12/27); helped Cardinals total nine sacks in the game (third-best single-game total in franchise history and most since recording 10 sacks on 12/7/86 at Philadelphia); totaled three tackles, including one for loss, and had two QB hits ... had two tackles for loss and three QB pressures in Divisional Playoff vs. GB (1/16/16) ... recorded five tackles in NFC Championship Game @ Car (1/24/16).

2014: Had one of the best seasons of his career, playing in 15 games (eight starts) and recorded a career-high five sacks while leading the team with 14 tackles for loss ... totaled 37 tackles, nine QB hits, seven QB pressures, one pass defended and tied his career high with two forced fumbles ... started, but left in the first quarter with a calf injury vs. SD (9/8) ... inactive (calf) @ NYG (9/14) ... returned to the lineup and had one QB pressure and one QB hit vs. SF (9/21) ... sacked Peyton Manning for a three-yard loss on the first play of the second half @ Den (10/5); also had one tackle for loss, a QB pressure and a QB hit ... recorded three tackles @ Oak (10/19) ... forced a Josh Huff fumble with Eagles driving inside the 10 that Deone Bucannon recovered vs. Phi (10/26); also had two tackles ... posted four tackles and added a QB pressure and a QB hit @ Dal (11/2) ... had four tackles, including two for loss vs. STL (11/9) ... sacked Matthew Stafford for a five-yard loss in the fourth quarter vs. Det (11/16); totaled three tackles, including



one for loss ... recorded a season-high six tackles @ Sea (11/23); had two tackles for loss ... totaled three solo tackles and led the team with two tackles for loss @ Atl (11/30) ... notched his first career multi-sack game with two sacks of Alex Smith vs. KC (12/7); also had three tackles, including two for loss, two QB hits and one pass defended ... set a new career high with his fifth sack of the season in the third quarter @ StL (12/11); also forced a Tre Mason fumble in the first quarter that Larry Foote recovered and led to a FG; totaled four solo tackles, including a team-best three for loss, and had three QB pressures ... had four tackles, including one for loss vs. Sea (12/21) ... recorded four tackles, including one for loss in Wild Card game @ Car (1/3/15).

2013: Appeared in all 16 games for the third straight season and made one start, recording 14 tackles, two tackles for loss and one sack ... also had nine QB pressures and eight QB hits ... made his Cardinals debut @ StL (9/8) ... saw his most extensive action of the season, playing 43 snaps on defense and recording three tackles @ TB (9/29); had a tackle for loss, a QB pressure and a QB hit ... had a solo tackle @ SF (10/13) ... collected two tackles and one QB hit vs. Sea (10/17) ... notched his first sack as a Cardinal when he took down Matt Ryan for a 10-yard loss in the third quarter vs. Atl (10/27) ... made his first start as a Cardinal with the team beginning the game with four defensive linemen vs. Ind (11/24); collected two tackles, including one for loss, and had two QB pressures and a QB hit ... posted two QB pressures and a QB hit @ Phi (12/1) ... recorded one tackle and a QB hit vs. STL (12/8) ... collected one solo tackle, two QB pressures and a QB hit @ Ten (12/15) ... had one solo tackle, a QB pressure and a QB hit @ Sea (12/22).

2012: Started a career-high 16 games at RDE and collected 48 tackles, four sacks, a pass defended and a forced fumble ... sack total ranked third on the team and his 48 tackles were second among DL started at right end in his Browns debut and accounted for three tackles in the season opener vs. Phi (9/9) ... served as a game captain and posted four tackles, including a 10-yard sack of Andy Dalton in the fourth quarter @ Cin (9/16); sack was one of six by the Browns defense in the game; key part of a run defense

that held the Bengals to 80 rushing yards ... registered three tackles, including a two-yard sack of Andrew Luck in the third quarter @ Ind (10/21) ... part of a Browns defense that held the Chargers without a TD in a 7-6 win vs. SD (10/28) ... tied a then-career high with six tackles vs. Bal (11/4) ... posted three tackles, a sack and a forced fumble @ Dal (11/18); sack and forced fumble occurred on the same play, when he stripped Tony Romo of the ball in the fourth quarter and Craig Robertson recovered at the Browns 35; one of seven sacks on the day for the Browns; marked his first forced fumble since 10/5/08 @ Dallas as a member of the Bengals ... recorded three tackles and was part of a run defense that allowed just 49 rushing yards and a 2.5-yard average vs. Pit (11/25) ... collected two tackles, a tackle for loss and batted down a pass @ Oak (12/2); helped to hold the Raiders to 85 rushing yards, the third straight game in which the Browns held an opponent under 100 rushing yards, a first for the team since 2003 ... established a new career-high with seven tackles vs. KC (12/9), a figure that tied for the team lead; had a three-yard sack of Brady Quinn, one of five sacks on the day for the Browns ... had one tackle vs. Was (12/16), before leaving game in the fourth quarter with a groin injury ... returned from injury the following week and recorded four tackles @ Den (12/23) ... tallied two tackles in the season finale @ Pit (12/30).

2011: Appeared in all 16 games with starts in each of the final 11 contests ... also started the team's Wild Card matchup ... set career high in tackles (60) while also adding four sacks and two passes defended ... part of a Bengals defense that finished in the top-10 in total defense (7th), pass defense (9th) and rush defense (10th) ... registered two tackles and a career-high two passes defended @ Den (9/18) ... posted three tackles, two tackles for loss and added his first sack of the season when he took down Alex Smith in the third quarter vs. SF (9/25) ... totaled three tackles, including two tackles for loss, and posted his second sack of the season @ Jax (10/9); sacked Blaine Gabbert in the third quarter ... made his first start of the season at RDE vs. Ind (10/16) and had two tackles ... recorded his third sack of the season when he took down Tarvaris Jackson in the second

CARDINALS IN THE COMMUNITY

Veteran defensive tackle **Frostee Rucker** has played in the NFL for 11 years and understands the value of giving back to the community. He does that through a variety of community events and appearances.

Rucker and his teammates visited Luke Air Force Base last season in partnership with USAA for a tour of an F-16 aircraft hanger and also met with military members as part of a Veterans Day celebration. While at the event, the players, Cardinals Cheerleaders and team mascot Big Red, took pictures and signed autographs.

On behalf of the American Diabetes Association, Rucker spoke to a group of 60 students at Keller Elementary School in Mesa, AZ about making healthy choices. He also spent some time gardening with the students to stress the importance of nutritional eating habits. Rucker is a part of the association's "Team Tackle" initiative which brings current and former football players together to increase diabetes awareness.

During the holiday season, Rucker participated in the team's "Teddy Bear Express" event at Phoenix Children's Hospital. The players delivered white personalized Cardinals teddy bears to children in the pediatric units throughout the hospital.





quarter @ Sea (10/30); sack came on 1st-n-10 from the Cincinnati 11-yard line and helped the Bengals stall a Seattle scoring drive at the one-yard line just prior to halftime; also added a tackle and two QB hits; marked his third sack in five games after recording three sacks in his first five seasons (37 games) combined ... finished with a season-high five tackles, two tackles for loss and his fourth sack of the season vs. Pit (11/13); marked his fourth sack in a span of seven games ... matched his season high with five tackles @ Pit (12/4) ... recorded four tackles vs. Hou (12/11), marking his fifth straight game with at least four tackles ... posted five tackles and a tackle for loss in the regular season finale vs. Bal (1/1/12) ... received his first career postseason start in the Wild Card matchup @ Hou (1/7/12) and had two tackles.

2010: Saw action in nine games with three starts before a knee injury forced him to miss the final seven games ... notched 20 tackles, a sack and a pass defended ... registered his best outing of the season @ Car (9/26) when he recorded two tackles, a sack, a tackle for loss and a pass defended against the Panthers; sacked Jimmy Clausen on the Panthers final drive of the first half ... made his first start of the season at RDE and totaled two tackles @ Atl (10/24) ... earned his second straight start and added four tackles vs. Mia (10/31) ... made his third straight start and posted a season-high five tackles, including a tackle for a loss, in the MNF matchup vs. Pit (11/8) ... registered one tackle @ Ind (11/14) before leaving the game with a knee injury ... inactive (knee) vs. Buf (11/21) ... placed on injured reserve (knee) on 11/22.

2009: Appeared in 12 contests, with one start and finished the season with 22 tackles, a sack, his first career INT and a career-high three passes defended ... also appeared in the team's Wild Card matchup ... inactive for the first three games ... saw his first action of the season as a reserve @ Cle (10/4), recording one tackle ... inactive (ankle) vs. Hou (10/18) ... registered two tackles, a sack and four QB hits vs. Chi (10/25); took down Jay Cutler for a 10-yard loss in the first quarter; four QB hits were the most for a Cincinnati player in a single game in '09 ... led the DL with four tackles vs. Bal (11/8) ... recorded three tackles and his first career INT in an 18-12 win @ Pit (11/15); INT came on a key play in the third quarter, when he stepped in front of a Ben Roethlisberger pass and returned it 26 yards to the Pittsburgh 14-yard line; Bengals tied the score on the ensuing possession on a 23-yard FG ... registered two tackles vs. Cle (11/29) and was part of a Bengals defense that allowed just 169 net yards on the day, the lowest output for a Cincinnati opponent since allowing 154 yards at Pittsburgh on 12/4/83 ... made his first start of year in season finale @ NYJ (1/3/10) and recorded two tackles ... made his first career postseason appearance and registered one tackle in the Wild Card matchup vs. NYJ (1/9/10).

2008: Started four of the 11 games in which he played before a hamstring injury landed him on injured reserve ... totaled 35 tackles, a sack, a pass defended, two forced fumbles and two fumble recoveries, with his two forced fumbles tying for the team lead ... made first NFL start in the season opener @ Bal (9/7) and forced a fumble by Todd Heap less than a minute into the contest; also finished with a then-career high six

tackles ... started for the second consecutive week and registered five tackles vs. Ten (9/14) ... posted two tackles and set up a Bengals FG drive by forcing a Tony Romo fumble near the end of the first half @ Dal (10/5) ... recorded his first career sack when he took down Brett Favre on 3rd down in the third quarter @ NYJ (10/12) ... returned to the starting lineup vs. Phi (11/16) and registered three tackles and a fumble recovery; scooped up a Donovan McNabb fumble in the first quarter and returned it six yards to the Philly one-yard line, leading to a FG ... started @ Pit (11/20) and had one tackle before a hamstring injury forced him from the game ... placed on injured reserve (hamstring) on 11/24.

2007: Saw action in five games and totaled 10 tackles while also adding his first career forced fumble and first career fumble recovery ... inactive for the first three games with a hamstring injury suffered during preseason ... made his NFL debut and notched one tackle in a MNF matchup vs. NE (10/1) ... in his second career game, recovered a Jeff Webb fumble in the third quarter @ KC (10/14) that led to a Bengals FG on the ensuing possession ... DNP vs. NYJ (10/21) ... inactive vs. Pit (10/28) ... played as a reserve on the d-line @ Buf (11/4) ... saw extensive action along the d-line @ Bal (11/11), registering four tackles and his first career forced fumble; forced a Willis McGahee fumble in the fourth quarter that was recovered by Cincinnati and led to a FG on the ensuing possession ... inactive for each of the next six games ... saw action in the season finale @ Mia (12/30) and had four tackles.

2006: Suffered a shoulder injury in the preseason opener and was inactive the first three games of the regular season before being placed on injured reserve (shoulder) on 9/27.

COLLEGE:

A three-year letterman, Rucker saw action in 39 contests (30 starts) ... totaled 111 tackles, four forced fumbles, four fumble recoveries and two INTs in his collegiate career ... helped the Trojans capture back-to-back National Championships (2003-04) ... began collegiate career at Colorado State in 2001 and red-shirted his lone season there ... as a senior in 2005, named first-team All-Pac 10 and was voted co-winner of USC's Most Inspirational Player Award after starting every game for the 12-1 Trojans ... posted a career-best 56 tackles, 6.5 sacks and logged a team-high 14 tackles for loss ... started 12 of 13 games as a junior in 2004 as USC won the National Championship after defeating Oklahoma 55-19 in the Orange Bowl ... posted 29 tackles, 7.5 tackles for loss and 2.5 sacks ... began his career at USC in 2003 as a sophomore backup DE, but started five games late in the season ... transferred to USC from Colorado State in 2002 and sat out the season under NCAA rules ... redshirted at Colorado State in 2001.

PERSONAL:

Attended Tustin (CA) High School where he played RB and LB ... as a senior in 2000, named to the All-CIF Division VI first team (as a RB), Orange County Register All-Orange County second team (as a LB) and All-Golden West League MVP ... attended Santa Ana (CA) High School as a junior ... Sociology major.



RUCKER CAREER STATS

Year	Team	GP/GS	Tackles			Sacks		Interceptions					FR	FF	STT
			Solo	Asst	Ttl	Sk	Yds	Int	Yds	Lg	TD	PD			
2006	Cin	0/0	0	0	0	0.0	0	0	0	0	0	0	0	0	0
2007	Cin	5/0	7	3	10	0.0	0	0	0	0	0	0	1	1	0
2008	Cin	11/4	22	13	35	1.0	7	0	0	0	0	1	2	2	0
2009	Cin	12/1	12	10	22	1.0	10	1	26	26	0	3	0	0	0
2010	Cin	9/3	11	9	20	1.0	8	0	0	0	0	1	0	0	0
2011	Cin	16/11	33	27	60	4.0	24	0	0	0	0	2	0	0	0
2012	Cle	16/16	29	19	48	4.0	22	0	0	0	0	1	0	1	0
2013	Ariz	16/1	7	7	14	1.0	10	0	0	0	0	0	0	0	0
2014	Ariz	15/8	24	13	37	5.0	29	0	0	0	0	1	0	2	0
2015	Ariz	13/13	25	18	43	3.0	26	0	0	0	0	0	1	1	0
2016	Ariz	13/1	17	8	25	0.0	0	0	0	0	0	1	0	1	0
Total		126/58	187	127	314	20.0	136	1	26	26	0	10	4	8	0

Single Game Highs:

Total Tackles: 7, twice, last vs. Cincinnati, 11/22/15; **Solo Tackles:** 5, vs. Cincinnati, 11/22/15; **Sacks:** 2.0, vs. Kansas City, 12/7/14; **Interceptions:** 1, @ Pittsburgh, 11/15/09; **Fumble Recoveries:** 1, four times, last @ Philadelphia, 12/20/15; **Forced Fumbles:** 1, eight times, last vs. New England, 9/11/16.

RUCKER POSTSEASON STATS

Year	Team	GP/GS	Tackles			Sacks		Interceptions						FR	FF	STT
			Solo	Asst	Ttl	Sk	Yds	Int	Yds	Lq	TD	PD				
2009	Cin	1/0	1	1	2	0.0	0	0	0	0	0	0	0	0	0	
2011	Cin	1/1	1	1	2	0.0	0	0	0	0	0	0	0	0	0	
2014	Ariz	1/1	3	1	4	0.0	0	0	0	0	0	0	0	0	0	
2015	Ariz	2/2	3	4	7	0.0	0	0	0	0	0	0	0	0	0	
Total		5/4	8	7	15	0.0	0	0	0	0	0	0	0	0	0	

Postseason Single Game Highs:

Total Tackles: 5, @ Carolina, 1/24/16; **Solo Tackles:** 3, @ Carolina, 1/3/15.



RICKY SEALS-JONES

COLLEGE: Texas A&M
HOMETOWN: Sealy, TX
DOB: March 15, 1995

HOW ACQUIRED: FA-17

◆ **ROOKIE** ◆

86 // TIGHT END // 6-5 // 243

COLLEGE CAREER:

Appeared in 39 games (31 starts) at Texas A&M and had 123 receptions for 1,442 yards (11.7 yard avg.) and 10 TDs while playing wide receiver ... played 11 games as a junior in 2016 and had 26 receptions for 333 yards and one TD ... as a sophomore in 2015, saw action in all 13 games (11 starts) and posted 45 catches for 560 yards and four TDs ... as a freshman in 2014, saw action in all 13 games (10 starts) and recorded 49 receptions for 465 yards and four TDs ... played in two games as a true freshman in 2013 before suffering a season-ending injury.

PERSONAL:

Attended Sealy (TX) High School where he was named a U.S. Army All-American ... missed a large portion of his senior season after being injured in an early-season game, but returned to action late in the year ... in 2011, lined up at quarterback and recorded 114 carries for 1,245 yards and 15 TDs, along with 761 passing yards and eight TDs to earn District 24-3A MVP honors ... on defense, recorded 68 tackles and 5 INTs as a junior ... five-star recruit by Scout.com, four-star recruit by ESPN.com and Rivals.com ... cousin is Pro Football Hall of Fame RB Eric Dickerson ... majored in Sports Management.



SOJOURN SHELTON

COLLEGE: Wisconsin

HOMETOWN: Fort Lauderdale, FL

DOB: December 25, 1994

HOW ACQUIRED: FA-17

◆ **ROOKIE** ◆

23 // CORNERBACK // 5-9 // 177

COLLEGE CAREER:

Started a school-record 51 games and matched a school record by playing in 54 career contests ... finished his career with 125 tackles, nine INTs (tied for the eighth-most in school history), 41 passes defended (sixth most in school history), two forced fumbles and one fumble recovery ... as a senior in 2016, started all 14 games, had a career-high four INTs, led the team with 12 passes defended and was named first-team All-Big Ten ... as a junior in 2015, started all 13 games for the nation's top-ranked scoring defense (13.7 ppg) and finished with 29 tackles, an INT and seven passes defended ... named honorable mention All-Big Ten ... as a sophomore in 2014, started 12 of 14 games played and finished the year with 33 tackles and six pass breakups ... helped UW rank No. 4 nationally in passing defense at 168.0 yards per game and No. 4 in opponent completion percentage at 49.0 ... in 2013, played in all 13 games with 12 starts as a true freshman and

finished season with 36 tackles, four INTs and seven passes defended ... became first true freshman to start a UW season-opener since Travis Frederick in 2009 ... tied for third in the Big Ten with four INTs, which also ranked No. 3 nationally among true freshmen.

PERSONAL:

First name pronounced "SO-jurn" ... attended Plantation (FL) High School where he was named first-team all-county by the South Florida Sun and the Miami Herald as a senior ... returned three punts for TDs and recorded an INT, 16 pass breakups and 22 tackles ... as a junior, recorded three INTs at cornerback and was named to the Broward County Super 11 by the Sun Sentinel ... active in 100 Black Men of Great Ft. Lauderdale and Junior Achievement while also serving as a motivational speaker for Plantation area little leaguers ... earned a bachelor's degree in Life Sciences Communication.



A.Q. SHIPLEY

COLLEGE: Penn State

HOW ACQUIRED: FA-15

YEARS NFL/CARDINALS: 6/3

HOMETOWN: Moon Township, PA

DOB: May 22, 1986

53 // CENTER // 6-1 // 307

NOTE CARDS

■ Originally signed with Cardinals as a free agent in 2015 after spending two seasons with Colts (2012, 2014) and one with Ravens (2013). Re-signed to a two-year contract on 3/9/17.

■ Started all 16 games at center in 2016, the only Cardinals O-lineman to start every game, and helped Arizona total 418 points (fourth-most in franchise history) and finish as the NFL's #9 ranked offense.

PRO CAREER:

Originally drafted by the Steelers in the seventh round (226th overall) of the 2009 NFL Draft. Released on 9/5/09 and added to Steelers practice squad on 9/6/09 where he remained for the entire season. Signed with Eagles on 1/11/10. Released on 9/4/10. Added to Eagles practice squad on 9/5/10 and spent the entire season there. Signed to a future contract by the Eagles on 1/10/11. Released on 9/2/11. Signed with Colts on 1/28/12. Released on 9/10/12 and added to Colts practice squad on 9/11/12. Elevated to active roster on 10/1/12. Traded to Ravens for a conditional 2014 draft pick on 5/9/13. Released on 8/30/14 and claimed off waivers by Colts on 8/31/14. Signed a two-year contract with Cardinals as a free agent on 3/11/15. Re-signed with the Cardinals to a two-year contract on 3/9/17.

2016: Started at center in all 16 games, the only Cardinals O-lineman to start every game ... helped Arizona total 418 points (fourth-most in franchise history) and finish as the NFL's #9 ranked offense ...

helped Cardinals rush for 92 yards and a TD on 19 attempts vs. NE (9/11) ... blocked as Cardinals allowed just one sack in 36 pass plays and ran for 105 yards and a TD on 30 attempts vs. TB (9/18) ... helped Arizona run for 118 yards on 25 carries vs. LA (10/2) ... blocked as Cardinals rushed for 172 yards and two TDs on 37 attempts and allowed just one sack @ SF (10/6) ... helped Cardinals run for 171 yards and three TDs on 35 carries while not allowing a sack vs. NYJ (10/17) ... blocked as Arizona rushed for 132 yards on 37 attempts vs. Sea (10/23) ... helped Cardinals rush for 135 yards and a TD on 28 carries @ Min (11/20) ... part of line that limited Redskins to two sacks in 48 pass plays vs. Was (12/4) ... helped block as Cardinals ran for season-high 175 yards and a TD on 27 attempts @ Mia (12/11) ... blocked as Arizona ran for 116 yards and three TDs while allowing just one sack vs. NO (12/18) ... helped Cardinals run for three TDs and allow just one sack @ Sea (12/24) ... helped Cardinals allow just one sack and score season-high 44 points @ LA (1/1/17).



2015: Appeared in 12 games with three starts, playing mainly as a FB/eligible lineman ... helped the Cardinals finish with the #1 offense in the NFL for the first time in team history and set franchise record for points (489) and TDs (59) ... started at FB twice and at C in Week 15 with Lyle Sendlein injured ... served as FB and lead blocker on Andre Ellington's one-yard TD run in the second quarter vs. NO (9/13) ... DNP @ Chi (9/20) ... played as a FB on five short-yardage snaps vs. SF (9/27); also played center for the last three snaps of the game ... played one snap at FB in the first quarter vs. StL (10/4) ... played center for 10 snaps in the fourth quarter @ Det (10/11) ... DNP @ Pit (10/18) ... started at FB and played seven total snaps vs. Bal (10/26) ... played 13 snaps as a FB @ Cle (11/1) ... DNP the next two games ... started at FB and appeared in six plays @ SF (11/29) ... played five snaps at center on final possession @ StL (12/6) ... appeared for nine snaps at FB vs. Min (12/10) ... started at C with Lyle Sendlein injured and helped Cardinals run for season-high 230 yards and three TDs on 39 attempts @ Phi (12/20); marked most rushing yards by the team in over four years (268, @ StL, 11/27/11) ... played the final 10 snaps of the game at C and appeared at FB for one snap in the first half vs. GB (12/27) ... saw action at C on the last five snaps vs. Sea (1/3/16) ... DNP in Divisional Playoff vs. GB (1/16/16) and NFC Championship Game @ Car (1/24/16).

2014: Played in 15 games (five starts) after being claimed off waivers by Indianapolis on 8/31 ... started the first four games of the season at C and then started at LG in Week 17 ... started in season opener @ Den (9/7) and helped block as Colts finished with 408 total yards ... made second straight start vs. Phi (9/15) as Indy did not allow a sack and ran for 169 yards ... helped Colts generate 529 total yards @ Jax (9/21), the 10th highest single-game total in franchise history; also blocked as Andrew Luck tied his then career high with four TD passes ... part of offensive line that held the Titans without a sack vs. Ten (9/28); Colts totaled 498 yards and Luck again threw for four TD passes ... played in the next eight games on special teams and as a reserve lineman ... filled in at C after Jonothan Harrison was injured @ Cle (12/7) and helped Colts rally from 21-7 third-quarter deficit to a 25-24 victory ... inactive vs. Hou (12/14) ... started at LG in regular season finale @ Ten (12/28) but left in second quarter with ankle injury ... inactive (ankle) for Wild Card game vs. Cin (1/4/15) ... played on special teams in Divisional Playoff game @ Den (1/11/15) and AFC Championship Game @ NE (1/18/15).

2013: Played in all 16 games and made a career-high nine starts at LG with Baltimore after being

acquired in an offseason trade ... helped Joe Flacco set career highs with 362 completions, 614 attempts and 3,912 passing yards ... appeared on special teams the first seven games of the season ... saw action at LG for an injured Kelechi Osemele @ Mia (10/6) ... made first start of the season @ Cle (11/3) and started every game the rest of the season ... helped Ravens rush for 174 yards, including a season-high 131 yards by Ray Rice @ Chi (11/17).

2012: Saw action in 14 games with five starts at C in his first season on an active roster ... made NFL debut @ Chi (9/9) ... released on 9/10 and added to Colts practice squad the next day ... signed to 53-man roster on 10/1 ... made first career start vs. GB (10/7) and helped Andrew Luck throw for 362 yards and two TDs ... replaced the injured Samson Satele at C vs. Mia (11/4) and helped Colts total 516 yards ... started @ Jax (11/8) and blocked as Colts ran for 138 yards ... came on to replace the injured Satele vs. Ten (12/9) and then started the last three games of the season: @ Hou (12/16), @ KC (12/23) and vs. Hou (12/30) ... saw action on special teams in his playoff debut in Wild Card game @ Bal (1/6/13).

COLLEGE:

Started his final 39 games at center for Penn State ... won the Rimington Trophy as the nation's top center as a senior in 2008 ... also was an All-American and Big Ten Offensive Lineman of the Year ... helped Nittany Lions go 11-2 and earn a Rose Bowl invitation in 2008 ... earned first-team All-Big Ten honors from the league's coaches as a junior and was a candidate for the Rimington Trophy ... moved to center full-time during the spring prior to his sophomore year ... played on both the offensive and defensive lines as a redshirt freshman in 2005 ... redshirted and played defensive tackle on the scout team in 2004.

PERSONAL:

Full name is Allan Quay Shipley ... attended Moon Area (Moon Township, PA) High School where he helped team reach the 2003 Western Pennsylvania District Class AAA semifinals after winning the Parkway Conference championship ... four-year starter totaled 243 tackles, 41 tackles for loss and 13 sacks ... totaled 53 tackles, 13 tackles for loss, three sacks and two forced fumbles as a senior ... selected to Pittsburgh Post-Gazette Fabulous 22, the Pittsburgh Tribune-Review Terrific 25 and the Harrisburg Patriot-News Platinum 33 ... also a three-year starter in basketball and was a two-year captain of both football and basketball teams ... married to his wife, Shari, in June of 2017. majored in Labor and Industrial Relations.

SHIPLEY CAREER STATS

Year	Team	GP/GS
2012	Ind	14/5
2013	Bal	16/9
2014	Ind	15/5
2015	Ariz	12/3
2016	Ariz	16/16
Total		73/38

SHIPLEY POSTSEASON STATS

Year	Team	GP/GS
2012	Ind	1/0
2014	Ind	2/0
2015	Ariz	0/0
Total		3/0



DREW STANTON

COLLEGE: Michigan State**HOW ACQUIRED:** UFA-13 (Colts)**YEARS NFL/CARDINALS:** 10/5**HOMETOWN:** Farmington Hills, MI**DOB:** May 7, 1984**5 // QUARTERBACK // 6-3 // 243**

NOTE CARDS

- Signed a three-year contract with the Cardinals on 3/13/13 as a free agent, reuniting with head coach Bruce Arians, who coached Stanton in Indianapolis in 2012. Agreed to terms on a two-year contract to remain with the Cardinals on 3/8/16.
- Improved to 6-3 as a starting QB in four seasons with Cardinals when he started for the injured Carson Palmer (concussion) in Week 5 of 2016 season at San Francisco and threw a pair of TD passes to lead Arizona to a 33-21 victory.
- Saw the most significant action of his career for the Cardinals in 2014, playing in nine games and setting career highs with eight

starts, 132 completions, 240 attempts, 1,711 yards and seven TD passes. Went 5-3 as a starter and 6-3 in games he played for Arizona in 2014, including a 4-0 record in home games.

- Started in place of the injured Carson Palmer (shoulder) in Week 2 of the '14 season and led the Cardinals to a road win over the NY Giants. It was the first game he played since 12/19/10 vs. Tampa Bay as a member of the Lions, a span of 1,365 days between appearances.
- Threw a TD on his first career NFL pass attempt (one-yard pass vs. Jacksonville in '08), becoming just the second Lions QB ever to accomplish that feat (Chuck Long, 1986).

PRO CAREER:

Originally drafted by the Detroit Lions in the second round (43rd overall) of the 2007 NFL Draft. Re-signed with Detroit on 7/29/11 as an unrestricted free agent. Signed with the Jets as a free agent on 3/16/12 before being traded from New York to Indianapolis on 3/23/12 for a sixth round pick in the 2012 NFL Draft. Signed a three-year contract with the Cardinals on 3/13/13 as a free agent. Agreed to terms on a two-year contract to remain with the Cardinals on 3/8/16.

2016: Played in five games with one start and was 19-of-48 passing for 192 yards, two TDs and three INTs ... DNP as No. 2 QB in 11 games ... played final three drives and was 1-of-4 for 11 yards vs. TB (9/18) ... came on for the final two drives after Carson Palmer was injured and went 4-of-11 for 37 yards with two INTs vs. LAR (10/2) ... made only start of the season with Palmer injured and threw for 124 yards and two TDs on 11 of 28 passing @ SF (10/6); marked third career game with multiple TD passes; improved to 6-3 as a starter with Cardinals ... played in the final drive and completed only pass attempt for 12 yards vs. NYJ (10/17) ... played final possession and was two-of-four for eight yards with one INT @ LAR (1/1/17).

2015: Played in seven games while serving as No. 2 QB ... DNP in nine games and two playoff contests ... completed 11-of-25 passes for 104 yards ... played the final three snaps of the game vs. SF (9/27) ... saw action in the fourth quarter @ Det (10/11), completing one-of-four attempts for 10 yards ... appeared for one snap on a 1st-n-goal in the third quarter @ SF (11/29) ... played QB during the final series @ StL (12/6), completing his only pass attempt for six yards ... appeared for five snaps and had one pass attempt @ Phi (12/20) ... played in final 10 snaps of the game and completed only pass attempt for four yards vs. GB (12/27) ... played the entire second half vs. Sea (1/3/16); was 8-of-18 passing for 84 yards and two INTs ... DNP in Divisional Playoff vs. GB (1/16/16) and NFC Championship Game @ Car (1/24/16).

2014: Started eight of nine games played and set career highs with 132 completions, 240 attempts, 1,711 yards and seven TD passes ... went 5-3 as a starter ... started three games from Weeks 2-5 when Carson Palmer was out with a shoulder injury and then took over in Week 10 after Palmer's knee injury and remained the starter until Week 15 when he suffered a knee injury of his own ... DNP vs. SD (9/8) ... in his first game action since 2010, started for the injured Palmer and completed 14-of-29 passes for 167 yards @ NYG (9/14); marked first start since 12/19/10 with the Lions, a period of 1,365 days ... was 18-of-33 passing for 244 yards and a career-high two TDs vs. SF (9/21); threw TD passes of 24 and 21 yards in the third quarter to John Brown to bring the Cardinals back from a 14-6 halftime deficit to a 23-14 victory; completed 5-of-7 passes for 104 yards and two scores in the third quarter alone; also ran for 16 yards on six carries ... completed 11-of-26 passes for 118 yards @ Den (10/5); left the game in the third quarter with a concussion ... DNP in the next four games ... with Palmer suffering a season-ending knee injury in the fourth quarter, came on in relief and led four-play, 89-yard TD drive for the go-ahead score vs. StL (11/9); completed all three pass attempts for 85 yards, including the game-winning 48-yard TD pass to John Brown and had a four-yard run on the drive; finished the game 3-of-5 for 85 yards ... threw for a career-high 306 yards and tied career best with two TD passes on 21-of-32 passing vs. Det (11/16); marked first career 300-yard passing game; threw TD passes to Michael Floyd on first two possessions (42 and 12 yards) as Cardinals won 14-6; completed passes to 10 different receivers and had six completions of 20+ yards ... was 15-of-30 passing for 239 yards and a TD vs. KC (12/7); threw game-winning 26-yard TD pass to Jaron Brown on 3rd-n-18 in the third quarter and then completed two-point conversion pass to John Carlson; also rushed for 17 yards on four carries ... completed 12-of-20 passes for 109 yards @ StL (12/11); began the game



CARDINALS IN THE COMMUNITY

In 2008, quarterback **Drew Stanton** established “The High Five Foundation” which focuses on improving the quality of life for all people with varying disabilities through raising public awareness and inspiring individuals towards achieving personal goals.

As a result of his various fundraising initiatives, which includes an annual golf outing and a kickball tournament back in his home state of Michigan, Stanton’s foundation is able to help support funding for five different organizations: Special Olympics of Michigan, Children’s Miracle Network, Cystic Fibrosis Foundation, Orchard’s Children’s Services and Sparrow Children’s Center.

Stanton, in partnership with the Taylor Haugen Foundation and EvoShield, helped outfit the football teams at Mountain Pointe High School in Phoenix, Arizona and his high school (Harrison High School, Farmington Hills) back in Michigan with special equipment to help protect players from internal injuries.

The foundation was also able to provide uniforms for the 2014 Special Olympics Winter Games and in 2015, the High Five Foundation was presented with the Joe Falls Inspiration Award at the annual Special Olympics Inspire Greatness Gala in Detroit. The award recognizes an individual involved with Special Olympics Michigan who has had a historic and dramatic impact on the program.

Stanton is also one of the most active players on the Cardinals roster that volunteers his time to team community events. During the holiday season the past four years, Stanton participated in the team’s “Teddy Bear Express” event at Phoenix Children’s Hospital. The players delivered white personalized Cardinals teddy bears to children in the pediatric units throughout the hospital. Last December, Stanton and Cardinals teammates visited Boys Hope Girls Hope for the team’s annual Christmas Party. Boys Hope Girls Hope helps academically capable and motivated children by providing family like homes, opportunities and education through college.

This past offseason, Stanton went to Steele Children’s Research Center in Tucson to visit with kids in the cancer center. He also took part in the launch event for the NFL and United Way’s “Character Playbook” program at Greenfield Jr. High School. “Character Playbook” educates students on how to cultivate and maintain healthy relationships during their middle school years.

He also visited the Salvation Army KROC Center for two events in the offseason, first joining Arizona Governor Doug Ducey for the national “Read Across America” program to encourage reading on the birthday of Dr. Seuss. He also took part in the “Team Smile” event at the KROC Center the past two years to provide 300 kids free dental care while participating in an Easter Egg hunt.

For the second straight year, Stanton joined Cardinals teammates and hosted the team’s “Pro vs. G.I. Joe” program last season where players competed in video games with Arizona soldiers from the Wounded Warrior Regiment who are based in Iraq and Kuwait as part of a program set up through the USO.

Stanton is also a regular participant at the team’s “Light the House” party to help spread holiday cheer at the Phoenix Ronald McDonald House. He joined the Cardinals Women’s Club, Big Red and teammates the past three years at that event. The group provides the families at the house with dinner, drinks and dessert while also passing out stockings to the children.

Stanton visited the Cardinals Preparatory Academy in March of 2016 to speak to the students as part of the school’s leadership program. In 2015, he participated at the United Way and NFL’s annual “Hometown Huddle” program at Pioneer Preparatory School for a ribbon cutting to celebrate the completion of a new playground and shade structure that was destroyed in a fire. As part of that program, Stanton coached a Kids Camp for 125 students from the school to help promote the NFL’s Play 60 program.

As part of Breast Cancer Awareness month in 2015, Stanton visited Tempe High School for the Cardinals annual “Pink Game” and participated in a special halftime presentation for breast cancer survivors at a high school football game. He joined Nicole Bidwill and presented each survivor with a commemorative football. Stanton also took part in the team’s annual holiday Food Drive that year by participating in the kickoff event at St. Mary’s Food Bank.

He joined representatives from Walmart for a ribbon cutting ceremony at Camelback High School to celebrate the installation of a new football field as part of the “Neighborhood Heroes” program.

In the 2015 offseason, Stanton was part of the Anthony Bates Foundation cardiac screening day at Paradise Valley High School. The annual event provides testing for early detection of heart disease. He also visited students in the S.H.A.D.E. (Students Helping Access Doors Educationally & Socially) club at Tempe High School as part of Autism Awareness Month.

Stanton has also been a regular contributor at the Cardinals annual “Help Feed the Hungry” event at the Phoenix Rescue Mission, joining team President Michael Bidwill and players. The Cardinals group helped serve Thanksgiving dinner to those less fortunate at the Phoenix Rescue Mission. Leading up to Super Bowl XLIX in Arizona he joined Bidwill and Cardinals teammates at the NFL’s Super Bowl Legacy Grant event by participating at a press conference that was followed up by a Heads Up Football Clinic at ASU Preparatory Academy.

For more information about Stanton’s foundation and community work, visit www.highfivefoundation.org/.





with eight straight completions; left in the third quarter with a knee injury ... inactive (knee) vs. Sea (12/21), @ SF (12/28) and for Wild Card game @ Car (1/3/15).

2013: Served as the backup to Carson Palmer for all 16 games but did not play in his first season with the Cardinals.

2012: In his only season with the Colts, served as the backup to Andrew Luck in all 16 regular season games and the team's lone postseason matchup.

2011: A reserve QB during his final season with the Lions, was inactive for all 16 regular season games and the team's lone postseason game.

2010: Appeared in six games with the Lions and went 2-1 in three starts ... completed 69 of 119 pass attempts (58.0%) for 780 yards, four TDs, three INTs and a passer rating of 78.4 ... added 18 rushing attempts for 113 yards and a TD ... inactive (3rd QB) in the season opener @ Chi (9/12) ... DNP in each of the next three games ... saw his first action of the season when he entered the game late in the team's 44-6 victory over the Rams vs. StL (10/10); completed his lone pass attempt for 11 yards ... the following week, entered the game when Shaun Hill suffered a broken forearm and threw for 222 yards and a TD @ NYG (10/17); completed 19 of 34 attempts and also ran for 30 yards; TD was an 87-yard strike to Calvin Johnson that was the Lions longest play from scrimmage on the season ... DNP the following game @ Was (10/31) ... saw action late in the fourth quarter vs. NYJ (11/7) when Matthew Stafford left the game with a shoulder injury ... DNP in each of the next three games ... made his second career start and completed 16 of 24 pass attempts (66.7%) for 178 yards, a passing TD, a rushing TD and a career-high 102.4 passer rating ... made his third career start and earned his first win as a starter the following week vs. GB (12/12); completed 10 of 22 pass attempts for 117 yards, a TD and two INTs; threw game-winning 13-yard TD pass to Will Heller in the fourth quarter; also ran for 44 yards on four attempts ... completed 23 of 37 pass attempts for 252 yards an overtime win @ TB (12/19); threw a TD and had a passer rating of 91.3; marked his second straight victory as a starter and posted his second career game-winning fourth quarter comeback and second in as many weeks; led scoring drives in the final minute of the first half, regulation and OT; engineered game-tying 58-yard drive with 1:39 left to play in regulation and no timeouts, culminating in a 28-yard FG that tied the score at 20-20; led a nine-play, 63-yard drive in OT that ended in a 34-yard game-winning FG ... DNP in each of the final two games of the season.

2009: Appeared in three games and earned his first career start in his third season with the Lions ... completed 26 of 51 pass attempts for 259 yards and six INTs on the season ... added nine rushing attempts for 33 yards and a TD ... named the Lions 2009 Robert Porcher Man of the Year Award for his community service efforts and was one of 32 finalists for the NFL Walter Payton Man of the Year ... inactive (3rd QB) in each of the first four games ... DNP vs. Pit (10/11) ... saw his first action of the season @ GB (10/18) and completed 5 of 11 pass attempts for 57 yards and two INTs ... inactive (3rd QB) in each of the next six games ... DNP @ Bal (12/13) ... entered the game in the second half vs. Ari (12/20) and completed 10 of 19 pass attempts for 72 yards and an INT; ran for 10 yards and a TD on three attempts and led two four quarter

game-tying drives; rushing TD came on a one-yard QB sneak that tied the game in the fourth quarter ... made his first career start the following week @ SF (12/27) and completed 11 of 21 pass attempts for 130 yards and three INTs; rushed for 23 yards on six attempts ... DNP in the season finale vs. Chi (1/3/10).

2008: Saw his first NFL action when he appeared in three games after spending his rookie season on injured reserve ... completed 9 of 17 pass attempts for 119 yards and a TD with a 95.0 passer rating ... inactive (3rd QB) in each of the first four games ... DNP in the next four matchups ... appeared in his first career game when he saw extended playing time vs. Jax (11/9); completed 6 of 8 pass attempts for 94 yards and his first career TD pass; completed a one-yard TD pass to TE John Owens on his first career pass attempt; became just the third NFL QB in 10 years to throw a TD on his first career pass attempt (Matt Ryan-2008 and Michael Bishop-2000); became just the second Lions QB to accomplish the feat (Chuck Long, 1986) ... DNP @ Car (11/16) ... saw action in the third quarter and completed 2 of 6 pass attempts before a head injury knocked him out of the game vs. TB (11/23) ... inactive (concussion) the following week vs. Ten (11/27) ... inactive (3rd QB) vs. Min (12/7) ... DNP @ Ind (12/14) ... completed 1 of 3 pass attempts for 12 yards vs. NO (12/21) ... DNP in the season finale @ GB (12/28).

2007: Missed his rookie season after being placed on injured reserve (knee) on 8/3.

COLLEGE:

Appeared in 45 games, including 36 games (29 starts) at QB ... appeared in 13 games on special teams as a freshman ... completed 543 of 846 pass attempts (64.2%) for 6,524 yards, 42 TDs and 28 INTs during his career ... his 64.2 completion percentage set a school record and ranked second all-time in Big Ten history ... finished second in MSU history in pass attempts (846), completions (543) and passing yards (6,524) while his 42 TD passes ranked fifth all-time ... had 332 rushing attempts for 1,512 yards and 15 TDs, and his 8,036 total yards of offense were second all-time in Spartans annals ... became the first player in school history to complete 60% of their passes in three consecutive seasons ... established an MSU record with 200+ yards passing in 14 consecutive games ... was a preseason All-America selection as a senior in 2006 and despite suffering multiple injuries, started the team's first 11 games and completed 164 of 269 pass attempts (60.9%) for 12 TDs and 10 INTs ... added 110 carries for 445 yards and five TDs ... as a junior in 2005, earned honorable mention All-Big Ten honors and was a semi-finalist for the Davey O'Brien National Quarterback Award after starting every game and completing 236 of 354 pass attempts for 3,077 yards and 22 TDs ... his 22 TD passes established a new MSU single-season record while his 236 completions ranked second all-time and his 354 attempts ranked third ... became just the second player in school history to throw for over 3,000 yards in a season ... added 121 carries for 338 yards and four TDs on the ground ... as a sophomore in 2004, named Academic All-Big Ten for the second consecutive season and earned honorable mention All-Big Ten honors from the coaches and media ... presented the Governor's Award as the team's MVP ... appeared in 10 games with seven starts at



QB and completed 141 of 220 pass attempts (64.2%) for 1,601 yards, eight TDs and six INTs, with his 64.2 completion percentage ranking as the second-best single-season total in MSU history ... added 96 rushing attempts for 687 yards and five TDs ... earned Academic All-Conference honors and appeared in 13 games on special teams as a freshman in 2003 ... saw limited action at QB in four games ... led punt coverage unit with 13 tackles on the year ... redshirted in 2002.

PERSONAL:

Attended Harrison (Farmington Hills, MI) High School where he was a two-year starter and completed 234 of 357 pass attempts for 5,298 yards, 58 TDs and nine INTs while leading the team to back-to-back

state titles in 2000 and 2001 ... as a senior, was named to the Detroit News and Detroit Free Press dream teams and earned SuperPrep and PrepStar All-America honors after throwing for 2,822 yards and 31 TDs ... led the team to a perfect 14-0 record and accounted for three TDs in the Division 3 state title game ... as a junior, threw for 2,471 yards and 27 TDs ... threw two TD passes and ran for another TD in the state title game ... also lettered in baseball as a shortstop and pitcher, batting .561 as a junior ... during the 2012 offseason, was one of 24 current and former NFL players to participate in the 7th annual NFL Broadcast Boot Camp at NFL Films ... along with his wife, Kristin, the couple has a son, Asher, and a daughter, Emeric ... Kinesiology major.

STANTON CAREER STATS

Passing

Year	Team	GP/GS	Att	Cmp	Pct	Yds	Yds/Att	TD	Int	Lg	Sk	Yds Lst	Rating
2007	Det	Injured Reserve	– Knee										
2008	Det	3/0	17	9	52.9	119	7.0	1	0	41	6	35	95.0
2009	Det	3/1	51	26	50.9	259	5.1	0	6	30	5	27	26.1
2010	Det	6/3	119	69	58.0	780	6.6	4	3	87t	6	42	78.4
2011	Det	0/0	0	0	0.0	0	0.0	0	0	0	0	0	0.0
2012	Ind	0/0	0	0	0.0	0	0.0	0	0	0	0	0	0.0
2013	Ariz	0/0	0	0	0.0	0	0.0	0	0	0	0	0	0.0
2014	Ariz	9/8	240	132	55.0	1,711	7.1	7	5	49	11	66	78.7
2015	Ariz	7/0	25	11	44.0	104	4.2	0	2	21	2	8	22.8
2016	Ariz	5/1	48	19	39.6	192	4.0	2	3	29t	1	8	39.6
Total		33/13	500	266	53.2	3,165	6.3	14	19	87t	31	186	66.3

Rushing

Year	Team	Att	Yds	Avg	Lg	TD
2007	Det	Injured Reserve	– Knee			
2008	Det	3	20	6.7	15	0
2009	Det	9	33	3.7	11	1
2010	Det	18	113	6.3	20	1
2011	Det	0	0	0.0	0	0
2012	Ind	0	0	0.0	0	0
2013	Ariz	0	0	0.0	0	0
2014	Ariz	25	63	2.5	13	0
2015	Ariz	13	-13	-1.0	-1	0
2016	Ariz	3	-3	-1.0	-1	0
Total		71	213	3.0	20	2

Single Game Highs:

Attempts: 39, @ Atlanta, 11/30/14; **Completions:** 24, @ Atlanta, 11/30/14; **Completion Pct:** 66.7, vs. Chicago, 12/5/10 (16-24); **Passing Yards:** 306, vs. Detroit, 11/16/14; **Passing TDs:** 2, three times, last @ San Francisco, 10/6/16; **Interceptions:** 3, @ San Francisco, 12/27/09; **Long Pass:** 87t, @ NY Giants, 10/17/10; **Rating:** 102.4, vs. Chicago, 12/5/10 (24-16-0, 178 yds., 1 TD); **Rushing Yards:** 44, @ Green Bay, 12/12/10; **Rushing TDs:** 1, twice, last vs. Chicago, 12/5/10; **Long Run:** 20, @ NY Giants, 10/17/10.

Career Regular Season Record as a Starter: 8-5 (.615): 0-1 (.000) in 2009; 2-1 (.667) in 2010; 5-3 (.625) in 2014; 1-0 (1.000) in 2016.

STANTON POSTSEASON STATS

Passing

Year	Team	GP/GS	Att	Cmp	Pct	Yds	Yds/Att	TD	Int	Lg	Sk	Yds Lst	Rating
2011	Det	0/0	0	0	0.0	0	0.0	0	0	0	0	0	--
2012	Ind	0/0	0	0	0.0	0	0.0	0	0	0	0	0	--
2014	Ariz	0/0	0	0	0.0	0	0.0	0	0	0	0	0	--
2015	Ariz	0/0	0	0	0.0	0	0.0	0	0	0	0	0	--
Total		0/0	0	0	0.0	0	0.0	0	0	0	0	0	--



STANTON GAME-BY-GAME STATS

2016 (Cardinals)

Date	Opp	GP/GS	Att	Cmp	Pct	Yds	Yds/Att	TD	Int	Lg	Sk	Lst	Rating	W/L
Sept. 11	NE	DNP												
Sept. 18	TB	1/0	4	1	25.0	11	2.8	0	0	11	0	0	39.6	W
Sept. 25	@ BUF	DNP												
Oct. 2	LAR	1/0	11	4	36.4	37	3.4	0	2	15	0	0	6.8	L
Oct. 6	@ SF	1/1	28	11	39.3	124	4.4	2	0	29t	1	8	77.1	W
Oct. 17	SEA	1/0	1	1	100.0	12	12.0	0	0	12	0	0	116.7	W
Oct. 23	SEA	DNP												
Oct. 30	@ CAR	DNP												
Nov. 13	SF	DNP												
Nov. 20	@ MIN	DNP												
Nov. 27	@ ATL	DNP												
Dec. 4	WAS	DNP												
Dec. 11	@ MIA	DNP												
Dec. 18	NO	DNP												
Dec. 24	@ SEA	DNP												
Jan. 1	@ LAR	1/0	4	2	50.0	8	2.0	0	1	8	0	0	16.7	
Total		5/1	48	19	39.6	192	4.0	2	3	29t	1	8	39.6	1-0

2015 (Cardinals)

Sept. 13	NO	DNP												
Sept. 20	@ CHI	DNP												
Sept. 27	SF	1/0	0	0	0.0	0	0.0	0	0	0	0	0	--	W
Oct. 4	STL	DNP												
Oct. 11	@ DET	1/0	4	1	25.0	10	2.5	0	0	10	0	0	39.6	W
Oct. 18	@ PIT	DNP												
Oct. 26	BAL	DNP												
Nov. 1	@ CLE	DNP												
Nov. 15	@ SEA	DNP												
Nov. 22	CIN	DNP												
Nov. 29	@ SF	1/0	0	0	0.0	0	0.0	0	0	0	0	0	--	W
Dec. 6	@ STL	1/0	1	1	100.0	6	6.0	0	0	6	0	0	91.7	W
Dec. 10	MIN	DNP												
Dec. 20	@ PHI	1/0	1	0	0.0	0	0.0	0	0	0	0	0	39.6	W
Dec. 27	GB	1/0	1	1	100.0	4	4.0	0	0	4	0	0	83.3	W
Jan. 3	SEA	1/0	18	8	44.4	84	4.7	0	2	21	2	8	19.0	L
Total		7/0	25	11	44.0	104	4.2	0	2	21	2	8	22.8	0-0

Jan. 16 GB DNP

Jan. 24 @ CAR DNP

2014 (Cardinals)

Sept. 8	SD	DNP												
Sept. 14	@ NYG	1/1	29	14	49.3	167	5.8	0	0	32	4	25	66.3	W
Sept. 21	SF	1/1	33	18	54.5	244	7.4	2	0	45	0	0	98.5	W
Oct. 5	@ Den	1/1	26	11	42.3	118	4.5	0	0	33	1	10	56.2	L
Oct. 12	WAS	DNP												
Oct. 19	@ Oak	DNP												
Oct. 26	PHI	DNP												
Nov. 2	@ Dal	DNP												
Nov. 9	STL	1/0	5	3	60.0	85	17.0	1	0	48t	0	0	143.8	W
Nov. 16	DET	1/1	32	21	65.6	306	9.6	2	2	49	0	0	91.4	W
Nov. 23	@ Sea	1/1	26	14	53.8	149	5.7	0	1	33	3	9	54.8	L
Nov. 30	@ Atl	1/1	39	24	61.5	294	7.5	1	2	27	0	0	72.0	L
Dec. 7	KC	1/1	30	15	50.0	239	8.0	1	0	45	2	14	88.1	W
Dec. 11	@ StL	1/1	20	12	60.0	109	5.5	0	0	49	1	8	74.8	W
Dec. 21	SEA	Inactive - Knee												
Dec. 28	@ SF	Inactive - Knee												
Total		9/8	240	132	55.0	1,711	7.1	7	5	49	11	66	78.7	5-3
Jan. 3	@ Car	Inactive - Knee												



STANTON GAME-BY-GAME STATS

2010 (Lions)

Date	Opp	GP/GS	Att	Cmp	Pct	Yds	Yds/Att	TD	Int	Lg	Sk	Yds Lst	Rating	W/L
Sept. 12	@ Chi	Inactive-3rd QB												
Sept. 19	PHI	DNP												
Sept. 26	@ Min	DNP												
Oct. 3	@ GB	DNP												
Oct. 10	STL	1/0	1	1	100.0	11	11.0	0	0	11	0	0	112.5	W
Oct. 17	@ NYG	1/0	34	19	55.9	222	6.5	1	1	87t	2	11	73.4	L
Oct. 31	WAS	DNP												
Nov. 7	NYJ	1/0	1	0	0.0	0	0.0	0	0	0	0	0	39.6	L
Nov. 14	@ Buf	DNP												
Nov. 21	@ Dal	DNP												
Nov. 25	NE	DNP												
Dec. 5	CHI	1/1	24	16	66.7	178	7.4	1	0	46t	2	10	102.4	L
Dec. 12	GB	1/1	22	10	45.5	117	5.3	1	2	44	2	21	39.4	W
Dec. 19	@ TB	1/1	37	23	62.2	252	6.8	1	0	30	0	0	91.3	W
Dec. 26	@ Mia	DNP												
Jan. 2	MIN	DNP												
Total		6/3	119	69	58.0	780	6.6	4	3	87t	6	42	78.4	2-1

2009 (Lions)

Sept. 13	@ NO	Inactive-3rd QB												
Sept. 20	MIN	Inactive-3rd QB												
Sept. 27	WAS	Inactive-3rd QB												
Oct. 4	@ Chi	Inactive-3rd QB												
Oct. 11	PIT	DNP												
Oct. 18	@ GB	1/0	11	5	45.5	57	5.2	0	2	22	3	21	22.0	L
Nov. 1	STL	Inactive-3rd QB												
Nov. 8	@ Sea	Inactive-3rd QB												
Nov. 15	@ Min	Inactive-3rd QB												
Nov. 22	CLE	Inactive-3rd QB												
Nov. 26	GB	Inactive-3rd QB												
Dec. 6	@ Cin	Inactive-3rd QB												
Dec. 13	@ Bal	DNP												
Dec. 20	AZ	1/0	19	10	52.6	72	3.8	0	1	24	0	0	39.8	L
Dec. 27	@ SF	1/1	21	11	52.3	130	6.2	0	3	30	2	6	31.9	L
Jan. 3	CHI	DNP												
Total		3/1	51	26	50.9	259	5.1	0	6	30	5	27	26.1	0-1

2008 (Lions)

Sept. 7	@ Atl	Inactive-3rd QB												
Sept. 14	GB	Inactive-3rd QB												
Sept. 21	@ SF	Inactive-3rd QB												
Oct. 5	CHI	Inactive-3rd QB												
Oct. 12	@ Min	DNP												
Oct. 19	@ Hou	DNP												
Oct. 26	WAS	DNP												
Nov. 2	@ Chi	DNP												
Nov. 9	JAX	1/0	8	6	75.0	94	11.8	1	0	41	5	33	153.1	L
Nov. 16	@ Car	DNP												
Nov. 23	TB	1/0	6	2	33.3	13	2.2	0	0	10	0	0	42.4	L
Nov. 27	TEN	Inactive - Concussion												
Dec. 7	MIN	Inactive-3rd QB												
Dec. 14	@ Ind	DNP												
Dec. 21	NO	1/0	3	1	33.3	12	4.0	0	0	12	1	2	46.5	L
Dec. 28	@ GB	DNP												
Total		3/0	17	9	52.9	119	7.0	1	0	41	6	35	95.0	0-0



ED STINSON

COLLEGE: Alabama

HOW ACQUIRED: D5/14 (160th)

YEARS NFL/CARDINALS: 4/4

HOMETOWN: Homestead, FL

DOB: February 15, 1990

91 // DEFENSIVE TACKLE // 6-4 // 287

PRO CAREER:

The Cardinals fifth-round selection (160th overall) in the 2014 NFL Draft, Stinson has appeared in 29 games (five starts) in his first three seasons.

2016: Played in four games with one start and had six tackles, one QB pressure and one QB hit ... was inactive for 12 games ... started and had one QB pressure and one QB hit @ Buf (9/25) ... posted season-best three solo tackles vs. LAR (10/2); left with a toe injury ... inactive (toe) the next five games ... tied season high with three tackles @ Min (11/20) ... inactive the last six games.

2015: Appeared in 15 games (two starts) and posted 20 tackles, five tackles for loss, one sack, four QB pressures and a QB hit ... added six tackles, a sack and a tackle for loss in two playoff games ... recorded six tackles and a sack with two solo tackles vs. NO (9/13) ... registered two tackles, including one for loss @ Pit (10/18) ... inactive (groin) @ SF (11/29) ... started for the first time in 2015 in place of the injured Frostee Rucker and had a career-high four solo tackles @ StL (12/6); also had a team-leading two tackles for loss ... started for the second straight week and had two tackles vs. Min (12/10) ... posted his first career sack in the third quarter @ Phi (12/20), taking down Sam Bradford for a five-yard loss; also had one tackle for loss ... recorded three solo tackles, a QB pressure and a QB hit vs. Sea (1/3/16) ... had three unassisted tackles, including one for loss in Divisional Playoff vs. GB (1/16/16) ... recorded three solo tackles, including one for loss, and an 11-yard sack of Cam Newton in NFC Championship Game @ Car (1/24/16); also had one QB pressure and one QB hit.

2014: Played in 10 games with two starts and had 13 tackles, one tackle for loss, one pass defended, three QB hits and one QB pressure ... suffered toe injury and was inactive for four games before being placed on injured reserve ... assisted on one tackle in his NFL debut vs. SD (9/8) ... made first career start and had two solo tackles vs. Was (10/12) ... registered a season-high four tackles, including his first career tackle for loss and one QB hit @ Oak (10/19) ... collected two solo tackles, a QB hit and a QB pressure @ Dal (11/2); tackled Brandon Weeden a yard

short of a first down to force a punt on early fourth-quarter drive with Cardinals leading 14-10 ... assisted on two tackles and had a pass defended vs. StL (11/9) ... inactive (toe) the next four games ... returned to action @ StL (12/11) ... placed on injured reserve (toe) on 12/16.

COLLEGE:

Started 38 of 49 games in four seasons, racking up 105 tackles (56 solo), 5.5 sacks, 15.5 tackles for loss, 11 QB pressures, three fumble recoveries and a forced fumble ... key part of a defense that led the Crimson Tide to back-to-back National Championships in 2011 and 2012 ... the only Alabama defender to start every game in 2012 and 2013 ... as a senior in '13, earned All-SEC second-team honors from the Associated Press after starting all 13 games and posting a career-high 42 tackles (18 solo), with 1.5 sacks, two tackles for loss and four QB pressures ... as a junior in '12, started all 14 games at weak-side DE and was the recipient of the Bart Starr Most Improved Player Award after recording 30 tackles (20 solo), 8.5 tackles for loss, three sacks and five QB pressures to help bolster the nation's top-ranked defense ... started nine of 13 games at strong-side DE and had 19 tackles (10 solo) with two fumble recoveries and a forced fumble as a sophomore in '11 ... added a sack, five tackles for loss and posted five QB pressures ... saw action in the BCS National Championship Game victory over LSU and registered one tackle ... as a freshman in '10, played in nine games as the backup to Courtney Upshaw and earned two starts at the "Jack" position, finishing his first season with 14 tackles (eight solo) and two QB pressures ... redshirted in 2009.

PERSONAL:

Attended South Dade (Homestead, FL) High School where he was a four-star DE prospect and received Super Prep All-American honors as a senior ... posted 16 sacks with 55 tackles as a junior in 2007 ... South Dade High School is also the alma mater of former Cardinals first round pick Antrel Rolle ... hails from the same hometown as Cardinals WR John Brown; the duo played local youth football together before going on to star at different high schools ... General Studies major.

STINSON CAREER STATS

Year	Team	GP/GS	Tackles			Sacks		Interceptions					FR	FF	STT
			Solo	Asst	Ttl	Sk	Yds	Int	Yds	Lg	TD	PD			
2014	Ariz	10/2	8	5	13	0.0	0	0	0	0	0	1	0	0	0
2015	Ariz	15/2	14	6	20	1.0	5	0	0	0	0	0	0	0	0
2016	Ariz	4/1	6	1	7	0.0	0	0	0	0	0	0	0	0	0
Total		29/5	28	12	40	1.0	5	0	0	0	0	1	0	0	0

Single Game Highs:

Total Tackles: 4, twice, last @ St. Louis, 12/6/15; **Solo Tackles:** 4, @ St. Louis, 12/6/15; **Sacks:** 1.0, @ Philadelphia, 12/20/15.

STINSON POSTSEASON STATS

Year	Team	GP/GS	Tackles			Sacks		Interceptions					FR	FF	STT
			Solo	Asst	Ttl	Sk	Yds	Int	Yds	Lg	TD	PD			
2014	Ariz	Injured Reserve-Toe													
2015	Ariz	2/0	6	0	6	1.0	11	0	0	0	0	0	0	0	0
Total		2/0	6	0	6	1.0	11	0	0	0	0	0	0	0	0

Postseason Single Game Highs:

Total Tackles: 3, twice, last @ Carolina, 1/24/16; **Solo Tackles:** 3, twice, last @ Carolina, 1/24/16; **Sacks:** 1.0, @ Carolina, 1/24/16.



JAMES SUMMERS

COLLEGE: East Carolina
HOMETOWN: Greensboro, NC
DOB: June 12, 1994

HOW ACQUIRED: FA-17

◆ **ROOKIE** ◆

45 // RUNNING BACK // 6-3 // 210

COLLEGE CAREER:

Rushed for 869 yards and seven TDs on 162 carries (5.4 avg.) as a senior in 2016 to go along with 19 receptions for 109 yards and a TD reception in 12 games ... transferred to East Carolina as a quarterback in 2015 after spending his first two years at Hinds (MS) Community College ... in his first season at ECU in 2015, played in 10 games (four starts) and split time at quarterback, completing 60 of 94 pass attempts for 683 yards and five TDs to go along with 542 rushing yards and eight TDs on 96 carries ... played two seasons at Hinds Community College, where he was used primarily as a quarterback ... passed for a combined 2,874 yards, added 1,687 rushing yards and accounted for 46

total TDs during his freshman and sophomore seasons ... attended Hargrave Military Academy prior to enrolling at Hinds.

PERSONAL:

Attended Page (Greensboro, NC) High School where he led the team to a 15-0 record and a Class 4AA State Championship in 2011 as a senior quarterback ... passed for 1,506 yards and 20 TDs, while adding 1,632 rushing yards and 22 TDs as a senior ... threw a pair of TD passes and ran for 116 yards to help Pirates capture the state title ... two-time All-Metro Conference selection ... earned conference offensive player of the year honors as a senior ... also lettered in basketball ... majored in Communications.



PASONI TASINI

COLLEGE: Utah
HOMETOWN: Wailuku, HI
DOB: May 31, 1993

HOW ACQUIRED: FA-17

◆ **ROOKIE** ◆

65 // DEFENSIVE TACKLE // 6-3 // 307

COLLEGE CAREER:

Played his final two seasons at Utah and appeared in 20 games, collecting 38 tackles, 10.5 tackles for loss, 2.5 sacks, and two forced fumbles after beginning his collegiate career at Snow (UT) College ... as a senior in 2016, played in 13 games (10 starts) and was an honorable mention All-Pac 12 selection after collecting 35 tackles, 9.5 tackles for loss, two forced fumbles, 1.5 sacks and a safety ... appeared in seven games as a junior in 2015, totaling three tackles and a sack ... originally signed with Utah out of high school in 2012, but instead went to Snow, where he played in 2012 and 2013 ... spent 2014 finishing academic coursework ... a team captain, he totaled 44 tackles, 3.5 sacks, a fumble recovery and a pass breakup in 2013 ... registered 14 tackles, one fumble recovery and one pass breakup in nine games as a freshman in 2012.

PERSONAL:

Named pronounced "pah-SO-nee" 'tah-SEE-nee" ... attended Baldwin (Wailuku, HI) High School where he was the 2010-11 Maui News Maui Interscholastic League Male Athlete of the Year and two-time MIL Defensive Player of the Year ... a three-time first-team All-MIL selection, led Baldwin to the 2011 state semifinal game ... earned league titles all four years (2008-10) he was a starter ... as a junior, he played for MIL Division I championship teams in football, basketball, volleyball and track and field, winning league titles in the shot put and discus ... placed fourth in the shot put at the 2011 state track and field meet ... three-sport MIL All-Star as a junior in 2010-11 (football, basketball and track and field) ... also lettered in volleyball ... first-team All-MIL in basketball as a sophomore and junior ... majored in Communications.



COLE TONER

COLLEGE: Harvard**HOW ACQUIRED:** D5b/16 (170th)**YEARS NFL/CARDINALS:** 2/2**HOMETOWN:** Greenwood, IN**DOB:** March 13, 1994**61 // GUARD // 6-5 // 300**

NOTE CARDS

■ The Cardinals second selection in the fifth round (170th overall) in the 2016 NFL Draft, Toner became the first offensive lineman from Harvard selected in the draft since C Matt Birk was taken in the sixth round in 1998. Birk

played 14 seasons in the NFL and was named to six Pro Bowls.

■ Posted a 3.6 GPA at Harvard while majoring in Government with a minor in Economics.

PRO CAREER:

Selected by the Cardinals with their second pick of the fifth round (170th overall) in the 2016 NFL Draft, Toner played in two games during his rookie season.

2016: Played in the last two games of the season after being inactive for 11 games and DNP in three others ... made NFL debut appearing as a FB on David Johnson's one-yard TD run in the fourth quarter @ Sea (12/24) ... played as an eligible lineman for three snaps and then saw action at LG on the final possession of the game @ LAR (1/1/17).

COLLEGE:

Started all 34 games he appeared in during four seasons at Harvard, playing both guard and tackle ... started all nine games he played as a senior in 2015 and was selected to the AP FCS All-America first team ... also tabbed to the STATS FCS All-America first team and the All-Ivy League first team ... earned Academic All-Ivy League honors and was a semifinalist for William V. Campbell Trophy (also known as the Academic Heisman) ... chosen as a finalist for Doris & Eddie Rob-

inson Scholar-Athlete Award ... appeared in the Reese's Senior Bowl following the season and was invited to the NFL Combine ... started a career-high 10 games as a junior and was named first-team All-Ivy League ... saw action in eight games as a sophomore, missing two games due to injury ... started all seven games he appeared in as a true freshman in 2012 following injuries along the offensive line.

PERSONAL:

Attended Roncalli (Indianapolis, IN) High School where he earned four letters in football and basketball ... was named a team captain in football as a senior and went on to earn first-team Class 4A All-State honors ... also earned All-State honors as a junior ... totaled 32 tackles, two sacks and an INT as a senior ... named to the Indiana Football Coaches Association Academic All-State Team ... a National Merit Scholar, was also a member of the National Honor Society ... majored in Government with a minor in Economics ... during his last two years at Harvard, interned at State Street Bank in Boston in the legal and regulatory office.

TONER CAREER STATS

Year	Team	GP/GS
2016	Ariz	2/0
Total		2/0



HAKEEM VALLES

COLLEGE: Monmouth

HOW ACQUIRED: FA-16

YEARS NFL/CARDINALS: 2/2

HOMETOWN: Sicklerville, NJ

DOB: November 23, 1992

89 // TIGHT END // 6-5 // 260

PRO CAREER:

Signed with Cardinals as an undrafted rookie free agent on 5/2/16. Released on 9/3/16 and re-signed to practice squad on 9/4/16. Elevated to active roster on 10/6/16.

2016: Played in 11 games (one start) after beginning the season on the practice squad and finished with three special teams tackles ... spent first four weeks of the season on the practice squad before being elevated to active roster on 10/6 ... started at TE in his NFL debut @ SF (10/6) ... inactive vs. NYJ (10/17) ... recorded first career special teams tackle vs. Was (12/4) ... had one special teams tackle each @ Mia (12/11) and @ LAR (1/1/17).

COLLEGE:

A two-year starter at tight end after switching from wide receiver, played in 38 games with 20 starts in his final two seasons ... totaled 40 receptions for 491

yards and three TDs ... named a team captain prior to his senior season ... started all 11 games and had 22 receptions for 236 yards, which ranked third on the team ... made the transition to tight end in fall camp as a junior and went on to play in all 11 games (nine starts) and collected 18 catches for 255 yards and three TDs in 2014 ... had a career-long 68-yard TD against Liberty ... played in all 12 games in 2013, seeing action at wide receiver and on special teams ... saw action in four games as a redshirt freshman in 2012 ... redshirted in 2011.

PERSONAL:

Last name pronounced "vuh-LESS" ... attended Peddie (Hightstown, NJ) School where he earned first-team All-New Jersey Prep honors as a junior ... younger brother, Max, was selected by the Oakland Raiders in the sixth round of the 2015 NFL Draft and is currently with the Buffalo Bills ... majored in Business Administration.

CARDINALS IN THE COMMUNITY

Tight end **Hakeem Valles** began his tenure with the Cardinals as an undrafted free agent and opened the 2016 season on the practice squad, but as the season unfolded he made his mark both on and off the field. He ended up playing in 11 games as a rookie, but he has been even more active in the Arizona community with various appearances since his arrival.

Valles led a group from the Cardinals and took part in a "Crucial Catch Day" as part of Breast Cancer Awareness Month at Sun Life Center for Women in Casa Grande last October. In November, he joined Cardinals President Michael Bidwill, Cardinals teammates and others from the organization to serve Thanksgiving dinner at the Phoenix Rescue Mission at the team's annual "Help Feed the Hungry" event.

Last December, Valles was among a group of players who participated in the team's "Teddy Bear Express" event at Phoenix Children's Hospital. The players delivered white personalized Cardinals teddy bears to children in the pediatric units throughout the hospital. He also joined his teammates at the "Light the House" party that same month to help spread holiday cheer at the Phoenix Ronald McDonald House.

This offseason, he was part of a group of Cardinals players that joined Arizona Governor Doug Ducey to participate in the annual "Read Across America" program at the Phoenix Salvation Army KROC Center. The event took place on Dr. Seuss' birthday (March 2) and helps motivate children to read and focuses the country's attention on the importance of reading. He was back at the KROC Center and partnered with teammates for the "Team Smile" event to provide 300 kids free dental care while participating in an Easter Egg hunt.

Finally, Valles was part of the Cardinals group at the statewide launch of the "Character Playbook" program in partnership with the United Way Greenfield Jr. High School. Character Playbook is a new innovative digital course that uses evidence-based strategies to educate students on how to cultivate and maintain healthy relationships during their middle school years.



VALLES CAREER STATS

Year	Team	GP/GS	Receiving		Avg	Lg	TD	STT
			Rec	Yds				
2016	Ariz	11/1	0	0	0.0	0	0	3
Total		11/1	0	0	0.0	0	0	3



JARED VELDHEER

COLLEGE: Hillsdale

HOW ACQUIRED: UFA-14 (Raiders)

YEARS NFL/CARDINALS: 8/4

HOMETOWN: Grand Rapids, MI

DOB: June 14, 1987

68 // TACKLE // 6-8 // 321

NOTE CARDS

- Signed a five-year contract with Arizona on 3/12/14 as an unrestricted free agent after spending his first four NFL seasons with the Raiders.
- Started first 43 games as a member of the Cardinals at LT (40 regular season; 3 postseason) until he was placed on injured reserve after suffering triceps injury in Week 8 of 2016 season.
- Helped pave the way as the Cardinals finished the 2015 season with the NFL's #1 ranked offense for the first time in franchise history and helped Arizona's rushing attack improve from 31st overall in 2014 to 8th overall in '15.
- Anchored a Cardinals offensive line that allowed just 27 sacks in '15, tied for the fourth-fewest in the NFL. The Cardinals tied

for sixth in the NFL with just 28 sacks allowed in 2014.

- Veldheer's first two seasons with Arizona represent two of the six lowest sack totals the Cardinals have allowed since the NFL expanded to a 16-game season in 1978.
- Named the Cardinals team MVP by the local PFWA chapter in 2014.
- Earned a spot on the Sporting News All-Rookie Team in 2010.
- When he was selected by Raiders in the third round of the 2010 NFL Draft, he became the first player from Hillsdale College selected in the draft in 30 years (WR Nate Johnson, Pittsburgh, seventh round—193rd overall, 1980). One of just 13 Hillsdale players ever selected in the NFL Draft.

PRO CAREER:

Originally drafted by the Oakland Raiders in the third round (69th overall) of the 2010 NFL Draft and appeared in 53 games (48 starts) in four seasons with the Raiders. Signed a five-year contract with the Cardinals on 3/12/14 as an unrestricted free agent and has started 40 regular season games and three postseason games at LT during his first three years in Arizona.

2016: Started the first eight games at LT before suffering season-ending triceps injury ... blocked as Cardinals rushed for 92 yards and a TD on 19 attempts vs. NE (9/11) ... led the way as Cardinals allowed just one sack in 36 pass plays and ran for 105 yards and a TD on 30 attempts vs. TB (9/18) ... blocked as Arizona ran for 118 yards on 25 carries vs. LA (10/2) ... contributed to line that helped Cardinals rush for 172 yards and two TDs on 37 attempts while allowing just one sack @ SF (10/6) ... helped Cardinals run for 171 yards and three TDs on 35 carries while not allowing a sack vs. NYJ (10/17) ... helped Arizona run for 132 yards on 37 attempts vs. Sea (10/23) ... left game in second half with arm injury @ Car (10/30) ... placed on injured reserve (triceps) on 11/1.

2015: Prior to the season was voted by his teammates as an offensive captain for the first time in his career and went on to start every game at LT for the second consecutive year ... was the only Cardinals OL to start every game ... helped Arizona finish the season as the NFL's #1 ranked offense; 27 sacks tied for the fourth-fewest allowed in the league and 1,917 rushing yards ranked eighth in the NFL ... helped Cardinals throw for 307 yards, run for 120 yards and allow no sacks or INTs vs. NO (9/13); marked just the fourth time in team history the Cardinals posted 300+ passing yards and 120+ rushing yards while not allowing a sack

or throwing an INT ... blocked as the Cardinals ran for 115 yards and a TD on 28 carries and did not allow a sack for the second straight game @ Chi (9/20); marked the first time since 2007 and just the fourth time since sacks became an official stat in 1982 that the team posted consecutive games without allowing a sack ... blocked as Cardinals ran for 139 yards and two TDs on 37 carries and allowed just one sack vs. SF (9/27) ... helped Arizona rush for 113 yards on 21 attempts vs. StL (10/4) ... blocked as Cardinals posted season-high 187 rushing yards and three TDs on 25 carries @ Det (10/11) ... part of line that allowed just one sack in 46 pass plays @ Pit (10/18) ... blocked as Cardinals totaled 150 rushing yards and a TD on 28 carries vs. Bal (10/26) ... helped Cardinals rush for 119 yards and allow just one sack in 39 pass plays @ Cle (11/1) ... part of line that helped Cardinals run for 117 yards and a TD on 33 attempts @ Sea (11/15); marked eighth time this season they have run for at least 110 yards ... part of line that allowed only one sack in 41 pass plays @ SF (11/29) ... helped block as Cardinals ran for 175 yards and a TD on 36 carries @ StL (12/6) ... part of line that helped Cardinals run for season-high 230 yards and three TDs on 39 attempts @ Phi (12/20); marked most rushing yards by the team in over four years (268, @ StL, 11/27/11) ... blocked as Cardinals ran for 121 yards and a TD on 26 carries vs. GB (12/27) ... started at LT in Divisional Playoff win vs. GB (1/16/16) and NFC Championship Game @ Car (1/24/16).

2014: Started every game at LT in his first season with the Cardinals, the third time in the last four years he has started all 16 games ... part of line that allowed just 28 sacks on the season, tied for the sixth-fewest in the NFL ... made Cardinals debut vs. SD (9/8); helped Arizona rush for 109 yards on 26 carries ... helped block as Cardinals ran for 124 yards and a TD



on 28 carries @ NYG (9/14); marked 50th career start ... part of line that did not allow a sack vs. SF (9/21); marked first time the Cardinals did not give up a sack since 2010 (12/12 vs. Den) ... part of line that helped limit Redskins to just one sack in 45 pass plays vs. Was (10/12) ... helped Cardinals record season-best 36:57 time of possession, allow just one sack in 32 pass plays and run for 123 yards and a TD on 37 carries against his former team @ Oak (10/19) ... part of line that did not allow a sack in 42 pass plays vs. Phi (10/26); marked third straight game allowing one sack or fewer ... helped Cardinals rush for 102 yards and a TD on 29 carries @ Dal (11/2) ... part of line that did not allow a sack vs. Det (11/16) ... helped block as Cardinals held Falcons without a sack @ Atl (11/30), the fourth time on the season they did not allow a sack ... blocked as Cardinals ran for 141 yards on 33 carries vs. KC (12/7) ... helped block as Cardinals allowed just one sack and rushed for season-high 143 yards on 33 carries @ StL (12/11), their second consecutive game with over 140 yards rushing ... helped block as Cardinals ran for 98 yards on 25 carries @ SF (12/28) ... made postseason debut starting at LT in Wild Card game @ Car (1/3/15).

2013: Spent the first 12 weeks on injured reserve/designated to return (triceps) before being activated to the active roster on 11/27 ... started the final five games at LT ... made his season debut @ Dal (11/28) and was part of a line that did not allow a sack ... helped the offense rush for 150 yards against the league's top-ranked run defense @ NYJ (12/8) ... was again part of an O-line that did not allow a sack vs. KC (12/15) ... started at LT in each of the final two regular season contests: @ SD (12/22) and vs. Den (12/29).

2012: Started all 16 games at LT for the second straight season and extended his consecutive games started streak to 42 ... his 1,078 snaps from scrimmage were a team high ... anchored an offensive line that allowed just 27 sacks on 629 pass attempts, with their 4.29 sack percentage ranking sixth in the NFL ... line allowed one sack or fewer in eight of 16 contests and their 27 sacks allowed were tied for the fifth-fewest in the NFL ... shut down Cameron Wake as the O-line held the Dolphins without a sack despite 48 pass attempts by Carson Palmer @ Mia (9/16) ... helped clear the way as Darren McFadden rushed for 113 yards and a TD on 18 carries (6.3 avg.) and was part of a line that allowed just one sack on 34 pass attempts in a 34-31 win vs. Pit (9/23) ... led the way as McFadden rushed for 114 yards and held the Chiefs defense without a sack in a 26-16 win @ KC (10/28) ... helped Marcel Reece post 103 rushing yards on 19 attempts (5.4 avg.) vs. NO (11/18) ... held the Chiefs without a sack for only the third time all year (second time vs. Oakland) and helped offense run for 203 yards, including 110 from McFadden, in a 15-0 win vs. KC (12/16); elected as game-week captain prior to contest ... played on a line that protected Terrelle Pryor in his first NFL start @ SD (12/30), shutting out a Chargers defense that had piled up 11 sacks the prior week.

2011: Started all 16 games at LT while anchoring a line that surrendered just 25 sacks, a franchise record and the third-lowest total in the NFL ... line allowed one sack or fewer in nine games, including four games with no sacks ... in the season opener @ Den (9/12), helped team rush for 190 yards, including 150 yards by Darren McFadden ... part of an O-line that led the way for the offense to pile up 454 yards while not allowing a sack @ Buf (9/18) ... blocked for a rushing attack that totaled 234 yards on the ground, including 171 yards by McFadden vs. NYJ (9/25) ... part of an O-line that did not allow a sack as the Raiders had 504 yards of offense

vs. NE (10/2) ... led a unit that earned the Week 6 Top Protectors Award presented by Hall of Fame coach John Madden vs. Cle (10/16) ... helped offense record 489 total yards, including 191 rushing yards @ SD (11/10); blocked for Michael Bush, who rushed for 157 yards, which represented the second-highest single-game total of his career ... held Jared Allen, the 2011 NFL sack leader, without a sack in a Raiders victory @ Min (11/20); snapped Allen's 11-game sack streak; blocked on a pair of TD runs as Bush scored from two yards out and Carson Palmer scored on a one-yard drive ... helped offense total 477 yards vs. Det (12/18) ... led an O-line that did not concede a sack in an OT win @ KC (12/24) ... blocked for Palmer, who had the third-highest passing total in franchise history (417 yards) and was part of a line that did not allow a sack in the season finale vs. SD (1/1/12).

2010: Saw action in all 16 games as a rookie, earning 11 starts (one at center and 10 at tackle) ... named to the NFL All-Rookie Team by The Sporting News after helping the Raiders offense set a franchise record by averaging 4.9 yards per rushing attempt ... served as a key part of a line that helped set a team record with three games of 500+ yards of total offense ... started at center in his NFL debut @ Ten (9/12) ... made first career start at LT @ Den (10/24) and was part of a record-breaking performance, helping the Raiders amass 508 yards of offense and set franchise records for points (59), TDs (eight) and rushing TDs (five); blocked for a running game that totaled 328 yards with Darren McFadden rushing for 165 yards and three TDs ... contributed to an offense that recorded its second straight 500-yard performance while anchoring a line that enabled Campbell to pass for 310 yards and McFadden to rush for 111 vs. Sea (10/31); team totaled 239 rushing yards against the Seahawks ... helped spring McFadden's 123-yard rushing performance @ Jax (12/12), which included TD runs of 51 and 36 yards; also provided protection for Campbell, who threw for 324 yards on the day ... helped the Raiders accumulate 502 yards of offense while not allowing a sack vs. Den (12/19); McFadden rushed for 119 yards and the team totaled 264 yards on the ground ... helped Bush run for 137 yards @ KC (1/2/11), including a 26-yard TD run.

COLLEGE:

Started 46 games at LT over four years at Division II Hillsdale College in south-central Michigan ... three-time All-Great Lakes Intercollegiate Athletic Conference selection and was an All-American in 2009 ... the highest drafted player from Hillsdale since Green Bay picked Chester Marcol in the second round in 1972 ... in final two seasons, produced 216 knockdowns, 30 TD-resulting blocks, 16 downfield blocks and an 85.5 percent grade for blocking consistency ... blocked for a 1,000-yard rusher in each of his four seasons ... as a senior in 2009 earned first-team All-American honors from The NFL Draft Report and American Football Coaches Association and was the Super Region III's top vote-getter in the balloting for the Gene Upshaw Award, given to the top small-college lineman ... started all 13 games at LT, leading a ground attack that doubled its scoring output (36 TDs) from the previous season ... only gave up two sacks on 442 pass plays ... led the Chargers to a 10-3 record as Hillsdale qualified for the NCAA Division II playoffs for the first time ... served as a team captain as a junior in 2008, earning first-team All-GIAC honors ... as a sophomore in 2007, helped a rushing attack that featured a 1,000-yard runner as the Chargers had 26 rushing TDs ... earned starting spot at LT as a freshman.



PERSONAL:

Last name pronounced "vell-DEER" ... selected to Hillsdale Athletic Hall of Fame in spring of 2016 ... attended Forest Hills (Grand Rapids, MI) High School where he was named the team's Most Valuable Lineman and was an all-conference

selection as a senior ... also lettered twice in basketball, helping lead the team to a combined 34-10 record ... co-owns PowerStrength Training Systems gym in Grand Rapids ... along with his wife, Morgan, the couple has a daughter, Eva, and a son, Edwin ... Business Management major.

VELDHEER CAREER STATS

Year	Team	GP/GS
2010	Oak	16/11
2011	Oak	16/16
2012	Oak	16/16
2013	Oak	5/5
2014	Ariz	16/16
2015	Ariz	16/16
2016	Ariz	8/8
Total		93/88

VELDHEER POSTSEASON STATS

Year	Team	GP/GS
2014	Ariz	1/1
2015	Ariz	2/2
Total		3/3

CARDINALS MOBILE APP

Cardinals fans can easily follow the team from their mobile devices. Those interested can download the free official Arizona Cardinals application to use on their iPhone, Android, BlackBerry, and Windows smartphones. The Cardinals mobile app is available to download by searching "Arizona Cardinals mobile" in iTunes and Android Marketplace or through www.azcardinals.com/app.

This all-in-one application can be utilized not only on gameday, but 365 days a year. Cardinals fans can follow the team no matter where they are. In addition to providing up-to-the-minute team news and information, fans will have access to exclusive content and features.

Some of the features of the Arizona Cardinals Mobile App include:

- **News:** Real-time breaking news from the team, previews of upcoming matchups, and a live feed of all of the official Twitter accounts for the team.
- **Multi-media:** Video-on-demand clips of Cardinals press conferences, behind the scenes looks, coach and player interviews, and clips of team TV programming. Audio offerings include podcasts, show clips, and interviews. Also available will be game action and individual photo galleries.
- **Team Roster and Player Info:** Player profiles, depth charts, team injury reports, and featured player video series.
- **Stats:** Real-time statistics and scores from around the league, head-to-head stats of the matchup, individual player stats, drive-by-drive stats, and box scores.
- **Schedules:** Schedule for the 2017 season and training camp dates, along with up-to-date division and conference standings.
- **Social Media:** Stay connected with feeds of Cardinals Twitter, Instagram, Facebook, and Pinterest accounts. Spanish language, Cardinals Cheerleaders, and Gameday accounts can also be found on the app.
- **Fantasy Football:** Week-by-week and season fantasy football statistics can help fans compete for their league titles.
- **Digital Keepsakes:** Fans can take a photo or select one from their photo library and add one of the many Cardinals keepsakes to enhance the photo. Popular ones include: Cardinals player emojis, helmets and gloves, Big Red, and many more.
- **Cheerleaders:** Meet the squad, browse cheer photo galleries, and request appearances. In addition, connect with the Cardinals Cheerleaders on all social media accounts.
- **Wallpapers:** Fans can download exclusive team and player images to use as wallpapers for their mobile phones.
- **Event Calendar:** Fans can sync the Arizona Cardinals event calendar directly to the calendars on their mobile device.

Additional features are offered exclusively inside University of Phoenix Stadium on gameday. These in-stadium features include:

- **Concessions Map:** An interactive map of University of Phoenix Stadium that gives fans the ability to search for nearby concession stands and specific food/beverage items using keywords and section numbers.
- **50/50 Raffle:** Get the up-to-date running tally of the raffle pot and check the winning number each game.
- **Game Feeds/RedZone:** To enhance the in-game experience, the team now offers fans at the stadium to select from live camera feeds, replays, and NFL RedZone to enjoy right from their seats. Simply connect to the Stadium Wi-Fi to access these features.
- **UBER Map:** Check out the Uber tab to see the designated stadium pick-up and drop-off location in order to get to and from the stadium safely.
- **In-Stadium Messaging:** Turn on your notifications in the app in order to receive important information at the stadium directly to your phone from the team.



JOHN WETZEL

COLLEGE: Boston College

HOW ACQUIRED: FA-15

YEARS NFL/CARDINALS: 2/2

HOMETOWN: Pittsburgh, PA

DOB: July 18, 1991

73 // GUARD // 6-7 // 328

PRO CAREER:

Originally signed with the Oakland Raiders as an undrafted rookie free agent on 4/29/13. Released on 8/24/13. Signed to Dallas Cowboys practice squad on 11/13/13 and signed future contract with Cowboys on 12/30/13. Released on 8/31/14 and added to Dallas practice squad on 9/2/14, where he spent the entire season. Signed future contract with Dallas on 1/12/15. Released on 9/5/15 and added to Cowboys practice squad on 9/8/15. Released on 11/12/15. Signed to Indianapolis Colts practice squad on 11/24/15 and released on 12/1/15. Signed to Cardinals practice squad on 12/9/15 and signed future contract with Cardinals on 1/26/16.

2016: Played in all 16 games with eight starts at three different positions (five at LT, two at RG, one at RT) ... helped Cardinals total 418 points (fourth-most in franchise history) and finish as the NFL's #9 ranked offense ... made NFL debut vs. NE (9/11) ... played final three snaps of the game at LT vs. TB (9/18) ... came on to play LG in the third quarter when Mike Iupati left the game injured @ SF (10/6); helped Cardinals rush for 172 yards and two TDs on 37 carries ... made first career start, filling in for the injured Iupati at LG, and blocked as Cardinals ran for 171 yards and three TDs on 35 carries while not allowing a sack vs. NYJ (10/17) ... played one snap at LG when Mike Iupati had to leave the game vs. Sea (10/23) ... came on at LT in the second half after Jared Veldheer

left the game injured @ Car (10/30) ... with Veldheer placed on IR, made first start at LT vs. SF (11/13) ... blocked as Cardinals ran for 135 yards and a TD on 28 carries @ Min (11/20) ... started at RG @ Atl (11/27), marking third different position he started at this season ... came on at LT after D.J. Humphries left the game with a concussion @ Mia (12/11) ... started at LT with Humphries out and blocked as Cardinals ran for 116 yards and three TDs while allowing just one sack vs. NO (12/18) ... helped Cardinals run for three TDs @ Sea (12/24) ... helped Cardinals score season-high 44 points @ LAR (1/1/17).

COLLEGE:

Played in 38 games (24 starts) in four seasons ... started all 12 games at right tackle as a senior, helping the Eagles average 259.3 passing yards per game ... started every game at left tackle during his junior season ... key blocker for offense that topped 100 yards rushing in six games ... played in eight games as a sophomore and six contests as a freshman.

PERSONAL:

Attended Brashear (Pittsburgh, PA) High School where he played offensive tackle and defensive end ... a two-time all-city selection and part of team that won consecutive city league titles ... had 70 tackles and seven sacks as a senior ... also played basketball, volleyball and track and field.

WETZEL CAREER STATS


Year	Team	GP/GS
2016	Ariz	16/8
Total		16/8

CARDINALS HOLIDAY "TEDDY BEAR EXPRESS" AT PHOENIX CHILDREN'S HOSPITAL

The Cardinals annual "Teddy Bear Express" involving players, Nicole Bidwill, Cardinals Cheerleaders, mascot Big Red, the Cardinals Women's Club and front office personnel made its annual holiday visit to Phoenix Children's Hospital last December.

The group delivered white Cardinals teddy bears to children in the pediatric units throughout the hospital. The uniformed bears are personalized, each wearing a white jersey with the name and number of a player on the back.

The caravan to Phoenix Children's Hospital included quarterback Drew Stanton, cornerback Justin Bethel, guard Mike Iupati, defensive tackle Frostee Rucker, center A.Q. Shipley, wide receiver Brittan Golden, long snapper Aaron Brewer, tight end Hakeem Valles and tackle Givens Price.



**MATT WILE****COLLEGE:** Michigan**HOW ACQUIRED:** FA-16**YEARS NFL/CARDINALS:** 2/2**HOMETOWN:** San Diego, CA**DOB:** June 20, 1992**6 // PUNTER // 6-2 // 215****PRO CAREER:**

Originally signed as an undrafted rookie free agent with the Carolina Panthers on 5/4/15. Released on 6/10/15 and re-signed on 7/30/15. Released on 8/5/15 and re-signed on 8/17/15. Released on 8/30/15. Signed with the Dallas Cowboys on 3/31/16. Released on 9/3/16. Signed with the Atlanta Falcons on 11/22/16 and was released on 11/29/16. Signed to Cardinals practice squad on 12/6/16. Elevated to active roster on 12/13/16.

2016: Appeared in four total games (one with Falcons, three with Cardinals), punting 12 times for a 46.1-yard average ... signed with Atlanta on 11/22 and averaged 58.0 yards on two punts and recorded touchbacks on all seven kickoffs vs. Ari (11/27) ... released on 11/29 ... signed to Cardinals practice squad on 12/6 and elevated to active roster on 12/13 ... made Cardinals debut and punted twice for 34.0-yard average vs. NO (12/18) ... averaged 44.4 yards on five punts @ Sea (12/24) ... punted three times for a 49.0-yard average @ LAR (1/1/17).

COLLEGE:

Played in 51 games at Michigan as a kicker, punter and kickoff specialist ... recorded 108 touchbacks on 284 kickoffs, made 20-of-29 FGAs and punted 91 times for 3,658 yards (40.2 avg.) with 29 inside the 20 ... converted 15-of-21 FGAs and had 24 touchbacks on 52 kickoffs as a senior in 2014 ... totaled 2,476 yards on 61 punts (40.6 avg.) as a junior while recording 37 touchbacks on 76 kickoffs ... also made three-of-five FGAs ... punted 12 times for a 35.9-yard average, made his only two FGAs and had 28 touchbacks on 77 kickoffs as a sophomore ... logged 19 touchbacks and averaged 41.1 yards on 14 punts as a freshman in 2011.

PERSONAL:

Last name pronounced "While" ... attended Francis W. Parker (San Diego, CA) High School where he was named to the MaxPreps.com Small Schools All-American team as a junior ... made nine-of-12 FGAs and recorded touchbacks on 89.9 percent of his kickoffs that season ... converted 10-of-13 FGAs as a senior while recording 91 touchbacks on 101 kickoffs ... majored in Industrial and Operations Engineering.

WILE CAREER STATS

Year	Team	GP	No	Yds	Avg	Net	TB	In20	Lg	Blk
2016	Atl/Ari	4	12	553	46.1	39.7	0	2	59	1
Total		4	12	553	46.1	39.7	0	2	59	1

CARDINALS, VALLEY OF THE SUN UNITED WAY & VERIZON LAUNCH "CHARACTER PLAYBOOK" PROGRAM

Cardinals quarterback **Drew Stanton** and tight end **Hakeem Valles** joined **Nicole Bidwill**, Cardinals Cheerleaders, team mascot Big Red, Cardinals alumni and representatives from the Valley of the Sun United Way to participate in the statewide launch of the "Character Playbook" program presented by Verizon at Greenfield Junior High School in Gilbert in March.

The NFL, the United Way and Verizon contributed more than \$300,000 to the launch of the Arizona Character Playbook program in the name of Cardinals wide receiver Larry Fitzgerald, who was selected as the co-winner of the Walter Payton NFL Man of the Year.



Character Playbook is a new innovative digital course that uses evidence-based strategies to educate students on how to cultivate and maintain healthy relationships during their middle school years. Through Character Playbook, students will learn the common language needed on why character education matters. It is comprised of six modules that cover key concepts around positive character development and social-emotional learning, allowing students to engage with true-to-life scenarios that include bystander intervention strategies and positive relationship examples.

Greenfield Junior High School was among 20 Arizona middle schools selected to take part in the pilot program of Character Playbook. Greenfield Junior High School was selected to host the official statewide launch of the program by having the highest student participation rate among the 20 middle schools.



BRANDON WILLIAMS

COLLEGE: Texas A&M

HOW ACQUIRED: D3/16 (92nd)

YEARS NFL/CARDINALS: 2/2

HOMETOWN: Brookshire, TX

DOB: September 9, 1992

26 // CORNERBACK // 6-0 // 200

NOTE CARDS

- The Cardinals third-round selection (92nd overall) in the 2016 NFL Draft, Williams appeared in 13 games with three starts as a rookie and totaled 23 tackles, four passes defended and three special teams tackles.
- Played three seasons at Texas A&M (2013-15) after beginning his collegiate career at Oklahoma in 2011. Played RB in college before switching to CB as a senior at A&M in 2015.
- Made the switch to cornerback in June of 2015 at the request of defensive coordinator John Chavis, who served as defensive coordinator/linebackers coach at LSU from 2009-14. Chavis coached current Cardinals CB Patrick Peterson and S Tyrann Mathieu and is the person who introduced the "Honey Badger" nickname to Mathieu.
- Ran the 40-yard dash in 4.37 seconds at the 2016 NFL Combine. Only five players clocked faster times – Georgia RB Keith Marshall (4.31), Notre Dame WR Will Fuller (4.32), Auburn CB Jonathan Jones (4.33), Clemson S T.J. Green (4.34) and Purdue CB Anthony Brown (4.35).

PRO CAREER:

The Cardinals third-round selection (92nd overall) in the 2016 NFL Draft, Williams appeared in 13 games and made three starts at CB in his rookie season.

2016: Played 13 games with three starts and totaled 23 tackles, four passes defended and three special teams tackles ... started at CB in his NFL debut and had three solo tackles and one pass defended vs. NE (9/11) ... assisted on two tackles and had one special teams tackle vs. TB (9/18) ... inactive vs. LAR (10/2) ... appeared on special teams @ SF (10/6) ... inactive the next two games ... had one special teams tackle @ Atl (11/27) ... recorded one tackle, a pass defended and one special teams tackle @ Mia (12/11) ... saw increased action on defense and posted six solo tackles and one pass defended vs. NO (12/18) ... made first start since Week 2 with Marcus Cooper injured and had a season-high 10 tackles and one pass defended @ Sea (12/24) ... had one tackle @ LAR (1/1/17).

COLLEGE:

Appeared in 38 games over three seasons at Texas A&M (2013-15), playing his first two seasons at RB before switching to CB prior to his senior year ... began his collegiate career as a RB at the University of Oklahoma in 2011 and sat out the 2012 season after transferring to A&M ... voted a team captain during preseason camp and went on to appear in 12 games for the Aggies as a senior in 2015, his lone season

as a cornerback ... finished the year with 34 tackles, seven passes defended and a tackle for loss ... started six of 13 games as a junior and rushed for 379 yards and three TDs on 87 carries, while adding 65 yards on nine catches... had a career-high 71 yards on 19 carries against UL Monroe ... appeared in 12 games during his first season with the Aggies in 2013 and amassed 302 all-purpose yards (269 rushing, 17 receiving and 16 kick return) and two TDs ... scored a TD in the first game of his Aggie career on a 10-yard reception against Sam Houston State ... sat out the 2012 season per NCAA rules after transferring from Oklahoma to Texas A&M ... received the Weight Room Off-Season MVP award at the annual team banquet ... rushed for 219 yards on 46 carries while seeing action in eight games at Oklahoma.

PERSONAL:

One of the top prep players in the country, Williams was a five-star recruit coming out of Royal (Brookshire, TX) High School where he was named an Under Armour All-American, a PrepStar Dream Team selection and was ranked as the No. 3 running back nationally by Rivals.com and Scout.com ... rushed for 2,438 yards and 33 TDs as a senior in 2010 while racking up 144 receiving yards with two TDs and was named 2010 Texas 3A All-State ... as a junior in 2009, rushed for 1,815 yards and 14 TDs while totaling 38 receptions for 512 yards and four TDs ... majored in Agricultural Leadership and Development ... has two daughters, Serenity and Lila.

WILLIAMS CAREER STATS

Year	Team	GP/GS	Tackles			Sacks		Interceptions					FR	FF	STT
			Solo	Asst	Ttl	Sk	Yds	Int	Yds	Lg	TD	PD			
2016	Ariz	13/3	18	5	23	0.0	0	0	0	0	0	4	0	0	3
Total		13/3	18	5	23	0.0	0	0	0	0	0	4	0	0	3

Single Game Highs:

Total Tackles: 10, @ Seattle, 12/24/16; **Solo Tackles:** 7, @ Seattle, 12/24/16.



CHAD WILLIAMS

COLLEGE: Grambling State
HOMETOWN: Baton Rouge, LA
DOB: October 19, 1994

ROUND 3
98th Overall



16 // WIDE RECEIVER // 6-1 // 204

NOTE CARDS

- Selected by the Cardinals in the third round (98th overall) of the 2017 NFL Draft. Williams became the first Grambling State player selected in the draft since 2006 when Dallas took DE Jason Hatcher in the third round (92nd overall).
- On his way to earning FCS All-American honors as a senior in 2016, hit the SWAC Triple Crown

in receiving by leading all conference players in receptions (90), yards (1,337) and touchdowns (11).

- Impressed scouts with strong showings at the NFLPA Collegiate Bowl and at the Senior Bowl in Mobile, AL. At his pro day, Williams posted a 35.5-inch vertical, did 21 reps on the bench press and ran the 40-yard dash in 4.37 seconds.

COLLEGE CAREER:

Appeared in 47 games (31 starts) and finished his career with 210 receptions for 3,062 yards and 28 TDs ... recruited to Grambling State by former head coach and Super Bowl MVP Doug Williams ... named a FCS All-American in his final season.

2016: As a senior, started 11 of the 12 games he appeared in and totaled 90 receptions for 1,337 yards and 11 TDs on his way to FCS All-American honors ... led the SWAC in receptions, receiving yards and TD receptions ... posted 100+ receiving yards in six of the 12 games he played in ... had one of the biggest performances of his career playing against the University of Arizona in Tucson, posting 13 receptions for 152 yards ... helped lead Grambling to a victory over North Carolina Central in the Celebration Bowl.

2015: For the second consecutive season, started 10 of 12 games he appeared in and led Tigers in receptions (64), receiving yards (1,012) and receiving TDs (10), while averaging 15.8 yards per catch ... played in every single game ... earned All-SWAC honors ... only player in the conference with over 1,000 receiving

yards and 140 yards more than next closest receiver... led the conference in receptions per game (5.3) and receiving yards per game (84.3).

2014: Appeared in 12 games with 10 starts and totaled 45 receptions for 572 yards and five TDs as a sophomore ... added six rushing attempts for 25 yards and a TD.

2013: Played in seven games as a freshman, finishing the season with 11 receptions for 141 yards and a pair of TDs.

PERSONAL:

Attended Madison (LA) Preparatory Academy in Baton Rouge where he was part of school's first ever football team ... a two-way standout at quarterback and safety ... was the first Madison Prep student-athlete to receive an athletic scholarship ... as a sixth grader, started on defense for his middle school's eighth grade team ... as a high school basketball team MVP, led his team to the Class B state championship ... Class B state champion in the 400-meter and 800-meter relay in track.

WILLIAMS COLLEGE STATS

Year	GP/GS	No	Receiving				Att	Rushing			
			Yds	Avg	Lg	TD		Yds	Avg	Lg	TD
2013	11/0	11	141	12.8	27	2	--	--	--	--	--
2014	12/10	45	572	12.7	51	5	6	25	4.2	12	1
2015	12/10	64	1,012	15.8	83	10	3	22	7.3	14	0
2016	12/11	90	1,337	14.9	70	11	1	6	6.0	6	0
Total	47/31	210	3,062	14.6	83	28	10	53	5.3	14	1



KERWYNN WILLIAMS

COLLEGE: Utah State

HOW ACQUIRED: FA-14

YEARS NFL/CARDINALS: 4/4

HOMETOWN: Las Vegas, NV

DOB: June 9, 1991

33 // RUNNING BACK // 5-8 // 198

NOTE CARDS

- Played in 21 games with Arizona in the last three seasons while splitting time between the active roster and the practice squad. Totaled 545 yards and three TDs on 98 carries with the Cardinals.
- The Cardinals second-leading rusher in 2016, Williams ran for 157 yards and two TDs on 18 attempts, with all his carries coming in the last four games of the season. Saw action as a Wildcat QB in three games and had a career-long 49-yard TD run in Week 15 vs. New Orleans from the Wildcat formation.
- In Week 14 of the 2014 season vs. Kansas City, his first NFL action at running back, Williams rushed for 100 yards on just 19 attempts against the Chiefs. The performance came just two days after he was elevated from the Cardinals practice squad.
- After he was selected by the Indianapolis Colts in the seventh round (230th overall) of the 2013 Draft, Williams endured 15 different roster moves between Indianapolis, San Diego and Arizona during his first 21 months in the NFL. He was signed, released and elevated seven times in '14 alone, including four different roster moves with Arizona in a span of 37 days leading up to his 100-yard performance vs. KC.

PRO CAREER:

Selected by the Indianapolis Colts in the seventh round (230th overall) of the 2013 NFL Draft. Released on 9/1/13 and added to Colts practice squad on 9/2/13. Promoted to active roster on 9/13/13. Released on 9/24/13 and added to Colts practice squad on 9/26/13. Released on 10/8/13 and signed to San Diego Chargers practice squad on 10/9/13. Signed a future contract with the Chargers on 1/14/14. Released on 8/25/14. Signed to Cardinals practice squad on 9/18/14 and was promoted to the active roster on 11/1/14. Released by the Cardinals on 11/25/14 before being re-signed to the practice squad on 11/26/14. Elevated to the active roster on 12/5/14. Released on 9/5/15 and signed to Cardinals practice squad on 9/8/15. Elevated to active roster on 9/19/15. Released on 9/22/15 and re-signed to practice squad on 9/23/15. Promoted to active roster on 12/1/15. Released on 9/3/16. Re-signed with Cardinals on 10/4/16. Released on 10/6/16 and re-signed on 10/11/16.

2016: Played in 10 games and ran for 157 yards and two TDs on 18 carries ... also had one reception and five special teams tackles ... after being released on 9/3 as part of final roster cuts, was re-signed on 10/4 ... released on 10/6 and re-signed on 10/11 ... inactive vs. NYJ (10/17) ... made season debut vs. Sea (10/23) ... had a special teams tackle and lined up as a Wildcat QB for two snaps @ Atl (11/27) ... saw action as a Wildcat QB and ran for 34 yards on three carries @ Mia (12/11); also had two special teams tackles ... ran for 63 yards on three carries, including a career-long 49-yard TD from the Wildcat QB spot on the game-opening drive vs. NO (12/18) ... had a six-yard reception and one special teams tackle @ Sea (12/24) ... playing for an injured David Johnson, led team with 60 yards and a TD on 12 carries @ LAR (1/1/17); also had one special teams tackle.

2015: Played in six games, rushing for 142 yards and a TD on 27 carries ... added two receptions for 16 yards, eight kickoff returns for 126 yards and two special teams tackles ... began season on the practice squad before being promoted to active roster on 9/19 ... had one carry for three yards and added one special teams tackle @ Chi (9/20) ... released on 9/22 and re-signed to practice squad on 9/23 ... elevated to active roster on 12/1 ... rushed for 59 yards, including a 35-yard TD in the third quarter on six carries @ StL (12/6); first three carries went for 15, 15 and 35 yards, with the last being his first career TD; also had a special teams tackle ... ran for 34 yards on six carries and had a 12-yard reception @ Phi (12/20) ... carried eight times for 44 yards and had a four-yard reception vs. GB (12/27) ... inactive in Divisional Playoff vs. GB (1/16/16) and NFC Championship Game @ Car (1/24/16).

2014: Played in five games and finished second on the team with 246 rushing yards on 53 carries (4.6 avg.) and added two catches for 11 yards ... had two stints on practice squad before being promoted and seeing significant action at RB over the last four games of the season and the Wild Card playoff contest ... originally signed to Cardinals practice squad on 9/18 ... active but DNP @ Dal (11/2) ... made Cardinals debut playing on special teams vs. StL (11/9) ... inactive vs. Det (11/16) and @ Sea (11/23) ... in just his third career game and first ever action at RB, rushed for a team-leading 100 yards on 19 carries vs. KC (12/7); became the only Cardinal to reach 100 yards rushing in a game on the season; ran for 75 yards on 13 attempts in the second half ... led the Cardinals with 75 yards on 15 carries and had two receptions for 11 yards @ StL (12/11); marked first career catches; gave him a total of 175 rushing yards on 34 carries in two games over a span of six days after being elevated from the practice squad ... had two carries for four



yards vs. Sea (12/21) ... rushed for a team-high 67 yards on 17 carries @ SF (12/28) ... ran for 23 yards on 10 carries and had three receptions in Wild Card game @ Car (1/3/15).

2013: Played in one game with the Colts and spent most of the season on Chargers practice squad ... began the season on Colts practice squad and was elevated to active roster on 9/13 ... made NFL debut and had one kickoff return for 28 yards vs. Mia (9/15) ... inactive @ SF (9/22) ... released on 9/24 and re-signed to Colts practice squad on 9/26 ... released on 10/8 and signed to Chargers practice squad on 10/9 where he spent the remainder of the season.

COLLEGE:

Played in 49 games and finished career with 2,515 rushing yards, 870 receiving yards, 3,408 kickoff return yards and 135 punt return yards for a total of 6,928 all-purpose yards, a WAC record and 12th all-time in NCAA FBS history ... named first-team All-WAC and earned Sports Illustrated honorable mention All-Amer-

ican honors as a senior ... capped off college career by running for career-best 235 yards and three TDs in the Idaho Potato Bowl against Toledo ... rushed for 1,512 yards on the season to lead the WAC and rank 13th nationally ... also led conference with 2,225 all-purpose yards and set school record for RBs with 697 receiving yards ... scored 20 total TDs, the second-most in school history ... first player in school history to record 100 yards rushing and receiving in same game multiple times ... combined with 2,042 total yards as a sophomore in 2010, became first player in WAC history with multiple 2,000-yard seasons ... set conference and school records with 1,444 kickoff return yards in 2010 ... had 1,131 kickoff return yards in 2009, the most by a freshman in the nation.

PERSONAL:

Attended Valley (Las Vegas, NV) High School where he was first-team All-State as a senior ... played QB during his senior season, earning all-region, all-league and team MVP honors ... majored in Marketing.

WILLIAMS CAREER STATS

Year	Team	GP/GS	Att	Rushing				Lg	TD	Receiving						
				Yds	Avg					No	Yds	Avg	Lg	TD	STT	
2013	Ind	1/0	0	0	0.0	0	0	0	0	0	0	0.0	0	0	0	0
2014	Ariz	5/0	53	246	4.6	19	0	19	0	2	11	5.5	6	0	0	0
2015	Ariz	6/0	27	142	5.3	35t	1	35	1	2	16	8.0	12	0	2	2
2016	Ariz	10/0	18	157	8.7	49t	2	49	2	1	6	6.0	6	0	5	5
Total		22/0	98	545	5.6	49t	3			5	33	6.6	12	0	7	7

Single Game Highs:

Rushing Yards: 100, vs. Kansas City, 12/7/14; **Rushing Attempts:** 19, vs. Kansas City, 12/7/14; **Rushing TDs:** 1, three times, last @ Los Angeles Rams, 1/1/17; **Long Run:** 49t, vs. New Orleans, 12/18/16; **Receptions:** 2, @ St. Louis, 12/11/14; **Receiving Yards:** 12, @ Philadelphia, 12/20/15; **Long Reception:** 12, @ Philadelphia, 12/20/15.

Additional Statistics: Kickoff Returns: Career: 9-154; **2015:** 8-126; **2013:** 1-28.

WILLIAMS POSTSEASON STATS

Year	Team	GP/GS	Att	Rushing				Lg	TD	Receiving						
				Yds	Avg					No	Yds	Avg	Lg	TD	STT	
2014	Ariz	1/0	10	23	2.3	9	0	9	0	3	0	0.0	2	0	0	0
2015	Ariz	0/0	0	0	0.0	0	0	0	0	0	0	0.0	0	0	0	0
Total		1/0	10	23	2.3	9	0			3	0	0.0	2	0	0	0

Postseason Single Game Highs:

Rushing Yards: 23, @ Carolina, 1/3/15; **Rushing Attempts:** 10, @ Carolina, 1/3/15; **Long Run:** 9, @ Carolina, 1/3/15; **Receptions:** 3, @ Carolina, 1/3/15; **Long Reception:** 2, @ Carolina, 1/3/15.



XAVIER WILLIAMS

COLLEGE: Northern Iowa

HOW ACQUIRED: FA-15

YEARS NFL/CARDINALS: 3/3

HOMETOWN: Kansas City, MO

DOB: January 18, 1992

94 // DEFENSIVE TACKLE // 6-2 // 309

PRO CAREER:

Signed with the Cardinals as an undrafted rookie free agent on 5/5/15 and has played in 12 games (one start) in his first two seasons.

2016: Appeared in eight games with one start and collected 11 tackles, one for loss, two QB hits and two QB pressures ... inactive six of the first eight games ... recorded a career-best three tackles @ SF (10/6) ... totaled two tackles, including one for loss vs. SF (11/13) ... made first career start and had two tackles @ Min (11/20) ... recorded two solo tackles @ Mia (12/11) ... inactive the next two games ... collected one solo tackle @ LAR (1/1/17).

2015: After making the team as a rookie free agent, appeared in four games and had four tackles and one QB pressure ... inactive in the first nine games and last three games of the season ... made NFL debut and had his first career tackle vs. Cin (11/22) ... recorded one solo tackle and a QB pressure @ SF (11/29) ... inactive in Divisional Playoff vs. GB (1/16/16) and NFC Championship Game @ Car (1/24/16).

COLLEGE:

Played in 42 games (36 starts) in four seasons and totaled 224 tackles (106 solo), 15 sacks, 29.5 tackles for loss and a forced fumble ... ranked fifth in school history in career tackles for loss and set school single-season record with five blocked kicks in 2012 ... two-time first-team All-Missouri Valley Football

Conference selection (2013-14) ... started all 14 games as a senior and was a finalist for the Buck Buchanan Award given to the top defensive player in the NCAA Football Championship Subdivision ... collected a career-high 93 tackles, eight sacks and 14 tackles for loss ... named a first-team All-American by College Sporting News and was invited to play in the East-West Shrine Game ... also earned All-American honors from Sports Network (second team) and AP (third team) ... played in all 12 games (11 starts) and finished third on the team with 74 tackles as a junior ... added six sacks and 12 tackles for loss ... started all 11 games as a sophomore in 2012, recording 50 tackles, one tackle for loss and a forced fumble while adding school-record five blocked kicks ... as a redshirt freshman appeared in five games and had seven tackles, a sack and 1.5 tackles for loss in 2011 ... redshirted in 2010.

PERSONAL:

First name pronounced 'ex-ZAVE-yer' ... a first-team all-conference selection at Grandview (MO) High School ... named to the Suburban Mid-Six team in 2009 and earned first-team All-Metro honors ... also a three-year starter and two-time state qualifier in wrestling ... brother, Rod, played football at Northwest Missouri State and was part of the 2009 team that won the Division II National Championship ... majored in Movement and Exercise Science.

WILLIAMS CAREER STATS

Year	Team	GP/GS	Tackles			Sacks		Interceptions						FR	FF	STT
			Solo	Asst	Ttl	Sk	Yds	Int	Yds	Lg	TD	PD				
2015	Ariz	4/0	2	2	4	0.0	0	0	0	0	0	0	0	0	0	0
2016	Ariz	8/1	6	5	11	0.0	0	0	0	0	0	0	0	0	0	0
Total		12/1	8	7	15	0.0	0	0	0	0	0	0	0	0	0	0

Single Game Highs:

Total Tackles: 3, @ San Francisco, 10/6/16; **Solo Tackles:** 2, @ Miami, 12/11/16.

WILLIAMS POSTSEASON STATS

Year	Team	GP/GS	Tackles			Sacks		Interceptions						FR	FF	STT
			Solo	Asst	Ttl	Sk	Yds	Int	Yds	Lg	TD	PD				
2015	Ariz	0/0	0	0	0	0.0	0	0	0	0	0	0	0	0	0	0
Total		0/0	0	0	0	0.0	0	0	0	0	0	0	0	0	0	0



SCOOBY WRIGHT III

COLLEGE: Arizona**HOW ACQUIRED:** FA-16**YEARS NFL/CARDINALS:** 2/2**HOMETOWN:** Windsor, CA**DOB:** August 28, 1994**58 // LINEBACKER // 6-0 // 240**

PRO CAREER:

Originally entered the NFL as a seventh-round pick (250th overall) of the Cleveland Browns in the 2016 NFL Draft. Released on 9/20/16 and signed to Browns practice squad on 9/22/16. Signed to Cardinals active roster on 12/13/16.

2016: Played in three games with the Cardinals after signing off Browns practice squad and had one tackle and a special teams tackle ... inactive for the first two games of the season with the Browns before being released on 9/20 ... re-signed to Cleveland's practice squad on 9/22 ... signed to the Cardinals active roster on 12/13.... made NFL debut playing on special teams vs. NO (12/18) ... had first career tackle @ Sea (12/24) ... recorded one special teams tackle @ LAR (1/1/17).

COLLEGE:

Started 29 of 30 games played and totaled 269 tackles, 16.5 sacks, six forced fumbles and one INT ... started three games and had 23 tackles and two sacks in 2015 before suffering season-ending injury ...

earned the Nagurski Trophy, Lombardi Award, Bednarik Award and Pat Tillman Pac-12 Defensive Player of the Year as a sophomore in 2014 after he ranked in the top five of the FBS in tackles (163), sacks (14) and forced fumbles (six) ... also earned unanimous All-American honors and was named the New Mexico Bowl Defensive MVP after notching 15 tackles and two sacks in the game ... played in 13 games (12 starts) as a freshman in 2013 and recorded 83 tackles and one INT.

PERSONAL:

Full name is Philip Anthony Wright III ... given the nickname 'Scooby' by his father ... attended Cardinal Newman (Santa Rosa, CA) High School where he was named North Bay All-League Co-MVP and Redwood Empire Defensive Player of the Year ... earned first-team All-State honors as a senior after being named second-team All-State as a junior ... also played basketball and track ... father, Phil, played football at Long Beach State and is currently the head softball coach at Santa Rosa Junior College ... majored in Economy and Industry.

WRIGHT CAREER STATS

Year	Team	GP/GS	Tackles			Sacks		Interceptions					FR	FF	STT
			Solo	Asst	Ttl	Sk	Yds	Int	Yds	Lg	TD	PD			
2016	Ari	3/0	0	1	1	0.0	0	0	0	0	0	0	0	0	1
Total		3/0	0	1	1	0.0	0	0	0	0	0	0	0	0	1

CARDINALS PARTICIPATE IN PRO VS. G.I. JOE PROGRAM

Cardinals defensive tackle **Corey Peters**, quarterback **Drew Stanton** and defensive tackle **Josh Mauro** joined Cardinals Cheerleaders and team mascot Big Red to compete for the sixth consecutive year in a video game competition with airmen from Davis Monthan Air Force Base in conjunction with the Joint Forces Initiative for the Pro vs. G.I. Joe program at the Cardinals Training Facility last November.



The Pro vs. G.I Joe program had the Cardinals players and troops, home and abroad, playing an assortment of games on Xbox. While playing the games, the competitors were able to see and hear each other through a webcam using Skype. Likewise, the crowd on both sides of the competition was able to see the live action as well.

The Joint Forces Initiative is a private, non-profit organization that provides America's heroes with the opportunity to participate in real-time video game competitions online and in-person between professional athletes and celebrities, and troops stationed all over the world. Joint Forces Initiative connects the troops and athletes through the assistance of the USO who facilitates the events for the soldiers overseas.



STEVEN WROBLEWSKI

COLLEGE: Southern Utah

HOMETOWN: Aurora, CO

DOB: November 20, 1992

HOW ACQUIRED: FA-17

◆ **ROOKIE** ◆

82 // TIGHT END // 6-7 // 252

COLLEGE CAREER:

Played two seasons at Southern Utah after beginning his college career Central Lakes (MN) College ... appeared in 21 games in two seasons for the Thunderbirds and caught 63 passes for 770 yards and two TDs ... two-time All-Big Sky conference selection ... as a senior in 2016, totaled 27 receptions for a career-high 395 yards and a TD on his way to honorable mention All-Big Sky honors ... as a junior in 2015, posted a career-high 36 receptions for 375 yards and two TDs after transferring to Southern Utah ... in three seasons at Central Lakes College as a wide receiver, he totaled 66 receptions for 1,093 yards and 14 TDs ... team won 29 of 32 games and three division titles during that three-

year stretch ... as a sophomore in 2014, posted 38 receptions for 671 yards and nine TDs and was named a first-team MCAC All-Division pick ... as a freshman in 2012, suffered a knee injury just three games into the season.

PERSONAL:

Last name pronounced "row-BLEW-ski" ... attended Eagle Crest (Aurora, CO) High School where injuries limited his playing time in his junior and senior seasons, playing in just three games as a senior ... received no interest from colleges to play football so he attended Front Range Community College before being convinced by a friend to try football at Central Lakes ... majored in Business Management.



RONALD ZAMORT

COLLEGE: Western Michigan

HOW ACQUIRED: FA-16

YEARS NFL/CARDINALS: 1/1

HOMETOWN: Delray Beach, FL

DOB: November 10, 1991

29 // CORNERBACK // 5-10 // 174

PRO CAREER:

Signed with Cardinals as an undrafted rookie free agent on 5/2/16. Released on 9/3/16. Signed to practice squad on 12/20/16. Signed a future contract on 1/3/17.

COLLEGE:

Played in 49 games (38 starts) and had 149 tackles, six INTs, 58 passes defended, two fumble recoveries, one forced fumble and a sack in his career at Western Michigan ... earned second-team All-MAC honors as a senior after starting all 13 games and finishing with a career-high 59 tackles and 19 passes defended with one INT ... helped Broncos earn first bowl victory in program history when they defeated Middle Tennessee in the 2015 Bahamas Bowl ... tied

for the NCAA FBS lead with 21 passes defended as a junior in 2014 ... was a third-team All-MAC selection after starting all 13 games and tying for the team lead with four INTs and adding 28 tackles, one sack, a forced fumble and a fumble recovery ... became a starter as a sophomore and started all 12 games in 2013, finishing with 52 tackles, 18 passes defended and a fumble recovery ... appeared in 11 games as a redshirt freshman and had 10 tackles and one INT ... redshirted in 2011.

PERSONAL:

Attended Atlantic Community (Delray Beach, FL) High School where he helped team reach the second round of the state playoffs as a senior ... majored in Criminal Justice.



2017 ARIZONA CARDINALS

NO.	NAME	POS.	HT.	WT.	BIRTHDATE	NFL EXP.	COLLEGE	HOMETOWN
19	Agudosi, Carlton	WR	6-6	220	2/1/1994	R	Rutgers	Somerset, NJ
36	Baker, Budda	S	5-10	195	1/10/1996	R	Washington	Bellevue, WA
57	Bazzie, Alex	LB	6-2	240	8/5/1990	1	Marshall	Silver Spring, MD
64	Bergstrom, Tony	C/G	6-5	315	8/6/1986	6	Utah	Salt Lake City, UT
41	Bethea, Antoine	S	5-11	206	7/27/1984	12	Howard	Newport News, VA
28	Bethel, Justin	CB	6-0	200	6/17/1990	6	Presbyterian	Blythewood, SC
70	Boehm, Evan	C/G	6-3	310	8/19/1993	2	Missouri	Lee's Summit, MO
39	Bouka, Elie	CB	6-1	205	8/15/1992	2	Calgary	Laval, Quebec
27	Branch, Tyvon	S	6-0	210	12/11/1986	10	Connecticut	Syracuse, NY
46	Brewer, Aaron	LS	6-5	232	7/5/1990	6	San Diego State	Fullerton, CA
13	Brown, Jaron	WR	6-2	205	1/8/1990	5	Clemson	Cheraw, SC
12	Brown, John	WR	5-11	179	4/3/1990	4	Pittsburg State	Homestead, FL
20	Bucannon, Deone	SLB	6-1	211	8/30/1992	4	Washington State	Fairfield, CA
18	Bundy, Marquis	WR	6-4	215	8/5/1994	1	New Mexico	Anthem, AZ
42	Capi, Cap	LB	6-3	249	7/11/1992	1	Akron	Ocoee, FL
17	Clark, Larry	WR	6-3	208	5/8/1993	R	Colorado State-Pueblo	Venice, CA
63	Crowley, Lucas	C	6-3	290	9/7/1994	R	North Carolina	Ponte Vedra, FL
56	Dansby, Karlitos	LB	6-4	250	11/3/1981	14	Auburn	Birmingham, AL
4	Dawson, Phil	K	5-11	200	1/23/1975	19	Texas	Dallas, TX
83	Dobson, Aaron	WR	6-3	205	7/23/1991	4	Marshall	Dunbar, WV
38	Ellington, Andre	RB	5-9	199	2/3/1989	5	Clemson	Moncks Corner, SC
11	Fitzgerald, Larry	WR	6-3	218	8/31/1983	14	Pittsburgh	Minneapolis, MN
30	Ford, Rudy	CB	6-0	204	11/1/1994	R	Auburn	Big Cove, AL
59	Fua, Alani	LB	6-5	234	1/1/1992	3	BYU	San Fernando Valley, CA
7	Gabbert, Blaine	QB	6-4	235	10/15/1989	7	Missouri	Ballwin, MO
47	Gallon, Ironhead	S	5-10	202	1/18/1994	R	Georgia Southern	Madison, FL
10	Golden, Brittan	WR	5-11	186	7/20/1988	4	West Texas A&M	Denver City, TX
44	Golden, Markus	LB	6-3	260	3/13/1991	3	Missouri	St. Louis, MO
52	Gooden, Zaviar	LB	6-1	231	8/31/1990	4	Missouri	Pflugerville, TX
25	Gray, Daniel	CB	5-10	190	5/13/1994	R	Utah State	Fort Lauderdale, FL
84	Gresham, Jermaine	TE	6-5	260	6/16/1988	8	Oklahoma	Ardmore, OK
95	Gunter, Rodney	DT	6-5	305	1/19/1992	3	Delaware State	Lake Hamilton, FL
48	Hayes, Gump	CB	5-11	192	7/18/1992	R	Arizona State	Richmond, VA
85	Hogan, Krishawn	WR	6-3	222	5/12/1995	R	Marian	Indianapolis, IN
69	Holden, Will	T	6-7	312	9/14/1993	R	Vanderbilt	Green Cove Springs, FL
81	Hubert, Chris	WR	5-9	170	5/8/1993	1	Fayetteville State	Apex, NC
74	Humphries, D.J.	T	6-5	307	12/28/1993	3	Florida	Charlotte, NC
76	Iupati, Mike	G	6-5	331	5/12/1987	8	Idaho	Vaitogi, American Samoa
75	John, Ulrick	T	6-5	307	5/20/1992	4	Georgia State	Hinesville, GA
230	Johnson, Chris	RB	5-11	203	9/23/1985	10	East Carolina	Orlando, FL
31	Johnson, David	RB	6-1	224	12/16/1991	3	Northern Iowa	Clinton, IA
64	Johnson, Dorian	G	6-5	305	10/21/1994	R	Pittsburgh	Belle Vernon, PA
71	Johnson, Kaleb	G	6-4	300	2/22/1993	2	Rutgers	Jacksonville, FL
51	Johnson, Tre-Von	LB	6-1	235	2/10/1995	R	Weber State	Salt Lake City, UT
55	Jones, Chandler	LB	6-5	265	2/27/1990	6	Syracuse	Endicott, NY
93	Jones, Jarvis	LB	6-3	248	10/13/1989	5	Georgia	Columbus, GA
1	Knight, Trevor	QB	6-1	215	10/3/1993	R	Texas A&M	San Antonio, TX
9	Leone, Richie	P	6-3	211	3/10/1992	1	Houston	Roswell, GA
35d	Lewis, Ryan	CB	6-0	200	4/15/1994	R	Pittsburgh	Seattle, WA
22	Logan, T.J.	RB	5-10	195	9/3/1994	R	North Carolina	Greensboro, NC
50	Martin, Gabe	LB	6-2	236	6/5/1992	2	Bowling Green	Grand Blanc, MI
96	Martin, Kareem	LB	6-6	272	2/19/1992	4	North Carolina	Roanoke Rapids, NC
32	Mathieu, Tyrann	S	5-9	186	5/13/1992	5	LSU	New Orleans, LA
97	Mauro, Josh	DT	6-6	282	2/17/1991	4	Stanford	Hurst, TX
60	McLaughlin, Jonathan	T	6-5	313	10/27/1993	R	Virginia Tech	Mauldin, SC
34	Miller, Harlan	CB/S	6-0	182	6/20/1994	1	SE Louisiana	Kentwood, LA
80	Momah, Ifeanyi	TE	6-7	255	10/23/1989	3	Boston College	Greenlawn, NY
62	Munyer, Daniel	C/G	6-1	305	3/4/1992	1	Colorado	Harbor City, CA
14	Nelson, J.J.	WR	5-10	160	4/24/1992	3	UAB	Midfield, AL
87	Niklas, Troy	TE	6-6	270	9/18/1992	4	Notre Dame	Fullerton, CA
90	Nkemdiche, Robert	DT	6-4	296	9/19/1994	2	Mississippi	Loganville, GA
3	Palmer, Carson	QB	6-5	235	12/27/1979	15	USC	Rancho Santa Margarita, CA
350	Penny, Elijah	RB	6-2	234	8/17/1993	1	Idaho	Lakewood, CA
98	Peters, Corey	DT	6-3	305	6/8/1988	8	Kentucky	Louisville, KY
21	Peterson, Patrick	CB	6-1	203	7/11/1990	7	LSU	Pompano Beach, FL
72	Pierre, Olsen	DT	6-5	293	8/27/1991	1	Miami	Rahway, NJ
78	Price, Givens	T	6-4	310	10/3/1994	2	Nebraska	Houston, TX
43	Reddick, Haason	LB	6-1	235	9/22/1994	R	Temple	Camden, NJ
37	Rolle, Jumal	CB	6-0	190	5/28/1990	4	Catawba	Wilson, NC
15	Ross, Jeremy	WR	6-0	215	3/16/1988	6	California	Sacramento, CA
92	Rucker, Frostee	DT	6-3	280	9/14/1983	12	USC	Tustin, CA
86	Seals-Jones, Ricky	TE	6-5	243	3/15/1995	R	Texas A&M	Sealy, TX
23d	Shelton, Sojour	CB	5-9	177	12/25/1994	R	Wisconsin	Fort Lauderdale, FL
53	Shipley, A.Q.	C	6-1	307	5/22/1986	6	Penn State	Moon Township, PA
5	Stanton, Drew	QB	6-3	243	5/7/1984	10	Michigan State	Farmington Hills, MI
91	Stinson, Ed	DT	6-4	287	2/15/1990	4	Alabama	Homestead, FL
45	Summers, James	RB	6-3	210	6/12/1994	R	East Carolina	Greensboro, NC
65	Tasini, Pasoni	DT	6-3	307	5/31/1993	R	Utah	Wailuku, HI
61	Toner, Cole	G	6-5	300	3/13/1994	2	Harvard	Greenwood, IN
89	Valles, Hakeem	TE	6-5	260	11/23/1992	2	Monmouth	Sicklerville, NJ
68	Veldheer, Jared	T	6-8	321	6/14/1987	8	Hillsdale	Grand Rapids, MI
73	Wetzel, John	G	6-7	328	7/18/1991	2	Boston College	Pittsburgh, PA
6	Wile, Matt	P	6-2	215	6/20/1992	2	Michigan	San Diego, CA
26	Williams, Brandon	CB	6-0	200	9/9/1992	2	Texas A&M	Brookshire, TX
13	Williams, Chad	WR	6-1	204	10/19/1994	R	Grambling State	Baton Rouge, LA
33	Williams, Kerwynn	RB	5-8	198	6/9/1991	4	Utah State	Las Vegas, NV
94	Williams, Xavier	DT	6-2	309	1/18/1992	3	Northern Iowa	Kansas City, MO
58	Wright III, Scooby	LB	6-0	240	8/28/1994	2	Arizona	Windsor, CA
82	Wroblewski, Steven	TE	6-7	252	11/20/1992	R	Southern Utah	Aurora, CO
29	Zamort, Ronald	CB	5-10	174	11/10/1991	1	Western Michigan	Delray Beach, FL



2017 ARIZONA CARDINALS MEDIA GUIDE

2016 IN REVIEW

2016 FINAL STATISTICS

WON 7, LOST 8, TIED 1

9/11/2016	L	21-23	New England Patriots
9/18/2016	W	40-7	Tampa Bay Buccaneers
9/25/2016	L	18-33	at Buffalo Bills
10/2/2016	L	13-17	Los Angeles Rams
10/6/2016	W	33-21	at San Francisco 49ers
10/17/2016	W	28-3	New York Jets
10/23/2016	T	6-6 (OT)	Seattle Seahawks
10/30/2016	L	20-30	at Carolina Panthers
11/13/2016	W	23-20	San Francisco 49ers
11/20/2016	L	24-30	at Minnesota Vikings
11/27/2016	L	19-38	at Atlanta Falcons
12/4/2016	W	31-23	Washington Redskins
12/11/2016	L	23-26	at Miami Dolphins
12/18/2016	L	41-48	New Orleans Saints
12/24/2016	W	34-31	at Seattle Seahawks
1/1/2017	W	44-6	at Los Angeles Rams

TEAM

	Arizona	Opponent
Total First Downs	368	293
Rushing	97	90
Passing	229	175
Penalty	42	28
3rd Down: Made/Att	87/214	85/219
3rd Down Pct.	40.7%	38.8%
4th Down: Made/Att	5/10	7/15
4th Down Pct.	50.0%	46.7%
Possession Avg.	30:25	29:35
Total Net Yards	5868	4883
Avg. Per Game	366.8	305.2
Total Plays	1086	1019
Avg. Per Play	5.4	4.8
Net Yards Rushing	1732	1518
Avg. Per Game	108.3	94.9
Total Rushes	399	424
Net Yards Passing	4136	3365
Avg. Per Game	258.5	210.3
Sacked/Yards Lost	41/289	48/374
Gross Yards	4425	3739
Attempts/Completions	646/383	547/344
Completion Pct.	59.3%	62.9%
Had Intercepted	17	14
Punts/Average	80/40.9	80/45.4
Net Punting Avg.	36.5	42.0
Penalties/Yards	104/889	123/1010
Fumbles/Ball Lost	27/11	30/14
Touchdowns	51	41
Rushing	20	16
Passing	28	21
Returns	3	4

SCORE BY PERIODS

	Q1	Q2	Q3	Q4	OT	Pts
Team	58	140	81	136	3	418
Opponents	72	99	91	97	3	362

PASSING

	Att	Cmp	Yds	Cmp%	Yds/Att	TD	TD%	Int	Int%	Long	Sack/Lost	Rating
C.Palmer	597	364	4233	61.0%	7.1	26	4.4%	14	2.3%	80t	40/281	87.2
D.Stanton	48	19	192	39.6%	4.0	2	4.2%	3	6.3%	29t	1/8	39.6
L.Fitzgerald	1	0	0	0.0%	0.0	0	0.0%	0	0.0%	0	0/0	39.6
Team	646	383	4425	59.3%	6.8	28	4.3%	17	2.6%	80t	41/289	83.5
Opponents	547	344	3739	62.9%	6.8	21	3.8%	14	2.6%	71	48/374	85.1

SCORING

	TD	Ru	Pa	Rt	PAT	FG	2Pt	Pts
D.Johnson	20	16	4	0	0/0	0/0	1	122
C.Catanzaro	0	0	0	0	43/47	21/28	0	106
J.Nelson	7	1	6	0	0/0	0/0	0	42
L.Fitzgerald	6	0	6	0	0/0	0/0	0	36
M.Floyd	4	0	4	0	0/0	0/0	0	24
K.Williams	2	2	0	0	0/0	0/0	0	12
J.Brown	2	0	2	0	0/0	0/0	0	12
J.Gresham	2	0	2	0	0/0	0/0	0	12
C.Campbell	1	0	0	1	0/0	0/0	0	8
C.Johnson	1	1	0	0	0/0	0/0	0	6
J.Ross	1	0	1	0	0/0	0/0	0	6
B.Golden	1	0	1	0	0/0	0/0	0	6
J.Bethel	1	0	0	1	0/0	0/0	0	6
M.Cooper	1	0	0	1	0/0	0/0	0	6
Ja.Brown	1	0	1	0	0/0	0/0	0	6
D.Fells	1	0	1	0	0/0	0/0	0	6
C.Peters	0	0	0	0	0/0	0/0	0	2
Team	51	20	28	3	43/47	21/28	1	418
Opponents	41	16	21	4	37/40	25/28	1	362

2-Pt. Conversions: Team 1/4, Opponents: 1/1

SACKS:

M.Golden 12.5, C.Jones 11.0, C.Campbell 8.0, A.Okafor 3.5, K.Minter 3.5, T.Jefferson 2.0, D.Swearingen 2.0, R.Gunter 1.5, T.Mathieu 1.0, K.Martin 1.0 **Team:** 46.0, **Opponents:** 40.0

RUSHING

	No.	Yds	Avg	Long	TD
D.Johnson	293	1239	4.2	58t	16
K.Williams	18	157	8.7	49t	2
A.Ellington	34	96	2.8	13	0
C.Johnson	25	95	3.8	18	1
J.Nelson	4	83	20.8	56t	1
C.Palmer	14	38	2.7	16	0
S.Taylor	4	12	3.0	12	0
J.Brown	1	10	10.0	10	0
L.Fitzgerald	2	5	2.5	4	0
D.Butler	1	0	0.0	0	0
D.Stanton	3	-3	-1.0	-1	0
Team	399	1732	4.3	58t	20
Opponents	424	1518	3.6	49	16

RECEIVING

	No.	Yds	Avg	Long	TD
L.Fitzgerald	107	1023	9.6	32	6
D.Johnson	80	879	11.0	58	4
J.Brown	39	517	13.3	30t	2
J.Gresham	37	391	10.6	34	2
J.Nelson	34	568	16.7	80t	6
M.Floyd	33	446	13.5	39	4
D.Fells	14	154	11.0	37t	1
A.Ellington	12	85	7.1	16	0
Ja.Brown	11	187	17.0	51t	1
B.Golden	8	82	10.3	22	1
J.Ross	4	37	9.3	15	1
I.Momah	2	50	25.0	27	0
K.Williams	1	6	6.0	6	0
T.Niklas	1	0	0.0	0	0
H.Valles	0	0	0	0	0
C.Johnson	0	0	0	0	0
Team	383	4425	11.6	80t	28
Opponents	344	3739	10.9	71	21



INTERCEPTIONS

	No.	Yds	Avg	Long	TD
M.Cooper	4	95	23.8	60t	1
P.Peterson	3	27	9.0	25	0
D.Swearinger	3	13	4.3	12	0
J.Bethel	1	66	66.0	66t	1
H.Miller	1	52	52.0	52	0
T.Mathieu	1	9	9.0	5	0
C.Campbell	1	1	1.0	1	0
Team	14	263	18.8	66t	2
Opponents	17	226	13.3	100t	1

PUNTING

	No	Yds	Avg	Net	TB	In	Lg	B
R.Quigley	34	1416	41.6	37.2	2	13	55	1
D.Butler	32	1350	42.2	35.6	0	10	62	0
M.Wile	10	437	43.7	37.5	0	2	59	1
C.Catanzaro	2	66	33.0	33.0	0	0	47	0
Team	80	3269	40.9	36.5	2	25	62	2
Opponents	80	3633	45.4	42.0	2	23	73	0

PUNT RETURNS

	Ret	FC	Yds	Avg	Long	TD
J.Brown	17	11	119	7.0	32	0
P.Peterson	13	12	81	6.2	17	0
B.Golden	7	0	30	4.3	8	0
C.Jones	1	0	0	0.0	0	0
J.Ross	0	1	0	0	0	0
Team	38	24	230	6.1	32	0
Opponents	33	29	310	9.4	47	0

KICKOFF RETURNS

	No.	Yds	Avg	Long	TD
B.Golden	11	266	24.2	49	0
A.Ellington	10	163	16.3	25	0
J.Nelson	2	53	26.5	39	0
J.Brown	1	51	51.0	51	0
P.Peterson	1	11	11.0	11	0
Team	25	544	21.8	51	0
Opponents	29	671	23.1	104t	1

FIELD GOALS

	1-19	20-29	30-39	40-49	50+
C.Catanzaro	1/1	5/6	6/7	6/8	3/6
Team	1/1	5/6	6/7	6/8	3/6
Opponents	1/1	6/7	7/7	7/9	4/4

Fumbles Lost: C.Palmer 4, D.Johnson 3, L.Fitzgerald 1, D.Butler 1, B.Golden 1, J.Nelson 1 **Total:** 11

Opponent Fumble Recoveries: C.Campbell 3, Ch.Jones 2, T.Jefferson 2, A.Okafor 1, D.Bucannon 1, G.Martin 1, M.Golden 1, R.Gunter 1, I.Momah 1, J.Bethel 1 **Total:** 14

2016 INDIVIDUAL MILESTONES

Head Coach Bruce Arians

- Earned his 41st win with Arizona in the Cardinals season finale at Los Angeles. Arians' 41 wins represent the third-highest total in franchise history.

WR Larry Fitzgerald

- Named to his 10th career Pro Bowl after leading the NFL with 107 receptions in 2016. In Week 15 vs. New Orleans, Fitzgerald appeared in his 200th career game, becoming just the second player in franchise history (Jim Bakken-234) to appear in at least 200 career games with the Cardinals.

RB David Johnson

- Selected to his first Pro Bowl after leading the NFL and establishing a new franchise record with 2,118 scrimmage yards (1,239 rushing; 879 receiving). Johnson also led the NFL and set a franchise record with 20 TDs in 2016, including a franchise record 16 rushing TDs. He became the first player in NFL history to post 100+ scrimmage yards in each of the first 15 games of a season.

QB Carson Palmer

- Threw for 4,233 yards and 26 TDs in 2016. Palmer is the only player in franchise history to throw for 4,000+ yards in multiple seasons (has done so three times) and he joins Kurt Warner (3 times, 2007-09) as the only QBs in franchise history with 25+ TD passes in multiple seasons (has done so twice).

CB Patrick Peterson

- Selected to his sixth consecutive Pro Bowl (5th as a CB), joining Hall of Famers Jim Brown, Barry Sanders and Emmitt Smith as the only players in NFL history to be chosen to six Pro Bowls before their 27th birthday.

LB Markus Golden

- Totaled 63 tackles and led the team in sacks (12.5) and tackles for loss (16) while adding 23 QB hits, 19 QB pressures, four forced fumbles, a fumble recovery and two passes defended in 2016. His 12.5 sacks this season ranked third in the NFL, more than tripled the output from his rookie campaign in 2015 (4.0) and it marks the highest total in franchise history by a linebacker.

LB Chandler Jones

- In his first season in Arizona, Jones totaled 57 tackles, 15 tackles for loss, 11.0 sacks, four forced fumbles, two fumble recoveries, 14 QB pressures and 22 QB hits. Combined with Markus Golden's 12.5 sacks, it marks just the third time in franchise history (1983, 1984) the Cardinals had multiple players with double-digit sacks in a season.

DT Calais Campbell

- Totaled 8.0 sacks in 2016, extending his team record for a defensive lineman to seven seasons with 6.0+ sacks. Campbell's 56.5 career sacks rank second on the franchise all-time sacks list behind only Freddie Joe Nunn (66.0).

WR J.J. Nelson

- Established career highs with 34 receptions for 568 yards and seven total TDs (6 receiving, 1 rushing) in 2016. All seven of his TDs came in the final nine games of the season.

S Tony Jefferson

- Established career highs with 92 tackles, 13 tackles for loss, 2.0 sacks and two fumble recoveries in 2016 - despite missing the final two games with a knee injury suffered in Week 16.



2016 DEFENSIVE STATISTICS

(Based on coaches film review)

Name	TT	UT	AT	TFL	Sacks/Yds	INT	PD	FF	FR	QB	QB	SPECIAL TEAMS							
										PRS	HITS	TT	UT	AT	FF	FR	BP/K		
Deone Bucannon	100	70	30	7	-	-	4	-	1	2	2	2	2	2	-	-	-	-	-
Kevin Minter	95	63	32	9	3.5/28	-	4	-	-	8	8	-	-	-	-	-	-	-	-
Tony Jefferson	92	74	18	13	2/15	-	5	2	2	1	3	4	4	-	-	-	-	-	-
Marcus Cooper	65	56	9	1	-	4	11	-	-	-	-	-	-	-	-	-	-	-	-
Markus Golden	63	45	18	19	12.5/96.5	-	2	4	1	19	23	-	-	-	-	-	-	-	-
Calais Campbell	63	45	18	18	8/67.5	1	7	2	3	26	27	-	-	-	-	-	-	-	-
D.J. Swearinger	63	58	5	4	2/13	3	8	-	-	-	2	2	2	-	-	-	-	-	-
Chandler Jones	57	43	14	18	11/85.5	-	3	4	2	14	22	-	-	-	-	-	-	-	-
Patrick Peterson	46	39	7	1	-	3	8	-	-	-	-	1	1	-	-	-	-	-	-
Josh Mauro	42	31	11	13	-	-	1	-	-	5	4	-	-	-	-	-	-	-	-
Sio Moore	40	27	13	3	-	-	2	2	-	-	2	-	-	-	-	-	-	-	-
Tyrann Mathieu	36	33	3	3	1/11	1	3	1	-	-	-	-	-	-	-	-	-	-	-
Corey Peters	30	23	7	8	-	-	-	-	-	13	2	-	-	-	-	-	-	-	-
Tyvon Branch	27	24	3	1	-	-	4	-	-	-	1	1	1	-	-	-	-	-	-
Justin Bethel	26	25	1	3	-	1	6	-	1	-	-	13	12	1	1	-	-	1	1
Frostee Rucker	25	17	8	6	-	-	1	1	-	4	5	-	-	-	-	-	-	-	-
Brandon Williams	23	18	5	-	-	-	4	-	-	-	-	3	2	1	-	-	-	-	-
Rodney Gunter	18	14	4	2	1.5/11	-	-	-	1	9	4	-	-	-	-	-	-	1	1
Alex Okafor	16	10	6	3	3.5/28.5	-	-	1	-	2	8	2	2	-	-	1	-	-	-
Xavier Williams	11	6	5	1	-	-	-	-	-	2	2	-	-	-	-	-	-	-	-
Ed Stinson	7	6	1	-	-	-	-	-	-	1	1	-	-	-	-	-	-	-	-
Kareem Martin	6	5	1	1	1/4	-	-	-	-	1	1	6	5	1	1	-	-	-	-
Harlan Miller	6	5	1	1	-	1	2	-	-	-	-	1	-	1	-	-	-	-	-
Tharold Simon	6	5	1	-	-	-	-	-	-	-	-	-	-	-	-	-	-	-	-
Gabe Martin	4	1	3	-	-	-	-	-	-	-	-	2	1	1	-	1	-	-	-
Robert Nkemdiche	3	1	2	-	-	-	1	-	-	1	1	-	-	-	-	-	-	-	-
Scooby Wright III	1	-	1	-	-	-	-	-	-	-	-	1	-	1	-	-	-	-	-
Kerwynn Williams	-	-	-	-	-	-	-	-	-	-	-	5	4	1	-	-	-	-	-
Ifeanyi Momah	-	-	-	-	-	-	-	-	-	-	-	4	4	-	1	1	-	-	-
Zaviar Gooden	-	-	-	-	-	-	-	-	-	-	-	4	2	2	-	-	-	-	-
Brittan Golden	-	-	-	-	-	-	-	-	-	-	-	3	3	-	-	-	-	-	-
Hakeem Valles	-	-	-	-	-	-	-	-	-	-	-	3	3	-	-	-	-	-	-
Ryan Quigley	-	-	-	-	-	-	-	-	-	-	-	2	2	-	1	-	-	-	-
Drew Butler	-	-	-	-	-	-	-	-	-	-	-	2	1	1	-	-	-	-	-
Aaron Brewer	-	-	-	-	-	-	-	-	-	-	-	2	2	-	-	-	-	-	-
Christian Bryant	-	-	-	-	-	-	-	-	-	-	-	1	-	1	-	-	-	-	-
Jaron Brown	-	-	-	-	-	-	-	-	-	-	-	1	1	-	-	-	-	-	-
Stepfan Taylor	-	-	-	-	-	-	-	-	-	-	-	1	1	-	-	-	-	-	-
Alani Fua	-	-	-	-	-	-	-	-	-	-	-	1	-	1	-	-	-	-	-
Chandler Catanzaro	-	-	-	-	-	-	-	-	-	-	-	1	-	1	-	-	-	-	-
Troy Niklas	-	-	-	-	-	-	-	-	-	-	-	1	1	-	-	-	-	-	-

MISCELLANEOUS:

Marcus Cooper: 60-yard interception return for a TD vs. Tampa Bay, September 18**Corey Peters:** Tackled RB LeSean McCoy in end zone for a safety @ Buffalo, September 25**Calais Campbell:** Tackled QB Blaine Gabbert in end zone for a safety @ San Francisco, October 6**Calais Campbell:** 53-yard fumble return for a TD vs. New Orleans, December 18**Justin Bethel:** 66-yard interception return for a TD @ Los Angeles, January 1



2016 DEFENSIVE SUMMARIES

SEPTEMBER 11 ■ CARDINALS VS. NEW ENGLAND PATRIOTS ■ SCORE: 23-21 (L)

Top Tacklers	Sacks	INTs	Forced Fumbles	Recovered Fumbles
T. Jefferson (10)	M. Golden (1)		F. Rucker (1)	C. Campbell (1)
K. Minter (8)	C. Jones (1)		M. Golden (1)	C. Jones (1)
T. Mathieu (7)				
T. Branch (7)				
D. Bucannon (6)				

SEPTEMBER 18 ■ CARDINALS VS. TAMPA BAY BUCCANEERS ■ SCORE: 40-7 (W)

Top Tacklers	Sacks	INTs	Forced Fumbles	Recovered Fumbles
T. Jefferson (11)	M. Golden (1)	M. Cooper (2)		T. Jefferson (1)
T. Branch (10)	C. Jones (1)	P. Peterson (1)		
M. Cooper (7)	Team sack (1)	D. Swearinger (1)		
D. Bucannon (6)				

SEPTEMBER 25 ■ CARDINALS AT BUFFALO BILLS ■ SCORE: 33-18 (L)

Top Tacklers	Sacks	INTs	Forced Fumbles	Recovered Fumbles
T. Jefferson (9)	M. Golden (1)	P. Peterson (1)	T. Jefferson (1)	
M. Cooper (7)	C. Jones (1)		T. Mathieu (1)	
M. Golden (7)	K. Minter (1)			
P. Peterson (5)	T. Jefferson (1)			
C. Jones (7)				

OCTOBER 2 ■ CARDINALS VS. LOS ANGELES RAMS ■ SCORE: 17-13 (L)

Top Tacklers	Sacks	INTs	Forced Fumbles	Recovered Fumbles
T. Jefferson (9)	M. Golden (1)		C. Jones (1)	C. Jones (1)
K. Minter (5)	C. Jones (1)			
D. Bucannon (5)				
C. Jones (4)				

OCTOBER 6 ■ CARDINALS AT SAN FRANCISCO 49ERS ■ SCORE: 33-21 (W)

Top Tacklers	Sacks	INTs	Forced Fumbles	Recovered Fumbles
D. Bucannon (15)	M. Golden (2)	M. Cooper (1)		
M. Golden (11)	C. Campbell (2)	C. Campbell (1)		
K. Minter (9)	K. Minter (1.5)			
D. Swearinger (7)	D. Swearinger (1)			
C. Jones (7)	A. Okafor (.5)			

OCTOBER 17 ■ CARDINALS VS. NEW YORK JETS ■ SCORE: 28-3 (W)

Top Tacklers	Sacks	INTs	Forced Fumbles	Recovered Fumbles
T. Mathieu (6)	A. Okafor (1)	D. Swearinger (1)	A. Okafor (1)	
D. Bucannon (5)		T. Mathieu (1)		
T. Simon (4)				
D. Swearinger (4)				
C. Peters (3)				
K. Minter (3)				

OCTOBER 23 ■ CARDINALS VS. SEATTLE SEAHAWKS ■ SCORE: 6-6 (TIE-OT)

Top Tacklers	Sacks	INTs	Forced Fumbles	Recovered Fumbles
D. Bucannon (15)	C. Jones (1)		C. Jones (1)	
K. Minter (10)			M. Golden (1)	
M. Cooper (7)				
M. Golden (6)				
C. Campbell (4)				

OCTOBER 30 ■ CARDINALS AT CAROLINA PANTHERS ■ SCORE: 30-20 (L)

Top Tacklers	Sacks	INTs	Forced Fumbles	Recovered Fumbles
D. Bucannon (10)	K. Martin (1)		T. Jefferson (1)	T. Jefferson (1)
K. Minter (10)				
C. Campbell (8)				
D. Swearinger (7)				



NOVEMBER 13 ■ CARDINALS VS. SAN FRANCISCO 49ERS ■ SCORE: 23-20 (W)

Top Tacklers	Sacks	INTs	Forced Fumbles	Recovered Fumbles
D. Bucannon (8)	C. Jones (2)			
T. Jefferson (7)	C. Campbell (1)			
J. Mauro (6)				
C. Jones (4)				
P. Peterson (4)				
J. Bethel (4)				
M. Cooper (4)				

NOVEMBER 20 ■ CARDINALS AT MINNESOTA VIKINGS ■ SCORE: 30-24 (L)

Top Tacklers	Sacks	INTs	Forced Fumbles	Recovered Fumbles
D. Bucannon (7)	C. Jones (1)		C. Jones (1)	D. Bucannon (1)
K. Minter (7)	A. Okafor (1)			
M. Golden (6)				
F. Rucker (5)				
C. Jones (5)				
J. Bethel (5)				

NOVEMBER 27 ■ CARDINALS AT ATLANTA FALCONS ■ SCORE: 38-19 (L)

Top Tacklers	Sacks	INTs	Forced Fumbles	Recovered Fumbles
M. Cooper (9)	T. Mathieu (1)	D. Swearingner (1)		
D. Swearingner (7)	M. Golden (1)			
T. Jefferson (7)	T. Jefferson (1)			
C. Peters (6)				
P. Peterson (5)				
D. Bucannon (5)				

DECEMBER 4 ■ CARDINALS VS. WASHINGTON REDSKINS ■ SCORE: 31-23 (W)

Top Tacklers	Sacks	INTs	Forced Fumbles	Recovered Fumbles
D. Bucannon (8)	K. Minter (1)	P. Peterson (1)	C. Campbell (1)	M. Golden (1)
M. Cooper (6)	C. Campbell (1)			
K. Minter (6)				
T. Jefferson (5)				
C. Campbell (5)				

DECEMBER 11 ■ CARDINALS AT MIAMI DOLPHINS ■ SCORE: 26-23 (L)

Top Tacklers	Sacks	INTs	Forced Fumbles	Recovered Fumbles
T. Jefferson (10)	TEAM (1)	M. Cooper (1)	C. Campbell (1)	R. Gunter (1)
D. Swearingner (6)				
D. Bucannon (6)				
S. Moore (5)				
M. Golden (5)				
J. Mauro (5)				

DECEMBER 18 ■ CARDINALS VS. NEW ORLEANS SAINTS ■ SCORE: 48-41 (L)

Top Tacklers	Sacks	INTs	Forced Fumbles	Recovered Fumbles
S. Moore (15)	C. Campbell (2)		M. Golden (1)	C. Campbell (1)
K. Minter (11)	M. Golden (1)			
M. Cooper (7)				
B. Williams (6)				
T. Mathieu (6)				
T. Jefferson (6)				
C. Campbell (6)				

DECEMBER 24 ■ CARDINALS AT SEATTLE SEAHAWKS ■ SCORE: 34-31 (W)

Top Tacklers	Sacks	INTs	Forced Fumbles	Recovered Fumbles
S. Moore (13)	M. Golden (2)			C. Campbell (1)
B. Williams (10)	C. Jones (1.5)			
P. Peterson (7)	A. Okafor (1)			
D. Swearingner (6)	R. Gunter (1)			
J. Bethel (5)	C. Campbell (1.5)			
C. Jones (5)				

JANUARY 1 ■ CARDINALS AT LOS ANGELES RAMS ■ SCORE: 44-6 (W)

Top Tacklers	Sacks	INTs	Forced Fumbles	Recovered Fumbles
K. Minter (8)	M. Golden (2.5)	J. Bethel (1)	S. Moore (2)	J. Bethel (1)
S. Moore (7)	C. Jones (1.5)	H. Miller (1)	M. Golden (1)	
J. Bethel (6)	C. Campbell (1.5)		C. Jones (1)	
D. Swearingner (5)	D. Swearingner (1)			
H. Miller (4)	R. Gunter (.5)			
K. Martin (4)				



STARTING LINEUPS

OFFENSE

Opponent, Date	WR	LT	LG	C	RG	RT	TE	WR	QB	RB	TE
New England, Sep. 11	Floyd	Veldheer	Iupati	Shipley	Mathis	Humphries	Niklas	Fitzgerald	Palmer	D. Johnson	Gresham
	WR	LT	LG	C	RG	RT	TE	WR	QB	RB	WR
Tampa Bay, Sep. 18	Floyd	Veldheer	Iupati	Shipley	Mathis	Humphries	Fells	Fitzgerald	Palmer	D. Johnson	Ja. Brown
	WR	LT	LG	C	RG	RT	TE	WR	QB	RB	TE
at Buffalo, Sep. 25	Floyd	Veldheer	Iupati	Shipley	Watford	Humphries	Niklas	Fitzgerald	Palmer	D. Johnson	Gresham
	WR	LT	LG	C	RG	RT	TE	WR	QB	RB	WR
Los Angeles, Oct. 2	Jo. Brown	Veldheer	Iupati	Shipley	Mathis	Humphries	Fells	Fitzgerald	Palmer	D. Johnson	Ja. Brown
	WR	LT	LG	C	RG	RT	TE	WR	QB	RB	TE
at San Fran, Oct. 6	Jo. Brown	Veldheer	Iupati	Shipley	Mathis	Humphries	Valles	Fitzgerald	Stanton	D. Johnson	Gresham
New York Jets, Oct. 17	Jo. Brown	Veldheer	Wetzel	Shipley	Watford	Humphries	Fells	Fitzgerald	Palmer	D. Johnson	Gresham
Seattle, Oct. 23	Floyd	Veldheer	Iupati	Shipley	Watford	Humphries	Fells	Fitzgerald	Palmer	D. Johnson	Gresham
at Carolina, Oct. 30	Nelson	Veldheer	Iupati	Shipley	Watford	Humphries	Momah	Fitzgerald	Palmer	D. Johnson	Gresham
San Francisco, Nov. 13	Nelson	Wetzel	Iupati	Shipley	Watford	Humphries	Fells	Fitzgerald	Palmer	D. Johnson	Gresham
at Minnesota, Nov. 20	Floyd	Wetzel	Iupati	Shipley	Watford	Humphries	Fells	Fitzgerald	Palmer	D. Johnson	Gresham
at Atlanta, Nov. 27	Jo. Brown	Humphries	Iupati	Shipley	Wetzel	John	Fells	Fitzgerald	Palmer	D. Johnson	Gresham
	WR	LT	LG	C	RG	RT	TE	WR	QB	RB	WR
Washington, Dec. 4	Floyd	Humphries	Iupati	Shipley	Wetzel	John	Gresham	Fitzgerald	Palmer	D. Johnson	Nelson
at Miami, Dec. 11	Floyd	Humphries	Iupati	Shipley	Watford	John	Gresham	Fitzgerald	Palmer	D. Johnson	Nelson
New Orleans, Dec. 18	Jo. Brown	Wetzel	Iupati	Shipley	Boggs	Watford	Gresham	Fitzgerald	Palmer	D. Johnson	Nelson
at Seattle, Dec. 24	Jo. Brown	Wetzel	Iupati	Shipley	Boggs	Watford	Gresham	Fitzgerald	Palmer	D. Johnson	Nelson
at Los Angeles, Jan. 1	Golden	Wetzel	Iupati	Shipley	Boehm	Watford	Gresham	Fitzgerald	Palmer	D. Johnson	Ross

DEFENSE

Opponent, Date	DT	NT	DT	SAM	\$LB	ILB	DB	LCB	RCB	SS	FS
New England, Sep. 11	Campbell	Mauro	Rucker	Jones	Bucannon	Minter	Branch	Peterson	Williams	Jefferson	Mathieu
Tampa Bay, Sep. 18	Campbell	Peters	Mauro	Jones	Bucannon	Minter	Branch	Peterson	Williams	Jefferson	Mathieu
	DT	NT	DT	SAM	\$LB	ILB	WILL	LCB	RCB	SS	FS
at Buffalo, Sep. 25	Campbell	Peters	Stinson	Jones	Bucannon	Minter	Golden	Peterson	Cooper	Jefferson	Mathieu
	DT	NT	DT	SAM	\$LB	ILB	DB	LCB	RCB	SS	FS
Los Angeles, Oct. 2	Campbell	Peters	Mauro	Jones	Bucannon	Minter	Branch	Peterson	Cooper	Jefferson	Mathieu
	DT	NT	SAM	\$LB	ILB	WILL	DB	LCB	RCB	SS	FS
at San Fran, Oct. 6	Campbell	Peters	Jones	Bucannon	Minter	Golden	Swearingner	Peterson	Cooper	Jefferson	Mathieu
	DT	NT	DT	SAM	\$LB	ILB	DB	LCB	RCB	SS	FS
New York Jets, Oct. 17	Campbell	Peters	Mauro	Jones	Bucannon	Minter	Swearingner	Peterson	Cooper	Jefferson	Mathieu
Seattle, Oct. 23	Campbell	Peters	Mauro	Jones	Bucannon	Minter	Swearingner	Peterson	Cooper	Jefferson	Mathieu
at Carolina, Oct. 30	Campbell	Peters	Mauro	Jones	Bucannon	Minter	Swearingner	Peterson	Cooper	Jefferson	Mathieu
San Francisco, Nov. 13	Campbell	Peters	Mauro	Jones	Bucannon	Minter	Bethel	Peterson	Cooper	Jefferson	Swearingner
	DT	NT	DT	SAM	\$LB	ILB	WILL	LCB	RCB	SS	FS
at Minnesota, Nov. 20	Campbell	Williams	Gunter	Jones	Bucannon	Minter	Golden	Peterson	Cooper	Jefferson	Swearingner
	DT	NT	DT	SAM	\$LB	ILB	DB	LCB	RCB	SS	FS
at Atlanta, Nov. 27	Campbell	Peters	Mauro	Jones	Bucannon	Minter	Swearingner	Peterson	Cooper	Jefferson	Mathieu
Washington, Dec. 4	Campbell	Peters	Mauro	Jones	Bucannon	Minter	Branch	Peterson	Cooper	Jefferson	Swearingner
at Miami, Dec. 11	Campbell	Peters	Mauro	Jones	Bucannon	Minter	Branch	Peterson	Cooper	Jefferson	Swearingner
New Orleans, Dec. 18	Campbell	Peters	Mauro	Jones	Moore	Minter	Swearingner	Peterson	Cooper	Jefferson	Mathieu
at Seattle, Dec. 24	Campbell	Peters	Mauro	Jones	Moore	Minter	Bethel	Peterson	Williams	Swearingner	Miller
at Los Angeles, Jan. 1	Campbell	Peters	Mauro	Jones	Moore	Minter	Bethel	Peterson	Cooper	Swearingner	Miller

GAME-BY-GAME OFFENSE

	9/11 vs. New England	9/18 vs. Tampa Bay	9/25 @ Buffalo	10/2 vs. Los Angeles	10/6 @ San Francisco	10/17 vs. NY Jets	10/23 vs. Seattle	10/30 @ Carolina	11/13 vs. San Francisco	11/20 @ Minnesota	11/27 @ Atlanta	12/4 vs. Washington	12/11 @ Miami	12/18 vs. New Orleans	12/24 @ Seattle	1/1 vs. Los Angeles	Totals
First Downs	21	20	25	26	17	28	23	22	26	24	23	24	21	26	21	21	368
Rushing	6	4	5	6	10	10	6	2	4	8	3	7	6	7	10	3	97
Passing	14	15	17	17	6	14	14	19	17	12	17	16	10	17	9	15	229
Penalty	1	1	3	3	1	4	3	1	5	4	3	1	5	2	2	3	42
Third Downs	12	14	15	13	16	11	21	12	14	13	11	16	13	10	9	14	214
Converted	6	6	5	6	5	6	10	4	7	4	4	10	4	5	1	4	87
Efficiency	50%	43%	33%	46%	31%	55%	48%	33%	50%	31%	36%	63%	31%	50%	11%	29%	40.7%
Fourth Downs	0	0	1	0	0	0	1	1	0	1	2	1	0	1	0	2	10
Converted	0	0	0	0	0	0	0	1	0	0	1	1	0	1	0	1	5
Efficiency	0%	0%	0%	0%	0%	0%	0%	100%	0%	0%	50%	100%	0%	100%	0%	50%	50.0%
Total Net Yards	344	416	348	420	288	396	443	340	443	290	332	369	300	425	370	344	5868
Plays	59	65	77	75	66	70	90	64	74	70	61	72	63	56	57	67	1086
Avg./Play	5.8	6.4	4.5	5.6	4.4	5.7	4.9	5.3	6.0	4.1	5.4	5.1	4.8	7.6	6.5	5.1	5.4
Net Yards Rushing	92	105	88	118	172	171	132	24	80	135	58	88	175	116	94	84	1732
Attempts	19	30	22	25	37	35	37	10	23	28	14	24	27	15	29	24	399
Avg./Rush	4.8	3.5	4.0	4.7	4.6	4.9	3.6	2.4	3.5	4.8	4.1	3.7	6.5	7.7	3.2	3.5	4.3
Touchdowns	1	1	2	0	2	3	0	0	1	1	0	1	1	3	3	1	20
Net Yards Passing	252	311	260	302	116	225	311	316	363	155	274	281	125	309	276	260	4136
Sacks	3	1	5	3	1	0	4	8	2	4	2	2	3	1	1	1	41
Yards Lost	19	4	27	23	8	0	31	47	13	43	15	19	20	9	8	3	289
Gross Yards	271	315	287	325	124	225	342	363	376	198	289	300	145	318	284	263	4425
Attempts	37	34	50	47	28	35	49	46	49	38	45	46	33	40	27	42	646
Completions	24	18	26	27	11	24	29	35	30	20	25	30	18	28	16	22	383
Pct.	64.9%	52.9%	52.0%	57.4%	39.3%	68.6%	59.2%	76.1%	61.2%	52.6%	55.6%	65.2%	54.5%	70.0%	59.3%	52.4%	59.3%
Touchdowns	2	3	0	1	2	1	0	3	1	2	2	3	2	2	1	3	28
Interceptions	0	0	4	3	0	0	0	1	2	2	1	0	2	0	0	2	17
Yards Per Attempt	6.3	8.9	4.7	6.0	4.0	6.4	5.9	5.9	7.1	3.7	5.8	5.9	3.5	7.5	9.9	6.0	6.0
Kickoffs-EZ-TB	4-4-3	8-8-7	4-2-1	4-4-3	6-5-4	5-5-5	3-2-1	4-3-2	4-4-3	5-5-4	4-2-2	6-5-3	5-4-3	7-4-4	6-5-3	8-7-483-69-52	
Punting	5	6	6	4	9	5	7	6	4	5	4	3	5	2	5	4	80
Average	36.0	46.5	35.3	42.3	42.4	40.0	32.7	43.2	44.3	44.8	41.5	39.7	47.2	34.0	44.4	36.8	40.9
Net Average	32.4	39.3	28.8	25.5	42.4	40.0	29.9	43.2	37.3	37.8	40.0	34.0	36.8	34.0	43.0	32.3	36.5
Had Blocked	0	0	0	0	0	0	1	0	0	0	0	0	0	0	0	1	2
FG-PAT Had Blocked	0-0	0-0	0-0	0-0	0-0	0-0	1-0	0-0	0-0	0-0	0-0	0-0	0-1	0-0	0-0	0-0	1-1
Penalties/Yards	6-58	3-30	8-50	6-45	7-50	9-64	6-45	10-88	2-10	8-96	8-60	6-51	7-54	7-52	7-85	4-51104-889	
Fumbles/Lost	1-0	0-0	3-1	2-2	2-0	3-0	1-0	2-1	2-2	1-0	1-0	1-0	4-2	2-2	1-1	1-0	27-11
Touchdowns	3	5	2	1	4	4	0	3	2	3	2	4	3	6	4	5	51
Rushing	1	1	2	0	2	3	0	0	1	1	0	1	1	3	3	1	20
Passing	2	3	0	1	2	1	0	3	1	2	2	3	2	2	1	3	28
Returns	0	1	0	0	0	0	0	0	0	0	0	0	0	1	0	1	3
PAT/ 2-Point Made/Att.	3-3	4-5	1-2	1-1	4-4	4-4	0-0	2-3	2-2	3-3	1-2	4-4	1-3	5-6	4-4	5-5	44-51
Kicking Made/Att.	3-3	4-5	1-1	1-1	4-4	4-4	0-0	2-2	2-2	3-3	1-1	4-4	0-2	5-6	4-4	5-5	43-47
2-pt Rushing Made/Att.	0-0	0-0	0-0	0-0	0-0	0-0	0-0	0-0	0-0	0-0	0-0	0-0	0-0	0-0	0-0	0-0	0-0
2-pt Passing Made/Att.	0-0	0-0	0-1	0-0	0-0	0-0	0-0	0-1	0-0	0-0	0-1	0-0	1-1	0-0	0-0	0-0	1-4
Field Goals Made/Att.	0-1	2-2	1-1	2-2	1-1	0-0	2-4	0-0	3-3	1-1	2-2	1-2	1-2	0-1	2-3	3-3	21-28
Safeties Awarded	0	0	1	0	1	0	0	0	0	0	0	0	0	0	0	0	2
Points Scored	21	40	18	13	33	28	6	20	23	24	19	31	23	41	34	44	418
Time Of Possession	26:01	29:03	34:00	32:09	31:44	36:02	46:21	29:12	32:18	31:02	25:38	33:46	29:56	22:47	26:18	27:58	30:25



GAME-BY-GAME DEFENSE

	9/11 vs. New England	9/18 vs. Tampa Bay	9/25 @ Buffalo	10/2 vs. Los Angeles	10/6 @ San Francisco	10/17 vs. NY Jets	10/23 vs. Seattle	10/30 @ Carolina	11/13 vs. San Francisco	11/20 @ Minnesota	11/27 @ Atlanta	12/4 vs. Washington	12/11 @ Miami	12/18 vs. New Orleans	12/24 @ Seattle	1/1 vs. Los Angeles	Totals
First Downs	19	21	16	12	25	11	11	19	15	16	28	19	15	33	24	9	293
Rushing	7	5	11	1	10	2	4	9	4	4	8	5	3	10	5	2	90
Passing	11	14	5	10	12	8	7	10	11	7	15	12	11	20	17	5	175
Penalty	1	2	0	1	3	1	0	0	0	5	5	2	1	3	2	2	28
Third Downs	16	13	13	14	14	13	14	14	17	13	9	11	13	14	17	14	219
Converted	10	5	4	6	4	2	3	6	7	6	4	5	4	9	8	2	85
Efficiency	63.3%	38%	31%	43%	29%	15%	21%	43%	41%	46%	44%	45%	31%	64%	47%	14%	38.8%
Fourth Downs	0	1	0	1	1	2	0	2	1	1	1	0	0	1	2	2	15
Converted	0	0	0	0	1	1	0	1	1	0	1	0	0	1	0	1	7
Efficiency	0%	0%	0%	0%	100%	50%	0%	50%	100%	0%	100%	0%	0%	100%	0%	50%	46.7%
Total Net Yards	363	306	296	288	286	230	257	349	281	217	360	333	314	488	391	123	4883
Plays	66	76	61	55	74	52	57	64	61	54	67	57	57	83	78	57	1019
Avg./Play	5.5	4.0	4.9	5.2	3.9	4.4	4.5	5.5	4.6	4.0	5.4	5.8	5.5	5.9	5.0	2.2	4.8
Net Yards Rushing	106	85	208	41	151	33	52	141	83	72	116	87	83	130	78	52	1518
Attempts	31	21	32	23	36	14	19	36	28	34	30	18	31	32	27	22	424
Avg./Rush	3.4	4.0	6.5	1.8	4.2	2.4	2.7	3.9	3.0	3.0	3.9	4.8	2.7	4.1	2.9	2.4	3.6
Touchdowns	1	0	3	0	2	0	0	2	1	1	3	1	0	2	0	0	16
Net Yards Passing	257	221	88	247	135	197	205	208	198	145	244	246	231	358	313	71	3365
Sacks	2	3	4	2	7	1	1	1	3	2	3	2	1	3	6	7	48
Yards Lost	7	22	31	19	27	8	20	4	12	24	25	25	11	31	37	72	374
Gross Yards	264	243	119	266	162	205	225	212	210	169	269	271	242	389	350	143	3739
Attempts	33	52	25	30	31	37	37	27	30	28	34	37	25	48	45	28	547
Completions	24	27	14	18	18	20	24	14	17	20	26	21	18	37	29	17	344
Pct.	72.7%	51.9%	56.0%	60.0%	58.1%	54.1%	64.9%	51.9%	56.7%	71.4%	76.5%	56.8%	72.0%	77.1%	64.4%	60.7%	62.9%
Touchdowns	1	1	0	2	1	0	0	0	1	1	2	1	3	4	4	0	21
Interceptions	0	4	1	0	2	2	0	0	0	0	1	1	1	0	0	2	14
Yards Per Attempt	7.3	4.0	3.0	7.7	3.6	5.2	5.4	7.4	6.0	4.8	6.6	6.3	8.9	7.0	6.1	2.0	5.7
Kickoffs-EZ-TB	6-4-2	2-2-2	8-6-5	4-3-2	5-1-1	2-2-2	4-4-4	7-7-6	5-2-2	6-5-5	7-7-7	6-6-6	4-3-3	9-6-3	6-4-4	3-3-3	384-65-56
Punting	2	6	5	6	7	7	9	3	7	4	2	2	8	1	4	7	80
Average	44.5	47.0	35.6	46.2	49.9	42.1	46.0	52.3	43.6	56.3	58.0	44.5	43.3	30.0	36.0	48.1	45.4
Net Average	40.5	42.5	33.2	42.3	46.3	41.6	42.3	50.3	41.7	47.3	52.0	38.0	39.3	30.0	36.0	44.4	42.0
Had Blocked	0	0	0	0	0	0	0	0	0	0	0	0	0	0	0	0	0
FG-PAT Had Blocked	0-0	0-0	0-0	0-0	0-0	0-0	0-0	0-0	0-0	0-1	0-0	0-0	0-0	0-0	1-0	0-0	1-1
Penalties/Yards	8-69	5-39	9-75	9-84	4-34	10-83	10-90	5-40	9-100	10-73	4-23	7-35	14-118	5-46	5-40	9-61	123-1010
Fumbles/Lost	3-2	1-1	3-0	1-1	2-1	1-0	2-0	1-1	1-1	1-1	0-0	2-1	5-2	1-1	1-1	5-1	30-14
Touchdowns	2	1	4	2	3	0	0	3	2	4	5	2	3	6	4	0	41
Rushing	1	0	3	0	2	0	0	2	1	1	3	1	0	2	0	0	16
Passing	1	1	0	2	1	0	0	0	1	1	2	1	3	4	4	0	21
Returns	0	0	1	0	0	0	0	1	0	2	0	0	0	0	0	0	4
PAT/ 2-Point Made/Att.	2-2	1-1	3-4	2-2	3-3	0-0	0-0	3-3	2-2	3-4	5-5	2-2	3-3	6-6	3-4	0-0	38-41
Kicking Made/Att.	2-2	1-1	3-4	2-2	3-3	0-0	0-0	3-3	2-2	3-4	5-5	2-2	3-3	6-6	2-3	0-0	37-40
2-pt Rushing Made/Att.	0-0	0-0	0-0	0-0	0-0	0-0	0-0	0-0	0-0	0-0	0-0	0-0	0-0	0-0	0-0	0-0	0-0
2-pt Passing Made/Att.	0-0	0-0	0-0	0-0	0-0	0-0	0-0	0-0	0-0	0-0	0-0	0-0	0-0	0-0	1-1	0-0	1-1
Field Goals Made/Att.	3-3	0-1	2-2	1-1	0-0	1-1	2-3	3-3	2-2	1-1	1-1	3-3	1-1	2-2	1-2	2-2	25-28
Safeties Allowed	0	0	0	0	0	0	0	0	0	0	0	0	0	0	0	0	0
Points Allowed	23	7	33	17	21	3	6	30	20	30	38	23	26	48	31	6	362
Time Of Possession	33:59	30:57	26:00	27:51	28:16	23:58	28:39	30:48	27:42	28:58	34:22	26:14	30:04	37:13	33:42	32:02	29:35



PATRIOTS vs. CARDINALS 21

SEPTEMBER 11, 2016
UNIV. OF PHOENIX STADIUM - (64,864)



Facing the Patriots on Sunday Night Football, the Cardinals suffered a season-opening loss at home after missing a go-ahead FG try from 47 yards out with 41 seconds remaining. Arizona had clawed back from an early deficit to take a 1-1 4th quarter lead on the second of Larry Fitzgerald's 20 TDs. They were the 99th and 100th career scores for a TD. Larry Fitzgerald led all receivers with 81 yards on 8 catches. But the Patriots answered. Making his 1st career start while filling in for a suspended Tom Brady, QB Jimmy Garoppolo led the Pats on a scoring drive and they went ahead 23-21 on a FG with 3:44 to go. When AZ could not convert its FG try on the ensuing drive, the game was decided in favor of the undermanned Pats, who were without Brady, TE Rob Gronkowski and a number of others.

The Patriots scored on their first two possessions of the game to take a 10-0 lead. First Garoppolo capped an 8-play, 74-yard drive with a 37-yard TD pass to an open WR Chris Hogan down the left sideline. Then Steven Gostkowski's 47-yard FG on the next drive made it 10-0. Arizona's first offensive possessions ended in punts before momentum turned with an Arizona takeaway. With 10:30 to go before half and AZ trailing 10-0, LB Markus Golden sacked Garoppolo forcing a fumble that former Patriot Chandler Jones recovered in NE territory. A celebration penalty pushed it back to the AZ46 but the Cards were still in business. They moved to the NE3 in 10 plays - 6 of which were David Johnson runs - before Palmer connected with Fitzgerald on a TD to make it 10-7 at the half.

New England opened the 3rd quarter by moving 75 yards in 9 plays and went ahead 17-7 on an 8-yard LeGarrette Blount TD run. A Cards punt turned it back to NE with 7:00 to go in the 3rd. However, a Blount fumble forced by DT Froestee Rucker on the next snap was recovered by DT Calais Campbell at the NE33. Five plays later, David Johnson punched it in from a yard out to trim the deficit to 17-13. A 53-yard Gostkowski FG with 12:35 remaining made it 20-14. On the next drive, an incredible run from Johnson covered 45 yards to the NE 12; he initially was stopped at the line of scrimmage, spun outside, steadied himself with a hand on the ground and raced down the right sideline. Four plays later, a sliding, over-the-shoulder TD catch from Fitzgerald in the corner of the end zone put AZ up 21-20 with 9:46 left. The Pats, who were 10-16 on 3rd down in the game, converted 3 straight on the next drive as they moved 61 yards for a go-ahead FG that proved to be the game-winner.

	1	2	3	4	OT	F
Patriots	10	0	7	6	—	23
CARDINALS	0	7	7	7	—	21

Team	Qtr.	Time	Scoring Play	Drive	Score
Patriots	1	7:34	Hogan 37-yard pass from Garoppolo (Gostkowski kick)	8-74, 4:13	7-0
Patriots	1	1:00	Gostkowski 47-yard FG	12-63, 5:12	10-0
CARDS	2	4:06	Fitzgerald 3-yard pass from Palmer (Catanzaro kick)	11-54, 6:20	10-7
Patriots	3	10:00	Blount 8-yard run (Gostkowski kick)	9-75, 5:00	17-7
CARDS	3	4:29	D.Johnson 1-yard run (Catanzaro kick)	5-33, 1:51	17-14
Patriots	4	12:35	Gostkowski 53-yard FG	11-40, 6:54	20-14
CARDS	4	9:46	Fitzgerald 1-yard pass from Palmer (Catanzaro kick)	7-79, 2:49	20-21
Patriots	4	3:44	Gostkowski 32-yard FG	13-61, 6:02	23-21

STATISTICS

	NE	AZ
First Downs	19	21
3rd Down Eff. (Pct)	10-16(63)	6-12 (50)
Total Plays	66	59
Avg. Gain	5.5	5.8
Rushes-Yards	31-106	19-92
Net Passing Yards	257	252
Total Net Yards	363	344
Passing (A-C-I)	33-24-0	37-24-0
Sacked by Opp.	2-7	3-19
Punts-Average	2-44.5	5-36.0
Fumbles-Lost	3-2	1-0
Penalties	8-69	6-58
Time of Possession	33:59	26:01

Weather: Indoor

RUSHING

Patriots: Blount 22-70, TD; Edelman 3-16; Garoppolo 4-12; White 1-4; Bolden 1-4.
CARDS: D.Johnson 16-89, TD; CJohnson 1-2; Palmer 2-1.

PASSING

Patriots: Garoppolo 24-33, 264 yds, 1 TD, 0 INT.
CARDS: Palmer 24-37, 271 yds, 2 TD, 0 INT.

RECEIVING

Patriots: Edelman 7-66; White 5-40; Hogan 3-60, TD; Amendola 3-48; Bennett 3-14; Mitchell 2-33; Garoppolo 1-3.
CARDS: Fitzgerald 8-81, 2 TD; D.Johnson 4-43; Gresham 4-41; Floyd 3-61; Ellington 2-8; Jabrown 1-18; Nelson 1-11; JoBrown 1-8.

INTERCEPTIONS

Patriots: None.
CARDS: None.



CARDINALS 40, BUCCANEERS 7

SEPTEMBER 18, 2016
UNIV. OF PHOENIX STADIUM - (64,230)



The Cardinals evened their record at 1-1 thanks to a 33-point home win over Tampa Bay. It was scoreless after one quarter but AZ exploded for 24 straight in the 2nd thanks to Carson Palmer TD passes to 3 different receivers and a FG. In all the Cards enjoyed a 5-0 edge in takeaways (4 Jameis Winston INTs and a fumble). The defensive hero was CB Marcus Cooper, who was acquired by the Cards in a trade with KC 16 days earlier. The 4th year player recorded a pair of INTs, including one that he returned 60 yards for a TD. Larry Fitzgerald led all receivers with 6 catches for 81 yards and a TD while David Johnson had 143 scrimmage yards (98 receiving & 45 rushing). Palmer recorded win #30 in his 40th game as Cardinals starter and moved into 16th on the NFL's all-time passing yardage list passing Joe Montana.

The first of AZ's total takeaways came on Tampa's opening drive of the game when Patrick Peterson picked a Winston deep pass intended for Mike Evans at the goal-line. Six seconds into the 2nd quarter, Fitzgerald's 4-yard TD catch opened the scoring. On the 2nd play of the next series, Winston's pass intended for Vincent Jackson was INT'd by Cooper who returned it to the TB19 and set-up a 22-yard Chandler Catanzaro FG. Down 10-0, the Bucs advanced to the AZ29 with 3:06 left before halftime and faced a 2nd-10-9. However Winston had the ball jarred loose in the pocket by a teammate and 5-Tony Jefferson recovered at the AZ32. A key 27-yard completion to WR Aaron Brown on 3rd-10 took it to the TB40, a 16-yard David Johnson run took it to the 25, and a 24-yard pass to Fitzgerald - initially ruled a TD - took it to the one. Palmer's TD pass to WR Michael Floyd on 3rd down made it 17-0 with 1:30 til intermission. Three Tampa incompletions ran just :17 off the clock and after the punt, AZ took over at its own 16 with 1:05 left. It was more than enough time for another TD as Palmer connected deep with WR Aaron Brown on a 51-yard scoring strike that made it 24-0 at the half.

Tampa opened the 3rd quarter with an 11-play, 75-yard drive that ended with their lone score of the day, a 15-yard TD pass from Winston to Evans. On the next play from scrimmage, David Johnson gathered in a short check-down from Palmer and took it 58 yards to the TB17. It led to another Catanzaro FG that made it 27-7. Tampa then moved to the AZ41 before Cooper struck again; he caught a Winston pass deflected by DT Josh Mauro and returned it 60 yards for a TD. Arizona added another TD early in the 4th when Chris Johnson's 3-yard run capped a 65-yard drive and provided the game's final score.

	1	2	3	4	OT	F
Buccaneers	0	0	7	0	—	7
CARDINALS	0	24	9	7	—	40

Team	Qtr.	Time	Scoring Play	Drive	Score
CARDS	2	14:54	Fitzgerald 4-yard pass from Palmer (Catanzaro kick)	11-67, 5:13	0-7
CARDS	2	11:44	Catanzaro 22-yard FG	6-14, 2:21	0-10
CARDS	2	1:30	Floyd 1-yard pass from Palmer (Catanzaro kick)	8-68, 1:36	0-17
CARDS	2	0:20	JaBrown 51-yard pass from Palmer (Catanzaro kick)	4-74, 0:45	0-24
Bucs	3	10:01	Evans 19-yard pass from Winston (Aguayo kick)	11-75, 4:59	7-24
CARDS	3	7:56	Catanzaro 40-yard FG	5-53, 2:05	7-27
CARDS	3	5:03	Cooper 60-yard INT return (kick failed)	--	7-33
CARDS	4	12:11	CJohnson 3-yard run (Catanzaro kick)	8-65, 4:47	7-40

STATISTICS

	TB	AZ
First Downs	21	20
3rd Down Eff. (Pct)	5-13 (38)	6-14 (43)
Total Plays	76	65
Avg. Gain	4.0	6.4
Rushes-Yards	21-85	29-101
Net Passing Yards	221	315
Total Net Yards	306	416
Passing (A-C-I)	52-27-4	35-19-0
Sacked by Opp.	3-22	1-4
Punts-Average	6-47.0	6-46.5
Fumbles-Lost	1-1	0-0
Penalties	5-39	3-30
Time of Possession	30:57	29:03

Weather: Indoor

RUSHING

Bucs: Rogers 2-29; Sims 9-24; Martin 7-23; Winston 3-9.
CARDS: CJohnson 16-54 TD; D.Johnson 12-45; Ellington 1-2.

PASSING

Bucs: Winston 27-52, 243 yds, 1 TD, 4 INT.
CARDS: Palmer 18-31, 308 yds, 3 TD, 0 INT; Stanton 1-4, 11 yds, 0 TD, 0 INT.

RECEIVING

Bucs: Evans 6-70, TD; Humphries 6-67; Jackson 4-44; Brate 3-16; Sims 3-4; Shepard 2-16; Sefarian-Jenkins 2-14; Shorts 1-12.
CARDS: Fitzgerald 6-81, 1 TD; Fells 4-31; D.Johnson 3-98; JaBrown 2-78, TD; Floyd 2-8, TD; JoBrown 1-14; Ellington 1-9.

INTERCEPTIONS

Bucs: None.
CARDS: Cooper 2-83, TD; Peterson 1-25; Swearingin 1-0.

**BILLS 33, CARDINALS 18**
 SEPTEMBER 25, 2016
 NEW ERA FIELD - (68,647)


In a week 3 road game against Buffalo, the Cardinals fell behind early and could never catch up. The Bills notched their first win of the year with the 33-18 victory while Arizona fell to 1-2.

After the teams exchanged punts on the game's first 4 series, Buffalo took over at its own 22. On the first play, QB Tyrod Taylor rushed 49 yards to the A229 setting up a 19-yard Dan Carpenter FG. Buffalo's next drive started near midfield and one play after a 24-yard completion to WR Robert Woods took it to the A224, LeSean McCoy ran 24 yards for a TD. Leading 10-0, the Bills took over at the A29 following a 31-yard Brandon Tate return of a Drew Butler punt; Butler injured his ankle on the play and K Chandler Catanzaro had to handle punting duties the rest of the way. The Bills could not capitalize on that field position though, as Patrick Peterson's 1-handed INT while tip-toeing down the right sideline ended the threat. AZ couldn't stop Buffalo on its next drive that also began with a short field. After taking over at their own 48, the Bills went up 17-0 when McCoy's 5-yard TD run capped a 6-play, 52-yard scoring drive. To that point, the Cardinals offense had failed to pick up a first down on its first 6 possessions of the game. However AZ would turn the deficit to 17-7 late in the 2nd with a lengthy 17-play drive that consumed 9:34 and ended with David Johnson's 4-yard scoring run.

While AZ got the ball to start the 3rd, it was the Bills who got the first points when Taylor scrambled for a 20-yard TD on 3rd-n-4. Now trailing 23-7, the Cards advanced to the BU77 but could not convert on 2nd-n-1 or 3rd-n-1. On the ensuing FG try, a high snap was ultimately recovered but Buffalo's Aaron Williams at the 47 and he raced 53 yards for a TD to make it 30-7 with 2:25 left in the 3rd. Forced to go no-huddle, the Cards quickly moved 83 yards in 6 plays and David Johnson's 22-yard TD run made it 30-16 after the 2-point try was unsuccessful. Catanzaro then hit a 60-yard FG - one yard shy of the club record - that made it a 14-point game with 10:36 remaining. Four plays into the next Bills drive, AZ let a golden opportunity slip through its hands when Tyrann Mathieu forced a Taylor fumble but could not gather the loose ball before it went out of bounds. Another Carpenter FG with just inside of 5 minutes to play made it 33-16 and while a late Arizona safety and long return on the free kick would make it interesting, the Cards would not seriously threaten.

	1	2	3	4	OT	F
CARDINALS	0	7	6	5	—	18
Bills	10	7	13	3	—	33

Team	Qtr.	Time	Scoring Play	Drive	Score
Bills	1	3:29	Carpenter 19-yard FG	7-77, 3:51	0-3
Bills	1	0:55	McCoy 24-yard run (Carpenter kick)	5-53, 1:30	0-10
Bills	2	10:25	McCoy 5-yard run (Carpenter kick)	6-52, 2:51	0-17
CARDS	2	1:05	DJohnson 4-yard run (Catanzaro kick)	17-84, 9:34	7-17
Bills	3	10:31	Taylor 20-yard run (kick failed)	6-47, 2:49	7-23
Bills	3	2:25	A. Williams 53-yard fumble return (Carpenter kick)	--	7-30
CARDS	3	0:12	DJohnson 22-yard run (pass failed)	6-83, 2:13	13-30
CARDS	4	10:36	Catanzaro 60-yard FG	5-4, 2:19	16-30
Bills	4	4:48	Carpenter 45-yard FG	4-3, 1:42	16-33
CARDS	4	3:04	McCoy tackled in EZ for safety	--	18-33

STATISTICS

	AZ	BUF
First Downs	25	16
3rd Down Eff. (Pct)	5-15 (33)	4-13 (31)
Total Plays	77	61
Avg. Gain	4.5	4.9
Rushes-Yards	22-88	32-208
Net Passing Yards	260	88
Total Net Yards	348	296
Passing (A-C-I)	50-26-4	25-14-1
Sacked by Opp.	5-27	4-31
Punts-Average	6-35.3	5-35.6
Fumbles-Lost	3-0	3-0
Penalties	8-50	9-75
Time of Possession	34:00	26:00

Weather: Sunny & clear; 64 degrees, 44% humidity, winds NNE 8 mph.

RUSHING

CARDS: DJohnson 19-83, 2 TD; CJohnson 2-5; Butler 1-0.

Bills: McCoy 17-110, 2 TD; Taylor 9-76, TD; Gillislee 3-20; JWilliams 3-2.

PASSING

CARDS: Palmer 26-50, 287 yds, 0 TD, 4 INT.

Bills: Taylor 14-25, 119 yds, 0 TD, 1 INT.

RECEIVING

CARDS: Fitzgerald 7-60; JoBrown 6-70; Floyd 4-65; JaBrown 3-49;

DJohnson 3-28; Fells 2-15; Bills: Woods 6-51; Powell 3-28;

McCoy 3-6; O'Leary 1-28; Goodwin 1-6.

INTERCEPTIONS

CARDS: Peterson 1-0.
Bills: Gilmore 2-48; Graham 1-0; White 1-0.

**RAMS 17, CARDINALS 13**
 OCTOBER 2, 2016
 UNIV. OF PHOENIX STADIUM - (64,622)


In week 4, Arizona hosted the Rams for the first time since their move to Los Angeles. Like most match-ups between the clubs, it was a close, physical affair that came down to the wire. AZ led in most statistical categories (26-12 in first downs, 420-288 in total yards) but it was the Rams who made more pivotal plays and secured a win that topped their record to 3-1 and dropped the Cards to 1-3. WR John Brown led all receivers (10-144) and RB David Johnson had 124 scrimmage yards (83 rushing/41 receiving), becoming the 1st player in franchise history with 100+ in each of the season's 1st 4 games.

The scoring began when LA struck late in the 1st quarter. On 3rd-n-7 from his own 35, Rams QB Case Keenum threw a 13-yard pass to WR Brian Quick who broke a tackle and took it the rest of the way for a 65-yard TD. On Arizona's next series, a pair of Larry Fitzgerald receptions (22 yards) and Chris Johnson runs (26) along with a Rams personal foul took it to the LA13. Chris Johnson then ran it in from there but the TD was negated by a holding penalty. As a result, Chandler Catanzaro's 25-yard FG made it 7-3. On the next drive, a 23-yard reception by TE Lance Kendricks took it to the LA48 and on 3rd-n-12 from the LA46, Keenum found an open Kenny Britt on a 34-yarder to the A220. That led to a 29-yard Greg Zuerlein FG that extended the LA lead to 10-3. With 3:00 to go in the 1st half, the Cards had advanced to the LA33 but Palmer's deep pass was INT'd in the end zone by CB Trumaine Johnson. The Cards forced a 3-n-out on the subsequent Rams drive and regained possession at their own 20 with 1:48 left before intermission. Thanks largely to 3 John Brown receptions (15, 20, 18 yards) the Cards moved 80 yards in 8 plays and Palmer capped the drive with a 5-yard TD pass to WR Michael Floyd that tied the game at 10.

The Rams got the ball to start the 3rd quarter. After reaching the A243, Chandler Jones sacked Keenum forcing a fumble that he recovered himself. The Cards soon returned the favor. After they had reached the LA26, Palmer was sacked forcing a fumble recovered by the Rams at their own 31. Late in the 3rd, the Cards again marched deep into LA territory. The biggest play came on 3rd-n-3 from the A239 when Palmer lofted a 24-yard pass to WR JJ Nelson who tapped his toes at the LA37. A 24-yard David Johnson catch-n-run took it to the LA4 but AZ had to settle for another short Catanzaro FG that put the Cards up 13-10 on the last play of the 3rd quarter. Early in the 4th, the Rams went for it on 4th-n-5 at the A239 but turned it over on downs when Patrick Peterson knocked down a deep pass attempt. Three plays later through a David Johnson fumble turned back over to the Rams at their own 41. LA would punt it back to the Cards but on 3rd-n-6 at the A239, Palmer was sacked and suffered a head injury that would sideline him for the rest of the day. After insult to the injury, Tavon Austin returned the ensuing punt 47 yards to the 34 and a tacked-on facemask penalty took it to the A219 with 5:09 left. Five plays later, Keenum's 4-yard TD pass to Quick made it 17-13 with 2:36 left. Drew Stanton came on to replace Palmer but on his 6th play was INT'd by S Mark Barron. After a 3-n-out and 3 AZ timeouts, the Cards took over at their own 31 with 1:01 left but they could not advance further than the LA37.

	1	2	3	4	OT	F
Rams	7	3	0	7	—	17
CARDINALS	0	10	3	0	—	13

Team	Qtr.	Time	Scoring Play	Drive	Score
Rams	1	1:59	Quick 65-yard pass from Keenum (Zuerlein kick)	6-90, 3:28	7-0
CARDS	2	12:18	Catanzaro 25-yard FG	12-68, 4:40	7-3
Rams	2	8:42	Zuerlein 29-yard FG	8-64, 3:37	10-3
CARDS	2	0:24	Floyd 5-yard pass from Palmer (Catanzaro kick)	8-80, 1:24	10-10
CARDS	3	0:00	Catanzaro 21-yard FG	12-72, 2:33	10-13
Rams	4	2:36	Quick 4-yard pass from Keenum (Catanzaro kick)	5-19, 2:33	17-13

STATISTICS

	LA	AZ
First Downs	12	26
3rd Down Eff. (Pct)	6-14 (43)	6-13 (46)
Total Plays	55	75
Avg. Gain	5.2	5.6
Rushes-Yards	23-41	25-118
Net Passing Yards	247	302
Total Net Yards	288	420
Passing (A-C-I)	30-18-0	47-27-3
Sacked by Opp.	32-19	3-23
Punts-Average	6-46.2	4-42.3
Fumbles-Lost	1-1	2-2
Penalties	9-84	6-45
Time of Possession	27:51	32:09

Weather: Indoor

RUSHING

Rams: Gurley 19-33; Keenum 3-14; Austin 1-(-6).

CARDS: DJohnson 17-83; CJohnson 6-34; Fitzgerald 1-1; Ellington 1-0.

PASSING

Rams: Keenum 18-30, 266, 2 TD, 0 INT.

CARDS: Palmer 23-36, 288 yds, 1 TD, 1 INT; Stanton 4-11, 37 yds, 0 TD, 2 INT.

RECEIVING

Rams: Kendricks 5-52; Gurley 5-49; Britt 4-82; Quick 2-69, 2TD; Austin 2-14;

CARDS: JoBrown 10-144; Fitzgerald 5-62; DJohnson 4-41; Floyd 3-36, TD; Fells 2-7; Nelson 1-24; JaBrown 1-7; Ellington 1-4.

INTERCEPTIONS

Rams: Barron 1-1; TJohnson 1-0; McDonald 1-0.
CARDS: None.



CARDINALS 33, 49ERS 21

OCTOBER 6, 2016
LEVI'S STADIUM - (70,178)



This Thursday night tilt in San Fran was a match-up of 1-3 teams desperate for a win. The Cardinals were on the road with just three days of preparation and without starting QB Carson Palmer who suffered a concussion the previous Sunday. But Arizona came through with a series of game-changing plays and again relied heavily on the combination of 13th-year WR Larry Fitzgerald and 2nd-year RB David Johnson. Those two combined for 266 of AZ's 296 yards from scrimmage and scored all 4 Cardinals TDs. Defensively, AZ sacked 49ers QB Blaine Gabbert 7 times - 2 each for DT Calais Campbell & LB Markus Golden - and also came up with 3 key takeaways. Cards back-up QB Drew Stanton delivered a mistake-free, 2-TD game and was sacked just once. All of it added up to a 33-21 Cardinals victory.

While the teams would ultimately combine to score 54, points were hard to come by early as the game's first 9 possessions ended in punts. San Fran got on the scoreboard late in the 2nd quarter thanks to a 10-play, 87-yard TD drive that ended with a 9-yard Gabbert TD pass to WR Jeremy Kerley; it was the 4th connection between the two on the drive. San Fran held onto that 7-0 at the 2:00 warning and faced a 3rd-n-10 at its own 24. But Cards LB Chandler Jones then batted Gabbert's pass in the air and Campbell snatched it for an INT that gave AZ the ball at the SF21. On the very next snap, Stanton and Fitzgerald hooked up on a 21-yard TD pass that tied the game going into intermission.

On the opening kickoff of the 2nd half, TE Ifeanyi Momah delivered an impressive and athletic play on kick coverage when he forced and recovered a fumble by Niners KR Chris Davis setting AZ up at the SF14. It appeared AZ would have to settle for a FG but a running-in-to-the-kicker penalty gave the Cards a fresh set of downs. They quickly took advantage on the next snap when Johnson ran it in from 4 yards out to give AZ a 14-7 lead. After a San Fran 3-n-out, the Cards moved 71 yards in 6 plays and went up 21-7 midway through the 3rd on a 21-yard Stanton pass to Fitzgerald. San Fran responded with its own lengthy drive, an 11-play, 82-yarder that ended with Carlos Hyde's 1-yard TD run. Down just 7, the 49ers soon got the ball back but on the 1st play of the 4th quarter, CB Marcus Cooper recorded his 3rd INT in 4 games and returned it to the SF24. That led to a 36-yard Catanzaro FG that again made it a two-score game. Another 3-n-out by the Niners was followed by a long AZ drive that consumed nearly half of the 4th quarter. On it the Cards passed once - a 21-yard catch-n-run by Johnson - and rushed 11 times including Johnson's 2-yard TD plunge that made it 31-14. The Niners added a late TD on a 1-yard Gabbert run but the Cards added the game's final points with 1:17 left when Campbell sacked Gabbert in the end zone for a safety.

	1	2	3	4	OT	F
CARDINALS	0	7	14	12	—	33
49ers	0	7	7	7	—	21

Team	Qtr.	Time	Scoring Play	Drive	Score
49ers	2	4:12	Kerley 9-yard pass from Gabbert (Dawson kick)	10-87, 4:46	0-7
CARDS	2	1:40	Fitzgerald 21-yard pass from Stanton (Catanzaro kick)	1-21, 0:06	7-7
CARDS	3	12:45	DJohnson 4-yard run (Catanzaro kick)	4-14, 2:10	14-7
CARDS	3	7:35	Fitzgerald 29-yard pass from Stanton (Catanzaro kick)	6-71, 3:19	21-7
49ers	3	1:54	Hyde 1-yard run (Dawson kick)	11-82, 5:51	21-14
CARDS	4	13:39	Catanzaro 36-yard FG	4-6, 1:16	24-14
CARDS	4	4:44	DJohnson 2-yard run (Catanzaro kick)	12-76, 7:12	31-14
49ers	4	1:52	Gabbert 1-yard run (Dawson kick)	13-75, 2:52	31-21
CARDS	4	1:17	Gabbert sacked in EZ by Campbell for safety	--	33-21

STATISTICS

	AZ	SF
First Downs	17	25
3rd Down Eff. (Pct.)	5-16 (31)	4-14 (29)
Total Plays	66	74
Avg. Gain	4.4	3.9
Rushes-Yards	37-172	36-151
Net Passing Yards	116	135
Total Net Yards	288	286
Passing (A-C-I)	28-11-0	31-18-2
Sacked by Opp.	1-8	7-27
Punts-Average	9-42.4	7-49.9
Fumbles-Lost	2-0	2-1
Penalties	7-50	4-34
Time of Possession	31:44	28:16

Weather: Clear; 75 degrees, 34% humidity, winds WNW 16 mph.

RUSHING

CARDS: DJohnson 27-157, 2 TD; Ellington 6-19; Taylor 2(-2); Stanton 2(-2).

49ers: Hyde 22-78, TD; Gabbert 10-70, TD; Davis 2-4; Draughn 2(-1).

PASSING

CARDS: Stanton 11-28, 124 yds, 2 TD, 0 INT.

49ers: Gabbert 18-31, 162 yds, 1 TD, 2 INT.

RECEIVING

CARDS: Fitzgerald 6-81, 2 TD; DJohnson 3-28; JoBrown 1-11; Gresham 1-4.

49ers: Kerley 8-102; Hyde 6-36; Patton 2-16; Celek 1-4; Bell 1-4.

INTERCEPTIONS

CARDS: Cooper 1-12; Campbell 1-1.

49ers: None.



CARDINALS 28, JETS 3

OCTOBER 17, 2016
UNIV. OF PHOENIX STADIUM - (64,709)



In a Monday night home game against the Jets and former coordinator Todd Bowles, the Cards controlled the game from beginning to end. NY entered the night with the NFL's #2 ranked run defense, allowing just 68.4 rushing yards/game and had surrendered just 1 rushing TD in 5 games. But despite starting 2 back-up guards, the Cards offense was committed to the run and RB David Johnson rushed for 111 yards and 3 TDs. Overall, AZ enjoyed a 171-33 edge in rushing yards and did not give up a sack or commit a turnover. The defense surrendered just 230 total yards while recording a pair of takeaways and limiting the Jets to 2 for 13 on third down. It all added up to a decisive 25-point win that evened Arizona's record at 3-3 and gave the Cards their first win since 1975 over the Jets, who fell to 1-5 after dropping their 4th straight.

The Cards opened the scoring on their 2nd offensive possession of the game. On the first play after taking over at their own 42 following a Jets punt, Johnson patiently picked his way past several tackles at the line of scrimmage and exploded for a 58-yard TD jaunt down the left sideline. His run gave AZ its first points in the last quarter in 2016. The Jets trimmed it to 7-3 early in the 2nd quarter when Nick Folk's 39-yard FG capped a 7-play, 50-yard drive. On the ensuing drive, AZ moved 75 yards in 11 plays and punctuated it with a 2-yard Johnson TD run. The Cards took that 14-3 lead into the halftime locker room.

After the Jets opened the 3rd quarter with a 3-n-out, AZ took over at its own 32. The Cards would chew more than half of the 3rd quarter off the clock with a 14-play drive that ended with Johnson's 3rd rushing TD of the game, this one from 2 yards out. Down 21-3, the Jets moved deep into AZ territory on their next possession but on 3rd-n-7 from the AZ14, safety DJ Swearinger INT'd a Ryan Fitzpatrick pass in the end zone to kill the threat. For the 2nd straight possession, the Cards would launch a 14-play drive, this time moving 89 yards thanks in large part to four John Brown receptions that gained 47 yards. It ultimately ended when Carson Palmer and WR Michael Floyd connected on a 9-yard TD pass. Fitzpatrick was then pulled in favor of Geno Smith for what would be NY's final possession of the game. It ended when safety Tyrann Mathieu intercepted Smith to cap the complete team win.

Palmer returned to action after missing the previous game (concussion) and completed 23 of 34 passes for 213 yards; he had a TD but no INTs and was not sacked. Larry Fitzgerald was again the game's leading receiver with 6 catches for 49 yards. Referee Jerome Boger and his crew also played a prominent role in the game, marching off 19 total penalties for 147 yards.

	1	2	3	4	OT	F
Jets	0	3	0	0	—	3
CARDINALS	7	7	7	7	—	28

Team	Qtr.	Time	Scoring Play	Drive	Score
CARDS	1	9:51	DJohnson 58-yard run (Catanzaro kick)	1-58, 0:12	0-7
Jets	2	12:06	Folk 39-yard FG	7-50, 3:11	3-7
CARDS	2	6:43	DJohnson 2-yard run (Catanzaro kick)	11-75, 5:23	3-14
CARDS	3	5:24	DJohnson 2-yard run (Catanzaro kick)	14-68, 7:37	3-21
CARDS	4	8:20	Floyd 9-yard pass from Palmer (Catanzaro kick)	14-89, 7:26	3-28

STATISTICS

	NYJ	AZ
First Downs	11	28
3rd Down Eff. (Pct.)	2-13 (15)	6-11 (55)
Total Plays	52	70
Avg. Gain	4.4	5.7
Rushes-Yards	14-33	35-171
Net Passing Yards	197	225
Total Net Yards	230	396
Passing (A-C-I)	37-20-2	35-24-0
Sacked by Opp.	1-8	0-0
Punts-Average	7-42.1	5-40.0
Fumbles-Lost	1-0	3-0
Penalties	10-83	9-64
Time of Possession	23:58	36:02

Weather: Indoors

RUSHING

Jets: Forte 9-19; Powell 3-10; Fitzpatrick 1-2; GSmith 1-2.

CARDS: DJohnson 22-111, 3 TD; Ellington 5-25; Nelson 2-23; Taylor 2-14; Palmer 3(-1); Stanton 1(-1).

PASSING

JETS: Fitzpatrick 16-31, 174, 0 TD, 1 INT; GSmith 4-6, 31 yds, 0 TD, 1 INT.

CARDS: Palmer 23-24, 213 yds, 1 TD, 0 INT; Stanton 1-1, 12 yds, 0 TD, 0 INT.

RECEIVING

JETS: Peake 5-43; Anderson 4-24; BMarshall 3-70; Enuwa 3-42; Powell 3-12; JMarshall 1-11; Forte 1-3.

CARDS: Fitzgerald 6-49; JoBrown 5-54; JoBrown 4-35; DJohnson 3-27; Floyd 2-22, TD; Nelson 2-16; Gresham 1-14; Fells 1-8.

INTERCEPTIONS

JETS: None.

CARDS: Swearinger 1-13; Mathieu 1-4.

**CARDINALS 6, SEAHAWKS 6 (OT)**OCTOBER 23, 2016
UNIV. OF PHOENIX STADIUM - (65,089)

The Cards hosted Seattle in a pivotal week 7 showdown on Sunday Night Football. A Seahawks win would give them a 5-1 record and commanding lead atop the NFC West. An AZ win would pull the Cards to within half a game of the division lead approaching the season's midway point. But in one of the most unusual and unbelievable games in recent memory, the teams would leave University of Phoenix Stadium with neither a victory nor defeat. They fought to a 3-3 tie through 4 quarters before each squad hit a FG on its opening possession of overtime. Improbably, though, the teams would trade misses on short game-winning FG tries to close the extra period and the contest ended in a rare 6-6 tie. It was the first tie in Seahawks history and Arizona's first since 1986.

By nearly every statistical measure, the Cardinals dominated the game. They ran 90 offensive plays to Seattle's 57, owned a huge time of possession advantage (46:21-28:39) and against the league's #1 defense had a 443-257 edge in total yards. RB David Johnson carried much of the offensive load with 113 rushing yards and 58 receiving. Defensively, Arizona was completely dominant. AZ forced punts on the 1st nine Seattle possessions and didn't allow Seattle to cross midfield until a 4th quarter blocked punt set them up at the 22. But the Cardinals could not capitalize and let multiple opportunities for points slip away. The first of those came early in the 2nd quarter when they reached the SEA21 but Chandler Catanzaro's 39-yard FG try was blocked by LB Bobby Wagner who leapt over the long snapper. It was initially penalized but the flag was picked up by referee Terry McAulay. A 46-yard Catanzaro FG on the next AZ possession would have reached the Cards up 3-0. They had a chance to add to the lead right before the half after reaching the SEA25 but a Seattle sack resulted in the half expiring before the Cards could try a FG.

On their opening drive of the 3rd quarter, the Cards advanced to the SEA18 and opted to go for it on 4th-n-1 but Johnson was stopped for no gain. As the Arizona D continued to shut down the Seahawks dangerous offense, the Cards clung to that 3-0 lead late into the game. But with 4:44 to go and the Cards stalled at their own 38, Seattle's Tanner McEvoy blocked Ryan Quigley's punt and the Seahawks took over at the AZ22. The Cards D forced them to settle for a 40-yard Steven Hauschka FG that tied it with 4:00 remaining. Each team would get the ball back one more time in regulation but neither could get into scoring position and the game went to overtime.

The Cards won the toss and got the ball first. They would move to the 27 but couldn't convert on a 3rd-n-5 from there and Catanzaro's 45-yard FG made it 6-3. The Seahawks had a chance to respond and did. After moving 57 yards in 9 plays to the AZ18, Hauschka's 36-yarder tied it at 6-6. The next score by either team would win it and it looked that would be AZ. A 27-yard completion to TE Ifeanyi Momah took it to the SEA48 and then on 3rd-n-7 from the 45, JJ Nelson's catch-run took it to the 5. A Johnson sweep appeared to score but was marked out at the 1. After a delay of game penalty, Catanzaro was sent out for a 24-yard game-winner but his try hit the left upright. Seattle then took over at its own 20 with 3:19 left. A deep pass to Jermaine Kearse gained 31 yards to the AZ43 and two plays later, a 27-yard completion to Doug Baldwin took it to the 9. It appeared Seattle would escape with the victory but Hauschka's 28-yard FG try with just seconds remaining was wide left and the game ended deadlocked at 6.

	1	2	3	4	OT	F
Seahawks	0	0	0	3	3	6
CARDINALS	0	3	0	0	3	6

Team	Qtr.	Time	Scoring Play	Drive	Score
CARDS	2	3:11	Catanzaro 46-yard FG	15-53, 8:24	0-3
Seahawks	4	4:00	Hauschka 40-yard FG	4-0, 0:33	3-3
CARDS	OT	11:23	Catanzaro 45-yard FG	9-48, 3:37	3-6
Seahawks	OT	6:42	Hauschka 36-yard FG	9-57, 4:41	6-6

STATISTICS

	SEA	AZ
First Downs	11	23
3rd Down Eff. (Pct.)	3-14 (21)	10-21 (48)
Total Plays	57	90
Avg. Gain	4.5	4.9
Rushes-Yards	19-52	37-132
Net Passing Yards	205	311
Total Net Yards	257	443
Passing (A-C-I)	37-24-0	49-29-0
Sacked by Opp.	1-20	4-31
Punts-Average	9-46.0	7-32.7
Fumbles-Lost	2-0	1-0
Penalties	10-90	6-45
Time of Possession	28:39	46:21

Weather: Indoors**RUSHING**

Seahawks: Michael 16-52; Collins 1-2; Proise 1-0; Wilson 1-(-2).
CARDS: DJohnson 33-113; Palmer 1-8; Ellington 2-7; Nelson 1-4.

PASSING

Seahawks: Wilson 24-37, 225 yds, 0 TD, 0 INT.
CARDS: Palmer 29-49, 342 yds, 0 TD, 0 INT.

RECEIVING

Seahawks: Baldwin 6-69; Graham 5-53; Kerse 3-51; Michael 3-3; Proise 2-17; Lockett 2-13; Richardson 1-10; McEvoy 1-10; Wilson 1-(-1).
CARDS: Fitzgerald 9-70; DJohnson 8-58; Floyd 5-65; Nelson 3-84; Momah 2-50; Gresham 2-15.

INTERCEPTIONS

Seahawks: None.
CARDS: None.

**PANTHERS 30, CARDINALS 20**OCTOBER 30, 2016
BANK OF AMERICA STADIUM - (74,088)

A week after battling the Seahawks for 75 minutes in a 6-6 Sunday night tie, the Cardinals traveled across the country for an early Sunday game against the Panthers who were coming off a bye. A rematch of the previous year's NFC Championship Game, Carolina scored the game's initial 24 points. The first 7 of them came on the contest's opening drive when officials mistakenly awarded Carolina a 46-yard fumble return TD on a play that was actually an incomplete forward pass. Two short Jonathan Stewart TD runs and a Graham Gano FG made it 24-0 with 2:45 left in the 1st half. But the Cards gamely battled back and while they outscored the Panthers 20-6 the rest of the way, it was not enough to make up the entire deficit. The loss dropped AZ to 3-4-1 at the season's midway point while Carolina improved to 2-5.

On the 5th play of the game, Carson Palmer was under pressure and tossed a short pass forward to David Johnson that fell incomplete. However, referee Walt Coleman and umpire Carl Paganelli ruled it a fumble that LB Thomas Davis returned 46 yards for a TD. Despite a technical issue that kept the network feed from the instant replay booth, replay official Lou Nazzaro chose to confirm the ruling on the field rather than stop the game for Coleman to review it. The Cards would then pick up just 2 first downs on their next 4 possessions - all of which ended in punts - while the Panthers added to their early lead. With 2:45 left in the 1st half and down 24-0, the Cards moved 75 yards in 9 plays as Palmer's 5-yard TD pass to WR JJ Nelson made it 24-7 at intermission.

The Panthers added Gano FGs on their opening 2 drives of the 3rd quarter to go up 30-7. Late in the quarter, Palmer again capped a 75-yard drive with a TD pass to a wide receiver, this time a 17-yarder to John Brown that made it 30-14. After a Panther 3-n-out, AZ found itself with a 1st-n-10 at the Carolina 46 to start the 4th quarter. But Coleman and his crew flagged the Cards on 3 straight plays to kill that drive. Their next would start at their own 8 but Palmer moved them 92 yards in 14 plays and with 5:01 left, another TD pass to Nelson made it 30-20 after the 2-point try failed. With 3:19 left, a Stewart fumble forced and recovered by S Tony Jefferson gave it to AZ at the CAR40. However, on the next play Palmer was INT'd at the line by DT Kony Ealy to dash any comeback hopes. Palmer would finish with 363 yards passing and 3 TDs but was under duress much of the afternoon and was sacked 8 times. AZ was also hampered by 10 total penalties flagged by Coleman and his mates.

	1	2	3	4	OT	F
CARDINALS	0	7	7	6	—	20
Panthers	14	10	6	0	—	30

Team	Qtr.	Time	Scoring Play	Drive	Score
Panthers	1	11:48	TDavis 46-yard fumble return (Gano kick)	--	0-7
Panthers	1	2:24	Stewart 2-yard run (Gano kick)	9-75, 3:54	0-14
Panthers	2	11:05	Stewart 1-yard run (Gano kick)	7-65, 3:40	0-21
Panthers	2	2:45	Gano 43-yard FG	13-35, 6:31	0-24
CARDS	2	0:20	Nelson 5-yard pass from Palmer (Catanzaro kick)	9-75, 2:25	7-24
Panthers	3	11:56	Gano 52-yard FG	8-41, 3:04	7-27
Panthers	3	7:18	Gano 21-yard FG	9-55, 3:07	7-30
CARDS	3	1:45	JoBrown 17-yard pass from Palmer (Catanzaro kick)	10-75, 5:33	14-30
CARDS	4	5:01	Nelson 4-yard pass from Palmer (pass failed)	14-92, 4:49	20-30

STATISTICS

	AZ	CAR
First Downs	22	19
3rd Down Eff. (Pct.)	4-12 (33)	6-14 (43)
Total Plays	64	64
Avg. Gain	5.3	5.5
Rushes-Yards	10-24	36-141
Net Passing Yards	316	208
Total Net Yards	340	349
Passing (A-C-I)	46-35-1	27-14-0
Sacked by Opp.	8-47	1-4
Punts-Average	6-43.1	3-52.3
Fumbles-Lost	2-1	1-1
Penalties	10-88	5-40
Time of Possession	29:12	30:48

Weather: Clear & sunny, 85 degrees, 53% humidity, wind 5 mph SW.

RUSHING

CARDS: DJohnson 10-24.
Panthers: Stewart 25-95, 2 TD; Newton 7-43; Tolbert 2-2; Whittaker 2-1.

PASSING

CARDS: Palmer 35-46, 363 yds, 3 TD, 1 INT.
Panthers: Newton 14-27, 212 yds, 0 TD, 0 INT.

RECEIVING

CARDS: Fitzgerald 10-74; Nelson 8-79, 2 TD; DJohnson 7-84; JoBrown 4-49, 2 TD; Gresham 3-32; Golden 2-29; Ellington 1-16.
Panthers: Ginn 5-53; Funchess; Benjamin 2-73; Stewart 1-25; Olsen 1-11; Whittaker1-9; CBrown 1-2.

INTERCEPTIONS

CARDS: None.
Panthers: Ealy 1-7.



CARDINALS 23, 49ERS 20

NOVEMBER 13, 2016
UNIV. OF PHOENIX STADIUM • (65,127)



Coming off their bye, the Cardinals opened the 2nd half of the season at home against the 49ers. They took a 14-0 lead early in the 2nd quarter but allowed SF to stay close and the Niners eventually tied the game at 20 with 1:55 left. However, that was enough time for AZ to move into position for a game-winning FG try and Chandler Catanzaro's 34-yarder won it as time expired. The victory upped the Cards record to 4-4-1 and kept them in the thick of the playoff race while SF dropped its 8th straight to 1-7 and 1-8.

The 49ers seemed intent on not letting the Cards beat them on the ground which opened up AZ's passing game. Larry Fitzgerald caught 12 passes for 133 yards while WR Michael Floyd also eclipsed 100 yards (5-101). Both delivered athletic and critical receptions throughout the game including on the vital game-winning drive. Carson Palmer threw for 376 yards while David Johnson scored 2 TDs.

The teams traded punts on the game's first 4 drives before AZ opened the scoring with a 3-yard Palmer-to-Johnson TD pass on 3rd-and-goal. Later in the 1st quarter, Jeremy Kerley fumbled a SF punt return and Gabe Martin recovered at the AZ44. A defensive pass interference call on the next snap moved it 38 yards to the SF 18 and on the next play Johnson burst down the left sideline, diving to the pylon for another TD. The Niners answered on the ensuing drive by moving 75 yards in 6 plays and Kerley's 17-yard TD catch of a Colin Kaepernick pass made it 14-7. After the teams traded FGs, AZ led 17-10 with 1:32 remaining in the 1st half and got the ball back at its own 18 and 2 timeouts. Palmer then completed 7 of 8 passes for 68 yards - including 3 for 40 yards to Floyd - as part of an 81-yard drive that ended with a 19-yard Catanzaro FG as the half expired.

The Cards were poised to add to their 20-10 lead early in the 3rd when a flea flicker to Fitzgerald picked up 33 yards to the SF7 but 2 plays later Palmer lost a fumble on a pass by LB Eli Harold. The 49ers would convert the turnover into a 53-yard Phil Dawson FG that made it a 7-point game. Late in the 3rd Palmer appeared to hit WR JJ Nelson for a key pick-up but instead the pass ricocheted off Nelson's chest to S Eric Reid for an INT. The 49ers did not capitalize and with 3:24 left, the Cards held a 20-13 lead and had it over midfield. But Palmer was INT'd by LB Gerald Hodges and the 49ers took over at their own 43 with 3:13 remaining. By the 2-minute warning they had reached the AZ24 and on 3rd-and-2 from there, Kaepernick ran it in to tie the game at 20. After the kickoff, the Cards took over at their own 15 with 1:51 left and 3 timeouts. Palmer would complete 4 of his next 6 passes for 60 yards to move into FG range. The first of those completions was a huge leaping catch by Floyd near the sideline that moved it from the AZ15 to 41. AZ ultimately advanced to the SF16 before Catanzaro hit the 34-yard game-winner at the gun.

	1	2	3	4	OT	F
49ers	0	10	3	7	—	20
CARDINALS	7	13	0	3	—	23

Team	Qtr.	Time	Scoring Play	Drive	Score
CARDS	1	3:55	DJohnson 3-yard pass from Palmer (Catanzaro kick)	11-91, 6:04	0-7
CARDS	2	14:42	DJohnson 18-yard run (Catanzaro kick)	1-56, 0:18	0-14
49ers	2	12:12	Kerley 17-yard pass from Kaepernick (Dawson kick)	6-75, 2:30	7-14
CARDS	2	8:28	Catanzaro 39-yard FG	8-54, 3:44	7-17
49ers	2	1:32	Dawson 49-yard FG	15-56, 6:56	10-17
CARDS	2	0:00	Catanzaro 19-yard FG	10-81, 1:32	10-20
49ers	3	8:40	Dawson 53-yard FG	5-45, 2:16	13-20
49ers	4	1:55	Kaepernick 4-yard run (Dawson kick)	7-57, 1:18	20-20
CARDS	4	0:00	Catanzaro 34-yard FG	12-69, 1:55	20-23

STATISTICS

	SF	AZ
First Downs	15	26
3rd Down Eff. (Pct)	7-17 (41)	7-14 (50)
Total Plays	61	74
Avg. Gain	4.6	6.0
Rushes-Yards	28-83	23-80
Net Passing Yards	198	363
Total Net Yards	281	443
Passing (A-C-I)	30-17-0	49-30-2
Sacked by Opp.	3-12	2-13
Punts-Average	7-43.6	4-44.3
Fumbles-Lost	1-1	2-2
Penalties	9-100	2-10
Time of Possession	27:42	32:18

Weather: Indoors

RUSHING

49ers: Kaepernick 10-55, TD; Hyde 13-14; Harris 5-14.
Cards: DJohnson 19-55, TD; Palmer 1-16; JoBrown 1-10; Ellington 2-(-1).

PASSING

49ers: Kaepernick 17-30, 210 yds, 1 TD, 0 INT.
Cards: Palmer 30-49, 376 yds, 1 TD, 2 INT.

RECEIVING

49ers: Kerley 7-71, TD; McDonald 4-50; Patton 3-52; TSmith 2-26; Sreater 1-11.
Cards: Fitzgerald 12-133; Floyd 5-101; DJohnson 5-46, TD; Gresham 4-37; JoBrown 2-30; Nelson 2-29.

INTERCEPTIONS

49ers: Reid 1-13; Hodges 1-6.

CARDS: None.



VIKINGS 30, CARDINALS 24

NOVEMBER 20, 2016
US BANK STADIUM • (66,808)



In week 11, the Vikings hosted Arizona in their inaugural season at US Bank Stadium. The game pitted a pair of the league's top defensive teams each needing a victory to keep up with the rest of the NFC playoff pack. Against the NFL's #1 scoring defensive unit, the Cardinals produced 24 points and again enjoyed a sizeable advantage in nearly every statistical category. However the Vikings produced a pair 100-yard returns within a 3-and-a-half minute stretch in the late 2nd/early 3rd to seize control. While AZ fought back and closed it to within 6, they couldn't muster a TD on either of 2 late game possessions and fell 30-24. The defeat dropped the Cards to 4-5-1 while Minnesota improved to 6-4.

Minnesota's 1st drive of the game started at the AZ44 after a Cards punt. They took advantage by moving the 44 yards in 5 plays and Sam Bradford's 16-yard pass to WR Adam Thielen gave the hosts an early 7-0 lead. The Cards answered with an 11-play, 75-yard drive that RB David Johnson capped with his 1-yard TD run. After a Vikings 3-n-out, Johnson carried 8 times for 54 yards on the next drive helping to set-up Chandler Catanzaro's 34-yard go-ahead FG. Midway thru the 2nd, the Vikes had advanced to the AZ31 when they ran a flea-flicker out of the wildcat formation that resulted in a 29-yard pass interference penalty that moved it to 2. On the next play, RB Matt Asiata ran it in and the score was 13-10 after Justin Bethel blocked the PAT. The Cards were on the verge of moving back on top when they advanced to the MIN9 on the next drive but on 3rd-and-goal from there, disaster struck. Running a quick out, WR John Brown was held up by Captain Munneryn at the goal-line and Xavier Rhodes picked off Carson Palmer's pass intended for Brown. No flag was thrown and Rhodes returned it 100 yards for a TD in a momentous swing that made it 20-10 with 3 minutes left in the 1st half. The resilient Cards battled back. Four Johnson plays gained 42 yards (2-18 rushing/2-24 receiving) moving it to the MIN29. From there Palmer found Jermaine Gresham down the middle and the TE fought his way to the end zone for a TD.

As the 2nd half started the Cards trailed by just 3 and kicked off to the Vikings. However Cordarrelle Patterson fielded the kickoff 4 yards deep and raced 104 yards for a TD. Now down 10, the Cards needed a comeback. With 5:30 left in the 3rd they took over at their own 31 and on the 1st play Palmer went deep down the middle to Floyd but the pass was INT'd by Rhodes. The Vikings converted the takeaway into a Kai Forbath FG that made it 30-17. Later a Chandler Jones sack of Bradford caused a fumble that Deone Bucannon recovered at the MIN27 and 6 plays later, Palmer tossed a 4-yard TD pass to Johnson to make it 30-24 midway thru the 4th. The Cards would twice get the ball back but the Vikings pass rush made it impossible to erase the deficit and MIN held on for the 6-point decision.

	1	2	3	4	OT	F
CARDINALS	7	10	0	7	—	24
Vikings	7	13	10	0	—	30

Team	Qtr.	Time	Scoring Play	Drive	Score
Vikings	1	10:25	Thielen 16-yard pass from Bradford (Forbath kick)	5-44, 2:53	0-7
CARDS	1	4:07	DJohnson 1-yard run (Catanzaro kick)	11-75, 6:18	7-7
CARDS	2	10:04	Catanzaro 34-yard FG	12-78, 6:26	10-7
Vikings	2	7:16	Asiata 2-yard run (kick blocked)	5-75, 2:48	10-13
Vikings	2	3:07	Rhodes 100-yard INT return (Forbath kick)	--	10-20
CARDS	2	0:50	Gresham 29-yard pass from Palmer (Catanzaro kick)	7-75, 2:17	17-20
Vikings	3	14:47	Patterson 104-yard kickoff return (Forbath kick)	--	17-27
Vikings	3	0:04	Forbath 27-yard FG	11-75, 5:06	17-30
CARDS	4	7:24	DJohnson 4-yard pass from Palmer (Catanzaro kick)	6-27, 1:46	24-30

STATISTICS

	AZ	MIN
First Downs	24	46
3rd Down Eff. (Pct)	4-13 (31)	6-13 (46)
Total Plays	70	54
Avg. Gain	4.1	4.0
Rushes-Yards	28-135	24-72
Net Passing Yards	155	145
Total Net Yards	290	217
Passing (A-C-I)	38-20-2	28-20-0
Sacked by Opp.	4-43	2-24
Punts-Average	5-44.8	4-56.3
Fumbles-Lost	1-0	1-1
Penalties	8-96	10-73
Time of Possession	31:06	28:54

Weather: Indoors

RUSHING

CARDS: DJohnson 22-103, TD; Ellington 5-21; Palmer 1-11.
Vikings: McKinnon 16-44; Asiata 5-20, TD; Hillman 2-9; Bradford 1-(-1).

PASSING

CARDS: Palmer 20-38, 198 yds, 1 TD, 2 INT.
Vikings: Bradford 20-28, 169 yds, 1 TD, 0 INT.

RECEIVING

CARDS: DJohnson 7-57, TD; Fitzgerald 6-63; Gresham 2-33, TD; Floyd 2-21; Fells 1-22; Ellington 1-2; Nelson 1-0.
Vikings: Diggs 6-37; Thielen 5-65, TD; Patterson 4-53; Rudolph 2-12; Asiata 1-7; Ellison 1-(-2); McKinnon 1-(-3).

INTERCEPTIONS

CARDS: None.
Vikings: Rhodes 2-100, TD,2



FALCONS 38, CARDINALS 19

 NOVEMBER 27, 2016
 GEORGIA DOME - (69,233)


In week 12 at Atlanta, a Cards defense ranked #1 in the NFL in yards allowed faced a Falcons offense ranked #1 in points per game. Early on, Arizona's offense matched Atlanta's and scored on its 1st two drives for the first time in 2016. But ultimately missed opportunities, drops and untimely penalties proved to be the Cardinals undoing and they fell to 4-6-1 after being outscored 21-6 in the 2nd half.

The Cards began the game by taking the opening kickoff and moving 75 yards in 9 plays; Carson Palmer's 1-yard TD pass to TE Jermaine Gresham gave them their 1st opening drive score of the season. The Falcons answered on the ensuing series when Devonta Freeman's 1-yard run capped an 11-play, 75-yard drive. After the teams traded FGs, the game was tied at 10 when a short punt gave Atlanta the ball at the A24s. Two plays later Matt Ryan hit WR Taylor Gabriel on a quick screen that he took 35 yards for a TD. Leading 17-10, Atlanta was at the A235 late in the 1st half when Ryan's pass bounced from WR Julio Jones to Cards S DJ Swearingin for an INT. AZ took over at its own 37 with :25 left and quickly moved into position for a 54-yard Chandler Catanzaro FG that made it 17-13 as the half expired.

Atlanta added to its lead on its 2nd possession of the 3rd quarter when Tevin Coleman's 2-yard TD run made it 24-13. Earlier in the drive the Cards had a chance to take it away when Swearingin had his hands on a Ryan pass but could not hold on for the INT. Down 11, the Cards had the ball at the ATL40 early in the 4th and went for it on 4th-n-7 but Michael Floyd couldn't hold onto Palmer's pass and they turned it over on downs. The AZ defense forced a Falcons punt on the next ATL possession but DT Calais Campbell jumped offside to extend the drive. It ultimately ended with another Ryan-to-Gabriel TD on a screen pass and the Falcons led 31-13 midway thru the 4th. With 4:44 left, Palmer's 3-yard TD pass to David Johnson made it 31-19 after the 2-point try failed. Atlanta recovered the ensuing on-side kick try and converted the short field into another Freeman TD run 6 plays later.

RB David Johnson again led the way for the Cardinals with 58 rushing yards and another 103 on 8 catches. It put him over 100 combined yards for the 11th time in 2016, making him just the 2nd player in NFL history to top that century mark in his team's 1st 11 games of the season (Edgerrin James 2000 & '05). Larry Fitzgerald extended his streak of games with a reception to 190, tying Marvin Harrison for the 3rd longest in NFL history. He also passed Tim Brown and moved into 5th place on the NFL's all-time receptions list.

	1	2	3	4	OT	F
CARDINALS	7	6	0	6	—	19
Falcons	7	10	7	14	—	38

Team	Qtr.	Time	Scoring Play	Drive	Score
CARDS	1	9:39	Gresham 1-yard pass from Palmer (Catanzaro kick)	9-75, 5:21	7-0
Falcons	1	3:38	Freeman 1-yard run (Bryant kick)	11-72, 6:01	7-7
CARDS	2	12:52	Catanzaro 25-yard FG	11-68, 5:46	10-7
Falcons	2	8:30	Bryant 45-yard FG	9-48, 4:22	10-10
Falcons	2	2:19	Gabriel 35-yard pass from Ryan (Bryant kick)	2-45, 0:51	10-17
CARDS	2	0:00	Catanzaro 54-yard FG	4-27, 0:25	13-17
Falcons	3	2:56	Coleman 2-yard run (Bryant kick)	13-77, 6:05	13-24
Falcons	4	8:48	Gabriel 25-yard pass from Ryan (Bryant kick)	10-60, 5:29	13-31
CARDS	4	4:44	DJohnson 3-yard pass from Palmer (pass failed)	13-75, 4:04	19-31
Falcons	4	2:06	Freeman 5-yard run (Bryant kick)	6-46, 2:37	19-38

STATISTICS

	AZ	ATL
First Downs...	23	28
3rd Down Eff. (Pct)...	4-11 (36)	4-9 (44)
Total Plays...	61	67
Avg. Gain...	5.4	5.4
Rushes-Yards...	14-58	30-116
Net Passing Yards...	274	244
Total Net Yards...	332	360
Passing (A-C-I)...	45-25-1	34-26-1
Sacked by Opp...	2-15	3-25
Punts-Average...	4-41.5	2-58.0
Fumbles-Lost...	1-0	0-0
Penalties...	8-60	4-23
Time of Possession...	25:38	34:22

Weather: Indoors

RUSHING

CARDS: DJohnson 13-58; Palmer 1-0.
 Falcons: Freeman 16-60, 2 TD; Gabriel 1-27; Ryan 4-15; Coleman 8-9; Sanu 1-5.

PASSING

CARDS: Palmer 24-45, 289 yds, 2 TD, 1 INT.
 Falcons: Ryan 26-34, 269 yds, 2 TD, 1 INT.

RECEIVING

CARDS: DJohnson 8-103, TD; Gresham 5-35, TD; Fitzgerald 4-53; Floyd 2-31; Nelson 2-30; Ellington 2-19; JoBrown 1-19; Golden 1-(-1).
 Falcons: Sanu 8-65; Gabriel 4-75, 2 TD; Jones 4-35; Hardy 3-47; Freeman 2-17; Hooper 2-8; Coleman 2-4; Toiolo 1-18.

INTERCEPTIONS

CARDS: Swearingin 1-1; Mathieu 0-5.
 Falcons: Campbell 1-7.



CARDINALS 31, REDSKINS 23

 DECEMBER 4, 2016
 UNIV. OF PHOENIX STADIUM - (64,939)


In a Week 13 match-up of NFC teams fighting for their playoff lives, the Cards moved to 5-6-1 with a 31-23 home win over Washington. The Redskins fell to 6-5-1 with the loss. The tight contest featured four 2nd-half lead changes and not surprisingly came down to a handful of key plays. One of the biggest came with 3:47 left to play and AZ holding a 1-point lead. Facing a 4th-n-1 at their own 34, the Cards decided to go for it and RB David Johnson ran for a 14-yard gain. On a 2nd-n-10 three plays later Carson Palmer delivered the dagger with a 42-yard deep strike to WR JJ Nelson. Johnson topped 100 scrimmage yards for the 12th straight game, finishing with 84 and a TD rushing, and 91 with a TD receiving. Larry Fitzgerald had a game-high 10 receptions for 78 yards and eclipsed several career milestones; he moved past Chris Carter & Marvin Harrison into 3rd on the NFL's all-time receptions list, passed Andre Johnson and moved into 10th in receiving yardage, and became the youngest in NFL history to reach 1,100 career receptions.

For the 2nd straight week the Cardinals scored a TD on the game's opening series. This time it was David Johnson 1-yard run that capped a 15-play, 75-yard drive. Washington would pull to within 7-6 thanks to a pair of Dustin Hopkins FGs on consecutive drives in the 2nd quarter. Chandler Catanzaro's 28-yard FG in the closing seconds of the 1st half gave AZ a 10-6 lead at intermission.

Washington got the ball to start the 3rd quarter and on their 2nd snap, QB Kirk Cousins connected with WR DeSean Jackson on a deep ball down the middle. That 59-yard completion took it to the AZS and Cousins' 1-yard sneak put Washington up 13-10. AZ's next drive ended when Catanzaro just missed from 53 yards out. The Cards, however, would quickly get ball back when DT Calais Campbell sacked Cousins forcing a fumble that LB Markus Dunnum returned to the WAS10. That set-up a 6-yard Palmer TD pass to WR Michael Floyd. Trailing 17-13, the Redskins then moved 75 yards in 8 plays and re-took the lead late in the 3rd when Cousins hit WR Jamison Crowder down the seam with a 26-yard TD pass on 3rd down. AZ would respond with its own 75-yard drive and moved back on front thanks to a 25-yard Johnson catch-n-run TD down the right sideline. A 53-yard Hopkins FG made it a 1-point game with 6:01 remaining. Four plays into the ensuing drive, the Cards executed that crucial 4th down play and subsequent deep TD that put them up 8 with 1:56 left. It was still a one possession game when the Redskins took over at their own 25 with 2 timeouts. Washington advanced to the AZ 28 with :52 left when Patrick Peterson picked off Cousins to seal the victory.

	1	2	3	4	OT	F
Redskins	0	6	14	3	—	23
CARDINALS	7	3	7	14	—	31

Team	Qtr.	Time	Scoring Play	Drive	Score
CARDS	1	6:43	Johnson 1-yard run (Catanzaro kick)	15-75, 8:17	0-7
Redskins	2	9:48	Hopkins 47-yard FG	7-40, 3:33	3-7
Redskins	2	1:52	Hopkins 20-yard FG	11-47, 5:26	6-7
CARDS	2	0:07	Catanzaro 28-yard FG	12-65, 1:45	6-10
Redskins	3	12:36	Cousins 1-yard run (Hopkins kick)	5-74, 2:24	13-10
CARDS	3	4:10	Floyd 6-yard pass from Palmer (Catanzaro kick)	3-10, 0:51	13-17
Redskins	3	1:06	Crowder 26-yard pass from Cousins (Hopkins kick)	8-75, 3:04	20-17
CARDS	4	11:09	Johnson 25-yard pass from Palmer (Catanzaro kick)	10-75, 4:57	20-24
Redskins	4	6:01	Hopkins 53-yard FG	10-40, 5:08	23-24
CARDS	4	1:56	Nelson 42-yard pass from Palmer (Catanzaro kick)	8-75, 4:05	23-31

STATISTICS

	WAS	AZ
First Downs...	19	24
3rd Down Eff. (Pct)...	5-11 (45)	10-16 (63)
Total Plays...	57	72
Avg. Gain...	5.8	5.1
Rushes-Yards...	18-87	24-88
Net Passing Yards...	246	281
Total Net Yards...	333	369
Passing (A-C-I)...	37-21-1	46-30-0
Sacked by Opp...	2-25	2-19
Punts-Average...	2-44.5	3-39.7
Fumbles-Lost...	2-1	1-0
Penalties...	7-35	6-51
Time of Possession...	26:14	33:46

Weather: Sunny & clear, 68 degrees, 13% humidity, wind 0 mph.

RUSHING

Redskins: Kelley 14-63; Thompson 2-24; Cousins 2-0, TD.
 CARDS: DJohnson 18-84, TD; Ellington 5-5; Palmer 1-(-1).

PASSING

Redskins: Cousins 21-37, 271 yds, 1 TD, 1 INT.
 CARDS: Palmer 30-46, 300 yds, 3 TD, 0 INT.

RECEIVING

Redskins: Garcon 7-78; Davis 5-47; Crowder 3-42, TD; Grant 2-20; Jackson 1-59; Thompson 1-21; Carrier 1-6; Harris 1-(-2).
 CARDS: Fitzgerald 10-78; DJohnson 9-91, TD; Gresham 5-52; Floyd 3-18, TD; Nelson 1-42, TD; Ellington 1-10; Fells 1-9.

INTERCEPTIONS

Redskins: None.
 CARDS: Peterson 1-2.



DOLPHINS 26, CARDINALS 23
 DECEMBER 11, 2016
 HARD ROCK STADIUM - (65,750)



On a rainy South Florida afternoon in week 14, the Cardinals & Dolphins battled for their playoff lives. The weather made conditions very challenging and the 2 teams combined for five 1st quarter turnovers. By the start of the 4th quarter, the Dolphins led by 12 and had the Cards pinned at their own 1. But despite that poor field position, the inclement weather and a rash of in-game injuries, the Cards would battle back to tie the game. It was Miami however that would come up with the key plays late as back-up QB Matt Moore came on in place of injured starter Ryan Tannehill (knee). He led MIA into position for a short FG that won it as time expired. The loss dropped AZ to 5-7-1 and all but ended any postseason hopes.

On the game's opening drive LB Mike Hull intercepted a Carson Palmer pass that deflected off Larry Fitzgerald and led to a 28-yard Tannehill TD pass to WR Kenny Stills. AZ answered immediately when WR JJ Nelson took a reverse and raced 56 yards for a TD that made it 7-6 after the PAT try was wide left. The teams would then trade turnovers the rest of the quarter as each side lost a fumble and threw an INT. Early in the 2nd, MIA went up 14-6 when Tannehill capped a 5-play, 43-yard drive with a 7-yard TD pass to TE Dion Sims. Later in the quarter, AZ moved to the MIA14 but a sack backed them into a 41-yard FG that was no good after hitting the left upright. A quick Dolphins 3-n-out gave AZ another chance for points before interception and Chandler Catanzaro's 56-yard FG made it 14-9.

Miami got the ball to open the 3rd quarter. They quickly faced a 3rd-n-7 from their own 26 when Jarvis Landry caught a short pass, broke 2 tackles and took it all the way down the left sideline for a 71-yard gain to the 3. That set up a 3-yard TD pass from Tannehill to RB Damien Williams that made it 21-9. That score remained as the Cards offense could get little traction. Meanwhile the Dolphins lost Tannehill to a knee injury late in the 3rd quarter. With 13:48 to play, the Cards were backed up to their own 1 and down 12. But in 12 plays, they covered 99 yards and ended the drive with Palmer's TD pass to WR Brittan Golden on 3rd-n-goal from the 9. A successful PAT would have trimmed it to 5 but the try was blocked and S Walt Aikens returned it for a 2-point conversion that instead made it 23-15. After forcing a Miami 3-n-out, AZ's offense took over at midfield with 5:14 to play and down 8. In 6 plays they advanced to the MIA8 and on 3rd-n-4 from there, Palmer hit Nelson with another TD pass. He followed with a successful 2-point conversion to David Johnson that tied the game at 23 with 3:01 remaining. The AZ defense again forced a 3-n-out but when the Cards could not pick up a 1st down on the subsequent possession they too had to punt. With 1:29 left Moore & the offense took over at the AZ47. A 12-yard pass to Stills took it to the 30 and on the next snap the 2 connected on a pass play to the 1. Two unsuccessful running plays nearly exhausted the clock but MIA stopped it with :01 left and Andrew Franks' 21-yard FG won it.

	1	2	3	4	OT	F
CARDINALS	6	3	0	14	—	23
Dolphins	7	7	7	5	—	26

Team	Qtr.	Time	Scoring Play	Drive	Score
Dolphins	1	9:27	Stills 28-yard pass from Tannehill (Franks kick)	4-52, 2:09	0-7
CARDS	1	8:00	Nelson 56-yard run (kick failed)	3-75, 1:27	6-7
Dolphins	2	11:41	Sims 7-yard pass from Tannehill (Franks kick)	5-43, 2:55	6-14
CARDS	2	1:18	Catanzaro 56-yard FG	4-0, 0:20	9-14
Dolphins	3	11:17	DWilliams 3-yard pass from Tannehill (Franks kick)	6-77, 3:43	9-21
CARDS	4	7:05	Golden 9-yard pass from Palmer	12-99, 6:43	15-21
Dolphins	4	7:05	Aikens defensive 2-point conversion	--	15-23
CARDS	4	3:01	Nelson 8-yard pass from Palmer (Palmer-Johnson pass)	7-50, 2:13	23-23
Dolphins	4	0:00	Franks 21-yard FG	6-44, 1:29	23-26

STATISTICS

	AZ	MIA
First Downs	21	15
3rd Down Eff. (Pct)	4-13 (32)	4-13 (31)
Total Plays	63	57
Avg. Gain	4.8	5.5
Rushes-Yards	27-175	31-83
Net Passing Yards	125	231
Total Net Yards	300	314
Passing (A-C-I)	33-18-2	25-18-1
Sacked by Opp.	3-20	1-11
Punts-Average	5-47.2	8-43.3
Fumbles-Lost	4-2	5-2
Penalties	7-54	14-118
Time of Possession	29:56	30:0

Weather: Cloudy and rainy, temp 77, humidity 77%, winds E 18 MPH.

RUSHING

CARDS: DJohnson 20-80; Nelson 1-56, TD; Williams 3-4; Palmer 3-5.
Dolphins: Ajayi 20-48; Tannehill 5-20; Drake 1-8; Williams 5-7.

PASSING

CARDS: Palmer 18-33, 145 yds, 2 TD, 2 INT.
Dolphins: Tannehill 15-20, 195 yds, 3 TD, 1 INT; Moore 3-5, 47 yds, 0 TD, 0 INT.

RECEIVING

CARDS: Gresham 5-45; DJohnson 5-41; Fitzgerald 3-12; Floyd 2-18; Fells 1-12; Golden 1-1, TD; Nelson 1-8, TD.
Dolphins: Stills 6-97, TD; Landry 4-103; Parker 2-14; Sims 2-9, TD; Williams 2-1, TD; Ajayi 1-15; Drake 1-3.
INTERCEPTIONS
CARDS: Cooper 1-0.
Dolphins: Rambo 1-17; Hull 1-8.



SAINTS 48, CARDINALS 41
 DECEMBER 11, 2016
 UNIV. OF PHOENIX STADIUM - (65,072)



In their final home game of '16, the Cards found themselves in a shootout with the Saints. They combined for 89 total points, the NFL's most in 2016. In the end, AZ could not match QB Drew Brees, who finished with 389 yards and 4 TDs. His Cardinal counterpart Carson Palmer was also sharp, passing for 318 yards with 2 TDs and no INTs. RB David Johnson continued his brilliant play running for 2 TDs to give him 13 rushing TDs for the year, and 17 overall that tied the franchise's single-season record. With 108 yards from scrimmage he became the 1st in NFL history with 100+ in 14 straight to start a season.

On the game's opening drive, RB Kenwyn Williams took a direct snap and raced around the right side for a 49-yard TD run, most of it without a left shoe. The Saints answered with a FG and on the 2nd play of the next drive Larry Fitzgerald lost the ball after a reception. The Saints took over at the AZ30 and capitalized with a 10-yard Brees TD pass to RB Travis Cadet. Midway thru the 2nd quarter, LB Markus Golden knocked the ball from Brees and DT Calais Campbell returned the fumble 53 yards for a TD that made it 13-10 AZ after the PAT failed. Less than a minute later Brees went deep to Brandin Cooks for a 65-yard TD. The pair connected again on the next NO possession, this time on a crossing pattern that went 45 yards for a TD that made it 24-14 with 1:51 left in the half. That was enough time for Palmer to lead an 80-yard drive that ended on a 10-yard TD pass to WR JJ Nelson.

The Saints added a 39-yard FG to make it 27-20 9 minutes into the 3rd but the Cards answered with a 62-yard scoring drive that Johnson capped with a 2-yard game-tying TD run. AZ forced the Saints to settle for a FG on the next drive but Justin Bethel was lined up in the neutral zone and 3 plays later former Cardinal Tim Hightower put NO back on top with a 3-yard TD run. The back-and-forth continued when Johnson's 7-yard TD run made it 34-34 with 8:57 to play. On those 2 AZ TD drives, Palmer was 7-7 passing for 99 yards, but Brees and the Saints kept rolling. Michael Thomas' 4-yard TD catch made it 41-34. When WR Brittan Golden fumbled it over to NO on the 3rd play of the next drive, the Saints took over at the AZ29. On 3rd down, LB Kevin Minter sacked Brees back to the AZ38, but referee Carl Cheffers threw a highly-controversial roughing the passer flag. A minute later, Hightower's 2-yard TD run made it 48-34. The Cards would not quit as Palmer's 30-yard TD pass to John Brown pulled AZ to within 7 with 2:19 left but an unsuccessful on-side kick and one Saints 1st down put the game away.

	1	2	3	4	OT	F
Saints	10	14	3	21	—	48
CARDINALS	7	13	7	14	—	41

Team	Qtr.	Time	Scoring Play	Drive	Score
CARDS	1	12:27	KWilliams 49-yard run (Catanzaro kick)	6-78, 2:33	0-7
Saints	1	5:22	Lutz 37-yard FG	14-56, 7:00	3-7
Saints	1	1:33	Cadet 10-yard pass from Brees (Lutz kick)	7-30, 2:59	10-7
CARDS	2	7:08	Campbell 53-yard fumble return (kick failed)	--	10-13
Saints	2	6:11	Cooks 65-yard pass from Brees (Lutz kick)	2-77, 0:57	17-13
Saints	2	1:51	Cooks 45-yard pass from Brees (Lutz kick)	5-62, 1:41	24-13
CARDS	2	0:40	Nelson 10-yard pass from Palmer (Catanzaro kick)	8-80, 1:11	24-20
Saints	3	6:06	Lutz 39-yard FG	14-68, 5:57	27-20
CARDS	3	3:19	DJohnson 2-yard run (Catanzaro kick)	5-62, 2:47	27-27
Saints	4	12:59	Hightower 3-yard run (Lutz kick)	10-75, 5:20	34-27
CARDS	4	8:57	DJohnson 7-yard run (Catanzaro kick)	7-75, 4:02	34-34
Saints	4	5:33	MThomas 4-yard pass from Brees (Lutz kick)	7-75, 3:24	41-34
Saints	4	3:27	Hightower 2-yard run (Lutz kick)	6-29, 1:46	48-34
CARDS	4	2:19	JoBrown 30-yard pass from Palmer (Catanzaro kick)	7-75, 1:08	48-41

STATISTICS

	NO	AZ
First Downs	33	26
3rd Down Eff. (Pct)	9-14 (64)	5-10 (50)
Total Plays	83	56
Avg. Gain	5.9	7.6
Rushes-Yards	32-130	15-116
Net Passing Yards	358	309
Total Net Yards	488	425
Passing (A-C-I)	48-37-0	40-28-0
Sacked by Opp.	3-20	1-11
Punts-Average	1-30	2-34.0
Fumbles-Lost	1-1	2-2
Penalties	5-46	7-52
Time of Possession	37:13	22:47

Weather: Sunny & clear, temp 62 degrees, humidity 20%, winds west 2 MPH.

RUSHING

Saints: Ingram 17-78; Hightower 11-37, 2 TD; Cadet 1-16; Kuhn 1-1; Brees 2-10.
CARDS: KWilliams 3-63, TD; DJohnson 12-53, 2 TD.

PASSING

Saints: Brees 37-48, 389 yds, 4 TD, 0 INT.
CARDS: Palmer 28-40, 318 yds, 2 TD, 0 INT.

RECEIVING

Saints: Snead 8-76; Cooks 7-186, 2 TD; MThomas 7-52, TD; Hightower 3-11; Ingram 2-14; Fleener 2-10; Kuhn 2-1; Phillips 1-9.
CARDS: Fitzgerald 7-57; JoBrown 5-81, TD; Nelson 5-38, TD; DJohnson 4-55; Gresham 3-42; Golden 2-23; Fells 1-13; Ellington 1-9.

INTERCEPTIONS

Saints: None.
CARDS: None.



CARDINALS 34, SEAHAWKS 31

DECEMBER 24, 2016
CENTURYLINK FIELD - (69,050)

This week 16 Christmas eve game in Seattle was a match-up of teams in different situations. The Cards had been eliminated from postseason contention the week before while Seattle had a #2 seed and first-round bye on the line. But an Arizona team depleted on both sides of the ball built an early lead thanks to a smothering defense that sacked Russell Wilson 5 times in the 1st half. They would lose the lead late but free-hand SEA its only home loss of the season. Carson Palmer played a turnover free-game and was sacked just once behind a makeshift offensive line that helped the offense score 34 points against a Seattle D ranked #2 in the NFL in points allowed (16.8). RB David Johnson would score 3 times to set franchise single-season records for overall and rushing TDs. He also gained over 100 scrimmage yards for the 15th straight game to tie the Barry Sanders' NFL record.

Calais Campbell provided the game's 1st big play on SEA's opening drive when he recovered a fumble at the SEA23. An 11-yard JJ Nelson catch took it to the 2 and Johnson ran it in from there. Late in the 1st, DT Rodney Gunter blocked Steven Hauschka's 45-yard FG try to preserve the 7-0 lead. It remained that way until late in the 2nd when Palmer went deep to JJ Nelson for an 80-yard TD pass, the longest by an opponent at CenturyLink Field. Down 14-0, the Seahawks responded. A play after a 31-yard Doug Baldwin completion moved it to the A229, Wilson completed a pass to WR Tyler Lockett that was initially ruled a TD but after replay review was spotted at the 1; on the play Lockett was lost for the game and season with a broken leg. From there the Cards D stopped SEA on 3 straight plays setting up 4th-n-goal from the 1. SEA went for it but Gunter knifed up the middle to drop Wilson for a 7-yard loss. Two plays later, a flawed exchange led to a fumble that SEA recovered at the A29 with :32 left in the half. The AZ defense again rose up and after 3 straight incompletions, Hauschka's 27-yard FG made it 14-3 at intermission.

Late in the 3rd, Alex Okafor blocked a SEA punt and on the ensuing series Johnson's 1-yard TD run capped a 9-play, 61-yard drive to make it 21-10. Seattle answered when Baldwin turned in a 42-yard catch-n-run for a TD that closed it to 21-18 with 6:47 left. On the next 2 plays from scrimmage, Johnson ran 33 yards to the SEA42 and Nelson took a 41-yard catch to the 1; Johnson's 3rd rushing TD of the game again made it a 10-point game. The Cards then stopped SEA on a 4th-n-1 from their own 42 and it led to a 42-yard Catanzaro FG that made it 31-18 with 4:10 to run. Cut this 1, the Seahawks stormed back. Jimmy Graham's 37-yard TD catch-n-run down it to 6 with 2:48 to go and then Wilson found WR Paul Richardson with a 5-yard TD pass. However, Hauschka's PAT missed wide left and the game remained tied at 31 with a minute left. AZ would take over at its own 25 and 1 timeout. A pair of Johnson receptions then covered 13 & 29 yards while an 8-yard catch by Larry Fitzgerald took it to the SEA25. With the clock running down, Catanzaro and the FG unit rushed onto the field and hit the game-winner from 43 yards as time expired.

	1	2	3	4	OT	F
CARDINALS	7	7	0	20	—	34
Seahawks	0	3	7	21	—	31

Team	Qtr.	Time	Scoring Play	Drive	Score
CARDS	1	7:52	DJohnson 2-yard run (Catanzaro kick)	5-23, 2:54	7-0
CARDS	2	3:52	Nelson 80-yard pass from Palmer (Catanzaro kick)	3-91, 1:30	14-0
Seahawks	2	0:15	Hauschka 27-yard FG	4-0, 0:17	14-3
Seahawks	3	8:20	Kearse 2-yard pass from Wilson (Hauschka kick)	13-66, 6:40	14-10
CARDS	4	13:32	DJohnson 1-yard run (Catanzaro kick)	9-61, 4:59	21-10
Seahawks	4	8:49	Baldwin 42-yard pass from Wilson (Wilson-Reece pass)	9-75, 4:43	21-18
CARDS	4	6:47	DJohnson 1-yard run (Catanzaro kick)	4-75, 2:02	28-18
CARDS	4	4:10	Catanzaro 42-yard FG	4-6, 0:59	31-18
Seahawks	4	2:48	Graham 37-yard pass from Wilson (Hauschka kick)	6-75, 1:22	31-25
Seahawks	4	1:00	Richardson 5-yard pass from Wilson (kick failed WL)	6-45, 1:22	31-31
CARDS	4	0:00	Catanzaro 43-yard FG	8-50, 1:00	34-31

STATISTICS

	AZ	SEA
First Downs	21	24
3rd Down Eff. (Pct)	1-9 (11)	8-17 (47)
Total Plays	57	78
Avg. Gain	6.5	5.0
Rushes-Yards	29-94	27-78
Net Passing Yards	276	313
Total Net Yards	370	391
Passing (A-C-I)	27-16-0	45-29-0
Sacked by Opp.	1-8	6-37
Punts-Average	5-44.4	4-36.0
Fumbles-Lost	1-1	1-1
Penalties	7-85	5-40
Time of Possession	26:18	33:42

Weather: Cloudy, 39 degrees, humidity 87%, winds NNW 2 MPH.

RUSHING

CARDS: DJohnson 28-95, 3TDs; Palmer 1-1.
Seahawks: Wilson 10-36; Collins 7-28; Rawls 8-8; Baldwin 2-6.

PASSING

CARDS: Palmer 16-26, 284 yds, 1 TD, 0 INT.
Seahawks: Wilson 29-45, 350 yds, 4 TD, 0 INT.

RECEIVING

CARDS: DJohnson 4-41; Fitzgerald 4-31; Nelson 3-132, TD; Gresham 2-40; Golden 1-22; Johnson 1-12; DJohnson 1-6.
Seahawks: Baldwin 13-171, TD; Richardson 4-42, TD; Kearse 4-37, TD; Collins 4-19; Graham 2-43, TD; Lockett 2-38.

INTERCEPTIONS

CARDS: None.
Seahawks: None.



CARDINALS 44, RAMS 6

JANUARY 1, 2017
LOS ANGELES MEMORIAL COLISEUM (80,729)

The Cards closed the regular season on New Year's Day in LA against the Rams and delivered a dominating performance. They outscored LA 28-0 in the 2nd half and enjoyed a 344 to 122 overall edge in total yards (260 to 71 in net passing yards). Defensively, AZ held the Rams without a TD and sacked Jared Goff 7 times; 2.5 from LB Markus Golden allowing him to finish the year with a team-high 12.5, the most ever by a Cards LB. The Cards received a scare late in the 1st quarter when star RB David Johnson got twisted up in the pile at the end of the run and did not return. Fortunately the injury was later revealed to be just a knee sprain but it did end Johnson's streak record of consecutive games with 100 scrimmage yards at 15. With the win, AZ improved to 7-8-1 on the season while the Rams dropped to 4-12.

The Cards opened the scoring with a 32-yard Chandler Catanzaro FG on the game's 1st drive. Early in the 2nd quarter, an INT from Rams FS Maurice Alexander gave LA possession at the A229. The Rams immediately tried to cash in with a trick play on the next snap but WR Pharos Cooper's deep pass was INT'd by S Harlan Miller and returned 52 yards to the LA35. That led to another Catanzaro FG and 6-0 AZ lead. On their next drive, the Cards moved 65 yards and went up 13-0 when Carson Palmer hit WR Jeremy Ross with a 4-yard TD pass. A pair of Greg Zuerlein FGs made it 13-6 with :48 left in the 1st half. However, that was enough time for the Cards to move into FG position and Catanzaro's 47-yarder as time expired made it 16-6 at intermission.

The 2nd half opened with a Rams 3-n-out and Patrick Peterson punt return that set the Cards up at the LA37. On the next play, TE Darren Fells hauled in a Palmer pass that he took 37 yards down the left side for a TD that made it 21-6. Following another LA 3-n-out, a 32-yard JJ Nelson catch took it to the 4 and 3 plays later RB Kerwyn Williams punched it in from a yard out. The Rams opening drive of the 4th ended when LB Si Moore forced a fumble that CB Justin Bethel recovered at the LA19. A subsequent Palmer to Larry Fitzgerald TD pass covered 5 yards and made it 37-6. Goff then gave way to back-up Sean Mannion but his 1st series ended when Bethel stepped in front of a pass attempt along the sideline that he returned 66 yards for his 3rd career TD that provided the game's final points.

The 38-point differential was the 3rd largest road margin in club history and gave AZ six straight road wins in the division. It also gave AZ a 4-1-1 division record in 2016, its best since going 6-0 in 2008. His game-high 5 catches allowed Fitzgerald to finish the season with an NFL-best 107 receptions.

	1	2	3	4	OT	F
CARDINALS	3	13	14	14	—	44
RAMS	0	6	0	0	—	6

Team	Qtr.	Time	Scoring Play	Drive	Score
CARDS	1	10:34	Catanzaro 32-yard FG	10-61, 4:26	3-0
CARDS	2	12:25	Catanzaro 34-yard FG	6-19, 2:05	6-0
CARDS	2	7:42	Ross 4-yard pass from Palmer (Catanzaro kick)	7-65, 3:13	13-0
Rams	2	2:34	Zuerlein 37-yard FG	9-56, 5:08	13-3
Rams	2	0:48	Zuerlein 36-yard FG	3-1, 1:11	13-6
CARDS	2	0:00	Catanzaro 47-yard FG	7-46, 0:49	16-6
CARDS	3	13:11	Fells 37-yard pass from Palmer (Catanzaro kick)	1-37, 0:10	23-6
CARDS	3	8:17	KWilliams 1-yard run (Catanzaro kick)	8-57, 3:28	30-6
CARDS	4	11:35	Fitzgerald 5-yard pass from Palmer (Catanzaro kick)	6-19, 1:48	37-6
CARDS	4	8:06	Bethel 66-yard INT return (Catanzaro kick)	--	44-6

STATISTICS

	AZ	LA
First Downs	21	9
3rd Down Eff. (Pct)	4-14 (29)	2-14 (14)
Total Plays	67	57
Avg. Gain	5.1	2.1
Rushes-Yards	24-84	22-51
Net Passing Yards	260	71
Total Net Yards	344	122
Passing (A-C-I)	42-22-2	28-17-2
Sacked by Opp.	1-3	7-72
Punts-Average	4-36.8	7-48.1
Fumbles-Lost	1-0	0-1
Penalties	4-51	9-61
Time of Possession	27:58	32:02

Weather: Sunny, 59 degrees, humidity 49%, winds O MPH.

RUSHING

CARDS: DJohnson 12-60, TD; Ellington 7-18; DJohnson 5-6.
Rams: Gurley 14-40; MBrown 5-11; Austin 2-2; Mannion 1-(-2).

PASSING

CARDS: Palmer 20-38, 255 yds, 3 TD, 1 INT; Stanton 2-4, 8 yds, 0 TD, 1 INT.
Rams: Goff 13-20, 120 yds, 0 TD, 0 INT; Mannion 3-6, 19 yds, 0 TD, 1 INT; Hekker 1-1, 4 yds; Cooper 0-1, 0 yds, 1 INT.

RECEIVING

CARDS: Fitzgerald 5-43, TD; Nelson 4-75; Ross 4-37, TD; DJohnson 3-38; JoBrown 2-25; Ellington 2-48; Fells 1-37, TD.
Rams: Gurley 4-37; Cooper 4-36; Austin 2-18; Quick 2-15; Kendrick 2-12; MThomas 1-15; McRoberts 1-6; Reynolds 1-4.

INTERCEPTIONS

CARDS: Bethel 1-66, TD; HMiller 1-52.
Rams: Alexander 1-19; McDonald 1-0.

PLAYER PARTICIPATION

No.	Player	New England	Tampa Bay	at Buffalo	Los Angeles	at San Fran	NY Jets	Seattle	at Carolina	San Francisco	at Minnesota	at Atlanta	Washington	at Miami	New Orleans	at Seattle	at Los Angeles	GP/GS/DNP/IA
54	Bartu, Joplo	-	-	-	P	P	P	P	P	P	P	-	-	-	-	-	-	7-0-0-0
28	Bethel, Justin	P	P	P	P	P	P	P	P	DB	P	P	P	P	P	DB	DB	16-3-0-0
70	Boehm, Evan	P	P	P	P	P	P	P	P	P	P	P	P	P	P	P	RG	16-1-0-0
65	Boggs, Taylor	-	-	-	-	-	-	-	-	DNP	P	DNP	DNP	P	RG	RG	IR	4-2-3-0
39	Bouka, Elie	IR	IR	IR	IR	IR	IR	IR	IR	IR	IR	IR	IR	IR	IR	IR	IR	N/A
27	Branch, Tyvon	DB	DB	P	DB	IR	IR	IR	IR	IR	IR	IR	DB	DB	IR	IR	IR	6-5-0-0
46	Brewer, Aaron	-	-	-	P	P	P	P	P	P	P	P	P	P	P	P	P	13-0-0-0
13	Brown, Jaron	P	WR	P	WR	P	P	P	IR	IR	IR	IR	IR	IR	IR	IR	IR	7-2-0-0
12	Brown, John	P	P	P	WR	WR	WR	IAJ	P	P	P	WR	P	P	WR	WR	P	15-6-0-1
25	Bryant, Christian	-	-	-	-	PS	PS	PS	PS	P	P	IA	-	-	-	-	P	3-0-0-1
20	Bucannon, Deone	\$LB	\$LB	\$LB	\$LB	\$LB	\$LB	\$LB	\$LB	\$LB	\$LB	\$LB	\$LB	\$LB	IR	IR	IR	13-13-0-0
18	Bundy, Marquis	-	PS	PS	PS	PS	PS	PS	PS	PS	PS	IA	IA	IA	DNP	IA	IA	0-0-1-5
2	Butler, Drew	P	P	P	IAJ	-	-	-	-	-	P	P	P	P	-	-	-	7-0-0-1
93	Campbell, Calais	DT	DT	DT	DT	DT	DT	DT	DT	DT	DT	DT	DT	DT	DT	DT	DT	16-16-0-0
86	Canaday, Kameron	P	P	P	-	-	-	-	-	-	-	-	-	-	-	-	-	3-0-0-0
56	Capi, Cap	-	-	-	-	PS	PS	PS	PS	PS	PS	PS	PS	PS	PS	PS	PS	N/A
7	Catanzaro, Chandler	P	P	P	P	P	P	P	P	P	P	P	P	P	P	P	P	16-0-0-0
25	Christian, Marqui	IA	IA	IA	-	-	-	-	-	-	-	-	-	-	-	-	-	0-0-0-3
42	Cliett, Reshard	-	-	-	-	-	-	-	-	-	-	PS	PS	-	PS	PS	PS	N/A
41	Cooper, Marcus	P	P	CB	CB	CB	CB	CB	CB	CB	CB	CB	CB	CB	CB	IAJ	CB	15-13-0-1
37	Dixon, Brian	-	-	-	-	-	-	-	-	-	-	-	-	-	-	-	IA	0-0-0-1
4	Dysert, Zac	PS	PS	PS	PS	DNP	PS	PS	PS	PS	PS	PS	PS	PS	IA	IA	IA	0-0-1-3
38	Ellington, Andre	P	P	P	P	P	P	P	P	P	P	P	P	P	P	P	P	16-0-0-0
79	Epps, Aaron	-	-	-	-	-	-	-	-	-	-	-	-	-	PS	PS	PS	N/A
37	Eskridge, Durell	IR	IR	IR	IR	IR	IR	IR	-	-	-	-	-	-	-	-	-	N/A
85	Fells, Darren	P	TE	P	TE	IAJ	TE	TE	IAJ	TE	TE	TE	P	P	P	P	P	14-7-0-2
11	Fitzgerald, Larry	WR	WR	WR	WR	WR	WR	WR	WR	WR	WR	WR	WR	WR	WR	WR	WR	16-16-0-0
15	Floyd, Michael	WR	WR	WR	P	P	P	WR	P	P	WR	P	WR	WR	-	-	-	13-7-0-0
59	Fua, Alani	P	P	P	IR	IR	IR	IR	IR	IR	IR	IR	IR	IR	IR	IR	IR	3-0-0-0
10	Golden, Brittan	PS	PS	PS	PS	P	P	P	P	P	P	P	P	P	P	P	WR	12-1-0-0
44	Golden, Markus	P	P	WILL	P	WILL	P	P	P	P	WILL	P	P	P	P	P	P	16-3-0-0
52	Gooden, Zaviar	-	-	-	-	-	-	-	-	PS	P	P	P	P	P	P	P	7-0-0-0
84	Gresham, Jermaine	TE	P	TE	P	TE	TE	TE	TE	TE	TE	TE	TE	TE	TE	TE	TE	16-14-0-0
95	Gunter, Rodney	P	P	P	P	P	P	P	P	P	DT	P	P	P	P	P	P	16-1-0-0
17	Hall, Marvin	-	-	-	-	-	-	-	-	-	-	-	-	-	PS	PS	PS	N/A
45	Hartfield, Trevon	-	PS	PS	PS	PS	PS	PS	PS	PS	PS	PS	PS	PS	PS	P	P	2-0-0-0
19	Hubert, Chris	PS	-	-	-	-	-	-	IA	IA	IA	-	PS	PS	PS	PS	PS	0-0-0-3
74	Humphries, D.J.	RT	RT	RT	RT	RT	RT	RT	RT	RT	RT	LT	LT	LT	IAJ	IAJ	IAJ	13-13-0-3
76	Iupati, Mike	LG	LG	LG	LG	LG	IAJ	LG	LG	LG	LG	LG	LG	LG	LG	LG	LG	15-15-0-1
22	Jefferson, Tony	SS	SS	SS	SS	SS	SS	SS	SS	SS	SS	SS	SS	SS	SS	P	IR	15-14-0-0
43	Jenkins, Mike	IR	IR	IR	IR	IR	IR	IR	IR	IR	IR	IR	IR	IR	IR	IR	IR	N/A
75	John, Ulrick	-	-	-	-	-	DNP	DNP	DNP	DNP	DNP	RT	RT	RT	IR	IR	IR	3-3-5-0
56	Johnson, Cam	-	-	-	PS	-	-	-	-	-	-	-	-	-	-	-	-	N/A
23	Johnson, Chris	P	P	P	P	IR	IR	IR	IR	IR	IR	IR	IR	IR	IR	IR	IR	4-0-0-0
31	Johnson, David	RB	RB	RB	RB	RB	RB	RB	RB	RB	RB	RB	RB	RB	RB	RB	RB	16-16-0-0
71	Johnson, Kaleb	-	-	-	PS	PS	PS	PS	PS	PS	PS	PS	PS	PS	PS	PS	PS	N/A
55	Jones, Chandler	SAM	SAM	SAM	SAM	SAM	SAM	SAM	SAM	SAM	SAM	SAM	SAM	SAM	SAM	SAM	SAM	16-16-0-0



PLAYER PARTICIPATION

No.	Player	New England	Tampa Bay	at Buffalo	Los Angeles	at San Fran	NY Jets	Seattle	at Carolina	San Francisco	at Minnesota	at Atlanta	Washington	at Miami	New Orleans	at Seattle	at Los Angeles	GP/GS/DNP/IA	Total
86	Leonhardt, Brian	-	-	-	-	-	-	-	-	PS	PS	PS	PS	PS	PS	PS	PS	N/A	
52	Louis, Lamar	P	IR	-	-	-	-	-	-	-	-	-	-	-	-	-	-	1-0-0-0	
50	Martin, Gabe	P	P	P	P	P	P	IAJ	P	P	IR	IR	IR	IR	IR	IR	IR	8-0-0-1	
96	Martin, Kareem	IAJ	IAJ	IAJ	P	P	P	P	P	P	P	P	P	P	P	P	P	13-0-0-3	
32	Mathieu, Tyrann	FS	FS	FS	FS	FS	FS	FS	FS	IAJ	IAJ	FS	IAJ	IAJ	FS	IR	IR	10-10-0-4	
69	Mathis, Evan	RG	RG	IAJ	RG	RG	IR	IR	IR	IR	IR	IR	IR	IR	IR	IR	IR	4-4-0-1	
97	Mauro, Josh	NT	DT	P	DT	IAJ	DT	DT	DT	DT	P	DT	DT	DT	DT	DT	DT	15-13-0-1	
34	Miller, Harlan	PS	PS	PS	PS	PS	PS	PS	PS	PS	PS	PS	PS	PS	PS	PS	FS	2-2-0-0	
51	Minter, Kevin	ILB	ILB	ILB	ILB	ILB	ILB	ILB	ILB	ILB	ILB	ILB	ILB	ILB	ILB	ILB	ILB	16-16-0-0	
80	Momah, Ifeanyi	PS	PS	PS	P	P	P	P	TE	IR	IR	IR	IR	IR	IR	IR	IR	5-1-0-0	
54	Moore, Sio	-	-	-	-	-	-	-	-	-	-	IA	IA	P	\$LB	\$LB	\$LB	4-3-0-2	
62	Munyer, Daniel	-	-	-	-	-	-	-	-	-	-	-	-	-	-	-	PS	N/A	
9	Murray, Aaron	PS	-	-	-	-	-	-	-	-	-	-	-	-	-	-	-	N/A	
14	Nelson, J.J.	P	IAJ	P	P	P	P	P	WR	WR	P	P	WR	WR	WR	WR	P	15-6-0-1	
87	Niklas, Troy	TE	P	TE	IR	IR	IR	IR	IR	IR	IR	IR	IR	IR	IR	IR	IR	3-2-0-0	
90	Nkemdiche, Robert	P	IAJ	IAJ	IA	IA	P	DNP	P	IA	IA	IA	IA	IA	P	P	IAJ	5-0-1-10	
57	Okafor, Alex	P	P	P	P	P	P	P	IAJ	P	P	P	P	P	P	P	P	15-0-0-1	
58	Okpalau, Tristan	IR	-	-	-	-	-	-	-	-	-	-	-	-	-	-	-	N/A	
3	Palmer, Carson	QB	QB	QB	QB	IAJ	QB	QB	QB	QB	QB	QB	QB	QB	QB	QB	QB	15-15-0-1	
35	Penny, Elijah	PS	PS	PS	PS	PS	PS	PS	PS	PS	PS	PS	PS	PS	PS	PS	PS	N/A	
98	Peters, Corey	P	NT	NT	NT	NT	NT	NT	NT	NT	IAJ	NT	NT	NT	NT	NT	NT	15-14-0-1	
21	Peterson, Patrick	CB	CB	CB	CB	CB	CB	CB	CB	CB	CB	CB	CB	CB	CB	CB	CB	16-16-0-0	
72	Pierre, Olsen	IA	IA	IA	IA	IA	IA	IA	IA	IA	IA	IA	IA	IA	IA	IA	IA	0-0-0-16	
63	Price, Givens	PS	PS	PS	PS	PS	PS	PS	PS	PS	PS	PS	PS	PS	DNP	DNP	P	1-0-2-0	
9	Quigley, Ryan	-	-	-	P	P	P	P	P	P	-	-	-	-	-	-	-	6-0-0-0	
47	Riddick, Shaq	PS	PS	PS	-	-	-	-	-	-	-	-	-	-	-	-	-	N/A	
16	Ross, Jeremy	-	-	-	-	-	-	-	-	-	-	-	-	-	IA	P	WR	2-1-0-1	
92	Rucker, Froste	DT	IAJ	IAJ	IAJ	P	P	P	P	P	P	P	P	P	P	P	P	13-1-0-3	
53	Shipley, A.Q.	C	C	C	C	C	C	C	C	C	C	C	C	C	C	C	C	16-16-0-0	
29	Simon, Tharold	-	P	P	P	P	P	P	P	IAJ	IAJ	P	P	IA	IA	-	-	9-0-0-4	
5	Stanton, Drew	DNP	P	DNP	P	QB	P	DNP	DNP	DNP	DNP	DNP	DNP	DNP	DNP	DNP	DNP	5-1-11-0	
91	Stinson, Ed	IA	P	DT	P	IAJ	IAJ	IAJ	IAJ	IA	P	IAJ	IA	IA	IA	IA	IA	4-1-0-12	
36	Swearinger, D.J.	P	P	P	P	DB	DB	DB	DB	FS	FS	DB	FS	FS	DB	SS	SS	16-12-0-0	
30	Taylor, Stepfan	IAJ	P	P	P	P	P	P	P	P	P	P	P	P	P	P	P	15-0-0-1	
61	Toner, Cole	IA	IA	DNP	IA	IA	DNP	IA	IA	IA	IA	IA	IA	IA	DNP	P	P	2-0-3-11	
89	Valles, Hakeem	PS	PS	PS	PS	TE	IA	P	P	P	P	P	P	P	P	P	P	11-1-0-1	
68	Veldheer, Jared	LT	LT	LT	LT	LT	LT	LT	LT	IR	IR	IR	IR	IR	IR	IR	IR	8-8-0-0	
64	Wallace, Martin	-	-	-	-	-	PS	PS	PS	-	-	-	-	-	-	-	-	N/A	
78	Watford, Earl	P	P	RG	P	P	RG	RG	RG	RG	DNP	P	RG	RT	RT	RT	RT	15-10-1-0	
73	Wetzel, John	P	P	P	P	P	LG	P	P	LT	LT	RG	RG	P	LT	LT	LT	16-8-0-0	
6	Wile, Matt	-	-	-	-	-	-	-	-	-	-	-	-	PS	P	P	P	3-0-0-0	
26	Williams, Brandon	CB	CB	P	IA	P	IA	IA	P	P	P	P	P	P	P	CB	P	13-3-0-3	
33	Williams, Kerwynn	-	-	-	-	-	IA	P	P	P	P	P	P	P	P	P	P	10-0-0-1	
94	Williams, Xavier	IA	P	IA	IA	P	IA	IA	IA	P	NT	P	P	P	IA	IA	P	8-1-0-8	
58	Wright III, Scooby	-	-	-	-	-	-	-	-	-	-	-	-	-	P	P	P	3-0-0-0	
29	Zamort, Ronald	-	-	-	-	-	-	-	-	-	-	-	-	-	-	PS	PS	N/A	

P-Played, Position-Started, INJ-Injured, DNP-Did Not Play, IA-Inactive, IAJ-Inactive/Injured, IR-Injured Reserve, PS-Practice Squad, PUP-Physically Unable to Perform, SUS-Suspension, NFI-Reserve/Non-Football Injury, RE-Roster Exemption



2016 MISCELLANEOUS STATS

Season Record	7-8-1	At Home	4-3-1	When won coin toss	4-5
In NFC West Games	4-1-1	On the Road	3-5	When lost coin toss	3-3-1
In NFC East Games	1-0	Outdoors	4-4	When scored first	6-2-1
In NFC North Games	0-1	Indoors	3-4-1	When opp. scores first	1-6
In NFC South Games	1-3	On Natural Grass	6-5-1	In overtime games	0-0-1
In September	1-2	When Arizona had a 300-yard passer	3-2-1		
In October	2-2-1	When opponent had a 300-yard passer	1-1		
In November	1-2	When Arizona wins turnover margin	5-1		
In December	2-2	When opponent wins turnover margin	1-6		
In January	1-0				
When Cards out-rushed opponent	6-3-1				
When Cards out-passed opponent	5-6-1				
When roof open at U of P Stadium	1-1				
When roof closed at U of P Stadium	3-2-1				
When Yielding 20 Points or Less	4-1-1	While wearing white jersey/white pants	2-4		
When Scoring 20 Points or More	7-5	While wearing white jersey/red pants	0-0		
When Led at Halftime	6-0-1	While wearing red jersey/white pants	5-3-1		
When Trailing at Halftime	0-7	While wearing red jersey/red pants	0-0		
		While wearing black jersey/white pants	0-1		
When Arizona had a 100-yd rusher	2-1-1	When Tied at Halftime	1-1		
When opponent had a 100-yd rusher	0-1	When Led at the End of 3rd Quarter	6-1-1		
When Arizona had a 100-yd receiver	2-2	When Trailing at the End of 3rd Quarter	1-6		
When opponent had a 100-yd receiver	2-2	When Tied at the End of 3rd Quarter	0-1		

2016 BOOTH INITIATED REVIEWS

Date	Opp	Explanation	Result
9-18	vs. TB	Challenge broke the plane ruling for AZ WR Larry Fitzgerald	Reversed
9-25	@ BUF	Challenge runner was down by contact ruling for AZ RB David Johnson	Reversed
10-2	vs. LA	Challenge interception ruling for LA CB Trumaine Johnson	Reversed
10-17	vs. NYJ	Challenge fumble ruling for NYJ QB Ryan Fitzpatrick	Reversed
		Challenge pass completion for a TD ruling for AZ WR Michael Floyd	Upheld
10-30	@ CAR	Challenge interception ruling for AZ S Tony Jefferson	Reversed
		Challenge fumble ruling for CAR RB Jonathan Stewart	Upheld
11-13	vs. SF	Challenge fumble ruling for SF PR Jeremy Kerley	Upheld
		Challenge runner in bounds ruling for AZ RB David Johnson	Upheld
		Challenge pass completion ruling for AZ WR Michael Floyd	Upheld
11-20	@ MIN	Challenge fumble ruling for MIN QB Sam Bradford	Upheld
12-4	vs. WAS	Challenge pass completion touchdown ruling for AZ WR J.J. Nelson	Upheld
12-11	@ MIA	Challenge pass interception ruling for AZ CB Marcus Cooper	Upheld
		Challenge loose ball recovery for AZ DT Rodney Gunter	Upheld
		Challenge runner was down by contact ruling for MIA RB Damien Williams	Upheld
12-18	vs. NO	Challenge runner broke the plane ruling for AZ RB David Johnson	Upheld
12-24	@ SEA	Challenge runner broke the plane ruling for SEA WR Tyler Lockett	Reversed
1-1	@ LA	Challenge fumble ruling for LA WR Tavon Austin	Upheld

2016 ARIZONA INSTANT REPLAY CHALLENGES (1-4)

Date	Opp	Explanation	Result
9-18	vs. TB	Challenge runner was out of bounds ruling for TB PR Adam Humphries	Upheld
10-30	@ CAR	Challenge pass completion ruling for CAR WR Ted Ginn, Jr.	Upheld
11-20	@ MIN	Challenge incomplete pass ruling for MIN QB Sam Bradford	Upheld
12-18	vs. NO	Challenge pass completion ruling for NO WR Brandin Cooks	Upheld
12-24	@ SEA	Challenge pass completion ruling for SEA WR Doug Baldwin	Reversed

2016 OPPONENT INSTANT REPLAY CHALLENGES (2-4)

Date	Opp	Explanation	Result
10-2	vs. LA	Challenge incomplete pass ruling for LA WR Tavon Austin	Upheld
		Challenge incomplete pass ruling for LA WR Brian Quick	Upheld
11-20	@ MIN	Challenge incomplete pass ruling for MIN WR Adam Thielen	Reversed
		Challenge runner down by contact ruling for MIN RB Matt Asiata	Reversed
12-18	vs. NO	Challenge incomplete pass ruling for NO WR Willie Snead	Upheld
1-1	@ LA	Challenge pass completion ruling for AZ WR J.J. Nelson	Upheld

2016 ARIZONA DEFENSIVE TOUCHDOWNS

Date	Opp	Play
9-18	vs. TB	CB Marcus Cooper 60-yard interception return
12-18	vs. NO	DT Calais Campbell 53-yard fumble return
1-1	@ LA	CB Justin Bethel 66-yard interception return

2016 ARIZONA RETURN TOUCHDOWNS

Date	Opp	Play
------	-----	------

2016 OVERTIME SCORING PLAYS (0-0-1)

Date	Opp	Play
10-23	vs. SEA	AZ K Chandler Catanzaro 45-yard field goal
		SEA K Steven Hauschka 36-yard field goal

ARIZONA TWO-POINT CONVERSION ATTEMPTS (1-3)

Date	Opp	Play
9-25	@ BUF	Pass attempt from QB Carson Palmer to WR Jaron Brown is incomplete
10-30	@ CAR	Pass attempt from QB Carson Palmer to WR J.J. Nelson is incomplete
11-27	@ ATL	Pass attempt from QB Carson Palmer to WR Michael Floyd is incomplete
12-11	@ MIA	Pass attempt from QB Carson Palmer to RB David Johnson is complete

ARIZONA ONSIDE KICK ATTEMPTS/RECOVERIES (0-2)

Date	Opp	Play
11-27	@ ATL	K Chandler Catanzaro onside kick recovered by ATL TE Austin Hooper
12-18	vs. NO	K Chandler Catanzaro onside kick goes out of bounds



2017 ARIZONA CARDINALS MEDIA GUIDE

RECORDS



SINGLE-GAME BESTS

RUSHING YARDS

228...Beanie Wells at St. Louis, Nov. 27, 2011 (27 carries)
 214...LeShon Johnson at New Orleans, Sept. 22, 1996 (21 carries)
 203...John David Crow vs. Pittsburgh, Dec. 18, 1960 (24 carries)
 193...Otis Anderson vs. Dallas, Sept. 2, 1979 (21 carries)
 187...David Johnson at Philadelphia, Dec. 20, 2015 (29 carries)
 182...Wayne Morris at Minnesota, Nov. 6, 1977 (27 carries)
 179...Stump Mitchell vs. Philadelphia, Dec. 17, 1985 (22 carries)
 177...Otis Anderson vs. Buffalo, Nov. 15, 1981 (27 carries)
 176...Bill Triplett at N.Y. Giants, Oct. 31, 1965 (23 carries)
 174...Adrian Murrell at Philadelphia, Dec. 13, 1998 (32 carries)
 173...Thomas Jones at Seattle, Sept. 15, 2002 (24 carries)
 168...Otis Anderson at N.Y. Giants, Nov. 11, 1980 (31 carries)
 165...Marcel Shipp vs. San Francisco, Oct. 26, 2003 (35 carries)
 164...Otis Anderson vs. Minnesota, Nov. 4, 1979 (25 carries)
 163...Ollie Matson vs. Washington, Nov. 21, 1964 (8 carries)
 162...Willis Greshaw at N.Y. Giants, Dec. 8, 1956 (28 carries)
 160...Ronald Moore vs. Philadelphia, Nov. 7, 1993 (36 carries)
 159...Ollie Matson vs. Pittsburgh, Nov. 25, 1956 (16 carries)
 158...Elmer Angsman vs. Philadelphia, Dec. 28, 1947 (10 carries)*
 158...Stump Mitchell vs. New Orleans, Dec. 8, 1985 (28 carries)
 157...David Johnson at San Francisco, Oct. 6, 2016 (27 carries)
 John David Crow at Washington, Nov. 20, 1960 (17 carries)
 156...Johnny Johnson vs. N.Y. Giants, Dec. 12, 1992 (36 carries)
 155...Otis Anderson vs. Philadelphia, Dec. 18, 1983 (23 carries)
 155...Ollie Matson vs. Washington, Oct. 20, 1957 (13 carries)
 154...Andre Ellington vs. Atlanta, Oct. 27, 2013 (15 carries)
 151...Otis Anderson vs. Philadelphia, Sept. 28, 1980 (27 carries)
 148...Tim Hightower vs. Denver, Dec. 12, 2010 (18 carries)
 Stump Mitchell vs. Houston, Oct. 27, 1985 (21 carries)
 147...Jim Otis at Chicago, Dec. 14, 1975 (33 carries)
 146...Johnny Johnson at Indianapolis, Dec. 20, 1992 (28 carries)
 MacArthur Lane vs. Washington, Sept. 27, 1970 (28 carries)
 Elmer Angsman vs. Green Bay, Oct. 10, 1948
 145...Adrian Murrell vs. Philadelphia, Sept. 20, 1998 (22 carries)
 Stump Mitchell at Philadelphia, Dec. 5, 1982 (25 carries)
 Charley Trippi at Chicago Bears, Dec. 16, 1951
 144...Ollie Matson vs. Cleveland, Sept. 30, 1956 (20 carries)
 143...John David Crow vs. Dallas, Oct. 23, 1960 (24 carries)
 141...Marcel Shipp vs. Cincinnati, Nov. 2, 2003 (29 carries)
 140...Otis Anderson vs. N.Y. Giants, Dec. 9, 1979 (29 carries)
 Jim Otis at Seattle, Sept. 12, 1976 (27 carries)
 Bobby Joe Conrad vs. Washington, Sept. 27, 1957 (11 carries)
 138...Beanie Wells vs. N.Y. Giants, Oct. 2, 2011 (27 carries)
 136...Anthony Thompson vs. New England, Nov. 25, 1990 (28 carries)
 Otis Anderson at New England, Dec. 2, 1984 (30 carries)
 Otis Anderson vs. Minnesota, Oct. 30, 1983 (24 carries)
 Joe Childress at Philadelphia, Sept. 22, 1963 (29 carries)
 John David Crow at Washington, Nov. 20, 1960 (15 carries)
 135...Marcel Shipp vs. Oakland, Nov. 24, 2002 (16 carries)
 Ronald Moore vs. N.Y. Giants, Dec. 26, 1993 (23 carries)
 Prentice Gaunt at Philadelphia, Oct. 1, 1961 (15 carries)
 134...John David Crow at Philadelphia, Oct. 9, 1960 (16 carries)
 133...Michael Pittman vs. Detroit, Nov. 14, 1999 (23 carries)
 Otis Anderson at Philadelphia, Sept. 25, 1983 (29 carries)
 Terry Metcalf at Philadelphia, Sept. 1, 1973 (16 carries)
 132...MacArthur Lane vs. New Orleans, Oct. 11, 1970 (16 carries)
 130...Otis Anderson vs. Seattle, Nov. 13, 1983 (29 carries)
 Otis Anderson at Baltimore, Nov. 22, 1981 (29 carries)
 Donny Anderson vs. N.Y. Giants, Oct. 28, 1973 (18 carries)
 Johnny Roland at Washington, Nov. 5, 1995 (25 carries)
 Ollie Matson vs. Pittsburgh, Nov. 5, 1955 (13 carries)
 Charley Trippi vs. Washington, Sept. 26, 1949
 129...Stump Mitchell vs. Washington, Dec. 21, 1985 (12 carries)
 Otis Anderson vs. San Francisco, Dec. 2, 1979 (27 carries)
 128...Edgerrin James vs. Seattle, Sept. 16, 2007 (24 carries)
 Cid Edwards vs. Pittsburgh, Nov. 30, 1969 (13 carries)
 Bill Thornton at Philadelphia, Nov. 22, 1964 (12 carries)
 127...LaRod Stephens-Howling at Atlanta, Nov. 18, 2012 (22 carries)
 Emmitt Smith vs. New Orleans, Oct. 3, 2004 (21 carries)
 126...Ronald Moore vs. L.A. Rams, Dec. 5, 1993 (29 carries)
 Stump Mitchell at Tampa Bay, Oct. 12, 1986 (20 carries)
 Otis Anderson at New Orleans, Oct. 5, 1980 (22 carries)
 George Grosvenor vs. Chicago Bears, Nov. 29, 1936
 125...MacArthur Lane at Philadelphia, Oct. 18, 1970 (15 carries)
 Charley Trippi vs. N.Y. Giants, Oct. 30, 1949 (18 carries)
 124...Johnny Roland vs. N.Y. Giants, Sept. 17, 1967 (21 carries)
 123...Stump Mitchell vs. San Francisco, Sept. 18, 1983 (8 carries)
 Wayne Morris at Washington, Nov. 19, 1978 (36 carries)
 John Grigas at Detroit, Nov. 12, 1944 (25 carries)
 122...Chris Johnson vs. Baltimore, Oct. 26, 2015 (18 carries)
 Garrison Hearst at N.Y. Giants, Oct. 8, 1995 (23 carries), OT
 Otis Anderson at Atlanta, Nov. 28, 1982 (20 carries)
 Otis Anderson at Washington, Nov. 1, 1981 (18 carries)
 Otis Anderson vs. Washington, Dec. 21, 1980 (22 carries)
 Johnny Roland at Minnesota, Oct. 8, 1967 (17 carries)
 121...Garrison Hearst at Detroit, Sept. 17, 1995 (22 carries)
 Donny Anderson vs. N.Y. Giants, Nov. 11, 1972 (22 carries)
 120...Johnny Johnson vs. Dallas, Oct. 14, 1990 (19 carries)
 119...Otis Anderson at Indianapolis, Sept. 16, 1984 (23 carries)
 Otis Anderson at L.A. Raiders, Dec. 11, 1983 (24 carries)
 Terry Metcalf vs. Washington, Dec. 10, 1977 (19 carries)
 Jim Otis at New York Giants, Dec. 12, 1976 (28 carries)

118...Ronald Moore at Washington, Oct. 15, 1995 (28 carries)
 John David Crow vs. Dallas, Dec. 9, 1962 (18 carries)
 117...Pat Harder vs. New York Yanks, Nov. 13, 1949 (13 carries)
 John Grigas vs. Detroit, Nov. 5, 1944 (30 carries)
 116...Jim Otis vs. Philadelphia, Oct. 19, 1975 (23 carries)
 Johnny Roland at N.Y. Giants, Nov. 28, 1971 (24 carries)
 Elmer Angsman vs. Detroit, Oct. 23, 1949
 115...Tim Hightower at Atlanta, Sept. 19, 2010 (11 carries)
 Edgerrin James vs. Seattle, Dec. 10, 2006 (26 carries)
 Edgerrin James at St. Louis, Dec. 3, 2006 (26 carries)
 Jim Otis at Philadelphia, Nov. 7, 1976 (27 carries)
 Ollie Matson at Pittsburgh, Nov. 28, 1954 (10 carries)
 114...Edgerrin James vs. Cleveland, Dec. 2, 2007 (24 carries)
 113...David Johnson vs. Seattle, Oct. 23, 2016 (33 carries)
 Otis Anderson vs. San Diego, Nov. 20, 1983 (28 carries)
 Terry Metcalf at Seattle, Sept. 12, 1976 (16 carries)
 112...Otis Anderson at Philadelphia, Nov. 18, 1979 (17 carries)
 Jerry Latin at Detroit, Dec. 21, 1975 (15 carries)
 Pat Harder vs. Chicago Bears, Dec. 1, 1946 (12 carries)
 111...David Johnson vs. N.Y. Jets, Oct. 17, 2016 (22 carries)
 Otis Anderson at N.Y. Giants, Nov. 18, 1984 (24 carries)
 Derrick McAdoo at San Francisco, Oct. 18, 1987 (23 carries)
 Stump Mitchell vs. N.Y. Giants, Dec. 13, 1987 (26 carries)
 110...Chris Johnson vs. San Francisco, Sept. 27, 2015 (22 carries)
 Beanie Wells at Detroit, Dec. 20, 2009 (17 carries)
 Tim Hightower at St. Louis, Nov. 22, 2006 (14 carries)
 Stump Mitchell at Cincinnati, Sept. 6, 1988 (22 carries)
 Stump Mitchell at Tampa Bay, Sept. 18, 1988 (18 carries)
 Earl Ferrell vs. Cleveland, Oct. 23, 1988 (18 carries)
 Earl Ferrell at Dallas, Oct. 30, 1988 (19 carries)
 Otis Anderson at Dallas, Oct. 7, 1984 (25 carries)
 Otis Anderson vs. N.Y. Giants, Dec. 26, 1982 (30 carries)
 109...Chris Johnson at Cleveland, Nov. 1, 2015 (30 carries)
 Tim Hightower at St. Louis, Nov. 2, 2008 (22 carries)
 Stump Mitchell vs. Miami, Sept. 30, 1984 (20 carries)
 Otis Anderson vs. Washington, Dec. 12, 1982 (15 carries)
 Otis Anderson at Houston, Oct. 7, 1979 (16 carries)
 Otis Anderson at N.Y. Giants, Sept. 9, 1979 (31 carries)
 Jim Otis vs. San Francisco, Oct. 31, 1976 (23 carries)
 Jim Otis vs. Washington, Nov. 16, 1975 (23 carries)
 Terry Metcalf vs. N.Y. Giants, Oct. 5, 1975 (15 carries)
 Johnny Roland at Washington, Oct. 23, 1966 (20 carries)
 Earl Ferrell vs. Washington, Sept. 25, 1988 (19 carries)
 108...Johnny Johnson at N.Y. Giants, Oct. 21, 1990 (30 carries)
 Stump Mitchell vs. N.Y. Giants, Oct. 24, 1983 (24 carries)
 Dave Mann vs. Chicago, Nov. 27, 1955 (10 carries)
 107...Michael Pittman vs. Cleveland, Oct. 8, 2000 (16 carries)
 Adrian Murrell vs. Washington, Nov. 8, 1998 (23 carries)
 Otis Anderson vs. Kansas City, Nov. 23, 1980 (16 carries)
 Jim Otis vs. Baltimore, Dec. 4, 1976 (29 carries)
 106...Emmitt Smith vs. Seattle, Oct. 24, 2004 (26 carries)
 Otis Anderson at Kansas City, Oct. 2, 1983 (21 carries)
 Johnny Roland vs. New Orleans, Dec. 3, 1967 (21 carries)
 105...Edgerrin James at San Francisco, Dec. 24, 2006 (29 carries)
 Otis Anderson at Washington, Nov. 11, 1979 (25 carries)
 Otis Anderson at Dallas, Oct. 21, 1979 (20 carries)
 Donny Anderson at Cincinnati, Oct. 25, 1973 (18 carries)
 104...LaRod Stephens-Howling at Minnesota, Oct. 21, 2012 (20 carries)
 Otis Anderson vs. Green Bay, Sept. 29, 1985 (20 carries)
 Charley Trippi vs. Boston, Oct. 24, 1948 (9 carries)
 103...David Johnson at Minnesota, Nov. 20, 2016 (22 carries)
 Chris Johnson at Detroit, Oct. 11, 2015 (11 carries)
 Garrison Hearst vs. Minnesota, Nov. 12, 1995 (18 carries), OT
 Johnny Johnson vs. Green Bay, Nov. 18, 1990 (15 carries)
 Charley Trippi vs. Detroit, Nov. 7, 1948 (10 carries)
 102...Edgerrin James vs. St. Louis, Dec. 30, 2007 (24 carries)
 Johnny Johnson vs. San Francisco, Nov. 1, 1992 (26 carries)
 Otis Anderson at Philadelphia, Dec. 20, 1981 (19 carries)
 Wayne Morris at New Orleans, Oct. 5, 1980 (22 carries)
 Donny Anderson vs. Chicago, Oct. 29, 1972 (18 carries)
 Bill Triplett vs. Cleveland, Dec. 1, 1963 (16 carries)
 101...Jim Otis vs. N.Y. Giants, Oct. 5, 1975 (20 carries)
 Stump Mitchell vs. Washington, Dec. 6, 1987 (20 carries)
 Stump Mitchell at Tampa Bay, Dec. 20, 1987 (23 carries)
 100...Kerwyn Williams vs. Kansas City, Dec. 7, 2014 (19 carries)
 Edgerrin James vs. Seattle, Dec. 28, 2008 (14 carries)
 Edgerrin James at San Francisco, Sept. 7, 2008 (26 carries)
 Otis Anderson at Dallas, Nov. 16, 1980 (31 carries)
 Terry Metcalf at Atlanta, Dec. 9, 1973 (18 carries)
 John Grigas at Washington, Oct. 29, 1944 (30 carries)
 George Grosvenor vs. Green Bay, Dec. 6, 1936 (35 carries)
 Doug Russell vs. Chicago Bears, Dec. 1, 1935

PASSING YARDS

522...Boomer Esiason at Washington, Nov. 10, 1996 (35-59), OT
 484...Kurt Warner vs. San Francisco, Nov. 25, 2007 (34-48), OT
 472...Kurt Warner at N.Y. Jets, Sept. 28, 2008 (40-57)
 468...Neil Lomax at Washington, Dec. 16, 1984 (37-46)
 465...Jake Plummer vs. Dallas, Nov. 15, 1998 (31-56)
 457...Neil Lomax at San Diego, Sept. 20, 1987 (32-61)
 431...Steve Bueherlein at Seattle, Dec. 19, 1993 (34-53), OT
 428...Charley Johnson vs. Pittsburgh, Oct. 13, 1963 (21-42)
 421...Carson Palmer at Pittsburgh, Oct. 18, 2015 (29-45)
 419...Carson Palmer at Jacksonville, Nov. 17, 2013 (30-42)
 413...Dave Krieg vs. Atlanta, Nov. 26, 1995 (27-43), OT



- 407 ..Carson Palmer vs. San Francisco, Dec. 29, 2013 (28-49)
 408 ..Matt Leinart at Minnesota, Nov. 26, 2006 (31-51)+
 409 ..Josh McCown vs. Carolina, Oct. 2, 2005 (29-46)
 396 ..Jake Plummer vs. Green Bay, Jan. 2, 2000 (35-57)
 395 ..Kurt Warner at Seattle, Nov. 16, 2008 (32-44)
 394 ..Jake Plummer vs. New Orleans, Dec. 20, 1998 (32-44)
 390 ..Neil Lomax at Philadelphia, Dec. 7, 1986 (30-48), OT
 388 ..Jake Plummer at N.Y. Giants, Nov. 16, 1997 (22-33)
 Neil Lomax vs. Dallas, Nov. 11, 1984 (27-52)
 386 ..Charley Johnson vs. Philadelphia, Dec. 16, 1962 (17-32)
 385 ..Josh McCown vs. San Francisco, Oct. 2, 2005 (32-46), (Mexico City)
*Neil Lomax at Green Bay, Jan. 8, 1983 (32-51)**
 384 ..Neil Lomax vs. Philadelphia, Dec. 11, 1988 (29-50)
 383 ..Chris Chandler at Dallas, Sept. 20, 1992 (28-43)
 Charley Johnson at Philadelphia, Sept. 19, 1965 (20-43)
 381 ..Kurt Warner at Carolina, Oct. 26, 2008 (35-49)
 Timm Rosenbach vs. N.Y. Giants, Dec. 23, 1990 (23-41)
 379 ..Kurt Warner vs. Green Bay, Jan. 10, 2010 (29-33)*
 377 ..Kurt Warner vs. Pittsburgh, Feb. 1, 2009 (31-43)* (SB XLIII)
 376 ..Carson Palmer vs. San Francisco, Nov. 13, 2016 (30-49)
 374 ..Carson Palmer at Cleveland, Nov. 1, 2015 (23-38)
 Charley Johnson vs. New Orleans, Nov. 2, 1969 (20-37)
 371 ..Charley Johnson vs. Philadelphia, Dec. 13, 1964 (28-49)
 369 ..Kurt Warner vs. Atlanta, Dec. 23, 2007 (35-52), OT
 Neil Lomax at Atlanta, Nov. 29, 1987 (25-42)
 367 ..Boomer Esiason vs. Philadelphia, Nov. 24, 1996 (24-43)
 366 ..Kent Graham vs. St. Louis, Sept. 27, 1996 (37-58) OT
 365 ..Charley Johnson at N.Y. Giants, Nov. 4, 1962 (26-41)
 363 ..Carson Palmer at Carolina, Oct. 30, 2016 (35-46)
 Carson Palmer at Seattle, Nov. 15, 2015 (29-47)
 361 ..Kurt Warner vs. Miami, Sept. 14, 2008 (19-24)
 Neil Lomax vs. Washington, Oct. 21, 1984 (20-38)
 359 ..Kurt Warner at Detroit, Nov. 13, 2005 (29-45)
 358 ..Jeff Blake at Detroit, Sept. 7, 2003 (28-46)
 356 ..Carson Palmer at St. Louis, Dec. 6, 2015 (26-40)
 Kurt Warner at San Diego, Dec. 31, 2006 (22-32)
 354 ..Kurt Warner at San Francisco, Dec. 4, 2005 (29-45)
 Neil Lomax at Dallas, Oct. 7, 1984 (19-29)
 353 ..Neil Lomax vs. N.Y. Giants, Nov. 13, 1988 (23-35)
 Jim Hart vs. Minnesota, Nov. 11, 1974 (28-42)
 Jim Hart vs. Pittsburgh, Nov. 10, 1968 (17-40)
 352 ..Carson Palmer vs. St. Louis, Oct. 4, 2015 (29-46)
 351 ..Kurt Warner vs. N.Y. Giants, Nov. 23, 2008 (35-52)
 349 ..Carson Palmer vs. Green Bay, Jan. 16, 2016 (25-41)*
 346 ..Jim Hart vs. Dallas, Oct. 17, 1976 (22-33)
 344 ..Jim Hart vs. Atlanta, Nov. 9, 1980 (25-43)
 343 ..Kurt Warner at St. Louis, Nov. 2, 2008 (22-33)
 Shaun King at Carolina, Nov. 21, 2004 (28-52)
 342 ..Carson Palmer vs. Seattle, Oct. 23, 2016 (29-49)
 Neil Lomax at L.A. Rams, Oct. 2, 1988 (28-43)
 341 ..Neil Lomax vs. L.A. Rams, Nov. 4, 1984 (34-52)
 340 ..Kurt Warner vs. Seattle, Nov. 15, 2009 (29-38)
 339 ..Kent Graham at Tampa Bay, Sept. 28, 1997 (31-52)
 337 ..Kurt Warner vs. Seattle, Dec. 9, 2007 (28-16)
 Jake Plummer vs. Washington, Dec. 7, 1997 (19-38)
 334 ..Kurt Warner vs. Seattle, Nov. 6, 2005 (29-48)
 Jake Plummer vs. Detroit, Nov. 18, 2001 (21-33)
 Steve Buehrlein at San Francisco, Oct. 24, 1993 (26-50)
 Jim Hart vs. Philadelphia, Dec. 17, 1972 (19-30)
 333 ..Jim Hart vs. Atlanta, Dec. 17, 1978 (22-40)
 332 ..Kurt Warner vs. Indianapolis, Sept. 27, 2009 (30-52)
 Neil Lomax at Washington, Oct. 16, 1988 (26-44)
 329 ..Carson Palmer vs. Philadelphia, Oct. 26, 2014 (20-42)
 Jim Hart at Cincinnati, Nov. 25, 1979 (23-38)
 328 ..Kurt Warner vs. San Francisco, Nov. 10, 2008 (32-42)
 327 ..Carson Palmer at St. Louis, Sept. 8, 2013 (26-40)
 Kurt Warner vs. St. Louis, Sept. 18, 2005 (29-42)
 324 ..Kevin Kolb vs. Miami, Sept. 30, 2012 (29-48)
 Dave Krieg at Dallas, Sept. 24, 1995 (24-33)
 Jim Hart at L.A. Rams, Nov. 14, 1976 (20-33)
 323 ..Neil Lomax vs. San Francisco, Nov. 6, 1988 (25-41)
 322 ..Derek Anderson vs. Seattle, Nov. 14, 2010 (23-45)
 Jim Hart vs. N.Y. Giants, Sept. 7, 1980 (18-31)
 320 ..Buddy Humphrey vs. N.Y. Giants, Nov. 21, 1965 (22-39)
 Paul Christman vs. Detroit, Sept. 28, 1947
 319 ..Neil Lomax at Dallas, Nov. 28, 1985 (28-43)
 318 ..Carson Palmer vs. New Orleans, Dec. 18, 2016 (28-40)
 Jake Plummer at N.Y. Giants, Sept. 3, 2000 (28-49)
 317 ..Carson Palmer vs. Cincinnati, Nov. 22, 2015 (20-31)
 Jay Schroeder at Atlanta, Dec. 24, 1995 (26-42)
 Jim Hart vs. Green Bay, Oct. 30, 1967 (16-29)
 316 ..Ryan Lindley at San Francisco, Dec. 28, 2014 (23-39)
 315 ..John Skelton at Philadelphia, Nov. 13, 2011 (21-40)
 Kurt Warner vs. Jacksonville, Nov. 27, 2005 (29-46)
 Charley Johnson vs. Philadelphia, Dec. 8, 1963 (14-29)
 314 ..Carson Palmer vs. Indianapolis, Nov. 24, 2013 (26-37)
 Neil Lomax vs. Dallas, Dec. 27, 1987 (28-54)
 Neil Lomax vs. Tampa Bay, Nov. 8, 1987 (25-36)
 Jim Hart at Dallas, Sept. 28, 1975 (15-32)
 313 ..John Skelton vs. Cleveland, Dec. 18, 2011 (28-46)
 Kurt Warner vs. St. Louis, Dec. 27, 2009 (24-38)
 Jim Hart vs. Detroit, Oct. 1, 1967 (19-27)
 312 ..Ryan Lindley vs. St. Louis, Nov. 25, 2012 (31-52)
 Tom Tupa vs. New England, Sept. 29, 1991 (17-28)
 311 ..Carson Palmer vs. San Francisco, Sept. 27, 2015 (20-32)
 310 ..Carson Palmer vs. Minnesota, Dec. 10, 2015 (25-35)
 Charley Johnson at Cleveland, Sept. 26, 1965 (11-19)

- 309 ..Kevin Kolb vs. Carolina, Sept. 11, 2011 (18-27)
 308 ..Dave Krieg vs. Kansas City, Oct. 1, 1995 (25-41)
 Neil Lomax vs. Miami, Sept. 30, 1984 (22-37)
 307 ..Carson Palmer vs. New Orleans, Sept. 13, 2015 (19-32)
 Josh McCown vs. San Francisco, Dec. 12, 2004 (26-44)
 Jeff Blake at Pittsburgh, Nov. 9, 2003 (23-43)
 306 ..Drew Stanton vs. Detroit, Nov. 16, 2014 (21-32)
 John Skelton at Green Bay, Nov. 4, 2012 (23-46)
 Jim Hart vs. Washington, Sept. 23, 1979 (24-30)
 Charley Johnson at Cleveland, Oct. 26, 1969 (15-43)
 Charley Johnson at N.Y. Giants, Nov. 1, 1964 (15-29)
 Pat Coffey vs. Chicago Bears, 1937
 305 ..Dave Krieg at N.Y. Giants, Oct. 8, 1995 (23-38), OT
 Jim Hart at Washington, Nov. 1, 1981 (24-39)
 304 ..Carson Palmer vs. Tampa Bay, Sept. 18, 2016 (17-30)
 Carson Palmer vs. San Diego, Sept. 8, 2014 (24-37)
 302 ..Carson Palmer at Philadelphia, Dec. 1, 2013 (24-41)
 Kurt Warner vs. Houston, Oct. 11, 2009 (26-38)
 Charley Johnson vs. Dallas, Dec. 9, 1962 (13-27)
 301 ..Kurt Warner vs. San Francisco, Sept. 10, 2006 (23-37)
 Timm Rosenbach vs. Philadelphia, Dec. 29, 1990 (19-31)
 Charley Johnson vs. Pittsburgh, Oct. 13, 1963 (21-42)
 300 ..Carson Palmer vs. Washington, Dec. 4, 2016 (30-46)
 Kurt Warner vs. St. Louis, Dec. 30, 2007 (23-39)
 Neil Lomax vs. N.Y. Giants, Dec. 9, 1984 (23-33)

RECEIVING YARDS

- 256 ..Sonny Randle at N.Y. Giants, Nov. 4, 1962 (16 rec., TD)
 217 ..Anquan Boldin at Detroit, Sept. 7, 2003 (10 rec., 2 TD)
 212 ..Jackie Smith vs. Pittsburgh, Oct. 13, 1963 (9 rec., 2 TD)
 198 ..Sonny Randle at Cleveland, Sept. 26, 1965 (7 rec., 3 TD)
 197 ..John Gilliam at Pittsburgh, Oct. 6, 1969 (10 rec., TD)
 196 ..John Brown at Pittsburgh, Oct. 18, 2015 (10 rec.)
 Roy Green at Washington, Dec. 16, 1984 (8 rec., 2 TD)
 193 ..Michael Floyd at Jacksonville, Nov. 17, 2013 (6 rec., TD)
 192 ..John Gilliam at Cleveland, Oct. 26, 1969 (4 rec., 3 TD)
 190 ..Frank Sanders vs. Dallas, Nov. 15, 1998 (11 rec., TD)
 189 ..Roy Green at Dallas, Oct. 7, 1984 (8 rec., 2 TD)
 188 ..Rob Moore vs. Pittsburgh, Nov. 30, 1997 (8 rec.)
 Frank Sanders at N.Y. Giants, Nov. 16, 1997 (9 rec., TD)
 187 ..Mel Gray at N.Y. Giants, Oct. 25, 1975 (7 rec., 2 TD)
 186 ..Anquan Boldin at Seattle, Nov. 16, 2008 (13 rec.)
 184 ..David Boston at Cincinnati, Dec. 3, 2000 (9 rec., 2 TD)
 183 ..Roy Green at Indianapolis, Sept. 16, 1984 (8 rec., 2 TD)
 Dave Stief vs. Atlanta, Dec. 17, 1978 (9 rec., TD)
 181 ..Anquan Boldin at Baltimore, Sept. 23, 2007 (14 rec., 2 TD)
 176 ..Roy Green vs. N.Y. Giants, Nov. 13, 1988 (9 rec., TD)
 175 ..Larry Fitzgerald vs. Green Bay, Jan. 16, 2016 (8 rec., TD)*
 174 ..Taz Anderson vs. Philadelphia, Dec. 16, 1962 (8 rec.)
 172 ..Larry Fitzgerald at Minnesota, Nov. 26, 2006 (11 rec.)
 Larry Centers vs. Dallas, Dec. 25, 1995 (12 rec.)
 171 ..Larry Fitzgerald vs. St. Louis, Dec. 30, 2007 (11 rec., 2 TD)
 170 ..Roy Green vs. Dallas, Sept. 19, 1982 (10 rec., TD)
 167 ..Gus Tinsley vs. Cleveland, Nov. 27, 1938 (6 rec., TD)
 166 ..Michael Floyd at San Francisco, Dec. 30, 2012 (8 rec., TD)
 Larry Fitzgerald at Carolina, Jan. 10, 2009 (8 rec., TD)*
 Roy Green at Seattle, Sept. 17, 1989 (8 rec., 3 TD)
 Ernie Jones vs. Philadelphia, Dec. 10, 1988 (6 rec., TD)
 Roy Green vs. Chicago, Oct. 14, 1984 (6 rec.)
 John Gilliam vs. Philadelphia, Nov. 21, 1971 (6 rec.)
 165 ..Bob Shaw vs. Baltimore, Oct. 2, 1950 (8 rec., 5 TD)
 164 ..Dave Williams vs. New Orleans, Nov. 2, 1969 (8 rec., 4 TD)
 163 ..Roy Green vs. Washington, Oct. 21, 1984 (6 rec., 2 TD)
 Don Stonesifer vs. Washington, Nov. 21, 1954
 162 ..Anquan Boldin vs. Atlanta, Dec. 23, 2007 (13 rec., 2 TD), OT
 Anquan Boldin vs. Carolina, Oct. 9, 2005 (10 rec., TD)
 Woodley Lewis at Philadelphia, Dec. 15, 1957 (6 rec., 3 TD)
 161 ..Billy Stacy vs. N.Y. Giants, Oct. 8, 1961 (3 rec., TD)
 Olle Matson at Pittsburgh, Nov. 28, 1954 (5 rec., TD)
 160 ..Larry Fitzgerald vs. Philadelphia, Oct. 26, 2014 (7 rec., TD)
 Mal Kutner vs. Detroit, Sept. 28, 1947 (7 rec., TD)

SACKS

- 45...Curtis Greer vs. Philadelphia, Dec. 18, 1983
 40...Bertrand Berry vs. N.Y. Giants, Nov. 14, 2004
 30...Dwight Freeney vs. Green Bay, Dec. 27, 2015
 30...Calais Campbell at Seattle, Nov. 23, 2014
 30...John Abraham vs. St. Louis, Dec. 8, 2013
 30...John Abraham vs. Houston, Nov. 10, 2013
 30...Darnell Dockett at New Orleans, Sept. 22, 2013
 30...Darnell Dockett at Tennessee, Sept. 29, 2009
 30...Darnell Dockett vs. Pittsburgh, Feb. 1, 2009* (SB XLIII)*
 30...Bertrand Berry at Oakland, Oct. 22, 2006
 30...Adrian Wilson at St. Louis, Nov. 20, 2005
 30...Simeon Rice at Philadelphia, Nov. 19, 2000
 30...Ken Harvey at Washington, Sept. 12, 1993
 30...Ken Harvey at Dallas, Nov. 3, 1991
 30...Ken Harvey at Atlanta, Dec. 9, 1990
 30...Freddie Joe Nunn at Dallas, Oct. 30, 1988
 30...Freddie Joe Nunn at Tampa Bay, Dec. 20, 1987
 30...Curtis Greer vs. Dallas, Sept. 13, 1987
 30...Al Baker vs. Philadelphia, Dec. 18, 1983
 30...E.J. Junior at N.Y. Giants, Dec. 4, 1983
 30...David Galloway vs. Seattle, Nov. 13, 1983
 30...Curtis Greer vs. Dallas, Sept. 11, 1983
 *Playoff Game *NFL rookie record *Super Bowl record



LONGEST PLAYS

LONGEST RUNS

- 83 ...John David Crow vs. Washington, Oct. 4, 1958 (TD)
- 82 ...Elmer Angsman vs. Detroit, Oct. 23, 1949 (TD)
- 80 ...Andre Ellington vs. Atlanta, Oct. 27, 2013 (TD)
Tim Hightower at Atlanta, Sept. 19, 2010 (TD)
Paddy Driscoll vs. Kansas City, Oct. 18, 1925 (TD)
- 79 ...Ollie Matson vs. Pittsburgh, Nov. 25, 1956
Ollie Matson vs. Washington, Nov. 21, 1954
- 78 ...Charles Belden vs. Frankford, Oct. 25, 1930 (TD)
- 76 ...Ottis Anderson vs. Dallas, Sept. 2, 1979 (TD)
- 75 ...Ottis Anderson at Philadelphia, Nov. 18, 1979
Terry Metcalf at Washington, Sept. 22, 1974 (TD)
MacArthur Lane at Philadelphia, Oct. 18, 1970
Ollie Matson vs. Pittsburgh, Nov. 28, 1954
Mickey McDonald vs. Minneapolis, Oct. 13, 1929 (TD)
- 74 ...Adrian Murrell at Dallas, Jan. 2, 1999#
MacArthur Lane vs. New Orleans, Nov. 11, 1970 (TD)
- 72 ...Elmer Angsman vs. Green Bay, Oct. 10, 1948 (TD)
- 71 ...Beanie Wells at St. Louis, Nov. 27, 2011
Pat Harder vs. N.Y. Giants, Oct. 17, 1948 (TD)
- 70 ...Tim Hightower at New Orleans, Jan. 16, 2010 (TD)#
LeShon Johnson at New Orleans, Sept. 22, 1996 (TD)
Johnny Roland at Washington, Nov. 5, 1967
- 66 ...LeShon Johnson vs. St. Louis, Sept. 27, 1996 (OT)
Willis Crenshaw vs. Cleveland, Dec. 14, 1968 (TD)
- 64 ...Stump Mitchell vs. Washington, Dec. 21, 1985
Ottis Anderson vs. Washington, Dec. 12, 1982
- 63 ...Andre Ellington at Detroit, Oct. 11, 2015 (TD)
Bill Triplett at Pittsburgh, Sept. 29, 1963
- 62 ...Chris Johnson vs. Baltimore, Oct. 26, 2015
Terry Metcalf vs. Dallas, Oct. 9, 1977 (TD)
Bill Thornton at Philadelphia, Nov. 22, 1964 (TD)
Troy Hambrick at Miami, Nov. 7, 2004
- 61 ...Elmer Angsman vs. Green Bay, Nov. 24, 1946 (TD)
- 60 ...Stump Mitchell vs. Philadelphia, Nov. 17, 1985
- 59 ...Bill Triplett at N.Y. Giants, Oct. 31, 1965 (TD)
- 58 ...David Johnson vs. N.Y. Jets, Oct. 17, 2016 (TD)
Thomas Jones at Seattle, Sept. 15, 2002 (TD)
Michael Pittman vs. Detroit, Nov. 14, 1999 (TD)
- 57 ...Garrison Hearst vs. New England, Oct. 10, 1993
Jerry Latin at Detroit, Dec. 21, 1975 (TD)
John David Crow at Washington, Oct. 4, 1964
John David Crow vs. Pittsburgh, Dec. 18, 1960
- 56 ...J.J. Nelson at Miami, Dec. 11, 2016 (TD)
Marcel Shipp at Philadelphia, Nov. 17, 2002
LeShon Johnson at New Orleans, Sept. 22, 1996 (TD)
Bobby Joe Conrad vs. Washington, Sept. 27, 1959 (TD)
- 55 ...Bill Thornton at Minnesota, Oct. 6, 1963 (TD)
Frank Mestnik vs. Washington, Nov. 5, 1960



John David Crow holds claim to the longest run in club history, an 83-yard rush for a touchdown.

- 54 ...Donny Anderson vs. N.Y. Giants, Oct. 28, 1973
Johnny Roland vs. New Orleans, Dec. 3, 1967 (TD)
Prentice Gault at Philadelphia, Oct. 1, 1961 (TD)
- 53 ...Beanie Wells at St. Louis, Nov. 27, 2011
- 52 ...LaRod Stephens-Howling at Atlanta, Nov. 18, 2012
Ottis Anderson at N.Y. Giants, Nov. 30, 1980
Terry Metcalf at N.Y. Jets, Nov. 23, 1975
- 51 ...Ottis Anderson at Dallas, Nov. 16, 1980 (TD)
- 50 ...Tim Hightower at St. Louis, Nov. 22, 2009
Terry Metcalf at Philadelphia, Sept. 16, 1973
Johnny Roland at Washington, Oct. 23, 1966
John David Crow vs. Dallas, Oct. 23, 1960

LONGEST PASS PLAYS

- 98 ...Jim Hart to Ahmad Rashad vs. L.A. Rams, Dec. 10, 1972
Ogden Compton to Dick Lane at Green Bay, Nov. 13, 1955 (TD)
Doug Russell to Gaynell Tinsley vs. Cleveland, Nov. 27, 1938 (TD)
- 97 ...Pat Coffey to Gaynell Tinsley vs. Chicago, Dec. 5, 1937 (TD)
- 93 ...Neil Lomax to Ernie Jones vs. Philadelphia, Dec. 10, 1988 (TD)
- 91 ...Carson Palmer to Michael Floyd at Jacksonville, Nov. 17, 2013 (TD)
M.C. Reynolds to John David Crow at Cleveland, Oct. 12, 2058 (TD)
- 86 ...Charley Johnson to Sonny Randle at Dallas, Oct. 28, 1962 (TD)
- 85 ...M.C. Reynolds to Woodley Lewis vs. Washington, Sept. 27, 1959 (TD)
- 84 ...Charley Johnson to John Gilliam at Cleveland, Oct. 26, 1969 (TD)
- 83 ...Neil Lomax to Roy Green vs. Washington, Oct. 21, 1984 (TD)
Lamar McHan to Gern Nagler vs. Washington, Oct. 6, 1957
- 82 ...Paul Christman to Bill Dewell vs. Chicago Bears, Oct. 6, 1946 (TD)
- 81 ...Logan Thomas to Andre Ellington at Denver, Oct. 5, 2014 (TD)
Gary Hammond to Jackie Smith vs. Dallas, Oct. 13, 1974
Frank Tripucka to Fran Polsfoot vs. Washington, Oct. 22, 1950 (TD)
- 80 ...Carson Palmer to J.J. Nelson at Seattle, Dec. 24, 2016 (TD)
Carson Palmer to Larry Fitzgerald vs. Philadelphia, Oct. 26, 2014 (TD)
Jake Plummer to Marcel Shipp at St. Louis, Dec. 15, 2002 (TD)
Jim Hart to Earl Thomas at Dallas, Sept. 28, 1975 (TD)
Jim Hart to Mel Gray vs. Dallas, Oct. 13, 1974
Gary Keithley to Mel Gray at N.Y. Giants, Nov. 18, 1973 (TD)
Pete Beathard to Mel Gray at Philadelphia, Dec. 12, 1971 (TD)
Jim Hart to Bobby Joe Conrad vs. Pittsburgh, Nov. 10, 1968 (TD)
Charley Johnson to Billy Gambrell vs. Green Bay at Miami, Jan. 5, 1965 (TD)#
Ralph Guglielmi to Bill Stacy vs. N.Y. Giants, Oct. 8, 1961 (TD)
Paul Christman to Boris Dimancheff vs. Chicago Bears, Dec. 14, 1947 (TD)
- 79 ...Jim Hart to John Gilliam at Detroit, Dec. 6, 1970
- 78 ...Matt Loinart to Larry Fitzgerald at New England, Dec. 21, 2008 (TD)
Steve Pisarkiewicz to Mel Gray vs. Philadelphia, Oct. 14, 1979 (TD)
Jim Hart to MacArthur Lane vs. N.Y. Giants, Dec. 13, 1970 (TD)
Charley Johnson to Willis Crenshaw at Cleveland, Sept. 26, 1965 (TD)
Charley Johnson to Jackie Smith at N.Y. Giants, Nov. 1, 1964 (TD)
Charley Johnson to Joe Childress vs. Philadelphia, Dec. 8, 1963 (TD)
Sam Etcheverry to Taz Anderson vs. Dallas, Dec. 10, 1961
- 77 ...Tom Tupa to Don Holmes at L.A. Rams, Nov. 19, 1989 (TD)
Jim Hart to Mel Gray vs. San Francisco, Oct. 31, 1976 (TD)
Charley Johnson to Sonny Randle vs. Philadelphia, Dec. 16, 1961 (TD)
- 76 ...Jim Hart to Jackie Smith vs. New Orleans, Dec. 3, 1967 (TD)
- 75 ...Carson Palmer to Larry Fitzgerald vs. Green Bay, Jan. 16, 2016 #
Carson Palmer to John Brown vs. Philadelphia, Oct. 26, 2014 (TD)
Carson Palmer to Larry Fitzgerald at San Francisco, Oct. 13, 2013 (TD)
Kurt Warner to Larry Fitzgerald vs. Miami, Sept. 14, 2008
Neil Lomax to Pat Tilley at Baltimore, Nov. 22, 1981
Charley Johnson to John Gilliam at Cleveland, Oct. 26, 1969 (TD)
Lamar McHan to Dick Lane at Chicago Bears, Dec. 9, 1956
- 74 ...John Skelton to Andre Roberts vs. Dallas, Dec. 25, 2010 (TD)
Jim Hart to Mel Gray vs. N.Y. Giants, Nov. 5, 1978
Jim Hart to Mel Gray at N.Y. Jets, Nov. 23, 1975
Jim Hart to Jackie Smith vs. Philadelphia, Oct. 22, 1967 (TD)
Charley Johnson to Sonny Randle vs. Dallas, Dec. 9, 1962 (TD)
- 73 ...Kevin Kolb to LaRod Stephens-Howling vs. Pittsburgh, Oct. 23, 2011 (TD)
Kevin Kolb to Larry Fitzgerald at Washington, Sept. 18, 2011 (TD)
- 72 ...Chris Chandler to Ernie Jones N.Y. Giants, Oct. 11, 1992 (TD)
Tom Tupa to Ernie Jones vs. Dallas, Nov. 12, 1989 (TD)
Charley Johnson to Sonny Randle at Cleveland, Sept. 26, 1965 (TD)
Charley Johnson to Bobby Joe Conrad vs. Dallas, Dec. 9, 1962 (TD)
- 71 ...Kurt Warner to Anquan Boldin vs. Atlanta, Jan. 3, 2009 (TD)#
Dave Brown to Rob Moore at N.Y. Jets, Nov. 7, 1999
Jeff Blake to Anquan Boldin at Detroit, Sept. 7, 2003 (TD)
Neil Lomax to Roy Green at Dallas, Nov. 24, 1983 (TD)
Neil Lomax to Pat Tilley vs. San Diego, Nov. 20, 1983 (TD)
Tim Van Galder to Jackie Smith at Baltimore, Sept. 17, 1972
Jim Hart to Dave Williams vs. Pittsburgh, Nov. 10, 1968 (TD)
Charley Johnson to Bobby Joe Conrad at Pittsburgh, Oct. 17, 1965

Playoff Game



LONGEST PUNTS

- 84 ...Doug Russell vs. Chicago, Sept. 11, 1938
 81 ...Mike Wood at N.Y. Giants, Dec. 10, 1978
 75 ...Carl Birdsong at Philadelphia, Dec. 20, 1981
 73 ...Rich Camarillo at Dallas, Sept. 20, 1992
 70 ...Dave Zastudil at San Francisco, Dec. 30, 2012
 69 ...Jerry Stovall vs. Cleveland, Dec. 1, 1963
 68 ...Dave Zastudil vs. Miami, Sept. 30, 2012
 Jeff Feagles at Minnesota, Dec. 1, 1996
 Greg Cater at San Francisco, Oct. 18, 1987
 67 ...Drew Butler at Atlanta, Nov. 30, 2014
 Scott Player vs. Chicago, Oct. 11, 1998
 Carl Birdsong at Tampa Bay, Nov. 10, 1985
 Chuck Latourette vs. Pittsburgh, Nov. 12, 1967
 66 ...Dave Zastudil vs. San Francisco, Dec. 11, 2011
 Greg Horne vs. N.Y. Giants, Nov. 13, 1988
 Carl Birdsong at Green Bay, Sept. 29, 1985
 Carl Birdsong at Atlanta, Oct. 18, 1981
 Larry Swider at Baltimore, Oct. 26, 1980
 65 ...Dave Zastudil at Green Bay, Nov. 4, 2012
 Ben Graham vs. San Francisco, Nov. 29, 2010
 Carl Birdsong at Chicago, Dec. 19, 1982

LONGEST PUNT RETURNS

- 99 Patrick Peterson vs. St. Louis, Nov. 6, 2011 (TD)
 95 Frank Bernardi at Washington, Oct. 14, 1956 (TD)
 89 Patrick Peterson vs. Carolina, Sept. 11, 2011 (TD)
 88 Phil Sarboe vs. N.Y. Giants, Oct. 27, 1935 (TD)
 86 Chuck Latourette at New Orleans, Sept. 29, 1968 (TD)
 Johnny Roland at Philadelphia, Oct. 2, 1966 (TD)
 84 Ken Hall vs. Pittsburgh, Nov. 1, 1959 (TD)
 82 Patrick Peterson at Baltimore, Oct. 30, 2011 (TD)
 Don Paul vs. Philadelphia, Nov. 19, 1950 (TD)
 80 Patrick Peterson at St. Louis, Nov. 27, 2011 (TD)
 78 Ollie Matson vs. Cleveland, Dec. 11, 1955 (TD)
 77 Lee Nelson at Chicago, Dec. 16, 1979
 Ollie Matson vs. Chicago, Nov. 27, 1955 (TD)
 76 Vai Sikahema vs. N.Y. Giants, Dec. 13, 1987 (TD)
 75 Charley Trippi vs. Philadelphia, Dec. 28, 1947 (TD)*
 74 Johnny Roland at Dallas, Nov. 16, 1970 (TD)
 Billy Stacy vs. N.Y. Giants, Nov. 22, 1959 (TD)
 73 Steve Breaston vs. Pittsburgh, Sept. 30, 2007 (TD)
 Bobby Joe Conrad vs. Philadelphia, Oct. 15, 1961 (TD)
 71 Ted Ginn, Jr. at N.Y. Giants, Sept. 14, 2014 (TD)
 Vai Sikahema vs. Tampa Bay, Dec. 21, 1986 (TD)
 John Cochran vs. Green Bay, Nov. 27, 1949 (TD)
 70 Willard Harrell at Washington, Nov. 19, 1978 (TD)
 Jerry Davis vs. N.Y. Giants, Oct. 17, 1948 (TD)
 69 Terry Metcalf vs. New England, Nov. 2, 1975 (TD)
 Bobby Joe Conrad vs. N.Y. Giants, Nov. 22, 1959 (TD)
 68 Willard Harrell vs. Pittsburgh, Sept. 16, 1979
 Jim Burson at San Francisco, Sept. 27, 1964 (TD)
 67 Charley Trippi vs. Pittsburgh, Nov. 14, 1948 (TD)
 65 Johnny Bailey vs. Dallas, Nov. 22, 1992
 64 Steve Breaston vs. Minnesota, Dec. 6, 2009
 61 Vai Sikahema vs. N.Y. Giants, Oct. 5, 1986
 60 Vai Sikahema vs. Tampa Bay, Dec. 21, 1986 (TD)
 58 Johnny Bailey at Washington, Sept. 12, 1993 (TD)
 57 Roy Green vs. Detroit, Dec. 7, 1980 (TD)
 55 Arnold Jackson at Oakland, Dec. 2, 2001
 54 Mark Bell at New Orleans, Oct. 5, 1980
 53 Vai Sikahema at Washington, Oct. 8, 1989
 51 Gary Hammond at N.Y. Giants, Nov. 18, 1973
 50 Kevin Williams vs. Philadelphia, Nov. 2, 1997
 Stump Mitchell vs. Washington, Sept. 20, 1981 (TD)

*Playoff game

LONGEST KICKOFF RETURNS

- 108 ... David Johnson at Chicago, Sept. 20, 2015 (TD)
 106 ... Roy Green at Dallas, Oct. 21, 1979 (TD)
 105 ... Frank Seno at N.Y. Giants, Oct. 20, 1946 (TD)
 Ollie Matson at Washington, Oct. 14, 1956 (TD)
 103 ... George Hoey vs. Philadelphia, Nov. 21, 1971 (TD)
 102 ... LaRod Stephens-Howling vs. Oakland, Sept. 26, 2010 (TD)
 Doug Russell vs. Cincinnati, Sept. 23, 1934 (TD)
 101 ... Ollie Matson vs. Pittsburgh, Nov. 23, 1958 (TD)
 100 ... Ollie Matson vs. Chicago, Oct. 5, 1952 (TD)
 John Gilliam at Green Bay, Dec. 21, 1969 (TD)
 Josh Scobey at St. Louis, Sept. 28, 2003 (TD)

- 99 ... LaRod Stephens-Howling at Tennessee, Nov. 29, 2009 (TD)
 J.J. Arrington at Minnesota, Nov. 26, 2006 (TD)
 98 ... Mar'Ray Jenkins at Minnesota, Nov. 12, 2000 (TD)
 97 ... Don Shy vs. Washington, Sept. 23, 1973 (TD)
 96 ... LaRod Stephens-Howling at Minnesota, Nov. 7, 2010 (TD)
 95 ... Mar'Ray Jenkins at Seattle, Sept. 15, 2002 (TD)
 94 ... Terry Metcalf vs. Cleveland, Sept. 24, 1974 (TD)
 Roy Shivers at Cleveland, Sept. 25, 1966 (TD)
 93 ... J.J. Arrington vs. Dallas, Oct. 12, 2008 (TD)
 Terry Metcalf at Washington, Oct. 13, 1975 (TD)

LONGEST INTERCEPTION RETURNS

- 102 ... Greg Toler vs. Detroit, Dec. 16, 2012 (TD)
 99 ... Dominique Rodgers-Cromartie vs. St. Louis, Dec. 7, 2008 (TD)
 Adrian Wilson at Atlanta, Oct. 1, 2006 (TD)
 96 ... Larry Wilson vs. Cleveland, Dec. 19, 1965 (TD)
 92 ... Leo Sanford at Pittsburgh, Sept. 26, 1955 (TD)
 91 ... Larry Wilson at Philadelphia, Oct. 2, 1966 (TD)
 88 ... Rashad Johnson at Atlanta, Nov. 30, 2014 (TD)
 80 ... Ralph Brown vs. Green Bay, Jan. 3, 2010
 79 ... Mike Sensibaugh vs. N.Y. Giants, Oct. 31, 1977 (TD)
 78 ... Kwamie Lassiter vs. Philadelphia, Dec. 5, 1999 (TD)
 Carl Allen at Chicago Bears, Dec. 16, 1979
 72 ... Patrick Peterson at Carolina, Jan. 24, 2016
 Lorenzo Lynch vs. Seattle, Oct. 28, 1996 (TD)**+
 71 ... Rod Hood vs. Cleveland, Dec. 2, 2007 (TD)
 70 ... Renaldo Hill vs. St. Louis, Nov. 23, 2003 (TD)
 Tommy Bennett at Philadelphia, Dec. 13, 1998 (TD)
 Carl Allen vs. Philadelphia, Sept. 28, 1980 (TD)
 69 ... Pat Fischer vs. Philadelphia, Oct. 22, 1965 (TD)
 68 ... Rod Hood at St. Louis, Oct. 7, 2007 (TD)
 Bob Nussbaumer at Green Bay, Oct. 16, 1949
 67 ... Leonard Smith vs. Green Bay, Sept. 29, 1985

**+NFL record (Longest OT interception return for a touchdown in NFL history)

LONGEST FUMBLE RETURNS

- 104 ... Aeneas Williams vs. Washington, Nov. 5, 2000 (TD)+
 99 ... Adrian Wilson at Minnesota, Nov. 26, 2006 (TD)
 93 ... James Sanders vs. Philadelphia, Sept. 23, 2012 (TD)
 88 ... Larry Wilson at Green Bay, Dec. 21, 1969 (TD)
 85 ... Eric Hill at L.A. Rams, Sept. 1, 1991 (TD)
 83 ... Vince Banonis vs. N.Y. Giants, Nov. 30, 1947 (TD)
 77 ... Mark Jackson vs. New Orleans, Oct. 11, 1987 (TD)
 72 ... Steve Neils vs. Cleveland, Oct. 28, 1979 (TD)
 71 ... Ron Yankowski at Washington, Sept. 22, 1974 (TD)
 62 ... Larry Stallings vs. Chicago, Sept. 28, 1969 (TD)
 60 ... Patrick Peterson vs. Miami, Sept. 30, 2012
 58 ... Norm Thompson vs. L.A. Rams, Dec. 10, 1972 (TD)

+Equals NFL record



RB David Johnson returned a kickoff 108 yards for a TD against the Bears in 2015. It was the longest TD in franchise history and is tied for the second longest play in NFL history.



100-YARD RUSHING GAMES

Date	Player	Opponent	Att.	Yards	Date	Player	Opponent	Att.	Yards
Nov. 20, 2016	David Johnson	at Minnesota	22	103	& Nov. 20, 1983	Ottis Anderson	vs. San Diego	28	113
* Oct. 23, 2016	David Johnson	Seattle	33	113	& Nov. 13, 1983	Ottis Anderson	vs. Seattle	29	130
* Oct. 17, 2016	David Johnson	N.Y. Jets	22	111	Oct. 30, 1983	Ottis Anderson	vs. Minnesota	24	136
* Oct. 6, 2016	David Johnson	at San Francisco	27	157	Oct. 24, 1983	Stump Mitchell	vs. N.Y. Giants	24	108
Dec. 20, 2015	David Johnson - R	at Philadelphia	29	187	& Oct. 2, 1983	Ottis Anderson	at Kansas City	21	106
* Nov. 1, 2015	Chris Johnson	at Cleveland	30	109	& Sept. 25, 1983	Ottis Anderson	at Philadelphia	29	133
* Dec. 26, 2015	Chris Johnson	vs. Baltimore	18	122	Sept. 18, 1983	Stump Mitchell	vs. San Francisco	8	123
Oct. 11, 2015	Chris Johnson	at Detroit	11	103	Dec. 26, 1982	Ottis Anderson	vs. N.Y. Giants	30	110
Sept. 27, 2015	Chris Johnson	vs. San Francisco	22	110	* Dec. 12, 1982	Ottis Anderson	vs. Washington	15	109
Dec. 7, 2014	Kerwyn Williams	vs. Kansas City	19	100	* Dec. 5, 1982	Stump Mitchell	at Philadelphia	25	145
Oct. 27, 2013	Andre Ellington - R	vs. Atlanta	15	154	Nov. 28, 1982	Ottis Anderson	at Atlanta	20	122
Nov. 18, 2012	LaRod Stephens-Howling	at Atlanta	22	127	Dec. 20, 1981	Ottis Anderson	at Philadelphia	19	102
Oct. 21, 2012	LaRod Stephens-Howling	at Minnesota	20	104	* Nov. 22, 1981	Ottis Anderson	at Baltimore	29	130
Nov. 27, 2011	Beanie Wells	at St. Louis	27	228 #	* Nov. 15, 1981	Ottis Anderson	vs. Buffalo	27	177
Oct. 2, 2011	Beanie Wells	vs. N.Y. Giants	27	138	Nov. 1, 1981	Ottis Anderson	at Washington	18	122
Dec. 12, 2010	Tim Hightower	vs. Denver	18	148	Dec. 21, 1980	Ottis Anderson	vs. Washington	22	122
Sept. 19, 2010	Tim Hightower	at Atlanta	11	115	& Nov. 30, 1980	Ottis Anderson	at N.Y. Giants	31	168
Dec. 20, 2009	Beanie Wells - R	at Detroit	17	110	& Nov. 23, 1980	Ottis Anderson	vs. Kansas City	16	107
Nov. 22, 2009	Tim Hightower	at St. Louis	14	110	& Nov. 16, 1980	Ottis Anderson	at Dallas	31	100
Dec. 28, 2008	Edgerrin James	vs. Seattle	14	100	* Oct. 5, 1980	Ottis Anderson	at New Orleans	22	126
Nov. 2, 2008	Tim Hightower - R	at St. Louis	22	109	Wayne Morris	at New Orleans	22	102	
Sept. 7, 2008	Edgerrin James	vs. San Francisco	26	100	* Sept. 28, 1980	Ottis Anderson	vs. Philadelphia	27	151
Dec. 30, 2007	Edgerrin James	vs. St. Louis	24	102	& Dec. 9, 1979	Ottis Anderson - R	vs. N.Y. Giants	29	140
Dec. 2, 2007	Edgerrin James	vs. Cleveland	24	114	& Dec. 2, 1979	Ottis Anderson - R	vs. San Francisco	27	129
Sept. 16, 2007	Edgerrin James	vs. Seattle	24	128	* Nov. 18, 1979	Ottis Anderson - R	at Philadelphia	17	112
Dec. 24, 2006	Edgerrin James	at San Francisco	29	105	* Nov. 11, 1979	Ottis Anderson - R	at Washington	25	105
* Dec. 10, 2006	Edgerrin James	vs. Seattle	26	115	* Nov. 4, 1979	Ottis Anderson - R	vs. Minnesota	25	164
* Dec. 3, 2006	Edgerrin James	at St. Louis	26	115	Oct. 21, 1979	Ottis Anderson - R	at Dallas	20	104
Oct. 24, 2004	Emmitt Smith	vs. Seattle	26	106	Oct. 7, 1979	Ottis Anderson - R	at Houston	16	109
Oct. 3, 2004	Emmitt Smith	vs. New Orleans	21	127	* Sept. 9, 1979	Ottis Anderson - R	at N.Y. Giants	31	109
* Nov. 2, 2003	Marcel Shipp	vs. Cincinnati	29	141	* Sept. 2, 1979	Ottis Anderson - R	vs. Dallas	21	193
* Oct. 26, 2003	Marcel Shipp	vs. San Francisco	35	165	Nov. 19, 1978	Wayne Morris	at Washington	36 #	123
Nov. 24, 2002	Marcel Shipp	vs. Oakland	16	135	Dec. 10, 1977	Terry Metcalf	vs. Washington	19	119
Sept. 15, 2002	Thomas Jones	at Seattle	24	173	Nov. 6, 1977	Wayne Morris	at Minnesota	27	182
Oct. 8, 2000	Michael Pittman	vs. Cleveland	16	107	* Dec. 12, 1976	Jim Otis	at New York Giants	28	119
Nov. 14, 1999	Michael Pittman	vs. Detroit	23	133	* Dec. 4, 1976	Jim Otis	vs. Baltimore	29	107
Dec. 13, 1998	Adrian Murrell	at Philadelphia	32	174	& Nov. 7, 1976	Jim Otis	at Philadelphia	27	115
Nov. 8, 1998	Adrian Murrell	vs. Washington	23	107	& Oct. 31, 1976	Jim Otis	vs. San Francisco	23	109
Sept. 20, 1998	Adrian Murrell	at Philadelphia	22	145	Sept. 12, 1976	Jim Otis	at Seattle	27	140
Sept. 22, 1996	LaShon Johnson	at New Orleans	21	214	Jerry Metcalf	at Seattle	16	113	
Nov. 12, 1995	Garrison Hearst	vs. Minnesota	18	103	Dec. 21, 1975	Jerry Latin - R	at Detroit	15	112
Oct. 15, 1995	Ronald Moore	vs. Washington	28	118	Dec. 14, 1975	Jim Otis	at Chicago	33	147
Oct. 8, 1995	Garrison Hearst	at N.Y. Giants	23	122	Nov. 16, 1975	Jim Otis	vs. Washington	23	109
Sept. 17, 1995	Garrison Hearst	at Detroit	22	121	Oct. 19, 1975	Jim Otis	vs. Philadelphia	23	116
Dec. 26, 1993	Ronald Moore - R	vs. N.Y. Giants	23	135	Oct. 5, 1975	Jim Otis	vs. N.Y. Giants	20	101
Dec. 5, 1993	Ronald Moore - R	vs. L.A. Rams	29	126	Terry Metcalf	vs. N.Y. Giants	15	109	
Nov. 7, 1993	Ronald Moore - R	vs. Philadelphia	36 #	160	Nov. 25, 1973	Donny Anderson	at Cincinnati	18	105
* Dec. 20, 1992	Johnny Johnson	at Indianapolis	28	146	Dec. 9, 1973	Terry Metcalf - R	at Atlanta	18	100
* Dec. 12, 1992	Johnny Johnson	vs. N.Y. Giants	36 #	156	Oct. 28, 1973	Donny Anderson	vs. N.Y. Giants	18	130
Nov. 1, 1992	Johnny Johnson	vs. San Francisco	26	102	Sept. 16, 1973	Terry Metcalf - R	at Philadelphia	16	133
Nov. 25, 1990	Anthony Thompson - R	vs. New England	28	136	Nov. 19, 1972	Donny Anderson	vs. N.Y. Giants	22	121
Nov. 18, 1990	Johnny Johnson - R	vs. Green Bay	15	103	Oct. 29, 1972	Donny Anderson	vs. Chicago	18	102
& Oct. 21, 1990	Johnny Johnson - R	at N.Y. Giants	30	108	Nov. 28, 1971	Johnny Roland	at N.Y. Giants	24	116
& Oct. 14, 1990	Johnny Johnson - R	vs. Dallas	19	120	* Oct. 18, 1970	MacArthur Lane	at Philadelphia	15	125
* Oct. 30, 1988	Earl Ferrell	at Dallas	19	110	* Oct. 11, 1970	MacArthur Lane	vs. New Orleans	16	132
* Oct. 23, 1988	Earl Ferrell	vs. Cleveland	18	110	Sept. 27, 1970	MacArthur Lane	vs. Washington	28	146
Sept. 25, 1988	Earl Ferrell	vs. Washington	19	109	Nov. 30, 1969	Cid Edwards	vs. Pittsburgh	13	128
Sept. 18, 1988	Stump Mitchell	at Tampa Bay	18	110	Dec. 8, 1968	Willis Crenshaw	at N.Y. Giants	28	162
Sept. 4, 1988	Stump Mitchell	at Cincinnati	22	110	Dec. 3, 1967	Johnny Roland	vs. New Orleans	21	106
* Dec. 20, 1987	Stump Mitchell	at Tampa Bay	23	101	Nov. 5, 1967	Johnny Roland	at Washington	25	130
* Dec. 13, 1987	Stump Mitchell	vs. N.Y. Giants	26	111	Oct. 8, 1967	Johnny Roland	at Minnesota	17	122
* Dec. 6, 1987	Stump Mitchell	vs. Washington	20	101	Sept. 17, 1967	Johnny Roland	vs. N.Y. Giants	21	124
Oct. 18, 1987	Derrick McAdoo - R	at San Francisco	23	111	Oct. 23, 1966	Johnny Roland - R	at Washington	20	109
Oct. 12, 1986	Stump Mitchell	at Tampa Bay	20	126	Oct. 31, 1965	Bill Triplett	at N.Y. Giants	23	176
Dec. 21, 1985	Stump Mitchell	vs. Washington	12	129	Nov. 22, 1964	Bill Thornton	at Philadelphia	12	128
Dec. 8, 1985	Stump Mitchell	vs. New Orleans	28	158	Dec. 1, 1963	Bill Triplett	vs. Cleveland	16	102
Nov. 17, 1985	Stump Mitchell	vs. Philadelphia	22	179	Sept. 22, 1963	Joe Childress	at Philadelphia	29	136
Oct. 27, 1985	Stump Mitchell	vs. Houston	21	148	Dec. 9, 1962	John David Crow	vs. Dallas	18	118
Sept. 29, 1985	Ottis Anderson	vs. Green Bay	20	104	Oct. 1, 1961	Prentice Gautt	at Philadelphia	15	135
Dec. 2, 1984	Ottis Anderson	at New England	30	136	Dec. 18, 1960	John David Crow	vs. Pittsburgh	24	203
Nov. 18, 1984	Ottis Anderson	at N.Y. Giants	24	111	Nov. 20, 1960	John David Crow	at Washington	17	157
Oct. 7, 1984	Ottis Anderson	at Dallas	25	110	Oct. 23, 1960	John David Crow	vs. Dallas	24	143
Sept. 30, 1984	Stump Mitchell	vs. Miami	20	109	Oct. 9, 1960	John David Crow	at Philadelphia	16	134
Sept. 16, 1984	Ottis Anderson	at Indianapolis	23	119	Sept. 27, 1959	Bobby Joe Conrad	vs. Washington	11	140
* Dec. 18, 1983	Ottis Anderson	at Philadelphia	23	156	Oct. 20, 1957	Ollie Matson	vs. Washington	13	155
* Dec. 11, 1983	Ottis Anderson	at L.A. Raiders	24	119	Nov. 25, 1956	Ollie Matson	vs. Pittsburgh	16	159



Date	Player	Opponent	Att.	Yards
Sept. 30, 1956	Ollie Matson	vs. Cleveland	20	144
Nov. 20, 1955	Dave Mann - R	vs. Chicago Bears	10	108
Nov. 5, 1955	Ollie Matson	vs. Pittsburgh	13	130
* Nov. 28, 1954	Ollie Matson	at Pittsburgh	10	115
* Nov. 21, 1954	Ollie Matson	vs. Washington	8	163
Dec. 16, 1951	Charley Trippi	at Chicago Bears	13	145
Nov. 13, 1949	Pat Harder	vs. New York Yanks	13	117
* Oct. 30, 1949	Charley Trippi	vs. N.Y. Giants	18	125
* Oct. 23, 1949	Elmer Angsman	vs. Detroit	12	116
Sept. 26, 1949	Charley Trippi	vs. Washington	10	130
Nov. 7, 1948	Charley Trippi	vs. Detroit	10	103
Oct. 24, 1948	Charley Trippi	vs. Boston	9	104
Oct. 10, 1948	Elmer Angsman	vs. Green Bay	18	146
Dec. 28, 1947	Elmer Angsman	vs. Philadelphia	10	159
Dec. 1, 1946	Pat Harder - R	vs. Chicago Bears	12	112
* Nov. 12, 1944	John Grigas	at Detroit	25	123
* Nov. 5, 1944	John Grigas	vs. Detroit	30	117

Date	Player	Opponent	Att.	Yards
* Oct. 29, 1944	John Grigas	at Washington	30	100
Dec. 6, 1936	George Grosvenor	vs. Green Bay	35	100
Nov. 29, 1936	George Grosvenor	vs. Chicago Bears	--	126
Dec. 1, 1935	Doug Russell	vs. Chicago Bears	--	100

Career 100-Yard Rushers (172 Total)

Ottis Anderson - 34; Stump Mitchell - 14; Jim Otis - 9; Edgerrin James - 8; Johnny Johnson - 6; Ollie Matson - 6; Johnny Roland - 6; John David Crow - 5; David Johnson - 5; Terry Metcalf - 5; Charley Trippi - 5; Donny Anderson - 4; Tim Hightower - 4; Chris Johnson - 4; Ronald Moore - 4; Earl Ferrell - 3; John Grigas - 3; Garrison Hearst - 3; MacArthur Lane - 3; Wayne Morris - 3; Adrian Murrell - 3; Marcel Ship - 3; Beanie Wells - 3; Elmer Angsman - 2; George Grosvenor - 2; Pat Harder - 2; Michael Pittman - 2; Emmitt Smith - 2; LaRod Stephens-Hawling - 2; Bill Triplett - 2; One Each: Joe Childress; Bobby Joe Conrad; Willis Crenshaw; Cid Edwards; Dave Ellington; Prentice Gautt; LeShon Johnson; Thomas Jones; Jerry Latin; Dave Mann; Derrick McAdoo; Doug Russell; Anthony Thompson; Bill Thornton; Kerwynn Williams.

denotes franchise record

* and # denote consecutive games

R denotes rookies

100-YARD RECEIVING GAMES

Date	Player	Opponent	Receptions	Yards
Dec. 24, 2016	J.J. Nelson	at Seattle	3	132
Nov. 27, 2016	David Johnson	at Atlanta	8	103
Nov. 13, 2016	Larry Fitzgerald	vs. San Francisco	12	132
Nov. 13, 2016	Michael Floyd	vs. San Francisco	5	101
Oct. 2, 2016	John Brown	vs. Los Angeles	10	144
Jan. 16, 2016	Larry Fitzgerald	vs. Green Bay	8	176
Dec. 27, 2015	Michael Floyd	vs. Green Bay	6	111
** Dec. 10, 2015	Michael Floyd	vs. Minnesota	5	102
Dec. 6, 2015	John Brown	at St. Louis	6	113
** Dec. 6, 2015	Michael Floyd	at St. Louis	7	104
Nov. 22, 2015	J.J. Nelson	vs. Cincinnati	4	142
Nov. 15, 2015	Larry Fitzgerald	at Seattle	10	130
* Nov. 15, 2015	Michael Floyd	at Seattle	7	113
* Nov. 1, 2015	Michael Floyd	at Cleveland	4	106
Oct. 18, 2015	John Brown	at Pittsburgh	10	196
* Sept. 27, 2015	Larry Fitzgerald	vs. San Francisco	9	134
* Sept. 20, 2015	Larry Fitzgerald	at Chicago	8	112
Dec. 28, 2014	Michael Floyd	at San Francisco	8	153
Nov. 9, 2014	Larry Fitzgerald	vs. St. Louis	9	112
Oct. 26, 2014	Larry Fitzgerald	vs. Philadelphia	7	160
	John Brown	vs. Philadelphia	5	119
Oct. 5, 2014	Andre Ellington	at Denver	4	112
Sept. 21, 2014	Michael Floyd	vs. San Francisco	5	114
Sept. 8, 2014	Michael Floyd	vs. San Diego	5	119
Dec. 29, 2013	Larry Fitzgerald	vs. San Francisco	6	113
* Nov. 24, 2013	Michael Floyd	vs. Indianapolis	7	104
* Nov. 17, 2013	Michael Floyd	at Jacksonville	6	193
Oct. 13, 2013	Larry Fitzgerald	vs. San Francisco	6	117
Dec. 30, 2012	Michael Floyd	at San Francisco	8	166
Dec. 23, 2012	Larry Fitzgerald	vs. Chicago	8	111
Oct. 21, 2012	Andre Roberts	at Minnesota	7	103
Sept. 30, 2012	Andre Roberts	vs. Miami	6	118
Sept. 23, 2012	Larry Fitzgerald	vs. Philadelphia	9	114
* Jan. 1, 2012	Larry Fitzgerald	vs. Seattle	9	149
* Dec. 24, 2011	Larry Fitzgerald	at Cincinnati	6	105
Dec. 11, 2011	Larry Fitzgerald	vs. San Francisco	7	149
Dec. 4, 2011	Andre Roberts	vs. Dallas	6	111
Nov. 13, 2011	Larry Fitzgerald	at Philadelphia	7	146
Oct. 2, 2011	Larry Fitzgerald	vs. N.Y. Giants	8	102
Sept. 18, 2011	Larry Fitzgerald	at Washington	7	133
Sept. 11, 2011	Early Doucet	vs. Carolina	3	105
Jan. 2, 2011	Larry Fitzgerald	at San Francisco	11	125
Dec. 25, 2010	Andre Roberts	vs. Dallas	5	110
Dec. 19, 2010	Larry Fitzgerald	at Carolina	9	125
Nov. 7, 2010	Larry Fitzgerald	at Minnesota	7	107
Oct. 31, 2010	Steve Breaston	vs. Tampa Bay	8	147
Sept. 12, 2010	Steve Breaston	at St. Louis	7	132
Jan. 10, 2010	Steve Breaston	vs. Green Bay	7	125
Dec. 27, 2009	Anquan Boldin	vs. St. Louis	8	116
Dec. 6, 2009	Larry Fitzgerald	vs. Minnesota	8	143
* Nov. 22, 2009	Anquan Boldin	at St. Louis	8	103
* Nov. 15, 2009	Anquan Boldin	vs. Seattle	8	105
Nov. 8, 2009	Larry Fitzgerald	at Chicago	9	123
Oct. 18, 2009	Larry Fitzgerald	at Seattle	13	100
Sept. 13, 2009	Tim Hightower	vs. San Francisco	12	121
* Feb. 1, 2009	Larry Fitzgerald	vs. Pittsburgh (SB XLIII)	7	127
* Jan. 18, 2009	Larry Fitzgerald	vs. Philadelphia	9	152
* Jan. 10, 2009	Larry Fitzgerald	at Carolina	8	166
* Jan. 3, 2009	Larry Fitzgerald	vs. Atlanta	6	101
* Dec. 28, 2008	Larry Fitzgerald	vs. Seattle	5	130
* Dec. 21, 2008	Larry Fitzgerald	at New England	3	101

Date	Player	Opponent	Receptions	Yards
Nov. 16, 2008	Larry Fitzgerald	at Seattle	10	151
	Anquan Boldin	at Seattle	13	186
Nov. 10, 2008	Steve Breaston	vs. San Francisco	7	124
Oct. 26, 2008	Larry Fitzgerald	at Carolina	7	115
Oct. 12, 2008	Steve Breaston	vs. Dallas	8	102
Sept. 28, 2008	Anquan Boldin	at N.Y. Jets	10	119
	Steve Breaston	at N.Y. Jets	9	122
* Sept. 21, 2008	Larry Fitzgerald	at Washington	7	109
* Sept. 14, 2008	Larry Fitzgerald	vs. Miami	6	153
	Anquan Boldin	vs. Miami	6	140
Dec. 30, 2007	Larry Fitzgerald	vs. St. Louis	11	171
Dec. 23, 2007	Anquan Boldin	vs. Atlanta	13	162
Dec. 9, 2007	Jerome Urban	at Seattle	6	123
Nov. 25, 2007	Larry Fitzgerald	vs. San Francisco	9	156
* Oct. 7, 2007	Larry Fitzgerald	at St. Louis	9	136
* Sept. 30, 2007	Larry Fitzgerald	vs. Pittsburgh	10	120
Sept. 23, 2007	Anquan Boldin	at Baltimore	14	181
Dec. 31, 2006	Anquan Boldin	at San Diego	4	112
Nov. 26, 2006	Larry Fitzgerald	at Minnesota	11	172
	Anquan Boldin	at Minnesota	9	140
Oct. 16, 2006	Anquan Boldin	vs. Chicago	12	136
Sept. 24, 2006	Anquan Boldin	vs. St. Louis	10	129
Sept. 10, 2006	Larry Fitzgerald	vs. San Francisco	9	133
** Dec. 18, 2005	Anquan Boldin	at Houston	8	134
* Dec. 11, 2005	Anquan Boldin	vs. Washington	9	114
** Dec. 4, 2005	Anquan Boldin	at San Francisco	11	156
	Larry Fitzgerald	at San Francisco	8	129
** Nov. 27, 2005	Anquan Boldin	at Jacksonville	10	115
* Nov. 20, 2005	Anquan Boldin	at St. Louis	8	105
	Larry Fitzgerald	at St. Louis	9	104
* Nov. 13, 2005	Larry Fitzgerald	at Detroit	9	141
* Nov. 6, 2005	Larry Fitzgerald	vs. Seattle	8	102
* Oct. 9, 2005	Anquan Boldin	vs. Carolina	10	162
	Larry Fitzgerald	vs. Carolina	9	136
** Oct. 2, 2005	Anquan Boldin	vs. San Francisco	8	116
	Larry Fitzgerald	vs. San Francisco	7	102
Sept. 18, 2005	Anquan Boldin	vs. St. Louis	8	119
Sept. 11, 2005	Larry Fitzgerald	at N.Y. Giants	13	155
Dec. 26, 2004	Anquan Boldin	at Seattle	7	107
Dec. 12, 2004	Anquan Boldin	vs. San Francisco	9	109
Dec. 21, 2003	Anquan Boldin	at Seattle	10	122
Dec. 7, 2003	Anquan Boldin	at San Francisco	9	123
Nov. 23, 2003	Anquan Boldin	vs. St. Louis	6	123
Nov. 9, 2003	Anquan Boldin	at Pittsburgh	8	118
Sept. 7, 2003	Anquan Boldin	at Detroit	10	217
Nov. 10, 2002	Jason McAdley	vs. Seattle	5	113
Oct. 20, 2002	David Boston	vs. Dallas	6	110
Sept. 8, 2002	David Boston	at Washington	7	138
Dec. 30, 2001	David Boston	at Carolina	7	127
* Dec. 9, 2001	David Boston	vs. Washington	6	132
* Dec. 2, 2001	David Boston	at Oakland	6	106
* Nov. 25, 2001	David Boston	at San Diego	6	121
Nov. 18, 2001	Frank Sanders	vs. Detroit	7	127
* Nov. 11, 2001	David Boston	vs. N.Y. Giants	9	137
* Nov. 4, 2001	David Boston	vs. Philadelphia	8	138
* Oct. 28, 2001	David Boston	at Dallas	9	108
* Oct. 21, 2001	David Boston	vs. Kansas City	7	131
Oct. 7, 2001	MarTay Jenkins	at Philadelphia	6	119
Sept. 23, 2001	David Boston	vs. Denver	8	145
Dec. 3, 2000	David Boston	at Cincinnati	9	184



Date	Player	Opponent	Receptions	Yards
Oct. 15, 2000	David Boston	vs. Philadelphia	6	123
* Sept. 10, 2000	David Boston	vs. Dallas	6	102
* Sept. 3, 2000	David Boston	at N.Y. Giants	9	128
** Jan. 2, 2000	Frank Sanders	at Green Bay	13	118
	Rob Moore	at Green Bay	6	120
** Dec. 26, 1999	Frank Sanders	at Atlanta	3	106
Nov. 28, 1999	Rob Moore	at N.Y. Giants	7	102
Oct. 10, 1999	David Boston	vs. N.Y. Giants	8	101
* Dec. 27, 1998	Frank Sanders	vs. San Diego	8	106
* Dec. 20, 1998	Frank Sanders	vs. New Orleans	10	138
Dec. 13, 1998	Rob Moore	at Philadelphia	7	109
Nov. 29, 1998	Frank Sanders	at Kansas City	6	100
Nov. 15, 1998	Frank Sanders	vs. Dallas	11	190
Nov. 1, 1998	Rob Moore	at Detroit	5	107
Oct. 4, 1998	Frank Sanders	vs. Oakland	10	118
* Dec. 7, 1997	Rob Moore	vs. Washington	5	114
* Nov. 30, 1997	Rob Moore	vs. Pittsburgh	8	188
* Nov. 23, 1997	Rob Moore	at Baltimore	8	112
* Nov. 16, 1997	Rob Moore	at N.Y. Giants	8	139
	Frank Sanders	at N.Y. Giants	9	188
Oct. 19, 1997	Rob Moore	at Philadelphia	6	101
* Oct. 5, 1997	Rob Moore	vs. Minnesota	8	108
* Sept. 28, 1997	Rob Moore	at Tampa Bay	8	147
Sept. 7, 1997	Rob Moore	vs. Dallas	6	108
Aug. 31, 1997	Frank Sanders	at Cincinnati	6	105
Nov. 24, 1996	Rob Moore	vs. Philadelphia	9	156
Oct. 27, 1996	Rob Moore	vs. N.Y. Jets	7	143
Sept. 29, 1996	Rob Moore	vs. St. Louis	9	143
Sept. 1, 1996	Larry Centers	at Indianapolis	11	108
Dec. 25, 1995	Larry Centers	vs. Dallas	12	172
Dec. 9, 1995	Rob Moore	at San Diego	5	104
Nov. 26, 1995	Rob Moore	vs. Atlanta	8	121
	Larry Centers	vs. Atlanta	7	101
Oct. 8, 1995	Frank Sanders	at N.Y. Giants	6	108
Sept. 24, 1995	Rob Moore	at Dallas	9	154
Sept. 10, 1995	Frank Sanders	vs. Philadelphia	5	102
Dec. 4, 1994	Gary Clark	at Houston	6	120
Jan. 2, 1994	Gary Clark	at Atlanta	9	121
Dec. 19, 1993	Gary Clark	at Seattle	12	152
Dec. 5, 1993	Gary Clark	vs. L.A. Rams	8	159
Oct. 24, 1993	Anthony Edwards	at San Francisco	4	112
Oct. 17, 1993	Ricky Proehl	vs. Washington	5	115
Dec. 6, 1992	Ricky Proehl	vs. San Diego	6	112
Nov. 29, 1992	Ricky Proehl	at Washington	7	104
Nov. 8, 1992	Ricky Proehl	at L.A. Rams	9	126
Oct. 11, 1992	Ernie Jones	at N.Y. Giants	6	125
Sept. 13, 1992	Randal Hill	vs. Philadelphia	5	109
Sept. 29, 1991	Ernie Jones	vs. New England	8	145
	Ricky Proehl	vs. New England	4	107
Dec. 29, 1990	Ricky Proehl	vs. Philadelphia	7	132
Dec. 23, 1990	Rob Green	vs. N.Y. Giants	8	147
	Ernie Jones	vs. N.Y. Giants	4	130
Dec. 9, 1990	Ricky Proehl	at Atlanta	6	102
Nov. 18, 1990	Rob Green	vs. Green Bay	4	102
	Ernie Jones	vs. Green Bay	7	117
Dec. 3, 1989	Rob Green	vs. Washington	8	116
Nov. 12, 1989	Ernie Jones	vs. Dallas	3	139
	Rob Await	vs. Dallas	6	105
Oct. 15, 1989	Ernie Jones	vs. Philadelphia	8	114
* Oct. 8, 1989	J.T. Smith	at Washington	8	114
* Oct. 1, 1989	J.T. Smith	vs. San Diego	11	123
Sept. 17, 1989	Rob Green	at Seattle	8	166
*	J.T. Smith	at Seattle	7	104
* Sept. 10, 1989	J.T. Smith	at Detroit	10	121
Dec. 10, 1988	Ernie Jones	vs. Philadelphia	6	166
& Nov. 20, 1988	J.T. Smith	at Houston	10	114
& Nov. 13, 1988	Rob Green	vs. N.Y. Giants	9	176
Oct. 9, 1988	Rob Green	vs. Pittsburgh	4	119
Sept. 18, 1988	J.T. Smith	at Tampa Bay	6	103
	Jay Novacek	at Tampa Bay	5	102
Dec. 27, 1987	Rob Green	at Dallas	7	112
	J.T. Smith	at Dallas	11	102
Nov. 29, 1987	J.T. Smith	at Atlanta	10	109
Nov. 8, 1987	Rob Await	vs. Tampa Bay	9	124
Nov. 1, 1987	J.T. Smith	vs. Philadelphia	10	112
Oct. 4, 1987	J.T. Smith	at Washington	6	116
Sept. 20, 1987	Rob Green	at San Diego	7	139
Dec. 7, 1986	J.T. Smith	at Philadelphia	10	131
	Rob Green	at Philadelphia	6	100
* Nov. 16, 1986	J.T. Smith	vs. New Orleans	8	106
* Nov. 9, 1986	J.T. Smith	at San Francisco	10	154

Date	Player	Opponent	Receptions	Yards
Nov. 28, 1985	Pat Tilley	at Dallas	6	115
Nov. 4, 1985	Pat Tilley	vs. Washington	6	113
Dec. 16, 1984	Roy Green	at Washington	8	196
	Ottis Anderson	at Washington	12	124
Nov. 18, 1984	Ottis Anderson	at N.Y. Giants	6	112
Nov. 4, 1984	Roy Green	vs. L.A. Rams	5	105
* Oct. 21, 1984	Roy Green	vs. Washington	6	163
* Oct. 14, 1984	Roy Green	vs. Chicago	6	166
* Oct. 7, 1984	Roy Green	at Dallas	8	189
Sept. 16, 1984	Roy Green	at Indianapolis	8	183
Nov. 13, 1983	Roy Green	vs. Seattle	6	130
Oct. 24, 1983	Roy Green	vs. N.Y. Giants	6	100
Sept. 18, 1983	Roy Green	vs. San Francisco	8	133
Sept. 11, 1983	Pat Tilley	vs. Dallas	7	105
Jan. 8, 1983	Roy Green	at Green Bay	9	113
<i>(SB Tournament)</i>				
Sept. 19, 1982	Roy Green	vs. Dallas	10	170
Nov. 22, 1981	Pat Tilley	at Baltimore	5	158
Oct. 18, 1981	Pat Tilley	at Atlanta	8	100
Sept. 20, 1981	Roy Green	vs. Washington	4	115
* Nov. 9, 1980	Pat Tilley	vs. Atlanta	6	120
* Nov. 2, 1980	Pat Tilley	vs. Dallas	5	145
Oct. 26, 1980	Mel Gray	at Baltimore	7	101
Sept. 21, 1980	Pat Tilley	at Detroit	10	128
Nov. 25, 1979	Pat Tilley	at Cincinnati	5	134
Sept. 23, 1979	Dave Stief	vs. Washington	6	125
	Pat Tilley	vs. Washington	7	144
Dec. 17, 1978	Dave Stief	vs. Atlanta	9	183
	Pat Tilley	vs. Atlanta	7	105
Nov. 5, 1978	Pat Tilley	vs. N.Y. Giants	4	101
Oct. 22, 1978	Mel Gray	at N.Y. Jets	4	105
Oct. 8, 1978	Mel Gray	vs. Baltimore	6	112
Sept. 24, 1978	Mel Gray	at Dallas	7	107
Sept. 17, 1978	Pat Tilley	vs. Washington	7	123
Nov. 20, 1977	Mel Gray	vs. Philadelphia	4	142
Nov. 25, 1976	Ike Harris	at Dallas	6	113
Nov. 14, 1976	Ike Harris	at Los Angeles	8	130
	Pat Tilley	at Los Angeles	6	120
Oct. 31, 1976	Mel Gray	vs. San Francisco	3	115
* Oct. 17, 1976	Mel Gray	vs. Dallas	7	152
* Oct. 10, 1976	Mel Gray	at Philadelphia	6	103
** Nov. 23, 1975	Mel Gray	at N.Y. Jets	4	116
** Nov. 16, 1975	Mel Gray	vs. Washington	7	109
Oct. 25, 1975	Mel Gray	at N.Y. Giants	7	187
Sept. 28, 1975	Mel Gray	at Dallas	5	114
Nov. 24, 1974	Mel Gray	at N.Y. Giants	5	102
Oct. 27, 1974	Earl Thomas	vs. Washington	4	106
Oct. 13, 1974	Jackie Smith	vs. Dallas	3	110
Oct. 6, 1974	Mel Gray	at San Francisco	3	124
Oct. 28, 1973	Mel Gray	vs. N.Y. Giants	5	125
Oct. 14, 1973	Ahmad Rashad	vs. Philadelphia	5	104
Sept. 23, 1973	Jackie Smith	vs. Washington	5	129
Dec. 17, 1972	Walker Gillette	vs. Philadelphia	4	108
Dec. 10, 1972	Bobby Moore	vs. Los Angeles	2	113
Nov. 12, 1972	Jackie Smith	at Dallas	5	110
Dec. 5, 1971	Mel Gray	vs. Green Bay	3	102
Nov. 21, 1971	John Gilliam	vs. Philadelphia	6	166
Oct. 24, 1971	Jackie Smith	vs. San Francisco	3	103
Oct. 3, 1971	Mel Gray	vs. N.Y. Giants	2	124
Sept. 27, 1971	John Gilliam	vs. N.Y. Jets	6	136
Dec. 20, 1970	John Gilliam	at Washington	5	125
Dec. 13, 1970	Jackie Smith	vs. N.Y. Giants	4	115
	MacArthur Lane	vs. N.Y. Giants	5	106
Dec. 6, 1970	John Gilliam	at Detroit	4	105
Oct. 25, 1970	John Gilliam	at N.Y. Giants	7	119
Oct. 11, 1970	Jackie Smith	vs. New Orleans	5	149
Sept. 18, 1970	John Gilliam	at Los Angeles	5	133
	Jackie Smith	at Los Angeles	4	102
Nov. 9, 1969	Jackie Smith	vs. N.Y. Giants	6	101
Nov. 2, 1969	Dave Williams	vs. New Orleans	8	164
*	John Gilliam	vs. New Orleans	5	106
* Oct. 26, 1969	John Gilliam	at Cleveland	4	192
Oct. 5, 1969	John Gilliam	at Pittsburgh	10	197
Sept. 21, 1969	Dave Williams	at Dallas	6	104
Nov. 10, 1968	Bobby Joe Conrad	vs. Pittsburgh	5	133
*	Dave Williams	vs. Pittsburgh	5	114
	Jackie Smith	vs. Pittsburgh	5	104
* Nov. 3, 1968	Dave Williams	at Philadelphia	3	100
Oct. 27, 1968	Jackie Smith	vs. New Orleans	4	147
Dec. 17, 1967	Jackie Smith	at N.Y. Giants	8	152
Nov. 23, 1967	Jackie Smith	at Dallas	4	116



Date	Player	Opponent	Receptions	Yards	Date	Player	Opponent	Receptions	Yards
Nov. 5, 1967	Jackie Smith	at Washington	4	103	Nov. 3, 1957	Gern Nagler	vs. Philadelphia	6	152
Oct. 30, 1967	Dave Williams	vs. Green Bay	6	147	Oct. 20, 1957	Woodley Lewis	at Washington	5	107
Oct. 22, 1967	Bobby Joe Conrad	vs. Philadelphia	8	115	Oct. 6, 1957	Gern Nagler	vs. Washington	5	153
	Jackie Smith	vs. Philadelphia	4	116	Dec. 12, 1954	Don Stonesifer	at Washington	9	144
Oct. 1, 1967	Billy Grambrell	vs. Detroit	5	117	Nov. 28, 1954	Ollie Matson	at Pittsburgh	5	161
Dec. 17, 1966	Billy Grambrell	vs. Cleveland	5	111	Dec. 13, 1953	Gern Nagler	at Chicago Bears	5	109
* Nov. 13, 1966	Jackie Smith	at Pittsburgh	5	106	Nov. 1, 1953	Gern Nagler	vs. N.Y. Giants	10	124
* Nov. 6, 1966	Jackie Smith	at N.Y. Giants	3	103	Oct. 18, 1953	Don Stonesifer	at N.Y. Giants	8	112
Sept. 18, 1966	Jackie Smith	at N.Y. Giants	7	136	Dec. 14, 1952	Don Stonesifer	at Chicago Bears	7	111
Dec. 11, 1965	Bobby Joe Conrad	at Dallas	8	126	Oct. 26, 1952	Ollie Matson	vs. Pittsburgh	3	121
Nov. 21, 1965	Jackie Smith	vs. N.Y. Giants	5	105	Dec. 9, 1951	Fran Polsfoot	vs. Washington	6	121
Nov. 7, 1965	Billy Grambrell	vs. Pittsburgh	3	100	Nov. 4, 1951	Fran Polsfoot	vs. Cleveland	8	129
Oct. 10, 1965	Bobby Joe Conrad	at Washington	6	121	Dec. 10, 1950	Bob Shaw	at Pittsburgh	7	128
Sept. 26, 1965	Sonny Randle	at Cleveland	7	198	Nov. 5, 1950	Bob Shaw	vs. Cleveland	5	111
Sept. 19, 1965	Jackie Smith	at Philadelphia	5	115	Oct. 22, 1950	Fran Polsfoot	at Washington	5	144
Dec. 13, 1964	Jackie Smith	vs. Philadelphia	9	145	Oct. 2, 1950	Bob Shaw	vs. Baltimore	8	165
Nov. 22, 1964	Bobby Joe Conrad	vs. Philadelphia	5	110	Dec. 11, 1949	Charlie Trippi	at Chicago Bears	8	123
Nov. 1, 1964	Jackie Smith	at N.Y. Giants	5	124	Nov. 27, 1949	Bob Ravensberg	vs. Green Bay	5	114
	Bobby Joe Conrad	at N.Y. Giants	6	124	* Nov. 14, 1948	Mal Kutner	at Pittsburgh	6	126
Oct. 4, 1964	Sonny Randle	at Washington	5	139	* Nov. 7, 1948	Mal Kutner	vs. Detroit	6	143
Sept. 20, 1964	Sonny Randle	at Cleveland	4	121	Oct. 31, 1948	Billy Dewell	at L.A. Rams	8	144
Dec. 8, 1963	Bobby Joe Conrad	vs. Philadelphia	6	122	Oct. 17, 1948	Mal Kutner	at N.Y. Giants	6	128
Nov. 3, 1963	Joe Childress	vs. N.Y. Giants	5	118	* Nov. 23, 1947	Mal Kutner	at Washington	8	133
Oct. 27, 1963	Sonny Randle	at Washington	3	102	* Nov. 16, 1947	Mal Kutner	vs. Green Bay	5	100
Oct. 20, 1963	Bobby Joe Conrad	vs. Green Bay	8	112	Nov. 2, 1947	Mal Kutner	vs. L.A. Rams	5	108
Oct. 13, 1963	Jackie Smith	vs. Pittsburgh	9	212	Oct. 26, 1947	Billy Dewell	vs. Boston	9	116
Oct. 6, 1963	Sonny Randle	at Minnesota	6	159	Sept. 28, 1947	Mal Kutner	vs. Detroit	7	160
Dec. 16, 1962	Taz Anderson	vs. Philadelphia	8	175	Nov. 10, 1946	Mal Kutner	vs. Green Bay	4	127
	Sonny Randle	vs. Philadelphia	3	134	* Nov. 3, 1946	Billy Dewell	at Boston	6	109
* Dec. 9, 1962	Sonny Randle	vs. Dallas	5	105	* Oct. 27, 1946	Billy Dewell	vs. L.A. Rams	5	119
**	Bobby Joe Conrad	vs. Dallas	6	128	Oct. 13, 1946	Mal Kutner	at N.Y. Giants	3	118
** Dec. 2, 1962	Bobby Joe Conrad	at Pittsburgh	7	106	Oct. 13, 1946	Billy Dewell	at Detroit	5	132
* Nov. 11, 1962	Bobby Joe Conrad	vs. Pittsburgh	4	101	Nov. 18, 1945	Ed Rucinski	vs. Cleveland Rams	6	100
* Nov. 4, 1962	Bobby Joe Conrad	at N.Y. Giants	16	256	Nov. 2, 1941	Billy Dewell	at N.Y. Giants	8	131
Oct. 28, 1962	Sonny Randle	at Dallas	3	144	Oct. 8, 1939	Bill Smith	at Green Bay	6	128
Oct. 7, 1962	Bobby Joe Conrad	vs. N.Y. Giants	6	105	Nov. 27, 1938	Gaynell Tinsley	vs. Cleveland Rams	7	167
Sept. 30, 1962	Sonny Randle	at Washington	6	122	Dec. 5, 1937	Gaynell Tinsley	vs. Chicago Bears	6	155
Dec. 10, 1961	Sonny Randle	vs. Dallas	7	116	Oct. 10, 1937	Gaynell Tinsley	at Green Bay	6	148
Dec. 3, 1961	Bobby Joe Conrad	vs. Washington	4	128	Sept. 24, 1937	Gaynell Tinsley	at Washington	3	167
Oct. 8, 1961	Billy Stacy	vs. N.Y. Giants	3	161	* and ** - denotes same receiver, consecutive games				
Dec. 18, 1960	Sonny Randle	vs. Pittsburgh	5	115					
* Nov. 20, 1960	Sonny Randle	at Washington	11	146					
* Nov. 13, 1960	Sonny Randle	at Cleveland	7	104					
Sept. 23, 1960	John David Crow	at L.A. Rams	5	125					
	Sonny Randle	at L.A. Rams	7	159					
* Oct. 4, 1959	Woodley Lewis	vs. Cleveland	8	106					
* Sept. 27, 1959	Woodley Lewis	vs. Washington	4	115					
Dec. 13, 1958	Joe Childress	at Pittsburgh	8	118					
* Nov. 16, 1958	Woodley Lewis	at Philadelphia	7	130					
* Nov. 9, 1958	Woodley Lewis	at Washington	4	132					
* Nov. 2, 1958	Woodley Lewis	vs. Philadelphia	7	150					
Oct. 12, 1958	John David Crow	at Cleveland	4	152					
Dec. 14, 1957	Woodley Lewis	vs. Philadelphia	6	162					
Nov. 24, 1957	Ollie Matson	vs. N.Y. Giants	2	137					

Career 100-Yard Receivers (370 Total):

Larry Fitzgerald – 42; Anquan Boldin – 27; Jackie Smith – 22; Roy Green – 20; Rob Moore – 18; Mel Gray – 17; David Boston – 16; Bobby Joe Conrad – 14; Sonny Randle – 14; Pat Tilley – 14; J.T. Smith – 13; Michael Floyd – 12; Frank Sanders – 12; John Gilliam – 9; Mal Kutner – 9; Ernie Jones – 7; Woodley Lewis – 7; Ricky Proehl – 7; Billy Dewell – 6; Steve Breaston – 5; Dave Williams – 5; John Brown – 4; Gary Clark – 4; Gaynell Tinsley – 4; Gern Nagler – 4; Andre Roberts – 4; Billy Grambrell – 3; Bob Shaw – 3; Don Stonesifer – 3; Fran Polsfoot – 3; Larry Centers – 3; Ollie Matson – 3; Two Each: Otis Anderson; Rob Awalt; Joe Childress; John David Crow; Ike Harris; J.J. Nelson; Dave Stief; One Each: Ahmad Rashad; Anthony Edwards; Bill Smith; Billy Stacy; Bob Ravensberg; Bobby Moore; Charlie Trippi; Earl Thomas; Ed Rucinski; Jason McAddley; Javy Novacek; Jerheme Urban; MacArthur Lane; Marlay Jenkins; Randal Hill; Taz Anderson; Walker Gillette; Tim Hightower; Early Doucet; Andre Ellington; David Johnson.

ALL-TIME RECEIVING GAMES OF 160+ YARDS

256 Sonny Randle at N.Y. Giants, Nov. 4, 1962 (16 rec., 2 TD)	172 Larry Fitzgerald at Minnesota, Nov. 26, 2006 (11 rec.)
217 Anquan Boldin at Detroit, Sept. 7, 2003 (10 rec., 2 TD)	Larry Centers vs. Dallas, Dec. 25, 1995 (12 rec.)
212 Jackie Smith vs. Pittsburgh, Oct. 13, 1963 (9 rec., 2 TD)	171 Larry Fitzgerald vs. St. Louis, Dec. 30, 2007 (11 rec., 2 TD)
198 Sonny Randle at Cleveland, Sept. 26, 1965 (7 rec., 3 TD)	170 Roy Green vs. Dallas, Sept. 19, 1982 (10 rec., 2 TD)
197 John Gilliam at Pittsburgh, Oct. 6, 1969 (10 rec., 2 TD)	167 Gus Tinsley vs. Cleveland, Nov. 27, 1938 (6 rec., 2 TD)
196 John Brown at Pittsburgh, Oct. 18, 2015 (10 rec.)	166 Michael Floyd at San Francisco, Dec. 30, 2012 (8 rec., 2 TD)
Roy Green at Washington, Dec. 16, 1984 (8 rec., 2 TD)	<i>Larry Fitzgerald at Carolina, Jan. 10, 2009 (Div. Playoff) (8 rec., 2 TD)</i>
193 Michael Floyd at Jacksonville, Nov. 17, 2013 (6 rec., 2 TD)	Roy Green at Seattle, Sept. 17, 1989 (8 rec., 3 TD)
192 John Gilliam at Cleveland, Oct. 26, 1969 (4 rec., 3 TD)	Ernie Jones vs. Philadelphia, Dec. 10, 1988 (6 rec., 2 TD)
190 Frank Sanders vs. Dallas, Nov. 15, 1998 (11 rec., 2 TD)	Roy Green vs. Chicago, Oct. 14, 1984 (6 rec.)
189 Roy Green at Dallas, Oct. 7, 1984 (8 rec., 2 TD)	John Gilliam vs. Philadelphia, Nov. 21, 1971 (6 rec.)
188 Rob Moore vs. Pittsburgh, Nov. 30, 1997 (8 rec.)	165 Bob Shaw vs. Baltimore, Oct. 2, 1950 (8 rec., 5 TD)
Frank Sanders at N.Y. Giants, Nov. 16, 1997 (9 rec., 2 TD)	164 Dave Williams vs. New Orleans, Nov. 2, 1969 (8 rec., 4 TD)
187 Mel Gray at N.Y. Giants, Oct. 25, 1975 (7 rec., 2 TD)	163 Roy Green vs. Washington, Oct. 21, 1984 (6 rec., 2 TD)
186 Anquan Boldin at Seattle, Nov. 16, 2008 (13 rec.)	Don Stonesifer vs. Washington, Nov. 21, 1954
184 David Boston at Cincinnati, Dec. 3, 2000 (9 rec., 2 TD)	162 Anquan Boldin vs. Atlanta, Dec. 23, 2007 (13 rec., 2 TD)
183 Roy Green at Indianapolis, Sept. 16, 1984 (8 rec., 2 TD)	Anquan Boldin vs. Carolina, Oct. 9, 2005 (10 rec., 2 TD)
Dave Stief vs. Atlanta, Dec. 17, 1978 (9 rec., 1 TD)	Woodley Lewis at Philadelphia, Dec. 15, 1957 (6 rec., 3 TD)
181 Anquan Boldin at Baltimore, Sept. 23, 2007 (14 rec., 2 TD)	161 Billy Stacy vs. N.Y. Giants, Oct. 8, 1961 (3 rec., 2 TD)
176 <i>Larry Fitzgerald vs. Green Bay, Jan. 16, 2016 (8 rec., 2 TD)</i>	Ollie Matson at Pittsburgh, Nov. 28, 1954 (5 rec., 2 TD)
Roy Green vs. N.Y. Giants, Nov. 13, 1988 (9 rec., 2 TD)	160 Larry Fitzgerald vs. Philadelphia, Oct. 26, 2014 (7 rec., 2 TD)
175 Taz Anderson vs. Philadelphia, Dec. 16, 1962 (8 rec.)	Mal Kutner vs. Detroit, Sept. 28, 1947



300-YARD PASSING GAMES

Date	Player	Opponent	Att	Comp	Yards
Dec. 18, 2016	Carson Palmer	vs. New Orleans	40	28	318
Dec. 4, 2016	Carson Palmer	vs. Washington	46	30	300
* Nov. 13, 2016	Carson Palmer	vs. San Francisco	49	30	376
* Oct. 30, 2016	Carson Palmer	at Carolina	46	35	363
* Oct. 23, 2016	Carson Palmer	vs. Seattle	49	29	342
Sept. 18, 2016	Carson Palmer	vs. Tampa Bay	30	17	304
Jan. 16, 2016	Carson Palmer	vs. Green Bay	41	25	349
& Dec. 10, 2015	Carson Palmer	at Minnesota	35	25	310
& Dec. 6, 2015	Carson Palmer	vs. St. Louis	40	26	356
* Nov. 22, 2015	Carson Palmer	vs. Cincinnati	31	20	317
* Nov. 15, 2015	Carson Palmer	at Seattle	47	29	363
* Nov. 1, 2015	Carson Palmer	at Cleveland	38	23	374
Oct. 18, 2015	Carson Palmer	at Pittsburgh	45	29	421
* Oct. 4, 2015	Carson Palmer	vs. St. Louis	46	29	352
* Sept. 27, 2015	Carson Palmer	vs. San Francisco	32	20	311
* Sept. 13, 2015	Carson Palmer	vs. New Orleans	32	19	307
Dec. 28, 2014	Ryan Lindley	at San Francisco	39	23	316
* Nov. 16, 2014	Drew Stanton	vs. Detroit	32	21	306
* Oct. 26, 2014	Carson Palmer	vs. Philadelphia	42	20	329
* Sept. 8, 2014	Carson Palmer	vs. San Diego	37	24	304
Dec. 29, 2013	Carson Palmer	vs. San Francisco	49	28	407
* Dec. 1, 2013	Carson Palmer	at Philadelphia	41	24	302
* Nov. 24, 2013	Carson Palmer	vs. Indianapolis	37	26	314
* Nov. 17, 2013	Carson Palmer	at Jacksonville	42	30	419
Sept. 8, 2013	Carson Palmer	at St. Louis	40	26	327



In 2015, Carson Palmer set a franchise record with nine 300-yard passing games along with single-season records for passing yards, TDs and QB rating.

Date	Player	Opponent	Att	Comp	Yards
Nov. 25, 2012	Ryan Lindley	vs. St. Louis	52	31	312
Nov. 4, 2012	John Skelton	at Green Bay	46	23	306
Sept. 30, 2012	Kevin Kolb	vs. Miami	48	29	324
Dec. 18, 2011	John Skelton	vs. Cleveland	46	28	313
Nov. 13, 2011	John Skelton	at Philadelphia	40	21	315
Sept. 11, 2011	Kevin Kolb	vs. Carolina	27	18	309
Nov. 14, 2010	Derek Anderson	vs. Seattle	45	23	322
Jan. 10, 2010	Kurt Warner	vs. Green Bay (Wild Card)	33	29	379
Dec. 27, 2009	Kurt Warner	vs. St. Louis	38	24	313
Nov. 15, 2009	Kurt Warner	vs. Seattle	38	29	340
* Oct. 11, 2009	Kurt Warner	vs. Houston	38	26	302
* Sept. 27, 2009	Kurt Warner	vs. Indianapolis	52	30	332
Feb. 1, 2009	Kurt Warner	vs. Pittsburgh (SBXLIII)	43	31	377
* Nov. 23, 2008	Kurt Warner	vs. N.Y. Giants	52	32	351
* Nov. 16, 2008	Kurt Warner	at Seattle	44	32	395
* Nov. 10, 2008	Kurt Warner	vs. San Francisco	42	32	328
* Nov. 2, 2008	Kurt Warner	at St. Louis	33	22	343
* Oct. 26, 2008	Kurt Warner	at Carolina	49	35	381
Sept. 28, 2008	Kurt Warner	at N.Y. Jets	57	40#	472
Sept. 14, 2008	Kurt Warner	vs. Miami	24	19	361
* Dec. 30, 2007	Kurt Warner	vs. St. Louis	39	23	300
* Dec. 23, 2007	Kurt Warner	vs. Atlanta	52	35	369
Dec. 9, 2007	Kurt Warner	at Seattle	46	28	337
Nov. 25, 2007	Kurt Warner	vs. San Francisco	48	34	484
Dec. 31, 2006	Kurt Warner	at San Diego	32	22	356
+ Nov. 26, 2006	Matt Leinart	at Minnesota	51	31	405
Sept. 10, 2006	Kurt Warner	vs. San Francisco	37	23	301
& Dec. 4, 2005	Kurt Warner	at San Francisco	45	29	354
& Nov. 27, 2005	Kurt Warner	vs. Jacksonville	46	29	315
* Nov. 13, 2005	Kurt Warner	at Detroit	45	29	359
* Nov. 6, 2005	Kurt Warner	vs. Seattle	48	29	334
& Oct. 9, 2005	Josh McCown	vs. Carolina	46	39	398
& Oct. 2, 2005	Josh McCown	vs. San Francisco	46	32	385
Sept. 18, 2005	Kurt Warner	vs. St. Louis	41	28	327
Dec. 12, 2004	Josh McCown	vs. San Francisco	44	26	307
Nov. 21, 2004	Shaun King	at Carolina	52	28	343
Nov. 9, 2003	Jeff Blake	at Pittsburgh	43	23	307
Sept. 7, 2003	Jeff Blake	at Detroit	46	28	358
Nov. 18, 2001	Jake Plummer	vs. Detroit	33	21	334
Sept. 3, 2000	Jake Plummer	at N.Y. Giants	49	28	318
Jan. 2, 2000	Jake Plummer	vs. Green Bay	57	35	396
Dec. 20, 1998	Jake Plummer	vs. New Orleans	44	32	394
Nov. 15, 1998	Jake Plummer	vs. Dallas	56	31	465
Dec. 7, 1997	Jake Plummer	vs. Washington	38	19	337
Nov. 16, 1997	Jake Plummer	at N.Y. Giants	33	22	388
Sept. 28, 1997	Kent Graham	at Tampa Bay	52	31	339
Nov. 24, 1996	Boomer Esiason	vs. Philadelphia	43	24	367
Nov. 10, 1996	Boomer Esiason	at Washington	59	35	522*
Sept. 27, 1996	Kent Graham	vs. St. Louis	58	37	366
Dec. 24, 1995	Jay Schroeder	at Atlanta	42	26	317

ALL-TIME PASSING GAMES OF 350+ YARDS

522	Boomer Esiason at Washington, Nov. 10, 1996 (35-59), OT
484	Kurt Warner vs. San Francisco, Nov. 25, 2007 (34-48), OT
472	Kurt Warner at N.Y. Jets, Sept. 28, 2008 (40-57)
468	Neil Lomax at Washington, Dec. 16, 1984 (37-46)
465	Jake Plummer vs. Dallas, Nov. 15, 1998 (31-56)
457	Neil Lomax at San Diego, Sept. 20, 1987 (32-61)
431	Steve Buerlein at Seattle, Dec. 19, 1993 (34-53), OT
428	Charley Johnson vs. Pittsburgh, Oct. 13, 1963 (21-42)
421	Carson Palmer at Pittsburgh, Oct. 18, 2015 (29-45)
419	Carson Palmer at Jacksonville, Nov. 17, 2013 (30-42)
413	Dave Krieg vs. Atlanta, Nov. 26, 1995 (27-43), OT
407	Carson Palmer vs. San Francisco, Dec. 29, 2013 (28-49)
405	Matt Leinart at Minnesota, Nov. 26, 2006 (31-51)
398	Josh McCown vs. Carolina, Oct. 9, 2005 (29-46)
396	Jake Plummer vs. Green Bay, Jan. 2, 2000 (35-57)
395	Kurt Warner at Seattle, Nov. 16, 2008 (32-44)
394	Jake Plummer vs. New Orleans, Dec. 20, 1998 (32-44)
390	Neil Lomax at Philadelphia, Dec. 7, 1986 (30-48), OT
388	Jake Plummer at N.Y. Giants, Nov. 16, 1997 (22-33)
	Neil Lomax vs. Dallas, Nov. 11, 1984 (27-52)
386	Charley Johnson vs. Philadelphia, Dec. 16, 1962 (17-32)
385	Josh McCown vs. San Francisco, Oct. 2, 2005 (32-46)
	Neil Lomax at Green Bay, Jan. 8, 1983 (32-51)*
384	Neil Lomax vs. Philadelphia, Dec. 11, 1988 (29-50)
383	Chris Chandler at Dallas, Sept. 20, 1992 (28-43)
	Charley Johnson at Philadelphia, Sept. 19, 1965 (20-43)

381	Kurt Warner at Carolina, Oct. 26, 2008 (35-49)
	Timm Rosenbach vs. N.Y. Giants, Dec. 23, 1990 (23-41)
379	Kurt Warner vs. Green Bay, Jan. 10, 2010 (29-33)
377	Kurt Warner vs. Pittsburgh, Feb. 1, 2009 (31-43) (SB XLIII)
376	Carson Palmer vs. San Francisco, Nov. 13, 2016 (30-49)
374	Carson Palmer at Cleveland, Nov. 1, 2015 (23-38)
	Charley Johnson vs. New Orleans, Nov. 2, 1969 (20-37)
371	Charley Johnson vs. Philadelphia, Dec. 13, 1964 (28-49)
369	Kurt Warner vs. Atlanta, Dec. 23, 2007 (35-52), OT
	Neil Lomax at Atlanta, Nov. 29, 1987 (25-42)
	Boomer Esiason vs. Philadelphia, Nov. 24, 1996 (24-43)
367	Kent Graham vs. St. Louis, Sept. 27, 1996 (37-58), OT
365	Charley Johnson at N.Y. Giants, Nov. 4, 1962 (26-41)
363	Carson Palmer at Carolina, Oct. 30, 2016 (35-46)
	Carson Palmer at Seattle, Nov. 15, 2015 (29-47)
361	Kurt Warner vs. Miami, Sept. 14, 2008 (19-24)
	Neil Lomax vs. Washington, Oct. 21, 1984 (20-38)
359	Kurt Warner at Detroit, Nov. 13, 2005 (29-45)
358	Jeff Blake at Detroit, Sept. 7, 2003 (28-46)
356	Carson Palmer at St. Louis, Dec. 6, 2015 (26-40)
	Kurt Warner at San Diego, Jan. 1, 2007 (22-32)
354	Kurt Warner at San Francisco, Dec. 4, 2005 (29-45)
	Neil Lomax at Dallas, Oct. 7, 1984 (19-29)
352	Carson Palmer vs. St. Louis, Oct. 4, 2015 (29-46)
353	Neil Lomax vs. N.Y. Giants, Nov. 13, 1988 (23-35)
	Jim Hart vs. Minnesota, Nov. 11, 1974 (28-42)
	Jim Hart vs. Pittsburgh, Nov. 10, 1968 (17-40)
351	Kurt Warner vs. N.Y. Giants, Nov. 23, 2008 (32-52)



Date	Player	Opponent	Att	Comp	Yards	Date	Player	Opponent	Att	Comp	Yards
Nov. 26, 1995	Dave Krieg	vs. Atlanta	43	27	413	Dec. 17, 1978	Jim Hart	vs. Atlanta	40	22	333
* Oct. 8, 1995	Dave Krieg	at N.Y. Giants	38	23	305	Nov. 14, 1976	Jim Hart	at L.A. Rams	33	20	324
* Oct. 1, 1995	Dave Krieg	vs. Kansas City	41	25	308	Oct. 17, 1976	Jim Hart	vs. Dallas	33	22	346
* Sept. 24, 1995	Dave Krieg	at Dallas	33	24	324	Sept. 28, 1975	Jim Hart	at Dallas	32	15	314
Dec. 19, 1993	Steve Beuerlein	at Seattle	53	34	431	Nov. 11, 1974	Jim Hart	vs. Minnesota	42	28	353
Oct. 24, 1993	Steve Beuerlein	at San Francisco	50	26	334	Dec. 17, 1972	Jim Hart	vs. Philadelphia	30	19	334
Sept. 20, 1992	Chris Chandler	at Dallas	43	28	383	Nov. 2, 1969	Charley Johnson	vs. New Orleans	37	20	374
Sept. 29, 1991	Tom Tupa	vs. New England	28	17	312	* Oct. 26, 1969	Charley Johnson	at Cleveland	30	15	306
* Dec. 29, 1990	Timm Rosenbach	vs. Philadelphia	31	19	301	* Nov. 10, 1968	Jim Hart	vs. Pittsburgh	40	17	353
* Dec. 23, 1990	Timm Rosenbach	vs. N.Y. Giants	41	23	381	Oct. 30, 1967	Jim Hart	vs. Green Bay	29	16	317
Dec. 11, 1988	Neil Lomax	vs. Philadelphia	50	29	384	Oct. 1, 1967	Jim Hart	vs. Detroit	27	19	313
* Nov. 13, 1988	Neil Lomax	vs. N.Y. Giants	35	23	353	Nov. 21, 1965	Buddy Humphrey	vs. N.Y. Giants	39	22	320
* Nov. 6, 1988	Neil Lomax	vs. San Francisco	41	25	323	* Sept. 26, 1965	Charley Johnson	at Cleveland	19	11	310
Oct. 16, 1988	Neil Lomax	at Washington	44	26	332	* Sept. 19, 1965	Charley Johnson	at Philadelphia	43	20	383
Oct. 2, 1988	Neil Lomax	at L.A. Rams	43	28	342	Dec. 13, 1964	Charley Johnson	vs. Philadelphia	49	28	371
Dec. 27, 1987	Neil Lomax	at Dallas	54	28	314	Nov. 1, 1964	Charley Johnson	at N.Y. Giants	29	15	306
Nov. 29, 1987	Neil Lomax	at Atlanta	42	25	369	Dec. 8, 1963	Charley Johnson	vs. Philadelphia	29	14	315
Nov. 8, 1987	Neil Lomax	vs. Tampa Bay	36	25	314	* Oct. 13, 1963	Charley Johnson	vs. Pittsburgh	42	21	428
Sept. 20, 1987	Neil Lomax	at San Diego	61#	32	457	* Oct. 6, 1963	Charley Johnson	vs. Minnesota	42	21	301
Dec. 7, 1986	Neil Lomax	at Philadelphia	48	30	390	& Dec. 16, 1962	Charley Johnson	vs. Philadelphia	32	17	386
Nov. 28, 1985	Neil Lomax	at Dallas	43	28	319	& Dec. 9, 1962	Charley Johnson	vs. Dallas	27	13	302
* Dec. 16, 1984	Neil Lomax	at Washington	46	37	468	Nov. 4, 1962	Charley Johnson	at N.Y. Giants	41	26	365
* Dec. 9, 1984	Neil Lomax	vs. N.Y. Giants	33	23	300	Sept. 28, 1947	Paul Christman	vs. Detroit	--	16	320
& Nov. 11, 1984	Neil Lomax	vs. Dallas	52	27	388	Dec. 5, 1937	Pat Coffey	vs. Chicago Bears	--	--	306
& Nov. 4, 1984	Neil Lomax	vs. L.A. Rams	52	34	341	+ denotes NFL rookie record					
* Nov. 21, 1984	Neil Lomax	vs. Washington	38	20	361	# denotes team record					
* Oct. 7, 1984	Neil Lomax	at Dallas	29	19	354	* and & denotes consecutive games					
* Sept. 30, 1984	Neil Lomax	vs. Miami	37	22	308	Career 300-Yard Passers (130 total)					
Jan. 8, 1983	Neil Lomax	at Green Bay	51	32	385	Carson Palmer - 22; Kurt Warner - 22; Neil Lomax - 19; Jim Hart - 14; Charley Johnson - 12; Jake Plummer - 7; Dave Krieg - 4; Josh McCown - 3; John Skelton - 3; 2 each: Steve Beuerlein, Jeff Blake, Boomer Esiason, Kent Graham, Kevin Kolb, Ryan Lindley; Timm Rosenbach; 1 each: Derek Anderson, Chris Chandler, Paul Christman, Pat Coffey, Buddy Humphrey, Shaun King, Matt Leinart, Jay Schroeder, Drew Stanton, Tom Tupa.					
<i>(SB Tournament)</i>											
Nov. 1, 1981	Jim Hart	at Washington	39	24	305						
Nov. 9, 1980	Jim Hart	vs. Atlanta	43	25	344						
Sept. 7, 1980	Jim Hart	vs. N.Y. Giants	31	18	322						
Nov. 25, 1979	Jim Hart	at Cincinnati	38	23	329						
Sept. 23, 1979	Jim Hart	vs. Washington	43	24	306						

INDIVIDUAL SCORING RECORDS

TOTAL POINTS

Career

1,380.....Jim Bakken, 1962-78 (282 FG, 534 PAT)
699.....Neil Rackers, 2003-09 (161 FG, 216 PAT)
626.....Larry Fitzgerald, 2004- (104 TD, 2-pt conv.)
474.....Greg Davis, 1991-96 (114 FG, 132 PAT)
439.....Neil O'Donoghue, 1980-85 (86 FG, 181 PAT)
424.....Jay Feely, 2010-13 (1 TD, 98 FG, 124 PAT)
414.....Roy Green, 1979-90 (69 TD)
389.....Pat Harder, 1946-50 (27 TD, 21 FG, 164 PAT)
Bobby Joe Conrad, 1958-68 (42 TD, 14 FG, 95 PAT)
360.....Sonny Randle, 1959-66 (60 TD)
357.....Chandler Catanzaro, 2014-16 (78 FG, 123 PAT)

Season

140.....Neil Rackers, 2005 (40 FG, 20 PAT)
137.....Chandler Catanzaro, 2015 (28 FG, 53 PAT)
127.....Jay Feely, 2013 (30 FG, 37 PAT)
122.....David Johnson, 2016 (20 TD, 2-pt. conv.)
119.....Neil Rackers, 2008 (25 FG, 44 PAT)
117.....Neil O'Donoghue, 1984 (23 FG, 48 PAT)
Jim Bakken, 1967 (27 FG, 36 PAT)
116.....Neil Rackers, 2006 (28 FG, 32 PAT)
115.....Jim Bakken, 1964 (25 FG, 40 PAT)
114.....Chandler Catanzaro, 2014 (29 FG, 27 PAT)
110.....Neil Rackers, 2007 (21 FG, 47 PAT)
Pat Harder, 1948 (6 TD, 7 FG, 53 PAT)
109.....Greg Davis, 1995 (30 FG, 19 PAT)
107.....Jay Feely, 2010 (24 FG, 29 PAT, TD)
106.....Chandler Catanzaro, 2016 (21 FG, 43 PAT)

Game

*40.....Ernie Nevers vs. Chicago, Nov. 28, 1929 (6 TD, 4 PAT)
30.....Bob Shaw vs. Baltimore, Oct. 2, 1950 (5 TD)
27.....Paddy Driscoll vs. Rochester, Oct. 7, 1923 (4 TD, 3 PAT)
25.....Jay Feely vs. Denver, Dec. 12, 2010 (5 FG, 4 PAT, TD)
Bobby Joe Conrad vs. Washington, Sept. 27, 1959 (3 TD, 7 PAT)
24.....Ronald Moore vs. L.A. Rams, Dec. 5, 1993 (4 TD)
Roy Green vs. Seattle, Nov. 13, 1983 (4 TD)

*NFL Record

Opponent/Game

24.....Brian Westbrook at Philadelphia, Nov. 27, 2008 (4 TD)
Shaun Alexander at Seattle, Sept. 25, 2005 (4 TD)
Dorsey Levens at Green Bay, Jan. 2, 2000 (4 TD)
Emmitt Smith at Dallas, Dec. 16, 1990 (4 TD)
Earnest Gray vs. N.Y. Giants, Sept. 7, 1980 (4 TD)

TOUCHDOWNS

Career

104.....Larry Fitzgerald, 2004-69
69.....Roy Green, 1979-90
60.....Sonny Randle, 1959-66
51.....Otis Anderson, 1979-86
John David Crow, 1958-64
50.....Ollie Matson, 1952, '54-58
46.....Mel Gray, 1971-82
45.....Anquan Boldin, 2003-09
43.....Jackie Smith, 1963-77
42.....Stump Mitchell, 1981-90
Bobby Joe Conrad, 1958-68
Wayne Morris, 1976-83
37.....Pat Tilley, 1976-85
Charley Trippi, 1947-55

Season

20.....David Johnson, 2016
17.....John David Crow, 1966
15.....Sonny Randle, 1960
Mal Kutner, 1948
14.....Roy Green, 1983

Game

*6.....Ernie Nevers vs. Chicago, Nov. 28, 1929
5.....Bob Shaw vs. Baltimore, Oct. 2, 1950
4.....Ronald Moore vs. L.A. Rams, Dec. 5, 1993
Roy Green vs. Seattle, Nov. 13, 1983
Wayne Morris vs. New Orleans, Oct. 23, 1977
MacArthur Lane at Philadelphia, Oct. 18, 1970
Dave Williams vs. New Orleans, Nov. 2, 1969
John David Crow vs. Philadelphia, Dec. 16, 1962
Ollie Matson vs. Washington, Nov. 21, 1954
Paddy Driscoll vs. Rochester, Oct. 7, 1923

**Ties NFL record

Opponent/Game

4.....Brian Westbrook at Philadelphia, Nov. 27, 2008
Shaun Alexander at Seattle, Sept. 25, 2005
Dorsey Levens at Green Bay, Jan. 2, 2000
Emmitt Smith at Dallas, Dec. 16, 1990
Earnest Gray vs. N.Y. Giants, Sept. 7, 1980

FIELD GOALS MADE

Career

282.....Jim Bakken, 1962-78
161.....Neil Rackers, 2003-09
114.....Greg Davis, 1991-96
98.....Jay Feely, 2010-13
86.....Neil O'Donoghue, 1980-85
78.....Chandler Catanzaro, 2014-16



Season

- 40 Neil Rackers, 2005 (42 att.)
- 30 Jay Feely, 2013 (36 att.)
- Greg Davis, 1995 (39 att.)
- 29 Chandler Catanzaro, 2014 (33 att.)
- 28 Chandler Catanzaro, 2015 (31 att.)
- Neil Rackers, 2006 (37 att.)
- 27 Jim Bakken, 1967 (39 att.)
- 25 Jay Feely, 2012 (28 att.)
- Neil Rackers, 2008 (28 att.)
- Jim Bakken, 1964 (38 att.)
- 24 Jay Feely, 2010 (27 att.)
- 23 Neil O'Donoghue, 1984 (35 att.)
- Jim Bakken, 1973 (32 att.)
- Jim Bakken, 1966 (40 att.)

Game

- 7 Jim Bakken at Pittsburgh, Sept. 24, 1967
- 6 Neil Rackers vs. San Francisco, Oct. 2, 2005 (Mexico City)
- Jim Bakken at Atlanta, Dec. 9, 1973
- 5 Chandler Catanzaro vs. St. Louis, Oct. 4, 2015
- Jay Feely vs. Denver, Dec. 12, 2010
- Jim Bakken at Green Bay, Sept. 29, 1976
- Jim Bakken vs. Philadelphia, Dec. 13, 1964
- 4 26 times, most recently by Chandler Catanzaro at St. Louis, Dec. 11, 2014

Opponent/Game

- 5 Matt Bryant at Atlanta, Nov. 30, 2014
- Olindo Mare vs. Seattle, Nov. 14, 2010
- Olindo Mare at Seattle, Oct. 24, 2010
- Morten Andersen at Atlanta, Oct. 1, 2006
- Ryan Longwell vs. Green Bay, Sept. 24, 2000
- Richie Cunningham vs. Dallas, Sept. 7, 1997
- Gary Anderson at Philadelphia, Dec. 22, 1996

LONGEST FIELD GOALS

- 61 Jay Feely vs. Buffalo, Oct. 14, 2012
- 60 Chandler Catanzaro at Buffalo, Sept. 25, 2016
- 56 Chandler Catanzaro at Miami, Dec. 11, 2016
- 55 Jay Feely vs. Denver, Dec. 12, 2010
- Neil Rackers vs. Seattle, Oct. 24, 2004
- Greg Davis at Detroit, Sept. 17, 1995
- Greg Davis at Seattle, Dec. 19, 1993
- 54 Chandler Catanzaro at Atlanta, Nov. 27, 2016
- Neil Rackers at Seattle, Nov. 16, 2008
- Neil Rackers at Seattle, Sept. 25, 2005
- Cary Blanchard vs. Dallas, Sept. 10, 2000
- Greg Davis at Detroit, Sept. 26, 1993
- 53 Jay Feely at San Diego, Oct. 3, 2010
- Tim Duncan vs. San Francisco, Oct. 26, 2003
- Joe Nedney at Detroit, Nov. 1, 1998
- Greg Davis at Washington, Sept. 12, 1993



Jim Bakken is the all-time leader in points scored in Cardinals history with 1,380.

- 52 Jay Feely vs. Seattle, Oct. 17, 2013
- Neil Rackers vs. Seattle, Sept. 16, 2007
- Neil Rackers at Dallas, Oct. 30, 2005
- Neil Rackers vs. New England, Sept. 19, 2004
- Chris Jacke vs. San Diego, Dec. 27, 1998
- Greg Davis at N.Y. Giants, Oct. 6, 1991
- Greg Davis at Philadelphia, Sept. 8, 1991
- Neil O'Donoghue vs. Buffalo, Sept. 9, 1984
- Neil O'Donoghue vs. Minnesota, Oct. 30, 1983
- Neil O'Donoghue at Tampa Bay, Oct. 6, 1983
- 51 Chandler Catanzaro at St. Louis, Dec. 11, 2014
- Chandler Catanzaro vs. San Francisco, Sept. 21, 2014
- Jay Feely vs. Detroit, Dec. 16, 2012
- Jay Feely at Minnesota, Oct. 9, 2011
- Neil Rackers at St. Louis, Nov. 20, 2005
- Neil Rackers at Detroit, Nov. 13, 2005
- Neil Rackers vs. New England, Sept. 19, 2004
- Cary Blanchard vs. Dallas, Sept. 10, 2000
- Greg Davis vs. Pittsburgh, Oct. 30, 1994 (OT)
- Greg Davis vs. Atlanta, Oct. 20, 1991
- Al Del Greco at L.A. Rams, Oct. 2, 1988
- Steve Little at Dallas, Oct. 21, 1979
- Jim Bakken at Cleveland, Sept. 20, 1964
- 50 Jay Feely vs. Indianapolis, Nov. 24, 2013
- Jay Feely vs. Carolina, Oct. 6, 2013
- Neil Rackers vs. Carolina, Oct. 14, 2007
- Neil Rackers at St. Louis, Oct. 7, 2007
- Neil Rackers at Minnesota, Nov. 26, 2006
- Neil Rackers vs. Seattle, Nov. 6, 2005
- Neil Rackers at Seattle, Sept. 25, 2005
- Neil Rackers vs. Seattle, Oct. 24, 2004
- Bill Gramatica at Carolina, Oct. 6, 2002
- Bill Gramatica vs. Detroit, Nov. 18, 2001
- Greg Davis at Seattle, Dec. 19, 1993
- Al Del Greco at Philadelphia, Sept. 16, 1990
- Al Del Greco vs. New England, Nov. 25, 1990
- Al Del Greco vs. Atlanta, Oct. 22, 1989
- Pat Summerall at N.Y. Giants, Oct. 17, 1954
- Paddy Driscoll vs. Columbus, Oct. 11, 1925 (drop kick)
- Paddy Driscoll vs. Milwaukee, Sept. 28, 1924 (drop kick)

Opponent/Game

- 57 Jeff Wilkins at St. Louis, Sept. 27, 1998
- 56 Phil Dawson vs. San Francisco, Dec. 29, 2013
- 55 Jay Feely vs. Atlanta, Sept. 30, 2001
- 54 Blair Walsh vs. Minnesota, Dec. 10, 2015
- 54 Blair Walsh vs. Minnesota, Dec. 10, 2015
- Cody Parkey vs. Philadelphia, Oct. 26, 2014
- Sebastian Janikowski vs. Oakland, Sept. 26, 2010
- Jason Elam at Denver, Dec. 29, 2002
- Cary Blanchard vs. Washington, Nov. 8, 1998
- Brad Daluiso at N.Y. Giants, Nov. 28, 1993
- Tom Dempsey at Philadelphia, Dec. 12, 1971

FIELD GOALS ATTEMPTED

Career

- 447 Jim Bakken, 1962-78
- 195 Neil Rackers, 2003-09
- 163 Greg Davis, 1991-96
- 141 Neil O'Donoghue, 1980-85
- 115 Jay Feely, 2010-13
- 100 Pat Summerall, 1953-57
- 92 Chandler Catanzaro, 2014-16

Season

- 42 Neil Rackers, 2005
- 40 Jim Bakken, 1966
- 39 Greg Davis, 1995
- Jim Bakken, 1967
- 38 Jim Bakken, 1964

Game

- *9 Jim Bakken at Pittsburgh, Sept. 24, 1967
- 7 Jim Bakken at Atlanta, Dec. 9, 1973
- Jim Bakken at Atlanta, Dec. 11, 1966

Opponent/Game

- 6 David Akers at San Francisco, Nov. 20, 2011
- Olindo Mare vs. Seattle, Nov. 14, 2010
- Sebastian Janikowski vs. Oakland, Sept. 26, 2010
- Richie Cunningham vs. Dallas, Sept. 7, 1997
- Charlie Gogolak at Washington, Oct. 23, 1966

*NFL record



MOST CONSECUTIVE FIELD GOALS

- 31.....Neil Rackers (Games 1-10, 2005)
 19.....Chandler Catanzaro (Games 7-15, 2015)
 Jay Feely (Games 11-16, 2011–Games 1-5, 2012)
 18.....Jay Feely (Games 3-13, 2010)
 17.....Chandler Catanzaro (Games 1-9, 2014)
 Jay Feely (Games 2-10, 2013)
 15.....Jay Feely (Games 8-16, 2012–Game 1, 2013)
 Neil Rackers (Games 5-11, 2008)

MOST CONSECUTIVE GAMES

KICKING A FG

- 19.....Jim Bakken, 1966–67
 13.....Neil Rackers, 2005–06
 12.....Neil Rackers, 2004–05
 Neil O'Donoghue, 1984
 11.....Neil Rackers, 2006–07
 10.....Chandler Catanzaro, 2015

BEST FIELD GOAL PERCENTAGE

Season (min. 10 att.)

- .952.....Neil Rackers, 2005 (40-42)
 .941.....Neil Rackers, 2009 (16-17)
 .903.....Chandler Catanzaro, 2015 (28-31)
 .893.....Jay Feely, 2012 (25-28)
 Neil Rackers, 2008 (25-28)
 .889.....Jay Feely, 2010 (24-27)
 .879.....Chandler Catanzaro, 2014 (29-33)
 .833.....Jay Feely, 2013 (30-36)

PATS SCORED

Career

- 534.....Jim Bakken, 1962–78
 216.....Neil Rackers, 2003–09
 181.....Neil O'Donoghue, 1980–85
 164.....Pat Harder, 1946–50
 132.....Greg Davis, 1991-96

Season

- 53.....Chandler Catanzaro, 2015
 Pat Harder, 1948
 48.....Neil O'Donoghue, 1984
 47.....Neil Rackers, 2007
 45.....Pat Harder, 1949
 Neil O'Donoghue, 1983

Game

- **9/9...Pat Harder at N.Y. Giants, Oct. 17, 1948
 8/8.....Pat Harder vs. Detroit, Nov. 7, 1948
 8/9.....Pat Harder at N.Y. Bulldogs, Oct. 13, 1949
 Jim Bakken at Minnesota, Oct. 6, 1963

**Ties NFL record

Opponent/Game

- 7/8.....Garo Yepremian vs. Miami, Nov. 24, 1977
 7/7.....Steven Hauschka at Seattle, Dec. 9, 2012
 Morten Andersen at Kansas City, Dec. 1, 2002
 Ryan Longwell at Green Bay, Jan. 2, 2000
 Pete Gogolak at N.Y. Giants, Dec. 7, 1969
 Tony Franklin vs. Philadelphia, Nov. 8, 1981

Most Consecutive PATs

- 136.....Greg Davis, Sept. 1, 1991–Nov. 3, 1996 (19 in 1991,
 28 in 1992, 37 in 1993, 21 in 1994, 19 in 1995, 12 in
 1996)
 124.....Jay Feely (29 in 2010, 33 in 2011, 25 in 2012,
 37 in 2013)
 Jim Bakken (44 in 1963, 40 in 1964, 33 in 1965,
 7 in 1966)
 113.....Neil Rackers (33 in 2007, 44 in 2008, 36 in 2009)
 102.....Neil Rackers (8 in 2003, 28 in 2004, 20 in 2005,
 32 in 2006, 14 in 2007)
 97.....Jim Bakken (20 in 1966, 36 in 1967, 40 in 1968,
 1 in 1969)
 81.....Pat Harder (53 in 1948, 28 in 1949)
Most PATs (No Misses) In One Season
 53.....Pat Harder, 1948
 44.....Neil Rackers, 2008
 Jim Bakken, 1963
 40.....Jim Bakken, 1964, '68
Most PATs (No Misses) In One Game
 9.....Pat Harder at N.Y. Giants, Oct. 17, 1948
 8.....Pat Harder vs. Detroit, Nov. 7, 1948
 Jim Bakken at Minnesota, Oct. 6, 1983

MOST CONSECUTIVE GAMES

SCORING TD

- 7.....John David Crow, 1959–60
 6.....Anquan Boldin, 2008
 5.....14 times, most recently by Larry Fitzgerald, 2007

MOST CONSECUTIVE GAMES

SCORING

- 79.....Jim Bakken (Sept. 14, 1963–Nov. 10, 1968)
 65.....Neil Rackers (Dec. 11, 2005–Dec. 14, 2009)
 44.....Jay Feely (Sept. 12, 2010–Dec. 2, 2012)
 41.....Greg Davis (Nov. 3, 1991–Sept. 11, 1994)
 34.....Neil Rackers (Nov. 16, 2003–Nov. 27, 2005)
 Bobby Joe Conrad (Sept. 28, 1958–Nov. 27, 1960)
 33.....Al Del Greco (Dec. 13, 1987–Dec. 16, 1989)

INDIVIDUAL RUSHING RECORDS

TOTAL RUSHING YARDS

Career

- 7,999...Otis Anderson, 1979–86
 4,649...Stump Mitchell, 1981–89
 3,863...Jim Otis, 1973–78
 3,608...Johnny Roland, 1966–72
 3,506...Charley Trippi, 1947–55
 3,489...John David Crow, 1958–64
 3,438...Terry Metcalf, 1973–77
 3,375...Wayne Morris, 1976–83

Season

- 1,605...Otis Anderson, 1979
 1,376...Otis Anderson, 1981
 1,352...Otis Anderson, 1980
 1,270...Otis Anderson, 1983
 1,239...David Johnson, 2016
 1,222...Edgerrin James, 2007
 1,174...Otis Anderson, 1984
 1,159...Edgerrin James, 2006
 1,076...Jim Otis, 1975
 1,071...John David Crow, 1960
 1,070...Garrison Hearst, 1995
 1,047...Beanie Wells, 2011
 1,042...Adrian Murrell, 1998
 1,018...Ronald Moore, 1993
 1,006...Stump Mitchell, 1985

Game

- 228.....Beanie Wells at St. Louis, Nov. 27, 2011 (27 att.)
 214.....LeShon Johnson at New Orleans, Sept. 22, 1996 (21 att.)
 203.....John David Crow vs. Pittsburgh, Dec. 18, 1960 (24 att.)
 193.....Otis Anderson vs. Dallas, Sept. 2, 1979 (21 att.)
 187.....David Johnson at Philadelphia, Dec. 20, 2015 (29 att.)
 182.....Wayne Morris at Minnesota, Nov. 6, 1977 (27 att.)
 179.....Stump Mitchell vs. Philadelphia, Nov. 17, 1985 (22 att.)

Opponent/Game

- 228.....Clinton Portis at Denver, Dec. 29, 2002 (24 att.)
 216.....Corey Dillon at Cincinnati, Dec. 3, 2000 (35 att.)
 213.....Charles White vs. L.A. Rams, Nov. 15, 1987 (34 att.)
 208.....Eric Dickerson vs. L.A. Rams, Nov. 4, 1984 (21 att.)
 206.....George Rogers vs. Washington, Dec. 21, 1985 (34 att.)
 George Rogers at New Orleans, Sept. 4, 1983 (24 att.)

RUSHING ATTEMPTS

Career

- 1,859...Otis Anderson, 1979–86
 1,011...Jim Otis, 1973–78
 986...Stump Mitchell, 1981–89
 962...Johnny Roland, 1966–72
 894...Wayne Morris, 1976–83
 794...Edgerrin James, 2006–08
 787...John David Crow, 1958–64



Charley Trippi's 5.1-yard rushing average is the best career average in Cardinals history.

Season

- 337Edgerrin James, 2006
- 331Otis Anderson, 1979
- 328Otis Anderson, 1981
- 324Edgerrin James, 2007
- 301Otis Anderson, 1980

Game

- 36.....Edgerrin James vs. Chicago, Oct. 16, 2006 (55 yards)
- Ronald Moore vs. Philadelphia, Nov. 7, 1993 (160 yards)
- Johnny Johnson vs. N.Y. Giants, Dec. 12, 1992 (156 yards)
- Wayne Morris at Washington, Nov. 19, 1978 (123 yards)
- 35.....Marcel Shipp vs. San Francisco, Oct. 26, 2003 (165 yards)
- George Grosvenor vs. Green Bay, Dec. 4, 1936
- 33.....David Johnson vs. Seattle, Oct. 23, 2016 (113 yards)
-Jim Otis at Chicago, Dec. 14, 1975 (147 yards)
- 32.....Adrian Murrell at Philadelphia, Dec. 13, 1998 (174 yards)
-Ronald Moore at Atlanta, Jan. 2, 1994 (96 yards)
- 31.....Otis Anderson at N.Y. Giants, Nov. 30, 1980 (168 yards)
- Otis Anderson at N.Y. Giants, Sept. 9, 1979 (109 yards)

Opponent/Game

- 38.....Stephen Davis at Washington, Jan. 6, 2002 (148 yards)
- Curtis Martin at N.Y. Jets, Nov. 7, 1999 (131 yards)
- Eric Dickerson vs. L.A. Rams, Sept. 7, 1986 (193 yards)
- 37.....Stephen Davis at Washington, Dec. 12, 1999 (189 yards)
- 36Jerome Bettis vs. Pittsburgh, Nov. 30, 1997-OT (142 yards)
- 35.....Corey Dillon at Cincinnati, Dec. 3, 2000 (216 yards)
- 34.....Earnest Graham at Tampa Bay, Nov. 4, 2007 (124 yards)
- Maurice Hicks vs. San Francisco, Dec. 12, 2004 (139 yards)
- Charles White vs. L.A. Rams, Nov. 15, 1987 (213 yards)
- George Rogers vs. Washington, Dec. 21, 1985 (206 yards)
- Delvin Williams vs. San Francisco, Oct. 3, 1976 (194 yards)
- John Braxton vs. Buffalo, Nov. 27, 1975 (160 yards)

TOUCHDOWNS RUSHING

Career

- 46.....Otis Anderson, 1979-86
- 37Wayne Morris, 1976-83
- 33John David Crow, 1958-64
- 32Stump Mitchell, 1981-89
- 27Johnny Roland, 1966-72
-Elmer Angsman, 1946-52
- 26.....Ernie Nevers, 1929-31

Season

- 16.....David Johnson, 2016
- 14.....John David Crow, 1962
- 12.....Ernie Nevers, 1929
- 11.....MacArthur Lane, 1970
- 10.....Beanie Wells, 2011
-Tim Hightower, 2008
-Donny Anderson, 1973
-Johnny Roland, 1967

Game

- *6.....Ernie Nevers vs. Chicago, Nov. 28, 1929
- 4.....Ronald Moore vs. L.A. Rams, Dec. 5, 1993
- Wayne Morris vs. New Orleans, Oct. 23, 1977
- Paddy Driscoll vs. Rochester, Oct. 17, 1923
- *NFL record

Opponent/Game

- 4.....Shaun Alexander at Seattle, Sept. 25, 2005
- Dorsey Levens at Green Bay, Jan. 2, 2000
- Emmitt Smith at Dallas, Dec. 16, 1990

RUSHING AVERAGE

Career (min. 500 att.)

- 5.1Charley Trippi, 1947-55 (687 att., 3,511 yards)
- 4.7Stump Mitchell, 1981-89 (943 att., 4,484 yards)
- 4.6Terry Metcalf, 1973-77 (748 att., 3,438 yards)
- 4.5John David Crow, 1958-64 (784 att., 3,489 yards)
- 4.4Ollie Matson, 1952 (761 att., 3,331 yards)

Season (min. 100 att.)

- 5.9John David Crow, 1960 (183 att., 1,071 yards)
- 5.5Andre Ellington, 2013 (118 att., 652 yards)
-Stump Mitchell, 1985 (182 att., 1,006 yards)
- 5.4Elmer Angsman, 1949 (125 att., 674 yards)
-Charley Trippi, 1948 (128 att., 690 yards)
- 5.0Terry Metcalf, 1977 (149 att., 739 yards)
-Ollie Matson, 1954 (101 att., 506 yards)
-Charley Trippi, 1949 (112 att., 558 yards)

Game (Min. 10 attempts)

- 13.0Charley Trippi at Washington, Sept. 26, 1949 (10 att., 130 yards)
- 12.7Bobby Joe Conrad vs. Washington, Sept. 27, 1959 (11 att., 140 yards)
- 11.9Ollie Matson at Washington, Oct. 20, 1957 (13 att., 155 yards)
- 11.2Charley Trippi at Chicago, Dec. 16, 1951 (13 att., 145 yards)
- 10.8Stump Mitchell vs. Washington, Dec. 21, 1985 (12 att., 129 yards)

Opponent/Game (Min. 10 attempts)

- 13.2DeAngelo Williams vs. Carolina, Nov. 1, 2009 (12 att., 158 yards)
- 12.1DeAngelo Williams vs. Carolina, Oct. 14, 2007 (10 att., 121 yards)
- 11.6Marshawn Lynch at Seattle, Dec. 9, 2012 (11 att., 128 yards)
- 11.3Marshawn Lynch vs. Seattle, Dec. 21, 2014 (10 att., 113 yards)
- 11.1Tiki Barber at N.Y. Giants, Sept. 3, 2000 (13 att., 144 yards)
- 10.1Tony Dorsett vs. Dallas, Oct. 9, 1977 (14 att., 141 yards)

LONGEST RUNS

- 83John David Crow vs. Washington, Oct. 4, 1958 (TD)
- 82Elmer Angsman vs. Detroit, Oct. 23, 1949 (TD)
- 80Andre Ellington vs. Atlanta, Oct. 27, 2013 (TD)
-Tim Hightower at Atlanta, Sept. 19, 2010 (TD)
- 79Paddy Driscoll vs. Kansas City, Oct. 18, 1925 (TD)
- 79Ollie Matson vs. Pittsburgh, Nov. 25, 1956
-Ollie Matson vs. Washington, Nov. 21, 1954
- 78Charles Belden vs. Frankford, Oct. 25, 1930 (TD)

Opponent/Longest Run

- 88Shaun Alexander vs. Seattle, Nov. 6, 2005 (TD)
- 85Chris Johnson at Tennessee, Nov. 29, 2009 (TD)
- 80Jessie Clark vs. Green Bay, Sept. 29, 1985
- 79Marshawn Lynch vs. Seattle, Dec. 21, 2014 (TD)
- 78Jerious Norwood at Atlanta, Oct. 1, 2006 (TD)
-Tiki Barber at N.Y. Giants, Sept. 3, 2000 (TD)
-Adrian Murrell vs. N.Y. Jets, Oct. 27, 1996 (TD)
- 77DeAngelo Williams vs. Carolina, Nov. 1, 2009
-Tony Dorsett vs. Dallas, Oct. 9, 1977 (TD)

MOST CONSECUTIVE GAMES TDS RUSHING

- 5Otis Anderson, 1983-84
-Donny Anderson, 1972-73
-MacArthur Lane, 1970
-Elmer Angsman, 1948
- 4Beanie Wells, 2011
-Tim Hightower, 2009
-John David Crow, 1964
-Ollie Matson, 1957
-Pat Harder, 1946-47 and '47 (twice)

MOST 100-YARD RUSHING GAMES

Career

- 34.....Otis Anderson, 1979-86
- 14.....Stump Mitchell, 1981-89
- 9.....Jim Otis, 1973-77
- 8.....Edgerrin James, 2006-2008
- 6.....Johnny Johnson, 1990-92
-Johnny Roland, 1966-72
-Ollie Matson, 1954-57
- 5.....David Johnson, 2015-
-Terry Metcalf, 1973-77
-John David Crow, 1958-64
-Charley Trippi, 1947-55

Season

- 9Otis Anderson, 1979
- 7Otis Anderson, 1979
- 6Otis Anderson, 1980
- 5Jim Otis, 1976



INDIVIDUAL PASSING RECORDS

TOTAL PASSING YARDS

Career

34,639Jim Hart, 1966-83
 22,771Neil Lomax, 1981-89
 17,622Jake Plummer, 1997-02
 15,843Kurt Warner, 2005-09
 14,928Charley Johnson, 1961-69
 14,804Carson Palmer, 2013-
 6,749Paul Christman, 1945-49
 6,578Lamar McHan, 1954-58

Season

4,671Carson Palmer, 2015
 4,614Neil Lomax, 1984
 4,583Kurt Warner, 2008
 4,274Carson Palmer, 2013
 4,233Carson Palmer, 2016
 3,753Kurt Warner, 2009
 3,737Jake Plummer, 1998
 3,653Jake Plummer, 2001

Game

522...Boomer Esiason at Washington, Nov. 10, 1996, OT (35 comp., 59 att.)
 484...Kurt Warner vs. San Francisco, Nov. 25, 2007, OT (34 comp., 48 att.)
 472...Kurt Warner at N.Y. Jets, Sept. 28, 2008 (40 comp., 57 att.)
 468...Neil Lomax at Washington, Dec. 16, 1984 (37 comp., 46 att.)
 465...Jake Plummer vs. Dallas, Nov. 15, 1998 (31 comp., 56 att.)
 457...Neil Lomax at San Diego, Sept. 20, 1987 (32 comp., 61 att.)
 431...Steve Buerlein at Seattle, Dec. 19, 1993, OT (34 comp., 53 att.)

PASS ATTEMPTS

Career

5,069...Jim Hart, 1966-83
 3,153...Neil Lomax, 1981-89
 2,754...Jake Plummer, 1997-02
 2,105...Kurt Warner, 2005-09
 2,047...Charley Johnson, 1961-69
 1,930...Carson Palmer, 2013-

Season

598...Kurt Warner, 2008 (401 comp.)
 597...Carson Palmer, 2016 (364 comp.)
 572...Carson Palmer, 2013 (362 comp.)
 560...Neil Lomax, 1984 (345 comp.)
 547...Jake Plummer, 1998 (324 comp.)
 537...Carson Palmer, 2015 (342 comp.)
 530...Jake Plummer, 2002 (284 comp.)
 525...Jake Plummer, 2001 (304 comp.)
 521...Dave Krieg, 1995 (304 comp.)
 513...Kurt Warner, 2009 (339 comp.)

Game

611...Neil Lomax at San Diego, Sept. 20, 1987 (32 comp., 457 yards)
 59...Boomer Esiason at Wash., Nov. 10, 1996-OT (35 comp., 522 yards)
 58...Kent Graham vs. St. Louis Rams, Sept. 29, 1996, OT (37 comp., 366 yards)
 57...Kurt Warner at N.Y. Jets, Sept. 28, 2008 (40 comp., 472 yards)
 Jake Plummer at Green Bay, Jan. 2, 2000 (35 comp., 396 yards)
 56...Jake Plummer vs. Dallas, Nov. 15, 1998 (31 comp., 465 yards)
 54...Neil Lomax at Dallas, Dec. 27, 1987 (28 comp., 314 yards)
 53...Steve Buerlein at Seattle, Dec. 19, 1993, OT (34 comp., 431 yards)



QB Jim Hart is the franchise leader in career passing attempts, completions, yardage and touchdowns.

52...Ryan Lindley vs. St. Louis, Nov. 25, 2012 (31 comp., 312 yards)
 John Skelton vs. San Francisco, Oct. 29, 2012 (32 comp., 290 yards)
 Kurt Warner vs. Indianapolis, Sept. 27, 2009 (30 comp., 332 yards)
 Kurt Warner vs. N.Y. Giants, Nov. 23, 2008 (32 comp., 351 yards)
 Kurt Warner vs. Atlanta, Dec. 23, 2007, OT (35 comp., 369 yards)
 Shaun King at Carolina, Nov. 21, 2004 (28 comp., 343 yards)
 Kent Graham at Tampa Bay, Sept. 28, 1997 (31 comp., 339 yards)
 Neil Lomax vs. Dallas, Nov. 11, 1984 (27 comp., 388 yards)
 Neil Lomax vs. L.A. Rams, Nov. 4, 1984 (34 comp., 341 yards)
 51...Matt Leinart at Minnesota, Nov. 26, 2006 (31 comp., 405 yards)
 Lamar McHan vs. L.A. Rams, Nov. 30, 1958 (28 comp., 245 yards)
 50...Five times, most recently by Carson Palmer at Buffalo, Sept. 25, 2016 (26 comp., 287 yards)

Opponent/Game

63...Chris Weinke at Carolina, Dec. 30, 2001 (36 comp., 223 yards)
 62...Nick Foles vs. Philadelphia, Oct. 26, 2014 (36 comp., 411 yards)
 Charlie Batch vs. Detroit, Nov. 18, 2001 (36 comp., 436 yards)
 61...Matt Ryan vs. Atlanta, Oct. 27, 2013 (34 comp., 301 yards)
 58...Ryan Fitzpatrick at Tennessee, Dec. 15, 2013 (36 comp., 402 yards)
 57...Tim Rattay at San Francisco, Oct. 10, 2004 (38 comp., 417 yards)
 55...Sam Bradford at St. Louis, Sept. 12, 2010 (32 comp., 253 yards)
 Tommy Kramer vs. Minnesota, Oct. 25, 1981 (25 comp., 343 yards)

PASS COMPLETIONS

Career

2,590...Jim Hart, 1966-83
 1,817...Neil Lomax, 1981-89
 1,540...Jake Plummer, 1997-02
 1,371...Kurt Warner, 2005-09
 1,209...Carson Palmer, 2013-
 1,030...Charley Johnson, 1961-69

Season

401...Kurt Warner, 2008 (598 att.)
 364...Carson Palmer, 2016 (597 att.)
 362...Carson Palmer, 2013 (572 att.)
 345...Neil Lomax, 1984 (560 att.)
 342...Carson Palmer, 2015 (537 att.)
 339...Kurt Warner, 2009 (513 att.)
 324...Jake Plummer, 1998 (547 att.)
 304...Jake Plummer, 2001 (525 att.)
 Dave Krieg, 1995 (521 att.)

Game

40...Kurt Warner at N.Y. Jets, Sept. 28, 2008 (57 att., 472 yards)
 37...Kent Graham vs. St. Louis, Sept. 29, 1996, OT (58 att., 366 yards)
 Neil Lomax at Washington, Dec. 16, 1984 (46 att., 468 yards)
 35...Carson Palmer at Carolina, Oct. 30, 2016 (46 att., 363 yards)
 Kurt Warner at Carolina, Oct. 26, 2008 (49 att., 381 yards)
 Kurt Warner vs. Atlanta, Dec. 23, 2007, OT (52 att., 369 yards)
 Jake Plummer at Green Bay, Jan. 2, 2000 (57 att., 396 yards)
 Boomer Esiason at Wash., Nov. 10, 1996, OT (59 att., 522 yards)
 34...Kurt Warner vs. San Francisco, Nov. 25, 2007, OT (48 att., 484 yards)
 Steve Buerlein at Seattle, Dec. 19, 1993, OT (53 att., 431 yards)
 Neil Lomax vs. L.A. Rams, Nov. 4, 1984 (52 att., 341 yards)
 33...Kurt Warner vs. Buffalo, Oct. 18, 2008 (41 att., 276 yards)

Opponent/Game

38...Tim Rattay at San Francisco, Oct. 10, 2004 (57 att., 417 yards)
 37...Drew Brees vs. New Orleans, Dec. 18, 2016 (48 att., 389 yards)
 Carson Palmer at Cincinnati, Nov. 18, 2007 (52 att., 329 yards)
 36...Nick Foles vs. Philadelphia, Oct. 26, 2014 (62 att., 411 yards)
 Ryan Fitzpatrick at Tennessee, Dec. 15, 2013 (58 att., 402 yards)
 Brett Favre at Minnesota, Nov. 7, 2010 (47 att., 446 yards)
 Chris Weinke at Carolina, Dec. 30, 2001 (63 att., 223 yards)
 Charlie Batch vs. Detroit, Nov. 18, 2001 (62 att., 436 yards)
 Matt Schaub vs. Houston, Oct. 11, 2009 (50 att., 371 yards)
 35...Matt Ryan vs. Atlanta, Oct. 27, 2013 (61 att., 301 yards)
 32...Sam Bradford at St. Louis, Sept. 12, 2010 (55 att., 253 yards)
 Jon Kitna vs. Detroit, Nov. 11, 2007 (45 att., 294 yards)
 31...Peyton Manning at Denver, Oct. 5, 2014 (47 att., 479 yards)
 Joe Flacco at Baltimore, Oct. 30, 2011 (51 att., 336 yards)
 Joe Montana at San Francisco, Oct. 18, 1987 (39 att., 334 yards)
 Steve Bartkowski vs. Atlanta, Nov. 9, 1980 (47 att., 378 yards)

TOUCHDOWN PASSES

Career

209...Jim Hart, 1966-83
 136...Neil Lomax, 1981-89
 108...Charley Johnson, 1961-69
 100...Kurt Warner, 2005-09
 96...Carson Palmer, 2013-
 90...Jake Plummer, 1997-02
 51...Paul Christman, 1945-49

Season

35...Carson Palmer, 2015
 30...Kurt Warner, 2008
 28...Charley Johnson, 1963
 Neil Lomax, 1984
 27...Kurt Warner, 2007
 26...Carson Palmer, 2016
 Kurt Warner, 2009
 24...Carson Palmer, 2013
 Neil Lomax, 1983
 Neil Lomax, 1987



Game

- 6.. Charley Johnson vs. New Orleans, Nov. 2, 1969
- Charley Johnson at Cleveland, Sept. 26, 1965
- Jim Hardy vs. Baltimore, Oct. 2, 1950
- 5.. Kurt Warner at Chicago, Nov. 8, 2009
- Charley Johnson vs. Dallas, Dec. 9, 1962
- 4.. Carson Palmer vs. Cincinnati, Nov. 22, 2015
- Carson Palmer at Cleveland, Nov. 1, 2015
- Carson Palmer at Chicago, Sept. 20, 2015
- Kurt Warner vs. Seattle, Dec. 28, 2008
- Jake Plummer vs. Detroit, Nov. 18, 2001
- *Jake Plummer vs. Washington, Dec. 7, 1997
- Kent Graham vs. St. Louis, Sept. 29, 1996 (OT)
- Dave Krieg vs. Atlanta, Nov. 26, 1995 (OT)
- Gary Hogeboom at Seattle, Sept. 17, 1989
- Neil Lomax vs. Seattle, Nov. 13, 1983
- Jim Hart at Dallas, Sept. 28, 1975
- Jim Hart vs. N.Y. Giants, Oct. 28, 1973
- Jim Hart at Philadelphia, Oct. 22, 1967
- Charley Johnson vs. Philadelphia, Dec. 8, 1963
- John Roach at L.A. Rams, Sept. 23, 1960
- Lamar McHan at Washington, Nov. 9, 1958
- Lamar McHan vs. Philadelphia, Nov. 4, 1956
- Ray Mallouf at N.Y. Giants, Oct. 17, 1948
- Paul Christman at Detroit, Oct. 13, 1946
- *Cardinal rookie record

Opponent/Game

- 6.. Brett Favre at N.Y. Jets, Sept. 28, 2008
- Bob Griese vs. Miami, Nov. 24, 1977
- Billy Kilmer vs. New Orleans, Nov. 2, 1969

PASSES HAD INTERCEPTED

Career

- 247.. Jim Hart, 1966-83
- 114.. Jake Plummer, 1997-02
- 110.. Charley Johnson, 1961-69
- 90.. Neil Lomax, 1981-88
- 77.. Lamar McHan, 1954-58

Game

- *8.. Jim Hardy vs. Philadelphia, Sept. 24, 1950
- *NFL record

Opponent/Game

- 5.. Matt Ryan at Atlanta, Nov. 18, 2012
- Heath Shuler at Washington, Oct. 16, 1994
- Gary Danielson vs. Detroit, Dec. 4, 1978
- Norm Snead at Philadelphia, Oct. 2, 1966
- Eddie LeBaron at Dallas, Nov. 5, 1961

LOWEST INTERCEPTION RATE

Season

- 1.3.. Carson Palmer, 2014 (224-3)
- 2.0.. Carson Palmer, 2015 (537-11)
- Kent Graham, 1997 (250-5)
- 2.1.. Jim Hart, 1974 (388-8)
- 2.1.. Drew Stanton, 2014 (240-5)
- 2.3.. Carson Palmer, 2016 (597-14)
- Kurt Warner, 2008 (598-14)
- 2.4.. Kurt Warner, 2005 (375-9)

COMPLETION PERCENTAGE

Season

- 67.1.. Kurt Warner, 2008 (401-598)
- 66.1.. Kurt Warner, 2009 (339-513)
- 64.5.. Kurt Warner, 2005 (242-375)
- 63.7.. Carson Palmer, 2015 (342-537)
- 63.3.. Carson Palmer, 2013 (362-572)
- 62.9.. Carson Palmer, 2014 (141-224)
- 62.3.. Kurt Warner, 2007 (281-451)
- 61.7.. Steve Beuerlein, 1993 (258-418)
- 61.6.. Neil Lomax, 1984 (345-560)

Game (Min. 20 attempts)

- *92.3 Kurt Warner at Jacksonville, Sept. 20, 2009 (24-26)
- 84.4.. Carson Palmer vs. St. Louis, Dec. 8, 2013 (27-32)
- 81.8.. Steve Beuerlein at Atlanta, Jan. 2, 1994 (27-33)
- 81.3.. John Roach vs. Washington, Nov. 6, 1960 (13-16)
- 80.4.. Neil Lomax at Washington, Dec. 16, 1984 (37-46)
- 79.2.. Kurt Warner vs. Miami, Sept. 14, 2008 (19-24)
- 78.6.. Kurt Warner vs. Buffalo, Oct. 5, 2008 (33-42)
- 78.0.. Kurt Warner at Seattle, Oct. 18, 2009 (32-41)

*NFL record

Opponent/Game (Min. 20 attempts)

- 94.7.. Alex Smith vs. San Francisco, Oct. 29, 2012 (18-19)
- 86.7.. Drew Brees at New Orleans, Dec. 16, 2007 (26-30)
- 85.7.. Sonny Jurgensen at Washington, Oct. 10, 1965 (12-14)
- 83.3.. Fran Tarkenton at N.Y. Giants, Oct. 25, 1970 (15-18)
- 83.3.. Dan Fouts at San Diego, Sept. 26, 1976 (15-18)

LONGEST PASS PLAYS

- 98.. Jim Hart to Ahmad Rashad vs. L.A. Rams, Dec. 10, 1972
- Ogden Compton to Dick Lane at Green Bay, Nov. 13, 1955 (TD)
- Doug Russell to Gaynell Tinsley vs. Cleveland Rams, Nov. 27, 1938 (TD)

- 97.. Pat Coffee to Gaynell Tinsley vs. Chicago, Dec. 5, 1937 (TD)
- 93.. Neil Lomax to Ernie Jones vs. Philadelphia, Dec. 10, 1988 (TD)
- 91.. Carson Palmer to Michael Floyd at Jacksonville, Nov. 17, 2013 (TD)
- M.C. Reynolds to John David Crow at Cleveland, Dec. 12, 1958 (TD)

Opponent/Game

- 95.. Mike Wallace from Ben Roethlisberger vs. Pittsburgh, Oct. 23, 2011 (TD)
- 93.. Dick Gordon from Jack Concannon at Chicago, Nov. 19, 1967 (TD)
- 90.. Mike Quick from Ron Jaworski at Philadelphia, Oct. 28, 1984 (TD)
- 88.. Martavis Bryant from Landry Jones at Pittsburgh, Oct. 18, 2015 (TD)
- Anthony Allen from Ed Rubbert at Washington, Oct. 4, 1987 (TD)
- 87.. Lee Evans from J.P. Losman vs. Buffalo, Oct. 5, 2008 (TD)
- Tiki Barber from Kent Graham vs. N.Y. Giants, Dec. 6, 1998 (TD)
- Michael Irvin from Troy Aikman at Dallas, Sept. 20, 1992
- Ben Hawkins from Norm Snead vs. Philadelphia, Oct. 22, 1967 (TD)
- 86.. Demaryius Thomas from Peyton Manning at Denver, Oct. 5, 2014 (TD)

MOST CONSECUTIVE PASS COMPLETIONS

Game

- 15.. Carson Palmer vs. Seattle, Oct. 17, 2013
- Kurt Warner at Jacksonville, Sept. 20, 2009
- Jake Plummer vs. Washington, Nov. 8, 1998
- 14.. Kent Graham vs. St. Louis, Sept. 29, 1996 (OT)
- Steve Beuerlein at Atlanta, Jan. 2, 1994
- 13.. Kurt Warner: 4 at San Francisco, Sept. 7, 2008; 9 vs. Miami, Sept. 14, 2008
- Josh McCown at Atlanta, Sept. 26, 2004
- 12.. Kurt Warner at Baltimore, Sept. 23, 2007
- Kurt Warner: 2 vs. Washington, Dec. 11, 2005; 10 at Houston, Dec. 18, 2005
- Neil Lomax at Tampa Bay, Dec. 20, 1987
- Neil Lomax: 5 vs. N.Y. Giants, Oct. 25, 1987; 7 vs. Philadelphia, Nov. 2, 1987
- Jim Hart vs. Chicago, Sept. 25, 1977
- 11.. Carson Palmer vs. St. Louis, Dec. 8, 2013
- Jake Plummer vs. Atlanta, Sept. 30, 2001

MOST CONSECUTIVE GAMES THROWING TOUCHDOWNS

- 22.. Kurt Warner (Game 9 in 2007-Game 14 in 2008)
- 19.. Neil Lomax (Game 9 in 1983-Game 11 in 1984)
- 18.. Carson Palmer (Games 4-16 in 2013; Game 1, 5-8 in 2014)
- 16.. Charley Johnson (Game 4 in 1964-Game 5 in 1965)
- 14.. Neil Lomax (Games 1-2, 6-15 in 1987; Games 1-2 in 1988)
- 12.. Kurt Warner (Game 16 in 2008 and Games 1-12 in 2009)
- Neil Lomax (Games 1-2 and 6-15 in 1987)
- 10.. Carson Palmer (Games 1-10 in 2015)
- Kurt Warner (Games 8-14 in 2005 and Games 1-3 in 2006)
- 9.. Carson Palmer (Games 8-16 in 2016)

FEWEST PASSES HAD INTERCEPTED

Season

- 2.. John Skelton, 2010 (126 att.)
- 3.. Carson Palmer, 2014 (224 att.)
- Kevin Kolb, 2012 (183 att.)
- 4.. Paul Christman, 1948 (114 att.)
- Ray Mallouf, 1941 (96 att.)
- 5.. Drew Stanton, 2014 (240 att.)
- Kent Graham, 1997 (250 att.)
- Jim Hart, 1972 (119 att.)
- 6.. Neil Lomax, 1982 (205 att.)
- Lamar McHan, 1954 (255 att.)
- Ray Mallouf, 1948 (143 att.)

HIGHEST PASSER RATING

Season

- 104.6.. Carson Palmer, 2015
- 96.9.. Kurt Warner, 2008
- 95.6.. Carson Palmer, 2014
- 93.2.. Kurt Warner, 2009
- 92.5.. Neil Lomax, 1984
- 92.0.. Neil Lomax, 1983

Game

- 158.3... Kurt Warner vs. Miami, Sept. 14, 2008
- 154.2... Carson Palmer at Detroit, Oct. 11, 2015
- 150.0... Kurt Warner at Baltimore, Sept. 23, 2007
- 145.3... Neil Lomax vs. Seattle, Nov. 13, 1983
- 145.2... Charley Johnson at Minnesota, Oct. 6, 1963
- 142.0... Neil Lomax at Dallas, Oct. 7, 1984

Opponent/Game

- 158.3... Dan Fouts at San Diego, Sept. 26, 1976
- Fran Tarkenton at NY Giants, Oct. 25, 1970
- Otto Graham at Cleveland, Oct. 10, 1954
- 157.1... Alex Smith vs. San Francisco, Oct. 29, 2012
- 156.6... Randall Cunningham vs. Philadelphia, Sept. 13, 1992
- Phil Simms at NY Giants, Oct. 25, 1987



INDIVIDUAL RECEIVING RECORDS

TOTAL RECEPTIONS

Career

- 1,125 Larry Fitzgerald, 2004–
- 586 .. Anquan Boldin, 2003–09
- 535 .. Larry Centers, 1990–98
- 522 .. Roy Green, 1979–90
- 493 .. Frank Sanders, 1995–02
- 480 .. Jackie Smith, 1963–77
- 468 .. Pat Tilley, 1976–86
- 418 .. Bobby Joe Conrad, 1958–68
- 377 .. J.T. Smith, 1985–90
- 351 .. Mel Gray, 1971–82

Season

- 109 .. Larry Fitzgerald, 2015 (1,215 yards, 9 TD)
- 107 .. Larry Fitzgerald, 2016 (1,023 yards, 6 TD)
- 103 .. Larry Fitzgerald, 2005 (1,409 yards, 10 TD)
- 102 .. Anquan Boldin, 2005 (1,402 yards, 7 TD)
- 101 .. Anquan Boldin, 2003 (1,377 yards, 8 TD)
- Larry Centers, 1995 (962 yards, 2 TD)
- 100 .. Larry Fitzgerald, 2007 (1,409 yards, 10 TD)
- 99 .. Larry Centers, 1996 (766 yards, 7 TD)
- 98 .. David Boston, 2001 (1,598 yards, 8 TD)
- 97 .. Larry Fitzgerald, 2009 (1,092 yards, 13 TD)
- Rob Moore, 1997 (1,584 yards, 8 TD)
- 96 .. Larry Fitzgerald, 2008 (1,431 yards, 12 TD)
- 91 .. J.T. Smith, 1987 (1,117 yards, 8 TD)
- 90 .. Larry Fitzgerald, 2010 (1,137 yards, 6 TD)

Game

- 16 .. Sonny Randle at N.Y. Giants, Nov. 4, 1962 (256 yards, TD)
- 14 .. Anquan Boldin at Baltimore, Sept. 23, 2007 (181 yards, 2 TD)
- 13 .. Larry Fitzgerald at Seattle, Oct. 18, 2009 (100 yards, TD)
- Anquan Boldin at Seattle, Nov. 16, 2008 (186 yards)
- Anquan Boldin vs. Atlanta, Dec. 23, 2007, OT (162 yards, 2 TD)
- Larry Fitzgerald at N.Y. Giants, Sept. 11, 2005 (155 yards, TD)
- Frank Sanders at Green Bay, Jan. 2, 2000 (118 yards, TD)
- Larry Centers vs. St. Louis, Sept. 29, 1996, OT (83 yards)
- 12 .. Larry Fitzgerald vs. San Francisco, Nov. 13, 2016 (132 yards)
- Larry Fitzgerald vs. St. Louis, Dec. 8, 2013 (96 yards, TD)
- Tim Hightower vs. San Francisco, Sept. 13, 2009 (121 yards)
- Anquan Boldin vs. Chicago, Oct. 16, 2006 (136 yards, TD)
- Larry Centers vs. Dallas, Dec. 25, 1995 (172 yards)
- Gary Clark at Seattle, Dec. 19, 1993, OT (152 yards, TD)
- Ottis Anderson at Washington, Dec. 16, 1984 (124 yards)
- 11 .. Larry Fitzgerald at San Francisco, Jan. 2, 2011 (125 yards, TD)
- Anquan Boldin vs. N.Y. Giants, Nov. 23, 2008 (87 yards, TD)
- Larry Fitzgerald vs. St. Louis, Dec. 30, 2007 (171 yards, 2 TD)
- Larry Fitzgerald at Minnesota, Nov. 26, 2006 (172 yards)
- Anquan Boldin at San Francisco, Dec. 4, 2005 (156 yards, TD)
- Frank Sanders vs. Dallas, Nov. 15, 1998 (190 yards, TD)
- Larry Centers at Indianapolis, Sept. 1, 1996 (108 yards)
- J.T. Smith vs. San Diego, Oct. 1, 1989 (123 yards)
- J.T. Smith at Dallas, Dec. 27, 1987 (102 yards, TD)
- Ottis Anderson vs. L.A. Rams, Nov. 4, 1984 (74 yards)
- Sonny Randle at Washington, Nov. 20, 1960 (146 yards, 3 TD)

Opponent/Game

- 14 .. Rod Smith vs. Denver, Sept. 23, 2001 (162 yards, 2 TD)
- Cris Carter vs. Minnesota, Oct. 2, 1994 (167 yards)
- 13 .. Doug Baldwin at Seattle, Dec. 24, 2016 (171 yards, TD)
- Eric Johnson at San Francisco, Oct. 10, 2004 (162 yards, TD)
- 12 .. Jeremy Maclin vs. Philadelphia, Oct. 26, 2014 (187 yards, 2 TD)
- Kendall Wright at Tennessee, Dec. 15, 2013 (150 yards)
- Harry Douglas vs. Atlanta, Oct. 27, 2013 (121 yards)
- Brian Hartline vs. Miami, Sept. 30, 2012, OT (253 yards, TD)
- Roddy White vs. Atlanta, Dec. 23, 2007, OT (141 yards)
- Torry Holt at St. Louis, Sept. 28, 2003 (133 yards)
- Cris Carter vs. Minnesota, Nov. 12, 1995, OT (157 yards)
- Emmitt Smith vs. Dallas, Nov. 22, 1992 (88 yards)
- Harold Carmichael vs. Phila., Oct. 14, 1973 (187 yards)

TOUCHDOWNS RECEIVING

Career

- 104 .. Larry Fitzgerald, 2004–
- 66 .. Roy Green, 1979–90
- 60 .. Sonny Randle, 1959–66
- 45 .. Mel Gray, 1971–82
- 44 .. Anquan Boldin, 2003–09
- 40 .. Jackie Smith, 1963–77
- 38 .. Bobby Joe Conrad, 1958–68

Season

- 15 .. Sonny Randle, 1960
- 14 .. Roy Green, 1983; Mal Kutner, 1948
- 13 .. Larry Fitzgerald, 2009
- 12 .. Larry Fitzgerald, 2008; Roy Green, 1984; Sonny Randle, 1963; Bob Shaw, 1950
- 11 .. Anquan Boldin, 2008; Mel Gray, 1975

Game

- *5 .. Bob Shaw vs. Baltimore, Oct. 2, 1950
- 4 .. J.T. Smith at Washington, Oct. 8, 1989
- Roy Green at Seattle, Sept. 17, 1989
- Roy Green vs. Seattle, Nov. 13, 1983
- Dave Williams vs. New Orleans, Nov. 2, 1969

*Ties NFL record

Opponent/Game

- 4 .. Earnest Gray vs. N.Y. Giants, Sept. 7, 1980

TOTAL RECEIVING YARDAGE

Career

- 14,389 Larry Fitzgerald, 2004–
- 8,496 Roy Green, 1979–90
- 7,918 Jackie Smith, 1963–77
- 7,520 Anquan Boldin, 2003–09
- 7,005 Pat Tilley, 1976–86
- 6,644 Mel Gray, 1971–82
- 6,579 Frank Sanders, 1995–02
- 5,828 Bobby Joe Conrad, 1958–68

Season

- 1,598 David Boston, 2001
- 1,584 Rob Moore, 1997
- 1,555 Roy Green, 1984
- 1,431 Larry Fitzgerald, 2008
- 1,411 Larry Fitzgerald, 2011
- 1,409 Larry Fitzgerald, 2007
- Larry Fitzgerald, 2005
- 1,402 Anquan Boldin, 2005
- 1,377 Anquan Boldin, 2003
- 1,227 Roy Green, 1983
- 1,215 Larry Fitzgerald, 2015
- 1,205 Jackie Smith, 1967
- 1,203 Anquan Boldin, 2006

Game

- 256 Sonny Randle vs. N.Y. Giants, Nov. 4, 1962 (16 rec., TD)
- 217 Anquan Boldin at Detroit, Sept. 7, 2003 (10 rec., 2 TD)
- 212 Jackie Smith vs. Pittsburgh, Oct. 13, 1963 (9 rec., 2 TD)
- 198 Sonny Randle at Cleveland, Sept. 26, 1965 (7 rec., 3 TD)
- 197 John Gilliam vs. Pittsburgh, Oct. 5, 1969 (10 rec., TD)
- 196 John Brown at Pittsburgh, Oct. 18, 2015 (10 rec.)
- Roy Green at Washington, Dec. 16, 1984 (8 rec., 2 TD)

Opponent/Game

- 255 Anthony Allen at Washington, Oct. 4, 1987 (7 rec., 3 TD)
- 253 Brian Hartline vs. Miami, Sept. 30, 2012 (12 rec., TD)
- 226 Demaryius Thomas at Denver, Oct. 5, 2014 (8 rec., 2 TD)
- 210 Michael Irvin at Dallas, Sept. 20, 1992 (8 rec., 3 TD)
- 203 Kevin Williams vs. Dallas, Dec. 25, 1995 (9 rec., 2 TD)
- 203 James Dixon vs. Dallas, Nov. 12, 1989 (6 rec., TD)

MOST CONSECUTIVE

GAMES CATCHING A PASS

- 195 Larry Fitzgerald (Game 8 in 2004–)
- 121 Mel Gray (Game 3 in 1973–Game 4 in 1982)
- 94 Bobby Joe Conrad (Game 9 in 1961–Game 4 in 1968)
- 89 Larry Centers (Game 7 in 1993–Game 16 in 1998)
- 74 Roy Green (Game 2 in 1981–Game 10 in 1986)
- 65 Rob Moore (Game 1 in 1995–Game 2 in 1999)
- 63 Anquan Boldin (Game 7 in 2005–Game 16 in 2009)
- 60 Frank Sanders (Game 1 in 1996–Game 12 in 1999)
- Sonny Randle (Game 2 in 1961–Game 7 in 1964)

MOST CONSECUTIVE GAMES

CATCHING TOUCHDOWN PASS

- 6 Anquan Boldin, 2008
- 5 Larry Fitzgerald, 2007
- Ricky Proehl, 1993
- Bobby Joe Conrad, 1963
- Sonny Randle, 1960, '61–62, '64–65 (three times)
- Bob Shaw, 1950
- Mal Kutner, 1947

MOST CONSECUTIVE 100-YARD GAMES

- 5 Anquan Boldin, 2005
- 4 Rob Moore, 1997
- David Boston, 2001
- 3 Numerous times (most recently by Larry Fitzgerald, 2008)

MOST PASSES CAUGHT BY RUNNING BACK

Season

- *101 Larry Centers, 1995
- 99 Larry Centers, 1996
- 80 David Johnson, 2016
- 77 Larry Centers, 1994
- 73 Michael Pittman, 2000



INDIVIDUAL COMBINED YARDAGE RECORDS

RUSHING/RECEIVING/RETURNS

Career

14,457 Larry Fitzgerald, 2004– (68/14,389/0)
 11,988 Stump Mitchell, 1981–89 (4,649/1,955/5,384)
 10,860 Roy Green, 1979–90 (148/8,496/2,216)
 10,494 Otis Anderson, 1979–86 (7,999/2,495/0)
 9,040 Terry Metcalf, 1973–77 (3,438/1,862/3,748)
 8,509 Ollie Matson, 1952, '54–58 (3,331/2,150/3,028)

Season

2,462... Terry Metcalf, 1975 (816/378/1,268)
 2,402... MarTay Jenkins, 2000 (4/219/2,187)
 2,191... Kevin Williams, 1997 (-2/273/1,920)
 2,118... David Johnson, 2016 (1,239/879/0)
 2,058... Terry Metcalf, 1974 (718/377/963)
 2,022... Terry Metcalf, 1977 (739/403/880)

Game

324 Steve Breaston at NY Jets, Sept. 28, 2008 (0/122/202)
 284 Ollie Matson vs. Pittsburgh, Dec. 31, 1954 (85/74/125)
 280 Terry Metcalf vs. Buffalo, Nov. 27, 1975 (7/52/221)
 278 Ollie Matson vs. Pittsburgh, Oct. 26, 1952 (82/121/75)
 276 Ollie Matson vs. Washington, Nov. 21, 1954 (163/64/49)
 Ollie Matson at Pittsburgh, Nov. 28, 1954 (115/161/0)

INDIVIDUAL INTERCEPTIONS RECORDS

TOTAL INTERCEPTIONS

Career

52 Larry Wilson, 1960–72
 46 Aeneas Williams, 1991–2000
 40 Roger Wehrli, 1969–82
 30 Dick "Night Train" Lane, 1954–59
 29 Pat Fischer, 1961–67

Season

12 Bob Nussbaumer, 1949
 11 Lindon Crow, 1956
 10 Larry Wilson, 1966
 Pat Fischer, 1964
 Jerry Norton, 1960
 Dick "Night Train" Lane, 1954
 Ray Ramsey, 1953

Game

*4 Kwamie Lassiter vs. San Diego, Dec. 27, 1998
 Jerry Norton at Pittsburgh, Nov. 26, 1961
 Jerry Norton at Washington, Nov. 20, 1960
 Bob Nussbaumer at N.Y. Bulldogs, Nov. 13, 1949
 3 Antrel Rolle at Cincinnati, Nov. 18, 2007
 Adrian Wilson vs. Dallas, Oct. 20, 2002
 Ronald McKinnon vs. Chicago, Oct. 11, 1998
 Ken Greene vs. Buffalo, Nov. 15, 1981
 Perry Smith at Detroit, Dec. 3, 1978
 Roger Wehrli vs. Dallas, Dec. 7, 1975
 Larry Wilson vs. Chicago, Oct. 31, 1966
 Larry Wilson vs. Cleveland, Dec. 19, 1965
 Bobby Joe Conrad at Pittsburgh, Dec. 13, 1958
 Don Paul vs. N.Y. Giants, Nov. 1, 1953
 Ray Ramsey vs. Philadelphia, Sept. 30, 1951
 Jerry Davis at L.A. Rams, Dec. 4, 1949
 Mal Kutner at Green Bay, Nov. 24, 1946
 *Ties NFL record

Opponent/Game

3 Marcus Trufant at Seattle, Dec. 9, 2007
 Ronnie Heard at San Francisco, Oct. 27, 2002
 Champ Bailey vs. Washington, Oct. 17, 1999
 Mike Prior at Indianapolis, Dec. 20, 1992
 Brad Edwards at Washington, Nov. 29, 1992
 Gene Atkins vs. New Orleans, Dec. 22, 1991
 Jack Pardee at Washington, Oct. 17, 1971
 Richie Petitbon vs. Washington, Sept. 19, 1971
 Curtis Gentry at Chicago, Nov. 19, 1967
 Nate Ramsey vs. Philadelphia, Nov. 28, 1965

INTERCEPTION YARDAGE

Career

800 Larry Wilson, 1960–72
 653 Aeneas Williams, 1991–2000
 628 Dick "Night Train" Lane, 1954–59
 529 Pat Fischer, 1961–67
 508 Adrian Wilson, 2001–12

Season

237 Ray Ramsey, 1953
 231 Antrel Rolle, 2007
 206 Dick Lane, 1956

Game

127 Antrel Rolle at Cincinnati, Nov. 18, 2007 (3 INT, 2 TD)
 115 Larry Wilson vs. Cleveland, Dec. 19, 1965 (3 INT, TD)
 110 Jerry Norton at Pittsburgh, Nov. 26, 1961 (4 INT, 2 TD)
 106 Ken Greene vs. Buffalo, Nov. 15, 1981 (3 INT)

Opponent/Game

103 Brad Edwards at Washington, Nov. 29, 1992 (3 INT, TD)
 101 Louis Delmas at Detroit, Dec. 20, 2009 (1 INT, TD)
 100 Xavier Rhodes at Minnesota, Nov. 20, 2016 (2 INT, TD)

LONGEST INTERCEPTION RETURN

102 Greg Toler vs. Detroit, Dec. 16, 2012 (TD)
 99 Dominique Rodgers-Cromartie vs. St. Louis, Dec. 7, 2008 (TD)
 Adrian Wilson at Atlanta, Oct. 1, 2006 (TD)
 96 Larry Wilson vs. Cleveland, Dec. 19, 1965 (TD)
 92 Leo Sanford at Pittsburgh, Sept. 26, 1955 (TD)
 91 Larry Wilson at Philadelphia, Oct. 2, 1966 (TD)
 88 Rashad Johnson at Atlanta, Nov. 30, 2014 (TD)
 80 Ralph Brown vs. Green Bay, Jan. 3, 2010
 79 Mike Sensibaugh vs. N.Y. Giants, Oct. 31, 1977 (TD)
 78 Kwamie Lassiter vs. Philadelphia, Dec. 16, 1979
 Carl Allen vs. Chicago, Dec. 16, 1979
 *72 Lorenzo Lynch vs. Seattle, Oct. 29, 1995, OT (TD)
 71 Rod Hood vs. Cleveland, Dec. 2, 2007 (TD)

Opponent/Game

101 Louis Delmas at Detroit, Dec. 20, 2009 (TD)
 100 Xavier Rhodes at Minnesota, Nov. 20, 2016 (TD)
 93 Eric Turner at Cleveland, Sept. 18, 1994 (TD)
 90 Mel Renfro vs. Dallas, Oct. 4, 1965 (TD)

*NFL record for OT game

MOST CONSECUTIVE GAMES WITH INT.

7 Larry Wilson, 1966
 6 Dick Lane, 1954–55
 5 Pat Fischer, 1963

INTERCEPTION RETURNS FOR TOUCHDOWN

Career

6 Aeneas Williams, 1991–2000
 5 Larry Wilson, 1960–72
 4 Karlos Dansby, 2004–09, 2013
 Dominique Rodgers-Cromartie, 2008–10
 Antrel Rolle, 2005–09
 3 Rashad Johnson, 2009–15
 Robert Massey, 1991–93
 Pat Fischer, 1961–67
 Billy Blackburn, 1946–50

Season

3 Antrel Rolle, 2007
 Robert Massey, 1992
 2 Rashad Johnson, 2014
 Karlos Dansby, 2013
 Dominique Rodgers-Cromartie, 2010
 Rod Hood, 2007
 Karlos Dansby, 2005
 Aeneas Williams, 1997
 Aeneas Williams, 1995
 Larry Wilson, 1966
 Pat Fischer, 1964
 Jerry Norton, 1961
 Billy Stacy, 1961
 Billy Blackburn, 1948

Game

**2 Antrel Rolle at Cincinnati, Nov. 18, 2007
 Robert Massey vs. Washington, Oct. 4, 1992
 Billy Stacy at Dallas, Nov. 5, 1961
 Jerry Norton at Pittsburgh, Nov. 26, 1961
 Billy Blackburn vs. Boston, Oct. 24, 1948
 **Ties NFL record

QUARTERBACK SACKS

QUARTERBACK SACKS

Career

66.5 Freddie Joe Nunn, DE, 1985–93
 56.5 Calais Campbell, DE/OT, 2008–16
 53.5 Simeon Rice, DE, 1996–00
 50.5 Curtis Greer, DE, 1980–88
 47.5 Ken Harvey, LB, 1988–93
 45.5 Eric Swann, DT, 1991–99

40.5 ...Darnell Dockett, DT, 2004–14
 40.0 ...Bertrand Berry, DE, 2004–09
 37.5 ...Al Baker, DE, 1983–86
 36.0 ...David Galloway, DT, 1982–89
 32.0 ...Karlos Dansby, LB, 2004–09, 2013
 25.5 ...Adrian Wilson, SS, 2001–12
 25.0 ...Chike Okefor, LB, 2005–09
 E.J. Junior, LB, 1981–88

**Season**

- 16.5 ... Simeon Rice, DE, 1999
 16.0 ... Curtis Greer, DE, 1983
 14.5 ... Bertrand Berry, DE, 2004
 14.0 ... Curtis Greer, DE, 1984
 Freddie Joe Nunn, DE, 1988
 13.0 ... Al Baker, DE, 1983
 12.5 ... Markus Golden, LB, 2016
 Simeon Rice, DE, 1996
 12.0 ... David Galloway, DT, 1983
 11.5 ... John Abraham, LB, 2013
 11.0 ... Chandler Jones, LB, 2016
 Freddie Joe Nunn, DE, 1987
 Clyde Simmons, DE, 1995

Game

- 4.5 Curtis Greer vs. Philadelphia, Dec. 18, 1983
 4.0 Bertrand Berry vs. N.Y. Giants, Nov. 14, 2004
 3.0 Dwight Freeney vs. Green Bay, Dec. 27, 2015
 Calais Campbell at Seattle, Nov. 23, 2014
 John Abraham vs. St. Louis, Dec. 8, 2013
 John Abraham vs. Houston, Nov. 10, 2013
 Darnell Dockett at New Orleans, Sept. 22, 2013
 Darnell Dockett at Tennessee, Nov. 29, 2009
 Bertrand Berry at Oakland, Oct. 22, 2006
 Adrian Wilson at St. Louis, Nov. 20, 2005
 Simeon Rice at Philadelphia, Nov. 19, 2000
 Ken Harvey at Washington, Sept. 12, 1993
 Ken Harvey at Dallas, Nov. 3, 1991
 Ken Harvey at Atlanta, Dec. 9, 1990
 Freddie Joe Nunn at Dallas, Oct. 30, 1988
 Curtis Greer vs. Dallas, Sept. 13, 1987
 Al Baker vs. Philadelphia, Dec. 18, 1983
 E.J. Junior at N.Y. Giants, Dec. 4, 1983
 David Galloway vs. Seattle, Nov. 13, 1983
 Curtis Greer vs. Dallas, Sept. 11, 1983

Opponent/Game

- 4.5 Cameron Wake vs. Miami, Sept. 30, 2012
 4.0 Shaun Phillips at San Diego, Oct. 3, 2010
 3.5 Brian Robison at Minnesota, Oct. 21, 2012
 Reggie White vs. Philadelphia, Nov. 2, 1986
 3.0 33 times, last by Star Lotulelei at Carolina, Oct. 30, 2016

CONSECUTIVE GAMES WITH SACK

- 7 Curtis Greer (Games 13-16, 1984–Games 1-3, 1985)
 5 Markus Golden (Games 1-5, 2016)
 Chike Okefor (Games 12-16, 2006)
 Curtis Greer (Games 6-10, 1984)
 Al Baker (Games 12-16, 1984)
 4 Chandler Jones (Games 1-4, 2016)
 John Abraham (Games 7-10, 2013)
 Darnell Dockett (Games 8-11, 2009)
 Bertrand Berry (Games 1-3, 6, 2008)
 Bertrand Berry (Games 11-14, 2004)
 Simeon Rice (Games 1-5, 1996)
 Eric Swann (Games 10-13, 1995)
 Curtis Greer (Games 2-5, 1983)

MULTIPLE-PLAYER, MULTIPLE-SACK GAMES

- 9.5 Curtis Greer (4.5), Al Baker (3) and David Galloway (2) vs. Philadelphia, Dec. 18, 1983
 8.5 Al Baker (2.5), Leonard Smith (2), Anthony Bell (2) and Freddie Joe Nunn (2) at Philadelphia, Dec. 7, 1986
 6.5 E.J. Junior (2.5), Al Baker (2) and Curtis Greer (2) at New England, Dec. 2, 1984
 6.0 Calais Campbell (2), Karlos Dansby (2) and Daryl Washington (2) vs. Carolina, Oct. 6, 2013
 Bertrand Berry (4) and Karlos Dansby (2) vs. N.Y. Giants, Nov. 14, 2004
 5.5 Markus Golden (2.5), Calais Campbell (1.5) and Chandler Jones (1.5) at Los Angeles, Jan. 1, 2017
 Dwight Freeney (3.0) and Calais Campbell (2.5) vs. Green Bay, Dec. 27, 2015
 5.0 Curtis Greer (3) and Colin Scotts (2) vs. Dallas, Sept. 13, 1987
 4.5 Freddie Joe Nunn (2.5) and Rod Saddler (2) at Philadelphia, Nov. 22, 1987
 4.0 Calais Campbell (2) and Markus Golden (2) at San Francisco, Oct. 6, 2016
 Chike Okefor (2) and Adrian Wilson (2) vs. Philadelphia, Dec. 24, 2005
 Simeon Rice (2) and Mark Smith (2) at Washington, Nov. 22, 1998
 Clyde Simmons (2) and Eric Swann (2) vs. Minnesota, Nov. 12, 1995
 Curtis Greer (2) and David Galloway (2) at Philadelphia, Oct. 28, 1984
 Curtis Greer (2) and David Galloway (2) vs. San Diego, Nov. 20, 1983
 Elois Grooms (2) and Curtis Greer (2) vs. San Francisco, Nov. 21, 1982

INDIVIDUAL PUNTING RECORDS**TOTAL PUNTS****Career**

- 714 Scott Player, 1998–2006
 360 Carl Birdsong, 1981–85
 346 Rich Caramillio, 1989–93
 337 Jeff Feagles, 1994–97
 288 Dave Zastudil, 2011–14

Season

- 112 Dave Zastudil, 2012 (46.5 avg.)
 99 Larry Swider, 1980 (41.5 avg.)
 98 Scott Player, 2004 (43.1 avg.)
 Jeff Feagles, 1994 (40.6 avg.)
 94 Ben Graham, 2010 (43.4 avg.)
 Scott Player, 1999 (42.0 avg.)
 91 Jeff Feagles, 1997 (44.3 avg.)

Game

- 12 Beryl Clark vs. Detroit, Oct. 15, 1940
 11 Dave Zastudil at Denver, Oct. 5, 2014
 Larry Swider vs. Washington, Dec. 21, 1980
 Gary Keithley at Washington, Oct. 21, 1973
 King Hill vs. Minnesota, Oct. 19, 1969
 10 Dave Zastudil at NY Jets, Dec. 2, 2012
 Scott Player vs. Tennessee, Oct. 23, 2005
 Scott Player at Buffalo, Oct. 31, 2004
 Scott Player at N.Y. Jets, Nov. 7, 1999
 Carl Birdsong at N.Y. Giants, Dec. 4, 1983
 Carl Birdsong vs. Washington, Jan. 2, 1983
 Jerry Norton vs. N.Y. Giants, Oct. 8, 1961
 Charley Trippi at Philadelphia, Dec. 4, 1955
 Charley Trippi vs. Philadelphia, Oct. 3, 1954
 Frank Polsfoot vs. N.Y. Giants, Nov. 5, 1951
 Jim Hardy at Chicago, Oct. 8, 1950

Opponent/Game

- 11 Don Chandler vs. N.Y. Giants, Oct. 8, 1961

TOTAL YARDS**Career**

- 30,752 ... Scott Player, 1998–2006
 15,114 ... Rich Camarillo, 1989–93
 14,916 ... Carl Birdsong, 1981–85
 14,503 ... Jeff Feagles, 1994–97
 13,191 ... Dave Zastudil, 2011–14

Season

- 5,209 ... Dave Zastudil, 2012
 4,230 ... Scott Player, 2004
 4,111 ... Larry Swider, 1980
 4,080 ... Ben Graham, 2010
 4,045 ... Ben Graham, 2009
 4,028 ... Jeff Feagles, 1997
 3,997 ... Jeff Feagles, 1994
 3,948 ... Scott Player, 1999

AVERAGE YARDS PER PUNT**Career**

- 45.8 ... Dave Zastudil, 2011–14 (288-13,911)
 44.9 ... Jerry Norton, 1959–61 (183-8,219)
 44.8 ... Ben Graham, 2008–11 (205-9,176)
 43.7 ... Rich Camarillo, 1989–93 (346-15,114)
 43.1 ... Scott Player, 1998–2006 (714-30,752)
 43.0 ... Jeff Feagles, 1994–97 (337-14,503)

Season

- 47.0 ... Ben Graham, 2009 (86-4,045)
 46.5 ... Dave Zastudil, 2012 (112-5,209)
 45.7 ... Dave Zastudil, 2013 (78-3,566)
 45.6 ... Jerry Norton, 1960 (39-1,778)
 45.3 ... Rich Camarillo, 1991 (76-3,445)
 45.2 ... Dave Zastudil, 2011 (87-3,929)
 44.9 ... Scott Player, 2006 (66-2,965)
 Jerry Norton, 1959 (59-2,649)
 44.7 ... Jerry Norton, 1961 (85-3,799)

Game (Min. 4 punts)

- 54.7 ... Ben Graham vs. San Francisco, Sept. 13, 2009 (6-328)
 54.5 ... Drew Butler vs. San Diego, Sept. 8, 2014 (4-218)
 54.0 ... Scott Player vs. Seattle, Sept. 14, 2003 (4-206)
 53.3 ... Dave Mann at Pittsburgh, Oct. 13, 1957 (4-213)
 53.2 ... Rich Camarillo vs. Atlanta, Oct. 20, 1991 (5-266)
 53.0 ... Dave Zastudil at Tennessee, Dec. 15, 2013 (4-212)
 52.8 ... Jerry Norton at Philadelphia, Nov. 15, 1959 (5-264)

Opponent/Game (Min. 4 punts)

- 58.9 ... Shane Lechler vs. Houston, Nov. 10, 2013 (7-412)
 57.0 ... Mark Royals at New Orleans, Dec. 14, 1997 (6-342)
 56.9 ... Johnny Hekker at St. Louis, Oct. 4, 2012 (7-398)
 56.3 ... Donnie Jones at St. Louis, Nov. 22, 2009 (4-225)
 ... Jeff Locke at Minnesota, Nov. 20, 2016 (4-225)
 56.2 ... Britton Colquitt vs. Denver, Dec. 12, 2010 (5-281)
 56.0 ... Donnie Jones at St. Louis, Oct. 7, 2007 (4-224)
 55.6 ... Louie Aguiar vs. Kansas City, Oct. 1, 1995 (5-278)



MOST DOWNED PUNTS INSIDE THE 20

Career ("Punts Inside the 20" have been compiled since 1976)

- 179Scott Player, 1998-06
- 106Dave Zastudil, 2011-14
- 102Rich Camarillo, 1989-93
- 100Jeff Feagles, 1994-97
- 80Ben Graham, 2008-11
- 79Carl Birdsong, 1981-85

Season

- *46Dave Zastudil, 2012
- 42Ben Graham, 2009
- 35Dave Zastudil, 2013
- 34Drew Butler, 2014
- 33Jeff Feagles, 1994
- 32Scott Player, 2004
- 29Ben Graham, 2010
- 28Scott Player, 2002
- 24Dave Zastudil, 2011
- Jeff Feagles, 1997

*NFL record

LONGEST PUNT

Cardinals

- 84Doug Russell vs. Chicago, Sept. 11, 1938
- 81Mike Wood at N.Y. Giants, Dec. 10, 1978
- 78Ernie Nevers vs. Green Bay, Nov. 13, 1930
- Jerry Norton at Dallas, Nov. 5, 1961

Opponent

- 79Jordan Berry at Pittsburgh, Oct. 18, 2015
- 73Johnny Hekker at Los Angeles, Jan. 1, 2017
- 72Jeff Locke at Minnesota, Nov. 20, 2016
- 71Billy Lothridge at Dallas, Sept. 12, 1964

INDIVIDUAL PUNT RETURN RECORDS

TOTAL PUNT RETURNS

Career

- 193Vai Sihakema, 1986-90
- 173Patrick Peterson, 2011-
- 156Stump Mitchell, 1981-89
- 113Steve Breaston, 2007-10
- 80Terry Metcalf, 1973-77

Season

- 51Patrick Peterson, 2012
- 44Patrick Peterson, 2011
- Vai Sihakema, 1987
- 43Eric Metcalf, 1998
- Vai Sihakema, 1986
- 42Steve Breaston, 2007
- Reggie Swinton, 2005
- Karl Williams, 2004
- Stump Mitchell, 1981
- 41Patrick Robinson, 1994

PUNT RETURN YARDAGE

Career

- 2,152 ... Vai Sihakema, 1986-90
- 1,664 ... Patrick Peterson, 2011-
- 1,377 ... Stump Mitchell, 1981-89
- 921 ... Terry Metcalf, 1973-77
- 885 ... Steve Breaston, 2007-10

Season

- 699 ... Patrick Peterson, 2011#
- 550 ... Vai Sihakema, 1987
- 522 ... Vai Sihakema, 1986
- 462 ... Kevin Williams, 1997
- 461 ... Arnold Jackson, 2001

NFL rookie record

Game

- 145Vai Sihakema vs. Tampa Bay, Dec. 21, 1986
- 143Chuck Latourette at New Orleans, Sept. 29, 1968
- 142Johnny Roland at Philadelphia, Oct. 2, 1966
- 127Patrick Peterson vs. St. Louis, Nov. 6, 2011
- 112Patrick Peterson at Baltimore, Oct. 30, 2011



Two-time Pro Bowler Vai Sihakema (1986-90) is the franchise's all-time leader in punt returns and yardage.

Opponent/Game

- 152Devin Hester vs. Chicago, Oct. 16, 2006
- 139Tyler Lockett vs. Seattle, Jan. 3, 2016
- 128Dante Hall at Kansas City, Dec. 1, 2002
- Eddie Kennison vs. St. Louis, Sept. 29, 1996-OT
- 118Derrick Shepard at Washington, Oct. 3, 1987

LONGEST PUNT RETURN

- 99tPatrick Peterson vs. St. Louis, Nov. 6, 2011
- 95tFrank Bernardi at Washington, Oct. 14, 1956
- 89tPatrick Peterson vs. Carolina, Sept. 11, 2011
- 88tPhil Sarboe vs. N.Y. Giants, Oct. 17, 1935
- 86tChuck Latourette at New Orleans, Sept. 29, 1968
- Johnny Roland at Philadelphia, Oct. 2, 1966

Opponent/Game

- 98tDennis Morgan vs. Dallas, Oct. 13, 1974
- 90tDante Hall at Kansas City, Dec. 1, 2002
- 88tNick Miller at St. Louis, Nov. 27, 2011
- 83tDevin Hester vs. Chicago, Oct. 16, 2006
- 82tBernard Berrian vs. Minnesota, Dec. 14, 2008
- 81tLionel James at San Diego, Sept. 20, 1987

AVERAGE YARDS

Career

- 13.7 ... Charley Trippi, 1947-55 (63-864)
- 12.0 ... Willard Harrell, 1978-84 (71-854)
- 11.5 ... Terry Metcalf, 1973-77 (80-921)
- 11.2 ... Vai Sihakema, 1986-90 (193-2,152)
- 9.6 ... Patrick Peterson, 2011- (173-1,664)

Season (15 or more returns)

- 20.93... John "Red" Cochran, 1949 (15-314)
- 20.88... Jerry Davis, 1948 (16-334)
- 15.89... Patrick Peterson, 2011 (44-699)
- 13.15... Johnny Bailey, 1992 (20-263)
- 13.08... Terry Metcalf, 1974 (26-340)

Game

- 49.0 ... Patrick Peterson vs. Carolina, Sept. 11, 2011 (2-98)
- 47.7 ... Chuck Latourette at New Orleans, Sept. 29, 1968 (3-143)
- 47.3 ... Johnny Roland at Philadelphia, Oct. 2, 1966 (3-142)
- 38.0 ... Ted Ginn, Jr. at N.Y. Giants, Sept. 14, 2014 (2-76)
- 36.3 ... Vai Sihakema vs. Tampa Bay, Dec. 21, 1986 (4-145)
- 35.5 ... Steve Breaston vs. Minnesota, Dec. 6, 2009 (2-71)

Opponent/Game

- 44.5 ... Nick Miller at St. Louis, Nov. 27, 2011 (2-89)
- 39.3 ... Derrick Shepard at Washington, Oct. 4, 1987 (3-118)
- 37.5 ... Yamon Figurs at Baltimore, Sept. 23, 2007 (2-75)
- 34.8 ... Tyler Lockett vs. Seattle, Jan. 3, 2016 (4-139)
- 34.0 ... Devin Hester at Atlanta, Nov. 30, 2014 (2-68)

MOST TOUCHDOWNS

- 4Patrick Peterson, 2011*
- 3Ollie Matson, 1954, '55 (2)
- Vai Sihakema, 1986 (2), '87
- 2Phil Sarboe, 1935
- Jerry Davis, 1948
- Charley Trippi, 1948
- John "Red" Cochran, 1949
- Billy Stacy, 1959
- Bobby Joe Conrad, 1959, '61
- Johnny Roland, 1966, '70

* Ties NFL single-season record



INDIVIDUAL KICKOFF RETURN RECORDS

TOTAL KICKOFF RETURNS

Career

- 177Stump Mitchell, 1981-89
- 164Vai Sihakema, 1986-90
- 163LaRod Stephens-Howling, 2009-12
- 151MarTay Jenkins, 2000-02
- 114J.J. Arrington, 2005-08
- 107Terry Metcalf, 1973-77
- 105Josh Scobey, 2003-04

Season

- 82MarTay Jenkins, 2000
- 73Josh Scobey, 2003
- 67J.J. Arrington, 2006
- 63Reggie Swinton, 2005
- 62Steve Breaston, 2007

Game

- 9Steve Breaston at New England, Dec. 21, 2008
- Josh Scobey at Cleveland, Nov. 16, 2003
- 8J.J. Arrington at Philadelphia, Nov. 27, 2008
- J.J. Arrington vs. N.Y. Giants, Nov. 23, 2008
- J.J. Arrington at Atlanta, Oct. 1, 2006
- MarTay Jenkins at Jacksonville, Dec. 10, 2000
- 721 times, last by LaRod Stephens-Howling, 2010

Opponent/Game

- 8Gary Ellerson vs. Green Bay, Sept. 29, 1985
- 7Eric Decker vs. Denver, Dec. 12, 2010
- Larry Foster vs. Detroit, Nov. 18, 2001
- Jimmy Edwards vs. Minnesota, Nov. 4, 1979

KICKOFF RETURN YARDAGE

Career

- 4,067LaRod Stephens-Howling, 2009-12
- 4,007Stump Mitchell, 1981-89
- 3,865MarTay Jenkins, 2000-02
- 3,501Vai Sihakema, 1986-90
- 2,804Terry Metcalf, 1973-77
- 2,694J.J. Arrington, 2005-08
- 2,454Ollie Matson, 1952, '54-58

Season

- *2,186 ...MarTay Jenkins, 2000
- 1,684Josh Scobey, 2003
- 1,548LaRod Stephens-Howling, 2010
- 1,520J.J. Arrington, 2006
- 1,458 ...Kevin Williams, 1997
- 1,456 ...Reggie Swinton, 2005

Game

- 252Josh Scobey at St. Louis, Sept. 28, 2003
- 232J.J. Arrington vs. N.Y. Giants, Nov. 23, 2008
- 220J.J. Arrington at Minnesota, Nov. 26, 2006
- 207Kevin Williams vs. Atlanta, Dec. 21, 1997
- 203George Hoey vs. Philadelphia, Nov. 21, 1971
- 199Reggie Swinton at St. Louis, Nov. 20, 2005

Opponent/Game

- 253Derrick Witherspoon vs. Philadelphia, Nov. 24, 1996
- 225Herb Mul-Key vs. Washington, Sept. 23, 1973
- *NFL record

LONGEST KICKOFF RETURN

- 108t.....David Johnson at Chicago, Sept. 20, 2015
- 106t.....Roy Green at Dallas, Oct. 21, 1979
- 105t.....Frank Seno at N.Y. Giants, Oct. 20, 1946
- Ollie Matson at Washington, Oct. 14, 1956
- 103t.....George Hoey vs. Philadelphia, Nov. 21, 1971
- 102t.....LaRod Stephens-Howling vs. Oakland, Sept. 26, 2010
- Doug Russell vs. Cincinnati, Sept. 23, 1934
- 101t.....Ollie Matson vs. Pittsburgh, Nov. 23, 1958
- 100t.....Josh Scobey at St. Louis, Sept. 28, 2003
- John Gilliam at Green Bay, Dec. 21, 1969
- Ollie Matson vs. Chicago, Oct. 5, 1952

Opponent/Game

- 104t.....Cordarrelle Patterson at Minnesota, Nov. 20, 2016
- Allen Rossum vs. San Francisco, Nov. 10, 2008
- 100t.....Dennis Pearson vs. Atlanta, Dec. 17, 1978

AVERAGE YARDS

Career

- 28.5 ...Ollie Matson, 1952, '54-58
- 26.2 ...Terry Metcalf, 1973-77
- 25.6 ...MarTay Jenkins, 2000-02
- 25.0 ...LaRod Stephens-Howling, 2009-12
- 23.6 ...J.J. Arrington, 2005-08
- 23.3 ...Josh Scobey, 2003-04
- 23.1 ...Roy Green, 1979-90

Season (15 or more attempts)

- 35.5 ...Ollie Matson, 1958 (14-497)
- 31.2 ...Terry Metcalf, 1974 (20-623)
- Ollie Matson, 1952 (20-623)
- 29.2 ...Jerry Davis, 1948 (15-437)
- 28.3 ...Don Paul, 1951 (15-424)

Game (Min. 3 attempts)

- 48.3 ...John Gilliam at Green Bay, Dec. 21, 1969 (3-145)
- 47.0 ...Terry Metcalf at Houston, Oct. 20, 1974 (3-141)
- 46.3 ...Les Goble vs. N.Y. Giants, Sept. 26, 1954 (4-185)
- 43.3 ...MarTay Jenkins at Minnesota, Nov. 12, 2000 (4-173)
- 43.0 ...Chuck Latourette at Philadelphia, Nov. 3, 1968 (3-129)

Opponent/Game

- 60.0 ...Domenik Hixon vs. N.Y. Giants, Nov. 23, 2008 (3-180)
- 59.0 ...Timmy Brown at Philadelphia, Sept. 22, 1963 (3-177)

MOST TOUCHDOWNS

Career

- 6Ollie Matson, 1952 (2), '54, '56, '58 (2)
- 3LaRod Stephens-Howling, 2009-12
- 2J.J. Arrington, 2005-08
- MarTay Jenkins, 2000, '02
- Les Goble, 1954
- Terry Metcalf, 1974-75

Season

- 2LaRod Stephens-Howling, 2010
- Ollie Matson, 1952, '58
- Les Goble, 1954

COMBINED KICK RETURN YARDAGE

Season

- 2,187 ...MarTay Jenkins, 2000 (2,186 kickoff-1 punt)
- 1,920 ...Kevin Williams, 1997 (1,458 kickoff-462 punt)
- 1,788 ...Reggie Swinton, 2005 (1,456 kickoff-332 punt)
- 1,786 ...Steve Breaston, 2007 (1,391 kickoff-395 punt)
- 1,737 ...Stump Mitchell, 1981 (1,292 kickoff-445 punt)



Hall of Fame RB Ollie Matson holds the franchise record for career kickoff return TDs (6).



INDIVIDUAL FUMBLE RECORDS

TOTAL FUMBLES

Season

- 16Dave Krieg, 1995
- 15Terry Metcalf, 1976
Sam Etcheverry, 1961
Paul Christman, 1946
- 14Carson Palmer, 2016
....Terry Metcalf, 1974
John David Crow, 1962

Game

- 6Sam Etcheverry at N.Y. Giants, Sept. 17, 1961
- 5Paul Christman at Green Bay, Oct. 10, 1946

OPPONENT FUMBLES RECOVERED

Career

- 19Mark Arneson, 1972-80
Roger Wehrli, 1969-82
- 16Bill Koman, 1959-67
- 14Chuck Walker, 1964-72
- 12Darnell Dockett, 2004-14
Aeneas Williams, 1991-2000
Larry Wilson, 1960-72
Larry Stallings, 1963-75
Dale Meinert, 1958-67
Leo Sugar, 1954-60

Season

- 5Michael Bankston, 1993
Chuck Walker, 1969
Tom Wham, 1950

Game

- 3Corwin Clatt at Detroit, Nov. 6, 1949
- 2Many times, most recently by Jerraud Powers vs. Green Bay, Dec. 27, 2015

OWN FUMBLES RECOVERED

Season

- 8Paul Christman, 1945
- 7Dave Krieg, 1995
Terry Metcalf, 1974
John Roach, 1960

Game

- 4Sam Etcheverry at N.Y. Giants, Sept. 17, 1961

MOST FUMBLES RETURNED FOR TOUCHDOWN

Career

- 3Leo Sugar, 1954, '57 (2)
- 2Kerry Rhodes, 2010 (2)
Darnell Dockett, 2008, '10
Adrian Wilson, 2004, '06
Aeneas Williams, 1993, '00
Rod Saddler, 1989, '91
Larry Stallings, 1965, '69
Larry Wilson, 1963, '69
Don Brumm, 1965, '68

Season

- *2Kerry Rhodes, 2010
Leo Sugar, 1957
*Ties NFL record

LONGEST FUMBLE RETURN

- *104...Aeneas Williams vs. Washington, Nov. 5, 2000 (TD)
- 99Adrian Wilson at Minnesota, Nov. 26, 2006 (TD)
- 93James Sanders vs. Philadelphia, Sept. 23, 2012 (TD)
- 88Larry Wilson at Green Bay, Dec. 21, 1969 (TD)
- 85Eric Hill at L.A. Rams, Sept. 1, 1991 (TD)
- 83Vince Banonis vs. N.Y. Giants, Nov. 30, 1947 (TD)

*Equals NFL record

INDIVIDUAL LONGEVITY RECORDS

Service

Most Seasons

- 18Jim Hart, 1966-83
- 17Jim Bakken, 1962-78
- 15Jackie Smith, 1963-77
- 14Roger Wehrli, 1969-82
Larry Stallings, 1963-76
Ernie McMillan, 1961-74
- 13Larry Fitzgerald, 2004-
Larry Wilson, 1960-72
Luis Sharpe, 1982-94
- 12Adrian Wilson, 2001-12
Roy Green, 1979-90
Ken Gray, 1958-69
Dan Dierdorf, 1971-78, '80-83
Mel Gray, 1971-82

Most Consecutive Games Played

- 234Jim Bakken, 1962-78
- 162Ernie McMillan, 1961-73
- 160Aeneas Williams, 1991-2000
- 148Bobby Joe Conrad, 1958-68
- 134Tom Brahaney, 1973-80
- 121Jackie Smith, 1963-71

Most Games Played

- 234Jim Bakken, 1962-78
- 202Larry Fitzgerald, 2004-
199Jim Hart, 1966-83
- 198Jackie Smith, 1963-77
- 193Roger Wehrli, 1969-82
- 189Luis Sharpe, 1982-94
- 181Adrian Wilson, 2001-12
Larry Stallings, 1963-76
- 178Ernie McMillan, 1961-74
- 169Roy Green, 1979-90
Larry Wilson, 1960-72
- 160Aeneas Williams, 1991-2000
Dan Dierdorf, 1971-83

Most Seasons, Head Coach

- 6Ken Whisenhunt, 2007-12
Jim Hanifan, 1980-85
Jim Conzelman, 1940-42, '46-48
- 5Don Coryell, 1973-77
Charley Winner, 1966-70
- 4Bruce Arians, 2013-
Vince Tobin, 1996-2000
Joe Bugel, 1990-93
Wally Lemm, 1962-65
Frank "Pop" Ivy, 1958-61
Milan Creighton, 1935-38



BIGGEST COMEBACKS — FRANCHISE HISTORY

25 POINTS

11/8/87 vs. Tampa Bay

Final Score 31-28

Down 28-3 entering the 4th Quarter; cut lead to 28-10 early in the 4th Quarter

QTR	TEAM	BOX SCORE	TAM	STL
1st	TAM	Mark Carrier 5-yard pass from Steve DeBerg (Donald Igwebuike kick)	7	0
2nd	TAM	Gerald Carter 3-yard pass from Steve DeBerg (Donald Igwebuike kick)	14	0
	STL	Jim Gallery 31-yard field goal	14	3
3rd	TAM	Jeff Smith 34-yard pass from Steve DeBerg (Donald Igwebuike kick)	21	3
	TAM	Jeff Smith 3-yard rush (Donald Igwebuike kick)	28	3
4th	STL	Robert Awalt 4-yard pass from Neil Lomax (Jim Gallery kick)	28	10
	STL	Niko Noga 24-yard fumble return (Jim Gallery kick)	28	17
	STL	J.T. Smith 11-yard pass from Neil Lomax (Jim Gallery kick)	28	24
	STL	J.T. Smith 17-yard pass from Neil Lomax (Jim Gallery kick)	28	31

23 POINTS

11/6/88 vs. San Francisco

Final Score 24-23

Down 23-0 in the 3rd Quarter; cut lead to 23-7 by the end of the 3rd Quarter and 23-10 early in the 4th Quarter

QTR	TEAM	BOX SCORE	SF	PHO
1st	SF	Mike Cofer 42-yard field goal	3	0
2nd	SF	Roger Craig 3-yard rush (Mike Cofer kick)	10	0
	SF	Mike Cofer 27-yard field goal	13	0
	SF	Mike Cofer 30-yard field goal	16	0
3rd	SF	Brent Jones 3-yard pass from Steve Young (Mike Cofer kick)	23	0
	PHO	Roy Green 35-yard pass from Neil Lomax (Al Del Greco kick)	23	7
4th	PHO	Al Del Greco 24-yard field goal	23	10
	PHO	Ernie Jones 5-yard pass from Neil Lomax (Al Del Greco kick)	23	17
	PHO	Roy Green 9-yard pass from Neil Lomax (Al Del Greco kick)	23	24

21 POINTS

9/12/99 at Philadelphia

Final Score 25-24

Down 21-0 after 1st Quarter; Philly took 24-6 lead into 3rd Quarter; cut lead to 24-12 in 3rd Quarter

QTR	TEAM	BOX SCORE	ARI	PHI
1st	PHI	Duce Staley 24-yard rush (Norm Johnson kick)	0	7
	PHI	Duce Staley 3-yard pass from Doug Pederson (Norm Johnson kick)	0	14
	PHI	Luther Broughton 15-yard pass from Doug Pederson (Norm Johnson kick)	0	21
2nd	ARI	Chris Jacke 31-yard field goal	3	21
	ARI	Chris Jacke 25-yard field goal	6	21
	PHI	Norm Johnson 25-yard field goal	6	24
3rd	ARI	Mario Bates 1-yard rush (pass failed)	12	24
4th	ARI	Chris Jacke 32-yard field goal	15	24
	ARI	Rob Moore 20-yard pass from Jake Plummer (Chris Jacke kick)	22	24
	ARI	Chris Jacke 31-yard field goal	25	24

21 POINTS

12/4/49 at L.A. Rams

Final Score 31-27

Down 24-3 in the 3rd Quarter; cut lead to 24-10 in 3rd Quarter and 24-17 early in the 4th Quarter

QTR	TEAM	BOX SCORE	CRD	RAM
1st	RAM	Bob Shaw 71-yard pass from Bob Waterfield (Bob Waterfield kick)	0	7
	RAM	Bob Waterfield 43-yard field goal	0	10
	CRD	Pat Harder 13-yard field goal	3	10
2nd	RAM	Bob Waterfield 1-yard rush (Bob Waterfield kick)	3	17
3rd	RAM	Vitamin Smith 51-yard punt return (Bob Waterfield kick)	3	24
	CRD	Charlie Trippi 6-yard rush (Pat Harder kick)	10	24
4th	CRD	Bill Blackburn 12-yard interception return (Pat Harder kick)	17	24
	RAM	Bob Waterfield 16-yard field goal	17	27
	CRD	Babe Dimancheff 50-yard pass from Paul Christman (Pat Harder kick)	24	27
	CRD	Billy Dewell 24-yard pass from Paul Christman (Pat Harder kick)	31	27



18 POINTS

10/4/92 vs. Washington

Final Score 27-24

Down 24-6 in the 4th Quarter

QTR	TEAM	BOX SCORE	WAS	PHO
1st	WAS	Ricky Sanders 19-yard pass from Mark Rypien (Chip Lohmiller kick)	7	0
	WAS	Earnest Byner 9-yard rush (Chip Lohmiller kick)	14	0
2nd	WAS	Chip Lohmiller 33-yard field goal	17	0
3rd	PHO	Ivory Lee Brown 1-yard rush (kick failed)	17	6
	WAS	Earnest Byner 3-yard rush (Chip Lohmiller kick)	24	6
4th	PHO	Robert Massey 31-yard interception return (Greg Davis kick)	24	13
	PHO	Robert Massey 41-yard interception return (Greg Davis kick)	24	20
	PHO	Larry Centers 9-yard pass from Chris Chandler (Greg Davis kick)	24	27

17 POINTS

12/11/83 at L.A. Raiders

Final Score 34-24

Down 17-0 in the 2nd Quarter; Raiders had 24-7 lead in 2nd Quarter but Cardinals cut lead to 24-20 at halftime

QTR	TEAM	BOX SCORE	STL	RAI
1st	RAI	Kenny King 34-yard pass from Jim Plunkett (Chris Bahr kick)	0	7
	RAI	Chris Bahr 22-yard field goal	0	10
	RAI	Cliff Branch 5-yard pass from Jim Plunkett (Chris Bahr kick)	0	17
2nd	STL	Ottis Anderson 1-yard rush (Neil O'Donoghue kick)	7	17
	RAI	Marcus Allen 20-yard pass from Jim Plunkett (Chris Bahr kick)	7	24
	STL	Doug Marsh 1-yard pass from Neil Lomax (kick failed)	13	24
	STL	Elois Grooms 40-yard fumble return (Neil O'Donoghue kick)	20	24
3rd	STL	Wayne Morris 3-yard rush (Neil O'Donoghue kick)	27	24
4th	STL	Pat Tilley 15-yard pass from Neil Lomax (Neil O'Donoghue kick)	34	24

17 POINTS

9/29/68 at New Orleans

Final Score 21-20

Down 17-0 heading into the 4th Quarter

QTR	TEAM	BOX SCORE	STL	NOR
1st	NOR	Charlie Durkee 21-yard field goal	0	3
2nd	NOR	Danny Abramowicz 29-yard pass from Billy Kilmer (Charlie Durkee kick)	0	10
3rd	NOR	Danny Abramowicz 10-yard pass from Billy Kilmer (Charlie Durkee kick)	0	17
4th	STL	Chuck Latourette 86-yard punt return (Jim Bakken kick)	7	17
	STL	Dave L. Williams 9-yard pass from Charley Johnson (Jim Bakken kick)	14	17
	NOR	Charlie Durkee 36-yard field goal	14	20
	STL	Willis Crenshaw 1-yard rush (Jim Bakken kick)	21	20

17 POINTS

10/13/63 vs. Pittsburgh

Final Score 24-23

Down 20-3 in the 3rd Quarter; cut lead to 23-10 by end of the 3rd Quarter and 23-17 early in the 4th quarter

QTR	TEAM	BOX SCORE	PIT	STL
1st	STL	Jim Bakken 44-yard field goal	0	3
	PIT	Lou Michaels 45-yard field goal	3	3
2nd	PIT	Red Mack 83-yard pass from Ed Brown (Lou Michaels kick)	10	3
	PIT	Lou Michaels 47-yard field goal	13	3
	PIT	Ed Brown 1-yard rush (Lou Michaels kick)	20	3
3rd	STL	Jackie Smith 10-yard pass from John David Crow (Jim Bakken kick)	20	10
	PIT	Lou Michaels 46-yard field goal	23	10
4th	STL	Jackie Smith 55-yard pass from Charley Johnson (Jim Bakken kick)	23	17
	STL	Bobby Joe Conrad 28-yard pass from Charley Johnson (Jim Bakken kick)	23	24



17 POINTS

10/1/61 at Philadelphia

Final Score 30-27

Down 17-0 in the 2nd Quarter

QTR	TEAM	BOX SCORE	STL	PHI
1st	PHI	Billy Ray Barnes 3-yard pass from Sonny Jurgensen (Bobby Walston kick)	0	7
	PHI	Dick Lucas 3-yard pass from Sonny Jurgensen (Bobby Walston kick)	0	14
2nd	PHI	Bobby Walston 19-yard field goal	0	17
	STL	Prentice Gautt 12-yard pass from Sam Etcheverry (Gerry Perry kick)	7	17
	STL	Sonny Randle 35-yard pass from Sam Etcheverry (Gerry Perry kick)	14	17
	PHI	Bobby Walston 16-yard field goal	14	20
3rd	PHI	Billy Ray Barnes 2-yard pass from Sonny Jurgensen (Bobby Walston kick)	14	27
	STL	Taz Anderson 1-yard rush (kick failed)	20	27
4th	STL	Prentice Gautt 54-yard rush (Gerry Perry kick)	27	27
	STL	Gerry Perry 27-yard field goal	30	27

16 POINTS

11/20/77 vs. Philadelphia

Final Score 21-16

Down 16-0 in the 3rd Quarter

QTR	TEAM	BOX SCORE	PHI	STL
2nd	PHI	Harold Carmichael 13-yard pass from Ron Jaworski (kick failed)	6	0
	PHI	Ove Johansson 32-yard field goal	9	0
3rd	PHI	Charlie A. Smith 15-yard pass from Ron Jaworski (Ove Johansson kick)	16	0
	STL	Jim Otis 25-yard rush (Jim Bakken kick)	16	7
	STL	Mel Gray 69-yard pass from Jim Hart (Jim Bakken kick)	16	14
4th	STL	Jim Otis 1-yard rush (Jim Bakken kick)	16	21

16 POINTS

11/9/75 at Philadelphia

Finals Score 24-23

Down 23-7 in the 3rd Quarter

QTR	TEAM	BOX SCORE	STL	PHI
1st	PHI	Charle Young 13-yard pass from Roman Gabriel (Horst Muhlmann kick)	0	7
	PHI	Horst Muhlmann 37-yard field goal	0	10
	STL	Jim Otis 3-yard pass from Jim Hart (Jim Bakken kick)	7	10
2nd	PHI	Po James 47-yard pass from Roman Gabriel (Horst Muhlmann kick)	7	17
	PHI	Horst Muhlmann 27-yard field goal	7	20
3rd	PHI	Horst Muhlmann 25-yard field goal	7	23
	STL	Terry Metcalf 1-yard rush (Jim Bakken kick)	14	23
4th	STL	Jim Hart 5-yard rush (Jim Bakken kick)	21	23
	STL	Jim Bakken 30-yard field goal	24	23

15 POINTS

9/7/97 vs. Dallas

Final Score 25-22 (OT)

Down 22-7 in the 3rd Quarter

QTR	TEAM	BOX SCORE	DAL	ARI
1st	DAL	Richie Cunningham 24-yard field goal	3	0
	DAL	Richie Cunningham 47-yard field goal	6	0
2nd	ARI	Leeland McElroy 10-yard rush (Kevin Butler kick)	6	7
	DAL	Richie Cunningham 37-yard field goal	9	7
	DAL	Chad Hennings 4-yard fumble return (Richie Cunningham kick)	16	7
	DAL	Richie Cunningham 34-yard field goal	19	7
3rd	DAL	Richie Cunningham 28-yard field goal	22	7
	ARI	Frank Sanders 7-yard pass from Kent Graham (Kevin Butler kick)	22	14
4th	ARI	Pat Carter 1-yard pass from Kent Graham (Rob Moore pass from Kent Graham)	22	22
OT	ARI	Kevin Butler 20-yard field goal	22	25



TEAM SCORING RECORDS

MOST POINTS SCORED

Season	
489	2015
427	2008
423	1984
418	2016
404	2007
395	1948
379	2013
375	2009

Game

65	At N.Y. Bulldogs, Nov. 13, 1949
63	At N.Y. Giants, Oct. 17, 1948
60	Vs. Rochester, Oct. 7, 1923

MOST POINTS BOTH TEAMS

Game

98	Cardinals 63 at N.Y. Giants 35, Oct. 17, 1948
93	Cardinals 42 vs. New Orleans 51, Nov. 2, 1969
91	Cardinals 35 at N.Y. Jets 56, Sept. 28, 2008
89	Cardinals 41 vs. New Orleans 48, Dec. 18, 2016
87	Cardinals 45 at Washington 42, Nov. 22, 1998

MOST TDS SCORED

Season

58	2015
53	1948
51	2016, 2008, 1984
49	2007
48	1949
47	1983
46	2009, 1987

Game

9	At N.Y. Bulldogs, Nov. 13, 1949
	At N.Y. Giants, Oct. 17, 1948
	Vs. Rochester, Oct. 7, 1923
8	Vs. Detroit, Nov. 7, 1948
	Vs. Baltimore, Oct. 2, 1950
	At Minnesota, Oct. 6, 1963

Both Teams/Game

14	Cardinals 9 at N.Y. Giants 5, Oct. 17, 1948
13	Cardinals 6 vs. New Orleans 7, Nov. 2, 1969
12	Cardinals 6 vs. New Orleans 6, Dec. 18, 2016
	Cardinals 5 at N.Y. Jets 7, Sept. 28, 2008
	Cardinals 9 at N.Y. Bulldogs 3, Nov. 13, 1949

MOST TDS RUSHING

Season

25	1948
24	1979
22	1968
21	1984, 1949

Game

6	Vs. Chicago Bears, Nov. 28, 1929
---------	----------------------------------

MOST TDS PASSING

Season

35	2015
32	2007
31	2008
30	1963
29	1983
28	2016, 1984
27	2009
26	1988
25	1987

Game

6	At N.Y. Bulldogs, Nov. 13, 1949
	Vs. Baltimore, Oct. 2, 1950
	At Cleveland, Sept. 26, 1965
	Vs. New Orleans, Nov. 2, 1969
5	Four times, most recently at Chicago, Nov. 8, 2009

Both Teams/Game

*12	Cardinals 6 vs. New Orleans 6, Nov. 2, 1969
10	Cardinals 4 at Chicago Bears 6, Dec. 5, 1937
9	Three times, most recently Cardinals 4 at Washington 5, Nov. 9, 1958
	*NFL record

MOST TDS BY INTERCEPTION

Season

6	2007
5	1961, 1964
4	2015, 2013, 1995

Game

2	Many times, most recently vs. San Francisco, Sept. 27, 2015
---------	---

MOST TDS BY KO RETURN

Season

3	1954
2	2010, 1958, 1952, 1934

Game

1	Many times, most recently at Chicago, Sept. 20, 2015
---------	--

MOST TDS BY PUNT RETURN

Season

5	1959
4	2011, 1948

Game

2	Vs. N.Y. Giants, Nov. 22, 1959
	Vs. Pittsburgh, Nov. 1, 1959
	Vs. Tampa Bay, Dec. 21, 1986

MOST PATS SCORED

Season

53	2015, 1948
48	1984
47	2007
46	1949
45	2009, 1983

Game

9	Vs. N.Y. Giants, Oct. 17, 1948
8	At Minnesota, Oct. 6, 1963
	Vs. N.Y. Bulldogs, Nov. 13, 1949
	Vs. Detroit, Nov. 7, 1948

Both Teams/Game

14	Cardinals 9 at N.Y. Giants 5, Oct. 17, 1948
12	Cardinals 6 vs. New Orleans 6, Nov. 2, 1969
11	Cardinals 5 vs. New Orleans 6, Dec. 18, 2016
	Cardinals 4 at N.Y. Jets 7, Sept. 28, 2008
	Cardinals 6 vs. Philadelphia 5, Dec. 16, 1962

MOST FGS ATTEMPTED

Season

45	2005
40	1966
39	1995, 1967
38	1964

Game

9	At Pittsburgh, Sept. 24, 1967
7	At Atlanta, Dec. 9, 1973
	At Atlanta, Dec. 11, 1966
6	11 times, most recently vs. Denver, Dec. 12, 2010

MOST FGS MADE

Season

43	2005
39	2013, 1995
29	2014
28	2015, 2006
27	1967
25	2012, 2008, 1964
24	2010

Game

7	At Pittsburgh, Sept. 24, 1967
6	Vs. San Francisco, Oct. 2, 2005 (Mexico City)
	At Atlanta, Dec. 9, 1973

5	Vs. St. Louis, Oct. 4, 2015
	Vs. Denver, Dec. 12, 2010
	Vs. Green Bay, Sept. 19, 1976
	Vs. Philadelphia, Dec. 13, 1964
4	Many times, most recently at St. Louis, Dec. 11, 2014

Both Teams/Game

8	Cardinals 4 at Cleveland 4, Sept. 20, 1964
7	Cardinals 4 at Atlanta 3, Nov. 18, 2012
	Cardinals 5 vs. Denver 2, Dec. 12, 2010
	Cardinals 3 at Baltimore 4, Sept. 23, 2007
	Cardinals 1 at Atlanta 6, Oct. 1, 2006
	Cardinals 4 at Seattle 3, Sept. 25, 2005
	Cardinals 3 at Miami 4, Sept. 12, 1999
	Cardinals 2 at Philadelphia 5, Dec. 22, 1996
	Cardinals 3 vs. Chicago 4, Nov. 27, 1994
	Cardinals 6 at Atlanta 1, Dec. 9, 1973
	Cardinals 7 at Pittsburgh 0, Sept. 24, 1967

CONSECUTIVE GAMES SCORING FGS

19	Game 16 in 2004-Game 2 in 2006
	Game 4 in 1966-Game 8 in 1967

HIGHEST SCORE BY QUARTERS

First Quarter

27	Vs. Green Bay, Nov. 27, 1949
----------	------------------------------

Second Quarter

31	Vs. N.Y. Bulldogs, Nov. 13, 1949
----------	----------------------------------

Third Quarter

35	Vs. Boston, Oct. 24, 1948
----------	---------------------------

Fourth Quarter

28	Vs. Tampa Bay, Nov. 8, 1987
	Vs. Philadelphia, Dec. 7, 1947
	Vs. Pittsburgh, Nov. 30, 1969
	At Minnesota, Oct. 6, 1963
	Vs. Baltimore, Oct. 2, 1950

SCORE BY QUARTERS BOTH TEAMS

First Quarter

28	Cardinals 0 at Minnesota 28
	Oct. 9, 2011
	Cardinals 21 vs. San Francisco 7, Sept. 10, 2006
	Cardinals 14 at Dallas 14, Nov. 23, 1967

Second Quarter

47	Cardinals 27 vs. Philadelphia 20, Dec. 13, 1964
----------	---

Third Quarter

35	Cardinals 14 at Dallas 21, Sept. 28, 1975
	Cardinals 35 vs. Boston 0, Oct. 24, 1948

Fourth Quarter

42	Cardinals 28 at Philadelphia 14, Dec. 7, 1947
----------	---

SCORE BY HALVES

First Half

42	At N.Y. Giants, Oct. 17, 1948
38	At Washington, Oct. 22, 1950
	At N.Y. Bulldogs, Nov. 13, 1949
37	Vs. San Diego, Nov. 20, 1983
35	At Cleveland, Sept. 26, 1965
	Vs. Pittsburgh, Nov. 1, 1959
34	Vs. Green Bay, Nov. 27, 1949
31	Five times, most recently vs. San Francisco, Sept. 27, 2015

Second Half

48	Vs. Baltimore, Oct. 2, 1950
42	At Philadelphia, Dec. 7, 1947
38	Vs. Dallas, Dec. 9, 1962
35	At N.Y. Jets, Sept. 28, 2008
	Vs. Pittsburgh, Nov. 30, 1969
	At Minnesota, Oct. 6, 1963
	Vs. Boston, Oct. 24, 1948
33	At Los Angeles, Sept. 23, 1960
31	Four times, most recently vs. Detroit, Nov. 18, 2001



TEAM FIRST DOWN RECORDS

MOST FIRST DOWNS

Season	
373	2015
368	2016
345	1984
336	1988
329	2013
328	2008

Game

33 ...	At N.Y. Jets, Sept. 28, 2008
32 ...	At Washington, Nov. 11, 1996 (OT)
	At N.Y. Bulldogs, Nov. 13, 1949
31 ...	Vs. Washington, Nov. 16, 1975
30 ...	At Seattle, Nov. 15, 2015
	At Green Bay, Jan. 2, 2000
	At L.A. Rams, Oct. 2, 1988
	Vs. Philadelphia, Dec. 16, 1962

Both Teams/Game

59 ...	Cardinals 26 vs. New Orleans 33, Dec. 18, 2016
57 ...	Cardinals 32 at Washington 25, Nov. 10, 1996 (OT)
56 ...	Cardinals 24 at Tennessee 32, Dec. 15, 2013 (OT)
	Cardinals 33 at N.Y. Jets 23, Sept. 28, 2008
	Cardinals 30 at Green Bay 26, Jan. 2, 2000
	Cardinals 25 at Washington, 31, Nov. 22, 1998

MOST FIRST DOWNS RUSHING

Season	
145	1979
140	1976
135	1981, 1948
131	1975

Game

23	At New Orleans, Oct. 5, 1980
19	Vs. Green Bay, Dec. 5, 1948
18	Vs. Minnesota, Nov. 4, 1979
17	At N.Y. Giants, Dec. 12, 1976
	At Philadelphia, Sept. 22, 1963

Both Teams/Game

28	Cardinals 17 at N.Y. Giants 11, Dec. 12, 1976
	Cardinals 8 at Cleveland 20, Nov. 12, 1958
27	Cardinals 9 at Oakland 18, Oct. 7, 1973
	Cardinals 15 at Pittsburgh 12, Nov. 1, 1959
	Cardinals 17 at N.Y. Bulldogs 10, Nov. 13, 1949

MOST FIRST DOWNS PASSING

Season	
237	2015
231	2008
229	2016
224	2005
215	2009
214	1996
210	2007
205	2013

Game

26	At N.Y. Jets, Sept. 28, 2008
23	At Washington, Nov. 10, 1996 (OT)
	Vs. St. Louis, Sept. 29, 1996 (OT)
22	Vs. Atlanta, Dec. 23, 2007
	Vs. Philadelphia, Dec. 13, 1964
21	At Green Bay, Jan. 2, 2000
	Vs. New Orleans, Dec. 20, 1998
	Vs. Dallas, Nov. 15, 1998
	Vs. Atlanta, Nov. 26, 1995 (OT)
	Vs. Dallas, Nov. 11, 1984

Both Teams/Game

40	Cardinals 26 at N.Y. Jets 14, Sept. 28, 2008
---------	--

39	Cardinals 19 at Minnesota 20, Nov. 26, 2006
	Cardinals 17 vs. Detroit 22, Nov. 18, 2001
37	Cardinals 17 vs. New Orleans 20, Dec. 18, 2016
35	Cardinals 12 at Tennessee 23, Dec. 15, 2013 (OT)
	Cardinals 22 vs. Atlanta 13, Dec. 23, 2007
	Cardinals 21 vs. New Orleans 14, Dec. 20, 1998
	Cardinals 19 vs. Philadelphia 16, Nov. 24, 1996

MOST FIRST DOWNS BY PENALTY

Season	
44	2015, 2014
42	2016, 2004
40	2013
38	1998
36	1995

Game

7 ...	At San Francisco, Nov. 29, 2015
	Vs. San Francisco, Sept. 21, 2014
	At N.Y. Giants, Oct. 8, 1995 (OT)
6 ...	At N.Y. Giants, Sept. 14, 2014
	At Seattle, Dec. 22, 2013
	At St. Louis, Dec. 3, 2006
	At St. Louis, Sept. 27, 1998
	At L.A. Rams, Sept. 4, 1994
	Vs. Washington, Oct. 4, 1992

Both Teams/Game

11	Cardinals 6 at St. Louis, 5, Dec. 3, 2006
10	Cardinals 6 at N.Y. Giants 4, Sept. 14, 2014
	Cardinals 5 vs. Phila. 5, Oct. 10, 1976

TEAM TOTAL YARDS RECORDS

MOST YARDS GAINED

Season	
6,533	2015
6,345	1984
5,868	2016
5,852	2008
5,807	1988
5,575	2005
5,542	2013
5,510	2009

Game

615	At Washington, Nov. 10, 1996 (OT)
589	Vs. Philadelphia, Dec. 16, 1962
579	At N.Y. Giants, Oct. 17, 1948
572	At N.Y. Bulldogs, Nov. 13, 1949

Both Teams/Game

1,087 ...	Cardinals 589 vs. Philadelphia 498, Dec. 16, 1962
-----------	---

1,031 ...	Cardinals 615 at Washington 416, Nov. 10, 1996 (OT)
997 ...	Cardinals 445 vs. Miami 552, Sept. 30, 1984
986 ...	Cardinals 478 vs. New Orleans 508, Nov. 2, 1969

TEAM RUSHING RECORDS

MOST YARDS RUSHING

Season	
2,582	1979
2,560	1948
2,402	1975
2,356	1960

Game

330 ...	At New Orleans, Oct. 5, 1980
325 ...	Vs. Minnesota, Nov. 4, 1979
320 ...	At Green Bay, Oct. 10, 1948
319 ...	Vs. N.Y. Bulldogs, Oct. 30, 1949
316 ...	At Minnesota, Nov. 6, 1977

Both Teams/Game

489 ...	Cardinals 308 vs. N.Y. Giants 181, Oct. 30, 1949
---------	--

480 ...	Cardinals 148 vs. Cleveland 332, Nov. 12, 1958
465 ...	Cardinals 216 at N.Y. Giants 249, Nov. 30, 1947

HIGHEST AVERAGE

Season	
4.87	1960
4.82	1948
4.73	1985
4.66	1970

MOST ATTEMPTS RUSHING

Season	
580	1976
566	1979

559	1936
555	1975
554	1978

Game

70 ...	Vs. Green Bay, Dec. 5, 1948
69 ...	Vs. Green Bay, Nov. 6, 1936

Opponent/Game

60 ...	At N.Y. Giants, Dec. 4, 1977
--------	------------------------------

Both Teams/Game

*108 ...	Cardinals 70 vs. Green Bay 38, Dec. 5, 1948
101 ...	Cardinals 69 vs. Green Bay 32, Dec. 6, 1936

*NFL record

748 ...	Cardinals 280 at Chicago Bears 468, Dec. 11, 1949
740 ...	Cardinals 329 vs. Philadelphia 411, Oct. 26, 2014
728 ...	Cardinals 308 vs. Miami 428, Sept. 30, 1984
719 ...	Cardinals 507 at Washington 212, Nov. 10, 1996 (OT)
	Cardinals 374 vs. New Orleans 345, Nov. 2, 1969



MOST GROSS YARDS PASSING

Season	
4,875.....	2008
4,775.....	2015
4,723.....	2005
4,634.....	1984
4,425.....	2016
4,291.....	2013
4,228.....	2007
4,200.....	2009
4,191.....	1988

Game	
522 ...At Washington, Nov. 10, 1996 (OT)	
486 ...Vs. San Francisco, Nov. 25, 2007 (OT)	
472 ...At N.Y. Jets, Sept. 28, 2008	
468 ...At Washington, Dec. 16, 1984	
465 ...Vs. Dallas, Nov. 15, 1998	

MOST PASS ATTEMPTS

Season	
670.....	2005
646.....	2016
630.....	2008
613.....	1996
608.....	2012
602.....	1997
594.....	2009
590.....	2007

Game	
61.....At San Diego, Sept. 20, 1987	
59.....At Washington, Nov. 10, 1996 (OT)	
58.....Vs. St. Louis, Sept. 29, 1996 (OT)	
57.....At Cleveland, Sept. 18, 1994	
57.....At N.Y. Jets, Sept. 28, 2008	
56.....At Green Bay, Jan. 2, 2000	
56.....At N.Y. Giants, Sept. 11, 2005	
56.....Vs. Dallas, Nov. 15, 1998	

Both Teams/Game

104....Cardinals 42 vs. Philadelphia 62, Oct. 26, 2014	
96....Cardinals 41 at St. Louis 55, Sept. 12, 2010	
95....Cardinals 33 vs. Detroit 62, Nov. 18, 2001	
Cardinals 59 at Washington 36, Nov. 10, 1996 (OT)	
94....Cardinals 42 at Pittsburgh 52, Dec. 13, 1958	
92....Cardinals 51 at Minnesota 41, Nov. 26, 2006	
91....Cardinals 38 vs. Seattle 53, Nov. 15, 2009	
Cardinals 57 at N.Y. Jets 34, Sept. 28, 2008	
Cardinals 34 at San Francisco 57, Oct. 10, 2004	
Cardinals 57 at Green Bay 34, Jan. 2, 2000	

MOST PASS COMPLETIONS

Season	
419.....	2005
418.....	2008
392.....	2009
383.....	2016
363.....	2013
356.....	2007
353.....	2015
347.....	1984
337.....	2012

Game

40.....At N.Y. Jets, Sept. 28, 2008	
37.....Vs. St. Louis, Sept. 29, 1996 (OT)	
At Washington, Dec. 16, 1984	
36.....At Carolina, Oct. 26, 2008	
35.....At Carolina, Oct. 30, 2016	
.....Vs. Atlanta, Dec. 23, 2007	
.....Vs. San Francisco, Nov. 25, 2007 (OT)	
At Green Bay, Jan. 2, 2000	
At Washington, Nov. 10, 1996 (OT)	
34.....At Seattle, Oct. 18, 2009	
At Seattle, Dec. 19, 1993 (OT)	
33.....Vs. Buffalo, Oct. 5, 2008	

Both Teams/Game

65....Cardinals 28 vs. New Orleans 37, Dec. 18, 2016	
64....Cardinals 40 at N.Y. Jets 24, Sept. 28, 2008	
63....Cardinals 35 vs. Atlanta 28, Dec. 23, 2007 (OT)	
61....Cardinals 26 vs. Houston 35, Oct. 11, 2009	
60....Cardinals 35 vs. San Francisco 25, Nov. 25, 2007	
Cardinals 27 at St. Louis 33, Nov. 20, 2005	

HIGHEST COMPLETION PCT.

Season	
66.3.....	2008 (418-630)
66.0.....	2009 (392-594)
63.2.....	2013 (363-574)
62.8.....	2015 (353-562)
62.5.....	2005 (419-670)
61.3.....	1984 (347-566)
60.3.....	2007 (356-590)

Game (min. 15 attempts)

84.4.....Vs. St. Louis, Dec. 8, 2013 (27-32)	
At Jacksonville, Sept. 20, 2009 (27-32)	
82.4.....At N.Y. Jets, Nov. 23, 1975 (14-17)	
81.8.....At Atlanta, Jan. 2, 1994 (27-33)	
81.3.....At Philadelphia, Oct. 1, 1961 (13-16)	
80.4.....At Washington, Dec. 16, 1984 (37-46)	
79.1.....At Seattle, Oct. 18, 2009 (34-43)	
78.6.....Vs. Buffalo, Oct. 5, 2008 (33-42)	
78.1.....At Atlanta, Sept. 26, 2004 (25-32)	

TEAM INTERCEPTION RECORDS

MOST PASSES INTERCEPTED

Season	
33.....	1956, 1949
29.....	1955
28.....	1983

Game

7At N.Y. Bulldogs, Nov. 13, 1949	
6At Cleveland, Sept. 26, 1965	
At Philadelphia, Oct. 21, 1956	
Vs. Detroit, Sept. 30, 1946	

Both Teams/Game

11....Cardinals 8 vs. Philadelphia 3,	
Sept. 24, 1950	

MOST YARDS INTERCEPTION RETURNS

Season	
551.....	2007
486.....	1949
459.....	1961
451.....	1956

Game

186 ..Vs. Detroit, Dec. 16, 2012	
161 ..At Pittsburgh, Sept. 26, 1955	
158 ..At Green Bay, Oct. 16, 1949	
155 ..At Cincinnati, Nov. 18, 2007	
134 ..Vs. St. Louis, Dec. 30, 2007	
126 ..Vs. St. Louis, Nov. 23, 2003	

TEAM PENALTY RECORDS

MOST PENALTIES

Season	
145.....	2005
137.....	2007
128.....	1994
124.....	2004
119.....	1995

Opponent/Season

139.....	2004
130.....	2015, 2014
123.....	2016
122.....	2011
118.....	2007

Game

16....Vs. Green Bay, Sept. 13, 1936	
15....Vs. Philadelphia, Oct. 10, 1976	
Vs. Philadelphia, Nov. 2, 1958	

Opponent/Game

15....Vs. Philadelphia, Nov. 2, 1997	
At Detroit, Sept. 17, 1995	
Vs. Philadelphia, Nov. 30, 1952	

Both Teams/Game

27....Cardinals 12 vs. Philadelphia 15,	
Nov. 30, 1952	
26....Cardinals 15 vs. Philadelphia 11,	
Oct. 10, 1976	

MOST YARDS PENALIZED

Season	
1,183.....	2005
1,128.....	2007
1,090.....	1994
1,004.....	2011
954.....	1979
948.....	2004

Opponent/Season

1,202.....	2015
1,192.....	2014
1,121.....	2004
1,010.....	2016
981.....	1997
980.....	2001

Game

166Vs. Dallas, Oct. 9, 1977	
150Vs. N.Y. Giants, Sept. 11, 1994	
140At Chicago, Dec. 16, 1951	
Vs. Baltimore, Oct. 2, 1950	

Opponent/Game

170 ...At Chicago, Sept. 20, 2015	
168 ...Vs. San Francisco, Oct. 24, 1971	

Both Teams/Game

262 ..Cardinals 105 vs. Philadelphia 157,	
Nov. 30, 1952	
249 ..Cardinals 136 vs. Seattle 113,	
Nov. 15, 2009	
245 ..Cardinals 140 vs. Baltimore 105,	
Oct. 2, 1950	

TEAM PUNTING RECORDS

MOST PUNTS

Season	
112.....	2012
102.....	1978
100.....	1980
99.....	2004
98.....	1994

Opponent/Season

97.....	2004
94.....	1997, 1978
93.....	2012
92.....	2011
90.....	1994, 1979

Game

16....At Detroit, Sept. 15, 1940	
Vs. Chicago, Nov. 30, 1933	

Opponent/Game

14....Vs. Cincinnati, Nov. 12, 1933	
13....At Detroit, Sept. 15, 1940	
Vs. Chicago, Nov. 30, 1933	

HIGHEST AVERAGE

Season	
47.0.....	2009
46.5.....	2012
45.7.....	2013

45.0.....	2011
44.9.....	1960
44.7.....	1991, 1961

Game (min. 4 punts)

54.7 ...Vs. San Francisco, Sept. 13, 2009	
54.0 ...Vs. Seattle, Sept. 14, 2003	
53.3 ...At Pittsburgh, Oct. 13, 1957	
53.2 ...Vs. Atlanta, Oct. 20, 1991	



TEAM PUNT RETURN RECORDS

MOST PUNT RETURNS

Season	
64	1962
63	1964
61	1958
58	1983

Game

9... Vs. Philadelphia, Dec. 24, 2005
Vs. Chicago, Nov. 29, 1959

Both Teams/Game

14... Cardinals 9 vs. Philadelphia 5, Dec. 24, 2005	
Cardinals 6 vs. N.Y. Giants 8, Dec. 15, 1974	
Cardinals 7 vs. N.Y. Giants 7, Nov. 1, 1953	
13.. Four times, most recently Cardinals 4 vs. Tennessee 9, Oct. 23, 2005	

MOST PUNT RETURN YARDS

Season	
696	2011
669	1948
550	1987
548	1959
546	1949

Game

164 Vs. N.Y. Giants, Nov. 22, 1959
155 Vs. Pittsburgh, Nov. 1, 1959
152 At New England, Nov. 2, 1975

Both Teams/Game

205 Cardinals 164 vs. N.Y. Giants 41, Nov. 22, 1959	
184 Cardinals 95 at St. Louis 89, Nov. 27, 2011	
181 Cardinals 32 at N.Y. Giants 149, Oct. 14, 1951	
172 Cardinals 87 at Detroit 85, Oct. 5, 1986	

HIGHEST PUNT RETURN AVG.

Season	
19.1	1948
18.2	1949

Game (3 attempts)

47.7 ... At New Orleans, Sept. 29, 1968 (3-143)	
36.3 .. Vs. Tampa Bay, Dec. 21, 1986 (4-145)	
32.8 .. Vs. N.Y. Giants, Nov. 22, 1959 (5-164)	

TEAM KICKOFF RETURN RECORDS

MOST KICKOFF RETURNS

Season	
86	2000
84	2010
83	1989
82	2003
81	2002
78	1985

Game

10... At New England, Dec. 21, 2008

Both Teams/Game

16... Cardinals 6 at N.Y. Giants 10, Oct. 17, 1948	
16... Cardinals 8 at Cleveland 8, Sept. 20, 1964	

MOST KICKOFF RETURN YARDS

Season	
2,296	2000
2,084	2010
1,881	2003
1,797	2002
1,719	2005
1,696	1997

Game

282 Vs. Green Bay, Nov. 1, 1942
252 At St. Louis, Sept. 28, 2003
249 Vs. Philadelphia, Oct. 21, 1971
241 At Green Bay, Dec. 21, 1969

Both Teams/Game

437 Cardinals 184 vs. Philadelphia 253, Nov. 24, 1996	
421 Cardinals 196 vs. Washington 225, Sept. 23, 1973	
412 Cardinals 232 vs. N.Y. Giants 180, Nov. 23, 2008	
405 Cardinals 180 at Cleveland 225, Sept. 20, 1964	
364 Cardinals 190 at Houston 174, Oct. 20, 1974	

HIGHEST KICKOFF
RETURN AVERAGE

Season	
26.7	2000
25.1	1968, 1958
24.8	2010, 1957
24.5	1954

Game (3 attempts)

52.0 Vs. Pittsburgh, Oct. 31, 1954 (3-156)	
43.3 At Minnesota, Nov. 12, 2000 (4-173)	
41.8 At Tennessee, Nov. 29, 2009 (4-167)	
40.3 At Seattle, Sept. 15, 2002 (4-161) At Philadelphia, Sept. 19, 1965 (3-121)	
37.2 Vs. N.Y. Giants, Sept. 26, 1954 (6-223)	

TEAM FUMBLE RECORDS

MOST FUMBLES

Season	
50	1983
48	1959
44	1976
43	1972

Opponent/Season

40	1986, 1979
39	1995, 1946
37	1991, 1950

Game

9 At Washington, Oct. 25, 1976
8 At Pittsburgh, Nov. 26, 1961
At N.Y. Giants, Sept. 17, 1961
At Cleveland, Nov. 27, 1938

Opponent/Game

8 Vs. Seattle, Oct. 29, 1995 (OT)
7 Vs. Pittsburgh, Sept. 16, 1979
At Pittsburgh, Dec. 1, 1968

Both Teams/Game

14 Cardinals 8 at N.Y. Giants 6, Sept. 17, 1961	
13 Cardinals 9 at Washington 4, Oct. 25, 1976	
12 Twice, most recently Cardinals 8 at Pittsburgh 4, Nov. 26, 1961	

FEWEST FUMBLES

Season	
15	1965
16	2014
17	1982, 1943
19	1941

Fewest Fumbles Lost

5	2014, 1943
7	1965
9	2013, 2011, 1974

TEAM MISCELLANEOUS RECORDS

MOST CONSECUTIVE

Victories

11	1948-49
10	1925

Season-Opening Victories

7	1974, 1922
---------	------------

Season-Opening Defeats

10	1943
----------	------

Shutouts

5	1922-23
3	1970

HOME ATTENDANCE

Season

518,652	2016
516,646	2007
513,487	2015
512,775	2008
508,829	+2006
505,143	2009
500,097	2010
497,330	1994
495,835	2014
489,455	2011
488,271	2013
487,125	2012
472,937	#1988

#Inaugural season in Arizona

+First season at University of Phoenix Stadium

Game

103,367 ..Vs. San Francisco, Oct. 2, 2005*	
73,025...Vs. Dallas, Sept. 19, 1993	
72,439...Vs. Dallas, Nov. 22, 1992	
72,394...Vs. Dallas, Dec. 25, 1995	
71,670...Vs. San Diego, Dec. 27, 1998	
71,233...Vs. Chicago, Oct. 28, 1990	
71,023...Vs. Dallas, Oct. 23, 1994	
70,993...Vs. San Francisco, Sept. 27, 1999	
70,763...Vs. Dallas, Dec. 8, 1996	
70,650...Vs. Philadelphia, Jan. 18, 2009 (NFC Championship Game)	
70,060...Vs. Dallas, Sept. 7, 1997	

* Mexico City, NFL Record



CARDINALS IN THE PLAYOFFS

Date	Game	Opponent	Result
Dec. 28, 1947	NFL Championship	vs. Philadelphia	W, 28-21
Dec. 19, 1948	NFL Championship	at Philadelphia	L, 0-7
Dec. 21, 1974	NFL Divisional Game	at Minnesota	L, 14-30
Dec. 27, 1975	NFL Divisional Game	at L.A. Rams	L, 23-35
Jan. 8, 1983	1st Round Super Bowl Tournament*	at Green Bay	L, 16-41
Jan. 2, 1999	NFC Wild Card	at Dallas	W, 20-7
Jan. 10, 1999	NFC Divisional Game	at Minnesota	L, 21-41
Jan. 3, 2009	NFC Wild Card	vs. Atlanta	W, 30-24
Jan. 10, 2009	NFC Divisional Game	at Carolina	W, 33-13
Jan. 18, 2009	NFC Championship	vs. Philadelphia	W, 32-25
Feb. 1, 2009	Super Bowl XLIII	vs. Pittsburgh	L, 23-27
Jan. 10, 2010	NFC Wild Card	vs. Green Bay	W, 51-45 (OT)
Jan. 16, 2010	NFC Divisional Game	at New Orleans	L, 14-45
Jan. 3, 2015	NFC Wild Card	at Carolina	L, 16-27
Jan. 16, 2016	NFC Divisional Game	vs. Green Bay	W, 26-20 (OT)
Jan. 24, 2016	NFC Championship	at Carolina	L, 15-49

* As a result of the 1982 Players Strike that reduced the regular season to nine games, the NFL conducted a 16-team Super Bowl Tournament with the top eight teams from each conference

INDIVIDUAL POSTSEASON RECORDS

SCORING

Total Points

- 18.... Larry Fitzgerald vs. Philadelphia, Jan. 18, 2009
Mario Bates at Minnesota, Jan. 10, 1999
- 15.... Neil Rackers at Carolina, Jan. 10, 2009

Touchdowns

- 3.... Larry Fitzgerald vs. Philadelphia, Jan. 18, 2009
Mario Bates at Minnesota, Jan. 10, 1999
- 2.... Michael Floyd vs. Green Bay, Jan. 16, 2016
Early Doucet vs. Green Bay, Jan. 10, 2010
Larry Fitzgerald vs. Green Bay, Jan. 10, 2010
Larry Fitzgerald vs. Pittsburgh, Feb. 1, 2009 (SB XLIII)
Elmer Angsman vs. Philadelphia, Dec. 28, 1947
Charley Trippi vs. Philadelphia, Dec. 28, 1947

Field Goals Made

- 4.... Neil Rackers at Carolina, Jan. 10, 2009
- Longest Field Goal**
- 49.... Neil Rackers vs. Philadelphia, Jan. 18, 2009
Neil Rackers at Carolina, Jan. 10, 2009
- 46.... Chris Jacke at Dallas, Jan. 2, 1999
- 33.... Neil Rackers at Carolina, Jan. 10, 2009

Field Goals Attempted

- 5.... Neil Rackers at Carolina, Jan. 10, 2009
- 4.... Neil O'Donoghue at Green Bay, Jan. 8, 1983

Extra Points Att./Made

- 6/6.... Neil Rackers vs. Green Bay, Jan. 10, 2010

RUSHING

Rushing Yards

- 159 .. Elmer Angsman vs. Philadelphia, Dec. 28, 1947 (10 att.)
- 95.... Adrian Murrell at Dallas, Jan. 2, 1999 (12 att.)
- 91.... Beanie Wells vs. Green Bay, Jan. 10, 2010 (14 att.)
- 87.... Tim Hightower at New Orleans, Jan. 16, 2010 (6 att.)
- 84.... Charley Trippi vs. Philadelphia, Dec. 28, 1947 (11 att.)

Rushing Attempts

- 20.... Edgerrin James at Carolina, Jan. 10, 2009
- 17.... Tim Hightower at Carolina, Jan. 10, 2009
- 16.... Edgerrin James vs. Philadelphia, Jan. 18, 2009
Edgerrin James vs. Atlanta, Jan. 3, 2009

Touchdowns Rushing

- 3.... Mario Bates at Minnesota, Jan. 10, 1999
- 2.... Elmer Angsman vs. Philadelphia, Dec. 28, 1947

Rushing Average (min. 10 att.)

- 15.9 .. Elmer Angsman vs. Philadelphia, Dec. 28, 1947 (10 att., 159 yards)
- 7.9 ... Adrian Murrell at Dallas, Jan. 2, 1999 (12 att., 95 yards)
- 7.6 ... Charley Trippi vs. Philadelphia, Dec. 28, 1947 (11 att., 84 yards)

Longest Run

- 74.... Adrian Murrell at Dallas, Jan. 2, 1999
- 70t... Tim Hightower at New Orleans, Jan. 16, 2010
Elmer Angsman vs. Philadelphia, Dec. 28, 1947
- 70.... Elmer Angsman vs. Philadelphia, Dec. 28, 1947

PASSING

Passing Yards

- 385 .. Neil Lomax at Green Bay, Jan. 8, 1983 (32 comp., 51 att.)
- 379 .. Kurt Warner vs. Green Bay, Jan. 10, 2010 (29 comp., 33 att.)
- 377 .. Kurt Warner vs. Pittsburgh, Feb. 1, 2009 (SB XLIII) (31 comp., 43 att.)
- 349 .. Carson Palmer vs. Green Bay, Jan. 16, 2016 (25 comp., 41 att.)
- 291 .. Jim Hart at L.A. Rams, Dec. 27, 1975 (22 comp., 41 att.)

Pass Attempts

- 51 .. Neil Lomax at Green Bay, Jan. 8, 1983 (32 comp., 385 yards)
- 43 .. Kurt Warner vs. Pittsburgh, Feb. 1, 2009 (SB XLIII) (31 comp., 377 yards)
- 41 .. Carson Palmer vs. Green Bay, Jan. 16, 2016 (25 comp., 349 yards)
- Jake Plummer at Minnesota, Jan. 10, 1999 (23 comp., 242 yards)
- Jim Hart at L.A. Rams, Dec. 27, 1975 (22 comp., 291 yards)

Pass Completions

- 32 .. Neil Lomax at Green Bay, Jan. 8, 1983 (51 att., 385 yards)
- 31 .. Kurt Warner vs. Pittsburgh, Feb. 1, 2009 (SB XLIII) (43 att., 377 yards)
- 29 .. Kurt Warner vs. Green Bay, Jan. 10, 2010 (33 att., 379 yards)
- 25 .. Carson Palmer vs. Green Bay, Jan. 16, 2016 (41 att., 349 yards)

Touchdown Passes

- 5 .. Kurt Warner vs. Green Bay, Jan. 10, 2010
- 4 .. Kurt Warner vs. Philadelphia, Jan. 18, 2009
- 3 .. Carson Palmer vs. Green Bay, Jan. 16, 2016
Kurt Warner vs. Pittsburgh, Feb. 1, 2009 (SB XLIII)

Passes Had Intercepted

- 4 .. Carson Palmer at Carolina, Jan. 24, 2016
- 3 .. Jim Hart at L.A. Rams, Dec. 27, 1975

Completion Percentage

- 87.9 Kurt Warner vs. Green Bay, Jan. 10, 2010 (29 comp., 33 att., 379 yards)
- 75.0 Kurt Warner vs. Philadelphia, Jan. 18, 2009 (21 comp., 28 att., 279 yards)
- 72.1 Kurt Warner vs. Pittsburgh, Feb. 1, 2009 (31 comp., 43 att., 377 yards) (SB XLIII)

Longest Completion

- 75 .. Carson Palmer to Larry Fitzgerald vs. Green Bay, Jan. 16, 2016
- 71t... Kurt Warner to Anquan Boldin vs. Atlanta, Jan. 3, 2009
- 64t.. Kurt Warner to Larry Fitzgerald vs. Pittsburgh, Feb. 1, 2009 (SB XLIII)
- 62t.. Kurt Warner to Larry Fitzgerald vs. Philadelphia, Jan. 18, 2009
- 59 .. Jake Plummer to Frank Sanders at Dallas, Jan. 2, 1999

Most Times Sacked

- 5 .. Neil Lomax for 38 yards at Green Bay, Jan. 8, 1983

RECEIVING

Receptions

- 9 .. David Johnson at Carolina, Jan. 24, 2016 (68 yards)
Larry Fitzgerald vs. Philadelphia, Jan. 18, 2009 (152 yards)
- 8 .. Larry Fitzgerald vs. Green Bay, Jan. 16, 2016 (176 yards)
Early Doucet at New Orleans, Jan. 16, 2010 (68 yards)
Anquan Boldin vs. Pittsburgh, Feb. 1, 2009 (84 yards) (SB XLIII)
Larry Fitzgerald at Carolina, Jan. 10, 2009 (166 yards)



- 7 .. Steve Breaton vs. Green Bay, Jan. 10, 2010 (125 yards)
 Larry Fitzgerald vs. Pittsburgh, Feb. 1, 2009 (127 yards) (SB XLIII)
 Roy Green at Green Bay, Jan. 8, 1983 (113 yards)

Receiving Yards

- 176 .. Larry Fitzgerald vs. Green Bay, Jan. 16, 2016 (8 rec.)
 166 .. Larry Fitzgerald at Carolina, Jan. 10, 2009 (8 rec.)
 152 .. Larry Fitzgerald vs. Philadelphia, Jan. 18, 2009 (9 rec.)
 127 .. Larry Fitzgerald vs. Pittsburgh, Feb. 1, 2009 (7 rec.) (SB XLIII)
 125 .. Steve Breaston vs. Green Bay, Jan. 10, 2010 (7 rec.)
 113 .. Roy Green at Green Bay, Jan. 8, 1983 (9 rec.)

Touchdowns Receiving

- 3 .. Larry Fitzgerald vs. Philadelphia, Jan. 18, 2009
 2 .. Michael Floyd vs. Green Bay, Jan. 16, 2016
 Early Doucet vs. Green Bay, Jan. 10, 2010
 Larry Fitzgerald vs. Green Bay, Jan. 10, 2010
 Larry Fitzgerald vs. Pittsburgh, Feb. 1, 2009 (SB XLIII)

COMBINATION YARDAGE

Combined Yardage

- 229 .. Terry Metcalf at L.A. Rams, Dec. 27, 1975 (27 rush, 94 rec., 3 punt ret., 105 KO ret.)

PUNTING

Most Punts

- 9 .. Drew Butler at Carolina, Jan. 3, 2015 (34.8 avg.)
 8 .. Scott Player at Dallas, Jan. 2, 1999 (37.9 avg.)
 Ray Mallow vs. Philadelphia, Dec. 28, 1947
 Ray Mallow at Philadelphia, Dec. 19, 1948

Punting Average

- 49.0 .. Drew Butler vs. Green Bay, Jan. 16, 2016 (3 punts)
 48.8 .. Drew Butler at Carolina, Jan. 24, 2016 (4 punts)
 43.5 .. Ben Graham at New Orleans, Jan. 16, 2010 (6 punts)
 43.5 .. Ben Graham at Carolina, Jan. 10, 2009 (4 punts)

INTERCEPTIONS

Most Interceptions

- 2 .. Aeneas Williams at Dallas, Jan. 2, 1999 (0 yards)
 John Cochran at Philadelphia, Dec. 19, 1948 (20 yards)

Interception Return Yardage

- 72 .. Patrick Peterson at Carolina, Jan. 24, 2016 (1 INT)
 50 .. Antonio Cromartie at Carolina, Jan. 3, 2015 (1 INT)
 47 .. Antrel Rolle at Carolina, Jan. 10, 2009 (1 INT)
 Aeneas Williams at Minnesota, Jan. 10, 1999 (1 INT)

Longest Interception Return

- 72 Patrick Peterson at Carolina, Jan. 24, 2016
 50 Antonio Cromartie at Carolina, Jan. 3, 2015
 47 Antrel Rolle at Carolina, Jan. 10, 2009
 Aeneas Williams at Minnesota, Jan. 10, 1999

PUNT RETURNS

Total Punt Returns

- 3 Steve Breaston at Carolina, Jan. 10, 2009 (15 yards)
 Eric Metcalf at Dallas, Jan. 2, 1999 (11 yards)
 Terry Metcalf at Minnesota, Dec. 21, 1974 (18 yards)

Punt Return Yardage

- 102 .. Charley Trippi vs. Philadelphia, Dec. 28, 1947 (2 returns)
 37 John Cochran vs. Philadelphia, Dec. 28, 1947 (1 return)

- 36 Eric Metcalf at Minnesota, Jan. 10, 1999 (1 return)

Longest Punt Return

- 75t ... Charley Trippi vs. Philadelphia, Dec. 28, 1947
 37 John Cochran vs. Philadelphia, Dec. 28, 1947
 36 Eric Metcalf at Minnesota, Jan. 10, 1999
Punt Return Average
 51.0 .. Charley Trippi vs. Philadelphia, Dec. 28, 1947 (2 ret., 102 yards)
 37.0 .. John Cochran vs. Philadelphia, Dec. 28, 1947 (1 ret., 37 yards)
 36.0 .. Eric Metcalf at Minnesota, Jan. 10, 1999 (1 ret., 36 yards)

KICKOFF RETURNS

Total Kickoff Returns

- 5 LaRod Stephens-Howling at New Orleans, Jan. 16, 2010 (139 yards)
 4 LaRod Stephens-Howling vs. Green Bay, Jan. 10, 2010 (85 yards)
 J.J. Arrington vs. Pittsburgh, Feb. 1, 2009 (82 yards) (SB XLIII)
 J.J. Arrington vs. Atlanta, Jan. 3, 2009 (74 yards)

Kickoff Return Yardage

- 139 .. LaRod Stephens-Howling at New Orleans, Jan. 16, 2010 (5 returns)
 105 .. Stump Mitchell at Green Bay, Jan. 8, 1983 (3 returns)
 Terry Metcalf at L.A. Rams, Dec. 27, 1975 (3 returns)

Longest Kickoff Return

- 67 Terry Metcalf at L.A. Rams, Dec. 27, 1975
 48 Ted Ginn, Jr. at Carolina, Jan. 3, 2015
 46 Boris Dimancheff vs. Philadelphia, Dec. 28, 1947

Kickoff Return Average

- 35.0 .. Stump Mitchell at Green Bay, Jan. 8, 1983 (3 returns-105 yards)
 Terry Metcalf at L.A. Rams, Dec. 27, 1975 (3 returns-105 yards)

TEAM POSTSEASON RECORDS

SCORING

Most Points Scored

- 51 .. Vs. Green Bay, Jan. 10, 2010 (OT)
 33 .. At Carolina, Jan. 10, 2009
 32 .. Vs. Philadelphia, Jan. 18, 2009
 30 .. Vs. Atlanta, Jan. 3, 2009
 28 .. Vs. Philadelphia, Dec. 28, 1947

Fewest Points Scored

- 0 .. At Philadelphia, Dec. 19, 1948
 14 .. At Minnesota, Dec. 21, 1974
 At New Orleans, Jan. 16, 2010

Opponent/Most Points Scored

- 49 .. At Carolina, Jan. 24, 2016
 45 .. At New Orleans, Jan. 16, 2010
 Vs. Green Bay, Jan. 10, 2010 (OT)
 41 .. At Minnesota, Jan. 10, 1999
 At Green Bay, Jan. 8, 1983

Opponent/Fewest Points Scored

- 7 .. At Dallas, Jan. 2, 1999
 At Philadelphia, Dec. 19, 1948

Most Decisive Win

- 33-13 .. At Carolina, Jan. 10, 2009
 20-7 .. At Dallas, Jan. 2, 1999
 32-25 .. Vs. Philadelphia, Jan. 18, 2009
 28-21 .. Vs. Philadelphia, Dec. 28, 1947

Most Decisive Loss

- 49-15 .. At Carolina, Jan. 24, 2016
 45-14 .. At New Orleans, Jan. 16, 2010
 41-16 .. At Green Bay, Jan. 8, 1983
 41-21 .. At Minnesota, Jan. 10, 1999
 30-14 .. At Minnesota, Dec. 21, 1974

Most Points Combined

- *96 .. Vs. Green Bay 45, Cardinals 51, Jan. 10, 2010 (OT)
 64 .. At Carolina 49, Cardinals 15, Jan. 24, 2016
 62 .. At Minnesota 41, Cardinals 21, Jan. 10, 1999
 59 .. At New Orleans 45, Cardinals 14, Jan. 16, 2010
 58 .. At L.A. Rams 35, Cardinals 23, Dec. 27, 1975
 57 .. Vs. Philadelphia 25, Cardinals 32, Jan. 18, 2009
 57 .. At Green Bay 41, Cardinals 16, Jan. 8, 1983

*NFL record

FIRST DOWNS

Most First Downs

- 30 Vs. Green Bay, Jan. 10, 2010 (OT)
 27 At Green Bay, Jan. 8, 1983
 23 Vs. Pittsburgh, Feb. 1, 2009 (SB XLIII)
 At Minnesota, Jan. 10, 1999
 22 At L.A. Rams, Dec. 27, 1975

Most First Downs Rushing

- 8 At Carolina, Jan. 10, 2009
 At Green Bay, Jan. 8, 1983
 7 Vs. Green Bay, Jan. 10, 2010
 At Minnesota, Jan. 10, 1999
 Vs. Philadelphia, Dec. 28, 1947

Most First Downs Passing

- 21 Vs. Green Bay, Jan. 10, 2010 (OT)
 20 Vs. Pittsburgh, Feb. 1, 2009 (SB XLIII)
 18 At Green Bay, Jan. 8, 1983
 16 Vs. Green Bay, Jan. 16, 2016
 At L.A. Rams, Dec. 27, 1975

Most First Downs By Penalty

- 5 At Minnesota, Jan. 10, 1999
 3 At Carolina, Jan. 10, 2009

TOTAL YARDS

Most Net Yards Gained

- 531 Vs. Green Bay, Jan. 10, 2010 (156 rush, 375 pass) OT
 453 At Green Bay, Jan. 8, 1983 (106 rush, 347 pass)
 407 Vs. Pittsburgh, Feb. 1, 2009 (33 rush, 374 pass) (SB XLIII)
 369 Vs. Philadelphia, Jan. 18, 2009 (102 rush, 267 pass)
 368 Vs. Green Bay, Jan. 16, 2016 (40 rush, 328 pass)

Both Teams/Game

- 1,024 .. Vs. Green Bay 493, Cardinals 531, Jan. 10, 2010 (OT)
 823 Vs. Philadelphia 454, Cardinals 369, Jan. 18, 2009



RUSHING

Most Rushing Attempts

- 43.....At Carolina, Jan. 10, 2009
- 39.....Vs. Philadelphia, Dec. 29, 1947
- 34.....At Philadelphia, Dec. 19, 1948
- 29.....Vs. Philadelphia, Jan. 18, 2009
- At Dallas, Jan. 2, 1999

Both Teams/Game

- 91.....At Philadelphia 57, Cardinals 34, Dec. 19, 1948
- 76.....Vs. Philadelphia 37, Cardinals 39, Dec. 29, 1947

Fewest Rushing Attempts

- 12.....Vs. Pittsburgh, Feb. 1, 2009 (SB XLIII)
- 15.....At Carolina, Jan. 3, 2015
- At New Orleans, Jan. 16, 2010
- 16.....At Carolina, Jan. 24, 2016

Most Yards Rushing

- 282Vs. Philadelphia, Dec. 28, 1947
- 156Vs. Green Bay, Jan. 10, 2010 (OT)
- 145At Carolina, Jan. 10, 2009
- 133At Dallas, Jan. 2, 1999
- 106At Green Bay, Jan. 8, 1983

Both Teams/Game

- 342Vs. Philadelphia 60, Cardinals 282, Dec. 28, 1947
- 332At L.A. Rams 237, Cardinals 95, Dec. 27, 1975
- 321At Philadelphia 225, Cardinals 96, Dec. 19, 1948

Opponent/Fewest Yards Rushing

- 58.....Vs. Pittsburgh, Feb. 1, 2009 (SB XLIII)
- 60.....Vs. Atlanta, Jan. 3, 2009
- Vs. Philadelphia, Dec. 28, 1947

PASSING

Most Net Yards Passing

- 375Vs. Green Bay, Jan. 10, 2010 (OT)
- 374Vs. Pittsburgh, Feb. 1, 2009 (SB XLIII)
- 347At Green Bay, Jan. 8, 1983
- 328At Green Bay, Jan. 16, 2016
- 271Vs. Atlanta, Jan. 3, 2009
- 268At L.A. Rams, Dec. 27, 1975

Both Teams/Game

- 779Vs. Green Bay 404, Cardinals 375, Jan. 10, 2010 (OT)
- 624Vs. Philadelphia 357, Cardinals 267, Jan. 18, 2009

Opponent/ Fewest Yards Passing

- 7.....At Philadelphia, Dec. 19, 1948

Most Gross Yards Passing

- 385At Green Bay, Jan. 8, 1983
- 379Vs. Green Bay, Jan. 10, 2010 (OT)
- 377Vs. Pittsburgh, Feb. 1, 2009 (SB XLIII)
- 335Vs. Green Bay, Jan. 16, 2016
- 291At L.A. Rams, Dec. 27, 1975

Both Teams/Game

- 802Vs. Green Bay 423, Cardinals 379, Jan. 10, 2010 (OT)

Opponent/Fewest Gross Passing Yards

- 7.....At Philadelphia, Dec. 19, 1948 (7 net)

Most Pass Attempts

- 51.....At Green Bay, Jan. 8, 1983 (32 comp.)
- 43.....Vs. Pittsburgh, Feb. 1, 2009 (31 comp.) (SB XLIII)
- 41.....At Carolina, Jan. 24, 2016 (23 comp.)
- Vs. Green Bay, Jan. 16, 2016 (25 comp.)
- At Minnesota, Jan. 10, 1999 (23 comp.)

Opponent/Fewest Pass Attempts

- 12.....At Philadelphia, Dec. 19, 1948 (2 comp.)
- 23.....At L.A. Rams, Dec. 27, 1975 (12 comp.)
- At Minnesota, Dec. 21, 1974 (13 comp.)

Most Pass Completions

- 32....Vs. Pittsburgh, Feb. 1, 2009 (43 att.) (SB XLIII)
- At Green Bay, Jan. 8, 1983 (51 att.)
- 29Vs. Green Bay, Jan. 10, 2010 (33 att.), OT
- 25....Vs. Green Bay, Jan. 16, 2016 (41 att.)
- 24At New Orleans, Jan. 16, 2010 (38 att.)

Both Teams/Game

- 57.....Vs. Green Bay 28, Cardinals 29, Jan. 10, 2010 (OT)
- 51.....At Green Bay 19, Cardinals 32, Jan. 8, 1983

Opponent/Fewest Pass Completions

- 2....At Philadelphia, Dec. 19, 1948 (12 att.)
- 12....At L.A. Rams, Dec. 27, 1975 (23 att.)

SACKS

Most QB Sacks By Cardinals

- 5....Vs. Green Bay, Jan. 10, 2010 (OT)
- 4....At Dallas, Jan. 2, 1999
- 3....Vs. Pittsburgh, Feb. 1, 2009 (SB XLIII)
- Vs. Atlanta, Jan. 3, 2009

INTERCEPTIONS

Most Pass Int By Cardinals

- 5.....At Carolina, Jan. 10, 2009 (72 yards)
- 3....At Dallas, Jan. 2, 1999 (42 yards)
- Vs. Philadelphia, Dec. 28, 1947 (45 yards)

INT Return Yards By Cardinals

- 72....At Carolina, Jan. 24, 2016 (1 INT)
- At Carolina, Jan. 10, 2009 (5 INT)
- 50....At Carolina, Jan. 3, 2015 (1 INT)
- 47....At Minnesota, Jan. 10, 1999 (1 INT)

PENALTIES

Most Penalties

- 13....At Minnesota, Jan. 10, 1999
- 11....Vs. Pittsburgh, Feb. 1, 2009 (SB XLIII)
- 10....At Philadelphia, Dec. 28, 1947

Opponent/ Most Penalties

- 9....At Minnesota, Jan. 10, 1999
- 8....Vs. Green Bay, Jan. 16, 2016
- At Carolina, Jan. 3, 2015
- Vs. Green Bay, Jan. 10, 2010 (OT)

Fewest Penalties

- 1....At Minnesota, Dec. 21, 1974
- 3....Vs. Green Bay, Jan. 16, 2016
- At New Orleans, Jan. 16, 2010
- Vs. Philadelphia, Jan. 18, 2009

Opponent/Fewest Penalties

- 3....At Philadelphia, Dec. 19, 1948
- 4....At Minnesota, Dec. 21, 1974

Most Yards Penalized

- 106Vs. Pittsburgh, Feb. 1, 2009 (SB XLIII)
- 97Vs. Philadelphia, Dec. 29, 1947
- 78At Green Bay, Jan. 8, 1983
- Opponent/Most Yards Penalized**
- 80....At Carolina, Jan. 3, 2015
- 76....Vs. Green Bay, Jan. 10, 2010 (OT)
- 64....Vs. Philadelphia, Jan. 18, 2009
- 56....Vs. Pittsburgh, Feb. 1, 2009 (SB XLIII)

FUMBLES

Most Fumbles

- 3....At Carolina, Jan. 24, 2016 (lost 3)
- At Carolina, Jan. 3, 2015 (lost 1)
- At New Orleans, Jan. 16, 2010 (lost 1)
- Vs. Green Bay, Jan. 10, 2010 (lost 1), OT
- At Green Bay, Jan. 8, 1983 (lost 2)
- At L.A. Rams, Dec. 27, 1975 (lost 2)
- At Philadelphia, Dec. 19, 1948 (lost 2)

Opponent/Most Fumbles

- 5....At L.A. Rams, Dec. 27, 1975 (lost 3)

Most Fumbles Lost

- 3....At Carolina, Jan. 24, 2016 (3 fumbles)
- 2....At Green Bay, Jan. 8, 1983 (3 fumbles)
- At L.A. Rams, Dec. 27, 1975 (2 fumbles)
- At Philadelphia, Dec. 19, 1948 (3 fumbles)

Opponent/ Most Fumbles Lost

- 3....At L.A. Rams, Dec. 27, 1975 (5 fumbles)

Fumbles Returned For TD

- 1....Vs. Green Bay, Jan. 10, 2010 (OT)
- Vs. Atlanta, Jan. 3, 2009

PUNTING

Most Punts

- 10....At Green Bay, Jan. 8, 1983
- 9....At Carolina, Jan. 3, 2015
- 8....At Dallas, Jan. 2, 1999
- At Philadelphia, Dec. 19, 1948
- Vs. Philadelphia, Dec. 29, 1947

Opponent/Most Punts

- 8....Vs. Philadelphia, Dec. 28, 1947
- 6....At Dallas, Jan. 2, 1999

Both Teams/Game

- 16....Vs. Philadelphia 8, Cardinals 8, Dec. 28, 1947

Fewest Punts

- 1....Vs. Green Bay, Jan. 10, 2010 (OT)
- 2....At Minnesota, Jan. 10, 1999
- 3....Vs. Green Bay, Jan. 16, 2016

Opponent/Fewest Punts

- 1....Vs. Green Bay, Jan. 10, 2010 (OT)
- Vs. Philadelphia, Jan. 18, 2009
- 3....At Carolina, Jan. 24, 2016
- Vs. Pittsburgh, Feb. 1, 2009 (SB XLIII)

Both Teams/Game

- 2....Vs. Green Bay 1, Cardinals 1, Jan. 10, 2010 (OT)

Highest Average

- 49.0 ..Vs. Green Bay, Jan. 16, 2016 (3 punts)
- 48.8 ..At Carolina, Jan. 24, 2016 (4 punts)
- 43.5 ..At New Orleans, Jan. 16, 2010 (6 punts)
- At Carolina, Jan. 10, 2009 (4 punts)

PUNT RETURN

Most Punt Returns

- 4....Vs. Philadelphia, Dec. 28, 1947 (150 yards)
- 3....At Carolina, Jan. 10, 2009 (15 yards)
- At Dallas, Jan. 2, 1999 (11 yards)

Both Teams/Game

- 8....Vs. Philadelphia 4, Cardinals 4, Dec. 28, 1947

Most Punt Return Yards

- 150 ...Vs. Philadelphia, Dec. 28, 1947 (4 ret.)
- 36....At Minnesota, Jan. 10, 1999 (1 ret.)

KICKOFF RETURNS

Most Kickoff Returns

- 7....At L.A. Rams, Dec. 27, 1975
- At Green Bay, Jan. 8, 1983

Most Kickoff Return Yards

- 191 ...At L.A. Rams, Dec. 27, 1975 (7 ret.)
- 178 ...At Green Bay, Jan. 8, 1983 (7 ret.)
- 139 ...At New Orleans, Jan. 16, 2010 (5 ret.)



PLAYOFF GAME SUMMARIES

NFC WILD CARD GAME
CARDINALS 30, COWBOYS 7
JANUARY 2, 1999 TEXAS STADIUM - (62,969)

Arizona's finest defensive performance of the season rewarded the Cardinals with their first postseason victory in 51 years (28-21 vs. Philadelphia in 1947 NFL Championship game) in their first postseason appearance in 23 years (1975) that came in a non-strike season. The Cardinals defeat the Dallas Cowboys 20-7 at Dallas Stadium, ended not only their playoff drought but their nine-game losing streak on the Cowboys home turf. It was just the second victory over Dallas in the last 17 meetings between the two teams. It was the first home-field loss for the Cowboys since 1983.

The Cardinals defense produced three interceptions, 15 passes defended (six by rookie cornerback Corey Chavous), four sacks, four tackles for a loss, and allowed QB Troy Aikman to complete just 22-of-49 passes for 191 yards. Arizona's defense held the Cowboys offense to just 260 total yards on the day. Outside linebacker Jamir Miller led the defense with 15 total tackles and two sacks while defensive end Andre Wadsworth also collected a pair of sacks. Pro Bowl cornerback Aeneas Williams grabbed two INTs and safety Tommy Bennett recorded one.

It was the defense that turned the tide of the game early. After Arizona jumped up to a 7-0 lead, the Cowboys were poised to tie the game, facing a fourth-and-one situation at Arizona's seven-yard line midway through the second quarter. Cardinals LB Mark Maddox dropped Dallas RB Emmitt Smith for a one-yard loss on the play and Arizona added a 37-yard Chris Jacke FG later in the quarter to give the Cards a 10-0 lead heading into halftime.

RB Adrian Murrell raced 74 yards to the Cowboys three-yard line on the second play of the third quarter, followed by a 3-yard TD pass from Jake Plummer to Larry Centers that gave the Cardinals a 17-0 lead that was never threatened. Another Jacke field goal from 46 yards out capped the scoring for the Cardinals in the fourth quarter. The Arizona defense's shutout bid ended with 3:33 remaining on a six-yard TD pass from Aikman to WR Billy Davis.

	1	2	3	4	OT	F
CARDINALS	7	3	7	3	—	20
COWBOYS	0	0	0	7	—	7

Team	Qtr.	Time	Scoring Play	Score
CARDS	1	2:47	Murrell 12-yard pass from Plummer (Jacke kick)	7-0
CARDS	2	0:19	Jacke 37-yard field goal	10-0
CARDS	3	13:44	Centers 3-yard pass from Plummer (Jacke kick)	17-0
CARDS	4	12:55	Jacke 46-yard field goal	20-0
Cowboys	4	3:33	Davis 6-yard pass from Aikman (Cunningham kick)	20-7

STATISTICS

	AZ	DAL
First Downs	14	20
Rushes-Yards	29-133	20-96
Net Passing Yards	213	164
Total Net Yards	346	260
Passing (A-C-I)	36-19-2	49-22-3
Sacked by Opp.	0-0	4-27
Punts-Average	8-37.9	6-41.3
Fumbles-Lost	0-0	2-0
Penalties	7-55	5-35
Time of Possession	30:02	29:58

Weather: 48 degrees, Wind: N 28 mph

RUSHING

CARDS: Murrell 12-95; Bates 11-32; Centers 3-5; Plummer 3-1.

Cowboys: Smith 16-74; Williams 3-22; Aikman 1-0.

PASSING

CARDS: Plummer 19-36, 213 yds, 2 TD, 2 INT.

Cowboys: Aikman 22-49, 191 yds, TD, 3 INT.

RECEIVING

CARDS: Moore 5-41; Sanders 3-72; Metcalf 3-48; Centers 3-16, TD; Murrell 2-16, TD; Gedney 2-15; McWilliams 1-5.

Cowboys: Jeffers 7-92; Irvin 4-32; Davis 4-25, TD; Bjornson 2-12; Williams 2-6; Smith 1-10; Clay 1-9; Johnston 1-5.

NFC DIVISIONAL PLAYOFF
CARDINALS 21, VIKINGS 41
JANUARY 10, 1999 METRODOME - (63,760)

Arizona's playoff run ended in Minnesota with a 41-21 loss to the high-scoring Vikings who turned three Cardinals turnovers into 17 points.

After the Vikings drove 80 yards in 13 plays in their opening possession to take a 7-0 lead on RB LeRoy Hoard's first rushing TD, interceptions of QB Jake Plummer on the first two possessions of the second quarter quickly turned into 10 points for a 17-0 Vikings advantage by the time the Cardinals had run five offensive plays. Minnesota, fielding the highest scoring offense in NFL history up to that point, registered 416 total net yards (228 passing, 188 rushing), cracking the 400-yard plateau for the ninth time and the 40-point mark for the fifth time. The Vikings also converted eight-of-11 third-down plays.

RBs Hoard and Robert Smith caused the most damage, with the former tallying three TD while the latter accounted for 124 rushing yards. Record setting rookie WR Randy Moss posted the other Minnesota TD. Vikings safety Robert Griffith recorded both INTs for the Vikings. Cardinals Pro Bowl cornerback Aeneas Williams gave the Cardinals, trailing 7-0, early life with an end zone INT and 47-yard return on the first play of the second quarter to thwart a Minnesota drive that reached Arizona's seven-yard line.

Short yardage back Mario Bates scored all three Arizona TDs on one-yard runs to set the team postseason single-game rushing TDs record. Arizona held Minnesota sackless for the second consecutive postseason game and for the third time in four weeks. The Cards were flagged for a season-high 13 penalties. RB Adrian Murrell contributed 15 rushes for 62 yards and three receptions for 52 yards. The Cardinals finished the season with 10 wins for the first time since 1976 (10-4).

	1	2	3	4	OT	F
CARDINALS	0	7	7	7	—	21
VIKINGS	7	17	10	7	—	41

Team	Qtr.	Time	Scoring Play	Score
VIKINGS	1	7:40	Hoard 1-yard run (Anderson kick)	0-7
VIKINGS	2	12:45	Glover 15-yard pass from Cunningham (Anderson kick)	0-14
VIKINGS	2	11:24	Anderson 34-yard field goal	0-17
CARDS	2	7:12	Bates 1-yard run (Jacke kick)	7-17
VIKINGS	2	0:24	Hoard 16-yard pass from Cunningham (Anderson kick)	7-24
CARDS	3	7:25	Bates 1-yard run (Jacke kick)	14-24
VIKINGS	3	3:59	Anderson 20-yard field goal	14-27
VIKINGS	3	1:31	Moss 2-yard pass from Cunningham (Anderson kick)	14-34
CARDS	4	11:45	Bates 1-yard run (Jacke kick)	21-34
VIKINGS	4	4:33	Hoard 6-yard run (Anderson kick)	21-41

STATISTICS

	AZ	MIN
First Downs	23	26
Rushes-Yards	23-74	36-188
Net Passing Yards	242	228
Total Net Yards	316	416
Passing (A-C-I)	41-23-2	28-17-1
Sacked by Opp.	0-0	1-8
Punts-Average	2-36.0	1-44.0
Fumbles-Lost	2-1	0-0
Penalties	13-68	9-38
Time of Possession	26:24	33:36

Weather: Indoors

RUSHING

CARDS: Murrell 15-62; Plummer 4-9; Bates 4-3, 3 TD.

VIKINGS: Smith 19-124; Hoard 11-44, 2 TD; Palmer 2-13; Cunningham 3-6; Evans 1-1.

PASSING


CARDS: Plummer 23-41, 242 yds, 0 TD, 2 INT.

VIKINGS: Cunningham 17-27, 236, 3 TD, INT; Palmer 0-1, 0 Yds.

RECEIVING

CARDS: Moore 6-91; Centers 6-45; Sanders 4-30; Murrell 3-52; Metcalf 2-9; Gedney 1-8; McWilliams 1-7.


VIKINGS: Carter 5-82; Moss 4-73, TD; Glover 3-22, TD; Palmer 2-29; Smith 2-14; Hoard 1-16, TD.



NFC WILD CARD GAME

CARDINALS 30, FALCONS 24

JANUARY 3, 2009
UNIV. OF PHOENIX STADIUM - (62,848)



Playing their first postseason contest in a decade and first home playoff game since 1947, the Cardinals took on 11-5 Atlanta. The high-powered Falcons entered the game with the league's #2 rusher (RB Michael Turner) and the Offensive Rookie of the Year (QB Matt Ryan). But the Cards defense was sensational, bottling up Turner (42 rushing yards and 2.3 yards/carry were both season lows), harassing Ryan (2 INTs, 1 fumble and 3 sacks), and scoring points on its own with a TD and safety. The offense was also strong as Edgerrin James led a revitalized ground game while Kurt Warner and Larry Fitzgerald made big plays in the passing game. It all added up to a 6-point Arizona win before a raucous sellout crowd.

On the Cards first scoring drive, it was 3 James runs that perfectly set-up a flea-flicker. James took the hand-off, then flipped it back to Warner who fired 42 yards downfield to Fitzgerald who leapt between two defenders to come down with the ball in the end zone. Early in the 2nd, Atlanta got on the board with a 30-yard Jason Elam FG but the Cards answered quickly. On 3rd-n-9, Warner tossed a short pass to Anquan Boldin who turned upfield and raced 71 yards down the left sideline for the TD. The Falcons would come back. Turner's 7-yard TD run with 2:55 left in the 1st half capped a 14-play, 77-yard drive. On the 3rd play of the next drive, Warner's pass went off the hands of Jerheme Urban and was INT'd by Chevis Jackson at the A223, setting up a Ryan TD pass to TE Justin Peelle that made it 17-14 Atlanta at the half.

On the 2nd snap after intermission, DT Darnell Dockett made the game's pivotal play when he blew up a hand-off between Ryan and Turner. FS Antrel Rolle picked the ball out of the air and returned it 27 yards for the go-ahead TD. After the next two Atlanta drives went 3-n-out, the Cards took over at their own 24 with 10:31 to go in the 3rd. Through a mix of run & pass, including a 6-yard Warner scramble on 3rd-n-5, the Cards chewed 7:43 off the clock on a long drive that ended with Tim Hightower's 4-yard TD run. Rookie CB Dominique Rodgers-Cromartie ended the next series with a pick off Ryan. That drive ended with a Ben Graham punt that was downed at the ATL3 and on the next play, Antonio Smith sacked Ryan in the end zone for a safety. The Falcons scored on a 5-yard Roddy White TD pass from Ryan with 4:19 to go to trim it to 6 and AZ then took over at its own 20 with 4:19 to go. Two first downs forced Atlanta to burn all 3 timeouts. Then facing a 3rd-n-16 at the ATL46 with 2:17 left, Warner hit TE Stephen Spach with a 23-yard pass that effectively ended the game.

	1	2	3	4	OT	F
FALCONS	0	17	0	7	—	24
CARDINALS	7	7	14	2	—	30

Team	Qtr.	Time	Scoring Play	Drive	Score
CARDS	1	10:28	Fitzgerald 42-yard pass from Warner (Rackers kick)	4-63, 2:03	0-7
Falcons	1	10:00	Elam 30-yard FG	14-80, 7:31	3-7
CARDS	2	8:58	Boldin 71-yard pass from Warner (Rackers kick)	3-72, 1:02	3-14
Falcons	2	2:55	Turner 7-yard run (Elam kick)	14-77, 6:03	10-14
Falcons	2	0:23	Peelle 2-yard pass from Ryan (Elam kick)	6-23, 1:40	17-14
CARDS	3	14:08	Rolle 27-yard fumble return (Rackers kick)	--	17-21
CARDS	3	2:48	Hightower 4-yard run (Rackers kick)	14-76, 7:43	17-28
CARDS	4	12:37	Ryan sacked in EZ by A. Smith	--	17-30
Falcons	4	4:15	White 5-yard pass from Ryan (Elam kick)	9-58, 3:36	24-30

STATISTICS

	ATL	AZ
First Downs	20	15
Rushes-Yards	24-60	28-86
Net Passing Yards	190	271
Total Net Yards	250	357
Passing (A-C-I)	40-26-2	32-19-1
Sacked by Opp.	3-9	0-0
Punts-Average	5-42.4	6-39.8
Fumbles-Lost	2-1	0-0
Penalties	6-52	6-47
Time of Possession	29:58	30:02

Weather: Indoors

RUSHING


FALCONS: Turner 18-42, TD; Norwood 2-12; Ryan 4-6.
CARDINALS: James 16-73; Hightower 6-23, TD; Warner 4-0; Arrington 1(-2).

PASSING

FALCONS: Ryan 26-40, 199 yds, 2 TD, 2 INT.
CARDINALS: Warner 19-32, 271 yds, 2 TD, 1 INT.

RECEIVING


FALCONS: White 11-84, TD; Jenkins 5-51; Peelle 3-11, TD; Finneran 2-11; Pollard 2-7; Norwood 1-28; Turner 1-7; Douglas 1-0.
CARDINALS: Fitzgerald 6-101, TD; Spach 3-34; Boldin 2-72, TD; Breaston 2-39; Urban 2-7; James 1-9; Patrick 1-8; T. Smith 1-4; Arrington 1(-3).



NFC DIVISIONAL PLAYOFF

CARDINALS 33, PANTHERS 13

JANUARY 10, 2009
BANK OF AMERICA STADIUM - (73,695)



In a Divisional Playoff match-up at Carolina, all the numbers were stacked against the Cards. They were 0-5 on the east coast in '08 and were facing the only NFL team that went 8-0 at home. Even before it was known that Pro Bowl WR Anquan Boldin would miss the game with a hamstring injury, few if any gave the Cards a chance against #2 seed Carolina. But when Saturday evening came and the game was played, it was all Arizona. The Panthers produced TDs on their first drive of the game and their last but in between the Cards scored 33 unanswered points. The defense forced 6 Jake Delhomme turnovers (5 INTs and a fumble) and the Cards got 23 of their 33 points off them. WR Larry Fitzgerald was again spectacular, finishing with a team playoff record 166 yards on 8 catches with a TD while the Cards held his Panther all-pro counterpart Steve Smith without a catch until the final minute of the third.

The Panthers took the opening kickoff to midfield and a 31-yard DeAngelo Williams run took it to the 9 before Jonathan Stewart punched it in. Later in the quarter, Fitzgerald's catch-n-run gained 41 on 3rd-n-2 and that led to a 3-yard Tim Hightower TD catch from Kurt Warner that tied it at 7. On the next play from scrimmage, DE Antonio Smith stripped Delhomme on a sack and recovered the fumble himself at the CAR13. That led to a 4-yard Edgerrin James run and a 14-7 score. The Panthers moved to the A215 on the next drive thanks to a 45-yard pass interference call but CB Dominique Rodgers-Cromartie picked off Delhomme at the goal line. Neil Rackers then extended the lead to 20-7 with FGs on the next two AZ drives. A Gerald Hayes INT halted Carolina's following drive on the first play. It was followed by Fitzgerald's 29-yard catch and pylon dive that made it 27-7 at intermission.

The only points of the 3rd quarter came when Antrel Rolle gathered in a Delhomme pass tipped by Rodgers-Cromartie and WR Steve Smith and returned the INT to the CAR26. That set up Rackers' 33-yard FG that made it 30-7. Arizona then ended the first two Panther drives of the 4th quarter with INT's by Ralph Brown and Rod Hood, respectively. Rackers fourth FG of the game made it 33-7 with 3:10 to go and only an 8-yard TD catch by Smith in the final minute made it 33-13.

	1	2	3	4	OT	F
CARDINALS	14	13	3	3	—	33
PANTHERS	7	0	0	6	—	13

Team	Qtr.	Time	Scoring Play	Drive	Score
Panthers	1	11:56	Stewart 9-yard run (Kasay kick)	5-50, 3:04	0-7
CARDS	1	2:43	Hightower 3-yard pass from Warner (Rackers kick)	6-60, 3:39	7-7
CARDS	1	1:47	James 4-yard run (Rackers kick)	2-13, 0:50	14-7
CARDS	2	10:16	Rackers 49-yard FG	9-49, 4:32	17-7
CARDS	2	5:28	Rackers 30-yard FG	8-49, 3:39	20-7
CARDS	2	3:32	Fitzgerald 29-yard pass from Warner (Rackers kick)	3-44, 1:39	20-7
CARDS	3	4:40	Rackers 32-yard FG	6-11, 3:12	30-7
CARDS	4	3:10	Rackers 20-yard FG	13-48, 7:37	33-7
Panthers	4	0:50	Smith 8-yard pass from Delhomme (pass failed)	10-79, 2:20	33-13

STATISTICS

	AZ	CAR
First Downs	21	16
Rushes-Yards	43-145	15-75
Net Passing Yards	215	194
Total Net Yards	360	269
Passing (A-C-I)	32-21-1	34-17-5
Sacked by Opp.	1-5	2-11
Punts-Average	4-43.5	4-48.0
Fumbles-Lost	0-0	1-1
Penalties	5-65	6-40
Time of Possession	38:49	20:11

Weather: 45 degrees, 60% humidity, Winds SW 10 mph, Cloudy and intermittent rain

RUSHING

CARDS: Hightower 17-76; James 20-57, TD; Arrington 2-11; Warner 3-1; Smith 1-0.
PANTHERS: Williams 12-63; Stewart 3-12, TD.

PASSING

CARDS: Warner 21-32, 220 yds, 2 TD, 1 INT.
PANTHERS: Delhomme 17-34, 205 yds, 1 TD, 5 INT.

RECEIVING

CARDS: Fitzgerald 8-166, TD; Breaston 4-28; Arrington 3-10; Urban 2-5; James 1-9; Castille 1-3; Hightower 1-3, TD; Doucet 1(-4).
PANTHERS: Muhammad 5-55; Stewart 3-39; Rosario 3-28; S. Smith 2-43, TD; Jarrett 2-27; Hoover 1-7; Williams 1-6.



NFC CHAMPIONSHIP GAME

CARDINALS 32, EAGLES 25

JANUARY 18, 2009
UNIV. OF PHOENIX STADIUM - (70,650)

In a match-up no one foresaw, the Cardinals hosted the Eagles in the NFC Championship Game with the chance to advance to Super Bowl XLIII. Before an electric sell-out crowd, the Cards jumped out to a 24-6 halftime lead thanks to three Kurt Warner TD passes to Larry Fitzgerald against an Eagles defense that had not allowed a passing TD in 5 games. Philly then scored 19 unanswered points in the late 3rd and early 4th to take a 25-24 lead. The Cards, however, responded with a drive no one will soon forget. It was a 14-play, 72-yard masterpiece that chewed 7:52 off the clock and ended with Warner's game-winning TD pass to RB Tim Hightower. The TD stamped the Cardinals ticket to the Super Bowl that was made possible by another stellar outing from Fitzgerald. The all-pro WR topped 100 yards for the 5th straight game and tied the NFL record with 3 straight in the postseason with a 9-catch, 152-yard, 3-TD performance.

On the game's opening drive, the Cards moved 80 yards in 9 plays and opened the scoring with a 9-yard Warner-Fitzgerald TD connection. Philly came right back with a 45-yard David Akers FG but he missed a 47-yarder on the following drive. That gave Arizona the ball at its own 38 and on the first play the lead grew to 14-3. Warner handed off to J.J. Arrington who ran right, threw it back to Warner who then tossed it deep to Fitzgerald who hauled it in for a 62-yard TD. After another Akers FG, Warner then capped a 73-yard drive with a 1-yard pass to Fitzgerald that made it 21-6 with 3:06 in the 2nd. AZ successful executed a surprise pump kick and recovery but the officials inadvertently misrouted the ball dead. After a Philly punt, the Cards got the ball back at their own 16 with 1:31 to go and moved into position for a 49-yard Neil Rackers FG.

The Eagles cut the lead to 24-19 in the 3rd when consecutive drives ended with Donovan McNabb TD passes to TE Brent Celek (6 and 31 yards). With 10:45 to go, McNabb's deep pass deflected off the hands of CB Dominique Rodgers-Cromartie and into the hands of WR DeSean Jackson for a 62-yard TD that put Philly up 1 when the 2-point try failed. After the score, the Cards took over at their own 28 with 10:39 to go. Six plays into the drive they faced a pivotal 4th-inches decision near midfield. Hightower ran right for 6 yards to pick it up and later put it across the goal-line 8 plays later on a TD catch-n-run on a 3rd-n-goal from the 8. Warner on the drive was 5-5 for 56 yards including the game-winning TD pass. He then tossed a 2-point conversion to Ben Patrick to make it 32-25. Philly's ensuing drive reached the A247 but on 4th-n-10 from there McNabb's pass fell incomplete and the game was over.

	1	2	3	4	OT	F
EAGLES	3	3	13	6	—	25
CARDINALS	7	17	0	8	—	32

Team	Qtr.	Time	Scoring Play	Drive	Score
CARDS	1	9:20	Fitzgerald 9-yard pass from Warner (Rackers kick)	9-80, 5:40	0-7
Eagles	1	4:43	Akers 45-yard FG	8-33, 4:37	3-7
CARDS	2	13:19	Fitzgerald 62-yard pass from Warner (Rackers kick)	1-62, 0:11	3-14
Eagles	2	9:02	Akers 33-yard FG	7-65, 4:17	6-14
CARDS	2	3:06	Fitzgerald 1-yard pass from Warner (Rackers kick)	9-73, 5:56	6-21
CARDS	2	0:00	Rackers 49-yard FG	9-53, 1:31	6-24
Eagles	3	4:08	Celek 6-yard pass from McNabb (Akers kick)	13-90, 5:59	13-24
Eagles	3	0:49	Celek 31-yard pass from McNabb (kick failed, wr)	6-61, 2:39	19-24
Eagles	4	10:45	Jackson 62-yard pass from McNabb (pass failed)	4-86, 2:15	25-24
CARDS	4	2:53	Hightower 8-yard pass from Warner (Warner-Patrick pass)	14-72, 7:52	25-32

STATISTICS

	PHI	AZ
First Downs	22	21
Rushes-Yards	97	102
Net Passing Yards	357	267
Total Net Yards	454	369
Passing (A-C-I)	47-28-1	28-21-0
Sacked by Opp.	2-18	2-12
Punts-Average	1-58.0	5-37.2
Fumbles-Lost	3-2	1-1
Penalties	7-64	3-15
Time of Possession	30:04	29:56

Weather: Indoors

RUSHING

Eagles: Westbrook 12-45; McNabb 2-32; Buckhalter 4-21.

CARDS: James 16-73; Hightower 11-33; Arrington 2(-4).

PASSING

Eagles: McNabb 28-47, 375 yds, 3 TD, 1 INT.

CARDS: Warner 21-28, 279 yds, 4 TD, 0 INT.

RECEIVING

Eagles: Celek 10-82, 2 TD; Jackson 6-92; TD; Curtis 4-122; Westbrook 2-26; Avant 2-23; Baskett 1-14; Buckhalter 1-12; L. Smith 1-5; Lewis 1(-2).

CARDS: Fitzgerald 9-152, 3TD; Boldin 4-34; Pope 2-21; Urban 1-18; Arrington 1-16; James 1-16; Breaston 1-10; Hightower 1-8; Warner 1-4.

SUPER BOWL XLIII

STEELERS 27, CARDINALS 23

FEBRUARY 1, 2009
RAYMOND JAMES STADIUM - (70,774)

Making their first-ever Super Bowl appearance, the Cardinals battled back from a 20-7 4th quarter deficit against the Steelers and took a 23-20 lead with 2:37 remaining. However, Pittsburgh responded with a game-winning drive and earned their 6th title thanks to a TD with 0:35 on the clock. After catching just one pass thru 3 quarters, WR Larry Fitzgerald finished with 7 grabs for 127 yards and 2 TDs. It allowed him to shatter the NFL postseason records and establish new marks with 30 catches, 456 yards, and 7 receiving TDs.

After Arizona won the opening toss and chose to defer, Pittsburgh marched downfield and Ben Roethlisberger appeared to score a 1-yard TD on a 3rd down scramble. However, when the Cards successfully challenged the spot, the Steelers came away with just a FG. After a holding penalty killed the ensuing AZ drive, the Steelers went 19 yards in 11 plays and took a 10-0 lead on a 1-yard Gary Russell run. On the next series a 45-yard catch-and-run by WR Anquan Boldin took it to the 1 and Warner hit TE Ben Patrick with a TD pass from there. The teams then traded punts but just before the 2:00 warning, Roethlisberger's pass was tipped at the line by DT Bryan Robinson and INT'd at the Steelers 34 by LB Karlos Dansby. With 0:18 left the Cards had advanced to the 1 and used their final timeout. What followed was the game's pivotal play. Warner's quick slant to Boldin was picked at the goal-line by LB James Harrison, who rumpled 100 yards down the right sideline as the half expired. After replay confirmation, the dramatic turn of events had put Pittsburgh up 17-7.

Arizona's opening drive of the 2nd half appeared to end on a Warner fumble but another AZ challenge again reversed the initial call and the drive instead ended on a punt. Pittsburgh then consumed most of the 3rd quarter with a long drive that was aided by several flags from referee Terry McAulay's crew. The 16-play drive ultimately ended in a game that made it 20-7. With 11:30 to go, the Cards took over at their own 13 and went to the no huddle. The drive consisted entirely of 8 Warner completions for 87 yards and ended on a 1-yard Fitzgerald TD grab. After again trading punts, the Steelers took over at their own 1 and on the 2nd play, a holding call in the end zone resulted in a safety that trimmed the Pittsburgh lead to 20-16. Following the free kick, the Cards took over at their own 36 with 2:53 to go. After an incompletion, Warner hit Fitzgerald at midfield and the WR raced down the middle of the field with the go-ahead TD that covered 64 yards in all. The lead would be short-lived. Pittsburgh took over at its own 22 with 2:30 left and a holding penalty on 1st down backed them up to the 12. Two first downs moved them near midfield and a 40-yard completion to game MVP Antonio Holmes took it to the 6. Two plays later, Holmes came down among 3 defenders and tip-toed the sideline with the winning TD on a play that was upheld by replay. A last-chance Cardinal drive reached the Steelers 44 with 0:15 left but then Warner was ruled to have fumbled before passing and the Steelers recovered. The game ended without McAulay looking at the play.

	1	2	3	4	OT	F
STEELERS	3	14	3	7	—	27
CARDINALS	0	7	0	16	—	23

Team	Qtr.	Time	Scoring Play	Drive	Score
Steelers	1	9:45	Reed 18-yard FG	9-71, 5:15	3-0
Steelers	2	14:01	Russell 1-yard run (Reed kick)	11-69, 7:12	10-0
CARDS	2	8:34	Patrick 1-yard pass from Warner (Rackers kick)	9-83, 5:27	10-7
Steelers	2	0:00	Harrison 100-yard INT return (Reed kick)	--	17-7
Steelers	3	2:11	Reed 21-yard FG	16-79, 8:39	20-7
CARDS	4	7:33	Fitzgerald 1-yard pass from Warner (Rackers kick)	8-87, 3:57	20-14
CARDS	4	2:58	Safety - Holding penalty on Hartwig in end zone	--	20-16
CARDS	4	2:37	Fitzgerald 64-yard pass from Warner (Rackers kick)	2-64, 0:21	20-23
Steelers	4	0:35	Holmes 6-yard pass from Roethlisberger (Reed kick)	8-78, 2:02	27-23

STATISTICS

	PIT	AZ
First Downs	20	23
Rushes-Yards	25-58	12-33
Net Passing Yards	234	374
Total Net Yards	292	407
Passing (A-C-I)	31-21-1	32-31-1
Sacked by Opp.	3-22	2-3
Punts-Average	3-46.3	5-36.0
Fumbles-Lost	0-0	2-1
Penalties	7-56	11-106
Time of Possession	33:01	26:59

Weather: Mostly cloudy, 66 degrees, humidity 43%, wind ENE 1 mph

RUSHING

Steelers: Parker 19-53; Moore 1-6; Roethlisberger 3-2; Russell 2(-3), TD.

CARDS: James 9-33; Warner 1-0; Hightower 1-0; Arrington 1-0.

PASSING

Steelers: Roethlisberger 21-30, 256 yds, 1 TD, 1 INT.

CARDS: Warner 31-43, 377 yds, 3 TD, 1 INT.

RECEIVING

Steelers: Holmes 9-131, TD; Miller 5-57; Ward 2-43; Washington 1-11; Davis 1-6; Spaeth 1-6; Moore 1-4; Patrick 1(-2).

CARDS: Boldin 8-84; Fitzgerald 7-127, 2 TD; Breaston 6-71; James 4-28; Arrington 2-35; Hightower 2-13; Urban 1-18; Patrick 1-1, TD.



NFC WILD CARD GAME

CARDINALS 51, PACKERS 45 (OT)

JANUARY 10, 2010
UNIV. OF PHOENIX STADIUM - (61,926)



It was the highest-scoring playoff game in NFL history and certainly among the greatest ever. The Cards and Packers combined for 96 points, 13 touchdowns and over 1,000 total yards. While the offenses were explosive, it was the AZ defense that came up with the game-winning score on the first series of OT when CB Michael Adams sacked Aaron Rodgers; LB Karlos Dansby snatched the ball midair and returned it for a TD. It was one of three huge defensive plays by Dansby. Against the NFL's #2 defense, The Cards jumped out to a 17-0 early lead and led 31-17 early in the 3rd quarter. Green Bay then stormed back behind an inspired effort from Rodgers, tying the game at 38 and again at 45. But while the Packers QB was incredibly good, Arizona's Kurt Warner was even better and cemented his place among the league's greatest postseason passers. He threw for 379 yards and amazingly had more TD passes (5) than incompletions (4). Starting in place of Anquan Boldin (ankle), Steve Breaston had 7 catches for 125 yards and a TD while #3 WR Early Doucet was 6-77-20s.

Green Bay entered the game with an NFL-best +24 turnover ratio but the Cards converted two early Packers miscues. On the game's first snap, Dansby deflected a Rodgers pass that Dominique Rodgers-Cromartie INT'd. After Tim Hightower turned it into a TD, Dansby ended the next GB drive with a forced fumble of Donald Driver that Alan Branch recovered. Doucet cashed in on that takeaway with the first of his 2 TD passes that helped the Cards build a 24-10 lead. A Warner-to-Fitzgerald TD on the opening drive of the 2nd half made it 31-10 but the Pack scored quickly with two Rodgers TD passes and a successful on-side kick in between. A 42-yard Beanie Wells run led to another Fitzgerald TD catch but the Pack answered with a Rodgers scoring pass to James Jones that capped 5 straight TD drives to open the 2nd half. After Arizona's only punt of the day, GB tied it at 38 on a 1-yard run by FB John Kuhn early in the 4th. Warner responded with an 80-yard drive and put the Cards back ahead with a TD pass to Breaston. With 1:52 left though the Pack tied it again on Rodgers' 11-yard TD to Spencer Havner. At the end of regulation, Warner marched the Cards into position to win but Neil Rackers was wide left on a 34-yard FG attempt in the closing seconds. GB won the toss and got the ball first in OT. On the first snap, Rodgers had Greg Jennings open down the middle but overthrown him. Shortly thereafter, they had a 3rd-in-6 play at their own 24 when Adams and Dansby combined on the game-winning play.

		1	2	3	4	OT	F
PACKERS		0	10	14	21	7	45
CARDINALS		17	7	14	7	0	51
Team	Qtr.	Time	Scoring Play		Drive	Score	
CARDS	1	11:04	Hightower 1-yard run (Rackers kick)		7-40, 3:38	0-7	
CARDS	1	9:16	Doucet 15-yard pass from Warner (Rackers kick)		2-22, 0:48	0-14	
CARDS	1	0:34	Rackers 23-yard FG		9-54, 5:20	0-17	
Packers	2	6:52	Rodgers 1-yard run (Crosby kick)		6-52, 4:14	7-17	
CARDS	2	2:16	Doucet 15-yard pass from Warner (Rackers kick)		8-79, 4:36	7-24	
Packers	2	0:00	Crosby 20-yard FG		8-73, 2:16	10-24	
CARDS	3	11:15	Fitzgerald 33-yard pass from Warner (Rackers kick)		6-80, 3:45	10-31	
Packers	3	7:20	Jennings 6-yard pass from Rodgers (Crosby kick)		10-80, 3:55	17-31	
Packers	3	4:07	Nelson 10-yard pass from Rodgers (Crosby kick)		8-57, 3:13	24-31	
CARDS	3	2:34	Fitzgerald 11-yard pass from Warner (Rackers kick)		3-73, 1:33	24-38	
Packers	4	14:08	J. Jones 30-yard pass from Rodgers (Crosby kick)		8-80, 3:26	31-38	
Packers	4	10:57	Kuhn 1-yard run (Crosby kick)		3-67, 0:56	38-38	
CARDS	4	4:55	Breaston 17-yard pass from Warner (Rackers kick)		11-80, 6:02	38-45	
Packers	4	1:52	Havner 11-yard pass from Rodgers (Crosby kick)		7-71, 3:03	45-45	
CARDS	OT	13:42	Dansby 17-yard fumble return		--	45-51	

STATISTICS

	GB	AZ
First Downs	32	30
Rushes-Yards	20-90	23-156
Net Passing Yards	403	375
Total Net Yards	493	531
Passing (A-C-I)	42-28-1	33-29-0
Sacked by Opp.-Y/L	5-19	1-4
Punts-Average	1-47.0	1-26.0
Fumbles-Lost	3-2	3-1
Penalties	8-76	9-56
Time of Possession	29:51	31:27

Weather: Indoors

RUSHING

PACKERS: Grant 11-65; Rodgers 3-13, TD; Jackson 2-6; Green 3-5; Kuhn 1-1, TD.

CARDS: Wells 14-91; Breaston 1-28; Hightower 7-19, TD; Stephens-Howling 1-18.

PASSING


PACKERS: Rodgers 28-42, 422 yds, 4 TD, 1 INT.

CARDS: Warner 29-33, 379 yds, 5 TD, 0 INT.

RECEIVING

PACKERS: Jennings 8-130, TD; Finley 6-159; Driver 4-43; Jones 3-50, TD; Grant 2-18; Havner 2-16, TD; Nelson 1-10, TD; Jackson 1-(-1); Kuhn 1-(-3).


CARDS: Breaston 7-125, TD; Fitzgerald 6-82, 2 TD; Doucet 6-77, 2 TD; Patrick 3-42; Hightower 3-21; Stephens-Howling 3-19; Urban 1-23.



NFC DIVISIONAL PLAYOFF

SAINTS 45, CARDINALS 14

JANUARY 16, 2010
LOUISIANA SUPERDOME - (70,149)



Six days after out-dueling the Packers in an explosive Wild Card game, the Cardinals saw their season end in New Orleans against the #1 seeded Saints. RB Tim Hightower raced 70 yards for a TD on the game's first play from scrimmage but after that the Cards faced an uphill battle most of the day. The Saints scored TDs on 5 of their first 6 offensive drives, twice capitalizing on AZ turnovers that gave them short fields. They also took advantage of a depleted Arizona defense that began the game without starting MLB Gerald Hayes (ankle) and in the first quarter lost two more starters - CB Dominique Rodgers-Cromartie (knee) and FS Antrel Rolle (head).

After Hightower's TD run gave the Cards the early lead, the Saints responded with a 10-play, 70-yard drive that ended with Lydell Hamilton's 1-yard run. On the next snap, Kurt Warner hit Jerheme Urban on a 28-yard pass down the middle but Urban fumbled it over to the Saints at the AZ37. Drew Brees made the Cards pay 4 plays later when he connected with Jeremy Shockey on a 17-yard scoring pass. The next N.O. drive saw the Cards lose Rolle & Rodgers-Cromartie and it ended when Reggie Bush reversed field on a 46-yard TD run that made it 21-7. Arizona then made it a one-score game when Warner led a 9-play, 80-yard drive and Beanie Wells scored from 4 yards out. However, the Saints kept their foot on the accelerator. One play after a 26-yard completion to Marques Colston, Brees connected on a 44-yard flea-flicker to Devery Henderson that made it 28-14. On the 2nd play of the ensuing AZ drive, Warner was INT'd by DE Will Smith at the line of scrimmage and then leveled on the return by a clean block from DE Bobby McCray. When Warner headed to the locker room to have his chest examined, Matt Leinart led the Cards into position for a FG but Neil Rackers missed from 51 yards out as the first half expired.

Warner returned to start the 2nd half but the Cards were never able to cut into the Saints lead. A 43-yard Garrett Hartley FG made it 38-14 and later in the 3rd, Bush's 83-yard punt return TD provided the final dagger.

	1	2	3	4	OT	F
CARDINALS	7	7	0	0	--	14
SAINTS	21	14	10	0	--	45

Team	Qtr.	Time	Scoring Play		Drive	Score	
CARDS	1	14:41	Hightower 70-yard run (Rackers kick)		1-70, 0:19	7-0	
SAINTS	1	9:17	Hamilton 1-yard run (Hartley kick)		10-72, 5:24	7-7	
SAINTS	1	7:02	Shockey 17-yard pass from Brees (Hartley kick)		4-37, 1:58	7-14	
SAINTS	1	2:31	Bush 46-yard run (Hartley kick)		5-77, 2:54	7-21	
CARDS	2	9:40	Wells 4-yard run (Rackers kick)		9-80, 5:07	14-21	
SAINTS	2	6:48	Henderson 44-yard pass from Brees (Hartley kick)		6-83, 2:52	14-28	
SAINTS	3	1:10	Colston 2-yard pass from Brees (Hartley kick)		8-27, 4:38	14-35	
SAINTS	3	8:26	Hartley 43-yard FG		6-39, 2:10	14-38	
SAINTS	3	6:42	Bush 83-yard punt return (Hartley kick)		--	14-45	

STATISTICS

	AZ	NO
First Downs	15	27
Rushes-Yards	15-101	34-171
Net Passing Yards	258	247
Total Net Yards	359	418
Passing (A-C-I)	36-24-1	32-23-0
Sacked by Opp.-Y/L	1-8	0-0
Punts-Average	6-43.5	4-42.8
Fumbles-Lost	3-1	0-0
Penalties	3-22	6-44
Time of Possession	23:33	36:27

Weather: Indoors

RUSHING

CARDS: Hightower 6-87, TD; Wells 5-7, TD; Stephens-Howling 2-4; Wright 1-3; Warner 1-0.

SAINTS: Bush 5-84, TD; Thomas 13-52; Hamilton 5-23, TD; Bell 6-11; Meachem 1-4; Thomas 1-0; Brees 3-(-3).

PASSING

CARDS: Warner 17-26, 205 yds, 0 TD, 1 INT; Leinart 7-10, 61 yds, 0 TD, 0 INT.

SAINTS: Brees 23-32, 247 yds, 3 TD, 0 INT.

RECEIVING

CARDS: Doucet 8-68; Fitzgerald 6-77; Breaston 4-52; Hightower 3-27; Urban 2-34; Becht 1-8.

SAINTS: Colston 6-83, TD; Henderson 4-80, TD; Bush 4-24; Thomas 4-18; Shockey 3-36, TD; Moore 2-6.



NFC WILD CARD GAME

PANTHERS 27, CARDINALS 16

JANUARY 3, 2015
BANK OF AMERICA STADIUM - (71,849)

The Cardinals finished the regular season 11-5, earning a Wild Card spot and trip to Carolina to take on the Panthers who captured the NFC South title by winning their last 4 games and finishing 7-8-1. Arizona had dealt with tremendous adversity all season, losing more than 20 players for more than 100 combined games due to injury and coming from behind in 9 of its 11 victories. But while they clawed back from a 10-point deficit to lead at halftime, this time they could not hold on. Arizona started its 3rd straight game with #3 QB Ryan Lindley (after injuries to both Carson Palmer & Drew Stanton) but had his hands full in both the run and pass games where they finished with just 27 and 51 net yards, respectively.

The Panthers jumped out to a 10-0 lead after they took advantage of outstanding field position on their first two series that resulted from a pair of AZ three-and-outs and short punts. The first drive started at the Carolina 48 and led to a 47-yard Graham Gano FG. The Panthers started their second drive at their own 43 and 8 plays later Jonathan Stewart scored on a 13-yard spinning run off the right side. Trailing by 10, the Cards were forced to punt on the next series but caught a break when returner Brenton Bersin mishandled it and Justin Bethel recovered at the Carolina 30. A 14-yard Larry Fitzgerald completion on 3rd-and-10 moved it to the 1 and led to Lindley's 1-yard TD pass to TE Darren Fells. It remained 10-7 after Gano missed a 43-yard FG try on the next series. Two drives later, the Panthers advanced to the A237 where they faced a 3rd-and-13. CB Antonio Cromartie picked off Cam Newton and returned the INT 50 yards to the A217 with 5 minutes left in the 1st half. Four plays later, RB Marion Grice scored from a yard out to put Arizona up 14-10 with 2:50 remaining in the 1st half. It was enough time for Carolina to move 59 yards in 9 plays and Gano's 39-yard FG made it a 1-point game at intermission.

On Arizona's first drive of the 2nd half, WR Michael Floyd appeared to have been interfered with on a 3rd down pass down the left sideline but it went unflagged and the Cards went 3-n-out. A short punt gave Carolina possession at the A237 to start their 2nd drive of the 3rd quarter. On the next snap, RB Fozzy Whittaker caught a short screen from Newton and took it 39 yards for a TD. It went from bad to worse on the ensuing kick when TE Ginn fumbled inside the 10 and the Panthers recovered at the A23. The defense appeared to hold Carolina to a FG when Newton's 3rd-and-go pass to TE Greg Olsen fell incomplete but SJ Boris Cheek questionably flagged Tony Jefferson for pass interference. On the next play Newton hit RB Mike Tolbert in the flat for a score; the 2 TDs in a 92 second span made it 27-14 Panthers. With 12 minutes to play LB Sam Acho hit Newton as he was passing and Rashad Johnson returned the empty-handed fumble to the A28. On the next play Lindley's pass intended for Fitzgerald was INT'd by LB Luke Kuechley at the 5. The game's only other points came in the closing seconds when punter Brad Nortman took an intentional safety by running out of the end zone.

	1	2	3	4	OT	F
CARDINALS	0	14	0	2	—	16
Panthers	10	3	14	0	—	27

Team	Qtr.	Time	Scoring Play	Drive	Score
Panthers	1	11:27	Gano 47-yard FG	7-19, 2:03	0-3
Panthers	1	5:21	Stewart 13-yard run (Gano kick)	8-57, 3:51	0-10
CARDS	2	14:56	Fells 1-yard pass from Lindley (Catanzaro kick)	6-30, 2:15	7-10
CARDS	2	2:50	Grice 1-yard run (Catanzaro kick)	4-17, 2:04	14-10
Panthers	2	0:15	Gano 39-yard FG	9-59, 2:31	14-13
Panthers	3	5:36	Whittaker 39-yard pass from Newton (Gano kick)	1-39, 0:14	14-20
Panthers	3	4:04	Tolbert 3-yard pass from Newton (Gano kick)	3-3, 1:24	14-27
Panthers	4	0:03	Nortman tackled in end zone for a safety	—	16-26

STATISTICS

	AZ	CAR
First Downs...	8	25
3rd Down Eff. (Pct)...	3-12 (25)	5-13 (33)
Total Plays...	47	74
Avg. Gain...	1.8	4.6
Rushes-Yards...	15-27	41-188
Net Passing Yards...	91	98
Total Net Yards...	78	386
Passing (A-C-I)...	28-16-2	32-18-1
Sacked by Opp...	4-31	1-0
Punts-Average...	9-34.8	4-37.3
Fumbles-Lost...	3-1	3-2
Penalties...	7-38	8-80
Time of Possession...	22:54	37:06

Weather: Cloudy & rainy, 51 degrees, 82% humidity, Winds NE 6 mph

RUSHING

CARDS: K. Williams 10-23; Taylor 3-3; Grice 1-TD; Hughes 1-0.
Panthers: Stewart 24-123; TD; Newton 7-35; Williams 4-16; Tolbert 2-7; Cutchey 1-5; Whittaker 1-4; Nortman 2-(-2).

PASSING

CARDS: Lindley 16-28, 82 yds, 1 TD, 2 INT.
Panthers: Newton 18-32, 198 yds, 2 TD, 1 INT.

RECEIVING

CARDS: JoBrown 4-34; Fitzgerald 3-31; Carlson 3-25; Williams 3-0; Hughes 1-6; Fells 1-1; TD; Floyd 1-(-12); Taylor 0-2; Sendeinle 0-(-5).
Panthers: Benjamin 4-33; Brown 3-37; Olsen 3-37; Cutchey 3-14; Whittaker 1-39; TD; Dickson 1-34; Bersin 1-6; Tolbert 1-1; Stewart 1-(-3).

INTERCEPTIONS

CARDS: Cromartie 1-50.
Panthers: Boston 1-11; Kuechley 1-1.

NFC DIVISIONAL PLAYOFF

CARDINALS 26, PACKERS 20 (OT)

JANUARY 16, 2016
UNIV. OF PHOENIX STADIUM - (65,089)

Meeting in the Divisional Playoff round, the Cards and Pack turned in one of the worst. The wild game featured 23 total points in the first 56:15 and then 23 more in the final 4:49. It saw the Cards come back from a 4th quarter deficit to lead late before the Packers completed a 41-yard Hail Mary as time expired to force overtime. But in the end, as it so often does, the game was decided by all-pro WR Larry Fitzgerald who cemented his place among the game's greatest postseason players. He caught 8 passes for a club playoff record 176 yards and a TD. His biggest plays came when AZ needed it most, including a 75-yard catch-n-run on the 1st play of OT after Aaron Rodgers had delivered a gut punch at the end of regulation.

The Cardinals struck first when Michael Floyd's toe-tapping catch of a Carson Palmer pass in the back of the end zone gave them a 7-0 lead. A 100-yard INT return TD by CB Patrick Peterson would have given the Cards a 14-0 lead but it was negated by penalty. Green Bay would then dominate possession thanks to back-to-back 17-play drives that consumed more than 15 minutes in total. However, each ended in FGs rather than TDs and AZ led 7-6 at intermission.

The teams then opened the 3rd quarter by trading interceptions. First S Rashad Johnson picked off Rodgers but 3 plays later Ha Ha Clinton-Dix returned the favor with one off Palmer. RB Eddie Lacy then reeled off consecutive runs of 14 & 61 yards that set-up an 8-yard TD pass to WR Jeff Janis. With the Pack leading 13-7, AZ marched to the GB10 but had to settle for a 28-yard Chandler Catanzaro FG that cut it to 3. The next Cards drive also reached the 10 but Palmer's pass to John Brown in the end zone was picked by CB Damarious Randall. After another Pack drive, the Cards took over at their own 20 down 3 to 10:53 to go. In 13 plays they reached the GB9 when Palmer's pass into the end zone was deflected by Randall but ricocheted to Floyd for a TD. After the Packers turned it over on downs on 4 passes, AZ took over at the GB24 with 2:38 to go. Catanzaro's subsequent 36-yard FG made it 20-13 with 1:55 to play. Needing a TD to tie it, GB faced a 4th-and-20 from its own 4 when Rodgers completed a 60-yard deep ball to Janis that took it to the AZ36 with :21 left. Three plays later they faced a 2nd-and-15 from the AZ41 and time for one hero into the end zone. GB's prayers were answered when Janis came down with Rodgers' pass in the end zone with no time on the clock and the stadium stunned. The crazy ending got crazier when referee Clete Blakeman had to re-do the OT coin toss because it didn't flip on his first try. AZ ultimately won it and started the extra period at its own 20. On the first snap, Palmer spun away from pressure before firing across the field to a wide open Fitzgerald. The veteran WR proceeded to weave his way all the way to the GB 5 on a 75-yard gain. Two plays later, a shovel pass fitz ended it.

	1	2	3	4	OT	F
Packers	0	6	7	7	0	20
CARDINALS	7	0	3	10	6	26

Team	Qtr.	Time	Scoring Play	Drive	Score
CARDS	1	6:48	Floyd 8-yard pass from Palmer (Catanzaro kick)	11-42, 6:21	0-7
Packers	2	11:22	Crosby 28-yard FG	17-85, 7:31	3-7
Packers	2	0:57	Crosby 34-yard FG	17-71, 7:55	6-7
Packers	3	10:17	Janis 8-yard pass from Rodgers (Crosby kick)	6-81, 3:05	13-7
CARDS	3	5:05	Catanzaro 28-yard FG	10-74, 5:12	13-10
CARDS	4	3:44	Floyd 9-yard pass from Palmer (Catanzaro kick)	14-80, 7:09	13-17
CARDS	4	1:55	Catanzaro 36-yard FG	4-6, 0:43	13-20
Packers	4	0:00	Janis 41-yard pass from Rodgers (Crosby kick)	6-86, 1:55	20-20
CARDS	OT	13:55	Fitzgerald 5-yard pass from Palmer	3-80, 1:05	20-26

STATISTICS

	GB	AZ
First Downs...	18	20
3rd Down Eff. (Pct)...	7-15 (47)	5-13 (38)
Total Plays...	67	63
Avg. Gain...	5.8	5.8
Rushes-Yards...	22-135	19-40
Net Passing Yards...	251	328
Total Net Yards...	386	368
Passing (A-C-I)...	44-24-1	41-25-2
Sacked by Opp...	1-10	3-21
Punts-Average...	4-35.8	3-49.0
Fumbles-Lost...	0-0	1-0
Penalties...	8-55	3-26
Time of Possession...	30:14	30:51

Weather: Indoors

RUSHING

Packers: Lacy 12-89; Starks 7-23; Rodgers 2-21; Kuhn 1-2.
CARDS: Johnson 15-35; Ellington 3-Panthers 1-2.

PASSING

Packers: Rodgers 24-44, 261 yds, 2 TD, 1 INT.
CARDS: Palmer 25-41, 349 yds, 3 TD, 2 INT.

RECEIVING

Packers: Janis 7-145, 2 TD; R.Rodgers 5-45; Abderrederis 4-55; Starks 4-4; Kuhn 2-10;acy 2-5.
CARDS: Fitzgerald 8-176, TD; Johnson 6-43; JoBrown 5-82; Floyd 3-26, 2 TD; Fells 2-14; Nelson 1-8.

INTERCEPTION

Packers: Clinton-Dix 1-0; Randall 1-0.
CARDS: RJohnson 1-1.



NFC CHAMPIONSHIP GAME
PANTHERS 49, CARDINALS 15
JANUARY 24, 2016
BANK OF AMERICA STADIUM - (74,294)

The NFC Championship Game featured the conference's top 2 seeds and league's top 2 offenses as the Cards (13-3) & Panthers (15-1) met in Charlotte with the dream of playing in Super Bowl 50. The dream quickly turned into a nightmare for Arizona. The Panthers scored on their first 3 offensive drives of each half and led 17-0 after one quarter, 24-7 at the half and ultimately won 49-15. They forced 7 Cardinal turnovers (4 INTs/3 fumbles) including 3 very costly ones late in the 2nd quarter when the Cards had a chance to re-claim momentum. It marked the 2nd straight year the Cards' season ended in Carolina and the loss denied Arizona the chance to advance to its 2nd Super Bowl in franchise history.

After a 45-yard Graham Gano FG put Carolina up 3-0, the next Panther drive started at the AZ49 thanks to a 32-yard Ted Ginn punt return. Five plays later, Ginn scored from 22 yards out on a reverse to make it 10-0. Arizona's 3rd straight drive ended in a punt but the defense had a chance to send the Panthers 3-n-out with a stop on 3rd-n-8 from the CAR14. However, Newton hit Corey Brown with a 26-yard pass to the 40 and the WR broke one tackle to take it the rest of the way for an 86-yard score. Down 17-0 the Cards advanced to the CAR37. On 3rd-n-10, Carson Palmer was sacked by DT Kawann Short forcing a fumble that the Panthers recovered. After the AZ defense forced a 3-n-out, the Cards took over at their own 21 with 11:47 to play in the half. They would move 79 yards in 10 plays and David Johnson's 1-yard TD run made it 17-7. AZ then held Carolina without a 1st down and the ensuing punt was short. But as Patrick Peterson raced to catch the errant kick, he couldn't hold onto it and the Panthers recovered at the AZ46. Consecutive runs of 17 and 23 by RB Jonathan Stewart took it to the one and on 3rd-n-goal from there Newton was able to break the plane for a TD. On the next snap, Palmer's arm was hit by DE Charles Johnson forcing a fumble the Panthers recovered at the AZ31. Two plays later, though, Peterson INT'd Newton and returned it 72 yards to the 22 with :56 left. But on the very next play, Palmer's pass into the end zone was picked off by S Kurt Coleman allowing the Panthers to take a 24-7 lead into halftime.

Things got no better in the 2nd half for the Cards as another Gano FG and an 11-yard Newton run upped the lead to 34-7. Early in the 4th, Palmer's 21-yard TD pass to TE Darren Fells and a successful 2-point conversion made it 34-15 with 14:16 remaining. However, the next 3 AZ drives would end in INTs, one of which was returned 22 yards for a TD by LB Luke Kuechly that provided the game's final points.

	1	2	3	4	OT	F
CARDINALS	0	7	0	8	—	15
Panthers	17	7	10	15	—	49

Team	Qtr.	Time	Scoring Play	Drive	Score
Panthers	1	9:30	Gano 45-yard FG	8-39, 3:56	0-3
Panthers	1	4:31	Ginn 22-yard run (Gano kick)	5-49, 3:16	0-10
Panthers	1	0:49	C.Brown 86-yard pass from Newton (Gano kick)	3-88, 0:59	0-17
CARDS	2	5:55	D.Johnson 1-yard run (Catanzaro kick)	10-79, 6:03	7-17
Panthers	2	1:56	Newton 1-yard run (Gano kick)	5-46, 2:49	7-24
Panthers	3	7:50	Gano 21-yard FG	11-80, 7:10	7-27
Panthers	3	2:08	Newton 11-yard run (Gano kick)	8-79, 4:11	7-34
CARDS	4	14:16	Fells 21-yard pass from Palmer (Nelson run)	10-80, 2:52	15-34
Panthers	4	5:26	Funchess 5-yard pass from Newton (Newton-Tolbert)	9-84, 6:12	15-42
Panthers	4	5:11	Kuechly 22-yard INT return (Gano kick)	--	15-49

STATISTICS

	AZ	CAR
First Downs.....	21	21
3rd Down Eff. (Pct).....	3-10 (30)	8-14 (57)
Total Plays.....	60	66
Avg. Gain.....	4.8	7.2
Rushes-Yards.....	16-60	37-152
Net Passing Yards.....	227	324
Total Net Yards.....	287	478
Passing (A-C-I).....	41-23-4	28-19-1
Sacked by Opp.....	3-8	1-11
Punts-Average.....	4-48.8	3-39.7
Fumbles-Lost.....	3-3	0-0
Penalties.....	8-51	5-45
Time of Possession.....	23:21	35:39

Weather: Clear, 39 degrees. Humidity 39%. Wind SW 4 mph.

RUSHING

CARDS: DJohnson 15-60, TD; Ellington 1-0.
Panthers: Stewart 19-83; Newton 10-47, 2 TD; Ginn 1-22, TD; Tolbert 3-4; Whittaker 2-(-2); Anderson 2-(-2).

PASSING

CARDS: Palmer 23-40, 235 yds, 1 TD, 4 INT; Fitzgerald 0-1, 0 yds.
Panthers: Newton 19-28, 335 yds, 2 TD, INT.

RECEIVING

CARDS: DJohnson 9-68; Fitzgerald 4-30; Floyd 3-37; Fells 2-36, TD; Nelson 2-25; JoBrown 2-23; JaBrown 1-16.
Panthers: Olsen 6-113; CBrown 4-113, TD; Ginn 2-52; Funchess 2-21, TD; Cotchery 2-17; Stewart 2-5; Tolbert 1-14.

INTERCEPTION

CARDS: Peterson 1-72.
Panthers: Coleman 2-0; Kuechly 1-22; Boston 1-5.



2017 ARIZONA CARDINALS MEDIA GUIDE

HISTORY



FRANCHISE HISTORY

The Cardinals were founded in 1898 and in 1920 became a charter member of the National Football League, then known as the American Professional Football Association. The club holds the distinction of being the United States' oldest professional football franchise still in existence.

THE EARLY DAYS

The team boasts a colorful history. Fans have known the club as the Arizona Cardinals, Phoenix Cardinals, St. Louis Cardinals, Chicago Cardinals, Racine Cardinals, the Normals, and the Morgan Athletic Club.

The franchise began as a neighborhood group that gathered to play football in a predominantly Irish area of Chicago's South Side, playing under the name Morgan Athletic Club. The team later was acquired by Chris O'Brien, a painting and decorating contractor, and soon its playing site changed to nearby Normal Field, prompting the new name Normals.

In 1901, the team gained longstanding identification when O'Brien bought used jerseys from the nearby University of Chicago. The jerseys were faded maroon in color, prompting O'Brien to declare, "That's not maroon, it's Cardinal red!" The club's permanent nickname had been born.



Early owner Chris O'Brien organized the Cardinals for a third time following World War I.

The jersey color and the location of the field (61st and Racine) led to a new and obvious name, the Racine Cardinals.

In Chicago at the time, football competition was exclusively amateur, but opposition became increasingly hard to find, so in 1906, the team disbanded.

In 1913, O'Brien reorganized the Cardinals. By 1917 they were able to buy new uniforms and hire a coach, Marshall Smith. That year they lost only two games and were champions of the Chicago Football League.

The war in Europe and a flu epidemic in the United States forced the team to suspend operations again in 1918. Following Armistice Day that officially ended World War I in November of 1918, O'Brien organized the Cardinals for a third time. From that day forward, the Cardinals have been a permanent part of the

professional football landscape in America.

The Cardinals and Chicago Bears are the only two of the 11 charter members of the NFL still in existence. The Bears were originally based in Decatur, IL and known as the Decatur Staleys (after their sponsor, the Staley Starch Company). The team moved to Chicago in 1921 and was known as the Chicago Staleys for a year before becoming the Chicago Bears in 1922.



The colorful history of the Cardinals, a charter member of the National Football League and the oldest continuously run professional football franchise in the nation, began humbly in 1898 as a neighborhood group that gathered to play football as the Morgan Athletic Club in Chicago's South Side.



POST WORLD WAR I

Shortly after the Cardinals joined the American Professional Football League in 1920 for the \$100 franchise fee, O'Brien lured great halfback John "Paddy" Driscoll to the Cardinals for \$3,000 a year, a sum considered outlandish at the time. But Driscoll was an authentic superstar, a superior runner, blocker, punter, and possibly the finest drop kicker in the history of football. He would coach the team from 1921–22.

One of Driscoll's young running backs was Ralph Horween, a former star at Harvard, who played under the assumed name of B. McMahon. A Cardinal from 1921–22, Horween scored two rushing touchdowns during his three-year career in the days of leather helmets without face masks, numberless sweater jerseys, and \$40 paychecks.

In 1922, a team from Racine, Wisconsin joined the NFL, prompting the Cardinals to change their name to the Chicago Cardinals. The same year the Cardinals also moved into their new home in Comiskey Park, which they would share with baseball's White Sox for 37 years.

Under new Head Coach Norman Barry, the Cardinals outdistanced a field of 20 teams to win their first NFL championship in 1925 by virtue of the league's best record (the NFL did not begin postseason play until 1933).

A Chicago physician, Dr. David Jones, purchased the team in 1929. In his first year of ownership, he coaxed legendary running back Ernie Nevers out of retirement to become player-coach. Still in his prime, the 26-year-old Nevers scored an NFL-record 40 points on six touchdowns and four extra points in an historic 40–6 victory over the cross-town Chicago Bears on Thanksgiving Day, 1929.

After guiding the Cardinals to a 16–14–3 combined record in three seasons, the legendary Nevers retired as both coach and player in 1932.

Nevers' departure also marked the arrival of a new club owner. Charles W. Bidwill, Sr., a vice president of the Bears, purchased the Cardinals for Jones' asking price of \$50,000. Bidwill divested himself of his Bears' holdings and in 1932, the franchise began a continuous period of family ownership that continues to this day.

The team sorely missed Nevers' magic on the field and the Cardinals endured difficult years in



Cardinal owner Charles W. Bidwill, Sr. is a member of the Pro Football Hall of Fame.

the 1930s and early '40s. World War II hit the team heavily. The Cardinals lost their top passer, receiver, and lineman—Johnny Clement, Billy Dewell, and Joe Kuharich, respectively—to military service. In 1944 as a war-time emergency measure, the Cardinals combined with the Pittsburgh Steelers to play as one team. It was called Card-Pitt. Co-coached by the Cardinals' Phil Handler and the Steelers' Walt Kiesling, a former Cardinal guard, the team split its home games between Comiskey Park and Forbes Field in Pittsburgh, failing to win an outing in 10 tries.

Success finally returned following the war. In 1945, the arrival of University of Missouri quarterback Paul Christman trumpeted the team's conversion to the "T" formation. Fullback Pat Harder and halfback Elmer Angsman were added in 1946.

THE 1947 CHAMPIONSHIP TEAM

The 1947 Cardinals captured the Western Division title and took the NFL championship in a season that was bittersweet for the organization. Owner Charles Bidwill had been the club's leader since taking over as owner in 1933 and helped shepherd the NFL through "The Great Depression." However his death in April of '47, deprived him of witnessing the club's first NFL crown in 22 years.

Still, Bidwill earned credit for fitting the final crucial piece into place to complete the Cardinals' famed "Million-Dollar Backfield." It was his unprecedented signing of University of Georgia All-America running back Charley Trippi, for the then-unheard of sum of \$100,000 that finally put the Cardinals over the top.

Several key Cardinals were already in place for the championship run. In 1945, the organization



drafted Paul Christman, a talented passer from Missouri, before adding Wisconsin fullback Pat Harder, Elmer Angsman of Notre Dame, and end/defensive back Mal Kutner from Texas in '46. Another great end, Bill Dewell, had returned from military service for the '45 season. The staple of Conzelman's ensemble was a relic from the late '30s, versatile Marshall "Biggie" Goldberg, an intuitive defensive back who was the first real free safety in pro football. Also a running back, Goldberg had enjoyed many productive days offensively, too, but they were mostly behind him when Conzelman began his second reign as the Cards' head man in '46.

Chicago started quickly in 1947 by winning its first three outings, including a 31-7 trouncing of the hated cross-town rival Bears. In week four, the Cardinals headed to Los Angeles and incurred their first loss of the season. Afterwards they tragically lost rookie punter Jeff Burkett who missed the game as well as the flight back to Chicago because of an emergency appendectomy. After several days recuperating, the United Airlines DC-6 taking him home crashed in Bryce Canyon, Utah, killing the young star who was the NFL's leading punter at the time.

Under that pall, the Cardinals climbed to 7-3 but were in the throes of a two-game losing streak heading to Philadelphia on December 7 for a critical game against the Eagles. Trailing 7-3 at the half, Chicago exploded for six second-half touchdowns, including two by Trippi, and held the powerful Steve Van Buren to just 44 yards rushing to grab a crucial 45-21 road win.

The victory deadlocked the Cards with the Bears and set-up a showdown in the regular season finale the following Sunday at hostile Wrigley Field.

The biggest play of the game came on the first


snap. Conzelman designed a pass play that would isolate Bears' linebacker Mike Holovak one-on-one with speedster Boris "Babe" Dimancheff. Because his wife was expecting, Dimancheff missed the entire week of practice. Despite never running it in advance, the play worked to perfection as Dimancheff raced down the center of the field and caught Christman's perfect pass in stride for a TD. The Cardinals also intercepted four passes off legendary Bear quarterback Sid Luckman, converting two into touchdowns en route to a 30-21 win. The Western Division crown now in hand, the Cardinals prepared to play host to the league championship game a fortnight later (12/28/47) against Eastern Division powerhouse Philadelphia.

At a bitterly cold Comiskey Park, pre-kickoff controversy raged when it was discovered the Eagles attempted to get better footing on the concrete-like playing surface by sharpening and filing their cleats. A succession of penalties opened the game, infuriating Philadelphia Head Coach Earle "Greasy" Neale. Meanwhile the Cardinals quietly had slipped into tennis shoes for the frigid affair.

The game was defined by Chicago's quick-openers, producing three long scoring runs from scrimmage—two 70-yarders by Angsman and a 44-yarder by Trippi. In the third quarter, Trippi returned a punt 75 yards for a touchdown. Angsman's thrilling fourth-quarter duplication of his second-period 70-yard touchdown strike enabled him to break the NFL championship game record for rushing yards with 159. But Philadelphia fought evenly throughout with quarterback Tommy Thompson setting two playoff records on 27-of-44 passing for 297 yards. The Cardinals' 28-21 victory, however, wasn't secured until Goldberg's late-game interception.



The 1947 Cardinals won the NFL Championship with a 10-3 overall record. They defeated the Philadelphia Eagles 28-21 at Chicago's Comiskey Park in the NFL's 15th title contest.



Marshall Goldberg sealed the 1947 championship game victory with a fourth quarter interception.

ON TO ST. LOUIS

Following her husband's passing in April of 1947, Violet Bidwill assumed control of the franchise for the next 15 years, a span that included a second consecutive Western Division championship and appearance in the 1948 NFL championship game, a 7-0 loss at Philadelphia, and the transfer of the team from Chicago to St. Louis in 1960.

Upon Mrs. Bidwill's death in January of 1962, team control moved to sons Charles W. Bidwill, Jr. and William V. Bidwill. In 1972, the latter and his family gained sole ownership with William becoming managing general partner. On July 1, 1976, incorporation of the company was accomplished with Bidwill continuing as chief executive officer.

After 14 years in the city, the Cardinals brought their first division title to St. Louis in 1974. The Big Red captured the NFC Eastern Division flag under Head Coach Don Coryell and advanced to the playoffs with a 10-4 regular season record. The Cardinals lost to the Minnesota Vikings, 30-14, in their first playoff appearance since 1948. Again in 1975, Coryell provided St. Louis a division crown but another playoff loss, this time to the Rams in Los Angeles, 35-23, ended the Cards' postseason dream in their first outing.

The Cardinals next appeared in the playoffs in 1982 when Head Coach Jim Hanifan's club lost a

first-round game at Green Bay, 41-16. In 1984, an offensively explosive St. Louis team narrowly missed the playoffs—and the NFC Eastern Division title—with a 9-7 record. However, the Cardinals stumbled to a 5-11 mark in 1985, prompting Hanifan's dismissal and the hiring of long-time Dallas Cowboy assistant Gene Stallings as the team's new head coach.

ARIZONA

After 28 years in St. Louis, the Cardinals relocated to Arizona in the spring of 1988 and made Sun Devil Stadium on the campus of Arizona State University their new home.

Their first season in the Valley of the Sun began optimistically when the team raced to a 7-4 record and a share of the NFC Eastern Division lead. But untimely injuries struck and a five-game losing streak ensued to finish the year, dashing hopes of the club's first postseason berth since 1982.

The Cardinals' new home provided club single-game (67,139 vs. Dallas in the Arizona inaugural game) and single-season (472,937) attendance records (since broken) in the team's first autumn in Arizona. All the Cardinals' franchise attendance records have been established since moving to the desert. The record-setting inaugural season attendance total was eclipsed in 1994 when 497,330 fans, or 62,166 per game, spun the Sun Devil Stadium turnstiles. All of those attendance marks, however, have been eclipsed since the team moved into University of Phoenix Stadium.

On March 17, 1994, Bidwill announced his intention to change the name of the team to the Arizona Cardinals and it was adopted unanimously by vote of NFL owners the following week.

The 1995 season marked another milestone when the Cardinals served as host team for Super Bowl XXX at Sun Devil Stadium on January 28, 1996.

The 1998 Arizona squad ended the franchise's 15-year playoff drought. Under head coach Vince Tobin and led by former ASU quarterback Jake Plummer, the '98 Cardinals earned a Wild Card berth by winning their last three games in dramatic fashion and each by a field goal or less – a 20-17 overtime win at Philadelphia, a 19-17 home win vs. New Orleans, and a playoff-clinching 16-13 home win over San Diego. The final game ended when Chris Jacke nailed a 52-yard field goal as time expired to win the game before a sold-out crowd at Sun Devil Stadium. The next week saw the team notch its first postseason victory since 1947 with a 20-7 win over the Cowboys at Texas Stadium. The thrilling ride ended with a 41-21 loss at Minnesota in the divisional playoffs the next week.

The 2000 season proved pivotal to the Cardinals' franchise. On Election Day, November 7, 2000, voters in Maricopa County passed Proposition 302, the Tourism and Sports Initiative, to help fund a new stadium for the Cardinals, Fiesta Bowl, and future Super Bowls, in addition to providing



revenue for Cactus League spring training baseball, tourism, and youth recreation. The 454,785 “yes” votes spelled a plurality of 33,123 votes (51.89 percent).

The attention of the sports world and beyond turned to Arizona safety Pat Tillman in 2002 when he quietly and nobly walked away from a lucrative career in pro football to enlist in the Army. Moved to action by the events of 9/11, Tillman joined the elite Army Rangers and in April of 2004 was killed while serving in Afghanistan. His jersey number 40 became the fifth in team history to be retired.

In 2005, the Cardinals made NFL history by participating in the NFL’s first-ever regular season game played outside the United States. On October 2nd, the Cards defeated the 49ers 31-14 before a record crowd of 103,467 in Mexico City’s Estadio Azteca, the largest crowd ever to see an NFL regular season game.

The 2006 season marked the team’s first at University of Phoenix Stadium, recognized by BusinessWeek as one of the 10 most impressive sports facilities in the world. Since then, the world-class venue has attracted record crowds for the franchise and has allowed the team to sell-out every game played in the venue. On February 3, 2008, the stadium hosted Super Bowl XLII between the New York Giants and the New England Patriots.

The 2008 Cardinals turned in perhaps the most memorable season in franchise history, one that ended with the team’s first-ever Super Bowl appearance. Arizona qualified for the postseason by clinching its first division title since 1975 and first-ever NFC West crown with a perfect 6-0 divisional record. As the division champs, the Cardinals hosted their first playoff game since 1947 and defeated Atlanta 30-24 in the Wild Card round. Arizona then traveled to Carolina

where they faced the heavily favored Panthers but came away with a stunning 33-13 victory. The Cards returned home the following week to host the Philadelphia Eagles in the NFC Championship game and won their first-ever NFC title by defeating the Eagles 32-25. The victory also secured a date with Pittsburgh in Super Bowl XLIII from Tampa. Before what was then the largest audience in US television history, the Cardinals fell to the Steelers 27-23. Down 20-7 entering the fourth quarter, Arizona made the biggest comeback in Super Bowl history, with a 64-yard TD pass from Kurt Warner to Larry Fitzgerald giving the Cards a 23-20 lead with under 3:00 remaining. Pittsburgh responded with a 78-yard drive that ended with Santonio Holmes’ tip-toe TD reception and the game’s deciding score in one of the most exciting Super Bowls ever played.

A new exciting chapter in franchise history began in January of 2013 when team President Michael Bidwill hired GM Steve Keim and head coach Bruce Arians nine days apart. Under the leadership of Bidwill, Keim and Arians, Arizona has posted a 41-22-1 record over the last four seasons. The Cardinals 41 wins from 2013-16 are more than they had in any other four-year span in franchise history. The 2015 season was a banner year for the organization as the team won the NFC West, set a franchise record for wins in the regular season (13) and earned the first postseason bye in team history.

The Cardinals success at home over the last four seasons has also transformed University of Phoenix Stadium into one of the most hostile venues in the NFL for opposing teams. Arizona has a 23-8-1 record the last four years at home and the 23 wins are tied for the fourth-best mark in the NFL and the second-best total in the NFC.



The Cardinals made their first-ever Super Bowl appearance when they met the Pittsburgh Steelers in Super Bowl XLIII.



ALL-TIME ALPHABETICAL ROSTER

	Barkley, Matt (QB), Southern California	2009-11	Bojovic, Novo (K), Central Michigan	1985
	Barnes, Lawrence (RB), Tennessee State	1978	Boldin, Anquan (WR), Florida State	2003-09
	Barnes, Mike (DB), Texas-Arlington	1967-68	Bollinger, Brian (G), North Carolina	1994
	Barnes, Pete (LB), Southern	1973-75	Bonelli, Ernie (B), Pittsburgh	1945
	Barni, Roy (B), San Francisco	1952-53	Bonner, Sherdrick (QB), California State-Northridge	1999
	Barr, Mike (P), Rutgers	2007	Booth, Clarence (T), Southern Methodist	1943
	Barrett, David (CB), Arkansas	2000-03	Booty, John (DB), Texas Christian	1993
	Barrie, Sebastian (DT), Liberty	1994	Borum, Jarvis (T), North Carolina State	2001-02
	Barry, Norm (B), Notre Dame	1921	Boso, Cap (TE), Illinois	1986
	Barry, Paul (B), Tulsa	1954	Bostic, Joe (T), Clemson	1979-89
	Bartel, Richard (QB), Tarleton State	2010-11	Boston, David (WR), Ohio State	1999-02
	Bartu, Joplo (LB), Texas State	2016	Bouie, Kevin (RB), Mississippi State	1997
	Bates, Mario (RB), Arizona State	1998-99	Bouka, Elie (CB), Calgary	2016-
	Bates, Theodore (LB), Oregon State	1960-62	Bova, Tony (E), St. Francis	1944
	Batiste, D'Anthony (T), Louisiana-Lafayette	2010-12	Bowers, Andy (DE), Utah	2001-02
	Baty, Greg (TE), Stanford	1988	Boyette, Garland (LB), Grambling State	1962-63
	Bausch, Jim (B), Kansas	1933	Boyd, Bill (B), Westminster (Mo.)	1930-31
	Bavaro, David (LB), Syracuse	1990	Boyd, Shane (QB), Kentucky	2006
	Baxter, Rob (T), Iowa	1992-93	Boydston, Max (E), Oklahoma	1955-58
	Baxter, Jarrod (FB), New Mexico	2005	Braden, Dave (G), Marquette	1945
	Bayless, Martin (DB), Bowling Green	1984	Bradford, Ronnie (CB), Colorado	1996
	Baynham, Craig (RB), Georgia Tech	1972	Bradley, Bill (DB), Texas	1977
	Beach, Pat (TE), Washington	1993	Bradley, Dave (G), Penn State	1972
	Beal, Norm (DB), Missouri	1962	Bradley, Hal (E), Elon	1938-39
	Beathard, Pete (DB), Southern California	1970-71	Bradley, Hal (G), Iowa	1928
	Beatty, Chuck (DB), North Texas State	1972	Bradley, Melvin (LB), Arkansas	1999
	Beauchamp, Al (LB), Southern	1976	Bradley, Stewart (LB), Nebraska	2011-12
	Becht, Anthony (TE), West Virginia	2009	Braham, Kirk (G/T), West Virginia	1994
	Beckman, Tom (DE), Michigan	1972	Brahaney, Tom (C), Oklahoma	1973-81
	Bedford, Vance (CB), Texas	1982	Braidwood, Charles (E), Tennessee-Chattanooga	1932
	Beinor, Ed (E), Notre Dame	1940-41	Branch, Alan (DT), Michigan	2007-10
	Beisel, Monty (LB), Kansas State	2006-08, '09	Branch, Tyron (S), Connecticut	2016-
	Belden, Charles (B), None	1929-31	Braxton, David (LB), Wake Forest	1990-93
	Bell, Anthony (LB), Michigan State	1986-90	Breaston, Steve (WR/PK), Michigan	2007-10
	Bell, Bob (DE), Cincinnati	1974-78	Bredde, Bill (B), Oklahoma A&M	1954
	Bell, Gordon (RB), Michigan	1978-79	Brennan, Mike (G), Notre Dame	1991
	Bell, Marcus (DT), Memphis	2001-03	Brennan, Willis (T), None	1920-27
	Bell, Mark (WR), Colorado State	1981	Brett, Ed (E), Washington State	1936
	Bell, Jeremiah (S), Eastern Kentucky	2013	Brettschneider, Carl (LB), Iowa State	1956-59
	Belton, Willie (RB), Maryland State	1973-74	Brewer, Aaron (LS), San Diego State	2016-
	Benard, Marcus (LB), Jackson State	2013-14	Brim, Jeremy (T), Southern Mississippi	2004-05, 09-12
	Bennett, Charles (B), None	1933	Brim, Michael (CB), Virginia Union	1988
	Bennett, Tommy (S), UCLA	1996-2000	Brinkley, Jasper (LB), South Carolina	2013
	Bergen, Adam (TE) Lehigh	2005-06	Britton, Earl (B), Illinois	1929
	Berger, Mitch (P), Colorado	2007	Brock, Fred (WR), Southern Mississippi	1997-98
	Bergerson, Gill (T), Oregon State	1933	Bronson, John (TE/FB), Penn State	2005-2006
	Bergold, Scott (DT), Wisconsin	1985-86	Brooks, Carlie (CB), Adams State	2015
	Bernardi, Frank (B), Colorado	1955-57	Brooks, Carlos (DB), Bowling Green	1995
	Berquist, Jay (G), Nebraska	1927	Brooks, Ethan (T), Williams (Mass.)	2000
	Berry, Bertrand (DE), Notre Dame	2004-09	Brooks, Jonathan (LB), Clemson	1980
	Berry, Gil (B), Illinois	1935	Brooks, Leo (DE), Texas	1973-76
	Bertagnoli, Libero (G), Washington (Mo.)	1942, '45	Brosky, Al (B), Illinois	1954
	Bessilieu, Don (S), Georgia Tech	1982	Broughton, Nehemiah (FB), The Citadel	2010
	Bethel, Justin (CB), Presbyterian	2012	Brown, Chadrick (DE), Mississippi	1993-95
	Beuerlein, Steve (DB), Notre Dame	1993-94	Brown, Chuck (C/G), Houston	1979-80
	Bienemann, Troy (TE), Washington State	2007	Brown, Cody (LB), Connecticut	2009
	Bienemann, Tom (E), Drake	1951-56	Brown, Dave (DB), Duke	1998-2001
	Bilbo, Jon (T), Mississippi	1938-39	Brown, Derek (TE), Notre Dame	1999-00
	Bird, Steve (WR), Eastern Kentucky	1983-84	Brown, Elton (G), Virginia	2005-08
	Birdsong, Carl (P), Southwestern Oklahoma State	1981-85	Brown, Hardy (LB), Tulsa	1956
	Birlem, Keith (B), San Jose State	1939	Brown, Ivory Lee (RB), Arkansas-Pine Bluff	1991-92
	Bishop, Desmond (LB), California	2014	Brown, J.B. (DB), Maryland	1998
	Black, Tim (LB), Baylor	1977	Brown, Jason (WR), Clemson	2013
	Blackburn, Bill (C), Rice	1946-50	Brown, John (WR), Pittsburg State	2014
	Blackstock, Darryl (LB), Virginia	2005-07	Brown, Lance (DB), Indiana	1995-96
	Blackwell, Hal (B), South Carolina	1945	Brown, Levi (T), Penn State	2007-2013
	Blair, Stanley (CB), Southeastern Oklahoma State	1990	Brown, Lomas (T), Florida	1996-98
	Blake, Jeff (DB), East Carolina	2003	Brown, Milford (G), Florida State	2006
	Blanchard, Cary (K), Oklahoma State	2000-01	Brown, Ralph (CB), Nebraska	2007-09
	Blazine, Tony (T), Illinois Wesleyan	1935-40	Brown, Ray (T), Arkansas State	1986-88
	Bliss, Homer (G), Washington & Jefferson	1928	Brown, Robert (TE), Alcorn A&M	1969-70
	Blount, Eric (RB/KR), North Carolina	1992-93	Brown, Rod (FB), North Carolina State	1997-98
	Blumenthal, Morris (B), Northwestern	1925	Brown, Ron (WR), Colorado	1987
	Blumer, Herb (E), Missouri	1925-30, '33	Brown, Rush (DT), Ball State	1980-83
	Bock, Wayne (T), Illinois	1957	Brown, Terry (DB), Oklahoma State	1969-70
	Boehm, Evan (G/C), Missouri	2016-	Brown, Theotis (RB), UCLA	1979-81
	Boggs, Taylor (G), Humboldt State	2016	Brubaker, Dick (E), Ohio State	1955, '57
	Bogue, George (B), Stanford	1930	Bruckner, Les (B), Michigan State	1945
	Bohlmann, Frank (G), Marquette	1942	Brumm, Don (DE), Purdue	1963-69, 72
	Bohm, Ron (DT), Illinois	1987	Brunner, Scott (DB), Delaware	1985

Bryan, Jon (B), Chicago	1922	Chapura, Dick (DT), Missouri	1990	Crump, Bob (DE), Arizona	1974		
Bryant, Charlie (RB), Allen (S.C.)	1966-67	Chaprier, Len (B), Illinois	1921	Crump, Wayne (DB), Fresno State	1973-76		
Bryant, Christian (S), Ohio State	2016	Chappell, Leon (G), None	1920-21	Cuff, Dwayne (B), Marquette	1946		
Bryant, Chuck (E), Ohio State	1962	Chavous, Corey (DB), Vanderbilt	1998-2001	Culpepper, Edward (G), Alabama	1958-60		
Bryant, Red (DT), Texas A&M	2015	Cheatham, Lloyd (DB), Auburn	1942	Cunningham, Ed (C), Washington	1992-95		
Bryant, Wendell (DT), Wisconsin	2002-04	Cherry, Ed (B), Hardin-Simmons	1938-39	Cunningham, Eric (G), Penn State	1980		
Buccanone, Deone (\$LB), Washington State	2014	Chickillo, Nick (G), Miami (Fla.)	1953	Cunningham, Rick (T), Texas A&M	1992-94		
Buck, Mike (QB), Maine	1995	Childress, Joe (RB), Auburn	1960, '62-65	Cuzzopoli, Gary (QB), Virginia	1972		
Buckley, Garland (T), None	1920-24	Childs, Jim (WR), California Poly-San Luis Obispo	1978-80	Czapka, Brett (G), Oregon	1934-38		
Bucklin, Tom (B), Idaho	1927	Chilton, Gene (C), Texas	1986-87	Curcillo, Tony (B), Ohio State	1953		
Buczowski, Bob (DT), Pittsburgh	1989	Chisick, Andy (C), Villanova	1940-41	Curren, Harry (B), Boston College	1920-21		
Bukant, Joe (B), Washington (Mo.)	1942-43	Christensen, Marty (B), Minnesota	1940	Curry, Herschel (DB), Oregon State	1994		
Bulger, Chet (T), Auburn	1942-43, '45-49	Christian, Gerald (TE), Louisville	2015	Curry, Don (E), Boston College	1943		
Bulman, Tim (DT), Boston College	2005	Christian, Marqui (S), Midwestern State	2016	Curry, Clarence (CB), Villanova	2004		
Bundy, Marquis (WR), New Mexico	2016	Christman, Paul (DB), Missouri	1945-49	Curtis, Travis (FS), West Virginia	1987-88		
Burch, John (RB), Tennessee-Martin	1989	Christopherson, Ryan (FB), Wyoming	1996	Curtis, Ryan (B), None	1928		
Burke, Anthony (DT), Minnesota	1987	Ciccione, Ben (C), Duquesne	1942	D			
Burke, Thomas (DE), Wisconsin	1999-02	Clancy, Kendrick (DT), Mississippi	2006				
Burkett, Jeff (E), Louisiana State	1947	Clancy, Sean (LB), Amherst	1979-80		Daanen, Jerry (WR), Miami (Fla.)	1968-70	
Burl, Alex (B), Colorado A&M	1956	Clark, Beryl (B), Oklahoma	1940		Daddio, Bill (E), Pittsburgh	1941-42	
Burnett, Ray (B), None	1938	Clark, Bill (G), None	1920		Daffney, Bernard (G), Tennessee	1995	
Burnett, Victor (DE), Fresno State	1987	Clark, Charles (G), Harvard	1924		Dahms, Tom (T), San Diego State	1956	
Burns, Leon (RB), California State-Long Beach	1972	Clark, Ernie (LB), Michigan State	1968		Daniels, Jerome (G), Northeastern	1997-99	
Burnstein, Brent (DT), Arizona State	1997	Clark, Gary (WR), James Madison	1993-94		Darby, Carlos (LB), Auburn	2004-09, '13	
Burson, Jim (DB), Auburn	1963-67	Clark, Jesse (RB), Arkansas	1988-89		Darby, Matt (S), UCLA	1996-97	
Burton, Ron (LB), North Carolina	1989	Clark, Jon (T), Temple	1998-00		Dardar, Ramsey (DT), Louisiana State	1983-84	
Bush, Michael (RB), Louisville	2014	Clark, Randy (C), Northern Illinois	1980-86		Darling, James (LB), Washington State	2003	
Bush, Steve (TE), Arizona State	2001-03	Clasby, Bob (DE), Notre Dame	1986-90		Davey, Rohan (RB), Louisiana State	2005	
Busler, Ray (T), Marquette	1940-41, '45	Clatt, Corwin (B), Notre Dame	1948-49		Davids-Garrido, Norberto (T), Southern California	2000	
Busse, Ellis (B), Chicago	1940-41	Claxton, Ben (C), Mississippi	2009-10		Davidson, Joe (G), Colgate	1928	
Butler, Creadon (CB), Clemson	2011-12	Claypool, Ralph (C), Purdue	1925-26, '28		Davis, Bill (T), Texas Tech	1940-41	
Butler, Drew (P), Georgia	2014-16	Clayton, Ralph (WR), Michigan	1981		Davis, Billy (DB), Clemson	1984	
Butler, Jim (RB), Edward Waters (Fla.)	1972	Clement, Anthony (T), Southwestern Louisiana	1998-04		Davis, Cedric (CB), Tennessee State	1995	
Butler, John (B), Tennessee	1944	Clement, John (B), Southern Methodist	1941		Davis, Charlie (DT), Texas Christian	1975-79	
Butler, Kevin (K), Georgia	1996-97	Clemmons, Chris (S), Clemson	2014-15		Davis, Dexter (DB), Clemson	1991-93	
Butler, Victor (LB), Oregon State	1989	Cobb, Tom (T), Arkansas	1991		Davis, Greg (K), Citadel	1991-96	
Butts, Ed (B), Chico State	2024	Cobbs, Lyron (LB), Notre Dame	1997		Davis, Jerry (B), Southeast Louisiana	1948-51	
Butz, Dave (DE), Purdue	1973-74	Cochran, Antonio (DE), Georgia	2005		Davis, Leonard (T), Texas	2001-06	
Byrd, Dominique (TE), Southern California	2009	Cochran, John (B), Wake Forest	1947-50		Davis, Paul (LB), North Carolina	1983	
Byrd, LaRon (WR), Miami (Fla.)	2012-13	Coder, Ron (G), Penn State	1980		Davis, Ray "Hermie" (E), Birmingham-Southern	1935	
C		Cody, Mac (WR), Memphis	1999-00		Davis, Reuben (DE), North Carolina	1992-93	
		Coffee, Jim (B), Louisiana State	1937-38		Davis, Ron (DE), Virginia State	1973	
	Cahill, Ron (B), Holy Cross	1943	Colbert, Randy (DB), Lamar		1977	Davis, Russell (DT), North Carolina	2000-05
	Cain, Jim (E), Alabama	1949	Coleman, Ben (T/G), Wake Forest		1993-95	Davis, Wayne (LB), Alabama	1987-88
	Cain, J.V. (WR/TE), Colorado	1974-77	Coleman, Sidney (LB), Southern Mississippi		1991	Davis, Will (LB), Illinois	2009-10
	Caldwell, Mike (LB), Middle Tennessee State	1997	Colthour, Jake (G), Oklahoma A&M		1946-48	Dawson, Doug (G), Texas	1984-86
	Camarillo, Rich (P), Washington	1989-93	Colledge, Daryn (G), Boise State		2011-13	Dawson, Mike (DT), Arizona	1976-82
	Campana, A. (B), Youngstown State	1953	Collier, Tim (CB), East Texas State		1980-81	Dave, Thomas (G), North Carolina A&T	1960
	Campbell, Bill (G), Oklahoma	1945-49	Collins, George (C), Georgia		1978-82	DeCorrevant, Bill (B), Northwestern	1947-48
	Campbell, Calais (DE/DT), Miami (Fla.)	2008-16	Collins, Paul (B), Missouri		1945	DeGrafeneid, Allen (OL), Vanderbilt	1997-98
	Campbell, Mark (DT), Florida	1997	Combs, Chris (TE), New Mexico		1980-81	Delevan, But (T), Pacific	1955-56
	Canaday, Kameron (LS), Portland State	2016	Compton, Ogden (QB), Hardin-Simmons		1955	Del Greco, Al (K), Auburn	1987-90
	Cantor, Leo (B), UCLA	1945	Conley, Steve (LB), Kansas		1972	DeMarco, Bob (G/C), Dayton	1961-69
	Casano, Rolando (G), ITESM Monterrey	2005-06	Conoly, Bill (G), Texas		1946	Demens, Kenny (LB), Michigan	2013-15
	Carey, Joe (G), None	1920	Conrad, Bobby Joe (FL), Texas A&M		1960-68	DesJardien, Paul (G), Chicago	1920
	Carlson, John (TE), Notre Dame	2014	Considine, Sean (S), Iowa		2011	Deskin, Versil (E), Drake	1935-39
	Carlson, Hal (G), DePaul	1937	Cook, Dave (B), Illinois		1934-36	DeStefano, Fred (B), Northwestern	1924-25
	Carpenter, Chad (WR), Washington State	1997-99	Cook, Edward (G/T), Notre Dame		1960-65	Detwiler, Chuck (S), Utah State	1973
	Carpenter, Steve (DB), Western Illinois	1981	Cook, Michael (T), Boston College		2001	Devlin, Mike (C), Iowa	1996-99
	Carr, Jim (B), Morris Harvey	1955, '57	Coomer, Joe (T), Stephen F. Austin		1947-49	Dewell, Bill (E), Southern Methodist	1940-41, '45-49
	Carr, Lydell (FB), Oklahoma	1989	Cooper, Chris (DE), Nebraska-Omaha		2006-07	Dexter, James (T), South Carolina	1996-99
Carrell, Duane (P), Florida State	1977	Cooper, Jonathan (G), North Carolina	2013-15		Diamond, Lorenzo (TE), Auburn	2004	
Carter, Carl (CB), Texas Tech	1986-89	Cooper, Marcus (CB), Rutgers	2016	DiBernardo, Rick (LB), Notre Dame	1986		
Carson, Glenn (LB), Penn State	2014	Coppage, Al (E), Oklahoma	1940-42	Dickson, Paul (DT), Baylor	1971		
Carter, David (DT), UCLA	2011-2012	Cosner, Don (CB), Montana State	1939	Dierl, Charles (G), Idaho	1930-31		
Carter, Dychod (CB), Kansas State	2004-05	Cotton, Barney (G), Nebraska	1980-82	Diebold, Darnell (DT), Florida State	1971-83		
Carter, Joe (E), Southern Methodist	1958	Cousins, Jomo (DE), Florida A&M	1998	Dill, Scott (T), Memphis State	1988-89		
Carter, Pat (TE), Florida State	1996-97	Cowan, Larry (RB), Jackson State	1987	Dimancheff, Babe (B), Purdue	1947-50		
Carter, Ross (G), Oregon	1936-39	Cowhig, Jerry (B), Notre Dame	1950	Dishman, Chris (G), Nebraska	1997-2003		
Carter, Willie (B), Tennessee State	1953	Crangle, John (B), Illinois	1923	Dittrich, Brian (G), Wisconsin	1956		
Case, Stoneby (OB), New Mexico	1995-98	Crass, Bill (B), Louisiana State	1937	Dixon, John (CB), NW Missouri State	2016		
Cason, Antoine (CB), Arizona	2013	Creighton, Milan (E), Arkansas	1931-37	Dobbel, Conrad (G), Wyoming	1972-77		
Castille, Tim (FB), Alabama	2008	Crenshaw, Willis (FB), Kansas State	1964-69	Dockett, Darnell (DT), Florida State	2004-14		
Catanzaro, Chandler (K), Clemson	2014-16	Criswell, Kirby (DE), Kansas	1980-81	Donders, Bill (OB), San Diego State	1976-77		
Cater, Greg (P), Tennessee-Chattanooga	1986-87	Crittendon, John (E), Wayne State	1954	Doonan, John (B), Georgetown	1947-48		
Caywood, Les (G), St. John's (N.Y.)	1931	Cromatic, Antonio (CB), Florida State	2014	Dorris, Andy (DE), New Mexico State	1973		
Cecil, Chuck (FS), Arizona	1993	Croom, Larry (RB), Nevada-Las Vegas	2004	Douet, Any (WR), Louisiana State	2008-12		
Celestin, Oliver (SS), Texas Southern	2007-08	Cross, Bill (B), West Texas State	1951-53	Douds, Forrest (T), Washington & Jefferson	1932		
Centers, Larry (RB), Stephen F. Austin	1990-98	Cross, Bob (T), Stephen F. Austin	1958-59	Dougherty, Phil (C), Santa Clara	1938		
Chamberlin, Guy (C), Nebraska	1927	Crow, John David (RB), Texas A&M	1958-64	Dove, Bob (E), Notre Dame	1948-53		
Chandler, Al (TE), Oklahoma	1978-79	Crow, Lindon (DB), Southern California	1955-57	Dowdell, Marcus (WR), Tennessee State	1995-96		
Chandler, Chris (DB), Washington	1991-93	Crowder, Earl (B), Oklahoma	1939	Dowell, Gwyn (B), Texas Tech	1935-36		



Dowling, Pat (E), DePaul	1929	Fells, Darren (TE), California-Irvine	2014-16	Gilliam, John (WR), South Carolina State	1969-71
Downs, Michael (FS), Rice	1989	Ferrell, Earl (RB), East Tennessee State	1982-89	Gillies, Fred (T), Cornell	1920-28
Doyle, Ted (E), Nebraska	1944	Ferri, Diamond (RB), Syracuse	2006	Gillis, Don (C), Rice	1958-61
Drake, Kevin (WR), Alabama-Birmingham	1998	Ferry, Lou (T), Villanova	1951	Gilmore, Bryan (WR), Midwestern State (Tex.)	2000-03
Drake, John (DE), Hastings (Neb.)	1995-00	Finn, Amod (WR), Montclair State	1990-91	Ginn Jr., Ted (WR), Ohio State	2014
Dray, Jim (TE), Stanford	2010-13	Field, Doak (LB), Baylor	1982	Gjordano, Dan (LB), Cincinnati	2013
Driscoll, John "Paddy" (B), Northwestern	1920-25	Field, Harry (T), Oregon State	1934-36	Glassgow, Willis (B), Iowa	1931
Driskill, Joseph (DB), Northeast Louisiana	1960-61	Fife, Ralph (G), Pittsburgh	1942, '45	Glick, Frederick (DB), Colorado A&M	1960-61
Drus, Al (B), Temple	1945-46	Fina, John (T), Arizona	2002	Goble, Les (B), Alfred	1954-55
Duda, Mark (DT), Maryland	1983-87	Finn, Bernie (B), Holy Cross	1932	Goldberg, Marshall "Biggie" (B/DB), Pittsburgh	1939-40, 46-48
Duerson, Dave (DB), Notre Dame	1991-93	Finnie, Roger (T), Florida A&M	1973-78	Golden, Brittan (WR), West Texas A&M	2013-
Dugan, Len (C), Wichita	1937-39	Finnin, Tom (T), Detroit	1957	Goldman, Sam (E), Ohio State	2015-
Duggan, Gil (T), Oklahoma	1942-43, '45	Fischer, Bill (T), Notre Dame	1949-53	Goldman, Sam (E), Ohio State	1948
Duggins, George (E), Purdue	1934	Fischer, Pat (DB), Nebraska	1961-67	Goldsberry, John (T), Indiana	1949-50
Dukes, Jamie (C), Florida State	1995	Fisher, Ev (B), Santa Clara	1938-39	Goode, Irv (G/C), Kentucky	1962-71
Dulin, Gary (DE), Ohio State	1986-87	Fisher, Levar (LB), North Carolina State	2002-03	Goode, John (TE), Youngstown State	1984
Dunbar, Karl (DE), Louisiana State	1994-95	Fisher, Mike (WR), Baylor	1981	Gooden, Zavior (LB), Missouri	2016-
Duncan, Clyde (WR), Tennessee	1984-85	Fiske, Max (B), DePaul	1937	Goodman, Aubrey (T), Chicago	1927
Duncan, Tim (K), Oklahoma	2002-03	Fitzgerald, Larry (WR), Pittsburgh	2004	Goodman, Don (RB), Cincinnati	1987
Duncum, Bobby (T), West Texas State	1968	Fitzgibbon, Paul (B), Creighton	1928	Goode, Mark (T), Nebraska	1980
Dunn, Joe (B), Marquette	1925-26	Flagler, Terrence (RB), Clemson	1990-91	Gordon, Bob (B), Tennessee	1958
Dunstan, Elwyn (T), Portland	1938-39	Flanagan, Latham (E), Carnegie Tech	1931	Gordon, Lou (T), Illinois	1930-35
Duren, Clarence (S), California	1973-76	Fleming, Antonio (G), Georgia	1998	Gorin, Brandon (T), Purdue	2006
Durko, John (E), Albright	1945	Fleming, James (CB), Oklahoma	2012-13	Goss, Jason (CB), Texas Christian	2003
Dwyer, Jonathan (RB), Georgia Tech	2014	Flenniken, Max (B), Geneva	1930	Grace, Steve (C), Arizona	2002-03
Dwyer, Nate (DT), Kansas	2002	Florence, Paul (E), Loyola (Ill.)	1920	Graham, Aaron (C), Nebraska	1996-99
Dye, Ernest (G), South Carolina	1993-96	Floyd, Eric (G), Auburn	1995	Graham, Al (G), None	1932-33
Dykes, Kellen (DT), West Virginia	2009-10	Floyd, John (WR), Northeast Louisiana	1981	Graham, Ben (P), Deakin (Australia)	2008-11
Dysert, Zac (QB), Miami (Ohio)	2016	Floyd, Michael (WR), Notre Dame	2012-16	Graham, Kent (QB), Ohio State	1996-97
E		Folston, James (LB), Northeast Louisiana	1999-2000	Gramatica, Bill (K), South Florida	2001-03
Eason, Nick (DT), Clemson	2011-12	Folz, Art (B), Chicago	1923-25	Grant, Charles (G/T), Southern	1961
Eason, Nijrell (DB), Arizona State	2002	Footo, Larry (LB), Michigan	2014	Granger, Hugh (B), St. Mary's (Calif.)	1928
Eaton, Tracey (S), Portland State	1990	Forney, Phil (LB), East Tennessee State	1987	Gray, Cecil (G/T), North Carolina	1995
Ebl, Ray (E), Notre Dame	1942	Foster, Larry (WR), Louisiana State	2003	Gray, Earnest (WR), Memphis State	1985
Echols, Fate (T), Northwestern	1962-63	Foster, Ralph (T), Oklahoma A&M	1945-46	Gray, Ken (G), Howard Payne	1958-69
Eckl, Bob (T), Wisconsin	1945	Fox, Chas (WR), Furman	1986	Gray, Mel (WR), Missouri	1971-82
Edwards, Anthony (WR), New Mexico Highlands	1991-98	Francis, Gene (B), Chicago	1926	Gray, Oscar (FB), Arkansas	1995
Edwards, Cid (RB), Tennessee State	1968-71	Francisco, Aaron (S), Brigham Young	2005-08	Gray, Tim (DB), Texas A&M	1975
Edwards, Eric (TE), Louisiana State	2004-05	Franklin, George (RB), Texas A&I	1977-78	Graybill, Mike (T), Boston University	1990
Egan, Doug (E), Wilmington	1920-23	Fredrickson, Rob (LB), Michigan State	1999-02	Green, Eric (CB), Virginia Tech	2005-08
Eggers, Duck (LB), South Dakota State	1958	Freney, Dwight (LB), Syracuse	2015	Green, Justin (FB), Montana	2009
Eikenberg, Charles (QB), Rice	1948	Fritsch, Ernest (C), Detroit	1960	Green, Marshay (CB), Mississippi	2011
Eliopoulos, Jim (LB), Wyoming	1983	Fua, Alani (LB), Brigham Young	2015-	Green, Roy (DB/WR), Henderson State	1979-90
Elkins, Fait (B), Marshall	1939	Fugler, Dick (T), Tulane	1954	Greene, Doug (DB), Texas A&I	1978
Ellington, Andre (RB), Clemson	2013-	Fuller, Frank (DT), Kentucky	1959-62	Greene, Ed (E), Loyola (Ill.)	1926-27
Ellington, Dante (T), Alabama	2005	Fuller, Larry (B), None	1945	Greene, Frank (B), Tulsa	1934
Ellis, Walt (T), Detroit	1926-27	Fullington, John (G), Washington State	2015	Greene, Ken (DB), Washington State	1978-82
Ellstrom, Merv (B), Oklahoma	1936	Furrer, Will (QB), Virginia Tech	1993	Greer, Curtis (DE), Michigan	1980-87
Elizay, Charles (C), Southern Mississippi	1960-61	G		Greisen, Chris (DB), Northwest Missouri State	1999-01
Elwell, Jack (E), Purdue	1962	Gaines, Wendall (TE/DT), Oklahoma State	1994-95	Gresham, Jermaine (TE), Oklahoma	2015-
Emerson, Vernon (T), Minnesota-Duluth	1969-71	Gainor, Charles (E), North Dakota	1939	Grice, Marion (RB), Arizona State	2014
Engelbreten, Paul (G), Northwestern	1933	Gallery, Jim (K), Minnesota	1987	Griffin, Bob (C/G), Arkansas	1961
England, Eric (DE), Texas A&M	1994-96	Galloway, David (DT), Florida	1982-89	Griffin, Jeff (CB), Utah	1981-85
Enich, Steve (G), Marquette	1945	Gambrell, Billy (E), South Carolina	1963-67	Griffith, Homer (B), Southern California	1934
Erickson, Hal (B), Washington & Jefferson	1925-28	Gandy, Mike (T), Notre Dame	2007-09	Griffith, Robert (FS), San Diego State	2005-06
Erickson, Mickey (C), Northwestern	1930-31	Garalczyk, Mark (DT), Western Michigan	1987-88	Grigas, John (B), Holy Cross	1943-44
Esiason, Boomer (QB), Maryland	1996	Garcia, Frank (G/C), Washington	2003	Groom, Jerry (C), Notre Dame	1951-55
Esser, Clarence (E), Wisconsin	1947	Garlich, Chris (LB), Missouri	1979	Grooms, Elois (DE), Tennessee Tech	1982-85
Etcheverry, Sam (QB), Denver	1961-62	Garza, Sammy (DB), Texas-El Paso	1987	Grosverner, George (B), Colorado	1936-37
Euhus, Tim (TE), Oregon State	2007	Gaspardella, Joe (B), Notre Dame	1951	Groves, Quentin (LB), Auburn	2012
Evans, Dick (E), Iowa	1940-43	Gaston, Bruce (NT), Purdue	2014	Gruttadauria, Mike (C), Central Florida	2000-02
Evans, Earl (T), Harvard	1925	Gatewood, Curtis (LB), Vanderbilt	2010	Guglielmi, Ralph (QB), Notre Dame	1961
Evans, Scott (DL), Oklahoma	1991	Gault, Prentice (RB), Oklahoma	1961-67	Guidry, Kevin (CB), Louisiana State	1989
F		Gay, Bill (B), Notre Dame	1951-52	Gunter, Rodney (DT), Delaware State	2015-
Failing, Fred (G), Central Junior College (Kan.)	1930	Gay, William (CB), Louisville	2012	Guynes, Thomas (T), Michigan	1997-98
Fain, Richard (DB), Florida	1991	Gedney, Chris (TE), Syracuse	1997-98, '00	H	
Fanaika, Paul (G), Arizona State	2013-14	Gehrk, Fred (B), Utah	1950	Haayer, Adam (G/T), Minnesota	2005
Faneck, Alan (G), Louisiana State	2010	Gebaugh, Stan (QB), Maryland	1971	Hackbart, Dale (DB), Wisconsin	1971-72
Fanucci, Ledio (T), Fresno State	1954	Gebe, Steve (DT), Houston	1994	Hadd, Gary (DT), Minnesota	1989
Fann, Chad (TE), Florida A&M	1993-95	Geri, Joe (B), Georgia	1952	Hadnot, Rex (G), Houston	2010-11
Farmer, Ted (RB), Oregon	1978	German, Jim (B), Centre	1940	Haggans, Clark (LB), Colorado State	2008-11
Farr, Miller (DB), Wichita State	1970-72	Gersbach, Carl (LB), West Chester State	1976	Hairston, Carl (DT), Maryland-Eastern Shore	1990
Fatehali, Mario (DT), Kansas State	2001-02	Gershanich, Vernon (G), Auburn	1943	Hall, John (B), Texas Christian	1940-41, '43
Faulk, Trey (LB), Louisiana State	2002-03	Gibbons, Austin (C), DePaul	1929	Hall, Ken (RB), Texas A&M	1959, '61
Faulkner, Jeff (DE), Southern	1991-92	Giblin, Robert (DB), Houston	1977	Hall, Max (QB), Brigham Young	2010-11
Fauria, Joseph (TE), UCLA	2015	Gibson, Mike (G/C), California	2012-13	Halloran, Shawn (QB), Boston College	1987
Faust, George (B), Minnesota	1939	Gilbert, Freddie (DE), Georgia	1989	Halstrom, Bernie (B), Illinois	1920-21
Favron, Calvin (LB), Southeast Louisiana	1979-82	Gilchrist, George (T), Tennessee State	1953	Hambrick, Troy (RB), Savannah State	2004
Feagles, Jeff (P), Miami (Fla.)	1994-97	Gill, Randy (LB), San Jose State	1978	Hamilton, Lawrence (WR), Stephen F. Austin	2004
Feely, Jay (K), Michigan	2010-13	Gillen, John (LB), Illinois	1981-82	Hamman, Malcolm (RB), Florida	1955, 57-66
		Gillette, Walker (WR), Richmond	1972-73		

Hammond, Gary (WR), Southern Methodist . . .	1973-76	Holmes, Don (WR), Mesa College (Colo.) . . .	1986-90	Johnson, Dirk (P), Northern Colorado . . .	2008
Handler, Phil (G), Texas Christian . . .	1930-36	Holmes, Lester (G), Jackson State . . .	1998-00	Johnson, D.J. (DB), Kentucky . . .	1996
Hankle, Carl (E), Minnesota . . .	1924	Holt, Terence (FS), North Carolina State . . .	2007	Johnson, Dennis (DE), Kentucky . . .	2002-03
Hanlon, Bob (B), Loras . . .	1948	Hood, Roderick (CB), Auburn . . .	2007-08	Johnson, Eric (LB), Nebraska . . .	2005
Hansen, Cliff (B), Luther . . .	1933	Hoops, Bryan (DT), Arizona State . . .	1994	Johnson, Gregory (SS), Oklahoma State . . .	1987
Hanson, Homer (G), Kansas State . . .	1935-36	Horne, Roy (P), Arkansas . . .	1987-88	Johnson, Herman (G/T), Louisiana State . . .	2009
Harder, Pat (B), Wisconsin . . .	1946-50	Horstmann, Greg (B), Purdue . . .	1934	Johnson, Jaymar (WR), Jackson State . . .	2011
Hardy, Darryl (LB), Tennessee . . .	1994-95	Horween, Arnold (B), Harvard . . .	1921-24	Johnson, Jerome (RB), Nevada . . .	2010
Hardy, Jim (B), Southern California . . .	1949-51	Hoween, Ralph (B), Harvard . . .	1921-23	Johnson, Johnny (RB), San Jose State . . .	1990-92
Hardy, Terry (TE), Southern Mississippi . . .	1998-2001	Houghton, Jerry (T), Washington State . . .	1951	Johnson, LeShon (RB), Northern Illinois . . .	1995-97
Hargrove, Jim (LB), Howard Payne . . .	1971-72	Houser, John (G/T), Redlands . . .	1963	Johnson, Paris (DB), Miami (Ohio) . . .	1999
Harmon, Ham (C), Tulsa . . .	1937	Houser, Rob (TE), Florida Atlantic . . .	2011-14	Johnson, Rashad (S), Alabama . . .	2009-15
Harrell, Willard (RB), Pacific . . .	1978-84	Howard, Thomas (LB), Texas Tech . . .	1984-85	Johnson, Ray (B), Denver . . .	1940
Harrington, Perry (RB), Jackson State . . .	1984-85	Howard, Ty (CB), Ohio State . . .	1997-98	Johnson, Teyo (TE), Stanford . . .	2005
Harris, Bob (LB), Auburn . . .	1983-85	Hoyer, Brian (DB), Michigan State . . .	2012	Johnson, Troy (WR), Southern . . .	1986-87
Harris, Ike (WR), Iowa State . . .	1975-77	Hubert, Chris (WR), Fayetteville State . . .	2016	Johnston, Jim (B), Washington . . .	1946
Harris, Kenny (DB), North Carolina State . . .	1997	Huff, Orlando (LB), Fresno State . . .	2005-06	Jonassen, Eric (G), Bloomsburg (Pa.) . . .	1996-97
Harris, Odie (DB), Sam Houston State . . .	1992-94	Huffman, Frank (G), Marshall . . .	1939-41	Jones, Ben (B), Grove City . . .	1927-28
Harris, Quentin (DB), Syracuse . . .	2002-05	Hughes, Bernie (C), Oregon . . .	1934-36	Jones, Chandler (LB), Syracuse . . .	2016
Harris, William (TE), Bishop . . .	1987	Hughes, Robert (RB), Notre Dame . . .	2014	Jones, Ernie (WR), Indiana . . .	1988-92
Harrison, Reggie (RB), Cincinnati . . .	1974	Hughes, Van (DT), Southwest Texas State . . .	1986	Jones, Freddie (TE), North Carolina . . .	2002-04
Hart, Jim (DB), Southern Illinois . . .	1966-83	Hultz, George (DT), Southern Mississippi . . .	1962	Jones, Greg (LB), Colorado . . .	2002
Hart, Lawrence (TE), Southern . . .	2001	Hummel, Arnie (B), Lombard . . .	1927	Jones, Jack (LB), Virginia Tech . . .	1991-93
Hartfield, Trevor (CB), SW Oklahoma State . . .	2016	Humphrey, Buddy (DB), Baylor . . .	1963-65	Jones, Mike (DE), North Carolina State . . .	1991-93
Hartle, Greg (LB), Newberry (S.C.) . . .	1974-76	Humphries, D.J. (T), Florida . . .	2015	Jones, Onnea (WR), Hampton . . .	2010
Hartong, George (G), Chicago . . .	1924	Hunley, Ricky (LB), Arizona . . .	1988	Jones, Steve (RB), Duke . . .	1974-78
Hartshorn, Larry (G), Kansas State . . .	1955	Hunter, Darrell (CB), Miami (Ohio) . . .	2006	Jones, Thomas (RB), Virginia . . .	2000-02
Harvey, Frank (FB), Georgia . . .	1994	Hunter, Monty (DB), Salem College . . .	1983	Jones, Tony (DB), Syracuse . . .	1995
Harvey, Ken (LB), California . . .	1988-93	Hunter, Patrick (CB), Nevada . . .	1995	Jones, Tyrone (LB), Southern . . .	1998
Hasselbeck, Tim (DB), Boston College . . .	2007	Hurlburt, John (G), Chicago . . .	1924-25	Jordan, Kevin (WR), UCLA . . .	1986
Heath, John (G), Sul Ross State . . .	1954-55	Husmann, Ed (G), Nebraska . . .	1953, '56-59	Jordan, Tony (RB), Kansas State . . .	1988-89
Hauser, Art (G), Xavier . . .	1959	Hust, Al (E), Tennessee . . .	1946	Jordan, Tim (TE), Indiana . . .	1989-91
Hayden, Leo (RB), Ohio State . . .	1972-73	Hutchison, Chuck (G), Ohio State . . .	1970-72	Joyce, Don (T), Tulane . . .	1951-53
Hayes, Gerald (LB), Pittsburgh . . .	2003-10	Hyatt, Freddie (WR), Auburn . . .	1968-72	Joyce, Matt (OL), Richmond . . .	1996-00
Hayes, Julius (TE), North Alabama . . .	1996, '98	Hyché, Steve (LB), Livingston . . .	1991-93	Joyce, Terry (P), Missouri Southern . . .	1976-77
Healy, Chip (LB), Vanderbilt . . .	1969-70			Joyner, Seth (LB), Texas-El Paso . . .	1994-96
Heap, Todd (TE), Arizona State . . .	2011-12			Jue, Bhawoh (S), Penn State . . .	2007
Hearst, Garrison (RB), Georgia . . .	1993-95			Junior, E.J. (LB), Alabama . . .	1981-88
Heater, Don (RB), Montana Tech . . .	1972			Junkin, Terry (TE/LS), Louisiana Tech . . .	1996-2001
Heftin, Victor (DB), Delaware State . . .	1983				
Heidel, Jimmy (DB), Mississippi . . .	1966				
Henesey, Brian (RB), Bucknell . . .	1994				
Henke, Ed (DE), South Carolina . . .	1961-63				
Hennessey, Jerry (E), Santa Clara . . .	1950-51				
Henny, Steve (DB), Emporia State . . .	1979-80				
Heron, Fred (DT), San Jose State . . .	1966-72				
Hickman, Larry (B), Baylor . . .	1959				
Higgins, Jim (G), Trinity Texas . . .	1941				
Higgins, Tom (T), North Carolina . . .	1953				
Higgs, Mark (RB), Kentucky . . .	1994-95				
Highsmith, Ali (LB), Louisiana State . . .	2008-09				
Hightower, Tim (RB), Richmond . . .	2008-10				
Hill, Don (B), Stanford . . .	1929				
Hill, Eric (LB), Louisiana State . . .	1989-97				
Hill, Irv (LB), Trinity (Tex.) . . .	1931-32				
Hill, James (DB), Sam Houston State . . .	1960-64				
Hill, King (DB), Rice . . .	1960-69				
Hill, Randal (WR), Miami (Fla.) . . .	1991-94				
Hill, Renaldo (CB), Michigan State . . .	2001-04				
Hillebrand, Jerry (LB), Colorado . . .	1967				
Hinchman, Hub (B), Butler . . .	1933-34				
Hoage, Terry (S), Georgia . . .	1994-96				
Hobley, Lifford (DB), Louisiana State . . .	1985				
Hobson, Victor (LB), Michigan . . .	2008				
Hock, John (T), Santa Clara . . .	1950				
Hodell, Nathan (LS), Illinois . . .	2001-08				
Hodgins, James (FB), San Jose State . . .	2003-05				
Hoel, Bob (G), Pittsburgh . . .	1937-38				
Hoel, George (DB), Michigan . . .	1971				
Hoffman, John (DE), Hawaii . . .	1972				
Hogan, Tom (TE), Detroit . . .	1926				
Hogebloom, Gary (DB), Central Michigan . . .	1989				
Hogland, Doug (G), Oregon State . . .	1956-58				
Hogue, Murrell (T), Centenary . . .	1929				
Holiday, Carlyle (WR), Notre Dame . . .	2005-06				
Holiday, Vonnice (DE), North Carolina . . .	2011-12				
Holloway, David (LB), Maryland . . .	2007				
Holloway, Johnny (CB), Kansas . . .	1987				
Holloway, Randy (DE), Pittsburgh . . .	1984				
Holm, Bernie (B), Alabama . . .	1932				
Holman, Scott (WR), Oregon . . .	1986				
Holmer, Walt (B), Northwestern . . .	1931-32				
				</	



Klumb, John (E), Washington State	1939-40	Liwienski, Chris (G/T), Indiana	2006	McBride, Oscar (TE), Notre Dame	1995-96
Knafelc, Gary (E), Colorado	1954	Loepp, Dick (T), Wisconsin	1948-49	McBride, Trumaine (CB), Mississippi	2010
Knight, Charles (C), Loyola (Ill.)	1920-21	Lofton, Steve (DB), Texas A&M	1991-93	McCann, Bryan (CB), Southern Methodist	2013
Knight, Shawn (DT), Brigham Young	1989	Logan, Chuck (E), Northwestern	1965, '67-68	McCants, Keith (DE), Alabama	1994-95
Knight, Tom (CB), Iowa	1997-2001	Lokanc, Joe (G), Northwestern	1941	McCarthy, John (B), St. Francis	1944
Knoll, John (B), Creighton	1942, '45	Lomack, Tony (WR), Florida	1991	McCleskey, J.J. (DB), Tennessee	1996-00
Knox, Kevin (WR), Florida State	1994	Lomax, Neil (DB), Portland State	1981-89	McCombs, Tony (LB), Eastern Kentucky	1997-98
Kochel, Mike (G), Fordham	1939	Long, Dave (DE), Iowa	1966-68	McConkey, Phil (WR), Navy	1989
Koegel, Warren (G), Penn State	1973	Long, Lance (WR), Mississippi State	2009	McCown, Josh (QB), Sam Houston State	2002-05
Koehler, G. (G), Northwestern	1921-26	Longo, Tom (DB), Notre Dame	1971	McCoy, LeRon (WR), Indiana (Pa.)	2005-06
Koken, Mike (B), Notre Dame	1933	Lott, Thomas (RB), Oklahoma	1979	McCoy, Tony (DT), Florida	2000
Kolb, Kevin (DB), Houston	2011-12	Louis, Lamar (LB), Louisiana State	2016	McCullough, Andy (WR), Tennessee	1998-99
Koldziejcz, Ross (DT), Wisconsin	2004-06, '07	Love, Duval (G), UCLA	1995-96	McCullough, Hugh (B), Oklahoma	1940-41
Koman, William (LB), North Carolina	1959-67	Love, Randy (RB), Houston	1979-85	McCusker, Jim (T), Pittsburgh	1958
Komar, Max (WR), Idaho	2010	Loyd, Mike (QB), Missouri Southern State	1979-80	McDaniel, Emmanuel (CB), East Carolina	2003
Konovsky, Bob (G), Wisconsin	1956-58	Lucas, Justin (DB), Abilene Christian	1999-2003	McDermott, Lloyd (T), Kentucky	1950-51
Kortas, Ken (DT), Louisville	1964	Lumpkin, Ricky (DT), Kentucky	2012-13	McDole, Roland (DE), Nebraska	1961
Kreider, Dan (WR), New Hampshire	2009	Lunceford, Dave (T), Baylor	1957	McDonald, Brandon (CB), Memphis	2010
Krejci, Joe (E), Peru State (Ind.)	1934	Lunz, Gerry (G), Marquette	1925-26	McDonald, Devon (LB), Notre Dame	1996
Krieg, Dave (DB), Milton	1995	Lutui, Deuce (G), Southern California	2006-11	McDonald, Mike (LB), Catawba	1976
Krueger, Rolf (DE), Texas A&M	1969-71	Lyles, Lester (FS), Virginia	1988	McDonald, Tim (SS), Southern California	1987-92
Kuharich, Joe (G), Notre Dame	1940-41, '45	Lyman, Jeff (LB), Brigham Young	1972	McDonnell, Mickey (B), None	1925-30
Kupp, Craig (DB), Pacific Lutheran	1991	Lynch, Lorenzo (DB), California State-Sacramento	1990-95	McDonough, Coley (B), Dayton	1939, '44
Kutner, Mal (E), Texas	1946-50	Lynch, Lynn (G), Illinois	1951	McDowell, John (T), St. John's (Minn.)	1966
Kuzman, John (T), Fordham	1941	Lynch, Shawn (C), Duke	2005-06	McElroy, Leeland (RB), Texas A&M	1996-97
L		M		McElwain, Bill (B), Northwestern	1924, '26
LaBoy, Travis (DE/LB), Hawaii	2008	MacDonald, Mark (G/C), Boston College	1988	McFadden, Bryant (CB), Florida State	2009
Lach, Steve (B), Duke	1942	Mack, Cedric (DB), Baylor	1983-90	McFarland, Jim (E), Nebraska	1970-74
Ladd, Jim (E), Bowling Green	1954	Mack, Terrence (LB), Clemson	1987	McGee, Bob (T), Santa Clara	1938
LaFleur, Greg (TE), Louisiana State	1981-85	Mackey, Kyle (DB), East Texas State	1984	McGee, Dell (CB), Auburn	1996-98
Lahood, Mike (G), Wyoming	1970	Macklin, David (CB), Penn State	2004-06	McGee, Michael (G), Duke	1960-62
Lainhart, Porter (B), Washington State	1933	Madden, Lloyd (DB), Colorado Mines	1940	McGill, Eddie (TE), Western Carolina	1982-84
Lamb, Rod (B), Lombard	1926-27, '33	Maddox, Bob (G), Notre Dame	1942, '46	McGill, Mike (LB), Notre Dame	1971-72
Lane, Dick "Night Train" (CB), Scottsbluff J.C.	1954-59	Maddox, Mark (LB), Northern Michigan	1998-00	McGraw, Mike (LB), Wyoming	1976
Lane, MacArthur (R), Utah State	1968-71	Maeda, Chet (B), Colorado A&M	1946	McHam, Lamar (QB), Arkansas	1954-58
Lange, Bill (G), Dayton	1954-55	Magulick, George (B), St. Francis	1944	McInerney, Arnie (C), Notre Dame	1920-27
Lange, Jim (E), Montana State	1929	Mahoney, Ike (B), Creighton	1925-28, '31	McInnis, Hugh (E), Southern Mississippi	1960-62
LaRosa, Paul (E), None	1920-21	Makovicka, Joel (FB), Nebraska	1999-02	McIntyre, Jeff (LB), Arizona State	1980
Larsen, Ted (G/C), North Carolina State	2014-15	Malouf, Ray (B), Southern Methodist	1941, '46-48	McIvor, Rick (QB), Texas	1984-85
Larson, Fred (C), Notre Dame	1929	Malloy, Les (B), Loyola (Ill.)	1931-33	McKenzie, Reggie (LB), Tennessee	1989
Larson, Lou (B), None	1929	Mangos, Mark (DB), Maryland	1978	McKinley, Dennis (FB), Mississippi State	1999-02
Larson, Paul (GB), California	1957	Manley, Dexter (DE), Oklahoma State	1990	McKinnon, Ronald (LB), North Alabama	1996-04
Lasker, Greg (FS), Arkansas	1988	Mann, Dave (B), Oregon State	1955-57	McMahon, Byron (G), Cornell	1923
Lassiter, Kwamie (DB), Kansas	1995-02	Maple, Howard (B), Oregon State	1930	McMahon, Jim (QB), Brigham Young	1994
Latin, Jerry (RB), Northern Illinois	1975-78	Marchbroda, Ted (GB), Detroit	1957	McMillan, Ernie (T), Illinois	1961-74
Latourette, Chuck (DB/P), Rice	1967-68, 70-71	Marcell, Ed (G), Lamar	1967	McNally, Frank (C), St. Mary's (Calif.)	1931-34
Lauro, Lin (B), Pittsburgh	1951	Marelli, Ray (G), Notre Dame	1928	McNanie, Sean (DE), San Diego State	1988
Lawrence, Jim (B), Texas Christian	1936-39	Markham, Dale (T), North Dakota	1981	McNulty, Paul (E), Notre Dame	1924-25
Lawson, Javone (WR), Louisiana-Lafayette	2013	Marotti, Lou (G), Toledo	1943-45	McPhee, Frank (E), Princeton	1955
Leach, Mike (LS), William & Mary	2009-15	Marquardt, John (E), Illinois	1921	McQuarters, Ed (DT), Oklahoma State	1965
Leahy, Ryan (OL), Notre Dame	1997	Marsh, Doug (TE), Michigan	1980-86	McQuistan, Pat (G/T), Weber State	2012
Leasy, Wesley (LB), Mississippi State	1995-96	Marshall, Richard (CB), Fresno State	2011	McWilliams, Johnny (TE), Southern California	1996-99
Leckey, Nick (C), Kansas State	2004-06	Marshall, Wilber (LB), Florida	1994	Meggysey, Dave (LB), Syracuse	1963-69
Ledbetter, Homer (B), Arkansas	1932-33	Martin, Caleb (T), Louisiana Tech	1947	Mehring, Pete (T), Kansas	1934-36
Lee, Bobby (E), Minnesota	1968	Martin, Gabe (LB), Bowling Green	2015-	Melinger, Steve (E), Kentucky	1961
Lee, Charles (WR), Central Florida	2005	Martin, Glen (B), Southern Illinois	1932	Meinert, Dale (LB), Oklahoma State	1958-67
Lee, Jeff (WR), Nebraska	1980	Martin, John (B), Oklahoma	1941-44	Melinkovich, M. (DE), Grays Harbor J.C. (Wash.)	1965-66
Lee, John (K), UCLA	1986	Martin, Kareem (DE/LB), North Carolina	2014-	Memmelaar, Dale (G), Wyoming	1960-61
Lee, Monte (LB), Texas	1961	Mason, Joel (E), Western Michigan	2016	Mendenhall, Rashard (RB), Illinois	2013
Lee, Oudious (DT), Nebraska	1980	Massey, Robert (DB), North Carolina Central	1991-93	Mergen, Mike (T), San Francisco	1952
Leinart, Matt (QB), Southern California	2006-09	Massie, Bobby (T), Mississippi	2012-15	Merkovsky, Elmer (T), Pittsburgh	1944
Leggett, Dave (B), Ohio State	1955	Masters, Walter (DB), Pennsylvania	1943-44	Merritt, David (LB), North Carolina State	1993-95
Lenon, Paris (LB), Richmond	2010-12	Mathieu, Tyrann (S), Louisiana State	2013-	Mertes, Bernard (B), Iowa	1945
Leonard, John (T), Indiana	1922-23	Mathis, Evan (G), Alabama	2016	Mestnik, Frank (RB), Marquette	1960-61
LeVeck, Jack (LB), Ohio	1973-74	Matson, Ollie (RB), San Francisco	1952-58	Metcalfe, Eric (WR/KR), Texas	1998
Levy, Chuck (WR/RB/KR), Arizona	1994-95	Mau'a, Reagan (FB), Hawaii	2010-12	Metcalf, Terry (RB), California State-Long Beach	1973-77
Lewis, Bill (C), Nebraska	1990-92	Mauldin, Stan (T), Texas	1946-48	Method, Russ (B), None	1929
Lewis, Charles (T), Iowa	1959	Maumalanga, Chris (DT), Kansas	1995-96	Mikulak, Mike (B), Oregon	1934-36
Lewis, Jonathan (DT), Virginia Tech	2006	Mauro, Josh (DE/DT), Stanford	2014-	Miller, Harlan (CB/S), St. Louisian	2016
Lewis, Woodley (B), Oregon	1956-59	May, Bill (B), Louisiana State	1937-38	Miller, Jamir (LB), UCLA	1994-98
Liebel, Frank (E), Norwich	1948	May, Terry (DB), Kansas State	1996	Miller, Milford (G), Chadron State	1936-37
Lillard, Joe (B), Oregon State	1932-33	May, Mark (G/T), Pittsburgh	1992-93	Miller, Terry (LB), Illinois	1971-74
Lind, Al (C), Northwestern	1936	Mayes, Adrian (SS), Louisiana State	2004-05	Milligan, Hank (SS), Houston	2006
Lindley, Ryan (QB), San Diego State	2012-14	Mayes, Tony (FS), Kentucky	1987	Mims, Robert (RB), Kansas	1988
Lindow, Al (B), Washington (Mo.)	1945	Maynard, Don (WR), Texas-El Paso	1973	Minifiefield, Kevin (DB), Arizona State	1998
Lindsay, Corey (CB), Southern Illinois	2011	Mayes, Stafford (DE), Washington	1980-86	Minter, Kevin (LB), Louisiana State	2013-16
Lipinski, Jim (T), Fairmont State	1950	McAddley, Jason (WR), Alabama	2002-03	Mitchell, Lance (LB), Oklahoma	2005
Lipostad, Ed (G), Wake Forest	1952	McAdoo, Derrick (RB), Baylor	1987-88	Mitchell, Roland (CB), Texas Tech	1988-89
Lisch, Rusty (QB), Notre Dame	1980-84	McAfee, Fred (RB), Mississippi College	1994	Mitchell, Stump (RB), Citadel	1981-89
Little, David (TE), Middle Tennessee State	1990	McBride, Adrian (WR), Missouri	1987	Mitchell, Tywan (WR/TE), Minnesota State-Mankato	1999-01
Little, Steve (P/K), Arkansas	1978-80	McBride, Charles (B), Washington State	1936	Moch, Dontay (LB), Nevada	2013

Mohardt, John (B), Notre Dame	1922-23
Momah, Ifeanyi (TE), Boston College	2015-
Monaco, Rob (C), Vanderbilt	1985
Monaco, Ron (LB), South Carolina	1986
Monahan, Regis (G), Ohio State	1939
Monfort, Avery (B), New Mexico	1941
Montgomery, Bill (B), Louisiana State	1946
Montgomery, Ralph (T), Centre	1923
Moody, Thomas (G), Florida	2002
Mooney, Jim (T), Georgetown	1935
Moore, Alton (DE), Auburn	2002
Moore, Bill (B), Loyola (La.)	1932
Moore, Brandon (T), Duke	1995
Moore, Derrick (RB), Northeastern State (Okla.)	1996-97
Moore, Langston (DT), South Carolina	2005-06
Moore, Ricky (FB), Alabama	1988
Moore, Rob (WR), Syracuse	1995-2001
Moore, Ronald (RB), Pittsburg State (Kan.)	1993-94, '97
Moore, So (LB), Connecticut	2016
Moran, Francis (B), Grinnell	1927
Morey, Sean (WR), Brown	2007-09
Morgan, Bob (T), Maryland	1954
Morgan, Don (DB), Nevada	2002
Morris, Mike (G), Northeast Missouri State	1987-88
Morris, Wayne (RB), Southern Methodist	1976-83
Morrow, Bob (G), Illinois Wesleyan	1941-43
Morrow, Harold (FB), Auburn	2005
Morrow, John (G), Kearney State	1937-38
Moses, J. (WR/KR), Iowa State	2005
Moses, Quentin (DE), Georgia	2007
Moss, Eddie (RB), Southeast Missouri State	1973-76
Moten, Mike (DT), Florida	1998-99
Moyihan, Tim (C), Notre Dame	1932-33
Mueller, Bill (E), DePaul	1937
Mullen, Tom (G), Southwest Missouri State	1978
Mullen, Verne (E), Illinois	1927
Mulleneaux, Lee (C), Arizona	1938
Mulligan, Matthew (TE), Maine	2014
Mulligan, Wayne (C), Clemson	1969-73
Mumford, Tony (RB), Penn State	1985
Murphy, Bill (G), Washington (Mo.)	1940-41
Murphy, Jim (B), St. Thomas (Minn.)	1928
Murphy, Tom (B), Arkansas	1934
Murrell, Adrian (RB), West Virginia	1998-99
Murrell, Bill (TE), Winston-Salem	1979

N	
Nagel, Ray (B), UCLA	1953
Nagel, Ross (T), St. Louis	1942
Nagler, Gern (E), Santa Clara	1953, '55-58
Nash, Zack (LB), Sacramento State	2012
Navarre, John (DB), Michigan	2004-06
Neacy, Clem (E), Colgate	1928
Nedney, Joe (K), San Jose State	1997-99
Neill, Jim (B), Texas Tech	1939
Neils, Steve (LB), Minnesota	1974-80
Nelson, Lee (S), Florida State	1976-86
Nelson Jr., Robert (CB), Arizona State	2015
Nelson, J.J. (WR), Alabama-Birmingham	2013
Nesbitt, Dick (B), Drake	1935
Nevers, Ernie (B), Stanford	1929-31
Neuman, Bob (E), Illinois Wesleyan	1934-36
Newhouse, Reggie (WR), Baylor	2003-05
Nichelini, Al (B), St. Mary's (Calif.)	1935-36
Nichols, Ham (G), Rice	1947-49
Niklas, Troy (TE), Notre Dame	2014-
Nisbet, Dave (E), Washington	1933
Nix, John (DT), Southern Mississippi	2004
Nkemidiche, Robert (DT), Mississippi	2016
Nofsinger, Terry (DB), Utah	1965-66
Noga, Niko (LB), Hawaii	1984-88
Noga, Peter (LB), Hawaii	1987
Nolan, Dick (B), Maryland	1958
Nolan, Earl (T), Arizona	1937-38
Norman, Bob (C), None	1945
Norton, Jerry (DB), Southern Methodist	1959-61
Novacek, Jay (TE), Wyoming	1985-89
Novak, Nick (CB), Maryland	2005
Nugent, Mike (K), Ohio State	2009
Nunn, Freddie Joe (DE), Mississippi	1985-93
Nussbaumer, Bob (B), Michigan	1949-50

O	
Oates, Brad (T), Brigham Young	1976-77, '79-80
Obeck, Vic (G), Springfield	1945
Obizor, Cyril (LB), Texas A&M	2010
O'Brien, Dave (G), Boston College	1966-67
O'Connor, Dan (G), Georgetown	1920-24
O'Donoghue, Neil (K), Auburn	1980-85
Ofahengau, Tevita (TE), Brigham Young	2001
Ogden, Ray (FL), Alabama	1965-66
Ogle, Rick (LB), Colorado	1971
Oglesby, Cedric (G), South Carolina State	2001
Ohalette, Ifeanyi (FS), Southern California	2004
Ohmberger, Rick (G/C), Penn State	2012
Okafor, Alex (LB), Texas	2013-16
Okeafor, Chike (DE/LB), Purdue	2005-09
Okobi, Chukky (C), Purdue	2007
Okoniewski, Steve (DT), Washington	1976
Oldham, Chris (DB), Oregon	1991-94
Olerich, Dave (LB), San Francisco	1969-70
Oliver, Clancy (CB), San Diego State	1973
Oliver, Vince (DB), Indiana	1945
Olson, Carl (T), UCLA	1942
Oluszewski, Johnny (B), California	1953-57
Osborne, Eldonta (LB), Louisiana Tech	1990
Osborne, Richard (TE), Texas A&M	1979
Otis, Jim (RB), Ohio State	1973-78
Ottis, Brad (DT), Wayne State (Neb.)	1996-2000
Owens, Don (DT), Southern Mississippi	1960-63
Owens, Luke (DT), Kent State	1958-65
Owens, Mary (WR), San Diego State	1973

P	
Pace, Calvin (LB), Wake Forest	2003-07
Palepoi, Anton (DE), Nevada-Las Vegas	2005
Palmer, Carson (DB), Southern California	2013-
Palmer, Scott (DT), Texas	1972
Pancieri, Don (DB), San Francisco	1952
Panelli, John (FB/LB), Notre Dame	1951-53
Panfil, Kenneth (T), Purdue	1960-62
Panglio, Hal (B), Oregon State	1935-38
Papello, Joe (B), Haskell	1930
Pardonner, Earl (B), Purdue	1934-35
Paremore, Bob (RB), Florida A&M	1963-64
Parish, Don (LB), Stanford	1970-72
Parker, Buddy (B), Centenary	1937-43
Parker, Ezekiel (WR), Louisville	2002
Parker, Joe (E), Texas	1946-47
Parlavacchio, Chet (CB), Penn State	1983
Parmele, Jalen (RB), Toledo	2014
Parris, Gary (TE), Florida State	1979-80
Parsons, Preston (QB), Northern Arizona	2002-03
Pasquale, Ron (G), Akron	1987
Pasquariello, Ralph (B), Villanova	1951-52
Pasqueti, Tony (T), Notre Dame	1955-57
Pate, Rupert (G), Wake Forest	1940
Patrick, Ben (TE), Delaware	2007-10
Patterson, Craig (DL), Brigham Young	1991
Patulski, Walt (DE), Notre Dame	1977
Paul, Don (DB/HB), Washington State	1950-53
Paul, Tito (DB), Ohio State	1995-97
Pearson, Bert (C), Kansas State	1935-36
Peat, Todd (G), Northern Illinois	1987-89
Pelfrey, Ray (E), Eastern Kentucky	1952
Perko, John (G), Minnesota	1944
Perrin, Benny (FS), Alabama	1982-85
Perry, Gerald (K), California	1960-62
Perry, Ara (TE), Morgan State	1972
Perry, Brandon (S), Tiffin	2015
Peters, Corey (DT), Kentucky	2015
Peters, Forest (B), Illinois	1932
Peters, Scott (C), Arizona State	2008
Peters, Volney (T), Southern California	1952-53
Peterson, Ken (B), Gonzaga	1935
Peterson, Patrick (CB), Louisiana State	2011
Peterson, Todd (K), Georgia	1994
Petrovich, George (T), Texas	1949-50
Phillips, Reggie (CB), Southern Methodist	1988
Phillips, Rod (RB), Jackson State	1979-80
Philpott, Dean (B), Fresno State	1958
Pierce, Don (C), Kansas	1943
Pierre, Olsen (DT), Miami (Fla.)	2016

Pisarkiewicz, Steve (QB), Missouri	1978-79
Pittman, Charlie (RB), Penn State	1970
Pittman, Danny (WR), Wyoming	1983-84
Pittman, Michael (RB), Fresno State	1998-2001
Plasman, Dick (E), Vanderbilt	1946-47
Player, Scott (P), Florida State	1998-06
Plummer, Jake (QB), Arizona State	1997-02
Plummer, Tony (DB), Pacific	1970
Plunkett, Art (T), Nevada-Las Vegas	1981-84
Pollard, Bob (DE), Weber State	1978-81
Polosky, Gordon (G), Tennessee	1952-54
Polsfoot, Fran (E), Washington State	1950-52
Poole, Jim (E), Mississippi	1945
Pool, Nathan (WR), Marshall	2001, '02-04
Popa, Eli (B), Illinois	1952
Pope, Leonard (TE), Georgia	2006-08
Popovich, John (B), St. Vincent	1944
Popovich, Milt (B), Montana	1938-42
Porter, Joey (LB), Colorado State	2010-11
Potterger, Earl (B), Ursinus	1921
Potter, Nate (T), Boise State	2012-13
Powell, William (RB), Kansas State	2012
Powers, Jerrard (CB), Auburn	2013-15
Prentice, Travis (RB), Miami (Ohio)	2002
Preston, John (SS), Central State (Okla.)	1987
Price, Givens (T), Nebraska	2016
Price, Mitchell (DB), Tulane	1992
Procell, Jarrett (DE), Louisiana Tech	2001
Proehl, Ricky (WR), Wake Forest	1990-94
Provost, Ted (DB), Ohio State	1971
Psaltis, Jim (B), Southern California	1953, '55
Puki, Craig (LB), Tennessee	1982
Puplis, Andy (DB), Notre Dame	1943
Putnam, Cal (B), Tulsa	1943
Putnam, Earl (C), Arizona State	1957

Q	
Quigley, Ryan (P), Boston College	2016

R	
Rabold, Michael (G), Indiana	1960
Rackers, Neil (K), Illinois	2003-09
Radecic, Keith (C), Penn State	1987
Radford, Bruce (DE), Grambling	1981
Ralph, Dan (DT), Oregon	1984-85
Ramey, Jim (DE), Kentucky	1979
Ramsey, Garrard (G), William & Mary	1946-51
Ramsey, Knox (G), William & Mary	1950-51
Ramsey, Ray (B), Bradley	1950-53
Ramson, Eason (TE), Washington State	1978
Randle, Sonny (WR), Virginia	1959-66
Randolph, Clare (C), Indiana	1930
Rankin, Walt (B), Texas Tech	1941, '43, '45-47
Ransom, Derrick (DE), Cincinnati	2003
Ranspot, Keith (E), Southern Methodist	1940
Rashad, Ahmad (WR), Oregon	1972-73
Rattay, Tim (QB), Louisiana Tech	2007
Reaves, Bob (E), Indiana	1948-49
Reaves, Ken (S), Norfolk State	1974-77
Rector, Jamaica (WR), Northwest Missouri State	2007
Redmon, Anthony (G), Auburn	1994-97
Redmond, Thomas (DE), Vanderbilt	1960-65
Reed, Joe (B), Louisiana State	1937, '39
Reeves, Bryan (WR), Nevada	1994-95
Reeves, Walter (TE), Auburn	1989-93
Redding, Cory (DT), Texas	2015
Reider, Alan (G), Texas A&M	2004-05
Reid, Lamont (CB), North Carolina State	2005
Rexer, Freeman (E), Tulane	1943, '45
Reynolds, Bill (DE), Mississippi	1945
Reynolds, Bob (T), Bowling Green	1963-71, '73
Reynolds, John (G), Baylor	1937
Reynolds, Mack (QB), Louisiana State	1958-59
Rhea, Floyd (G), Oregon	1943
Rhinehart, Coby (DB), Southern Methodist	1999-03
Rhodes, Kerry (FS), Louisville	2010-12
Ribble, Loran (G), Hardin-Simmons	1933
Rice, Simeon (DE), Illinois	1996-00
Richards, Perry (E), Detroit	1959-60
Richardson, C.J. (DB), Miami (Fla.)	1995
Richardson, John (DT), UCLA	1972-73
Riddick, Shaq (LB), West Virginia	2015



Ridgle, Elston (DE), Nevada	1990	Schobel, Bo (DE), Texas Christian	2007	Smith, Terrelle (FB), Arizona State	2007-08
Risk, Ed (B), Purdue	1932	Schofield, O'Brien (LB), Wisconsin	2010-12	Smith, Vernice (G/T), Florida A&M	1989-92
Risvold, Ray (B), St. Edwards (Tex.)	1927-28	Schroeder, Jay (DB), UCLA	1994	Smith, Wayne (CB), Purdue	1982-86
Rivers, Jamie (LB), Bowling Green	1968-73	Schubert, Eric (K), Pittsburgh	1986	Smith, Wilfred (E), DePaul	1923-25
Roach, John (QB), Southern Methodist	1956, '59-60	Schultz, Eberle (G), Oregon State	1944	Snowden, Cal (DE), Indiana	1969-70
Roach, Rollin (B), Texas Christian	1927	Schwalli, Vic (B), Northwestern	1947-50	Snyder, Adam (G/C), Oregon	2012
Robb, Joe (DE), Texas Christian	1961-67	Schwarz, Don (DB), Washington State	1981	Soldat, Jake (WR), Northern Iowa	2002
Robbins, John (B), Arkansas	1938-39	Schwartz, Elmer (B), Washington State	1932	So'oto, Vic (LB), Brigham Young	2013
Robbins, James "Tootie" (T), East Carolina	1982-91	Schwenk, Wilson (B), Washington (Mo.)	1944	Sourtin, Rick (G), Washington	1964-69
Roberts, Andrew (WR), The Citadel	2010-13	Scobey, John (RB), Kansas State	2002-2004	Southard, Tommy (WR), Furman	1978
Roberts, Hal (P), Houston	1974	Scott, Carlos (C), Texas-El Paso	1983-85	Sowell, Bradley (T), Mississippi	2013-15
Robinson, Bryan (DT), Fresno State	2008-10	Scott, Ed (FS), Grambling	1987	Spach, Stephen (TE), Fresno State	2008-10
Robinson, Jack (T), Northeast Missouri State	1936-37	Scott, Lance (C), Utah	1995-96	Spachman, Chris (DE), Nebraska	1988
Robinson, Jerry (LB), Texas A&M	1990	Scott, Yusuf (G), Arizona	1999-2001	Speagle, Cliff (C), Oklahoma	1945
Robinson, Patrick (WR/KR), Tennessee State	1994	Scotts, Colin (DT), Hawaii	1987-88	Spence, Julian (B), Sam Houston State	1956
Robt, Hal (B), Wisconsin State-Oshkosh	1945	Seaborn, Thomas (LB), Michigan	1980	Spencer, Maurice (DB), North Carolina Central	1974
Robnett, Marshall (G), Texas A&M	1943, '45	Sears, Corey (DT), Mississippi State	1999-00	Sperry, Kory (TE), Colorado State	2012-13
Rodgers-Cormarie, Dominique (CB), Tennessee State	2008-10	Sears, Jim (DB), Southern California	1954, '57-58	Spikes, Cameron (G), Texas A&M	2003-04
Rogers, Glynn (G), Texas Christian	1939	Sebro, Bob (G), Colorado	1960	Spiller, Phil (DB), California State-Los Angeles	1967
Rogers, Kendrick (T), Alabama A&M	2002-03	Seibold, Champ (T), Wisconsin	1942	Spinks, Jack (G), Alcorn A&M	1953
Rogge, George (E), Iowa	1931-33	Selby, Rob (G), Auburn	1995-97	Spradlin, Danny (LB), Tennessee	1985
Roland, Johnny (RB), Missouri	1966-72	Self, Clarence (B), Wisconsin	1949	Springsteen, Bill (E), Lehigh	1927-28
Rolle, Antrel (CB/S), Miami	2005-09	Semes, Bernie (B), Duquesne	1944	Spurlock, Michael (WR), Mississippi	2006
Rolle, Butch (H-B/TE), Michigan State	1992-93	Sendein, Lyle (C), Texas	2007-15	St. Pierre, Brian (DB), Boston College	2008-09
Romanik, Steve (G), Villanova	1953-54	Seno, Frank (B), George Washington	1945-46	Stacy, William (DB), Mississippi State	1959-63
Rooney, Bill (C), None	1929	Sensibaugh, Mike (S), Ohio State	1972-77	Staggs, Jeff (LB), San Diego State	1972-73
Rooney, Cobb (E), None	1929-30	Sevenson, Jeff (CB), Long Beach State	1976-77	Stallings, Larry (LB), Georgia Tech	1963-76
Root, Jim (DB), Miami (Ohio)	1953, '56	Shaffer, Craig (LB), Indiana State	1982-84	Stallings, Robert (TE), Southern Mississippi	1986
Rose, Gene (DB), Wisconsin	1929-32	Shanks, Simon (LB), Coahoma J.C. (Miss.)	1995	Stanley, Chad (P), Stephen F. Austin	2001
Rosema, Rocky (LB), Michigan	1968-71	Sharpe, Luis (T), UCLA	1982-84, '85-94	Stanton, Drew (QB), Michigan State	2013
Rosenbach, Timm (DB), Washington State	1989-92	Shaugnessy, Matt (LB), Wisconsin	2013-14	Starkey, Jason (C), Marshall	2000-03
Ross, Jeremy (WR), California	2016	Shaw, Bob (E), Ohio State	1950	Starks, Duane (CB), Miami (Fla.)	2002-04
Ross, Oliver (T), Iowa State	2005-07	Shaw, Dennis (DB), San Diego State	1974-75	Staysniak, Joe (G), Ohio State	1996
Ross, Pat (C), Boston College	2008	Shaw, Jesse (G), Southern California	1993	Steen, Athony (G), Alabama	2014
Roundtree, Raleigh (G/T), South Carolina State	2003	Shazor, Ernest (S), Michigan	2011	Stegent, Larry (RB), Texas A&M	1971
Rowe, Bob (DT), Western Michigan	1967-75	Shelby, Willie (RB), Alabama	1978	Steger, Pete (B), None	1921
Roy, Frank (G), Utah	1966	Shelley, Dex (B), Texas	1932	Stein, Bill (C), Fordham	1927-28
Rozier, Bob (DE), California	1979	Shelton, L.J. (T), Eastern Michigan	1999-04	Steinbach, Larry (T), St. Thomas (Minn.)	1931-33
Rubio, Angel (DT), Southeast Missouri State	1999	Shenefelt, Paul (T), Manchester	1934-35	Stennett, Fred (B), St. Mary's (Calif.)	1932
Rucinski, Ed (E), Indiana	1943-46	Sherman, Anthony (FB), Connecticut	2011-12	Stepanovich, Alex (C), Ohio State	2004-06
Rucker, Foster (DE/DT), Southern California	2013	Shipley, A.Q. (C), Penn State	2015	Stevens-Hawling, LaRod (RB), Pittsburgh	2009-12
Rucker, Keith (DT), Ohio Wesleyan	1992-93	Shipp, Marcel (RB), Massachusetts	2001-07	Stewart, Vaughan (C), Alabama	1943
Rudolph, Council (DE), Kentucky State	1973-75	Shirk, John (E), Oklahoma	1940	Stief, Dave (WR), Portland State	1978-82
Rue, Joshua (FB), Duquesne	2003-04	Shivers, Roy (RB), Utah State	1966-72	Stieve, Terry (G), Wisconsin	1978-84
Ruether, Mike (CB), Texas	1986-87	Shook, Fred (C), Texas Christian	1941	Stinson, Ed (DT), Alabama	2014
Rundquist, Elmer (T), Illinois	1922	Shumann, Mike (WR), Florida State	1982-83	Stokes, Lee (C), Centenary	1943
Rushing, Marion (LB), Southern Illinois	1959, '62-65	Shy, Don (RB), San Diego State	1973	Stone, Ken (DB), Vanderbilt	1977-80
Russell, Doug (B), Kansas State	1934-39	Sikahema, Vai (RB/KR), Brigham Young	1986-90	Stone, Michael (CB), Memphis	2001-04
Rutledge, Johnny (LB), Florida	1999-02	Sikora, Mike (G), Oregon	1952	Stonesifer, Don (E), Northwestern	1951-56
Ryan, Bill (T), Fordham	1924	Silas, Sam (DT), Southern Illinois	1963-67	Stoudt, Jeff (DB), Youngstown State	1986-88
Ryzdewski, Frank (T), Notre Dame	1921	Silvestri, Carl (DB), Wisconsin	1965	Stoval, Jerry (DB), Louisiana State	1963-71
		Simas, Bill (B), St. Mary's (Calif.)	1932-33	Stowe, Tyrone (LB), Rutgers	1991-93
		Simmons, Clyde (DE), Western Carolina	1994-95	Strader, Norman "Red" (B), St. Mary's (Calif.)	1927
Sabados, Andy (G), The Citadel	1939-40	Simmons, Dave (LB), Georgia Tech	1965-66	Strausbaugh, Jim (B), Ohio State	1946
Sacca, Tony (QB), Penn State	1992-93	Simmons, John (C), Detroit	1951-56	Stringer, Scott (DB), California	1974
Sachs, Len (E), Loyola (Ill.)	1920-23, '25	Simon, Tharold (CB), Louisiana State	2016	Strofolino, Mike (LB), Villanova	1966-68
Saddler, Rod (DT), Texas A&M	1987-91	Simons, Keith (DT), Minnesota	1978-79	Stuckey, Chansi (WR), Clemson	2011
Sagely, Floyd (E), Arkansas	1957	Simpson, Carl (DE), Florida State	1998	Stuessy, Mel (T), St. Edward's (Tex.)	1926
Sampson, DeMarco (WR), San Diego State	2011	Sims, Ken (CB), Iowa	1987	Sugar, Leo (DE), Purdue	1960
Samuels, Terry (TE), Kentucky	1994-95	Sitko, Emil (B), Notre Dame	1951-52	Summisa, Dave (G), Wisconsin	1953
Sanders, Frank (WR), Auburn	1995-02	Sivsek, Mike (DT), Western Michigan	1970	Summrell, Pat (K/E), Arkansas	1953-57
Sanders, James (S), Fresno State	2012	Skelton, John (DB), Fordham	2010-12	Sutch, George (B), Temple	1946
Sanders, Lonnie (DB), Michigan State	1968-69	Slater, Fred (T), Iowa	1926-31	Svoboda, Bill (LB), Tulane	1950-53
Sandifer, Don (B), Louisiana State	1953	Sloan, Bonnie (DT), Austin Peay	1973	Swann, Eric (DL), None	1991-99
Sanford, Leo (C), Louisiana Tech	1951-57	Sloan, Dwight (QB), Arkansas	1938	Swanson, Eric (WR), Tennessee	1986
Sanyika, Sékou (LB), California	2000-01	Small, Jessie (LB), Eastern Kentucky	1992	Swanson, Evar (E), Lombard	1925-27
Sapp, Patrick (LB), Clemson	1998-99	Smith, Alfonso (RB), Kentucky	2010-13	Swartz, Chris (DB), Morehead State	1994
Sarboe, Phil (B), Washington State	1934-36	Smith, Antonio (DE), Oklahoma State	2004-08	Sweeney, D.J. (S), South Carolina	2015-16
Sargent, Broderick (RB), Baylor	1986-87	Smith, Ben (DB), Georgia	1995-96	Swider, Larry (P), Pittsburgh	1980
Sarringhaus, Paul (B), Ohio State	1946	Smith, Bill (E), Washington	1934-39	Swinger, Rashad (DT), Rutgers	1997-2000
Sauls, Mac (DB), Southwest Texas State	1968-69	Smith, Cedric (FB), Florida	1996-98	Swinton, Reggie (WR/KR), Murray State	2005
Sauter, Coy (QB), Minnesota	1998	Smith, Charles (B), Georgia	1947	Swistowicz, Mike (B), Notre Dame	1990
Scales, Hurler (DB), North Texas State	1974	Smith, Dennis (TE), Utah	1990	Symank, John (DB), Florida	1963
Scanlon, John (B), DePaul	1921	Smith, Emmitt (RB), Florida	2003-04	Scot, Walt (T), Bucknell	1946-48
Scardine, Carmen (B), None	1943	Smith, George (B), Villanova	1943		
Schable, A.J. (FB), South Dakota	2006	Smith, J.T. (WR), North Texas State	1985-90		
Schilling, Andy (WR), Miami (Ohio)	1988-89	Smith, Jackie (E), Northwest Louisiana	1963-77		
Schleicher, Maury (LB), Penn State	1959	Smith, Lance (G), Louisiana State	1985-93		
Schmiesing, Joe (DE), New Mexico State	1968-71	Smith, Leonard (DB), McNeese State	1983-88		
Schmidt, George (E), Lewis	1953	Smith, Mark (DT), Auburn	1997-00		
Schmitt, George (S), Delaware	1983	Smith, Russ (G), Illinois	1923		
Schneidman, Herman (B), Iowa	1940	Smith, Perry (DB), Colorado State	1977-79		

Tate, Robert (CB), Cincinnati	2004-06	Vaughan, Charles (B), Tennessee	1936	Williams, Brandon (CB), Texas A&M	2016-
Taylor, Chester (RB), Toledo	2011	Veldheer, Jared (T), Hillsdale	2014-	Williams, Brandon (LB), Texas Tech	2011
Taylor, Curtis (S), Louisiana State	2013	Vesser, John (E), Idaho	1927, '30-31	Williams, Clarence (RB), Michigan	1999-2000
Taylor, Jay (CB), San Jose State	1989-92	Villa, Danny (C/G/T), Arizona State	1992	Williams, Clyde (T), Southern	1967-71
Taylor, Kerry (WR), Arizona State	2012-13	Vincent, Keydrick (G), Mississippi	2007	Williams, Chris (DL), American International	1991
Taylor, Mike (T), Southern California	1973	Vodicka, Joe (B), None	1945	Williams, Dan (DT), Tennessee	2010-14
Taylor, Stephan (RB), Stanford	2013-16	Vokaty, Otto (B), Heidelberg	1933	Williams, Dave (WR), Washington	1967-71
Teeuws, Len (T), Tulane	1954-57	Volok, Bill (G), Tulsa	1934-39	Williams, Eric (LB), Southern California	1977-82
Terry, Ryan (RB), Iowa	1995-96			Williams, Gerald (CB), Langston	1980
Tharpe, Larry (T), Tennessee State	1995	W		Williams, Herb (DB), Southern	1981-82
Thaxton, Jim (TE), Tennessee State	1978	Wadsworth, Andre (DE), Florida State	1998-00	Williams, Jake (T), Texas Christian	1929-33
Thomas, Jim (G), Oklahoma	1939-40	Wagennann, Zack (LB), Montana	2015	Williams, James (CB), Fresno State	1994
Thomas, Logan (DB), Virginia Tech	2014	Wager, Clint (E), St. Mary's (Minn.)	1943, '45	Williams, Jamie (TE), Nebraska	1983
Thomas, Ralph (E), San Francisco	1952	Wagstaff, Jim (B), Idaho State	1959	Williams, Karl (WR/PR), Texas A&M Kingsville	2014
Thomas, Earl (WR), Houston	1974-75	Wahler, Jim (DT), UCLA	1989-92	Williams, Kervyn (RB), Utah State	2004
Thompson, Anthony (RB), Indiana	1990-92	Wakefield, Fred (DE/OT/TE), Illinois	2001-06	Williams, Kevin (WR), Miami (Fla.)	1997
Thompson, Everett (DE), Washington	2013	Walczak, Mark (TE), Arizona	1988	Williams, Rex (C), Texas Tech	1940
Thompson, Harry (G), UCLA	1955	Waldron, Austin (G), Gonzaga	1927	Williams, Ryan (RB), Virginia Tech	2011-13
Thompson, Ken (WR), Utah State	1982-83	Walker, Charles (DT/DE), Duke	1964-72	Williams, Stephen (WR), Toledo	2010-11
Thompson, Norm (DB), Utah	1971-76	Walker, Darwin (DT), Tennessee	2000	Williams, Teddy (WR), Texas-San Antonio	2013
Thompson, Ray (LB), Tennessee	2000-04	Walker, Quentin (RB), Virginia	1984-85	Williams, Willie (T), Louisiana State	1990-92
Thompson, Ricky (RB), Baylor	1982	Walker, Reggie (LB), Kansas State	2009-12	Williams, Xavier (DT), Northern Iowa	2015-
Thornton, Bill (RB), Nebraska	1963-65, '67	Wallerstedt, Brett (LB), Arizona State	1993	Williamingham, Larry (DB), Auburn	1971-72, '76
Thornton, Bruce (DE), Illinois	1982	Walner, Fred (G), Notre Dame	1951-52, '54-55	Wilson, Adrian (SS), North Carolina State	2001-12
Thurbon, Bob (D), Pittsburgh	1944	Walls, Raymond (CB), Southern Mississippi	2005	Wilson, Bernard (DT), Tennessee State	1994-98
Thurman, Dennis (FS), Southern California	1986	Walters, Troy (WR), Stanford	2006	Wilson, Bill (E), Gonzaga	1935-37
Tilley, Pat (WR), Louisiana Tech	1976-86	Walz, Zack (LB), Dartmouth	1998-2001	Wilson, Gordon (C), Texas Mines	1942-43, '45
Tillman, Pat (S), Arizona State	1998-2001	Ware, Matt (CB/S), UCLA	2006-10	Wilson, Karl (DE), Louisiana State	1989
Times, Ken (DT), Southern	1981	Ware, Derek (TE), Central State (Okla.)	1992-94	Wilson, Larry (S), Utah	1960-72
Tinsley, Gaynell (E), Louisiana State	1937-38, '40	Warner, Kurt (QB), Northern Iowa	2005-09	Wilson, Mike (DB), Western Illinois	1969
Tinsley, Jess (T), Louisiana State	1929-33	Washington, Chris (LB), Iowa State	1990	Winston, Eric (T), Miami (Fla.)	2013
Tipton, Gregg (DB), Hawaii	1987	Washington, Daryl (LB), Texas Christian	2010-13	Witthof, Cal (C), Kentucky	1974
Tipton, Howard (DB), Southern California	1933-37	Washington, Eric (DB), Texas-El Paso	1972-73	Wolff, Joe (T/G), Boston College	1989-97
Togafau, Pago (LB), Idaho State	2008-09	Washington, Lionel (DB), Tulane	1983-86	Wolfey, Ron (RB), West Virginia	1985-91
Tolbert, Jim (S), Lincoln (Mo.)	1973-75	Waters, Andre (S), Cheyenne State	1994	Womack, Floyd (G), Mississippi State	2011
Toler, Greg (CB), Saint Paul's (Va.)	2009-12	Watford, Earl (T/G), James Madison	2013-16	Wood, Bob (T), Alabama	1940
Tonelli, Mario (B), Notre Dame	1940, '45	Watford, Gerry (E), Alabama	1953-54	Wood, Mike (P/K), Southeast Missouri State	1978-79
Toner, Cole (G), Harvard	2016	Watkins, Bob (B), Ohio State	1958	Woodesich, Karl (DB), West Virginia	1972
Toogood, Charley (G), Nebraska	1957	Watkins, Todd (WR), Brigham Young	2006	Woodley, LaMarr (LB), Michigan	2015
Toscani, Frank (B), Saint Mary's (Calif.)	1932	Watson, Gabe (DT), Michigan	2006-10	Woodruff, Jim (E), Pittsburgh	1926
Tosi, Mao (DT), Idaho	2000-01	Watt, Walt (B), Miami (Fla.)	1945	Woods, LeVar (LB), Iowa	2001-04
Towns, Lester (LB), Washington	2005	Weatherspoon, Sean (LB), Missouri	2015	Woodson, Abe (DB), Illinois	1965-66
Towns, Robert (DB), Georgia	1960	Weaver, Charles (G), Chicago	1930	Woodsey, Rolly (DB), Boise State	1978
Townsend, Curtis (LB), Arkansas	1978	Weber, Chuck (LB), West Chester State	1956-58	Word, Barry (RB), Virginia	1994
Tracey, John (LB), Texas A&M	1959-60	Wedel, Dick (G), Wake Forest	1948	Wornton, Keith (G), Nebraska	1976-81
Traynovicz, Mark (G), Nebraska	1988, '89	Wedige, Scott (C), Northern Illinois	2012	Wragge, Tony (G), New Mexico State	2002-03
Tsay, Jim (B), Penn State	1989	Wehrli, Roger (CB), Missouri	1969-82	Wright, Charles (CB), Tulsa	1987
Triplett, Bill (RB), Miami (Ohio)	1962-63, '65-66	Weller, Ray (T), Nebraska	1926-27	Wright, Jason (RB), Northwestern	2009-10
Triplett, Wally (B), Penn State	1952-53	Wells, Beanie (RB), Ohio State	2009-12	Wright, Nate (DB), San Diego State	1969-70
Trippi, Charley (B), Georgia	1947-55	Wells, Reggie (G/T), Clarion	2003-09	Wright III, Scooby (LB), Arizona	2016-
Trippuca, Frank (QB), Notre Dame	1950-52	Welter, Tom (G/T), Nebraska	1987	Wright, Steve (T), Alabama	1972
Truluck, R-Kal (DE), SUNY-Cortland	2005	Wendt, Ken (G), Marquette	1932	Wright, Willie (TE/H-B), Wyoming	1992
Tubbs, Jerry (LB), Oklahoma	1957-58	West, Jeff (P), Cincinnati	1975	Wukits, Al (C), Duquesne	1944
Tucker, Mark (C), Southern California	1993-94	West, Stan (G), Oklahoma	1956-57	Wyche, Sam (QB), Furman	1976
Tuman, Jerome (TE), Michigan	2008	West, William (DB), Oregon	1960-61		
Tupa, Tom (QB/P), Ohio State	1988-91	Westerman, Jamaal (LB), Rutgers	2012	Y	
Turner, Herschel (G/T), Kentucky	1964-65	Wetzel, John (G/T), Boston College	2016-	Yablonski, Ventan (B), Columbia	1948-51
Turner, Marcus (DB), UCLA	1989-91	Whalen, Bill (T), None	1920-24	Yankowski, Ron (DE), Kansas State	1971-76
Tyler, Pete (B), Hardin-Simmons	1937-38	Wham, Tom (E), Furman	1949-51	Yarr, Tom (C), Notre Dame	1933
		Wheeler, Ernie (B), North Dakota State	1939, '42	Yeisley, Don (E), None	1928
		Wheeler, Ted (G), West Texas State	1967-68	Young, Bob (G), Howard Payne	1972-79
		Whitaker, Bill (DB), Missouri	1983-84	Young, D.J. (T), Michigan State	2011
		White, Anthony (RB), Kentucky	2002	Young, Lonnie (FS), Michigan State	1985-90
		White, Arthur (G), Alabama	1940-41	Young, Michael (LB), Illinois	2002-03
		White, Corey (CB), Samford	2015	Younger, Jordan (DB), Connecticut	2000
		White, Paul (RB), Texas-El Paso	1970-71		
		White, Ray (LB), Syracuse	1975-76		
		Whiting, Teag (G), Brigham Young	2002-03	Z	
		Whitley, Eddie (CB), Virginia Tech	2014	Zandowski, Mike (G), Washington	1989
		Whitman, Laverne (B), Tulsa	1951-53	Zastudil, Dave (P), Ohio	2011-14
		Wicks, Bob (WR), Utah State	1972	Zelencik, Frank (T), Oglethorpe	1939
		Widerquist, Chet (T), Washington & Jefferson	1926-28	Zellner, Peppi (DE), Fort Valley State	2004
		Wile, Matt (P), Michigan	2016-	Zimny, Bob (T), Indiana	1945-49
		Willard, Ken (RB), North Carolina	1974	Zook, Clyde (G), Notre Dame	1920-23
		Williams, Aeneas (CB), Southern	1991-2000	Zook, John (DE), Kansas	1976-79
		Williams, Bobby (DB), Central State (Okla.)	1966-67	Zordini, Lou (B), Notre Dame	1940
				Zortlich, Michael (S), Penn State	1989-93



ALL-TIME NUMERICAL ROSTER

1	
Driscoll, Cedic (K), Northwestern	1920-25
Oglesby, Cedric (K), South Carolina State	2001
Rackers, Neil (K), Illinois	2003-09
Stein, Bill (C), Fordham	1927-28

2	
Bartel, Richard (QB), Tarleton State	2010-11
Butler, Drew (P), Georgia	2014-16
Dunn, Joe (B), Marquette	1925-26
Furrer, Will (QB), Virginia Tech	1993
Jones, Ben (B), Grove City	1927-28
Mohardt, John (B), Notre Dame (also wore #15)	1922-23
Peterson, Todd (K), Georgia	1994
St. Pierre, Brian (QB), Boston College	2008-09
Trippi, Charley (B), Georgia (also wore #62)	1947-55
Zoia, Clyde (G), Notre Dame (also wore #8)	1920-23

3	
Anderson, Derek (QB), Oregon State	2010
Butler, Kevin (K), Georgia	1996-97
Butts, Ed (B), Chico State (also wore #17)	1929
Erickson, Hal (B), Washington & Jefferson	1925-28
Feely, Jay (K), Michigan (also wore #4)	2010-13
Gambrell, Billy (E), South Carolina	1963-67
Guglielmi, Ralph (QB), Notre Dame	1961
Izo, George (QB), Notre Dame	1960
King, Andy (B), West Virginia	1923-24
Klumb, John (E), Washington State (also wore #56)	1939-40
Lange, Jim (E), Montana State	1929
Novak, Nick (K), Maryland	2005
Palmer, Carson (QB), Southern California	2013
Rosenbach, Timm (QB), Washington State	1989-92
Scanlon, John (B), DePaul	1921

4	
Anderson, Ed (E), Notre Dame (also wore #16, 22)	1922-25
Barry, Norm (B), Notre Dame	1921
Dysert, Zach (QB), Miami (Ohio)	2016
Feely, Jay (K), Michigan (also wore #3)	2010-13
Hasselbeck, Tim (QB), Boston College	2007
King, Shaun (QB), Tulane	2004
Koib, Kevin (QB), Houston	2011-12
Levy, Chuck (WR/RB/KR), Arizona	1994-95
Mahoney, Ike (B), Creighton	1925-28, '31
McGee, Bob (T), Santa Clara	1938
Reed, Joe (B), Louisiana State (also wore #16, 19)	1937-39
Tays, Jim (B), Penn State	1925

5	
Barr, Mike (P), Rutgers	2007
Davis, Greg (K), Citadel	1991-96
Gillies, Fred (T), Cornell (also wore #10, 11)	1920-28
Graham, Ben (P), Deakin (Australia)	2008-11
Hogeboom, Gary (QB), Central Michigan	1989
Hurtburt, John (G), Chicago	1924-25
Koehler, Bob (G), Northwestern (also wore #14, 18, 19)	1921-26
LaRosa, Paul (E), None	1920-21
May, Chad (QB), Kansas State	1996
Mitchell, Tywan (WR/TE), Minn. St.-Mankato (also wore #83)	1999-01
Risvold, Ray (B), St. Edwards (Tex.)	1927-28
Stanton, Drew (QB), Michigan State	2013

6	
Bryan, Jon (B), Chicago	1922
Crangle, John (B), Illinois	1923
Davey, Rohan (QB), Louisiana State	2005
Duncan, Tim (K), Oklahoma	2002-03
Hall, Max (QB), Brigham Young	2010-11
Halstrom, Bernie (B), Illinois	1920-21
Hill, Don (B), Stanford	1929
Hoyer, Brian (QB), Michigan State	2012
Illman, Ed (B), Montana	1928
Lamb, Rod (B), Lombard	1926-27, '33
Nedney, Joe (K), San Jose State	1997-99

Ranspot, Keith (E), Southern Methodist	1940
Thomas, Logan (QB), Virginia Tech	2014
Wedel, Dick (G), Wake Forest	1948
Wile, Matt (P), Michigan	2016

7	
Angsman, Elmer (B), Notre Dame	1946-52
Arterburn, Elmer (B), Texas Tech	1954
Beuerlein, Steve (QB), Notre Dame	1993-94
Catanzaro, Chandler (K), Clemson	2014-16
DeBell, Will (E), Southern Methodist (also wore #41)	1940-41, '45-49
Egan, Dick (E), Wilmington (also wore #9)	1920-23
Esiason, Boomer (QB), Maryland	1996
Gramatica, Bill (K), South Florida	2001-03
Grant, Hugh (B), St. Mary's (Calif.)	1928
Hall, John (B), Texas Christian (also wore #77)	1940-41, '43
Hogan, Tom (T), Detroit	1926
Ivy, Frank (Pop), (E), Oklahoma (also wore #42, 51)	1940-42, '45-47
Johnson, Ray (B), Denver	1940
Kupp, Craig (QB), Pacific Lutheran	1991
Leggett, Dave (B), Ohio State	1955
Leinart, Matt (QB), Southern California	2006-09
Marchibroda, Ted (QB), Detroit	1957
Nagel, Ray (B), UCLA	1953
Nagel, Ross (T), St. Louis	1942
Sachs, Len (E), Loyola (Ill.) (also wore #22)	1920-23, '25
Strader, Norman "Red" (B), St. Mary's (Calif.)	1927
Towns, Robert (QB), Georgia	1960

8 (Retired)	
Lawrence, Jim (B), Texas Christian (also wore #11, 30)	1936-39
McHan, Lamar (QB), Arkansas	1954-58
McMahon, Byron (G), Cornell	1923
Trippucka, Frank (QB), Notre Dame	1950-52
Wilson, Larry (S), Utah (honored with number retirement)	1960-72
Zoia, Clyde (G), Notre Dame (also wore #2)	1920-23

9	
Barkley, Matt (QB) Southern California	2015
Boyd, Shane (RB) Kentucky	2006
Bucklin, Tom (B), Idaho	1927
Cowhig, Jerry (B), Notre Dame	1950
Egan, Dick (E), Wilmington (also wore #7)	1920-23
Foster, Ralph (T), Oklahoma A&M (also wore #60, 64, 77)	1945-46
Johnson, Dirk (P), Northern Colorado	2008
Keenan, Sean (QB), Williams (Mass.)	2000
McMahon, Jim (QB), Brigham Young	1994
Method, Russ (B), None	1929
Pancieri, Don (QB), San Francisco	1952
Quigley, Ryan (P), Boston College	2016
Sauter, Cory (QB), Minnesota	1998
Zastudil, Dave (P), Ohio	2011-14

10	
Atkinson, Jess (K), Maryland	1985
Beathard, Pete (QB), Southern California	1970-71
Buckeye, Garland (T), None (also wore #14)	1920-24
Claypool, Ralph (C), Purdue (also wore #30)	1925-26, '28
Donckers, Bill (QB), San Diego State	1976-77
Feagles, Jeff (P), Miami (Fla.)	1994-97
Fisher, Ev (B), Santa Clara (also wore #40)	1938-39
Garza, Sammy (QB), Texas-El Paso	1987
Gelbaugh, Stan (QB), Maryland	1991
Gillies, Fred (T), Cornell (also wore #5, 11)	1920-28
Golden, Brittan (WR), West Texas A&M	2013
Lee, John (K), UCLA	1986
McInerney, Arnie (C), Notre Dame (also wore #11, 12)	1920-27
Player, Scott (P), Florida State	1998-06
Rector, Jamaica (WR), NW Missouri State	2007
Swider, Larry (P), Pittsburgh	1980
Vesser, John (E), Idaho (also wore #28, 36)	1927, '30-31
Zontini, Lou (B), Notre Dame	1940-41

11	
Agee, Sam (B), Vanderbilt	1938-39
Banonis, Vince (C), Detroit (also wore #32)	1942, 46-50
Blake, Jeff (QB), East Carolina	2003
Bojovic, Novo (K), Central Michigan	1985
Bonner, Sherdick (QB), California State-Northridge	1999
Bulger, Chet (T), Auburn (also wore #70, 73)	1942-43, 45-49
Elkins, Falt (B), Marshall	1939
Fitzgerald, Larry (WR), Pittsburgh	2004
Francis, Gene (B), Chicago	1926
Gillies, Fred (T), Cornell (also wore #5, 10)	1920-28
Gillmore, Bryan (WR), Midwestern St. (Tex.) (also wore #86)	2000-03
Graham, Kent (QB), Ohio State	1996-97
Hock, John (T), Santa Clara	1950
Horne, Greg (P), Arkansas	1987-88
Humphrey, Buddy (QB), Baylor	1963-65
Joyce, Don (T), Tulane (also wore #71)	1951-53
Kasper, Kevin (WR), Iowa (also wore #82)	2002-03
Lawrence, Jim (B), Texas Christian (also wore #8, 30)	1936-39
McInerney, Arnie (C), Notre Dame (also wore #10, 12)	1920-27
Moyhinan, Tim (C), Notre Dame (also wore #40)	1932-33
Nevers, Ernie (B), Stanford (also wore #44)	1929-31
O'Donoghue, Neil (K), Auburn	1980-85
Purdin, Cal (B), Tulsa	1943
Rooney, Bill (C), None	1929
Rundqued, Elmer (T), Illinois	1922
Schroeder, Jay (QB), UCLA	1994
Schubert, Eric (K), Pittsburgh	1986
Shaw, Dennis (QB), San Diego State	1974-75
Tinsley, Gaynell (E), Louisiana State (also wore #31, 49)	1937-38, '40
Weller, Ray (T), Nebraska	1926-27
Widerquist, Chet (T), Washington & Jefferson	1926-28

12	
Braidwood, Charles (E), Tennessee-Chattanooga	1932
Brown, John (WR), Pittsburgh State	2014
Brunner, Scott (QB), Delaware	1985
Carpenter, Chad (WR), Washington State	1997-99
Carrell, Duane (P), Florida State	1977
Davidson, Joe (G), Colgate	1928
Johnson, Charley (QB), New Mexico State	1961-69
Kassel, Charles (E), Illinois (also wore #43)	1929-33
Keithley, Gary (QB), Texas-El Paso	1973-75
Larson, Paul (QB), California	1957
Leonard, John (T), Indiana (also wore #19)	1922-23
Little, Steve (P/K), Arkansas	1978-80
Mackey, Kyle (QB), East Texas State	1984
McCown, Josh (QB), San Houston State	2002-05
McInerney, Arnie (C), Notre Dame (also wore #10, 11)	1920-27
Murphy, Bill (G), Washington (Mo.) (also wore #25)	1940-41
Nisbet, Dave (E), Washington	1933
Pardonner, Earl (B), Purdue	1934-35
Rattay, Tim (QB), Louisiana Tech	2007
Roach, John (QB), Southern Methodist	1956, '59-60
Roberts, Andre (WR), The Citadel	2010-13
Romanello, Steve (G), Villanova	1953-54
Russick, Doug (B), Kansas State (also wore #32, 33)	1934-39
Swanson, Evar (E), Lombard	1925-27
Stanley, Chad (P), Stephen F. Austin	2001
Tipton, Gregg (QB), Hawaii	1987
Tyler, Pete (B), Hardin-Simmons	1937-38
Vaughan, Charles (B), Tennessee	1936
Vokaty, Otto (B), Heidelberg	1933
Zelenick, Frank (T), Oglethorpe	1939

13	
Brown, Jaron (WR), Clemson	2013
Chamberlin, Guy (C), Nebraska	1927
Crowder, Earl (B), Oklahoma	1939
Galley, Jim (K), Minnesota	1987
Jacke, Chris (K), Texas-El Paso	1998-99
Maynard, Don (WR), Texas-El Paso	1993
Warner, Kurt (QB), Northern Iowa	2005-09



ARIZONA CARDINALS

14

Buckeye, Garland (T), None (also wore #10)	1920-24
Cater, Greg (P), Tennessee-Chattanooga	1986-87
Cherry, Ed (B), Hardin-Simmons	1938-39
Cuff, Ward (B), Marquette	1946
Drake, Kevin (WR), Alabama-Birmingham	1998
Etcheverry, Sam (QB), Denver	1961-62
Folz, Art (B), Chicago (also wore #17)	1923-25
Greisen, Chris (QB), Northwest Missouri State	1999-01
Koehler, Bob (G), Northwestern (also wore #5, 18, 19)	1921-26
Lindley, Ryan (QB), San Diego State	2012-14
Loyd, Mike (QB), Missouri Southern State	1979-80
Madden, Lloyd (B), Colorado Mines	1940
Marelli, Ray (G), Notre Dame	1928
Marquardt, John (E), Illinois	1921
McIvor, Rick (QB), Texas	1984-85
Nelson, J.J. (WR), Alabama-Birmingham	2015-
Newhouse, Reggie (WR), Baylor (also wore #87)	2003-05
Nofsinger, Terry (QB), Utah	1965-66
Roberts, Hal (P), Houston	1974
Slater, Fred (T), Iowa (also wore #47, 91)	1926-31
Watkins, Todd (WR), Brigham Young	2006
Williams, Kevin (WR), Miami (Fla.) (also wore #84)	1997
Williams, Stephen (WR), Toledo (also wore #18)	2010-11

15

Blanchard, Cary (K), Oklahoma State	2000-01
Blumer, Herb (E), Missouri (also wore #17, 20)	1925-30, '33
Breaston, Steve (WR), Michigan	2007-10
Bruckner, Les (B), Michigan State	1945
Case, Stoney (QB), New Mexico	1995-98
Christman, Paul (QB), Missouri (also wore #44)	1945-49
Cuzzo, Gary (QB), Virginia	1972
Curran, Harry (B), Boston College	1920-21
Curzon, Harry (B), None	1928
Floyd, Michael (WR), Notre Dame	2012-16
Holiday, Carlyle (WR), Notre Dame	2005-06
Houghton, Jerry (T), Washington State	1951
Lomax, Neil (QB), Portland State	1981-89
Mohardt, John (B), Notre Dame (also wore #2)	1922-23
Parker, Buddy (B), Centenary	1937-43
Parsons, Preston (QB), Northern Arizona	2002-03
Piskarkiewicz, Steve (QB), Missouri	1977-79
Springsteen, Bill (E), Lehigh (also wore #18)	1927-28
Spurlock, Michael (WR), Mississippi	2006
Wyche, Sam (QB), Furman	1976
Zimny, Bob (T), Indiana (also wore #63)	1945-49

16

Adams, Henry (C), Pittsburgh	1939
Anderson, Ed (E), Notre Dame (also wore #4, 22)	1922-25
Austin, Kent (QB), Mississippi	1986
Brennan, Willis (T), None (also wore #18, 19)	1920-27
Buck, Mike (QB), Maine	1995
Camarillo, Rich (P), Washington	1989-93
Erickson, Mickey (C), Northwestern	1930-31
Hill, King (QB), Rice	1960-69
Knight, Charles (C), None	1920-21
Lisch, Rusty (QB), Notre Dame	1980-84
Navarre, John (QB), Michigan	2004-06
Plasman, Dick (E), Vanderbilt	1946-47
Plummer, Jake (QB), Arizona State	1997-02
Ross, Jeremy (WR), California	2016
Van Galder, Tim (QB), Iowa State	1972-74
Williams, Teddy (WR), Texas-San Antonio	2013

17

Arapostathis, Evan (P/K), Eastern Illinois	1986
Berger, Mitch (P), Colorado	2007
Blumer, Herb (E), Missouri (also wore #15, 20)	1925-30, '33
Brown, Dave (QB), Duke	1998-2001
Butts, Ed (B), Ohio State (also wore #3)	1929
Byrd, LaRon (WR), Miami (Fla.)	2012-13
Chandler, Chris (QB), Washington	1991-93
Compton, Ogden (QB), Hardin-Simmons	1995
Del Greco, Al (K), Auburn	1987-90

Folz, Art (B), Chicago (also wore #14)	1923-25
Hanlon, Bob (B), Loras	1948
Hart, Jim (QB), Southern Illinois	1966-83
Jones, Onrea (WR), Hampton	2010
Krieg, Dave (QB), Milton	1995
Kuharchuk, Joe (G), Notre Dame (also wore #88)	1940-41, '45
Larson, Fred (C), Notre Dame	1929
Lauro, Lin (B), Pittsburgh	1951
Mason, Joel (E), Western Michigan	1939
Merkovsky, Elmer (T), Pittsburgh	1944
Montgomery, Ralph (T), Centre	1923
Nolan, Earl (T), Arizona	1937-38
Parker, Ezekiel (WR), Louisville	2002
Randolph, Clare (C), Indiana	1930
Rexer, Freeman (E), Tulane (also wore #62, 63)	1943, '45
Reynolds, Mack (QB), Louisiana State	1956-59
Root, Jim (QB), Miami (Ohio)	1953, '56
Rydzewski, Frank (T), Notre Dame	1921
Schneidman, Herman (B), Iowa	1940
Stuckey, Chansi (WR), Clemson	2011
Swartz, Chris (QB), Morehead State	1994
Waldron, Austin (G), Gonzaga	1927

18

Albert, Sergio (K), U.S. International	1974
Babatsky, Al (T), Fordham (also wore #24, 46)	1938-39, '41-42
Birdsong, Carl (P), Southwestern Oklahoma State	1981-85
Brennan, Willis (T), None (also wore #16, 19)	1920-27
Bundy, Marquis (WR), New Mexico	2016-
Curran, Don (E), Boston College (also wore #54)	1943
Ellis, Walt (T), Detroit	1926-27
Gainor, Charles (E), North Dakota	1939
Harmon, Ham (C), Tulsa	1937
Holm, Bernie (B), Alabama	1932
Hughes, Bernie (C), Oregon	1934-36
Jackson, John (WR), Southern California (also wore #80)	1990-92
Kiesling, Walt (G), St. Thomas (Minn.) (also wore #19, 49)	1929-33
Kiley, Roger (E), Notre Dame	1923
Koehler, Bob (G), Northwestern (also wore #5, 14, 18, 19)	1921-26
Komar, Max (WR), Idaho	2010
Knox, Kevin (WR), Florida State (also wore #82)	1994
Larson, Lou (B), None	1929
Manges, Mark (QB), Maryland	1978
McCullough, Andy (WR), Tennessee	1999-99
Moe, Hal (B), Oregon State	1933
Mulleneaux, Lee (C), Arizona	1938
Petrovich, George (T), Texas	1949-50
Schwartz, Elmer (B), Washington State	1932
Solday, Jake (WR), Northern Iowa	2002
Springsteen, Bill (E), Lehigh (also wore #15)	1927-28
Stout, Cliff (QB), Youngstown State	1986-88
Taylor, Kerry (WR), Arizona State	2012-13
Wainner, Fred (G), Notre Dame (also wore #61, 68)	1951-52, '54-55

Williams, Stephen (WR), Toledo (also wore #14)	2010-11
--	---------

19

Brennan, Willis (T), None (also wore #16, 18)	1920-27
Ginn Jr., Ted (WR), Ohio State	2014
Halloran, Shawn (QB), Boston College	1987
Hubert, Chris (WR), Fayetteville State	2016
Jenkins, MarJay (WR), Nebraska-Omaha (also wore #82)	1999-02
Kiesling, Walt (G), St. Thomas (Minn.) (also wore #18, 49)	1929-33
Killier, Lyons (G), None	1928
Koehler, Bob (G), Northwestern (also wore #5, 14, 18, 19)	1921-26
Leonard, John (T), Indiana (also wore #12)	1922-23
Lillard, Joe (B), Oregon State	1932-33
Long, Lance (WR), Mississippi State	2009
May, Bill (B), Louisiana State	1937-38
McCoy, LeRon (WR), Indiana (PA)	2005-06
Mehring, Pete (T), Kansas (also wore #23)	1934-36
Murphy, Jim (B), St. Thomas (Minn.)	1928
Poole, Nathan (WR), Marshall (also wore #89)	2001-03
Reed, Joe (B), Louisiana State (also wore #4, 16)	1937, '39
Rucinski, Ed (E), Indiana (also wore #51)	1943-46
Sacca, Tony (QB), Penn State	1992-93
Skelton, John (QB), Fordham	2010-12

Smith, Charles (B), Georgia	1947
Spiller, Phil (QB), California State-Los Angeles	1967
Tupa, Tom (QB/P), Ohio State	1988-91
Underwood, John (G), None	1929
Williams, Jake (T), Texas Christian (also wore #42)	1929-33
Wood, Mike (P/K), Southeast Missouri State	1978-79

20

Anderson, Damien (RB), Northwestern (also wore #22)	2002-05
Auer, Howard (T), Michigan	1933
Bailey, Claron "Monk" (QB), Utah	1964-65
Bailey, Johnny (RB/KR), Texas A&I	1992-93
Barber, Mike (WR), Marshall	1989
Barnes, Mike (QB), Texas-Arlington	1967-68
Bell, Gordon (RB), Michigan	1978-79
Blumer, Herb (E), Missouri (also wore #15, 17)	1925-30, '33
Brown, Ralph (CB), Nebraska	2007-09
Buccannon, Deone (SLB), Washington State (also wore #36)	2014-
Cason, Antoine (CB), Arizona	2013
Chappell, Leon (G), None	1920-21
Coffey, Jim (B), Louisiana State	1937-38
Cross, Bill (B), West Texas State (also wore #90)	1951-53
Curtis, Travis (FS), West Virginia	1987-88
Dwyer, Jonathan (RB), Georgia Tech	2014
Farr, Miller (DB), Wichita State	1970-72
Goble, Les (B), Alfred	1954-55
Hall, Ken (RB), Texas A&M	1959, '61
Jefferson, A.J. (CB), Fresno State	2010-11
Kenneally, George (G), St. Bonaventure	1930
Lewis, Woodley (B), Oregon	1956-59
Morre, Ronald (RB), Pittsburg State (Kan.) (also wore #30)	1993-94, '97
Neuman, Bob (E), Illinois Wesleyan	1934-36
Oliver, Clancy (CB), San Diego State	1973
Ramsey, Garrard (G), William & Mary	1946-51
Reid, Lamont (CB), North Carolina State (also wore #23)	2005
Robl, Hal (B), Wisconsin State-Oshkosh	1945
Sensibaugh, Mike (S), Ohio State	1972-77
Vodicka, Joe (B), None	1945
Waters, Andre (S), Cheyney State	1994
Willard, Ken (RB), North Carolina	1974

21

Abdullah, Hamza (S), Washington State (also wore #23, 41)	2009-11
Bell, Norm (DB), Missouri	1962
Blackwell, Hal (B), South Carolina	1945
Bohlmann, Frank (G), Marquette	1942
Campbell, Bill (G), Oklahoma (also wore #53)	1945-49
Davis, Cedric (CB), Tennessee State	1995
Davis, Dexter (DB), Clemson (also wore #48)	1991-93
Dowling, Pat (E), DePaul	1929
Eaton, Tracey (S), Portland State	1990
Greene, Ed (E), Loyola (Ill.)	1926-27
Hardy, Jim (B), Southern California (also wore #22, 24)	1949-51
Hill, Renaldo (CB), Michigan State (also wore #45)	2001-04
Horstmann, Roy (CB), Purdue (also wore #42)	1934
Jackson, Mark (CB), Abilene Christian	1987
Johnson, Al (B), Kentucky	1939-41
Keane, Tom (B), West Virginia	1955
Kingery, Ellsworth (B), Tulane	1954
Killier, Lyons (B), Loyola (Ill.)	1931-33
Metcalf, Eric (WR/KR), Texas	1998
Metcalf, Terry (RB), California State-Long Beach	1973-77
Minifiehl, Kevin (DB), Arizona State	1997
Pangle, Hal (B), Oregon State	1935-38
Peterson, Patrick (CB), Louisiana State	2011-
Robnett, Marshall (G), Texas A&M (also wore #43)	1943, '45
Rolle, Antrel (CB/S), Miami	2005-09
Sandifer, Dan (B), Louisiana State	1953
Sears, Jim (DB), Southern California	1954, '57-58
Smith, Wilfred (E), DePaul	1923-25
Stief, Dave (WR), Portland State (also wore #84)	1978-82
Stovall, Jerry (DB), Louisiana State	1963-71
Tinsley, Jess (T), Louisiana State (also wore #31)	1929-33
Whitman, Laverne (B), Tulsa	1951-53
Williams, Clarence (RB), Michigan	1999-2000
Williams, James (CB), Fresno State	1994
Yesley, Don (E), None	1927-28



22

Anderson, Damien (RB), Northwestern (also wore #20)	2002-05
Anderson, Ed (E), Notre Dame (also wore #4, 16)	1922-25
Baker, Conway (T), Centenary	1936-43, '45
Burl, Alex (B), Colorado A&M	1956
Butler, Crendon (CB), Clemson (also wore #32)	2011-12
Carter, Dyshod (CB), Kansas State (also wore #38)	2004-05
Duerson, Dave (DB), Notre Dame	1991-93
Gault, Prentice (RB), Oklahoma	1961-67
Gay, William (CB), Louisville	2012
Gehrke, Fred (B), Utah	1910
Gordon, Lou (T), Illinois	1930-35
Hardy, Jim (B), Southern California (also wore #21, 24)	1949-51
Higgs, Mark (RB), Kentucky	1994-95
Jackson, Charley (B), Southern Methodist	1958
Jefferson, Tony (S), Oklahoma	2013-16
Kay, Bill (DB), Purdue	1984
Knight, Tom (CB), Iowa (also wore #24)	1997-2001
Malouf, Ray (B), Southern Methodist (also wore #78, 98)	1941, '46-48
Paul, Don (DB/HR), Washington State (also wore #37)	1950-53
Sachs, Len (E), Loyola (IL) (also wore #7)	1920-23, '25
Smith, Emmitt (RB), Florida	2003-04
Starks, Duane (CB), Miami (Fla.) (also wore #28)	2002-04
Ware, Matt (CB/S), UCLA	2006-10
Wehrli, Roger (CB), Missouri	1969-82
Wilson, Adrian (SS), North Carolina State (also wore #24)	2001-12

23

Abdullah, Hamza (S), Washington State (also wore #21, 41)	2009-11
Blazine, Tony (T), Illinois Wesleyan	1935-40
Bradford, Ronnie (CB), Colorado	1996
Butler, John B., Tennessee	1944
Clement, John (B), Southern Methodist	1941
Fleming, Jamell (CB), Oklahoma	2012-13
Granger, Charles (G/T), Southern	1961
Grice, Marion (RB), Arizona State	2014
Hearst, Garrison (CB), Georgia	1993-95
Hunter, Darrell (CB), Miami (Ohio)	2006
Johnson, Chris (RB), East Carolina	2015
McBride, Truman (CB), Mississippi	2010
McCann, Bryan (S), Southern Methodist	2013
McGee, Dell (CB), Auburn (also wore #24)	1996-98
Mehring, Pete (T), Kansas (also wore #19)	1934-36
Paremore, Bob (RB), Florida A&M	1963-64
Perrin, Benny (FS), Alabama	1982-85
Reid, Lamont (CB), North Carolina State (also wore #20)	2005
Rhinehart, Coby (DB), Southern Methodist	1999-03
Roland, Johnny (RB), Missouri	1966-72
Scott, Ed (FS), Grambling	1987
Speegle, Cliff (C), Oklahoma (also wore #64)	1945
Stone, Ken (DB), Vanderbilt	1977-80
Thurman, Dennis (FS), Southern California	1986
Turner, Marcus (DB), UCLA	1989-91
Walls, Raymond (CB), Southern Mississippi	2005
Whalen, Bill (T), None	1920-24

24

Babatsky, Al (T), Fordham (also wore #18, 46)	1938-39, '41-42
Baker, Roy (B), Southern California	1929-30
Bates, Mario (RB), Arizona State	1998-99
Brosky, Al (B), Illinois	1954
Brown, Terry (DB), Oklahoma State	1969-70
Carr, Jim (B), Morris Harvey	1955, '57
Cochran, John (B), Wake Forest	1947-50
Collins, Paul (B), Missouri	1945
Creighton, Milan (E), Arkansas (also wore #25)	1931-37
Currie, Herschel (DB), Oregon State	1994
Hardy, Jim (B), Southern California (also wore #21, 22)	1949-51
Hunter, Patrick (CB), Nevada	1995
Hust, Al (E), Tennessee	1946
Kellogg, Clarence (B), St. Mary's (Calif.)	1936
Knight, Tom (CB), Iowa (also wore #22)	1997-2001
Kuzman, John (T), Fordham	1941
McCarthy, John (B), St. Francis	1944
McGee, Dell (CB), Auburn (also wore #23)	1996-98

Morris, Wayne (RB), Southern Methodist	1976-83
O'Connor, Dan (G), Georgetown	1920-24
Olson, Carl (T), UCLA	1942
Patrick, Frank (B), Pittsburgh	1938-39
Psaltis, Jim (DB), Southern California	1953, '55
Reynolds, John (C), Baylor	1937
Sitko, Emil (B), Notre Dame	1951-52
Stacy, William (DB), Mississippi State	1959-63
Watkins, Bob (B), Ohio State	1958
Wilson, Adrian (S), North Carolina State (also wore #22)	2001-12
Wolfrey, Ron (RB), West Virginia	1985-91

25

Bakken, Jim (K), Wisconsin	1962-78
Belden, Charles (B), St. Mary's (Calif.) (also wore #39)	1929-31
Blair, Stanley (CB), Southeastern Oklahoma State	1990
Blount, Eric (RB/KR), North Carolina	1992-93
Brooks, Carlos (DB), Bowling Green	1995
Bryant, Christian (S), Ohio State	2016
Chavous, Corey (DB), Vanderbilt	1998-2001
Christian, Marqui (S), Midwestern State	2016
Clark, Beryl (B), Oklahoma	1940
Creighton, Milan (E), Arkansas (also wore #24)	1931-37
Dowell, Gwyn (B), Texas Tech	1935-36
Eckl, Bob (T), Wisconsin (also wore #46)	1945
Goss, Jason (CB), Texas Christian	2003
Green, Roy (DB/WR), Henderson State (also wore #81)	1979-90
Green, Eric (CB), Virginia Tech	2005-08
Greene, Frank (B), Tulsa	1934
Higgins, Jim (G), Trinity Texas	1941
Koken, Mike (B), Notre Dame	1933
Krejci, Joe (E), Penn State (Ind.)	1934
McAfee, Fred (RB), Mississippi College	1994
McFadden, Bryant (CB), Florida State	2009
Mitchell, Roland (CB), Texas Tech	1988-89
Moore, Bill (B), Loyola (La.)	1932
Murphy, Bill (G), Washington (Mo.) (also wore #12)	1940-41
Neill, Jim (B), Texas Tech	1939
Nolan, Dick (B), Maryland	1958
Norton, Jerry (DB), Southern Methodist	1959-61
Osalete, Ifeanyi (FS), Southern California	2004
Powers, Jeraud (CB), Auburn	2013-15
Prentice, Travis (RB), Miami (Ohio)	1980
Rhodes, Kerry (FS), Louisville	2010-12
Schillinger, Andy (WR), Miami (Ohio)	1988-89
Sims, Ken (CB), Iowa	1987

26

Apolakis, Ray (T), Marquette (also wore #69, 75)	1941-42, '45-50
Bogue, George (B), Stanford	1930
Brown, J.B. (DB), Maryland	1998
Cecil, Chuck (FS), Arizona	1993
Colbert, Randy (DB), Lamar	1977
Cook, Dave (B), Illinois	1934-36
Crump, Duwayne (DB), Fresno State	1973-76
Dougherty, Phil (C), Santa Clara	1938
Downs, Michael (FS), Rice	1989
Field, Amod (WR), Montclair State	1990-91
Fisher, Mike (WR), Baylor	1981
Handler, Phil (G), Texas Christian (also wore #32, 46)	1930-36
Heidel, Jimmy (DB), Mississippi	1966
Hood, Roderick (CB), Auburn	2007-08
Hultz, George (DT), Southern Mississippi	1962
Johnson, Rashad (S), Alabama (also wore #49)	2009-15
Jones, Thomas (RB), Virginia	2000-02
Jones, Tony (DB), Syracuse (also wore #37)	1995
Latourette, Chuck (DB/P), Rice	1967-68, '70-71
Ledbetter, Homer (B), Arkansas	1932-33
Lott, Thomas (RB), Oklahoma	1979
Lykes, Lester (FS), Virginia	1988
McDaniel, Emmanuel (CB), East Carolina	2003
Miller, Milford (G), Chadron State	1936-37
Price, Mitchell (DB), Tulane	1992
Schmitt, George (S), Delaware	1983
Smith, Ben (DB), Georgia	1995-96
Smith, George (B), Villanova	1943

Steinbach, Larry (T), St. Thomas (Minn.)	1931-33
Tate, Robert (CB), Cincinnati	2004-06
Wells, Beanie (RB), Ohio State	2009-12
Williams, Brandon (CB), Texas A&M	2016

27

Adams, Michael (CB) Louisiana-Lafayette	2007-12
Allen, Carl (DB), Southern Mississippi	1977-82
Branch, Tyron (S), Connecticut	2016
Diehl, Charles (G), Idaho	1930-31
Dugan, Len (C), Wichita (also wore #46, 48)	1937-39
Eason, Nijrell (DB), Arizona State	2002
Howard, Ty (CB), Ohio State (also wore #29)	1997-98
Johnson, Gregory (SS), Oklahoma State	1987
Lokanc, Joe (G), Northwestern	1941
Macklin, David (CB), Penn State	2004-06
Martin, Glen (B), Southern Illinois	1932
Mages, Tony (FS), Kentucky	1987
Moss, Eddie (RB), Southeast Missouri State	1973-76
Nelson Jr., Robert (CB), Arizona State	2015
Ogden, Chris (DB), Oregon	1991, '92, '93-94
Paul, Titi (DB), Ohio State	1995-97
Shivers, Roy (RB), Utah State	1966-72
Taylor, Curtis (S), Louisiana State	2013
Taylor, Jay (CB), San Jose State	1989-92
Tipton, Howard (B), Southern California (also wore #34)	1933-37
White, Corey (CB), Samford	2015

28

Arrington, J.J. (RB), California	2005-08
Bennett, Tommy (S), UCLA	1996-2000
Berry, Gil (B), Illinois	1935
Bethel, Justin (CB), Presbyterian (also wore #31)	2012
Bonelli, Ernie (B), Pittsburgh	1945
Carter, Ross (G), Oregon	1936-39
Ciccone, Ben (C), Duquesne	1942
Evans, Dick (E), Iowa (also wore #35)	1940-43
Farmer, Ted (RB), Oregon	1978
Flanniken, Max (B), Geneva	1930
Giblin, Robert (DB), Houston	1977
Griffith, Homer (B), Southern California (also wore #33)	1934
Jeffery, Tony (RB), Texas Christian	1988
Lainhart, Porter (B), Washington State	1933
Lofton, Steve (DB), Texas A&M (also wore #42)	1991-93
Mendenhall, Rashard (RB), Illinois	2013
Neshitt, Dick (B), Drake (also wore #47)	1933
Ogden, Ray (FL), Alabama	1965-66
Pittman, Charlie (RB), Penn State	1970
Rankin, Walt (B), Texas Tech (also wore #40, 42, 63)	1941, '43, '45-47

Rashad, Ahmad (WR), Oregon	1972-73
Shaw, Jesse (G), Southern California	1931
Starks, Duane (CB), Miami (Fla.) (also wore #22)	2002-04
Stringer, Scott (DB), California	1974
Toler, Greg (CB), Saint Paul's (Va.)	2009-12
Toscani, Frank (B), St. Mary's (Calif.)	1932
Vesser, John (E), Idaho (also wore #10, 36)	1927, 30-31
Britton, Earl (B), Illinois	1929
Bush, Michael (RB), Louisville	2014
Carter, Joe (E), Southern Methodist	1945
Clemons, Chris (S), Clemson	2014-15
Cosner, Don (B), Montana State	1939
Doyle, Ted (E), Nebraska	1944
Harris, Quentin (S), Syracuse	2002-05
Hobley, Lifford (DB), Louisiana State	1985
Holloway, Johnny (CB), Kansas	1987
Holman, Scott (WR), Oregon	1986
Howard, Ty (CB), Ohio State (also wore #27)	1997-98
Keys, Brady (DB), Colorado State	1966
Lynch, Lorenzo (DB), California State-Sacramento	1990-95
Martin, John (B), Oklahoma	1941-44
McDonnell, Mickey (B), None (also wore #44)	1925-30
Murrell, Adrian (RB), West Virginia	1998-99
Rodgers-Cromatie, Dominique (CB), Tennessee State	2008-10
Shelley, Dex (B), Texas	1932



ARIZONA CARDINALS

Simon, Tharold (CB), Louisiana State 2016
Smith, Alfonso (RB), Kentucky (also wore #46) 2010-13
Taylor, Chester (RB), Toledo 2011
Williams, Gerald (CB), Langston 1980
Wood, Bob (T), Alabama 1940

30

Allen, Ed (E), Creighton 1928
Ayanbadejo, Obafemi (FB), San Diego State 2004-06
Boyd, Bill (CB), Westminster (Mo.) 1930-31
Bradley, Bill (DB), Texas 1977
Bradley, Hal (G), Iowa 1928
Brown, Lance (DB), Indiana 1995-96
Bryant, Charlie (RB), Allen (S.C.) 1966-67
Chisick, Andy (C), Villanova 1940-41
Claypool, Ralph (C), Purdue (also wore #10) 1925-26, '28
Green, Marsha (CB), Mississippi 2011
Finn, Bernie (G), Holy Cross 1932
Hammend, Gary (WR), Southern Methodist 1973-76
Hansen, Cliff (B), Luther 1933
Hinchman, Hub (B), Butler (also wore #32) 1933-34
Lawrence, Jim (B), Texas Christian (also wore #8, 11) 1936-39
Little, David (TE), Middle Tennessee State 1990
McElroy, Leeland (RB), Texas A&M 1996-97
Mitchell, Stump (RB), Citadel 1981-89
Monahan, Regis (G), Ohio State 1939
Moore, Ronald (RB), Pittsburg State (Kan.) (also wore #20) 1993-94, '97
Morrow, John (G), Kearney State 1937-38
Person, Ara (TE), Morgan State 1972
Peterson, Ken (B), Gonzaga 1935
Shelby, Willie (RB), Alabama 1978
Simas, Bill (B), St. Mary's (Calif.) 1932-33
Taylor, Stephan (RB), Stanford 2013-16
White, Anthony (RB), Kentucky 2002
White, Paul (RB), Texas-El Paso 1970-71

31

Ashton, Josh (RB), Tulsa 1975
Beatty, Chuck (DB), North Texas State 1972
Bethel, Justin (CB), Presbyterian (also wore #28) 2012-
Brown, Ron (RB), North Carolina State 1997-98
Cromatie, Antonio (CB), Florida State 2014
Daanen, Jerry (WR), Miami (Fla.) (also wore #41) 1968-70
Davis, Jerry (B), Southeast Louisiana 1948-51
Failing, Fred (G), Central J.C. (Kan.) 1930
Fain, Richard (DB), Florida 1991
Fennell, Earl (RB), East Tennessee State 1982-89
Field, Harry (T), Oregon State 1934-36
Fife, Ralph (G), Pittsburgh 1942, '45
Fitzgibbon, Paul (B), Creighton 1928
Hammack, Malcolm (RB), Florida 1955, 57-66
Harris, Odie (DB), Sam Houston State 1992-94
Hummel, Arnie (B), Lombard 1927
Johnson, David (RB), Northern Iowa 2015
Johnson, Jimmy (DB), Washington 1946
Marshall, Richard (CB), Fresno State 2011
Shipp, Marcel (RB), Massachusetts 2001-07
Symank, John (DB), Florida 1963
Terry, Ryan (RB), Iowa 1995-96
Tinsley, Gaynell (E), Louisiana State (also wore #11, 49) 1937-38, '40
Tinsley, Jess (T), Louisiana State (also wore #21) 1929-33
Weaver, Charles (G), Chicago (also wore #32) 1930
Wilson, Gordon (C), Texas Mines 1942-43, '45
Wright, Jason (RB), Northwestern 2009-10

32

Anderson, Ottis (RB), Miami (Fla.) 1979-86
Banos, Vince (C), Detroit (also wore #11) 1942, '46-50
Broughton, Nehemiah (FB), The Citadel 2010
Butler, Crezdon (CB), Clemson (also wore #22) 2011-12
Croom, Larry (RB), Nevada-Las Vegas 2004
Daddio, Bill (E), Pittsburgh 1941-42
Deskin, Vesi (E), Drake (also wore #45) 1935-39
Flagler, Terrence (RB), Clemson 1990-91
Gray, Oscar (FB), Arkansas 1995

Grosvornor, George (B), Colorado 1936-37
Handler, Phil (G), Texas Christian (also wore #26, 32) 1930-36
Harrison, Reggie (RB), Cincinnati 1974
Harvey, Frank (FB), Georgia 1994
Hayden, Leo (RB), Ohio State 1972-73
Hinchman, Hub (B), Butler (also wore #30) 1933-34
Holmer, Walt (B), Northwestern 1931-32
Jackson, James (RB), Miami (Fla.) 2005
James, Edgerin (RB), Miami (Fla.) 2006-08
Johnson, LeShon (RB), Northern Illinois 1995-97
Jordan, Tony (RB), Kansas State 1988-89
Latin, Jerry (RB), Northern Illinois 1975-78
Lindsey, Kerry (CB), Southern Illinois 2011
Mathieu, Tyrann (S), Louisiana State 2013-
Mooney, Jim (T), Georgetown 1935
Pittman, Michael (RB), Fresno State 1998-2001
Russell, Doug (B), Kansas State (also wore #12, 33) 1934-39
Weaver, Charles (G), Chicago (also wore #31) 1930
Word, Barry (RB), Virginia 1994

33

Barnes, Lawrence (RB), Tennessee State 1978
Belton, Willie (RB), Maryland State 1973-74
Bouie, Kevin (RB), Mississippi State 1997
Brown, Ivory Lee (RB), Arkansas-Pine Bluff 1991-92
Brown, Theotis (RB), UCLA 1979-81
Burch, John (RB), Tennessee-Martin 1989
Cahill, Ron (B), Holy Cross 1943
Cheatham, Lloyd (QB), Auburn (also wore #66) 1942
Crenshaw, Willis (FB), Kansas State 1964-69
Evans, Earl (T), Harvard 1925
Gluck, Frederick (DB), Colorado A&M 1960-61
Gray, Tim (DB), Texas A&M 1975
Gray, Justin (FB), Montana 2009
Griffith, Homer (B), Southern California (also wore #28) 1934
Jackson, Roland (FB/LB), Rice 1962
Knolia, John (B), Creighton 1942, '45
Lee, Monte (LB), Texas 1961
Lind, Al (C), Northwestern 1936
Matson, Ollie (RB), San Francisco 1952-58
McAdoo, Derrick (RB), Baylor 1987-88
McClung, Hugh (B), Oklahoma 1940-41
McDonald, Brandon (CB), Memphis 2010
Morrow, Harold (FB), Auburn 2005
Olzewski, Johnny (B), California (also wore #36) 1953-57
Okoniwsky, Steve (DT), Washington (also wore #36) 1976
Pappio, Joe (B), Haskell 1930
Powell, William (RB), Kansas State 2012
Russell, Doug (B), Kansas State (also wore #12, 32) 1934-39
Scooby, Josh (RB), Kansas State 2002-04
Semmes, Bernie (B), Duquesne 1944
Walker, Quentin (RB), Virginia 1984-85
Williams, Kerwynn (RB), Utah State 2014
Willingham, Larry (DB), Auburn 1971-72, '76
Yablonski, Ventan (B), Columbia 1948-51

34

Clark, Jessie (RB), Arkansas 1988-89
Glassgow, Willis (B), Iowa 1931
Griffith, Robert (FS), San Diego State 2005-06
Harder, Pat (B), Wisconsin 1946-50
Heater, Don (RB), Montana Tech 1972
Hickman, Larry (B), Baylor 1959
Hightower, Tim (RB), Richmond 2008-10
Hoage, Terry (S), Georgia 1994-96
Hunter, Monty (DB), Salem College 1983
Jackson, Dexter (FS), Florida State 2003-04
Jones, Steve (RB), Duke 1974-78
Jue, Bhawoh (S), Penn State 2007
Koman, William (LB), North Carolina 1959-67
Makovicka, Joel (FB), Nebraska 1999-02
Miller, Harlan (CB/S), SE Louisiana 2016
Mumford, John (RB), Penn State 1985
Pannelli, John (FB/LB), Notre Dame 1951-53
Parmele, Jalen (RB), Toledo 2014
Rooney, Cobb (E), None 1929-30

Rosema, Rocky (LB), Michigan 1968-71
Thompson, Anthony (RB), Indiana 1990-92
Tipton, Howard (B), Southern California (also wore #27) 1933-37
Williams, Ryan (RB), Virginia Tech 2011-13

35

Arenas, Javier (CB), Alabama 2013
Brooks, Cariel (CB), Adams State 2015
Burkett, Jeff (E), Louisiana State (also wore #88, 89) 1947
Carter, Dychod (CB), Kansas State (also wore #22 and #38) 2004
Celestine, Oliver (SS), Texas Southern 2007
Childress, Joe (RB), Auburn 1960, '62-65
Duggins, George (E), Purdue (also wore #43) 1934
Evans, Dick (E), Iowa (also wore #28) 1940-43
Griffin, Jeff (CB), Utah 1981-85
Kochel, Mike (G), Fordham 1939
Kreider, Dan (FB), New Hampshire 2009
Maple, Howard (B), Oregon State 1930
Masters, Walt (DB), Pennsylvania (also wore #40) 1943-44
Mims, Robert (RB), Kansas 1988
Otis, Jim (RB), Ohio State 1973-78
Rogers, Glynn (G), Texas Christian 1939
Shazor, Ernest (S), Michigan 2005
Sherman, Anthony (FB), Connecticut 2011-12
Smith, Dennis (TE), Utah 1990
Stegent, Larry (RB), Texas A&M 1971
White, Arthur (G), Alabama 1940-41
Williams, Aeneas (CB), Southern 1991-00

36

Balas, Frank (B), Iowa (also wore #44) 1941, '45
Barrett, David (CB), Arkansas 2000-03
Buccannon, Deone (S), Washington State (also wore #20) 1914-43
Bukant, Joe (B), Washington (Mo.) 2024-
Butler, Jim (RB), Edward Waters (Fla.) 1972
Christopherson, Ryan (FB), Wyoming 1996
Ferri, Diamond (RB), Syracuse 2006
Harrington, Perry (RB), Jackson State 1984-85
Lane, MacArthur (R), Utah State 1968-71
Mestrik, Frank (RB), Marquette 1960-61
Okoniewski, Steve (DT), Washington (also wore #33) 1976
Olzewski, Johnny (B), California 1953-57
Pasquariello, Ralph (B), Villanova 1951-52
Phillips, Rod (RB), Jackson State 1979-80
Reaves, Ken (S), Norfolk State 1974-77
Ribble, Loan (G), Hardin-Simmons 1933
Sikahema, Vai (RB/KR), Brigham Young 1986-90
Sloan, Dwight (QB), Arkansas 1938
Spensing-Howling, LaRod (RB), Pittsburgh 2009-12
Stewart, D.J. (S), South Carolina 2015-16
Szt, Walt (T), Bucknell 1946-48
Thornton, Bill (RB), Nebraska 1963-65, '67
Vesser, John (E), Idaho (also wore #10, 28) 1927, '30-31
Withrow, Cal (C), Kentucky 1974

37

Allen, Jeff (DB), Iowa State 1971
Bell, Jeremiah (S), Eastern Kentucky 2013
Brown, Hardy (LB), Tulsa 1956
Centers, Larry (RB), Stephen F. Austin 1990-98
Considine, Sean (S), Iowa 2011
Cowan, Larry (RB), Jackson State 1987
Dixon, Brian (CB), NW Missouri State 2016
Fischer, Pat (DB), Nebraska 1961-67
Gerl, Joe (B), Georgia 1952
Goodman, Don (RB), Cincinnati (also wore #40) 1987
Greene, Ken (DB), Washington State 1978-82
Guidry, Kevin (CB), Louisiana State 1989
Jones, Tony (DB), Syracuse (also wore #26) 1995
King, Emmett (B), None 1954
Lach, Steve (B), Duke 1942
Mayes, Adrian (SS), Louisiana State 2004-05
Millingan, Hanik (SS), Houston 2006
Moore, Ricky (FB), Alabama 1988
Owens, Marv (WR), San Diego State 1973
Paul, Don (DB/HB), Washington State (also wore #22) 1950-53



Philpott, Dean (B), Fresno State	1958
Rose, Gene (DB), Wisconsin (also wore #38)	1929-32
Schwall, Vic (B), Northwestern (also wore #89)	1947-50
Self, Clarence (B), Wisconsin	1949
Spinks, Jack (G), Alcorn A&M	1953
Stewart, Vaughan (C), Alabama	1943
Wilson, Mike (DB), Western Illinois	1969
Woodshick, Tom (RB), West Virginia	1972

38

Burns, Leon (RB), California State-Long Beach	1972
Carter, Dyshod (CB), Kansas State (also wore #22 and #35)	2004
Crass, Bill (B), Louisiana State	1937
Dunstan, Elwyn (T), Portland	1938-39
Ellington, Andre (RB), Clemson	2013
Harris, Kenny (DB), North Carolina State	1997
Nelson, Lee (S), Florida State	1976-86
Rose, Gene (DB), Wisconsin (also wore #37)	1929-32
Sabados, Andy (G), Citadel	1939-40
Scales, Hurd (DB), North Texas State	1974
Shook, Fred (C), Texas Christian	1941
Triplet, Bill (RB), Miami (Ohio)	1962-63, '65-66
Zordich, Michael (S), Penn State	1989-93

39

Belden, Charles (B), St. Mary's (Calif.) (also wore #25)	1929-31
Bronson, John (TE/FB), Penn State (also wore #85)	2005-06
Bouka, Elie (CB), Calgary	2016
Curcillo, Tony (B), Ohio State	1953
DeCorvart, Bill (B), Northwestern	1947-48
Druis, Al (B), Temple	1945-46
Edwards, Clid (RB), Tennessee State	1968-71
Harrell, Willard (RB), Pacific	1978-84
Hesney, Brian (RB), Bucknell	1994
Hughes, Robert (RB), Notre Dame	2014
Johnson, Johnny (RB), San Jose State	1968-71
McKinley, Dennis (FB), Mississippi State	1999-2002
Perko, John (G), Minnesota	1944
Richardson, C.J. (DB), Miami (Fla.)	1995
Sanders, James (S), Fresno State	2012
Sargent, Broderick (RB), Baylor	1986-87

40 (Retired)

Adams, Michael (CB), Arkansas State	1989
Bredde, Bill (B), Oklahoma A&M	1954
Conrad, Bobby Joe (FL), Texas A&M	1960-68
Crow, Lindon (DB), Southern California	1955-57
Fisher, Ev (B), Santa Clara (also wore #10)	1938-39
Gay, Bill (B), Notre Dame	1951-52
Goodman, Don (RB), Cincinnati (also wore #37)	1987
Greene, Doug (DB), Texas A&I	1978
Love, Randy (RB), Houston	1979-85
Massey, Robert (DB), North Carolina Central	1991-93
Masters, Walt (DB), Pennsylvania (also wore #35)	1943-44
Moore, Derrick (RB), Northeastern State (Okla.)	1996-97
Moyinhan, Tim (C), Notre Dame (also wore #11)	1932-33
Norman, Bob (C), None	1945
Poppovich, John (B), St. Vincent	1944
Rankin, Walt (B), Texas Tech (also wore #28, 42, 63)	1941, '43, '45-47
Sarringhaus, Paul (B), Ohio State	1946
Smith, Bill (E), Washington	1934-39
Tillman, Pat (S), Arizona State (honored with number retirement)	1998-2001
Triplet, Wally (B), Penn State	1952-53
Washington, Eric (DB), Texas-El Paso	1972-73
Yarr, Tom (C), Notre Dame	1933

41

Abdullah, Hamza (S), Washington State (also wore #21, 23)	2009-11
Bedford, Vance (CB), Texas	1982
Bova, Tony (E), St. Francis	1944
Carter, Carl (CB), Texas Tech	1986-89
Carter, Willie (B), Tennessee State	1953
Cooper, Marcus (CB), Rutgers	2016
Curry, Clarence (CB), Villanova	2004

Daanen, Jerry (WR), Miami (Fla.) (also wore #31)	1968-70
Dewell, Bill (E), Southern Methodist (also wore #7)	1940-41, '45-49
Duren, Clarence (S), California	1973-76
Gheranich, Vernon (G), Auburn	1943
Hill, James (DB), Sam Houston State	1960-64
Lucas, Justin (DB), Abilene Christian	1999-2003
Murphy, Tom (B), Arkansas	1934
Pulfoot, Fran (E), Washington State	1950-52
Provost, Ted (DB), Ohio State	1971
Rogge, George (E), Iowa	1931-33
Sarobe, Phil (B), Washington State	1934-36
Shenefelt, Paul (T), Manchester	1934-35
Thomas, Jim (G), Oklahoma	1939-40
Wheeler, Ernie (B), North Dakota State	1939, '42
Whitley, Eddie (CB), Virginia Tech	2014
Wright, Nate (DB), San Diego State	1969-70

42

Booty, John (DB), Texas Christian	1993
Detwiler, Chuck (S), Utah State	1973
Dove, Bob (E), Notre Dame	1948-53
Duggan, Gil (T), Oklahoma (also wore #60, 64)	1942-43, '45
Goldberg, Marshall "Biggie" (B/DB), Pittsburgh	1939-40, '46-48 (also wore #73, 99)
Hodgins, James (FB), San Jose State	2003-05
Holt, Terrence (FS), North Carolina State	2007
Horstmann, Roy (B), Purdue (also wore #21)	1934
Ivy, Frank (P) (E), Oklahoma (also wore #7, 51)	1940-42, '45-47
James, Javaris (RB), Miami (Fla.)	2012
Johnson, Bobby (DB), Texas	1985-86
Lassiter, Kwamie (DB), Kansas	1995-92
Lofton, Steve (DB), Texas A&M (also wore #28)	1991-93
Preston, John (SS), Central State (Okla.)	1987
Rankin, Walt (B), Texas Tech (also wore #28, 40, 63)	1941, '43, '45-47
Sanders, Lonnie (DB), Michigan State	1968-69
Thompson, Norm (DB), Utah (also wore #43)	1971-76
Wicks, Bob (WR), Utah State	1972
Williams, Herbie (CB), Southern	1981-82
Williams, Jake (T), Texas Christian (also wore #42)	1929-33
Wilson, Bill (E), Gonzaga	1935-37
Woodson, Abe (DB), Illinois	1965-66

43

Anderson, Stevie (WR), Grambling State (also wore #82)	1995-96
Bayless, Martin (DB), Bowling Green	1984
Busler, Ray (T), Marquette (also wore #97)	1940-41, '45
Carpenter, Steve (DB), Western Illinois	1991
Darby, Matt (S), UCLA	1996-97
Duggins, George (E), Purdue (also wore #35)	1934
Jenkins, Mike (CB), South Florida	2016
Kassel, Charles (E), Illinois (also wore #12)	1929-33
Montgomery, Bill (B), Louisiana State	1946
Nichelini, Al (B), St. Mary's (Calif.)	1935-36
Plummer, Tony (DB), Pacific	1970
Robnett, Marshall (G), Texas A&M (also wore #21)	1943-45
Sauls, Mac (DB), Southwest Texas State	1968-69
Thompson, Norm (DB), Utah (also wore #42)	1971-76
Young, Lonnie (FS), Michigan State	1985-90

44

Anderson, Donny (RB), Texas Tech	1972-74
Baker, Tony (RB), East Carolina	1989
Balasz, Frank (B), Iowa (also wore #36)	1941, '45
Barry, Paul (B), Tulsa	1954
Baxter, Jarrod (FB), New Mexico	2005
Bradley, Hal (E), Elon	1938-39
Brim, Michael (CB), Virginia Union	1988
Christman, Paul (DB), Missouri (also wore #15)	1945-49
Collier, Tim (CB), East Texas State	1980-81
Crow, John David (RB), Texas A&M	1958-64
Franklin, George (RB), Texas A&I	1977-78
Gasparella, Joe (B), Notre Dame	1951
Gilliam, John (WR), South Carolina State	1969-71
Golden, Markus (LB), Missouri	2015
Graham, Al (G), None	1932-33

Johnson, D.J. (DB), Kentucky	1996
Karras, John (B), Illinois	1952
Longo, Tom (DB), Notre Dame	1971
Mann, Dave (B), Oregon State	1955-57
McCleskey, J.J. (DB), Tennessee	1996-00
McDonnell, Mickey (B), None (also wore #29)	1925-30
Nevers, Ernie (B), Stanford (also wore #11)	1929-31
Samuels, Terry (TE), Kentucky (also wore #89)	1994-95
Schable, A.J. (FB), South Dakota (also wore #96)	2006
Smith, Wayne (CB), Purdue	1982-86
Stone, Michael (CB), Memphis	2001-04
Swistowicz, Mike (B), Notre Dame	1950
Volak, Bill (G), Tulsa	1934-39
Woolsey, Rolly (DB), Boise State	1978

45

Aldridge, Melvin (S), Murray State	1995
Booth, Clarence (T), Southern Methodist	1943
Carr, Lydell (FB), Oklahoma	1989
Deskin, Versil (E), Drake (also wore #32)	1935-39
Driskill, Joseph (DB), Northeast Louisiana	1960-61
Durko, John (E), Albright	1945
Fuller, Larry (B), None	1945
Hanson, Homer (G), Kansas State	1935-36
Hartfield, Trevon (CB/S), SW Oklahoma State	2016
Hill, Renaldo (CB), Michigan State (also wore #21)	2001-04
Hoey, George (DB), Michigan	1971
Kichefsky, Walt (E), Miami (Fla.)	1944
Maua, Reagan (FB), Hawaii	2010-12
McNally, Frank (C), St. Mary's (Calif.)	1931-34
Pearson, Brandon (S), Tiffin	2015
Schwenk, Wilson (B), Washington (Mo.)	1942
Silverstri, Carl (DB), Wisconsin	1965
Smith, Cedric (FB), Florida	1996-98
Smith, Leonard (DB), McNeese State	1983-88
Smith, Perry (DB), Colorado State	1977-79
Smith, Terrell (FB), Arizona State	2007-08
Tolbert, Jim (S), Lincoln (Mo.)	1973-75
Ucovich, Mitch (T), San Jose State	1945
Williams, Bobby (DB), Central State (Okla.)	1966-67

46

Alexander, Brent (DB), Tennessee State	1994-97
Babartsky, Al (T), Fordham (also wore #18, 24) 1938-39, '41-42	1938-39, '41-42
Bessilieu, Don (S), Georgia Tech	1982
Brewer, Aaron (LS), San Diego State	2016
Castille, Tim (FB), Alabama	2007-08
Dugan, Len (C), Wichita (also wore #27, 48)	1937-39
Eckl, Bob (T), Wisconsin (also wore #25)	1945
Handler, Phil (G), Texas Christian (also wore #26, 46)	1930-36
Heflin, Victor (DB), Delaware State	1983
Johnson, Charles (DB), Grambling	1981
Johnson, Paris (DB), Miami (Ohio)	1999
Lee, Jeff (WR), Nebraska	1980
Marotti, Lou (G), Toledo (also wore #64, 77)	1943-45
McDonald, Tim (SS), Southern California	1987-92
Mikulak, Mike (B), Oregon (also wore #48)	1934-36
Pearson, Bert (C), Kansas State	1935-36
Rue, Joshua (FB), Duquesne	2003-04
Seno, Frank (B), George Washington (also wore #54)	1945-46
Severson, Jeff (CB), Long Beach State	1976-77
Smith, Alfonso (RB), Kentucky (also wore #29)	2010-13
Spencer, Maurice (DB), North Carolina Central	1974
Wright, Charles (CB), Tulsa	1987

47

Bausch, Jim (B), Kansas	1933
Campana, Al (B), Youngstown State	1953
Conley, Steve (LB), Kansas	1972
Cuppelletti, Bree (G), Oregon	1934-38
Douds, Forrest (T), Washington & Jefferson	1932
Grandon, Aaron (S), Brigham Young	2005-08
Ford, Bob (B), Tennessee	1958
Hambrick, Troy (RB), Savannah State	2004
Hogue, Murrell (T), Centenary	1929
Kinek, George (B), Tulane	1954

Lee, Bobby (E), Minnesota1968

Mack, Cedric (DB), Baylor1983-90

Morgan, Don (DB), Nevada2002

Neshitt, Dick (B), Drake (also wore #28)1933

Parker, Joe (E), Texas (also wore #81)1946-47

Popa, Eli (B), Illinois1952

Riddick, Shaq (LB), West Virginia2015

Slater, Fred (T), Iowa (also wore #14, 91)1926-31

Younger, Jordan (DB), Connecticut2000

48

Aldrich, Ki (C), Texas Christian1939-40, '43

Atkins, Robert (DB), Grambling1968-69

Baynham, Craig (RB), Georgia Tech1972

Bergerson, Gil (T), Oregon State1933

Davis, Dexter (DB), Clemson (also wore #21)1991-93

Dugan, Len (C), Wichita (also wore #27, 46)1937-39

Fiske, Max (B), DePaul1937

Giordano, Dan (LB), Cincinnati2013

Hayes, Jarvis (TE), North Alabama (also wore #89)1976-80

Henry, Steve (DB), Emporia State1999-98

Hill, Inv (B), Trinity (Tex.)1931-32

Hodel, Nathan (LS), Illinois2001-08

Hoel, Bob (G), Pittsburgh1937-38

Johnson, Jerome (FB), Nevada2010

McBride, Oscar (TE), Notre Dame (also wore #87)1995-96

Mikulak, Mike (B), Oregon (also wore #46)1934-36

Morrow, Bob (G), Illinois Wesleyan1941-43

Phillips, Reggie (CB), Southern Methodist1988

Poole, Jim (E), Mississippi1945

Schultz, Eberle (G), Oregon State1944

Schwartz, Don (DB), Washington State1981

Strausbaugh, Jim (B), Ohio State1946

Washington, Lionel (DB), Tulane1983-86

49

Barni, Roy (B), San Francisco1952-53

Bernardi, Frank (B), Colorado1955-57

Burson, Jim (DB), Auburn1963-67

Diamond, Lorenzo (TE), Auburn2003-04

Eikenberg, Charles (DB), Rice1948

Fann, Chad (TE), Florida A&M (also wore #86)1993-95

Hackbart, Dale (DB), Wisconsin1971-72

Hart, Lawrence (TE), Southern2001

Huffman, Frank (G), Marshall1939-41

Isaacson, Ted (T), Washington1934-35

Johnson, Rashad (S), Alabama (also wore #26)2009-15

Kiesling, Walt (G), St. Thomas (Minn.) (also wore #18, 19)1929-33

Lasker, Greg (FS), Arkansas1988

Maddock, Bob (G), Notre Dame (also wore #68)1942, '46

Noga, Niko (LB), Hawaii (also wore #57)1984-88

Reynolds, Bill (B), Mississippi1945

Robinson, Jack (T), Northeast Missouri State1936-37

Spence, Julian (B), Sam Houston State1956

Thurbon, Bob (B), Pittsburgh1946

Tinsley, Gaynell (E), Louisiana State (also wore #11, 31)1937-38, '40

Wagemann, Zack (LB), Montana2015

Wagstaff, Jim (B), Idaho State1959

West, William (DB), Oregon1960-61

50

Alford, Mike (C), Auburn1965

Beauchamp, Al (LB), Southern1976

Brown, Cody (LB), Connecticut (also wore #52)2009

Boyette, Garland (LB), Grambling State1962-63

Cantor, Leo (B), UCLA (also wore #82)1945

Coomer, Joe (T), Stephen F. Austin1947-49

Field, Doak (LB), Baylor1982

Footo, Larry (LB), Michigan2014

Gillis, Don (C), Rice1958-61

Harris, Bob (LB), Auburn1983-85

Hartle, Greg (LB), Newberry (S.C.)1974-76

Jarostchuk, Zila (LB), New Hampshire1987-88, '89

Jennings, John (T), Ohio State (also wore #70)1950-57

Johnson, Al (C), Wisconsin2007-08

Maeda, Chet (B), Colorado A&M1946

Martin, Gabe (LB), Bowling Green2015-

McCombs, Tony (LB), Eastern Kentucky1997-98

McIntyre, Jeff (LB), Arizona State1980

Merritt, David (LB), North Carolina State1993-95

Moch, Dontay (LB), Nevada2013

Mulligan, Wayne (C), Clemson1969-73

Nunn, Freddie Joe (DE), Mississippi (also wore #58, 78)1985-93

Puki, Craig (LB), Tennessee1982

Putman, Earl (C), Arizona State1957

Robinson, Jerry (LB), Texas A&M1990

Schofield, O'Brien (LB), Wisconsin2010-12

Simmons, John (C), Detroit1951-56

Starkey, Jason (C), Marshall2000-03

Towns, Lester (DB), Washington2005

Watt, Walt (B), Miami (Fla.)1945

Wukits, Al (C), Duquesne1944

51

Allerman, Kurt (LB), Penn State1977-80, '82-84

Bates, Theodore (LB), Oregon State (also wore #81)1960-62

Blackstock, Darryl (LB), Virginia (also wore #55)2005-07

Brahaney, Tom (C), Oklahoma1973-81

Burton, Ron (LB), North Carolina1989

Chilton, Gene (C), Texas (also wore #58)1986-87

Christenson, Marty (B), Minnesota1940

Cobbins, Lyron (LB), Notre Dame1997

Darling, James (LB), Washington State2003-06

Eggers, Doug (LB), South Dakota State1958

Faulk, Trev (LB), Louisiana State (also wore #54)2002-03

Gill, Randy (LB), San Jose State1978

Hunley, Ricky (LB), Arizona1988

Ivy, Frank (Pop), (E), Oklahoma (also wore #7, 42)1940-42, '45-47

Jones, Greg (LB), Colorado (also wore #59)2002

Kaspeck, Dick (C), Iowa State1966-68

Lenon, Paris (LB), Richmond2010-12

Lewis, Bill (C), Nebraska1990-92

Liebel, Frank (E), Norwich1948

Mertes, Bernard (B), Iowa1945

Minter, Kevin (LB), Louisiana State2013-16

Monaco, Rob (C), Vanderbilt1985

Olerich, Dave (LB), San Francisco1969-70

Radeck, Keith (C), Penn State1987

Rucinski, Ed (E), Indiana (also wore #19)1943-46

Rutledge, Mike (C), Texas1986-87

Rutledge, Johnny (LB), Florida (also wore #58)1999-02

Sanford, Leo (C), Louisiana Tech (also wore #73)1951-57

Shanks, Simon (LB), Coahoma J.C. (Miss.)1995

Togafau, Pago (LB), Idaho State2008-09

Wham, Tom (E), Furman1949-51

White, Ray (LB), Syracuse (also wore #55)1975-76

52

Baker, Charles (LB), New Mexico1980-87

Beisel, Monty (LB), Kansas State (also wore #50)2006-08, '09

Bishop, Desmond (LB), California2014

Bradley, Stewart (LB), Nebraska (also wore #55)2011-12

Brinkley, Jasper (LB), South Carolina2013

Butler, Victor (LB), Oregon State2014

Caldwell, Mike (LB), Middle Tennessee State1997

Clancy, Sean (LB), Amherst1979-80

Demens, Kenny (LB), Michigan (also wore #54)2013-15

Fisher, Levar (LB), North Carolina State2002-04

Gooden, Zavair (LB), Missouri2016-

Kirk, Randy (LB), San Diego State (also wore #57)1989, '94-95

Leasy, Wesley (LB), Mississippi State1995-96

LeVeck, Jack (LB), Ohio1973-74

Louis, Lamar (LB), Louisiana State2016

McDonald, Mike (LB), Catawba1976

McGraw, Mike (LB), Wyoming1976

Mitchell, Lance (LB), Oklahoma2005

Obiozor, Cyril (LB), Texas A&M2010

O'Brian, Dave (G), Boston College1966-67

Ogile, Rick (LB), Colorado1971

Rushing, Marion (LB), Southern Illinois1959, '62-65

Small, Jessie (LB), Eastern Kentucky1992

Walz, Zack (LB), Dartmouth1998-2001

Washington, Chris (LB), Iowa State1990

Wright, Willie (TE/H-B), Wyoming (also wore #80)1992

53

Cain, Jim (E), Alabama1949

Campbell, Bill (G), Oklahoma (also wore #21)1945-49

Davis, Wayne (LB), Alabama1987-88

Faust, George (B), Minnesota1939

Fritsch, Ernest (C), Detroit1960

Haggans, Clark (LB), Colorado State2008-11

Janokovich, Kever (E), Pacific (also wore #81)1953

Jax, Garth (LB), Florida State1989-95

Keiser, Thomas (LB), Stanford2014

Keys, Isaac (LB), Morehouse2004-06

Kimek, Tony (E), Illinois (also wore #61)1951-52

Maddox, Mark (LB), Northern Michigan1998-00

Magulick, George (B), St. Francis1944

Neils, Steve (LB), Minnesota1974-80

Rivers, Jamie (LB), Bowling Green1968-73

Shaffer, Craig (LB), Indiana State1982-84

Shaffer, Craig (LB), Indiana State1982-84

Shipley, A.O. (C), Penn State2015-

Tubbs, Jerry (LB), Oklahoma1957-58

Young, Michael (LB), Illinois2001-03

54

Banks, Tom (C), Auburn1971-80

Bartu, Joplo (LB), Texas State2016

Braxton, David (LB), Wake Forest1990-93

Coppage, Al (E), Oklahoma1940-42

Curriuan, Don (E), Boston College (also wore #18)1943

Demens, Kenny (LB), Michigan (also wore #52)2013-15

Faulk, Trev (LB), Louisiana State (also wore #51)2002

Freemey, Dwight (LB), Syracuse2015

Graham, Aaron (C), Nebraska1996-99

Groves, Quentin (LB), Auburn2012

Hardy, Darryl (LB), Tennessee1994-95

Hayes, Gerald (LB), Pittsburgh2003-10

Junior, E.J. (LB), Alabama1981-88

McKenzie, Reggie (LB), Tennessee1989

Moore, Sio (LB), Connecticut2016

Pierce, Don (C), Kansas1943

Sanyika, Sékou (LB), California2000-01

Seno, Frank (B), George Washington (also wore #46)1945-46

Wheeler, Ted (G), West Texas State1967-68

55

Abraham, John (LB), South Carolina2013-14

Bagdon, Ed (G), Michigan State1950-51

Bell, Anthony (LB), Michigan State1986-90

Blackstock, Darryl (LB), Virginia (also wore #51)2005-07

Bradley, Dave (G), Penn State1972

Bradley, Stewart (LB), Nebraska (also wore #52)2011-12

Colhouer, Jake (G), Oklahoma A&M1946-48

Davis, Billy (DB), Clemson1984

Elizey, Charles (C), Southern Mississippi1960-61

Goode, Ivy (G/C), Kentucky1962-71

Griffin, Bob (C/G), Arkansas1961

Jones, Chandler (LB), Syracuse2016-

Jones, Jock (LB), Virginia Tech1991-93

Koegel, Warren (G), Penn State1973

LaBoy, Travis (LB), Hawaii2008

Marshall, Wilber (LB), Florida1994

McDonald, Devon (LB), Notre Dame1996

Okobi, Chucky (C) Purdue2007

Oliver, Vinny (DB), Indiana1945

Porter, Joey (LB), Colorado State2010-11

Robbins, John (B), Arkansas1938-39

Sapp, Patrick (LB), Clemson1998-99

Spradlin, Danny (LB), Tennessee1985

Thompson, Ray (LB), Tennessee2000-04

Walker, Reggie (LB), Kansas State (also wore #56)2009-12

West, Stan (G), Oklahoma1956-57

Weatherspoon, Sean (LB), Missouri2015

Whitaker, Bill (DB), Missouri1983-84

White, Ray (LB), Syracuse (also wore #51)1975-76

Williams, Eric (LB), Southern California1977-82



56

Bradley, Melvin (LB), Arkansas	1999
Carson, Glenn (LB), Penn State	2014
Dansby, Karlos (LB), Auburn (also wore #58)	2004-09, '13
DiBernardo, Rick (LB), Notre Dame	1986
Harvey, Ken (LB), California	1988-93
Healy, Chip (LB), Vanderbilt	1969-70
Irving, Terry (LB), McNeese State	1994-98
Kearney, Tim (LB), Northern Michigan	1976-81
Klumb, John (E), Washington State (also wore #3)	1939-40
McDonough, Coley (B), Dayton	1939, '44
McGill, Mike (LB), Notre Dame	1971-72
Okeafor, Chike (DE/LB), Purdue	2005-09
Scott, Carlos (C), Texas-El Paso	1983-85
Walker, Reggie (LB), Kansas State (also wore #55)	2009-12
Williams, Rex (C), Texas Tech	1940
Woodley, LaMar (LB), Western Michigan	2015
Woods, LeVar (LB), Iowa	2001-04

57

Arneson, Mark (LB), Arizona	1972-80
Blackburn, Bill (C), Rice	1946-50
Brettschneider, Carl (LB), Iowa State	1956-59
Davis, Bill (T), Texas Tech	1940-41
Eliopoulos, Jim (LB), Wyoming	1983
Gatewood, Curtis (LB), Vanderbilt	2010
Gillen, John (LB), Illinois	1981-82
Groom, Jerry (C), Notre Dame	1951-55
Hobson, Victor (LB), Michigan	2008
Holloway, David (LB), Maryland	2007
Huff, Orlando (LB), Fresno State	2005-06
Kauahi, Kani (C), Hawaii	1989-91, '93
Kirk, Randy (LB), San Diego State (also wore #52)	1989, '94-95
McKinnon, Ronald (LB), North Alabama	1996-04
Noga, Niko (LB), Hawaii (also wore 49)	1984-88
Noga, Peter (LB), Hawaii	1987
Okafor, Alex (LB), Texas	2013-16
Parish, Don (LB), Stanford	1970-72
Parlavacchio, Chet (LB), Penn State	1983
Strofolino, Mike (LB), Villanova	1966-68
Westerman, Jamaal (LB), Rutgers	2012

58

Ahrens, Dave (LB), Wisconsin	1981-84
Babin, Jason (LB), Western Michigan	2015
Barefield, John (LB), Texas A&M	1978-80
Black, Tim (LB), Baylor	1977
Chilton, Gene (C), Texas (also wore #51)	1986-87
Dansby, Karlos (LB), Auburn (also wore #56)	2004-09, '13
Folston, James (LB), Northeast Louisiana	1999-2001
Hill, Eric (LB), Louisiana State	1989-97
Mack, Terrence (LB), Clemson	1987
Miller, Terry (LB), Illinois	1971-74
Nunn, Freddie Joe (DE), Mississippi (also wore #50, 78)	1985-93
Rutledge, Johnny (LB), Florida (also wore #51)	1999-02
Seaborn, Thomas (LB), Michigan	1980
Tonelli, Mario "Motts" (B), Notre Dame (also wore #99)	1940, '45
Washington, Daryl (LB), Texas Christian	2010-13
Wright III, Scooby (LB), Arizona	2016

59

Barnes, Pete (LB), Southern	1973-75
Bavaro, David (LB), Syracuse	1990
Benard, Marcus (LB), Jackson State	2013-14
Clark, Eric (LB), Michigan State	1968
Cunningham, Ed (C), Washington (also wore #79)	1992-95
Davis, Paul (LB), North Carolina	1983
Davis, Paul (LB), Illinois	2009-10
Favon, Calvin (LB), Southeast Louisiana	1979-82
Forney, Phil (LB), East Tennessee State	1987
Fredrickson, Rob (LB), Michigan State	1999-02
Fua, Alani (LB), Brigham Young	2015
Gensbach, Carl (LB), West Chester State	1976
Howard, Thomas (LB), Texas Tech	1984-85
Joe, Leon (LB), Maryland	2004
Johnson, Brandon (LB), Louisville	2006-07

Johnson, Eric (LB), Nebraska	2005
Jones, Greg (LB), Colorado (also wore #51)	2002
Jones, Tyrone (LB), Southern	1988
Joyner, Seth (LB), Texas-El Paso	1994-96
Kellum, Marv (LB), Wichita State	1977
Lyman, Jeff (LB), Brigham Young	1972
Nash, Zack (LB), Sacramento State	2012
So'oto, Vic (LB), Brigham Young	2013
Townsend, Curtis (LB), Arkansas	1978
Williams, Brandon (LB), Texas Tech	2011

60

Alvord, Steve (DT), Washington	1987-88
Baker, Al (DE), Colorado State	1983-86
Burke, Thomas (DE), Wisconsin (also wore #95)	1999-02
Cotton, Barney (G), Nebraska	1980-82
Dobler, Conrad (G), Wyoming (also wore #66)	1972-77
Duggan, Gil (T), Oklahoma (also wore #42, 64)	1942-43, '45
Finnie, Roger (T), Florida A&M	1973-78
Foster, Ralph (T), Oklahoma A&M (also wore #9, 64, 77)	1945-46
German, Jim (B), Centre	1940
Gruttadauria, Mike (C), Central Florida	2000-02
Hargrove, Jim (LB), Howard Payne	1971-72
Kellogg, Bob (B), Northeast Louisiana/Tulane	1940
Leckey, Nick (C), Kansas State	2004-06
Meggysy, Dave (LB), Syracuse	1963-69
Polofsky, Gordon (G), Tennessee	1952-54
Redmon, Anthony (G), Auburn	1994-97
Shaw, Bob (E), Ohio State	1950
Thompson, Harry (G), UCLA	1955
Williams, Willie (T), Louisiana State (also wore #96)	1990-92

61

Allison, Henry (T), San Diego State	1975-77
Audick, Dan (G), Hawaii	1977, '83
Borum, Jarvis (T), North Carolina State	2001-02
Brown, Chuck (C/G), Houston	1979-80
Brown, Elton (G/T), Virginia	2005-08
Coder, Ron (G), Penn State	1980-81
Cooper, Jonathan (G), North Carolina	2013-15
Day, Thomas (G), North Carolina A&T	1960
DeMarco, Bob (G/C), Dayton	1961-69
Floyd, Eric (G), Auburn (also wore #69)	1995
Garlich, Chris (LB), Missouri	1979
Klimek, Tony (E), Illinois (also wore #53)	1951-52
Leahy, Ryan (OL), Notre Dame	1997
McCoy, Tony (DT), Florida	2000
Ravensburg, Bob (E), Indiana	1948-49
Smith, Lance (G), Louisiana State	1985-93
Suminski, Dave (G), Wisconsin	1953
Toner, Cole (G), Harvard	2016
Trippi, Charley (B), Georgia (also wore #2)	1947-55
Wallner, Fred (G), Notre Dame (also wore #18, 68)	1951-52, '54-55

62

Bertagnolli, Libero (G), Washington (Mo.) (also wore #66)	1942, '45
Brennan, Mike (G), Notre Dame	1991
Brown, Ray (T), Arkansas State	1986-88
Butz, Dave (DE), Purdue	1973-74
Claxton, Mike (C), Mississippi	2009-10
Coleman, Ben (T/G), Wake Forest	1993-95
Cook, Michael (T), Boston College	2001
Devlin, Mike (C), Iowa	1996-99
Dittrich, John (G), Wisconsin	1956
Imhof, Martin (DE), San Diego State (also wore #82)	1972
Kehr, Rick (G), Carthage	1982
Larsen, Ted (G/C), North Carolina State	2014-15
Lynch, Shawn (C), Duke (also wore #65)	2015
Markham, Dale (T), North Dakota	1981
Meinert, Dale (LB), Oklahoma State	1958-67
Rexer, Freeman (E), Tulane (also wore #17, 63)	1943, '45
Stokes, Lee (C), Centenary	1943
Trippi, Charley (B), Georgia (also wore #2)	1947-55
Wortman, Keith (G), Nebraska	1976-81
Wright, Steve (T), Alabama	1972
Zandofsky, Mike (G), Washington	1989

63

Bankston, Michael (DL), Sam Houston State	1992-97
Conoly, Bill (G), Texas	1946
Criswell, Kirby (DE), Kansas	1980-81
Cunningham, Eric (G), Penn State	1980
Echols, Fate (T), Northwestern	1962-63
Fleming, Antonio (G), Georgia	1998
Garcia, Frank (G/C), Washington	2003
George, Steve (DT), Houston	1974
Liwinski, Chris (G/T), Indiana	2006
McGee, Michael (G), Duke	1960-62
Memmelaar, Dale (G), Wyoming (also wore #71)	1960-61
Price, Givens (T), Nebraska	2016
Rankin, Walt (B), Texas Tech (also wore #28, 40, 42)	1941, '43, '45-47
Rexer, Freeman (E), Tulane (also wore #17, 62)	1943, '45
Robbins, Tootie (T), East Carolina	1982-91
Serdinle, Lyle (C), Texas	2007-15
Shirk, John (E), Oklahoma	1940
Turner, Herschel (G/T), Kentucky	1964-65
Williams, Clyde (T), Southern	1967-71
Zimny, Bob (T), Indiana (also wore #63)	1945-49
Zook, John (DE), Kansas	1976-79

64

Clark, Randy (C), Northern Illinois	1980-86
Cunningham, Rick (T), Texas A&M	1992-94
Davidids-Garrido, Norberto (T), Southern California	2000
Dexter, James (T), South Carolina	1996-99
Duggan, Gil (T), Oklahoma (also wore #42, 60)	1942-43, '45
Dukes, Jamie (C), Florida State	1992
Eblil, Ray (E), Notre Dame	1945
Foster, Ralph (T), Oklahoma A&M (also wore #9, 60, 77)	1945-46
Grace, Steve (C), Arizona	2002-03
Gray, Ken (G), Howard Payne	1958-69
Haayer, Adam (G/T), Minnesota	2005
Harshorn, Larry (G), Kansas State	1995
Hogland, Doug (G), Oregon State	1956-58
Kelemete, Senio (G), Washington	2012
Lipinski, Jim (T), Fairmont State	1950
Loeple, Dick (T), Wisconsin	1948-49
Marotti, Lou (G), Toledo (also wore #46, 77)	1943-45
McDermott, Lloyd (T), Kentucky	1950-51
Nix, John (DT), Southern Mississippi	2004
Peat, Todd (G), Northern Illinois	1987-89
Peters, Scott (C), Arizona State	2008
Rhea, Floyd (G), Oregon	1943
Sikora, Mike (G), Oregon	1952
Speagle, Cliff (G), Oklahoma (also wore #23)	1945
Watford, Gerry (E), Alabama	1953-54
Young, Bob (G), Howard Payne	1972-79

65

Bilbo, Jon (T), Mississippi (also wore #85)	1938-39
Boggs, Taylor (G), Humboldt State	2016
Brooks, Jonathan (LB), Clemson	1980
Clement, Anthony (T), Southwestern Louisiana	1998-04
Crum, Bob (DE), Arizona	1974
Dye, Ernest (G), South Carolina (also wore #75)	1993-96
Galloway, David (DT), Florida	1982-89
Hayley, John (G), Sul Ross State	1954-55
Hauser, Art (G), Xavier	1959
Husmann, Ed (G), Nebraska (also wore #66)	1953, '56-59
Hutchinson, Chuck (G), Ohio State	1970-72
Lynch, Shawn (C), Duke (also wore #62)	2005
Marcontell, Ed (G), Lamar	1967
Mullen, Tom (G), Southwest Missouri State	1978
Oates, Brad (T), Brigham Young	1976-77, 79-80
Rabold, Michael (G), Indiana	1960
Redmond, Thomas (DE), Vanderbilt (also wore #66)	1960-65

66

Bertagnolli, Libero (G), Washington (Mo.) (also wore #62)	1942, '45
Brooks, Ethan (T), Williams (Mass.)	2000
Cheatham, Lloyd (DB), Auburn (also wore #33)	1942
Collins, George (C), Georgia	1978-82

Dardar, Ramsey (DT), Louisiana State	1983-84
Dawson, Doug (G), Texas	1984-86
Dobler, Conrad (G), Wyoming (also wore #60)	1972-77
Doolan, John (B), Georgetown	1947-48
Enich, Steve (G), Marquette	1945
Fanecka, Alan (G), Louisiana State	2010
Gray, Cecil (G/T), North Carolina	1995
Grigas, John (B), Holy Cross	1943-44
Hennessey, Jerry (E), Santa Clara	1950-51
Houser, John (G/T), Redlands	1963
Husmann, Ed (G), Nebraska (also wore #65)	1953, '56-59
Jonassen, Eric (G), Bloomsburg (Pa.)	1996-97
Kendall, Pete (G), Boston College	2001-03
LaHood, Mike (G), Wyoming	1970
Lipostad, Ed (G), Wake Forest	1952
McDole, Roland (DE), Nebraska	1961
Neacy, Clem (E), Colgate	1928
Popovich, Milt (B), Montana (also wore #77)	1938-42
Redmond, Thomas (DE), Vanderbilt (also wore #65)	1960-65
Reuber, Alan (G), Texas A&M	2004-05
Sortun, Rick (G), Washington	1964-69
Ta'amu, Alameda (NT), Washington	2013-14
Wahler, Jim (DT), UCLA	1989-92
Wedgie, Scott (C), Northern Illinois	2012
Welter, Tom (G/T), Nebraska	1987

67

Acker, Bill (DT), Texas	1980-81
Alliton, Joe (T), Oklahoma	1942, '44
Badger, Brad (G), Stanford	2007
Brown, Milford (G), Florida State	2006
Clatt, Corwin (B), Notre Dame	1948-49
Dishman, Chris (G), Nebraska	1997-2003
Esser, Clarence (E), Wisconsin	1947
Johnson, Herman (G/T), Louisiana State	2009
Konovsky, Bob (G), Wisconsin	1956-58
Love, Duval (G), UCLA	1995-96
McQuistan, Pat (G/T), Weber State	2012
Pasquale, Ron (G), Akron	1987
Sharpe, Luis (T), UCLA	1982-84, '85-94
Smith, Antonio (DE), Oklahoma State (also wore #94)	2004-08
Stallings, Larry (LB), Georgia Tech	1963-76
Svoboda, Bill (LB), Tulane (also wore #68)	1950-53
Young, D.J. (T), Michigan State	2011

68

Andros, Plato (G), Oklahoma	1947-50
Chickillo, Nick (G), Miami (Fla.)	1953
Dickson, Paul (DT), Baylor	1971
Ellington, Dante (T), Alabama	2005
Lange, Bill (G), Dayton	1954-55
Maddock, Bob (G), Notre Dame (also wore #49)	1942, '46
McQuarters, Ed (DT), Oklahoma State	1965
Monfort, Avery (B), New Mexico	1941
Morris, Mike (G), Northeast Missouri State	1987-88
Roy, Frank (G), Utah	1966
Scott, Yusuf (G), Arizona	1999-2001
Siwek, Mike (DT), Western Michigan	1970
Snyder, Adam (G/C), Oregon	2012
Stieve, Terry (G), Wisconsin	1978-84
Svoboda, Bill (LB), Tulane (also wore #67)	1950-53
Vallejo, Elliot (T), Cal-Davis	2008
Vatterott, Charles (T), Southwest Texas State	1987
Veldheer, Jared (T), Hillsdale	2014
Walner, Fred (G), Notre Dame (also wore #18, 61)	1951-52, '54-55
Wolf, Joe (T/G), Boston College	1989-97
Wragge, Tony (G), New Mexico State	2002-03

69

Apolskis, Ray (T), Marquette (also wore #26, 75)	1941-42, '45-50
Bienermann, Tom (E), Drake (also wore #82)	1951-56
Brown, Victor (DT), Ball State	1980-83
Burnett, Rush (DE), Fresno State (also wore #95)	1987
Cantu, Rolando (G), ITESM Monterrey	2005-06
DeGraffenreid, Allen (OL), Vanderbilt	1997-98
Dorris, Andy (DE), New Mexico State	1997-98

Duncum, Bobby (T), West Texas State	1968
Floyd, Eric (G), Auburn (also wore #61)	1995
Gandy, Mike (T), Notre Dame	2007-09
Gibson, Mike (G/C), California	2012-13
Kindle, Greg (T), Tennessee State	1974-75
Mathias, Evan (G/C), Alabama	2016
Moore, Alton (DE), Auburn (also wore #90)	2002
Scotts, Collin (DT), Hawaii	1987-88
Smith, Vernice (G/T), Florida A&M	1989-92
Vander Poel, Mark (T), Colorado	1994
Wager, Clint (E), St. Mary's (Minn.)	1943, '45

70

Baxley, Rob (T), Iowa	1992-93
Boehm, Evan (C/G), Missouri	2016
Boltinger, Brian (G), North Carolina	1994
Brooks, Leo (DE), Texas	1973-76
Bulger, Chet (T), Auburn (also wore #11, 73)	1942-43, '45-49
Clancy, Kendrick (DT), Mississippi	2006
Goldman, Sam (E), Ohio State	1948
Goodspeed, Mark (T), Nebraska	1980
Guynes, Thomas (T), Michigan (also wore #71)	1997-98
Hadnot, Rex (G), Houston	2010-11
Hoffman, John (DE), Hawaii	1972
Jennings, John (T), Ohio State (also wore #50)	1950-57
Kearns, Tom (T), Miami (Fla.)	1946
Kenard, Derek (G), Nevada (also wore #73)	1986-90
Krueger, Rolf (DE), Texas A&M	1969-71
Massie, Bobby (T), Mississippi	2012-15
McCusker, Jim (T), Pittsburgh	1958
Owens, Don (DT), Southern Mississippi	1960-63
Paleop, Larry (ONT), Nevada-Las Vegas	2005
Plunkett, Art (T), Nevada-Las Vegas	1981-84
Ramsey, Knox (G), William & Mary	1950-51
Ross, Pat (C), Boston College	2008
Scott, Lance (C), Utah	1995-96
Shelton, L.J. (T), Eastern Michigan	1999-04
Simons, Keith (DT), Minnesota	1978-79
Taylor, Mike (T), Southern California	1973
Toogood, Charley (G), Nebraska	1957

71

Bostic, Joe (T), Clemson	1979-89
Bowers, Andy (DE), Utah	2001-02
Bryant, Red (DT), Texas A&M	2015
Colledge, Daryn (G), Boise State	2011-13
Cross, Bob (T), Stephen F. Austin	1954-59
Dahms, Tom (T), San Diego State	1956
Guynes, Thomas (T), Michigan (also wore #70)	1997-98
Holmes, Lester (G), Jackson State	1998-00
Joyce, Don (T), Tulane (also wore #11)	1951-53
Mummela, Dale (G), Wyoming (also wore #63)	1960-61
Reynolds, Bob (T), Bowling Green	1963-71, 73
Richardson, John (DT), UCLA	1972-73
Steen, Anthony (G/C), Alabama	2014
Stepanovich, Alex (G), Ohio State	2004-06
Tafuya, Joe (DE), Arizona	2007
Tharpe, Larry (T), Tennessee State	1995
Tucker, Mark (C), Southern California	1993-94
Upshaw, Marvinin (DT), Trinity (Tex.)	1976
Whiting, Teag (G), Brigham Young	2002

72

Burke, Anthony (DT), Minnesota	1987
Daniels, Jerome (G), Northeastern	1997-99
Dierdorf, Dan (G/T), Michigan	1971-83
Dwyer, Nate (DT), Kansas (also wore #95)	2002
Fischer, Bill (T), Notre Dame	1949-53
Fuller, Frank (DT), Kentucky	1959-62
Gorin, Brandon (T), Purdue	2006
Issa, Jabari (DE), Washington	2000-01
Johnson, Chucky (DT), Auburn	1993
Keith, Brandon (T), Northern Iowa	2008-11
King, Kenny (DE), Alabama (also wore #95)	2003-05
Kolodziej, Ross (DT) Wisconsin (also wore #96)	2004-05, 2007
Moore, Brandon (T), Duke	1995

Ohmberger, Rich (G/C), Penn State	2012
Pierre, Olsen (DT), Miami (Fla.)	2016
Ralph, Dan (DT), Oregon	1984-85
Saddler, Rod (DT), Texas A&M	1987-91
Silas, Sam (DT), Southern Illinois	1963-67
Stinson, Ed (DE), Alabama (also wore #91)	2014
Thompson, Everette (DE), Washington	2013
Ulrich, Charles (T), Illinois	1954-58

73

Barrie, Sebastian (DT), Liberty	1994
Beinor, Ed (E), Notre Dame	1940-41
Bridges, Jeremy (G/T), Southern Mississippi	2004-05, 09-12
Bulger, Chet (T), Auburn (also wore #11, 70)	1942-43, '45-49
Culpepper, Edward (G), Alabama	1958-60
Dawson, Mike (DT), Arizona	1976-82
Dill, Scott (T), Memphis State	1988-89
Duda, Mark (DT), Maryland	1983-87
Fanucci, Ledio (T), Fresno State	1954
Goldberg, Marshall "Biggie" (B/DB), Pittsburgh	1939-40, '46-48 (also wore #42, 99)
Hadd, Gary (DT), Minnesota	1989
Higgins, Tom (T), North Carolina	1953
Joyce, Matt (OL), Richmond	1996-00
Kennard, Derek (G), Nevada (also wore #70)	1986-90
Luneford, Dave (T), Baylor	1957
Mauro, Josh (DE/DT), Stanford (also wore #97)	2014
May, Mark (G/T), Pittsburgh	1992-93
McMillan, Ernie (T), Illinois	1961-74
Mergen, Mike (T), San Francisco	1952
Nichols, Ham (G), Rice	1947-49
Roundtree, Raleigh (G/T), South Carolina State	2002-03
Sanford, Leo (C), Louisiana Tech (also wore #51)	1951-57
Seibold, Champ (T), Wisconsin	1942
Vanzo, Fred (B), Northwestern	1941
Vincent, Keydrick (G), Mississippi	2007
Wetzel, John (G/T), Boston College	2016
Winston, Eric (T), Miami (Fla.)	2013

74

Batiste, D'Anthony (T), Louisiana-Lafayette	2010-12
Bergold, Scott (DT), Wisconsin	1985-86
Evans, Scott (DL), Oklahoma	1991
Fanika, Paul (G), Arizona State	2013-14
Fina, John (T), Arizona	2002
Heron, Fred (DT), San Jose State	1966-72
Holloway, Randy (DE), Pittsburgh	1984
Humphries, D.J. (T), Florida	2015
Kortas, Ken (DT), Louisville	1964
Lee, Odious (DT), Nebraska	1980
Moten, Mike (DT), Florida	1998-99
Panfil, Kenneth (T), Purdue	1960-62
Pate, Rupert (G), Wake Forest	1940
Patulski, Walt (DE), Notre Dame	1977
Ridgle, Elston (DE), Nevada	1990
Rudolph, Council (DE), Kentucky State	1973-75
Sebro, Bob (G), Southern California	1982
Selby, Rob (G), Auburn	1995-97
Teeweus, Len (T), Tulane	1954-57
Times, Ken (DT), Southern	1981
Villa, Danny (C/G/T), Arizona State	1992
Wells, Reggie (G/T), Clarion	2003-09

75

Albrecht, Art (T), Wisconsin	1943
Apolskis, Ray (T), Marquette (also wore #26, 69)	1941-42, '45-50
Brown, Levi (T), Penn State	2007-13
Brown, Lomas (T), Florida	1996-98
Cook, Edward (G/T), Notre Dame	1960-65
Dafney, Bernard (G), Tennessee	1995
Davis, Leonard (T), Texas	2001-06
Dye, Ernest (G), South Carolina (also wore #65)	1993-96
Fugler, Dick (T), Tulane	1954
Fullington, John (G), Washington State	2015
Gaston, Bruce (NT), Purdue	2014
Graybill, Mike (T), Boston University	1990
Greer, Curtis (DE), Michigan	1980-88



John, Ulrick (T), Georgia State . . . 2016-
Jones, Mike (DE), North Carolina State . . . 1991-93
Knight, Shawn (DT), Brigham Young . . . 1989
Lynch, Lynn (G), Illinois . . . 1951
Obcek, Vic (G), Springfield . . . 1945
Pasquesi, Tony (T), Notre Dame . . . 1955-57
Rowe, Bob (DT), Western Michigan . . . 1967-75
Rozier, Bob (DE), California . . . 1979
Walker, Darwin (DT), Tennessee . . . 2000

76

Allen, Ian (T), Purdue . . . 2005
Arms, Lloyd (G), Oklahoma A&M . . . 1946-48
Braham, Rich (G/T), West Virginia . . . 1994
Davis, Charlie (DT), Texas Christian . . . 1975-79
Davis, Ron (DE), Virginia State . . . 1973
Delevan, Jerry (T), Pacific . . . 1955-56
Duke, Bert (DT), Hastings (Neb.) . . . 1995-00
Emerson, Vernon (T), Minnesota-Duluth . . . 1969-71
Finmin, Tom (T), Detroit . . . 1957
Garalczak, Mark (DT), Western Michigan . . . 1987-88
Iupati, Mike (G), Idaho . . . 2015-
Jagielski, Harry (T), Indiana . . . 1956
Lewis, Charles (T), Iowa . . . 1959
Lutui, Deuce (G), Southern California . . . 2006-11
MacDonald, Mark (G/C), Boston College . . . 1988
Mays, Stafford (DE), Washington . . . 1980-86
McDowell, Thomas (T), St. John's (Minn.) . . . 1966
Moody, Thomas (G), Florida . . . 2002
Morgan, Bob (T), Maryland . . . 1954
Palmer, Scott (DT), Texas . . . 1972
Patterson, Craig (OL), Brigham Young . . . 1991
Peters, Volney (T), Southern California . . . 1952-53
Potter, Nate (T), Boise State . . . 2012-13
Spikes, Cameron (G), Texas A&M . . . 2003-04
Traynowicz, Mark (G), Nebraska . . . 1988, '89

77 (Retired)

Foster, Ralph (DT), Oklahoma A&M (also wore #9, 60, 64) . . . 1945-46
Hall, John (B), Texas Christian (also wore #7) . . . 1940-41, '43
Marotti, Lou (G), Toledo (also wore #46, 64) . . . 1943-45
Mauldin, Stan (T), Texas (honored with number retirement) . . . 1946-48
Popovich, Milt (B), Montana (also wore #66) . . . 1938-42

78

Bell, Bob (DE), Cincinnati . . . 1974-78
Bock, Wayne (T), Illinois . . . 1957
Bohm, Ron (DT), Illinois . . . 1987
Branch, Alan (DT), Michigan . . . 2007-10
Brown, Chadrick (DE), Mississippi . . . 1993-95
Burnstein, Brent (DT), Arizona State . . . 1997
Gilchrist, George (T), Tennessee State . . . 1953
Grooms, Elois (DE), Tennessee Tech . . . 1982-85
Hughes, Van (DT), Southwest Texas State . . . 1986
Mallouf, Ray (B), Southern Methodist (also wore #22, 98) . . . 1941, '46-48
Nunn, Freddie Joe (DE), Mississippi (also wore #50, 58) . . . 1985-93
Owens, Luke (DT), Kent State . . . 1995-95
Rogers, Kendrick (T), Alabama A&M . . . 2002-03
Simpson, Carl (DE), Florida State . . . 1998
Staysniak, Joe (G), Ohio State . . . 1996
Tosi, Mao (DT), Idaho . . . 2000-01
Wakefield, Fred (OT/DE), Illinois (also wore #79, 97, 87) . . . 2001-06
Watford, Earl (T/G), James Madison . . . 2013-16
Wornack, Floyd (G), Mississippi State . . . 2011
Yankowski, Ron (DE), Kansas State . . . 1971-76

79

Banks, Jason (DE), Grambling . . . 2009
Carter, David (DT), UCLA . . . 2011-12
Clark, Jon (T), Temple . . . 1998-00
Clasby, Bob (DE), Notre Dame . . . 1986-90
Cunningham, Ed (C), Washington (also wore #59) . . . 1992-95
Dulin, Gary (DE), Ohio State . . . 1986-87
Fatafeh, Mario (DT), Kansas State . . . 2001-02
Pace, Calvin (DE), Wake Forest (also wore #97) . . . 2003-07

Perry, Gerald (K), California . . . 1960-62
Radford, Bruce (DE), Grambling . . . 1981
Ramey, Jim (DE), Kentucky . . . 1979
Rice, Simeon (DE), Illinois (also wore #97) . . . 1996-00
Ross, Oliver (T), Iowa State . . . 2005-07
Rucker, Keith (DT), Ohio Wesleyan . . . 1992-93
Sloan, Bonnie (DT), Austin Peay . . . 1973
Sowell, Bradley (T), Mississippi . . . 2013-15
Thornton, Bruce (DE), Illinois . . . 1982
Wakefield, Fred (OT/DE/TE), Illinois (also wore #78, 97, 87) . . . 2001-06
Walker, Charles (DT/DE), Duke . . . 1964-72

80

Awalt, Robert (TE), San Diego State . . . 1987-89
Banks, Mike (TE), Iowa State (also wore #84) . . . 2002-03
Carter, Pat (TE), Florida State . . . 1996-97
Combs, Chris (TE), New Mexico . . . 1980-81
Doucet, Early (WR), Louisiana State (also wore #85) . . . 2008-12
Hardy, Terry (TE), Southern Mississippi . . . 1998-2001
Henke, Ed (DE), South Carolina . . . 1961-63
Jackson, John (WR), Southern California (also wore #18) . . . 1991-93
Johnson, Bryant (WR), Penn State (also wore #83) . . . 2003-07
Keseday, Bob (TE), Texas-El Paso . . . 1987
Kutner, Mal (E), Texas . . . 1946-50
Marsh, Doug (TE), Michigan (also wore #82, 87) . . . 1980-86
McAddley, Jason (WR), Alabama (also wore #83) . . . 2002-03
McFarland, Jim (E), Nebraska (also wore #83) . . . 1970-74
Momah, Ifeanyi (TE), Boston College . . . 2015-
Murrell, Bill (TE), Winston-Salem . . . 1979
Ramson, Eason (TE), Washington State . . . 1978
Reeves, Bryan (WR), Nevada . . . 1994-95
Southard, Tommy (WR), Furman . . . 1978
Stonesifer, Don (E), Northwestern . . . 1951-56
Tracey, John (LB), Texas A&M . . . 1959-60
West, Jeff (P), Cincinnati . . . 1975
Williams, Dave (WR), Washington . . . 1967-71
Wright, Willie (TE/H-B), Wyoming (also wore #52) . . . 1992

81

Anderson, Charley (E), Louisiana Tech . . . 1956
Bates, Theodore (LB), Oregon State (also wore #51) . . . 1960-62
Bell, Mark (WR), Colorado State . . . 1981
Birlum, Keith (B), San Jose State . . . 1939
Boldin, Anquan (WR), Florida State . . . 2003-09
Dray, Jim (TE), Stanford . . . 2010-13
Edwards, Anthony (WR), N. Mex. Highlands (also wore #83) . . . 1991-98
Elwell, Jack (E), Purdue . . . 1962
Fauria, Joseph (TE), UCLA . . . 2015
Green, Roy (DB/WR), Henderson State (also wore #25) . . . 1979-90
Hill, Randal (WR), Miami (Fla.) . . . 1991-94
Jankovich, Keever (E), Pacific (also wore #53) . . . 1953
Lane, Dick ("Night Train") (CB), Scottsbluff J.C. . . . 1954-59
Melinger, Steve (E), Kentucky . . . 1961
Mulligan, Matthew (TE), Maine . . . 2014
Parker, Joe (E), Texas (also wore #47) . . . 1946-47
Sanders, Frank (WR), Auburn . . . 1995-02
Schmidt, George (E), Lewis (also wore #91) . . . 1953
Shy, Don (RB), San Diego State . . . 1973
Smith, Jackie (E), Northwest Louisiana . . . 1963-77
Summerall, Pat (K/E), Arkansas (also wore #85) . . . 1953-57

82

Anderson, Ronnie (WR), Allegheny College (Pa.) . . . 1998
Anderson, Steve (WR), Grambling State (also wore #43) . . . 1995-96
Badaczewski, John (G), Western Reserve . . . 1948
Baty, Greg (TE), Stanford . . . 1988
Bird, Steve (WR), Eastern Kentucky . . . 1983-84
Bienenmann, Tom (E), Drake (also wore #69) . . . 1951-56
Brown, Ron (WR) Colorado (also wore #83) . . . 1987
Cantor, Leo (B), UCLA (also wore #50) . . . 1945
Cody, Mac (WR), Memphis . . . 1999-00
Diamond, Lorenzo (TE), Auburn . . . 2003-04
Ferry, Lou (T), Villanova . . . 1951
Goldsberry, John (T), Indiana . . . 1949-50
Imhof, Martin (DE), San Diego State (also wore #62) . . . 1972
Jacobs, Marv (T), None . . . 1948

Jenkins, MarTay (WR), Nebraska-Omaha . . . 1999-02
Kasper, Kevin (WR), Iowa (also wore #11) . . . 2002-03
Knox, Kevin (WR), Florida State (also wore #18) . . . 1994
Leach, Mike (LS), William & Mary . . . 2009-15
Lee, Charles (WR), Central Florida . . . 2005
Martin, Caleb (T), Louisiana Tech . . . 1947
McConkey, Phil (WR), Navy . . . 1989
Melnikovich, M. (DE), Grays Harbor J.C. (Wash.) . . . 1965-66
Moses, J.J. (WR/KR), Iowa State . . . 2005
Pollard, Bob (DE), Weber State . . . 1978-81
Pope, Leonard (TE), Georgia . . . 2006-08
Robinson, Patrick (WR/KR), Tennessee State . . . 1994
Rolle, Butch (H-B/TE), Michigan State . . . 1992-93
Schmiesing, Joe (DE), New Mexico State . . . 1968-71
Swanson, Eric (WR), Tennessee (also wore #86) . . . 1986
Thomas, Earl (WR), Houston . . . 1974-75
Thompson, Ricky (WR), Baylor . . . 1982
Usher, Darryl (WR), Illinois . . . 1989

83

Bienemann, Troy (TE), Washington State . . . 2007
Boydston, Max (E), Oklahoma . . . 1955-58
Brown, Derek (TE), Notre Dame . . . 1999-00
Brown, Ron (WR), Colorado (also wore #82) . . . 1987
Christian, Gerald (TE), Louisville . . . 2015
Edwards, Anthony (WR), N. Mex. Highlands (also wore #81) . . . 1991-98
Edwards, Eric (TE), Louisiana State . . . 2004-05
Holmes, Don (WR), Mesa College (Colo.) . . . 1986-90
Johnson, Bryant (WR), Penn State (also wore #80) . . . 2003-07
Johnson, Jaymar (WR), Jackson State . . . 2011
Knafecl, Gary (E), Colorado . . . 1954
Logan, Chuck (E), Northwestern . . . 1965, '67-68
McAddley, Jason (WR), Alabama (also wore #80) . . . 2002-03
McFarland, Jim (E), Nebraska (also wore #80) . . . 1970-74
Mitchell, Tywan (WR/TE), Minn. St.-Mankato (also wore #5) . . . 1999-01
Pelfrey, Ray (E), Eastern Kentucky . . . 1952
Spach, Stephen (TE), Fresno State . . . 2008-10
Sperry, Kory (TE), Colorado State . . . 2012-13
Tilley, Pat (WR), Louisiana Tech . . . 1976-86

84

Anderson, Cliff (E), Indiana . . . 1952-53
Banks, Mike (TE), Iowa State (also wore #80) . . . 2002-03
Becht, Anthony (TE), West Virginia . . . 2009-09
Clark, Gary (WR), James Madison . . . 1993-94
Dowdell, Marcus (WR), Tennessee State . . . 1995-96
Euhus, Tim (TE), Oregon State . . . 2007
Gedney, Chris (TE), Syracuse . . . 1997-98, '00
Gillette, Walker (WR), Richmond . . . 1972-73
Goode, John (TE), Youngstown State . . . 1984
Gresham, Jermaine (TE), Oklahoma . . . 2015-
Hamilton, Lawrence (WR), Stephen F. Austin . . . 2004
Harris, Ike (WR), Iowa State . . . 1975-77
Housler, Rob (TE), Florida Atlantic . . . 2011-14
Hunt, Charles, Arnold (WR), Louisville . . . 2001-02
Johnson, Teyo (TE), Stanford . . . 2005
Lomack, Tony (WR), Florida . . . 1991
Nagler, Gern (E), Santa Clara (also wore #86) . . . 1953, '55-58
Novacek, Jay (TE), Wyoming (also wore #85) . . . 1985-89
Robb, Joe (DE), Texas Christian . . . 1961-67
Shumann, Mike (WR), Texas State . . . 1982-83
Smith, J.T. (WR), North Texas State . . . 1985-90
Stief, Dave (WR), Portland State (also wore #21) . . . 1978-82
Sugar, Jay (DE), Purdue . . . 1960
Tant, Jay (TE), Northwestern (also wore #87) . . . 2000
Tuman, Jerome (TE), Michigan . . . 2008
Williams, Kevin (WR), Miami (Fla.) (also wore #14) . . . 1997

85

Anderson, Tazwell (E), Georgia Tech . . . 1961-64
Bilbo, Jon (T), Mississippi (also wore #65) . . . 1938-39
Bronson, John (FB/TE), Penn State (also wore #39) . . . 2005-06
Doucet, Early (WR), Louisiana State (also wore #80) . . . 2008-12
Fells, Darren (TE), California-Irvine . . . 2014-16
Gray, Mel (WR), Missouri . . . 1971-82
Jones, Freddie (TE), North Carolina . . . 2002-04

Jorden, Tim (TE), Indiana	1989-91
Moore, Rob (WR), Syracuse	1995-2001
Novacek, Jay (TE), Wyoming (also wore #84)	1985-89
Pittman, Danny (WR), Wyoming	1983-84
Richards, Perry (E), Detroit	1959-60
Summerall, Pat (K/E), Arkansas (also wore #81)	1953-57
Thomas, Ralph (E), San Francisco	1952
Urban, Jerheme (WR), Trinity	2007-09
Ware, Derek (TE), Central State (Okla.)	1992-94
Williams, Jamie (TE), Nebraska	1983

86

Baker, Mel (WR), Texas Southern	1976
Ballard, Jake (TE), Ohio State	2013
Brumm, Don (DE), Purdue	1963-69, 72
Byrd, Dominique (TE), Southern California	2009
Canaday, Kameron (LS), Portland State	2016
Childs, Jim (WR), California Poly-San Luis Obispo	1978-80
Clayton, Ralph (WR), Michigan	1981
Crittendon, John (E), Wayne State	1954
Duncan, Clyde (WR), Tennessee	1984-85
Fann, Chad (TE), Florida A&M (also wore #49)	1993-95
Floyd, John (WR), Northeast Louisiana	1981
Fox, Chas (WR), Furman	1986
Gilmore, Bryan (WR), Midwestern St. (Tex.) (also wore #11)	2000-03
Heap, Todd (TE), Arizona State	2011-12
Jefferson, D.C. (TE), Rutgers	2013
Jones, Ernie (WR), Indiana	1988-92
Jordan, Kevin (WR), UCLA	1996
Junkin, Trey (TE/LS), Louisiana Tech.	1996-2001
McBride, Adrian (WR), Missouri	1987
McInnis, Hugh (E), Southern Mississippi	1960-62
Nagler, Gern (E), Santa Clara (also wore #84)	1953, 95-58
Swanson, Eric (WR), Tennessee (also wore #82)	1986
Thompson, Ken (WR), Utah State	1982-83
Walters, Troy (WR), Stanford	2006
Williams, Karl (WR/PR), Texas A&M Kingsville	2004

87

Brubaker, Dick (E), Ohio State	1955, '57
Bryant, Chuck (E), Ohio State	1962
Bush, Steve (TE), Arizona State	2001-03
Chandler, Al (TE), Oklahoma	1978-79
Dimancheff, Babe (B), Purdue	1947-50
Gray, Earnest (WR), Memphis State	1985
Hillebrand, Jerry (LB), Colorado	1967
Johnson, Troy (WR), Southern	1986-87
Joyce, Terry (P), Missouri Southern	1976-77
King, Jeff (TE), Virginia Tech	2011-13
Ladd, Jim (E), Bowling Green	1954
McBride, Oscar (TE), Notre Dame (also wore #48)	1995-96
McGill, Eddie (TE), Western Carolina	1982-84
McWilliams, Johnny (TE), Southern California	1996-99
Morey, Sean (WR), Brown	2007-09
Newhouse, Reggie (WR), Baylor	2004-05
Niklas, Troy (TE), Notre Dame	2014
Ofahenguae, Tevita (TE), Brigham Young	2001
Osborne, Richard (TE), Texas A&M	1979
Proehl, Ricky (WR), Wake Forest	1990-94
Ramsey, Ray (B), Bradley	1950-53
Schleicher, Maury (LB), Penn State	1959
Snowden, Cal (DE), Indiana	1969-70
Staggs, Jeff (LB), San Diego State	1972-73
Swinton, Reggie (WR/KR), Murray State	2005
Tant, Jay (TE), Northwestern (also wore #84)	2000
Thaxton, Jim (TE), Tennessee State	1978
Wakefield, Fred (OT/DE/TE), Illinois (also wore #79, 97)	2001-06

88 (Retired)

Burkett, Jeff (E), Louisiana State (also wore #35, 89)	1947
Cain, J.V. (WR/TE), Colorado (honored with number retirement)	1974-77
Hyatt, Freddie (WR), Auburn	1968-72
Kuharchik, Joe (G), Notre Dame (also wore #17)	1940-41, '45
Puplis, Andy (B), Notre Dame	1943
Randle, Sonny (WR), Virginia	1959-66
Sagely, Floyd (E), Arkansas	1957
Sutch, George, (B), Temple	1946

89

Anderson, Warren (WR), West Virginia State	1978
Beach, Pat (TE), Washington	1993
Beckman, Tom (DE), Michigan	1972
Bergen, Adam (TE), Lehigh	2005-06
Boso, Cap (TE), Illinois	1986
Boston, David (WR), Ohio State	1999-02
Brock, Fred (WR), Southern Mississippi	1996-98
Brown, Robert (TE), Alcorn A&M	1969-70
Burkett, Jeff (E), Louisiana State (also wore #35, 88)	1947
Carlson, John (TE), Notre Dame	2014
Foster, Larry (WR), Louisiana State	2003
Gaines, Wendell (TE/OT), Oklahoma State (also wore #91)	1994-95
Harris, William (TE), Bishop	1987
Hayes, Jarvis (TE), North Alabama (also wore #48)	1986, '98
LaFleur, Greg (TE), Louisiana State	1991-93
Lawson, Javone (WR), Louisiana-Lafayette	2013
Long, Dave (DE), Iowa	1966-68
McPhee, Frank (E), Princeton	1955
Parris, Gary (TE), Florida State	1979-80
Patrick, Ben (TE), Delaware	2007-10
Poole, Nate (WR), Marshall	2002-04
Reeves, Walter (TE), Auburn	1989-93
Walczak, Mark (TE), Arizona	1988
Sampson, DeMarco (WR), San Diego State	2011
Samuels, Terry (TE), Kentucky (also wore #44)	1994-95
Schwall, Vic (B), Northwestern (also wore #37)	1947-50
Valles, Hakeem (TE), Monmouth	2016
Weber, Chuck (LB), West Chester State	1956-58

90

Campbell, Mark (OT), Florida	1997
Cross, Bill (HB), West Texas State (also wore #20)	1951-53
Dockett, Darnell (OT), Florida State	2004-14
McCants, Keith (DE), Alabama	1994-95
Moore, Alton (DE), Auburn (also wore #69)	2002
Nkemdiche, Robert (OT), Mississippi	2016
Osborne, Edlonta (LB), Louisiana Tech.	1990
Procell, Jarrett (DE), Louisiana Tech.	2001
Redding, Corey (OT), Texas	2015
Stallings, Robert (TE), Southern Mississippi	1986
Stowe, Tyrone (LB), Rutgers (also wore #91)	1991-93
Wadsworth, Andre (DE), Florida State	1998-00
Wilson, Karl (DE), Louisiana State	1989

91

Barley, Rodney (DE), Ohio State	2007
Bryant, Wendell (OT), Wisconsin	2002-2004
Gaines, Wendell (TE/OT), Oklahoma State (also wore #89)	1994-95
Holiday, Vonnice (DE), North Carolina	2011-12
Iwebema, Kenny (DE), Iowa	2008-10
Lunz, Gerry (G), Marquette	1925-26
Monaco, Ron (LB), South Carolina	1986
Moore, Langston (OT), South Carolina	2005-06
Schmidt, George (E), Lewis (also wore #81)	1953
Shaughnessy, Matt (LB), Wisconsin	2013-14
Slater, Fred (TE), Iowa (also wore #14, 47)	1926-31
Stinson, Ed (OT), Alabama (also wore #72)	2014
Stowe, Tyrone (LB), Rutgers (also wore #90)	1991-93
Swinger, Rashod (OT), Rutgers	1997-2000

92

Berry, Bertrand (DE), Notre Dame	2004-09
Cousins, Jomo (DE), Florida A&M	1998
England, Eric (DE), Texas A&M	1994-96
Manley, Dexter (DE), Oklahoma State	1990
Rubio, Angel (OT), Southeast Missouri State	1999
Rucker, Frostee (DE/OT), Southern California (also wore #98)	2013
Tanner, Baron (OT), Oklahoma	2003-03
Tardits, Richard (LB), Georgia	1989
Wallerstedt, Brett (LB), Arizona State	1993
Williams, Dan (OT), Tennessee	2010-14

93

Bulman, Tim (OT), Boston College	2005
Campbell, Calais (DE/OT), Miami (Fla.)	2008-16
Coleman, Sidney (LB), Southern Mississippi	1991

Cooper, Chris (DE), Nebraska-Omaha	2006-07
Davis, Reuben (DE), North Carolina	1992-93
Dunbar, Karl (DE), Louisiana State	1994-95
Gilbert, Freddie (DE), Georgia	1989
Smith, Mark (OT), Auburn	1997-00
Vanden Bosch, Kyle (DE), Nebraska	2001-04

94

Acho, Sam (LB), Texas	2011-14
Bell, Marcus (OT), Memphis	2001-03
Cochran, Antonio (DE), Georgia	2005
Dykes, Keilen (DT), West Virginia	2009-10
Faulkner, Jeff (DE), Southern	1991-92
Sears, Corey (OT), Mississippi State	1999-00
Smith, Antonio (DE), Oklahoma State (also wore #67)	2004-08
Williams, Xavier (OT), Northern Iowa	2015
Wilson, Bernard (OT), Tennessee State	1994-98
Zellner, Peppi (DE), Fort Valley State	2004

95

Buczkowski, Bob (OT), Pittsburgh	1989
Burke, Thomas (DE), Wisconsin (also wore #60)	1999-02
Burnett, Victor (DE), Fresno State (also wore #69)	1987
Chapura, Dick (OT), Missouri	1990
Dwyer, Nate (OT), Kansas (also wore #72)	2000
Gunter, Rodney (OT), Delaware State	2015
Highsmith, Ali (LB), Louisiana State	2008-09
Kelly, Tommy (OT), Mississippi State	2014
King, Kenny (OT), Alabama (also wore #72)	2003-05
Lumpkin, Ricky (OT), Kentucky	2012-13
Miller, Jamir (LB), UCLA	1994-98
Moses, Quentin (DE), Georgia	2007
Ransom, Derrick (DE), Cincinnati	2003
Schobel, Bo (DE), Texas Christian	2007

96

Johnson, Dennis (DE), Kentucky	2002-03
Kolodziej, Ross (OT), Wisconsin	2007
Martin, Kareem (DE/LB), North Carolina	2014
McManie, Sean (DE), San Diego State	1988
Ottis, Brad (OT), Wayne State (Mich.)	1996-2000
Schable, A.J. (FB), South Dakota (also wore #44)	2006
Simmons, Clyde (DE), Western Carolina	1994-95
Talley, Ronald (DE), Deleware	2011-13
Truluck, R-Kal (DE), SUNY-Cortland	2005
Williams, Chris (DL), American International	1991
Williams, Willie (T), Louisiana State (also wore #60)	1990-92

97

Alexander, Lorenzo (LB), California	2013-14
Busler, Ray (T), Marquette (also wore #43)	1940-41, '45
Hooks, Bryan (DT), Arizona State	1994
Hyche, Steve (LB), Livingston	1991-93
Maumalanga, Chris (OT), Kansas	1995-96
Mauro, Josh (DE/DT), Stanford (also wore #73)	2014
Pace, Calvin (DE/LB), Wake Forest (also wore #79)	2003-07
Rice, Simeon (DE), Illinois (also wore #79)	1996-00
Robinson, Bryan (DT), Fresno State	2008-10
Spachman, Chris (DE), Nebraska	1988
Wakefield, Fred (OT/DE/TE), Illinois (also wore #78, 79, 87)	2001-06

98

Davis, Russell (OT), North Carolina	2000-05
Eason, Nick (DT), Clemson	2011-12
Hairston, Carl (OT), Maryland-Eastern Shore	1990
Mallouf, Ray (B), Southern Methodist (also wore #22, 78)	1941, '46-48
Peters, Corey (DT), Kentucky	2015
Rucker, Frostee (DE/OT), Southern California (also wore #92)	2013
Swann, Eric (DL), None	1991-99
Watson, Gabe (OT), Michigan	2006-10

99 (Retired)

Goldberg, Marshall "Biggie" (B/DB), Pittsburgh	1939-40, '46-48 (also wore #42, 73) (honored with number retirement)
Nussbaumer, Bob (B), Michigan	1949-50
Tonelli, Mario "Motts" (B), Notre Dame (also wore #58)	1940, '45



RETIRED JERSEYS

LARRY WILSON
SAFETY

8



Professional—One of the greatest defensive backs in NFL history ... enshrined in the Pro Football Hall of Fame in 1978 ... named to the all-time NFL team in 1994 to commemorate the league's 75th anniversary ... played entire career as a Cardinal in St. Louis (1960–72) ... played in eight Pro Bowls ... all-NFL six times ... 52 career interceptions ... cat-like defender and exceptional team leader ... interceptions in seven consecutive


games in 1966 ... NFL's top free safety during 13-year career ... made the safety blitz famous.

College—Utah ... 6–0, 190 ... two-way star for Utes from 1957–60 ... seventh-round draft pick by St. Louis Cardinals in 1960.

Etc.—Born March 24, 1938 in Rigby, Idaho. ... regarded as one of the toughest players in NFL history ... once intercepted a pass for a go-ahead touchdown with two broken wrists ... retired from the team's front office in 2003, ending 43-year NFL career, all as a Cardinal.

PAT TILLMAN
SAFETY

40



Professional—Fierce competitor defied odds as seventh-round draft choice in 1998 to become three-year starting safety and establish franchise single-season record with 224 tackles in 2000 ... successfully converted from college linebacker to pro defensive back ... named All-Pro by Sports Illustrated in 2000 ... in 1998 became first rookie starting safety for Cardinals since team relocated to Arizona in 1988 ... left the Cardinals prior to

2002 season to enlist in U.S. Army and become member of elite Army Ranger unit, as did his brother, Kevin, who tabled a professional baseball career in the Cleveland Indians organization ... admirably declined all media attention throughout tour of duty ... killed April 22, 2004 in Afghanistan.

College—Local favorite during college career at Arizona State University ... Pac-10 Conference defensive player-of-the-year in 1997 ... key member of Sun Devils' 1996 Rose Bowl squad ... three-year starting linebacker ... selected by Cardinals in seventh round (226th overall) of 1998 NFL Draft.

Etc.—Born Nov. 6, 1976 in Fremont, Calif. ... graduated summa cum laude in three and one-half years with marketing degree from ASU with 3.84 grade-point-average with academic all-America honors ... outdoors enthusiast also competed in triathlons as part of training regimen.

STAN MAULDIN
TACKLE

77



Professional—Tackle for the Chicago Cardinals (1946–48) ... opened holes in the line with hard-hitting bulk for the Cardinals' "Million-Dollar Backfield" ... member of the Cards' 1947 NFL championship team ... died of a heart attack after opening-day victory over the Eagles in 1948.


College—Texas ... 6–2, 215 ... all-America tackle for the Longhorns ... winner of the Outstanding Athlete

Trophy in 1942 ... one of Texas' "13 Immortals" in 1940.

Etc.—Born December 27, 1920 in Amarillo, Texas ... flew bombing missions with the 15th Air Force Division over Italy during World War II.

J.V. CAIN
TIGHT END

88



Professional—Doubled at tight end and wide receiver for the St. Louis Cardinals (1974–77) ... part of Head Coach Don Coryell's messenger service as a rookie wide receiver in 1974 ... replaced Hall of Famer Jackie Smith at tight end in mid-1975 ... caught passes in 12 of 13 games in 1976 ... one-handed touchdown catch in 1977 provided margin of victory in 16–13 win over Chicago ... died after collapsing from a heart condition at training camp in 1979.

College—Colorado ... 6–4, 220 ... all-America ... two-time all-Big 8 Conference selection ... caught 53 passes for 700 yards during junior and senior seasons ... first-round draft choice of the Cardinals in 1974.

Etc.—Born July 22, 1951 in Houston, Texas ... played in the East-West and Hula Bowl games.

MARSHALL GOLDBERG
RUNNING BACK/DEF. BACK

99



Professional—All-round player who starred as a ball carrier, defensive back, and return specialist for the Chicago Cardinals (1939–43, '46–48) ... second team all-pro selection in 1941 ... NFL mid-season rushing, punt and kickoff return, and interception leader in 1941 ... career statistics included 1,644 yards rushing in 476 attempts for 11 touchdowns, and 60 pass receptions for 776 yards and five touchdowns ... member of Cards' 1947 NFL championship team.

College—Pittsburgh ... 5–11, 195 ... two-time consensus all-America halfback at Pitt.

Etc.—Born October 24, 1917 in Elkins, West Virginia ... 1980 inductee into the Jewish Hall of Fame in Tel Aviv, Israel ... playing career interrupted for two years (1944–45) during World War II when he served in the Navy ... nicknamed "Biggie." ... passed away on April 3, 2006.



ANNUAL RESULTS

Year	Won	Lost	Tied	Pct.	Head Coach
1920	3	2	1	.600	Marshall Smith
1921	3	3	2	.400	John "Paddy" Driscoll
1922	8	3	0	.727	John "Paddy" Driscoll
1923	8	4	0	.667	Arnie Horween
1924	5	4	1	.556	Arnie Horween
1925*	11	2	1	.846	Norm Barry
1926	5	6	1	.455	Norm Barry
1927	3	7	1	.300	Guy Chamberlin
1928	1	5	0	.167	Fred Gillies
1929	6	6	1	.500	Dewey Scanlon
1930	5	6	2	.455	Ernie Nevers
1931	5	4	0	.556	LeRoy Andrews (a)
1932	2	6	2	.250	Jack Chevigny
1933	1	9	1	.100	Paul Schissler
1934	5	6	0	.455	Paul Schissler
1935	6	4	2	.600	Milan Creighton
1936	3	8	1	.250	Milan Creighton
1937	5	5	1	.500	Milan Creighton
1938	2	9	0	.182	Milan Creighton
1939	1	10	0	.091	Ernie Nevers
1940	2	7	2	.222	Jimmy Conzelman
1941	3	7	1	.300	Jimmy Conzelman
1942	3	8	0	.273	Jimmy Conzelman
1943	0	10	0	.000	Philip G. Handler
1944	Cardinal-Pittsburgh teams played as combination				
1945	1	9	0	.100	Philip G. Handler
1946	6	5	0	.545	Jimmy Conzelman
1947*	9	3	0	.750	Jimmy Conzelman
1948+	11	1	0	.917	Jimmy Conzelman
1949	6	5	1	.545	Phil Handler-Buddy Parker
1950	5	7	0	.417	Earl "Curly" Lambeau
1951	3	9	0	.250	Earl "Curly" Lambeau
1952	4	8	0	.333	Joseph L. Kuharich
1953	1	10	1	.091	Joseph Stydahar
1954	2	10	0	.167	Joseph Stydahar
1955	4	7	1	.364	Ray Richards
1956	7	5	0	.583	Ray Richards
1957	3	9	0	.250	Ray Richards
1958	2	9	1	.182	Frank "Pop" Ivy
1959	2	10	0	.167	Frank "Pop" Ivy
1960#	6	5	1	.545	Frank "Pop" Ivy
1961	7	7	0	.500	Frank "Pop" Ivy (b)
1962	4	9	1	.308	Wally Lemm
1963	9	5	0	.643	Wally Lemm
1964	9	3	2	.750	Wally Lemm
1965	5	9	0	.357	Wally Lemm
1966	8	5	1	.615	Charley Winner
1967	6	7	1	.462	Charley Winner
1968	9	4	1	.692	Charley Winner
1969	4	9	1	.308	Charley Winner
1970	8	5	1	.615	Charley Winner
1971	4	9	1	.308	Bob Hollway
1972	4	9	1	.321	Bob Hollway (c)
1973	4	9	1	.321	Don Coryell
1974**	10	4	0	.714	Don Coryell
1975**	11	3	0	.786	Don Coryell
1976	10	4	0	.714	Don Coryell
1977	7	7	0	.500	Don Coryell
1978	6	10	0	.375	Bud Wilkinson
1979	5	11	0	.312	Bud Wilkinson (d)

Year	Won	Lost	Tied	Pct.	Head Coach
1980	5	11	0	.312	Jim Hanifan
1981	7	9	0	.438	Jim Hanifan
1982	5	4	0	.556	Jim Hanifan
1983	8	7	1	.531	Jim Hanifan
1984	9	7	0	.563	Jim Hanifan
1985	5	11	0	.312	Jim Hanifan
1986	4	11	1	.281	Gene Stallings
1987##	7	8	0	.467	Gene Stallings
1988###	7	9	0	.438	Gene Stallings
1989	5	11	0	.313	Gene Stallings (e)
1990	5	11	0	.313	Joe Bugel
1991	4	12	0	.250	Joe Bugel
1992	4	12	0	.250	Joe Bugel
1993	7	9	0	.436	Joe Bugel
1994	8	8	0	.500	Buddy Ryan
1995	4	12	0	.250	Buddy Ryan
1996	7	9	0	.436	Vince Tobin
1997	4	12	0	.250	Vince Tobin
1998	9	7	0	.563	Vince Tobin
1999	6	10	0	.375	Vince Tobin
2000	3	13	0	.188	Vince Tobin (f)
2001	7	9	0	.436	Dave McGinnis
2002	5	11	0	.313	Dave McGinnis
2003	4	12	0	.250	Dave McGinnis
2004	6	10	0	.375	Dennis Green
2005	5	11	0	.313	Dennis Green
2006	5	11	0	.313	Dennis Green
2007	8	8	0	.500	Ken Whisenhunt
2008^ ***	9	7	0	.563	Ken Whisenhunt
2009^	10	6	0	.625	Ken Whisenhunt
2010	5	11	0	.313	Ken Whisenhunt
2011	8	8	0	.500	Ken Whisenhunt
2012	5	11	0	.313	Ken Whisenhunt
2013	10	6	0	.625	Bruce Arians
2014	11	5	0	.688	Bruce Arians
2015^	13	3	0	.813	Bruce Arians
2016	7	8	1	.469	Bruce Arians

** Won NFC Eastern Division Championship

+ Won NFL Western Conference Championship

^ Won NFC West

*** Won NFC Championship

First season in St. Louis

Last season in St. Louis

First season in Arizona

(a) Resigned after one game. Replaced by Ernie Nevers.

(b) Resigned after 12 games. Replaced by coaches Drulis, Prochaska, and Willsey.

(c) Beginning with 1972, won-lost percentage includes ties.

(d) Released after 13 games. Replaced by Larry Wilson on interim basis.

(e) Released after 11 games. Replaced by Hank Kuhlmann on interim basis.

(f) Released after seven games. Replaced by Dave McGinnis on interim basis. McGinnis named permanent head coach prior to the season finale.



ALL-TIME RESULTS

1920 (3-2-1)

HEAD COACH MARSHALL SMITH

Oct. 10	At Chicago Tigers	T	0-0	8,000
Oct. 17	Moline Athletics*	W	33-3	Unknown
Oct. 24	At Rock Island Ind.	L	0-7	4,000
Oct. 31	Detroit Heralds	W	21-0	3,000
Nov. 7	At Chicago Tigers	W	6-3	7,000
Nov. 14	Cincinnati Celts*	W	20-0	5,000
Nov. 21	Lansing Oldsmobile*	W	14-0	3,500
Nov. 28	Decatur Staleys	W	7-6	8,500
Dec. 5	At Decatur Staleys	L	0-10	8,500
Dec. 19	At Chicago Staysms*	T	14-14	Unknown
Home: 2-0. Away: 1-2-1.				115-43

*Non-league game

1921 (3-3-2)

HEAD COACH JOHN "PADDY" DRISCOLL

Sept. 25	Racine American Legion*	W	27-0	Unknown
Oct. 2	Minneapolis Marines	W	20-0	4,000
Oct. 9	Akron Pros	L	0-23	6,000
Oct. 16	Rock Island Ind.	L	7-14	4,000
Oct. 23	Columbus Panhandles	W	17-6	6,000
Nov. 6	Hammond Pros	W	7-0	Unknown
Nov. 20	Green Bay	T	3-3	2,000
Nov. 24	At Chicago Staysms*	W	27-0	Unknown
Nov. 27	Gary Elks*	W	21-0	2,000
Dec. 4	Akron Pros	L	0-7	3,500
Dec. 18	At Chicago Staleys	T	0-0	2,000
Home: 3-3-1. Away: 0-0-1.				129-53

*Non-league game

1922 (8-3)

HEAD COACH JOHN "PADDY" DRISCOLL

Sept. 24	Maplewood Rovers*	W	28-0	Unknown
Oct. 1	Milwaukee Badgers	W	3-0	3,500
Oct. 15	Green Bay	W	16-3	3,500
Oct. 22	Minneapolis Marines	W	3-0	4,000
Oct. 29	Columbus Panhandles	W	37-6	5,000
Nov. 5	Buffalo All-Americans	W	9-7	4,000
Nov. 12	Akron Pros	W	7-0	2,000
Nov. 19	Canton Bulldogs	L	0-7	7,500
Nov. 26	At Canton Bulldogs	L	3-20	2,500
Nov. 30	Chicago Bears	W	6-0	14,000
Dec. 3	Dayton Triangles	L	3-7	3,000
Dec. 10	Chicago Bears	W	9-0	15,000
Home: 8-2. Away: 0-1.				124-50

*Non-league game

1923 (8-4)

HEAD COACH ARNIE HORWEEN

Sept. 30	Buffalo All-Americans	W	3-0	Unknown
Oct. 7	Rochester Jeffersons	W	60-0	5,000
Oct. 14	Akron Indians	W	19-0	Unknown
Oct. 21	Minneapolis Marines	W	9-0	4,000
Oct. 28	Dayton Triangles	W	13-3	5,000
Nov. 4	Canton Bulldogs	L	3-7	6,000
Nov. 11	Hammond Pros	W	6-0	3,500
Nov. 18	Duluth Kelleys	W	10-0	5,500
Nov. 25	Racine Legion	L	4-10	7,000
Nov. 29	At Chicago Bears	L	0-3	13,500
Dec. 2	Oorang Indians	W	22-19	1,200
Dec. 9	Milwaukee Badgers	L	12-14	6,000
Home: 8-3. Away: 0-1.				161-56

1924 (5-4-1)

HEAD COACH ARNIE HORWEEN

Sept. 28	Milwaukee Badgers	W	17-7	4,000
Oct. 5	Green Bay	W	3-0	2,800
Oct. 12	Minneapolis Marines	W	13-0	8,000
Oct. 19	At Chicago Bears	L	0-6	12,000
Oct. 26	Hammond Pros	L	3-6	3,500
Nov. 2	Milwaukee Badgers	L	8-17	3,000
Nov. 9	Dayton Triangles	W	23-0	2,500
Nov. 16	Akron Indians	W	13-0	2,500
Nov. 23	Racine Legion	T	10-10	4,000
Nov. 27	Chicago Bears	L	0-21	13,000
Home: 5-3-1 (40,800). Away: 0-1 (12,000).				90-67

1925 (11-2-1) (NFL CHAMPION)

HEAD COACH NORM BARRY

Sept. 27	Hammond Pros	L	6-10	Unknown
Oct. 4	Milwaukee Badgers	W	34-0	2,500
Oct. 11	Columbus Tigers	W	19-9	Unknown
Oct. 18	Kansas City Cowboys	W	20-7	Unknown
Oct. 25	Chicago Bears	W	9-0	13,000
Nov. 1	Duluth Kelleys	W	10-6	20,000
Nov. 8	Green Bay	W	9-6	4,000
Nov. 15	Buffalo Bisons	W	23-6	4,000
Nov. 22	Dayton Triangles	W	14-0	3,000
Nov. 26	At Chicago Bears	T	0-0	39,000
Nov. 29	Rock Island Ind.	W	7-0	3,000
Dec. 6	Pottsville Maroons	L	7-21	15,000
Dec. 10	Milwaukee Badgers	W	59-0	250
Dec. 12	Hammond Pros	W	13-0	1,000
Home: 11-2. Away: 0-0-1.				230-46

1926 (5-6-1)

HEAD COACH NORM BARRY

Sept. 19	Columbus Tigers	W	14-0	2,500
Sept. 26	L.A. Buccaneers	W	15-0	8,000
Oct. 3	Racine Tornadoes	W	20-0	3,000
Oct. 10	At Green Bay	W	13-7	5,000
Oct. 17	At Chicago Bears	L	0-16	12,000
Oct. 24	At Milwaukee Badgers	W	3-2	Unknown
Oct. 31	Green Bay	L	0-3	2,500
Nov. 6	At Frankford Yellow Jackets	L	7-33	8,000
Nov. 7	At N.Y. Giants	L	0-20	5,000
Nov. 11	Chicago Bears*	L	0-10	10,000
Nov. 25	At Chicago Bears	T	0-0	8,000
Nov. 28	Kansas City Cowboys	L	2-7	14,000
Home: 3-3. Away: 2-3-1.				74-98

*Soldier Field

1927 (3-7-1)

HEAD COACH GUY CHAMBERLIN

Sept. 25	Chicago Bears	L	0-9	4,000
Oct. 2	Pottsville Maroons	W	19-7	2,000
Oct. 9	Dayton Triangles	W	7-0	2,500
Oct. 16	At Green Bay	L	0-13	4,500
Oct. 30	N.Y. Yankees	L	6-7	15,000
Nov. 6	Green Bay	T	6-6	3,500
Nov. 13	At N.Y. Yankees	L	6-20	10,000
Nov. 19	At Frankford Yellow Jackets	L	8-12	7,000
Nov. 20	At N.Y. Giants	L	7-28	10,000
Nov. 24	At Chicago Bears	W	3-0	6,000
Nov. 27	Cleveland Bulldogs	L	7-32	5,000
Home: 2-3-1 (32,000). Away: 1-4 (37,500).				69-134

1928 (1-5)

HEAD COACH FRED GILLIES

Sept. 23	Chicago Bears	L	0-15	4,000
Oct. 7	Dayton Triangles	W	7-0	Unknown
Oct. 14	At Green Bay	L	0-20	4,200
Nov. 24	At Frankford Yellow Jackets	L	0-19	8,000
Nov. 25	At N.Y. Yankees	L	0-19	7,000
Nov. 29	At Chicago Bears	L	0-34	10,000
Home: 1-1. Away: 0-4.				7-107

1929 (6-6-1)

HEAD COACH DEWEY SCANLON

Sept. 22	At Canton Bulldogs*	L	0-6	1,800
Sept. 29	At Buffalo Bisons	W	9-3	4,000
Oct. 6	At Green Bay	L	2-9	7,000
Oct. 13	At Minneapolis Red Jackets	L	7-14	Unknown
Oct. 20	At Chicago Bears	T	0-0	20,000
Oct. 27	Green Bay	L	6-7	10,000
Nov. 2	At Frankford Yellow Jackets	L	0-8	5,000
Nov. 6	At Providence Steam Roller	W	16-0	6,000
Nov. 10	Minneapolis Red Jackets	W	8-0	1,000
Nov. 17	Green Bay	L	0-12	10,000
Nov. 24	Dayton Triangles	W	19-0	300
Nov. 28	Chicago Bears	W	40-6	7,000
Dec. 1	At N.Y. Giants	L	21-24	5,000
Dec. 8	At Orange Tornadoes	W	26-0	Unknown
Home: 3-2. Away: 3-4-1.				154-89

*Non-league game



1930 (5-6-2)

HEAD COACH ERNIE NEVERS

Sept. 21	At Green Bay	L	0-14	8,000
Sept. 28	At Minneapolis Red Jackets	T	7-7	Unknown
Oct. 5	At Portsmouth Spartans	T	0-0	6,500
Oct. 8	At Newark Tornadoes	W	13-0	5,000
Oct. 12	At Providence Steam Roller	L	7-9	6,500
Oct. 16	At N.Y. Giants	L	12-25	15,000
Oct. 19	Chicago Bears	L	6-32	10,000
Oct. 25	At Frankford Yellow Jackets	W	34-7	Unknown
Oct. 26	Portsmouth Spartans	W	23-13	8,000
Oct. 29	At Milwaukee Nighthawks*	W	33-6	2,500
Nov. 2	Frankford Yellow Jackets	W	6-0	3,000
Nov. 9	N.Y. Giants	L	7-13	4,000
Nov. 16	Green Bay	W	13-6	12,000
Nov. 23	Memphis Tigers*	W	20-7	Unknown
Nov. 27	At Chicago Bears	L	0-6	8,175
Dec. 7	At Memphis Tigers*	W	6-0	Unknown
Dec. 14	At Chicago Bears*	L	7-9	Unknown

Home: 3-2. Away: 2-4-2.

*Non-league game

1931 (5-4)

HEAD COACH ROY ANDREWS (1 GAME)

HEAD COACH ERNIE NEVERS (8 GAMES)

Sept. 23	At Portsmouth Spartans	L	3-13	8,000
Oct. 11	At Green Bay	L	7-26	8,000
Oct. 18	At Chicago Bears	L	13-26	8,000
Nov. 1	At Brooklyn Dodgers	W	14-7	15,000
Nov. 8	At Cleveland Indians	W	14-6	10,000
Nov. 15	Green Bay	W	21-13	9,000
Nov. 22	Portsmouth Spartans	W	20-19	5,000
Nov. 26	At Chicago Bears	L	7-18	14,000
Nov. 28	Cleveland Indians	W	21-0	1,500
Dec. 13	At St. Louis Gunners*	W	26-6	10,000
Dec. 20	Memphis Tigers*	W	24-7	3,000

Home: 3-0 (18,500). Away: 2-4 (73,000).

*Non-league game

1932 (2-6-2)

HEAD COACH JACK CHEVIGNY

Sept. 18	At Green Bay	L	7-15	3,500
Sept. 25	Battle Creek Maroons*	W	19-0	2,000
Oct. 2	At Portsmouth Spartans	T	7-7	3,725
Oct. 9	Chicago Bears	T	0-0	7,234
Oct. 16	At Boston Braves	W	9-0	15,000
Oct. 30	Brooklyn Dodgers	W	27-7	7,159
Nov. 6	Green Bay	L	9-19	11,000
Nov. 13	At Brooklyn Dodgers	L	0-3	15,000
Nov. 20	At Staten Island Stapletons	L	7-21	5,000
Nov. 24	At Chicago Bears	L	0-34	6,800
Nov. 27	Boston Braves	L	6-8	6,200
Dec. 4	At St. Louis Gunners*	W	20-7	4,000

Home: 1-2-1 (37,593). Away: 1-4-1 (49,025).

*Non-league game

1933 (1-9-1)

HEAD COACH PAUL SCHISSLER

Sept. 17	Freeport Lions*	W	29-6	Unknown
Sept. 20	Indianapolis Indians*	W	2-0	2,500
Sept. 27	Pittsburgh Pirates	L	13-14	6,000
Oct. 1	At Portsmouth Spartans	L	6-7	Unknown
Oct. 8	At Cincinnati Reds	W	3-0	1,500
Oct. 15	Chicago Bears	L	9-12	12,000
Oct. 22	At Boston Redskins	L	0-10	18,000
Oct. 29	At Brooklyn Dodgers	L	0-7	18,000
Nov. 5	At Green Bay	L	6-14	5,000
Nov. 12	Cincinnati Reds	L	9-12	6,000
Nov. 19	Brooklyn Dodgers	L	0-3	4,000
Nov. 30	At Chicago Bears	L	6-22	8,000
Dec. 3	Boston Redskins	T	0-0	7,000
Dec. 10	At St. Louis Gunners*	L	7-20	10,991

Home: 0-3-1. Away: 1-6.

*Non-league game

1934 (5-6)

HEAD COACH PAUL SCHISSLER

Sept. 23	At Cincinnati Reds	W	9-0	6,000
Sept. 30	At Detroit	L	0-6	18,000
Oct. 7	At Cincinnati Reds	W	16-0	2,500
Oct. 14	At Chicago Bears	L	0-20	15,000
Oct. 21	At Green Bay	L	0-15	4,000
Oct. 28	At Boston Redskins	L	0-9	10,000
Nov. 6	At Brooklyn Dodgers	W	21-0	7,000

Nov. 11	Detroit	L	13-17	7,000
Nov. 18	At Green Bay	W	9-0	3,000
Nov. 25	At Chicago Bears	L	6-17	13,800
Nov. 29	Green Bay	W	6-0	3,500
Dec. 2	At Kansas City Blues*	W	13-7	3,500
Dec. 5	At Tulsa Oilers*	W	20-7	1,200
Dec. 9	Stanford Braves*	W	37-2	12,000
Dec. 13	L.A. Bulldogs*	L	10-13	Unknown
Dec. 16	At S. California Maroons*	W	41-7	16,000
Dec. 20	PCFL All-Stars*	W	17-7	4,000
Dec. 23	At Berkeley Giants*	W	21-0	7,000
Home: 1-1. Away: 4-5.				239-127
*Non-league game				

1935 (6-4-2)

HEAD COACH MILAN CREIGHTON

Sept. 15	At Green Bay	W	7-6	10,000
Sept. 29	At Detroit	T	10-10	8,200
Oct. 13	At Green Bay	W	3-0	17,000
Oct. 20	At Pittsburgh Pirates	L	13-17	6,000
Oct. 27	At N.Y. Giants	W	14-13	32,000
Nov. 3	Detroit	L	6-7	5,000
Nov. 10	Philadelphia	W	12-3	6,000
Nov. 19	At Brooklyn Dodgers	L	12-14	18,000
Nov. 24	At Boston Redskins	W	6-0	6,000
Nov. 28	Green Bay	W	9-7	7,500
Dec. 1	At Chicago Bears	T	7-7	12,167
Dec. 8	Chicago Bears	L	0-13	17,373
Home: 2-2 (35,873). Away: 4-2-2 (109,367).				99-97

1936 (3-8-1)

HEAD COACH MILAN CREIGHTON

Sept. 13	At Green Bay	L	7-10	8,900
Sept. 20	At LaCrosse Lagers*	W	20-8	Unknown
Sept. 28	At Detroit	L	0-39	25,800
Oct. 4	At Green Bay	L	0-24	12,000
Oct. 11	At Chicago Bears	L	3-7	16,288
Oct. 18	At N.Y. Giants	L	6-14	17,000
Oct. 25	At Brooklyn Dodgers	L	0-9	20,000
Nov. 1	At Boston Redskins	L	10-13	7,000
Nov. 8	Philadelphia	W	13-0	1,500
Nov. 15	Pittsburgh Pirates	W	14-6	3,856
Nov. 22	Detroit	L	7-14	7,579
Nov. 29	Chicago Bears	W	14-7	13,704
Dec. 6	Green Bay	T	0-0	5,000
Dec. 13	L.A. Bulldogs*	T	10-10	15,000
Home: 3-1-1. Away: 0-7.				104-153
*Non-league game				

1937 (5-5-1)

HEAD COACH MILAN CREIGHTON

Sept. 12	At Green Bay	W	14-7	10,000
Sept. 19	At Detroit	L	7-16	17,000
Sept. 24	At Washington	W	21-14	22,367
Sept. 26	At Philadelphia	T	6-6	3,912
Oct. 3	At Cleveland Rams	W	6-0	10,000
Oct. 10	At Green Bay	L	13-34	18,000
Oct. 17	At Chicago Bears	L	7-16	23,000
Oct. 24	At Pittsburgh Pirates	W	13-7	8,963
Oct. 31	Cleveland Rams	W	13-7	9,923
Nov. 21	Detroit	L	7-16	8,576
Dec. 5	Chicago Bears	L	28-42	7,313
Home: 1-2 (25,812). Away: 4-3-1 (113,242).				135-165

1938 (2-9-0)

HEAD COACH MILAN CREIGHTON

Sept. 1	College All-Stars*	W	32-0	8,724
Sept. 11	Chicago Bears	L	13-16	20,000
Sept. 17	At Cleveland Rams	W	7-6	7,500
Sept. 25	At Green Bay	L	7-28	22,000
Sept. 28	At Green Bay (Buffalo)	L	22-24	12,500
Oct. 2	At Brooklyn Dodgers	L	0-13	17,129
Oct. 11	L.A. Bulldogs*	T	14-14	6,500
(At Charleston, W. Va.)				
Oct. 16	At Chicago Bears	L	28-34	21,614
Oct. 23	At Detroit	L	0-10	17,917
Oct. 26	At Philadelphia	L	0-7	15,000
(At Erie, Pa.)				
Nov. 6	At N.Y. Giants	L	0-6	19,648
Nov. 13	Cincinnati Bengals*	T	14-14	5,000
Nov. 20	Detroit	L	3-7	8,279
Nov. 27	Cleveland Rams	W	31-17	2,200
Home: 1-2-0 (50,703). Away: 1-7-0 (133,308).				171-196
*Non-league game				



1939 (1-10)

HEAD COACH ERNIE NEVERS

Sept. 10	At Detroit	L	13-21	15,075
Sept. 17	At Green Bay	L	10-24	12,000
Sept. 24	At Pittsburgh Pirates	W	10-0	19,008
Oct. 1	Detroit	L	3-17	9,000
Oct. 8	At Green Bay	L	20-27	20,000
Oct. 15	At Chicago Bears	L	7-44	29,592
Oct. 22	Cleveland Rams	L	0-24	10,000
Nov. 5	At Cleveland Rams	L	0-14	8,378
Nov. 12	At N.Y. Giants	L	7-17	28,217
Nov. 19	At Washington	L	7-28	26,667
Nov. 26	Chicago Bears	L	7-48	16,055

Home: 0-3 (35,055). Away: 1-7 (158,937). 84-264

1940 (2-7-2)

HEAD COACH JIMMY CONZELMAN

Sept. 8	At Pittsburgh	T	7-7	22,000
Sept. 15	At Detroit (At Buffalo)	T	0-0	18,048
Sept. 25	Chicago Bears	W	21-7	23,181
Sept. 29	At Green Bay	L	6-31	21,000
Oct. 5	At Detroit	L	14-43	20,619
Oct. 13	At Washington	L	21-28	33,691
Oct. 20	At Cleveland Rams	L	14-26	13,683
Oct. 27	Cleveland Rams	W	17-7	10,313
Nov. 1	Green Bay	L	7-28	11,364
Nov. 24	At Brooklyn Dodgers	L	9-14	16,619
Dec. 1	At Chicago Bears	L	<u>23-31</u>	13,902

Home: 2-1 (44,858). Away: 0-6-2 (159,562). 139-222

1941 (3-7-1)

HEAD COACH JIMMY CONZELMAN

Sept. 9	At Kenosha Cardinals*	T	21-21	3,000
Sept. 16	Cleveland Rams	L	6-10	15,000
Sept. 27	Detroit	T	14-14	15,458
Oct. 5	At Green Bay (Milw.)	L	13-14	10,000
Oct. 12	At Chicago Bears	L	7-53	34,668
Oct. 19	At Brooklyn Dodgers	W	20-6	12,054
Oct. 26	At Philadelphia	L	14-21	12,683
Nov. 2	At N.Y. Giants	W	10-7	29,289
Nov. 16	At Green Bay	L	9-17	15,495
Nov. 23	At Cleveland Rams	W	7-0	5,000
Nov. 30	At Detroit	L	3-21	17,051
Dec. 7	Chicago Bears	L	24-34	18,879

Home: 0-2-1 (49,337). Away: 3-5-0 (139,240). 148-218

*Non-league game

1942 (3-8)

HEAD COACH JIMMY CONZELMAN

Sept. 6	Western Army All-Stars*	L	10-16	20,000
	(At Denver, Colo.)			
Sept. 13	At Cleveland Rams (At Buffalo)	W	7-0	18,698
Sept. 20	Detroit	W	13-0	14,742
Oct. 4	Green Bay	L	13-17	25,000
Oct. 11	At Chicago Bears	L	14-41	38,500
Oct. 18	At Detroit	W	7-0	14,100
Oct. 25	At Cleveland Rams	L	3-7	7,896
Nov. 1	At Green Bay	L	24-55	15,000
Nov. 8	At Washington	L	0-28	35,425
Nov. 15	Wichita Aero Commanders*	W	35-7	5,000
Nov. 22	At Pittsburgh	L	3-19	20,711
Nov. 29	At N.Y. Giants	L	7-21	20,354
Dec. 6	Chicago Bears	L	7-21	8,251

Home: 1-2 (52,993). Away: 2-6 (170,684). 143-232

*Non-league game

1943 (0-10)

HEAD COACH PHIL HANDLER

Sept. 19	At Detroit	L	14-35	23,408
Sept. 26	Washington (Buffalo)*	L	21-43	20,707
Oct. 3	Green Bay	L	7-28	15,563
Oct. 10	Chicago Bears	L	0-20	24,658
Oct. 17	Detroit (Buffalo)	L	0-7	15,072
Oct. 24	At Washington	L	7-13	35,540
Oct. 31	At Phila.-Pitt. Steagles	L	13-34	16,351
Nov. 7	At Brooklyn Dodgers	L	0-7	13,340
Nov. 14	At Green Bay	L	14-35	11,000
Nov. 21	At N.Y. Giants	L	13-24	19,804
Nov. 28	Chicago Bears	L	24-35	17,219

Home: 0-5 (93,219). Away: 0-5 (119,443). 116-281

*Non-league game

1944 (0-10)+

CO-COACH PHIL HANDLER (CARDINALS)
CO-COACH WALT KIESLING (STEELERS)

Sept. 12	Philadelphia*	L	0-22	20,000
Sept. 18	Washington* (At Pitt., Pa.)	L	0-3	17,085
Sept. 24	Cleveland Rams (At Pitt., Pa.)	L	28-30	20,968
Oct. 1	N.Y. Giants* (At Pitt., Pa.)	W	17-16	Unknown
Oct. 8	At Green Bay	L	7-34	16,500
Oct. 15	At Chicago Bears	L	7-34	20,940
Oct. 22	At N.Y. Giants	L	0-23	40,734
Oct. 29	At Washington	L	20-42	35,540
Nov. 5	Vs. Detroit (At Pitt., Pa.)	L	0-27	17,743
Nov. 12	At Detroit	L	0-10	13,239
Nov. 19	Cleveland Rams	L	6-33	14,632
Nov. 26	Green Bay	L	20-35	7,158
Dec. 3	Chicago Bears	L	<u>7-49</u>	9,069
	(At Pittsburgh, Pa.)		112-368	

Home: 0-6. Away: 0-4.

*Non-league game

+The Cardinals and Steelers combined teams for the 1944 season as a wartime emergency measure. Coaching duties were divided between the teams' head coaches. Home games were divided between Pittsburgh and Chicago.

1945 (1-9)

HEAD COACH PHIL HANDLER

Sept. 17	Washington* (At Buffalo, N.Y.)	T	7-7	Unknown
Sept. 23	Detroit (At Milwaukee, Wisc.)	L	0-10	5,461
Sept. 30	At Cleveland Rams	L	0-21	10,872
Oct. 7	At Philadelphia	L	6-26	25,581
Oct. 14	At Chicago Bears	W	16-7	20,784
Oct. 21	At Detroit	L	0-26	32,644
Oct. 28	At Green Bay	L	14-33	19,221
Nov. 4	At Washington	L	21-24	35,000
Nov. 11	At Pittsburgh	L	0-23	13,153
Nov. 18	Cleveland Rams	L	21-35	18,000
Dec. 2	Chicago Bears	L	20-28	13,925

Home: 0-2. Away: 1-7.

*Non-league game

1946 (6-5)

HEAD COACH JIMMY CONZELMAN

Sept. 20	At Pittsburgh	L	7-14	32,851
Sept. 30	Detroit	W	34-14	26,842
Oct. 6	Chicago Bears	L	17-34	39,263
Oct. 13	At Detroit	W	36-14	23,987
Oct. 20	At N.Y. Giants	L	24-28	50,681
Oct. 27	L.A. Rams	W	34-10	38,180
Nov. 3	At Boston Yanks	W	28-14	10,556
Nov. 10	Green Bay	L	7-19	30,691
Nov. 17	At L.A. Rams	L	14-17	38,271
Nov. 24	At Green Bay	W	24-6	16,150
Dec. 1	At Chicago Bears	W	<u>35-28</u>	47,511

Home: 2-2 (134,976). Away: 4-3 (220,007). 260-198

1947 (9-3, NFL Champion)

HEAD COACH JIMMY CONZELMAN

Sept. 28	Detroit	W	45-21	22,739
Oct. 5	Chicago Bears	W	31-7	51,123
Oct. 12	At Green Bay	W	14-10	25,502
Oct. 19	At L.A. Rams	L	7-27	69,631
Oct. 26	Boston Yankees	W	27-7	22,286
Nov. 2	L.A. Rams	W	17-10	40,575
Nov. 9	At Detroit	W	17-7	27,513
Nov. 16	Green Bay	W	21-20	40,086
Nov. 23	At Washington	L	21-45	35,362
Nov. 30	At N.Y. Giants	L	31-35	28,744
Dec. 7	At Philadelphia	W	45-21	34,432
Dec. 14	At Chicago Bears	W	<u>30-21</u>	48,632

Home: 5-0 (176,809). Away: 4-3 (221,184). 306-231

NFL Championship Game, Comiscek Park, Chicago

Dec. 28	Philadelphia	W	28-21	30,759
---------	--------------	---	-------	--------

1948 (11-1)

HEAD COACH JIMMY CONZELMAN

Sept. 24	Philadelphia	W	21-14	25,875
Oct. 4	Chicago Bears	L	17-28	52,765
Oct. 10	At Green Bay (Milw.)	W	17-7	34,369
Oct. 17	At N.Y. Giants	W	63-35	35,342
Oct. 24	Boston Yanks	W	49-27	23,433
Oct. 31	At L.A. Rams	W	27-22	32,149
Nov. 7	Detroit	W	56-20	24,051
Nov. 14	At Pittsburgh	W	24-7	33,364
Nov. 21	L.A. Rams	W	27-24	29,031
Nov. 25	At Detroit	W	28-14	22,957
Dec. 5	Green Bay	W	42-7	26,072
Dec. 12	At Chicago Bears	W	<u>24-21</u>	51,283

Home: 5-1 (181,227). Away: 6-0 (209,464). 395-226

NFL Championship Game, Shibe Park, Philadelphia

Dec. 19	At Philadelphia	L	0-7	36,309
---------	-----------------	---	-----	--------



1949 (6-5-1)

HEAD COACH BUDDY PARKER (5 GAMES)

HEAD COACH PHIL HANDLER (7 GAMES)

Sept. 26	Washington	W	38-7	24,136
Oct. 2	Chicago Bears	L	7-17	52,867
Oct. 8	At Philadelphia	L	3-28	34,576
Oct. 16	At Green Bay (Milw.)	W	39-17	18,164
Oct. 23	Detroit	L	7-24	23,215
Oct. 30	N.Y. Giants	L	38-41	21,339
Nov. 6	At Detroit	W	42-19	22,479
Nov. 13	At N.Y. Bulldogs	W	65-20	9,072
Nov. 20	L.A. Rams	T	28-28	34,100
Nov. 27	Green Bay	W	41-21	16,787
Dec. 4	At L.A. Rams	W	31-27	74,673
Dec. 11	At Chicago Bears	L	21-52	50,101

Home: 2-3-1 (171,444). Away: 4-2 (209,065). 360-301

1950 (5-7)

HEAD COACH EARL "CURLY" LAMBEAU

Sept. 24	Philadelphia	L	7-45	24,914
Oct. 2	Baltimore	W	55-13	14,439
Oct. 8	At Chicago Bears	L	6-27	48,025
Oct. 15	At Cleveland	L	24-34	33,774
Oct. 22	At Washington	W	38-28	27,856
Oct. 29	N.Y. Giants	W	17-3	23,964
Nov. 5	Cleveland	L	7-10	38,456
Nov. 12	At N.Y. Giants	L	21-51	22,380
Nov. 19	At Philadelphia	W	14-10	28,368
Nov. 23	Pittsburgh	L	17-28	11,622
Dec. 3	Chicago Bears	W	20-10	31,919
Dec. 10	At Pittsburgh	L	7-28	18,301

Home: 3-3 (145,314). Away: 2-4 (178,704). 233-287

1951 (3-9)

HEAD COACH EARL "CURLY" LAMBEAU

Sept. 30	Philadelphia	L	14-17	16,129
Oct. 7	Chicago Bears	W	28-14	33,781
Oct. 14	At N.Y. Giants	L	17-28	28,095
Oct. 21	At Washington	L	3-7	22,960
Oct. 28	Pittsburgh	L	14-28	14,773
Nov. 4	Cleveland	L	17-34	19,742
Nov. 11	At L.A. Rams	L	21-45	29,996
Nov. 18	At San Francisco	W	27-21	19,658
Nov. 25	N.Y. Giants	L	0-10	11,892
Dec. 2	At Cleveland	L	28-49	30,550
Dec. 9	Washington	L	17-20	9,459
Dec. 16	At Chicago Bears	W	24-14	15,085

Home: 1-5 (105,776). Away: 2-4 (146,344). 210-287

1952 (4-8)

HEAD COACH JOE KUCHARICH

Sept. 29	Washington	L	7-23	17,837
Oct. 5	Chicago Bears	W	21-10	34,697
Oct. 12	At Washington	W	17-6	24,600
Oct. 19	At N.Y. Giants	W	24-23	41,182
Oct. 26	Pittsburgh	L	28-34	20,395
Nov. 2	N.Y. Giants	L	6-28	27,195
Nov. 9	At Cleveland	L	13-28	34,097
Nov. 16	At Philadelphia	L	7-10	18,908
Nov. 23	At Pittsburgh	L	14-17	18,330
Nov. 30	Philadelphia	W	28-22	13,577
Dec. 7	Cleveland	L	0-10	24,541
Dec. 14	At Chicago Bears	L	7-10	32,578

Home: 2-4 (138,242). Away: 2-4 (169,695). 172-221

1953 (1-10-1)

HEAD COACH JOE STYDAHAR

Sept. 27	Washington	L	13-24	16,055
Oct. 4	Cleveland	L	7-27	24,374
Oct. 11	At Pittsburgh	L	28-31	25,935
Oct. 18	At N.Y. Giants	L	7-21	30,301
Oct. 25	Philadelphia	L	17-56	22,064
Nov. 1	N.Y. Giants	L	20-23	17,499
Nov. 8	At Washington	L	17-28	19,654
Nov. 15	L.A. Rams	T	24-24	26,674
Nov. 21	At Philadelphia	L	0-38	19,402
Nov. 29	At Cleveland	L	16-27	24,499
Dec. 6	Pittsburgh	L	17-21	14,138
Dec. 13	At Chicago Bears	W	24-17	38,059

Home: 0-5-1 (120,804). Away: 1-5 (157,850). 190-337

1954 (2-10)

HEAD COACH JOE STYDAHAR

Sept. 26	N.Y. Giants	L	10-41	16,780
Oct. 3	Philadelphia	L	16-35	17,084
Oct. 10	At Cleveland	L	7-31	24,101
Oct. 17	At N.Y. Giants	L	17-31	31,256
Oct. 24	Cleveland	L	3-35	23,823
Oct. 31	Pittsburgh	W	17-14	18,765
Nov. 7	At Philadelphia	L	14-30	21,963

Nov. 14	At L.A. Rams	L	17-28	40,739
Nov. 21	Washington	W	38-16	15,619
Nov. 28	At Pittsburgh	L	17-20	14,460
Dec. 5	Chicago Bears	L	7-29	33,594
Dec. 12	At Washington	L	20-37	18,107

Home: 2-4 (125,665). Away: 0-6 (150,626). 183-347

1955 (4-7-1)

HEAD COACH RAY RICHARDS

Sept. 26	At Pittsburgh	L	7-14	26,359
Oct. 2	N.Y. Giants	W	28-17	9,555
Oct. 9	At Washington	W	24-10	26,337
Oct. 16	At N.Y. Giants	L	0-10	7,000
Oct. 23	Philadelphia	T	24-24	24,620
Oct. 30	Cleveland	L	20-26	29,471
Nov. 5	Pittsburgh	W	27-13	23,310
Nov. 13	At Green Bay	L	14-31	20,104
Nov. 20	Washington	L	0-31	16,901
Nov. 27	Chicago Bears	W	53-14	47,314
Dec. 4	At Philadelphia	L	3-27	19,378
Dec. 11	At Cleveland	L	24-35	25,914

Home: 3-2-1 (151,171). Away: 1-5 (125,092). 224-252

1956 (7-5)

HEAD COACH RAY RICHARDS

Sept. 30	Cleveland	W	9-7	20,966
Oct. 7	N.Y. Giants	W	35-27	21,799
Oct. 14	At Washington	W	31-3	25,794
Oct. 21	At Philadelphia	W	20-6	36,545
Oct. 28	Washington	L	14-17	30,553
Nov. 4	Philadelphia	W	28-17	27,609
Nov. 11	At N.Y. Giants	L	10-23	62,410
Nov. 18	At Pittsburgh	L	7-14	24,086
Nov. 25	Pittsburgh	W	38-27	17,724
Dec. 2	Green Bay	L	21-24	22,620
Dec. 9	At Chicago Bears	L	3-10	48,606
Dec. 16	At Cleveland	W	24-7	25,312

Home: 4-2 (141,271). Away: 3-3 (222,753). 240-182

1957 (3-9)

HEAD COACH RAY RICHARDS

Sept. 29	At San Francisco	W	20-10	35,743
Oct. 6	Washington	L	14-37	18,278
Oct. 13	At Pittsburgh	L	20-29	29,446
Oct. 20	At Washington	W	44-14	23,159
Oct. 27	Cleveland	L	7-17	26,341
Nov. 3	Philadelphia	L	21-38	18,718
Nov. 10	At N.Y. Giants	L	14-27	46,402
Nov. 24	N.Y. Giants	L	21-28	19,200
Dec. 1	At Cleveland	L	0-31	40,525
Dec. 8	Chicago Bears	L	6-14	43,735
Dec. 15	At Philadelphia	W	31-27	12,555
Dec. 22	Pittsburgh	L	2-27	10,084

Home: 0-6 (136,356). Away: 3-3 (187,830). 200-299

1958 (2-9-1)

HEAD COACH FRANK "POP" IVY

Sept. 28	At N.Y. Giants (Buffalo)	L	7-37	21,923
Oct. 4	Washington	W	37-10	21,824
Oct. 12	At Cleveland	L	28-35	65,403
Oct. 19	At N.Y. Giants	W	23-6	52,684
Oct. 26	Cleveland	L	24-38	30,933
Nov. 2	Philadelphia	T	21-21	17,486
Nov. 9	At Washington	L	31-45	26,196
Nov. 16	At Philadelphia	L	21-49	18,315
Nov. 23	Pittsburgh	L	20-27	15,946
Nov. 30	L.A. Rams	L	14-20	13,014
Dec. 7	At Chicago Bears	L	14-30	41,617
Dec. 13	At Pittsburgh	L	21-38	16,660

Home: 1-3-1 (99,203). Away: 1-6. (242,798). 261-356

1959 (2-10)

HEAD COACH FRANK "POP" IVY

(FINAL SEASON IN CHICAGO)

Sept. 27	Washington	W	49-21	21,892
Oct. 4	Cleveland	L	7-34	19,935
Oct. 11	At Washington	L	14-23	25,937
Oct. 18	At Cleveland	L	7-17	46,422
Oct. 25	Philadelphia (Mpls.)	L	24-28	20,112
Nov. 1	Pittsburgh	W	45-24	23,187
Nov. 8	At N.Y. Giants	L	3-9	56,779
Nov. 15	At Philadelphia	L	17-27	28,887
Nov. 22	N.Y. Giants (Mpls.)	L	20-30	26,625
Nov. 29	Chicago Bears	L	7-31	48,687
Dec. 6	At Detroit	L	21-45	45,811
Dec. 13	At Pittsburgh	L	20-35	19,011

Home: 2-2 (113,701). Home (Neutral): 0-2 (46,737). Away: 0-6 (222,847).

Note: Four Cardinals home games were played at Chicago's Soldier Field and two at Metropolitan Stadium in Minneapolis.



1960 (6-5-1) HEAD COACH FRANK "POP" IVY (FIRST SEASON IN ST. LOUIS)

Sept. 23	At L.A. Rams	W	43-21	47,448
Oct. 2	N.Y. Giants	L	14-35	26,089
Oct. 9	At Philadelphia	L	27-31	33,701
Oct. 16	At Pittsburgh	L	14-27	22,971
Oct. 23	Dallas	W	12-10	23,128
Oct. 30	At N.Y. Giants	W	20-13	58,516
Nov. 6	Washington	W	44-7	22,458
Nov. 13	At Cleveland	L	27-28	49,192
Nov. 20	At Washington	W	26-14	23,848
Nov. 27	Cleveland	T	17-17	26,146
Dec. 4	Philadelphia	L	6-20	21,358
Dec. 18	Pittsburgh	W	38-7	20,840

Home: 3-2-1 (140,019). Away: 3-3 (235,676). 288-230

USUAL STARTING LINEUP

Offense	Defense
LE Sonny Randle	LE Leo Sugar
LT Ed Cook	LT Don Owens
LG Mike McGee	RT Frank Fuller
C Don Gillis	RE Luke Owens
RG Ken Gray	LLB John Tracey
RT Tom Day	MLB Dale Meinert
RT Ken Panfil	RLB Bill Koman
TE Hugh McGinnis	LCB Joe Driskill
FL Joe Childress	Billy Stacy
QB John Roach	RCB Jimmy Hill
RB John David Crow	LS Jerry Norton
FB Mal Hammack	RS Larry Wilson
K Gerry Perry	Jimmy Hill
	P Jerry Norton

TEAM STATISTICS

	Cards	Opp.
Total First Downs.....	229	158
Rushing	128	56
Passing	88	93
Penalty	13	9
Total Net Yards.....	4,167	3,029
Avg. Per Game	347.3	252.4
Total Plays	838	723
Avg. Per Play	5.0	4.2
Net Yards Rushing.....	2,356	1,212
Avg. Per Game	196.3	101.0
Total Rushes	484	344
Net Yards Passing.....	1,811	1,817
Avg. Per Game	150.9	151.4
Yards Lost Att. to Pass	179	330
Gross Yards	1,990	2,004
Att./Comp./Pct.	285/126/44.2	301/156/51.8
Had Intercepted	25	21
Punts/Average.....	44/44.7	64/44.2
Net Punting Average.....	38.9	39.9
Penalties/Yards.....	46/456	59/500
Fumbles/Lost.....	43/21	35/23
Touchdowns.....	34	30
Rushing	13	8
Passing	20	20
Returns	1	2

NOTES

NFL approves Cards' move from Chicago to St. Louis on March 13 ... team plays in 34,000-seat Sportsman's Park ... with no regular practice site, the team practices at an open field at a city park ... running back **John David Crow** breaks **Ollie Matson's** single-season rushing mark with 1,071 yards ... Crow sets franchise single-game mark that stood for 35 years with 203 yards vs. Pittsburgh on Dec. 18 ... Cards lead NFL in rushing with 2,356 yards (196.3 yards per game) and in rushing defense, allowing 1,212 yards (101 yards per game) ... defense also leads league, allowing 252.4 yards per game, 158 first downs, and just 56 first downs rushing ... wide receiver **Sonny Randle** leads NFL with club-record 15 touchdowns receiving on 62 receptions ... little-known Utah halfback **Larry Wilson**, selected in seventh round of draft, converts to safety due to injuries.

1961 (7-7) HEAD COACH FRANK "POP" IVY

Sept. 17	At N.Y. Giants	W	21-10	58,059
Sept. 24	At Cleveland	L	17-20	50,443
Oct. 1	At Philadelphia	W	30-27	59,399
Oct. 8	N.Y. Giants	L	9-24	23,713
Oct. 15	Philadelphia	L	7-20	20,262
Oct. 22	At Washington	W	24-0	28,037
Oct. 29	Cleveland	L	10-21	26,696
Nov. 5	At Dallas	W	31-17	20,500
Nov. 12	Detroit	L	14-45	20,320
Nov. 19	At Baltimore	L	0-16	56,112
Nov. 26	At Pittsburgh	L	27-30	17,090
Dec. 3	Washington	W	38-24	16,204
Dec. 10	Dallas	W	31-13	15,384
Dec. 17	Pittsburgh	W	20-0	16,298

Home: 3-4 (138,877). Away: 4-3 (289,640). 279-267

USUAL STARTING LINEUP

Offense	Defense
LE Sonny Randle	LE Joe Robb
LT Ed Cook	LT Ed Henke
LG Mike McGee	RT Don Owens
C Don Gillis	RE Frank Fuller
RG Ken Gray	LLB Ed Henke
RT Ernie McMillan	Luke Owens
Gerry Perry	LLB Ted Bates
TE Taz Anderson	MLB Dale Meinert
Hugh McGinnis	RLB Bill Koman
FL Bobby Joe Conrad	Billy Stacy
Billy Stacy	RCB Jimmy Hill
QB Sam Etcheverry	LS Jerry Norton
Ralph Guglielmi	RS Larry Wilson
Charley Johnson	Joe Driskill
RB Prentice Gautt	P Jerry Norton
John David Crow	
FB Frank Mestnik	
K Gerry Perry	

TEAM STATISTICS

	Cards	Opp.
Total First Downs.....	202	215
Rushing	83	91
Passing	110	112
Penalty	9	12
Total Net Yards.....	3,378	3,986
Avg. Per Game	241.3	284.7
Total Plays	839	971
Avg. Per Play	4.0	4.1
Net Yards Rushing.....	1,405	1,676
Avg. Per Game	100.4	119.7
Total Rushes	386	477
Net Yards Passing.....	1,973	2,310
Avg. Per Game	140.9	165.0
Yards Lost Att. to Pass	461	334
Gross Yards	2,434	2,644
Att./Comp./Pct.	351/168/47.9	389/187/48.1
Had Intercepted	23	24
Punts/Average.....	85/44.7	67/43.5
Net Punting Average.....	39.6	38.5
Penalties/Yards.....	57/535	59/546
Fumbles/Lost.....	39/18	36/20
Touchdowns.....	37	30
Rushing	8	11
Passing	21	18
Returns	8	1

NOTES

Cards sign decade-long CFL passing leader **Sam Etcheverry** and trade quarterback **John Roach** for running back **Prentice Gautt** and wide receiver **Taz Anderson** ... Gautt and Anderson enjoy productive Cardinal careers ... Etcheverry, who passed for 30,381 yards and 183 touchdowns in nine seasons for the Montreal Alouettes, hurts his arm in training camp ... coupled with running back **John David Crow's** broken ankle, Cards finish 7-7 ... Head Coach **Frank "Pop" Ivy** resigns with two games remaining ... Cards win both remaining contests as assistants **Chuck Drulis**, **Ray Prochaska**, and **Ray Wilsey** assume coaching reins ... during the season, Drulis and his prize pupil, second-year safety **Larry Wilson**, perfected the safety blitz.



1962 (4-9-1)

HEAD COACH WALLY LEMM

Sept. 16	At Philadelphia	W	27-21	58,910
Sept. 23	At Green Bay	L	0-17	44,885
Sept. 30	At Washington	L	14-24	37,419
Oct. 7	N.Y. Giants	L	14-31	20,327
Oct. 14	Washington	T	17-17	18,104
Oct. 21	Cleveland	L	7-34	23,256
Oct. 28	At Dallas	W	28-24	16,027
Nov. 4	At N.Y. Giants	L	28-31	62,775
Nov. 11	Pittsburgh	L	17-26	20,264
Nov. 18	At Cleveland	L	14-38	41,815
Nov. 25	San Francisco	L	17-24	17,532
Dec. 2	At Pittsburgh	L	7-19	17,265
Dec. 9	Dallas	W	52-20	14,102
Dec. 16	Philadelphia	W	45-35	14,989

Home: 2-4-1 (128,574). Away: 2-5 (279,096). 287-361

USUAL STARTING LINEUP

Offense

LESonny Randle
LTEd Cook
LGMike McGee
CBob DeMarco
RGKen Gray
RTErnie McMillan
TETaz Anderson
FLBobby Joe Conrad
QBCharley Johnson
RBSam Etcheverry
RBJohn David Crow
Mal Hammack
Joe Childress
KGerry Perry

Defense

LEJoe Robb
DTDon Owens
DTFrank Fuller
RELuke Owens
LLBMarion Rushing
MLBGarland Boyette
Dale Meinert
RLBBill Koman
LCBBilly Stacy
RCBJimmy Hill
LSNorm Beal
RSLarry Wilson
PSam Etcheverry

TEAM STATISTICS

	Cards	Opp.
Total First Downs	268	251
Rushing	109	93
Passing	138	141
Penalty	21	17
Total Net Yards	4,798	4,719
Avg. Per Game	342.7	337.1
Total Plays	923	923
Avg. Per Play	5.2	5.1
Net Yards Rushing	1,698	1,732
Avg. Per Game	121.3	123.7
Total Rushes	416	452
Net Yards Passing	3,100	2,987
Avg. Per Game	221.4	213.4
Yards Lost Att. to Pass	288	315
Gross Yards	3,388	3,302
Att./Comp./Pct.	434/220/51.7	377/196/51.9
Had Intercepted	30	16
Punts/Average	59/38.3	61/40.5
Penalties/Yards	56/655	63/584
Fumbles/Lost	37/21	23/15
Touchdowns	39	44
Rushing	20	18
Passing	18	21
Returns	1	5

NOTES

Violet Wolfer Bidwill, widow of Card owner **Charles W. Bidwill, Sr.**, passes away ... sons **Bill** and **Charles (Stormy) Bidwill** become legal owners and retain their titles of president (Stormy) and vice-president (Bill) ... **Wally Lemm**, a former Cardinal assistant coach, selected head coach ... **Charley Johnson**, a "future" draft pick in 1960, becomes starting quarterback in the fifth game of the season and sets team records for pass attempts (308), completions (150), and yardage (2,440) ... he also sets single-game mark with 386 yards against Philadelphia on Dec. 16 as Cards (589 yards total offense) and Eagles (498 yards) combine for 1,087 total yards, the second-highest total in NFL history ... **Bobby Joe Conrad** switches from running back to flanker and catches 62 passes to tie a club record set two years earlier by **Sonny Randle** ... Randle sets pair of team marks with 16 receptions for 256 yards at N.Y. Giants on Nov. 4.

1963 (9-5)

HEAD COACH WALLY LEMM

Sept. 14	At Dallas	W	34-7	36,432
Sept. 22	At Philadelphia	W	28-24	60,671
Sept. 29	At Pittsburgh	L	10-23	28,225
Oct. 6	At Minnesota	W	56-14	30,220
Oct. 13	Pittsburgh	W	24-23	23,715
Oct. 20	Green Bay	L	7-30	32,224
Oct. 27	At Washington	W	21-7	46,921
Nov. 3	N.Y. Giants	L	21-38	29,482
Nov. 10	Washington	W	24-20	18,197
Nov. 17	At Cleveland	W	20-14	75,232
Nov. 24	At N.Y. Giants	W	24-17	62,992
Dec. 1	Cleveland	L	10-24	32,531
Dec. 8	Philadelphia	W	38-14	15,979
Dec. 15	Dallas	L	24-28	12,695

Home: 3-4 (164,823). Away: 6-1 (340,693). 341-283

USUAL STARTING LINEUP

Offense

LESonny Randle
LTIrv Goode
LGEd Cook
CBob DeMarco
RGKen Gray
RTErnie McMillan
TEJackie Smith
Taz Anderson
FLBobby Joe Conrad
QBCharley Johnson
FBJoe Childress
RBBill Triplett
KJim Bakken

Defense

LEJoe Robb
LTDon Owens
RTLuke Owens
REDon Brumm
LLBLarry Stallings
Marion Rushing
MLBDale Meinert
RLBBill Koman
LCBPat Fischer
RCBJimmy Hill
LSJerry Stovall
Billy Stacy
RSLarry Wilson
PJim Bakken

TEAM STATISTICS

	Cards	Opp.
Total First Downs	254	235
Rushing	105	105
Passing	134	107
Penalty	15	23
Total Net Yards	4,870	3,954
Avg. Per Game	347.9	282.4
Total Plays	901	872
Avg. Per Play	5.4	4.5
Net Yards Rushing	1,839	1,802
Avg. Per Game	131.4	128.7
Total Rushes	423	461
Net Yards Passing	3,031	2,152
Avg. Per Game	216.5	153.7
Sacked/Yards Lost	40/372	41/364
Gross Yards	3,403	2,516
Att./Comp./Pct.	438/228/52.1	370/180/48.6
Had Intercepted	21	18
Punts/Average	65/40.7	74/40.1
Penalties/Yards	69/692	53/581
Fumbles/Lost	29/18	32/18
Touchdowns	44	34
Rushing	10	19
Passing	30	13
Returns	4	2

NOTES

Bolstered by an exceptional draft, the Cardinals finish 9-5, their best record since 1948 ... eight draftees—end **Don Brumm**, linebacker **Dave Meggsey**, tackle **Bob Reynolds**, defensive tackle **Sam Silas**, tight end **Jackie Smith**, linebacker **Larry Stallings**, defensive back **Jerry Stovall**, and running back **Bill Thornton**—become multi-year starters ... flanker **Bobby Joe Conrad** catches club-record 73 passes for 967 yards with 10 touchdowns ... quarterback **Charley Johnson** sets four team single-season passing marks—attempts (423), completions (222), yardage (3,280) and touchdowns (28, still a club record tied by **Neil Lomax** in 1984) ... ground broken for a multi-purpose stadium in St. Louis.



1964 (9-3-2)

HEAD COACH WALLY LEMM

Sept. 12	At Dallas	W	16-6	36,605
Sept. 20	At Cleveland	T	33-33	76,954
Sept. 27	At San Francisco	W	23-13	30,969
Oct. 4	At Washington	W	23-17	49,219
Oct. 12*	At Baltimore	L	27-47	60,213
Oct. 18	Washington	W	38-24	23,748
Oct. 25	Dallas	L	13-31	28,253
Nov. 1	At N.Y. Giants	L	17-34	63,072
Nov. 8	Pittsburgh	W	34-30	28,245
Nov. 15	N.Y. Giants	T	10-10	29,608
Nov. 22	At Philadelphia	W	38-13	60,671
Nov. 29	At Pittsburgh	W	21-20	27,807
Dec. 6	Cleveland	W	28-19	31,585
Dec. 13	Philadelphia	W	36-34	24,636

Home: 4-4-1 (166,075). Away: 5-2-1 (405,510). 357-331

Non-Advancing Playoff Bowl between second-place teams

Jan. 3 Vs. Green Bay (At Miami) W 24-17 56,218

*Scheduling conflict with St. Louis baseball Cardinals' participation in the 1964 World Series moves home game to Baltimore.

USUAL STARTING LINEUP

Offense	Defense
LE Sonny Randle	LE Joe Robb
LT Billy Gambrell	LT Sam Silas
LG Bob Reynolds	RT Luke Owens
C Irv Goode	RE Don Brumm
RG Bob DeMarco	LLB Larry Stallings
RB Ken Gray	MLB Mal Hammack
RT Ernie McMillan	MLB Dale Meinert
TE Taz Anderson	RLB Bill Koman
FL Jackie Smith	LCB Pat Fischer
QB Bobby Joe Conrad	RCB Jim Burson
QB Charley Johnson	LS Jimmy Hill
RB John David Crow	LS Jerry Stovall
Prentice Gautt	RS Larry Wilson
Joe Childress	P Jackie Smith
K Jim Bakken	

TEAM STATISTICS

	Cards	Opp.
Total First Downs.....	275	235
Rushing	95	96
Passing	152	128
Penalty	28	11
Total Net Yards.....	4,517	4,292
Avg. Per Game	322.6	306.6
Total Plays	915	845
Avg. Per Play	4.9	5.1
Net Yards Rushing.....	1,770	1,809
Avg. Per Game	126.4	129.2
Total Rushes	456	414
Net Yards Passing.....	2,747	2,483
Avg. Per Game	196.2	177.4
Sacked/Yards Lost	37/298	42/356
Gross Yards	3,045	2,839
Att./Comp./Pct.	422/223/52.8	390/194/49.7
Had Intercepted	24	25
Punts/Average.....	56/40.9	67/43.5
Penalties/Yards.....	64/579	71/695
Fumbles/Lost.....	29/16	24/14
Touchdowns.....	40	36
Rushing	12	13
Passing	21	21
Returns	7	2

NOTES

Cards spurn overtime from Atlanta to relocate to the South with promise of a new stadium ... Cards improve to 9-3-2 record, second in NFL's Eastern Conference to eventual NFL champion Cleveland's 10-3-1 mark ... Cards gain tie and victory, however, against Browns during regular-season play ... cornerback **Pat Fischer** earns all-pro honors with 10 interceptions, second in the league ... quarterback **Charley Johnson** finishes season throwing a touchdown pass in 11 consecutive games and pushes the streak to 16 straight in 1965 ... Cards defeat Green Bay 24-17 at Miami in non-advancing Playoff Bowl between second-place finishers in each conference ... World Series conflict with baseball Cardinals moves Oct. 12 home game vs. Colts to Baltimore.

1965 (5-9)

HEAD COACH WALLY LEMM

Sept. 19	At Philadelphia	L	27-34	54,260
Sept. 26	At Cleveland	W	49-13	80,161
Oct. 4	Dallas	W	20-13	32,034
Oct. 10	At Washington	W	37-16	50,205
Oct. 17	At Pittsburgh	W	20-7	31,085
Oct. 24	Washington	L	20-24	32,228
Oct. 31	At N.Y. Giants	L	10-14	62,807
Nov. 7	Pittsburgh	W	21-17	31,899
Nov. 14	At Chicago	L	13-34	45,663
Nov. 21	N.Y. Giants	L	15-28	31,704
Nov. 28	Philadelphia	L	24-28	28,706
Dec. 5	L.A. Rams	L	3-27	27,943
Dec. 11	At Dallas	L	13-27	38,499
Dec. 19	Cleveland	L	24-27	29,348

Home: 2-5 (213,862). Away: 3-4 (393,680).

296-309

USUAL STARTING LINEUP

Offense	Defense
LE Sonny Randle	LE Joe Robb
LT Bob Reynolds	LT Sam Silas
LG Irv Goode	RE Luke Owens
C Bob DeMarco	RT Don Brumm
RG Ken Gray	LLB Larry Stallings
RB Ernie McMillan	MLB Dave Meggsey
TE Jackie Smith	Marion Rushing
FL Bobby Joe Conrad	MLB Dale Meinert
QB Charley Johnson	RLB Bill Koman
RB Bill Triplett	LCB Pat Fischer
Willis Crenshaw	RCB Jim Burson
Joe Childress	LS Jerry Stovall
Jim Bakken	Monk Bailey
	RS Larry Wilson
	Carl Silvestri
	P Jim Bakken
	Jackie Smith

TEAM STATISTICS

	Cards	Opp.
Total First Downs.....	251	238
Rushing	90	89
Passing	143	133
Penalty	18	16
Total Net Yards.....	4,562	4,297
Avg. Per Game	325.9	306.9
Total Plays	909	852
Avg. Per Play	5.0	5.0
Net Yards Rushing.....	1,619	1,813
Avg. Per Game	115.6	129.5
Total Rushes	431	433
Net Yards Passing.....	2,943	2,484
Avg. Per Game	210.2	177.4
Sacked/Yards Lost	30/279	39/342
Gross Yards	3,222	2,826
Att./Comp./Pct.	448/221/49.3	380/184/48.4
Had Intercepted	25	17
Punts/Average.....	67/40.4	65/43.3
Penalties/Yards.....	45/458	70/760
Fumbles/Lost.....	15/7	29/15
Touchdowns.....	33	37
Rushing	10	12
Passing	20	24
Returns	3	1

NOTES

Alabama All-America quarterback **Joe Namath** is Cards' first-round draft pick, but the flashy passer opts to sign with rival AFL's New York Jets ... Cards win four of first five games, but injuries to quarterback **Charley Johnson**, starting running backs **Prentice Gautt** and **Joe Childress**, and defensive backs **Larry Wilson** and **Larry Stovall** take a toll and the team slides to 5-9 ... Wilson sets team mark with 96-yard interception return for a touchdown vs. Cleveland on Dec. 19 ... a few weeks earlier, with casts on both hands, Wilson intercepts a **Bill Nelsen** pass against Pittsburgh on Nov. 7 ... **Wally Lemm** announces after the final game he will not return as head coach.



1966 (8-5-1)

HEAD COACH CHARLEY WINNER

Sept. 11	Philadelphia	W	16-13	39,065
Sept. 18	Washington	W	23-7	40,198
Sept. 25	At Cleveland	W	34-28	74,814
Oct. 2	At Philadelphia	W	41-10	59,305
Oct. 9	N.Y. Giants	W	24-19	43,893
Oct. 16	Dallas	T	10-10	50,673
Oct. 23	At Washington	L	20-26	50,154
Oct. 31	Chicago	W	24-17	49,516
Nov. 6	At N.Y. Giants	W	20-17	62,967
Nov. 13	At Pittsburgh	L	9-30	28,552
Nov. 27	Pittsburgh	W	6-3	46,099
Dec. 4	At Dallas	L	17-31	76,965
Dec. 11	At Atlanta	L	10-16	57,169
Dec. 17	Cleveland	L	10-38	47,721

Home: 5-1-1 (317,166). Away: 3-4 (409,926). 264-265

USUAL STARTING LINEUP

Offense	Defense
WR Sonny Randle	LE Joe Robb
LT Bob Reynolds	LT Sam Silas
LG Irv Goode	RT Chuck Walker
Rick Sortun	RE Don Brumm
C Bob DeMarco	LLB Larry Stallings
Irv Goode	MLB Dale Meinert
RG Ken Gray	RLB Bill Koman
Rick Sortun	LCB Jim Burson
RT Ernie McMillan	Pat Fischer
TE Jackie Smith	RCB Abe Woodson
FL Bobby Joe Conrad	Jim Burson
QB Charley Johnson	LS Jerry Stovall
Terry Nofsinger	RS Larry Wilson
RB Johnny Roland	P Jackie Smith
FB Willis Crenshaw	
Prentice Gault	
K Jim Bakken	

TEAM STATISTICS

	Cards	Opp.
Total First Downs	212	209
Rushing	88	68
Passing	108	109
Penalty	16	32
Total Net Yards	3,541	3,492
Avg. Per Game	252.9	249.4
Total Plays	882	872
Avg. Per Play	4.0	4.0
Net Yards Rushing	1,601	1,192
Avg. Per Game	114.4	85.1
Total Rushes	458	377
Net Yards Passing	1,940	2,300
Avg. Per Game	138.6	164.3
Sacked/Yards Lost	38/352	52/433
Gross Yards	2,292	2,733
Att./Comp./Pct.	386/180/46.6	443/187/42.2
Had Intercepted	19	21
Punts/Average	81/35.1	85/41.3
Penalties/Yards	67/586	83/761
Fumbles/Lost	26/18	20/10
Touchdowns	28	28
Rushing	10	10
Passing	13	16
Returns	5	2

NOTES

Charley Winner named head coach ... team begins play in newly-opened Busch Memorial Stadium, featuring artificial turf and a seating capacity of 51,392 ... record crowd of 50,673 views 10-10 tie with Dallas on Oct. 16, an attendance mark that would stand for four seasons ... Cards begin season 7-1-1, but another injury to quarterback **Charley Johnson**, and subsequent injuries to wide receiver **Sonny Randle**, cornerback **Pat Fischer**, and offensive linemen **Bob DeMarco**, **Ken Gray**, and **Irv Goode** result in 8-5-1 mark ... safety **Larry Wilson** leads NFL with 10 interceptions and ties another mark with thefts in seven consecutive games ... Cardinals score just 52 points in final five games ... Cards are victims of Atlanta's first home victory as a new franchise, a 16-10 Falcon win Dec. 11.

1967 (6-7-1)

HEAD COACH CHARLEY WINNER

Sept. 17	N.Y. Giants	L	20-37	40,801
Sept. 24	At Pittsburgh	W	28-14	45,579
Oct. 1	Detroit	W	38-28	43,821
Oct. 8	At Minnesota	W	34-24	40,017
Oct. 15	At Cleveland	L	16-20	77,813
Oct. 22	Philadelphia	W	48-14	46,562
Oct. 30	Green Bay	L	23-31	49,792
Nov. 5	At Washington	W	27-21	50,480
Nov. 12	Pittsburgh	T	14-14	46,994
Nov. 19	At Chicago	L	3-30	47,417
Nov. 23	At Dallas	L	21-46	68,787
Dec. 3	New Orleans	W	31-20	41,171
Dec. 10	Cleveland	L	16-20	47,782
Dec. 17	At N.Y. Giants	L	14-37	62,955

Home: 3-3-1 (316,923). Away: 3-4 (393,048). 333-336

USUAL STARTING LINEUP

Offense	Defense
WR Billy Gambrell	LE Joe Robb
LT Bob Reynolds	LT Sam Silas
LG Irv Goode	RT Chuck Walker
C Bob DeMarco	RE Don Brumm
RG Ken Gray	Dave Long
RT Ernie McMillan	LLB Larry Stallings
TE Jackie Smith	MLB Dale Meinert
FL Bobby Joe Conrad	RLB Bill Koman
QB Jim Hart	LCB Pat Fischer
RB Johnny Roland	RCB Jim Burson
Prentice Gault	LS Jerry Stovall
K Jim Bakken	RS Larry Wilson
	P Chuck Latourette

TEAM STATISTICS

	Cards	Opp.
Total First Downs	248	216
Rushing	97	79
Passing	131	117
Penalty	20	20
Total Net Yards	4,780	4,185
Avg. Per Game	341.4	298.9
Total Plays	927	807
Avg. Per Play	5.2	5.2
Net Yards Rushing	1,839	1,502
Avg. Per Game	131.4	107.3
Total Rushes	472	410
Net Yards Passing	2,941	2,683
Avg. Per Game	210.1	191.6
Sacked/Yards Lost	24/229	37/340
Gross Yards	3,170	3,023
Att./Comp./Pct.	431/204/47.3	360/169/46.9
Had Intercepted	35	19
Punts/Average	62/40.8	81/39.0
Penalties/Yards	65/730	89/782
Fumbles/Lost	23/11	19/13
Touchdowns	36	46
Rushing	15	13
Passing	20	26
Returns	1	7

NOTES

NFL expands to 16 teams ... Cards join Century Division of the Eastern Conference with Cleveland, New York, and Pittsburgh ... wide receiver **Sonny Randle** is traded to San Francisco ... quarterback **Charley Johnson** and linebacker **Larry Stallings** are inducted into the Army two days before the first preseason game ... kicker **Jim Bakken** leads NFL with 117 points (most for a kicker) on 27-of-39 field goals and 36-of-36 extra points ... he also sets NFL single-game record with nine field-goal attempts (made seven) vs. Pittsburgh Sept. 24 ... tight end **Jackie Smith** posts 1,205 receiving yards on 56 receptions for club record and impressive 21.5-yard average per catch ... Cards finish 6-7-1 but witness startling debut of former taxi squad free agent from Southern Illinois, quarterback **Jim Hart** ... **John Omohundro**, then an assistant to trainer **Jack Rockwell**, begins a tenure with the Cards that lasted 41 years.



1968 (9-4-1)

HEAD COACH

CHARLEY WINNER

Sept. 16	L.A. Rams	L	13-24	49,575
Sept. 22	At San Francisco	L	17-35	27,557
Sept. 29	At New Orleans	W	21-20	79,021
Oct. 6	Dallas	L	10-27	48,296
Oct. 13	At Cleveland	W	27-21	79,349
Oct. 20	Washington	W	41-14	46,456
Oct. 27	New Orleans	W	31-17	45,476
Nov. 3	At Philadelphia	W	45-17	59,208
Nov. 10	Pittsburgh	T	28-28	45,432
Nov. 17	At Baltimore	L	0-27	60,238
Nov. 24	Atlanta	W	17-12	43,246
Dec. 1	At Pittsburgh	W	20-10	22,682
Dec. 8	At N.Y. Giants	W	28-21	62,709
Dec. 14	Cleveland	W	27-16	39,746

Home: 4-2-1 (318,409). Away: 5-2 (390,764).
325-289

TEAM STATISTICS

	Cards	Opp.
Total First Downs.....	245	238
Rushing	117	90
Passing	107	131
Penalty	21	17
Total Net Yards.....	4183	4419
Avg. Per Game	298.7	315.6
Total Plays	871	866
Avg. Per Play	4.8	5.1
Net Yards Rushing.....	1996	1558
Avg. Per Game	142.6	111.3
Total Rushes	463	423
Net Yards Passing.....	2187	2861
Avg. Per Game	156.2	204.4
Sacked/Yards Lost	23/202	44/400
Gross Yards	2,389	3,261
Att./Comp./Pct./385/169/43.9		
399/210/52.6		
Had Intercepted	20	13
Punts/Average.....	65/41.6	70/38.1
Penalties/Yards.....	66/708	71/728
Fumbles/Lost.....	24/11	19/8
Touchdowns.....	40	35
Rushing	22	10
Passing	16	23
Returns	2	2

SCORE BY PERIOD

	Q1	Q2	Q3	Q4	OT	Pts.
Team	47	74	83	121	0	325
Opponents	82	60	93	54	0	289

SCORING

	TD	R	P	R	PAT	FG	S	Pts.
Bakken	0	0	0	0	40/40	15/24	0	85
Crenshaw	7	6	1	0	0/0	0/0	0	42
Shivers	7	4	3	0	0/0	0/0	0	42
Hart	6	6	0	0	0/0	0/0	0	36
Williams	6	0	6	0	0/0	0/0	0	36
Smith	5	3	2	0	0/0	0/0	0	30
Conrad	4	0	4	0	0/0	0/0	0	24
Roland	2	2	0	0	0/0	0/0	0	12
Brumm	*1	0	0	0	0/0	0/0	0	6
Edwards	1	1	0	0	0/0	0/0	0	6
Latourette	1	0	0	1	0/0	0/0	0	6
Team	40	22	16	1	40/40	15/24	0	325
Opponents	35	10	23	2	34/35	13/30	0	289

*Includes one fumble recovery for touchdown.

PASSING

	Att.	Comp.	Yds.	Comp. %	Yds./Att.	TD	TD%	Int.	Int. %	Long	Sack/Lost	Rating
Hart	316	140	2,059	44.3	6.52	15	4.7	18	5.7	80t	/129	58.4
Johnson	67	29	330	43.3	4.93	1	1.5	1	1.5	30	/64	57.4
Roland	1	0	0	0.0	0.0	0	0.0	0	0.0	0	/0	39.5
Latourette	1	0	0	0.0	0.0	0	0.0	0	0.0	0	/0	39.5
Team	385	169	2,389	43.9	6.21	16	4.1	19	4.9	80t	23/202	57.8
Opponents	399	210	3,261	52.6	8.17	23	5.7	13	3.2	85t	44/400	85.6

RUSHING

	No.	Yds.	Avg.	Long	TD
Crenshaw	203	813	4.0	66t	6
Roland	121	455	3.8	45	2
Edwards	31	214	6.9	42	1
Shivers	44	184	4.2	42t	4
Smith	12	163	13.6	37	3
Lane	23	74	3.2	11	0
Williams	3	47	15.7	43	0
Hart	19	20	1.1	3	6
Latourette	1	15	15.0	15	0
Wilson	1	12	12.0	12	0
Johnson	5	-1	0	2	0
Team	463	1,996	4.3	66t	22
Opponents	423	1,558	3.7	—	10

RECEIVING

	No.	Yds.	Avg.	Long	TD
Smith	49	789	16.1	65t	2
Williams	43	682	15.9	71t	6
B. Joe Conrad	32	449	14.0	80t	4
Crenshaw	23	232	10.1	42	1
Shivers	9	103	11.4	40t	3
Roland	8	97	12.1	40	0
Daanen	4	35	8.8	15	0
Edwards	1	2	2.0	2	0
Team	169	2,389	14.1	80t	16
Opponents	210	3,261	15.6	—	23

INTERCEPTIONS

	No.	Yds.	Avg.	Long	TD
Wilson	4	14	3.5	8	0
Sanders	3	6	2.0	6	0
Rivers	2	22	11.0	14	0
Atkins	2	0	0.0	0	0
Clark	1	15	15.0	15	0
Keys	1	8	8.0	8	0
Team	13	65	5.0	15	0
Opponents	20	173	8.7	32	0

PUNT RETURNS

	Ret.	FC	Yds.	Avg.	Long	TD
Latourette	28	11	*345	12.3	86t	1
Roland	2	9	11	5.5	8	0
Wilson	0	1	0	0.0	0	0
Team	30	21	356	11.9	86t	1
Opponents	36	—	266	7.4	—	1

*Team record

KICKOFF RETURNS

	No.	Yds.	Avg.	Lg	Blk.
Latourette	**46	*1,237	26.9	75	0
Crenshaw	6	104	17.3	25	0
Shivers	3	63	21.0	23	0
Long	1	0	0.0	0	0
Team	56	1,404	25.1	75	0
Opponents	56	1,303	23.3	94	—

**NFL and team record

PUNTING

	No.	Yds.	Avg.	Lg	Blk.
Latourette	65	2,701	41.6	55	0
Team	65	2,701	41.6	55	0
Opponents	70	2,668	38.1	—	—

FIELD GOALS

	1-19	20-29	30-39	40-49	50+
Bakken	2-2	7-7	3-6	3-8	0-1
Team	2-2	7-7	3-6	3-8	0-1
Opponents	5-5	4-7	3-10	1-8	2-3

USUAL STARTING LINEUP

Offense	Defense
WR..... Dave Williams	LE..... Don Brumm
LT..... Bob Reynolds	LT..... Fred Heron
LG..... Irv Goode	RT..... Bob Rowe
RG..... Bob DeMarco	RE..... Chuck Walker
C..... Ken Gray	LLB.. Larry Stallings
RT..... Ernie McMillan	Ernie Clark
TE..... Jackie Smith	MLB..... Jamie Rivers
FL.. Bobby Joe Conrad	Mike Strofolino
QB..... Jim Hart	RLB.. Dave Meggsey
RB..... Johnny Roland	LCB.. Robert Atkins
Willis Crenshaw	RCB.. Lonnie Sanders
K..... Jim Bakken	LS..... Mike Barnes
	Jerry Stovall
	RS..... Larry Wilson
	P...Chuck Latourette

NOTES

After a 1-3 start, Cards roll to 8-1-1 mark in the final 10 contests to finish 9-4-1 ... punter/defensive back **Chuck Latourette** sets NFL mark with 46 kickoff returns for 1,237 yards ... Cards' 22 rushing touchdowns most since 1949 ... Cards send nine players to the Pro Bowl, including four of the five starting offensive linemen—center **Bob DeMarco**, guards **Irv Goode** and **Ken Gray**, and tackle **Ernie McMillan** ... the fifth lineman—tackle **Bob Reynolds**—is named in '67 and again in '69 ... tight end **Jackie Smith**, in addition to catching 49 passes for a 16.1-yard average, perfects the end-around play, averaging 13.6 yards on 12 carries (163 yards) with three touchdowns (36, 34, 11 yards).

FINAL NFC CENTURY STANDINGS

Team	W	L	T	Pct.	Pts.	OP
Cleveland	10	4	0	.714	394	273
St. Louis	9	4	1	.692	325	289
New Orleans	4	9	1	.308	246	327
Pittsburgh	2	11	1	.154	244	397



1969 (4-9-1)

HEAD COACH CHARLEY WINNER

Sept. 21 At Dallas	L	3-24	62,134
Sept. 28 Chicago	W	20-17	50,039
Oct. 5 At Pittsburgh	W	27-14	45,011
Oct. 12 At Washington	L	17-33	50,481
Oct. 19 Minnesota	L	10-27	49,430
Oct. 26 At Cleveland	T	21-21	81,186
Nov. 2 New Orleans	L	42-51	46,718
Nov. 9 N.Y. Giants	W	42-17	49,194
Nov. 16 At Detroit	L	0-20	51,749
Nov. 23 Philadelphia	L	30-34	45,512
Nov. 30 Pittsburgh	W	47-10	43,721
Dec. 7 At N.Y. Giants	L	6-49	62,973
Dec. 14 Cleveland	L	21-27	44,924
Dec. 21 At Green Bay	L	28-45	50,861

314-389

Home: 3-4 (329,538). Away: 1-5-1 (404,395).

TEAM STATISTICS

	Cards	Opp.
Total First Downs	224	289
Rushing	83	83
Passing	125	185
Penalty	16	21
Total Net Yards	4185	5176
Avg. Per Game	298.9	369.7
Total Plays	833	936
Avg. Per Play	5.0	5.5
Net Yards Rushing	1446	1644
Avg. Per Game	103.2	117.4
Total Rushes	382	438
Net Yards Passing	2739	3532
Avg. Per Game	195.6	252.2
Sacked/Yards Lost	21/201	33/220
Gross Yards	2,940	3,752
Att./Comp./Pct./320/216/50.2465/260/55.9		
Had Intercepted	25	15
Punts/Average	73/37.6	67/40.4
Penalties/Yards	72/765	71/773
Fumbles/Lost	24/10	19/12
Touchdowns	40	48
Rushing	17	10
Passing	19	38
Returns	4	0

SCORE BY PERIOD

	Q1	Q2	Q3	Q4	OT	Pts.
Team	83	53	49	129	0	314
Opponents	73	106	118	92	0	389

SCORING

	TD	R	P	R	PAT	FG	S	Pts.
Bakken	0	0	0	0	38/40	12/24	0	74
Gilliam	10	0	9	1	0/0	0/0	0	60
Williams	7	0	7	0	0/0	0/0	0	42
Roland	6	5	1	0	0/0	0/0	0	36
Crenshaw	3	3	0	0	0/0	0/0	0	18
Edwards	3	3	0	0	0/0	0/0	0	18
Shivers	3	2	1	0	0/0	0/0	0	18
Hart	2	2	0	0	0/0	0/0	0	12
Johnson	1	1	0	0	0/0	0/0	0	6
Lane	1	1	0	0	0/0	0/0	0	6
Rowe	1	0	1	0	0/0	0/0	0	6
Smith	1	0	1	0	0/0	0/0	0	6
Stallings	1	0	0	1	0/0	0/0	0	6
Wilson	1	0	0	1	0/0	0/0	0	6
Team	40	17	19	4	38/40	12/24	0	314
Opponents	48	10	38	0	47/48	13/10389		

PASSING

	Att.	Comp.	Yds.	Comp. %	Yds./Att.	TD	TD%	Int.	Int. %	Long	Sack/Lost	Rating
Johnson	260	131	1,847	50.4	7.10	13	5.0	13	5.0	84t	11/101	69.5
Hart	169	84	1,086	49.7	6.43	6	3.5	12	7.1	60t	10/100	52.4
Hill	1	1	7	100.0	7.00	0	0.0	0	0.0	7	0/0	95.8
Team	430	216	2,940	50.2	6.84	19	4.2	25	5.8	84t	21/201	62.2
Opponents	465	260	3,752	55.9	8.07	38	8.2	15	3.2	82t	33/220	96.3

RUSHING

	No.	Yds.	Avg.	Long	TD
Edwards	107	504	4.7	48	3
Roland	138	498	3.6	21	5
Crenshaw	55	172	3.1	26t	3
Shivers	27	115	4.3	15	2
Lane	25	93	3.7	13	1
Johnson	17	51	3.0	15	1
Hart	7	16	2.3	10	2
Williams	1	1	1.0	1	0
Smith	4	0	0	9	0
Gilliam	1	-4	0	0	0
Team	382	1,446	3.8	48	17
Opponents	438	1,644	3.8	54	10

RECEIVING

	No.	Yds.	Avg.	Long	TD
Williams	56	702	12.5	61	7
Gilliam	52	997	19.2	84t	9
Smith	43	561	13.1	34	1
Edwards	23	309	13.4	37	0
Roland	12	136	11.3	23	1
Crenshaw	11	94	8.5	31	0
Lane	9	61	6.8	14	0
Shivers	7	61	8.7	26	1
Daanen	2	12	6.0	7	0
Brown	1	7	7.0	7	0
Team	216	2,940	13.6	84t	19
Opponents	260	3,752	13.1	82t	38

INTERCEPTIONS

	No.	Yds.	Avg.	Long	TD
Atkins	3	74	24.7	42	0
Wehrli	3	44	14.7	44	0
Wright	2	41	20.5	21	0
Rowe	2	19	9.5	18t	1
Wilson	2	15	7.5	15	0
Stovall	1	28	28.0	28	0
Brown	1	21	21.0	21	0
Rosema	1	3	3.0	3	0
Team	15	245	16.3	44	1
Opponents	25	202	8.0	48	0

PUNT RETURNS

	Ret.	FC	Yds.	Avg.	Long	TD
R. Wehrli	13	4	65	5.0	25	0
J. Roland	10	4	53	5.3	8	0
R. Shivers	9	2	44	4.9	9	0
T. Brown	6	1	39	6.5	35	0
Team	38	11	201	5.3	35	0
Opponents	35	18	158	4.5	30	0

KICKOFF RETURNS

	No.	Yds.	Avg.	Long	TD
Lane	20	523	26.2	69	0
Brown	15	320	21.3	28	0
Gilliam	11	339	30.8	100t	1
Shivers	10	205	20.5	35	0
Wehrli	1	18	18.0	18	0
Wilson	4	66	16.5	24	0
Crenshaw	4	34	8.5	18	0
Olerich	2	2	2.0	2	0
Team	67	1,507	22.5	100t	1
Opponents	49	1,007	20.5	86	0

PUNTING

	No.	Yds.	Avg.	Lg	Blk.
Hill	73	2,746	37.6	57	1
Team	73	2,746	37.6	57	1
Opponents	67	2,710	40.4	66	1

FIELD GOALS

	1-19	20-29	30-39	40-49	50+
Bakken	2-2	4-8	3-4	3-7	0-3
Team	2-2	4-8	3-4	3-7	0-3
Opponents	5-	7-	3-	3-	0-

USUAL STARTING LINEUP

Offense	Defense
WR.....Dave Williams	LE.....Rolf Krueger
LT.....Bob Reynolds	RT.....Fred Heron
LG.....Irv Goode	RLT.....Bob Rowe
C.....Bob DeMarco	RE.....Chuck Walker
RG.....Ken Gray	LLB...Larry Stallings
RT.....Ernie McMillan	MLB....Jamie Rivers
TE.....Jackie Smith	Chip Healy
WR.....John Gilliam	RLB..Rocky Rosema
QB...Charley Johnson	Dave Meggyssey
Jim Hart	LCB....Roger Wehrli
RB....Johnny Roland	RCB.....Nate Wright
Cid Edwards	Robert Atkins
Willis Crenshaw	LS.....Jerry Stovall
K.....Jim Bakken	RS.....Larry Wilson
	P.....King Hill

NOTES

Injuries decimate the team as 11 players undergo surgery ... Cards limp to 4-9-1 mark as offense manages just 193 points, fewest since 1954 (183) ... defense is particularly hobbled by injuries, allowing team-record 389 points that will stand for 15 seasons ... safety **Larry Wilson** sets team mark with 88-yard fumble return for a touchdown at Green Bay Dec. 21 that stands until 2000 ... Cards and Saints combine for NFL-record 12 touchdown passes in 51-42 New Orleans victory in Busch Stadium Nov. 2 ... the combined 93 points is just 10 shy of the all-time NFL combined single-game scoring mark as quarterbacks **Charley Johnson** (Cardinals) and **Billy Kilmer** (Saints) each toss six touchdown passes to set Cards individual and opponent marks.

FINAL NFC CENTURY STANDINGS

Team	W	L	T	Pct.	Pts.	OP
Cleveland	10	3	1	.769	351	300
N.Y. Giants	6	8	0	.429	264	298
St. Louis	4	9	1	.308	314	389
Pittsburgh	1	13	0	.071	218	404



1970 (8-5-1)

HEAD COACH CHARLEY WINNER

Sept. 18 At L.A. Rams	L	13-34	63,130
Sept. 27 Washington	W	27-17	44,246
Oct. 4 Dallas	W	20-7	50,780
Oct. 11 New Orleans	W	24-17	45,294
Oct. 18 At Philadelphia	W	35-20	59,002
Oct. 25 At N.Y. Giants	L	17-35	62,984
Nov. 1 Houston	W	44-0	47,911
Nov. 8 Boston	W	31-0	46,466
Nov. 16 At Dallas	W	38-0	69,323
Nov. 22 At Kansas City	T	6-6	50,711
Nov. 29 Philadelphia	W	23-14	46,581
Dec. 6 At Detroit	L	3-16	56,362
Dec. 13 N.Y. Giants	L	17-34	50,845
Dec. 20 At Washington	L	27-28	50,415
325-228			

Home: 6-1 (332,123). Away: 2-4-1 (411,927).

TEAM STATISTICS

	Cards	Opp.
Total First Downs.....	226	242
Rushing	110	96
Passing	104	116
Penalty	12	30
Total Net Yards.....	4472	3869
Avg. Per Game	319.4	276.3
Total Plays	845	894
Avg. Per Play	5.3	4.3
Net Yards Rushing.....	1998	1762
Avg. Per Game	142.7	125.9
Total Rushes	429	472
Net Yards Passing.....	2474	2107
Avg. Per Game	176.7	150.5
Sacked/Yards Lost	26/216	40/309
Gross Yards	2,690	2,416
Att./Comp./Pct. 390/178/45.6382/183/47.9		
Had Intercepted	19	21
Punts/Average.....	65/40.9	80/40.0
Penalties/Yards.....	84/896	68/659
Fumbles/Lost.....	24/15	20/14
Touchdowns.....	38	27
Rushing	18	10
Passing	16	16
Returns	4	1

SCORE BY PERIOD

	Q1	Q2	Q3	Q4	OT	Pts.
Team	56	91	77	101	0	325
Opponents	58	71	23	76	0	228

SCORING

	TD	R	P	R	PAT	FG	S	Pts.
Bakken	0	0	0	0	37/38	20/32	0	97
Lane	13	11	2	0	0/0	0/0	0	78
Gilliam	6	1	5	0	0/0	0/0	0	36
Roland	5	3	1	1	0/0	0/0	0	30
Smith	4	0	4	0	0/0	0/0	0	24
Williams	3	0	3	0	0/0	0/0	0	18
Edwards	2	1	1	0	0/0	0/0	0	12
Shivers	2	2	0	0	0/0	0/0	0	12
Farr	1	0	0	1	0/0	0/0	0	6
Latourette	1	0	0	1	0/0	0/0	0	6
Parish	1	0	0	1	0/0	0/0	0	6
Team	38	18	16	4	37/38	20/32	0	325
Opponents	27	10	16	1	27/27	13/20	0	228

PASSING

	Att.	Comp.	Yds.	Comp. %	Yds./Att.	TD	TD%	Int.	Int. %	Long	Sack/Lost	Rating
Hart	373	171	2,576	45.8	6.90	14	3.7	18	4.8	79	26/216	61.1
Beathard	17	7	114	41.2	6.71	2	1.2	1	5.9	58t	0/0	43.8
Team	390	178	2,690	45.6	6.89	16	4.1	19	4.9	79	26/216	62.0
Opponents	382	183	2,416	47.9	6.33	16	4.2	21	5.5	59	40/309	59.4

RUSHING

	No.	Yds.	Avg.	Long	TD
Lane	206	977	4.7	75	11
Roland	94	392	4.2	20	3
Edwards	70	350	5.0	22	1
Shivers	24	98	4.1	29t	2
Gilliam	5	68	13.6	48t	1
Smith	5	43	8.6	26	0
Latourette	2	38	19.0	33	0
Hart	18	18	1.0	4	0
Brown	1	8	8.0	8	0
Pittman	2	4	2.0	2	0
Beathard	2	2	1.0	2	0
Team	429	1,998	4.7	75	18
Opponents	472	1,762	3.8	57t	10

RECEIVING

	No.	Yds.	Avg.	Long	TD
Gilliam	45	953	21.1	79	5
Smith	37	687	18.6	59t	4
Lane	32	365	11.4	78t	2
Williams	23	364	15.8	58t	3
Edwards	19	150	7.8	39	1
Roland	17	96	5.6	20	1
Shivers	3	44	14.7	22	0
Daanen	2	31	15.5	22	0
Team	178	2,690	15.1	79	16
Opponents	183	2,416	13.2	59	16

INTERCEPTIONS

	No.	Yds.	Avg.	Long	TD
Wehrli	6	50	8.3	41	0
Wilson	5	72	14.4	22	0
Farr	5	38	7.6	19t	1
Stovall	2	45	22.5	27	0
Parish	1	41	41.0	41t	1
Stallings	1	9	9.0	9	0
Wright	1	0	0.0	0	0
Team	21	255	12.1	41t	2
Opponents	19	276	14.5	59	0

PUNT RETURNS

	Ret.	FC	Yds.	Avg.	Long	TD
Latourette	30	12	171	5.7	16	0
Roland	10	10	140	14.0	74t	1
Wehrli	1	1	4	4.0	4	0
Brown	0	1	0	0.0	0	0
Team	41	24	315	7.7	74t	1
Opponents	26	20	90	3.5	13	0

KICKOFF RETURNS

	No.	Yds.	Avg.	Long	TD
Latourette	13	254	19.5	24	0
Pittman	10	237	23.7	32	0
Wright	8	156	19.5	24	0
Gilliam	5	107	21.4	26	0
White	3	65	21.7	28	0
Roland	3	40	13.3	20	0
Shivers	2	35	17.5	19	0
Brown	2	32	16.0	18	0
Wilson	1	0	0.0	0	0
Team	47	926	19.7	32	0
Opponents	54	1,262	23.4	98t	1

PUNTING

	No.	Yds.	Avg.	Long	Blk.
Latourette	65	2,659	40.9	59	0
Team	65	2,659	40.9	59	0
Opponents	80	3,199	40.0	55	0

FIELD GOALS

	1-19	20-29	30-39	40-49	50+
Bakken	4-4	3-6	7-7	6-11	0-4
Team	4-4	3-6	7-7	6-11	0-4
Opponents	5-5	3-5	4-8	1-2	0-6

USUAL STARTING LINEUP

Offense	Defense
WR... Dave Williams	LE... Rolf Krueger
LT... Bob Reynolds	LT... Fred Heron
LG... Irv Goode	RT... Bob Rowe
C... Wayne Mulligan	RE... Chuck Walker
RG... Clyde Williams	Joe Schmiesing
RT... Ernie McMillan	LLB... Larry Stallings
TE... Jackie Smith	MLB... Jamie Rivers
WR... John Gilliam	RLB... Don Parish
QB... Jim Hart	LCB... Miller Farr
RB... Cid Edwards	RCB... Roger Wehrli
Johnny Roland	LS... Jerry Stovall
RB... MacArthur Lane	RS... Larry Wilson
K... Jim Bakken	P... Chuck Latourette

NOTES

The merger of the NFL and AFL places the Cards in the Eastern Division of the NFC with Dallas, New York Giants, Philadelphia, and Washington ... after a loss in the season-opener, Cards roll to 8-1-1 mark in the next 10 games but falter with three losses to end the season 8-5-1 ... running back MacArthur Lane earns Pro Bowl honors and leads NFL rushers with 4.7-yard average per carry and 11 touchdowns ... Cards hand Cowboys surprising 38-0 pasting in Dallas before national television audience on "Monday Night Football" Nov. 16 ... cornerback Roger Wehrli begins string of six consecutive Pro Bowl appearances.

FINAL NFC EAST STANDINGS

Team	W	L	T	Pct.	Pts.	OP
Dallas	10	4	0	.714	299	221
N.Y. Giants	9	5	0	.643	301	270
St. Louis	8	5	1	.615	325	228
Washington	6	8	0	.429	297	314
Philadelphia	3	10	1	.231	241	332



ARIZONA CARDINALS

1971 (4-9-1)

HEAD COACH BOB HOLLWAY

Sept. 19	Washington	L	17-24	46,805
Sept. 27	N.Y. Jets	W	17-20	50,400
Oct. 3	N.Y. Giants	L	20-21	49,571
Oct. 10	At Atlanta	W	26-9	58,850
Oct. 17	At Washington	L	0-20	53,041
Oct. 24	San Francisco	L	24-26	50,419
Oct. 31	At Buffalo	W	28-23	40,040
Nov. 7	Dallas	L	13-16	50,486
Nov. 15	At San Diego	L	17-20	46,486
Nov. 21	Philadelphia	L	20-37	48,658
Nov. 28	At N.Y. Giants	W	24-7	62,878
Dec. 5	Green Bay	T	16-16	50,443
Dec. 12	At Philadelphia	L	7-19	65,358
Dec. 18	At Dallas	L	12-31	66,672
231-279				

Home: 1-5-1 (346,740). Away: 3-4 (393,325).

TEAM STATISTICS

	Cards	Opp.
Total First Downs.....	212	244
Rushing	86	109
Passing	109	120
Penalty	17	15
Total Net Yards.....	4001	4365
Avg. Per Game	285.5	311.8
Total Plays	821	881
Avg. Per Play	4.9	5.0
Net Yards Rushing.....	1530	1985
Avg. Per Game	109.3	141.8
Total Rushes	417	486
Net Yards Passing.....	2471	2380
Avg. Per Game	176.5	170.0
Sacked/Yards Lost	19/185	20/166
Gross Yards	2,656	2,546
Att./Comp./Pct.	385/170/44.2	375/212/56.5
Had Intercepted	26	17
Punts/Average.....	61/38.8	58/40.4
Penalties/Yards.....	66/643	79/831
Fumbles/Lost.....	35/20	28/16
Touchdowns.....	24	29
Rushing	8	10
Passing	14	12
Returns	2	7

SCORE BY PERIOD

	Q1	Q2	Q3	Q4	OT	Pts.
Team	54	89	37	51	0	231
Opponents	61	73	49	96	0	279

SCORING

	TD	R	P	R	PAT	FG	S Pts.
Bakken	0	0	0	0	24/24	32/0	87
Edwards	4	4	0	0	0/0	0/0	24
Gray	4	0	4	0	0/0	0/0	24
Smith	4	0	4	0	0/0	0/0	24
Gilliam	3	0	3	0	0/0	0/0	18
Lane	3	3	0	0	0/0	0/0	18
McFarland	2	0	2	0	0/0	0/0	12
Hoey	1	0	0	1	0/0	0/0	6
Shivers	1	1	0	0	0/0	0/0	6
Stallings	1	0	0	1	0/0	0/0	6
Williams	1	0	1	0	0/0	0/0	6
Team	24	8	14	2	24/24	32/0	231
Opponents	29	10	12	7	28/29	25/39	1

*Includes safety.

PASSING

	Att.	Comp.	Yds.	Comp. %	Yds./Att.	TD	TD%	Int.	Int. %	Long	Sack/Lost	Rating
Hart	243	110	1,626	45.2	6.69	8	3.2	14	5.7	57t	13/139	54.5
Beathard	141	60	1,030	42.5	7.30	6	4.2	12	8.5	80t	6/46	46.5
Shivers	1	0	0	0.0	0.00	0	0.0	0	0.0	0	0/0	39.5
Team	385	170	2,656	44.1	6.90	14	3.6	26	6.7	80t	19/185	51.6
Opponents	375	212	2,546	56.5	6.79	12	3.2	17	4.5	69t	20/166	69.4

RUSHING

	No.	Yds.	Avg.	Long	TD
Lane	150	592	3.9	40t	3
Edwards	108	316	2.9	14	4
Roland	78	278	3.6	16	0
Shivers	55	202	3.7	10	1
Gray	2	56	28.0	38	0
Beathard	4	29	7.3	15	0
Latourette	3	19	6.3	20	0
Gilliam	2	16	8.0	12	0
Smith	1	10	10.0	10	0
Hart	13	9	0.7	3	0
White	1	3	3.0	3	0
Team	417	1,530	3.7	40t	8
Opponents	486	1,985	4.1	53t	10

RECEIVING

	No.	Yds.	Avg.	Long	TD
Gilliam	42	837	19.9	54	3
Lane	29	298	10.3	34	0
Smith	21	379	18.0	61t	4
Gray	18	534	29.7	80t	4
Roland	15	108	7.2	15	0
Williams	12	182	15.2	37	1
Edwards	12	122	10.2	38	0
Shivers	10	76	7.6	19	0
McFarland	5	54	10.8	21	2
Hyatt	4	58	14.5	30	0
Stegent	1	12	12.0	12	0
Reynolds	1	-4	0	0	0
Team	170	2,656	15.6	80t	14
Opponents	212	2,546	12.0	69t	12

INTERCEPTIONS

	No.	Yds.	Avg.	Long	TD
Wilson	4	46	11.5	23	0
Thompson	4	45	11.3	25	0
Stovall	2	20	10.0	20	0
Farr	2	13	6.5	13	0
Wehrli	2	11	5.5	6	0
Stallings	1	26	26.0	26t	1
McGill	1	19	19.0	19	0
Hackbart	1	11	11.0	11	0
Team	17	191	11.2	26t	1
Opponents	26	358	13.6	44	0

PUNT RETURNS

	Ret.	FC	Yds.	Avg.	Long	TD
Wehrli	9	3	84	9.3	34	0
Willingham	10	9	84	8.4	19	0
Thompson	5	1	27	5.4	11	0
Roland	3	3	10	3.3	8	0
Gilliam	1	0	21	21.0	21	0
Stallings	1	0	8	8.0	8	0
Dickson	1	0	0	0.0	0	0
Team	30	16	234	7.8	34	0
Opponents	24	21	160	6.7	61t	1

KICKOFF RETURNS

	No.	Yds.	Avg.	Long	TD
Gray	30	740	24.7	65	0
Hoey	9	251	27.9	103t	1
Thompson	7	182	26.0	45	0
Willingham	6	125	20.8	56	0
Edwards	2	41	20.5	21	0
Roland	2	24	12.0	17	0
Dierdorf	1	0	0	0	0
Stegent	1	0	0	0	0
Team	58	1,363	23.5	103t	1
Opponents	54	1,318	24.4	93t	1

PUNTING

	No.	Yds.	Avg.	Long	Blk.
Latourette	56	2,157	38.5	55	1
Bakken	5	207	41.4	44	0
Team	61	2,364	38.8	55	1
Opponents	58	2,343	40.4	58	0

FIELD GOALS

	1-19	20-29	30-39	40-49	50+
Bakken	5-5	8-13	5-6	3-7	0-1
Team	5-5	8-13	5-6	3-7	0-1
Opponents	7-7	12-15	1-4	4-9	1-4

USUAL STARTING LINEUP

Offense	Defense
WR... Dave Williams	LE... Ron Yankowski
Mel Gray	LT... Rolf Krueger
LT... Bob Reynolds	Fred Heron
LG... Irv Goode	RT... Bob Rowe
C... Tom Banks	RE... Joe Schmiesing
Wayne Mulligan	Charles Walker
RG... Clyde Williams	LLB... Larry Stallings
Dan Dierdorf	MLB... Jamie Rivers
RT... Ernie McMillan	RLB... Mike McGill
TE... Jackie Smith	Rick Ogle
Jim McFarland	LCB... Miller Farr
WR... John Gilliam	RCB... Roger Wehrli
QB... Jim Hart	Norm Thompson
Pete Beathard	LS... Jerry Stovall
RB... McArthur Lane	Larry Wilson
RB... Johnny Roland	RS... Larry Wilson
Cid Edwards	Roger Wehrli
K... Jim Bakken	P... Chuck Latourette

NOTES

Bob Hollway named head coach ... Cards draft cornerback Norm Thompson, offensive lineman Dan Dierdorf, and wide receiver Mel Gray ... Thompson will start for seven seasons, Dierdorf becomes six-time Pro Bowler and member of Pro Football Hall of Fame, and Gray logs 12 seasons, highlighted by a stretch of receptions in 121 consecutive games from 1973-82 ... Eagles' kicker Tom Dempsey sets then Card opponent record with 54-yard field goal Dec. 12 ... Gray completes rookie season with eye-popping averages of 28 yards on two rushing attempts, 29.7 yards on 18 pass receptions with four touchdowns, and 24.7 yards on 30 kickoff returns.

FINAL NFC EAST

STANDINGS

Team	W	L	T	Pct.	Pts.	OP
Dallas	11	3	0	.786	406	222
Washington	9	4	1	.692	276	190
Philadelphia	6	7	1	.462	221	302
St. Louis	4	9	1	.308	231	279
N.Y. Giants	4	10	0	.286	228	362



1972 (4-9-1)

HEAD COACH BOB HOLLWAY

Sept. 17	At Baltimore	W	10-3	53,652
Sept. 24	At Washington	L	10-24	53,039
Oct. 1	Pittsburgh	L	19-25	49,140
Oct. 8	At Minnesota	W	19-17	49,687
Oct. 15	Washington	L	3-33	50,454
Oct. 22	At N.Y. Giants	L	21-27	62,756
Oct. 29	Chicago	L	10-27	50,464
Nov. 5	At Philadelphia	T	6-6	65,720
Nov. 12	At Dallas	L	24-33	65,218
Nov. 19	N.Y. Giants	L	7-13	48,014
Nov. 27	At Miami	L	10-31	80,010
Dec. 3	Dallas	L	6-27	49,878
Dec. 10	L.A. Rams	W	24-14	36,873
Dec. 17	Philadelphia	W	24-23	34,872

193-303
Home: 2-5 (319,695). Away: 2-4-1 (430,082).

TEAM STATISTICS

	Cards	Opp.
Total First Downs.....	181	276
Rushing.....	68	119
Passing.....	102	138
Penalty.....	11	19
Total Net Yards.....	3267	4739
Avg. Per Game.....	233.4	338.5
Total Plays.....	754	935
Avg. Per Play.....	4.5	5.1
Net Yards Rushing.....	1229	2189
Avg. Per Game.....	87.8	156.4
Total Rushes.....	361	548
Net Yards Passing.....	2038	2550
Avg. Per Game.....	145.6	182.1
Sacked/Yards Lost.....	30/221	22/183
Gross Yards.....	2,259	2,733
Att./Comp./Pct.363/171/47.1365/221/60.6		
Had Intercepted.....	23	11
Punts/Average.....	73/39.3	48/39.4
Penalties/Yards.....	64/582	68/645
Fumbles/Lost.....	43/16	31/16
Touchdowns.....	22	31
Rushing.....	9	11
Passing.....	11	15
Returns.....	2	5

SCORE BY PERIOD

	Q1	Q2	Q3	Q4	OT	Pts.
Team	20	79	56	38	0	193
Opponents	36	92	75	100	0	303

SCORING

	TD	R	P	R	PAT	FG	S	Pts.
Bakken	0	0	0	0	19/22	14/20	61	
Anderson	6	4	2	0	0/0	0/0	0	36
Roland	4	2	2	0	0/0	0/0	0	24
Moore	3	0	3	0	0/0	0/0	0	18
Burns	2	2	0	0	0/0	0/0	0	12
Gillette	2	0	2	0	0/0	0/0	0	12
Smith	2	0	2	0	0/0	0/0	0	12
Thompson	2	0	2	0	0/0	0/0	0	12
Hayden	1	1	0	0	0/0	0/0	0	6
Team	22	9	11	2	19/22	14/20	193	
Opponents	55	31	11	15	31/32	18/130	303	

PASSING

	Att.	Comp.	Yds.	Comp. %	Yds./Att.	TD	TD%	Int.	Int. %	Long	Sack/Lost	Rating
Cuzzo	158	69	897	43.7	5.67	5	3.1	11	6.9	68t	13/89	43.6
Hart	119	60	857	50.4	7.20	5	4.2	5	4.2	98	7/56	70.5
Galder	79	40	434	50.6	5.49	1	1.2	7	8.8	71	10/76	34.4
Anderson	3	2	71	66.7	23.66	0	0.0	0	0.0	38	0/0	109.7
Wilson	2	0	0	0.0	0.0	0	0.0	0	0.0	0	0/0	39.6
Smith	2	0	0	0.0	0.0	0	0.0	0	0.0	0	0/0	39.6
Team	363	171	2,259	47.1	6.22	11	3.0	23	6.3	98	30/221	51.0
Opponents	365	221	2,733	60.6	7.48	15	4.1	11	3.0	73t	22/18	84.9

RUSHING

	No.	Yds.	Avg.	Long	TD
Anderson	153	536	3.5	19	4
Roland	105	414	3.9	18	2
Burns	26	69	2.7	16	2
Moore	9	44	4.9	15	0
Baynham	17	43	2.5	11	0
Smith	5	31	6.2	17	0
Galder	9	28	3.1	16	0
Hart	9	17	2.9	8	0
Woodeshick	5	14	2.8	6	0
Shivers	5	12	2.4	9	0
Hayden	8	11	1.4	5	1
Cuzzo	4	7	1.8	9	0
Butler	6	3	0.5	5	0
Team	361	1,229	3.4	19	9
Opponents	548	2,189	3.8	28	11

RECEIVING

	No.	Yds.	Avg.	Long	TD
Roland	38	321	8.4	27	2
Gillette	33	550	16.7	65t	2
Moore	29	500	17.2	98	3
Anderson	28	298	10.4	56	2
Smith	26	407	15.7	71	2
Burns	6	24	4.0	12	0
Gray	3	62	20.7	33	0
Hyatt	2	32	16.0	25	0
Shivers	1	20	20.0	20	0
Hayden	1	17	17.0	17	0
Baynham	1	10	10.0	10	0
Butler	1	8	8.0	8	0
Wicks	1	8	8.0	8	0
Woodeshick	1	2	2.0	2	0
Team	271	2,259	13.2	98	11
Opponents	221	2,733	12.4	73t	15

INTERCEPTIONS

	No.	Yds.	Avg.	Long	TD
Wilson	3	35	13.7	24	0
Farr	3	21	7.0	21	0
McGill	2	28	14.0	26	0
Hackbart	1	22	22.0	22	0
Staggs	1	7	7.0	7	0
Thompson	1	5	5.0	5	0
Team	11	118	10.7	26	0
Opponents	23	289	12.6	41	3

PUNT RETURNS

	Ret.	FC	Yds.	Avg.	Long	TD
Willingham	9	6	41	4.6	13	0
Wehrli	5	6	24	4.8	22	0
Gray	2	3	-4	-2.0	0	0
Team	16	15	61	3.8	22	0
Opponents	37	22	144	3.9	18	0

KICKOFF RETURNS

	No.	Yds.	Avg.	Long	TD
Moore	20	437	21.9	37	0
Gray	17	378	22.2	29	0
Willingham	9	194	21.6	28	0
Butler	4	85	21.2	27	0
Hyatt	1	41	41.0	41	0
Wehrli	1	10	10.0	10	0
Burns	1	7	7.0	7	0
Team	53	1,152	21.7	41	0
Opponents	40	1,037	25.9	91t	1

PUNTING

	No.	Yds.	Avg.	Long	Blk.
Anderson	72	2,847	39.5	61	0
Bakken	1	26	26.0	26	0
Team	73	2,873	39.3	61	0
Opponents	48	1,892	39.4	62	2

FIELD GOALS

	1-19	20-29	30-39	40-49	50+
Bakken	4-5	2-4	2-4	6-9	0-0
Team	4-5	2-4	2-4	6-9	0-0
Opponents	7-8	5-7	9-13	6-12	1-6

USUAL STARTING LINEUP

Offense	Defense
WR.....Bobby Moore	LE.....Don Brumm
LT.....Dan Dierdorf	LT.....John Richardson
LG.....Conrad Dobler	Fred Heron
C.....Tom Banks	RT.....Bob Rowe
Wayne Mulligan	RE.....Ron Yankowski
RG.....Bob Young	Martin Imhof
RT.....Wayne Mulligan	LLB...Larry Stallings
TE.....Jackie Smith	MLB...Mark Arneson
WR...Walker Gillette	RLB.....Terry Miller
QB.....Gary Cuzzo	Jeff Staggs
Tim Van Galder	LCB Norm Thompson
Jim Hart	RCB.....Miller Farr
RB...Donny Anderson	Eric Washington
Johnny Roland	LS.....Roger Wehrli
FB.....Leon Burns	RS.....Larry Wilson
K.....Jim Bakken	P....Donny Anderson

NOTES

William V. Bidwill gains full ownership of the franchise ... assistant coach Chuck Drulis collapses of a heart attack on the team charter airplane returning from a preseason game at Houston ... he is pronounced dead following an emergency landing in Little Rock, Ark. ... safety Larry Wilson doubles as player and assistant coach, then two weeks before the end of the season he announces his retirement after 13 seasons ... quarterback Jim Hart connects with Ahmad Rashad (nee Bobby Moore) for a 98-yard pass play vs. L.A. Rams Dec. 10, the longest non-scoring pass play in NFL history.

FINAL NFC EAST

STANDINGS

Team	W	L	T	Pct.	Pts.	OP
Washington	11	3	0	.786	336	218
Dallas*	10	4	0	.714	319	240
N.Y. Giants	8	6	0	.571	331	247
St. Louis	4	9	1	.321	193	303
Philadelphia	2	11	1	.179	145	352

*Wild card playoff qualifier

1973 (4-9-1)

HEAD COACH DON CORYELL

Sept. 16	At Philadelphia	W	34-23	61,103
Sept. 23	Washington	W	34-27	50,316
Sept. 30	At Dallas	L	10-45	64,729
Oct. 7	Oakland	L	10-17	49,051
Oct. 14	Philadelphia	L	24-27	44,400
Oct. 21	At Washington	L	13-31	54,381
Oct. 28	N.Y. Giants	W	35-27	47,589
Nov. 4	Denver	T	17-17	46,565
Nov. 11	At Green Bay	L	21-25	52,922
Nov. 18	At N.Y. Giants	L	13-24	65,795
Nov. 25	At Cincinnati	L	24-42	50,918
Dec. 2	Detroit	L	16-20	44,982
Dec. 9	At Atlanta	W	32-10	48,030
Dec. 16	Dallas	L	3-30	43,946

286-365

Home: 2-4-1 (326,849). Away: 2-5 (397,878).

TEAM STATISTICS

	Cards	Opp.
Total First Downs.....	238	307
Rushing	96	135
Passing	111	157
Penalty	31	15
Total Net Yards.....	4054	5149
Avg. Per Game	289.6	367.8
Total Plays	837	950
Avg. Per Play	4.8	5.4
Net Yards Rushing	1671	2120
Avg. Per Game	170.2	216.4
Total Rushes	416	504
Net Yards Passing	2383	3029
Avg. Per Game	170.2	216.4
Sacked/Yards Lost	27/209	29/197
Gross Yards	2,592	3,226
Att./Comp./Pct.394/210/53.3417/252/60.4		
Had Intercepted	15	10
Punts/Average.....	66/37.5	54/41.4
Penalties/Yards	61/594	97/920
Fumbles/Lost	37/14	31/17
Touchdowns	31	42
Rushing	13	16
Passing	16	23
Returns	2	3

SCORE BY PERIOD

	Q1	Q2	Q3	Q4	OT	Pts.
Team	65	53	66	102	0	286
Opponents	60	100	58	147	0	365

SCORING

	TD	R	P	R	PAT	FG	S	Pts.
Bakken	0	0	0	0	31/3123	32	0	100
Anderson	13	10	3	0	0/0	0/0	0	78
Gray	7	0	7	0	0/0	0/0	0	42
Rashad	3	0	3	0	0/0	0/0	0	18
Shy	2	0	1	0	0/0	0/0	0	12
Metcalf	2	2	0	0	0/0	0/0	0	12
Smith	1	0	1	0	0/0	0/0	0	6
Gillette	1	0	1	0	0/0	0/0	0	6
McFarland	1	0	0	1	0/0	0/0	0	6
Otis	1	1	0	0	0/0	0/0	0	6
Team	31	13	16	2	31/3123	32	0	286
Opponents	39	16	23	3	41/4223	34	0	365

PASSING

	Att.	Comp.	Yds.	Comp. %	Yds./Att.	TD	TD%	Int.	Int. %	Long	Sack/Lost	Rating
Hart	320	178	2,223	55.6	6.95	15	4.7	10	3.1	69t	22/168	80.1
Keithley	73	32	369	43.8	5.05	1	1.4	5	6.8	80t	5/41	36.0
Hammond	1	0	0	0.0	0	0	0.0	0	0.0	0	0/0	39.6
Team	394	210	2,592	53.3	6.58	16	4.1	15	3.8	80t	27/209	71.8
Opponents	417	252	3,226	60.4	7.74	23	5.5	10	2.4	54	29/197	93.0

RUSHING

	No.	Yds.	Avg.	Long	TD
Anderson	167	679	4.1	54	10
Metcalf	148	628	4.2	50	2
Otis	55	235	4.3	19	1
Shy	16	66	4.1	7	0
Moss	14	41	2.9	13	0
Hammond	4	11	2.7	7	0
Keithley	8	29	3.6	18	0
Hart	3	-3	-1.0	0	0
Smith	1	-14	-14.0	0	0
Team	416	1,671	4.0	54	13
Opponents	504	2,120	4.2	24	16

RECEIVING

	No.	Yds.	Avg.	Long	TD
Smith	41	600	14.6	42	1
Anderson	41	409	10.0	44	3
Metcalf	37	316	8.5	35	0
Rashad	30	409	13.6	65t	3
Gray	29	513	17.7	80t	7
Gillette	20	244	12.2	48t	1
Hammond	4	39	9.8	23	0
Shy	3	15	5.0	6	1
Otis	2	19	9.5	14	0
McFarland	2	10	5.0	7	0
Maynard	1	18	18.0	18	0
Team	210	2,592	12.3	80t	16
Opponents	252	3,226	12.8	54	23

INTERCEPTIONS

	No.	Yds.	Avg.	Long	TD
Tolbert	2	34	17.0	26	0
Duren	2	13	6.5	13	0
Arneson	1	13	13.0	13	0
Rivers	1	11	11.0	11	0
Barnes	1	0	0.0	0	0
Detwiler	1	0	0.0	0	0
Stallings	1	0	0.0	0	0
Wehrli	1	0	0.0	0	0
Team	10	71	7.1	26	0
Opponents	15	267	17.8	68t	2

PUNT RETURNS

	Ret.	FC	Yds.	Avg.	Long	TD
Wehrli	9	7	92	10.2	33	0
Hammond	11	2	80	7.3	51	0
Thompson	6	2	18	3.0	6	0
Belton	1	2	2	2.0	2	0
Team	27	13	192	7.1	51	0
Opponents	23	21	186	8.1	46	0

KICKOFF RETURNS

	No.	Yds.	Avg.	Long	TD
Shy	16	445	27.8	97t	1
Hammond	12	314	26.2	46	0
Metcalf	4	124	36.3	48	0
Hayden	5	98	19.6	28	0
Belton	3	83	27.7	31	0
Moss	4	78	19.5	21	0
Gray	4	73	18.3	21	0
McFarland	3	57	19.0	19	0
Detwiler	3	55	18.3	20	0
Butz	1	23	23.0	23	0
Owens	1	19	19.0	19	0
Wehrli	2	0	0.0	0	0
Team	58	1,369	23.6	97t	1
Opponents	57	1,350	23.7	97t	1

PUNTING

	No.	Yds.	Avg.	Long	Blk.
Keithley	66	2,478	37.5	55	1
Team	66	2,478	37.5	55	1
Opponents	54	2,236	41.4	62	1

FIELD GOALS

	1-19	20-29	30-39	40-49	50+
Bakken	4-4	6-7	10-12	3-8	0-1
Team	4-4	6-7	10-12	3-8	0-1
Opponents	10-10	6-8	6-7	1-6	1-3

USUAL STARTING LINEUP

Offense	Defense
WR...Ahmad Rashad	LE.....Dave Butz
LT..... Dan Dierdorf	LT...John Richardson
LG.....Tom Banks	Leo Brooks
C....Wayne Mulligan	RT.....Bob Rowe
RG.....Conrad Dobler	RE... Ron Yankowski
RT..... Dan Dierdorf	LLB... Larry Stallings
Ernie McMillan	MLB.... Mark Arneson
Roger Finnie Pete Barnes
TE Jackie Smith	LCB...Dwayne Crump
WR.....Mel Gray	Norm Thompson
Walker Gillette	RCB.... Roger Wehrli
QB.....Jim Hart	SS.....Jim Tolbert
FB.....Jim Otis	FS Clarence Duren
RB...Donny Anderson	Chuck Detwiler
K.....Jim Bakken	P..... Gary Keithley

NOTES

Former San Diego State University Head Coach **Don Coryell**, with his fiery disposition and innovative offensive schemes, is named head coach ... he hires **Joe Gibbs** as running backs coach and **Jim Hanifan** as offensive line coach ... running back **Terry Metcalf** is drafted in third round ... **Jim Hart** is named starting quarterback ... despite 4-9-1 record, Card offense improves dramatically, boasting point output from 193 in 1972 to 286, and gains nearly 800 more total yards ... Cards complete only two of 10 passes at Atlanta Dec. 9 for single-game franchise low of nine yards as **Jim Bakken** kicks six field goals in 32-10 win.

FINAL NFC EAST STANDINGS

Team	W	L	T	Pct.	Pts.	OP
Dallas	10	4	0	.714	382	203
Washington*	10	4	0	.714	325	198
Philadelphia	5	8	1	.393	310	393
St. Louis	4	9	1	.321	286	365
N.Y. Giants	2	11	1	.179	226	362

*Wild card playoff qualifier



1974 (10-4)

HEAD COACH DON CORYELL

Sept. 15	Philadelphia	W	7-3	40,322
Sept. 22	At Washington	W	17-10	53,381
Sept. 29	Cleveland	W	29-7	43,472
Oct. 6	At San Francisco	W	34-9	48,675
Oct. 13	Dallas	W	31-28	49,885
Oct. 20	At Houston	W	31-27	26,371
Oct. 27	Washington	W	23-20	49,410
Nov. 3	At Dallas	L	14-17	64,146
Nov. 11	Minnesota	L	24-28	50,184
Nov. 17	At Philadelphia	W	13-3	61,982
Nov. 24	At N.Y. Giants	W	23-21	49,915
Dec. 1	Kansas City	L	13-17	41,863
Dec. 8	At New Orleans	L	0-14	57,152
Dec. 15	N.Y. Giants	W	26-14	47,414

285-218

Home: 5-2 (322,549) Away: 5-2 (361,622).

NFC Divisional Playoff

Dec. 21 At Minnesota L 14-30 44,626

TEAM STATISTICS

	Cards	Opp.
Total First Downs.....	247	249
Rushing	120	108
Passing	117	122
Penalty	10	19
Total Net Yards.....	4314	4251
Avg. Per Game	308.1	303.6
Total Plays	873	909
Avg. Per Play	4.9	4.7
Net Yards Rushing	1956	1888
Avg. Per Game	139.7	134.9
Total Rushes	466	461
Net Yards Passing	2358	2363
Avg. Per Game	168.4	168.8
Sacked/Yards Lost	16/134	35/218
Gross Yards	2,492	2,581
Att./Comp./Pct. 391/201/51.4	413/230/55.7	
Had Intercepted	8	16
Punts/Average.....	81/38.7	85/39.2
Penalties/Yards	77/645	80/654
Fumbles/Lost	27/9	24/9
Touchdowns	36	27
Rushing	12	15
Passing	20	11
Returns	4	1

SCORE BY PERIOD

	Q1	Q2	Q3	Q4	OT	Pts.
Team	56	80	100	49	0	285
Opponents	50	58	34	76	0	218

SCORING

	TD	R	P	R	PAT	FG	S	Pts.
Bakken	0	0	0	0	30/3613	2/20	69	
Metcalf	8	6	1	1	0/0	0/0	0	48
Anderson	6	3	3	0	0/0	0/0	0	36
Gray	6	0	6	0	0/0	0/0	0	36
Thomas	5	0	5	0	0/0	0/0	0	30
Smith	3	0	3	0	0/0	0/0	0	18
Hart	2	2	0	0	0/0	0/0	0	12
Cain	1	0	1	0	0/0	0/0	0	6
Otis	1	1	0	0	0/0	0/0	0	6
Thompson	1	0	1	0	0/0	0/0	0	6
Wehrli	1	0	1	0	0/0	0/0	0	6
Willard	1	0	1	0	0/0	0/0	0	6
Yankowski	1	0	1	0	0/0	0/0	0	6
Team	36	12	20	4	30/3613	2/20	285	
Opponents	26	15	11	1	26/2710	14/0	218	

PASSING

	Att.	Comp.	Yds.	Comp. %	Yds./Att.	TD	TD%	Int.	Int. %	Long	Sack/Lost	Rating
Hart	388	200	2,411	51.5	6.21	20	5.2	8	2.1	80t	16/134	79.5
Hammond	1	1	81	100.0	81.00	0	0.0	0	0.0	81	0/0	118.8
Metcalf	2	0	0	0	0.00	0	0.0	0	0.0	0	0/0	39.6
Team	391	201	2,492	51.4	6.37	20	5.2	8	2.1	81	16/134	80.1
Opponents	413	230	2,581	55.7	6.25	11	2.7	16	3.9	65	35/218	67.3

RUSHING

	No.	Yds.	Avg.	Long	TD
Metcalf	152	718	4.7	75t	6
Otis	158	664	4.2	23	1
Anderson	90	316	3.5	16	3
Willard	40	175	4.4	12	0
Belton	12	49	4.1	10	0
Hart	10	21	2.1	16	2
Moss	4	13	3.3	5	0
Team	466	1,956	4.2	75t	12
Opponents	461	1,888	4.1	66t	15

RECEIVING

	No.	Yds.	Avg.	Long	TD
Metcalf	50	377	7.5	22t	1
Gray	39	770	19.7	80t	6
Thomas	34	513	15.1	52t	5
Smith	25	413	16.5	81	3
Otis	19	109	5.7	13	0
Anderson	15	116	7.7	25	3
Cain	13	152	11.7	40t	1
Willard	4	28	7.0	17	1
Hammond	2	14	7.0	9	0
Team	201	2,492	12.4	81	20
Opponents	230	2,581	11.2	65	11

INTERCEPTIONS

	No.	Yds.	Avg.	Long	TD
Thompson	6	190	31.7	56t	1
Wehrli	2	54	27.0	53t	1
Duren	2	29	14.5	20	0
Tolbert	2	22	11.0	22	0
Stallings	2	13	6.5	13	0
Reaves	1	54	54.0	54	0
Crump	1	10	10.0	10	0
Team	16	372	23.3	56t	2
Opponents	8	75	9.4	18	0

PUNT RETURNS

	Ret.	FC	Yds.	Avg.	Long	TD
Metcalf	26	3	340	13.1	43	0
Hammond	17	1	125	7.4	21	0
Wehrli	4	1	39	9.8	32	0
Belton	4	0	8	2.0	6	0
Tolbert	1	0	0	0.0	0	0
Duren	0	3	0	0.0	0	0
Stringer	0	1	0	0.0	0	0
Team	52	9	512	9.8	43	0
Opponents	56	3	518	9.3	98t	1

KICKOFF RETURNS

	No.	Yds.	Avg.	Long	TD
Metcalf	20	623	31.2	94t	1
Hammond	11	268	24.4	34	0
Moss	8	133	16.6	21	0
Belton	5	111	22.2	30	0
LeVeck	2	32	16.0	20	0
Reaves	1	22	22.0	22	0
Finnie	1	8	8.0	8	0
Cain	1	5	5.0	5	0
Crump	1	1	1.0	1	0
Team	50	1,203	24.1	94t	1
Opponents	54	1,203	22.3	67	0

PUNTING

	No.	Yds.	Avg.	Long	Blk.
Roberts	81	3,131	38.7	57	0
Team	81	3,131	38.7	57	0
Opponents	85	3,329	39.2	69	0

FIELD GOALS

	1-19	20-29	30-39	40-49	50+
Bakken	0-0	2-3	5-9	6-10	0-0
Team	0-0	2-3	5-9	6-10	0-0
Opponents	0-0	6-6	1-2	3-5	0-1

USUAL STARTING LINEUP

Offense	Defense
LE ... Sonny Randle	LE Council Rudolph
WR ... Earl Thomas	LT ... Leo Brooks
LT ... Ernie McMillan	RT ... Bob Rowe
LG ... Bob Young	RE ... Ron Yankowski
Roger Finnie	LLB ... Larry Stallings
C ... Tom Brahoney	MLB ... Mark Anerson
RG ... Conrad Dobler	RLB ... Pete Barnes
RT ... Dan Dierdorf	LCB Norm Thompson
TE ... Jackie Smith	Jim Tolbert
QB ... Mel Gray	RCB ... Roger Wehrli
WR ... Jim Hart	SS ... Ken Reaves
FB ... Jim Otis	FS ... Clarence Duren
RB ... Terry Metcalf	P ... Hal Roberts
K ... Jim Bakken	

NOTES

Cards win first seven games en route to 10-4 record ... six wins achieved by seven points or less ... capture NFC Eastern Division title on final day of the season with 26-14 win over N.Y. Giants at Busch Stadium Dec. 15 ... Cards lose 30-14 playoff contest at Minnesota Dec. 21, the team's first postseason appearance since 1948 ... quarterback **Jim Hart** is named NFC player-of-the-year, running back **Terry Metcalf** is runner-up to Hart in the poll, and **Don Coryell** is named consensus NFL coach-of-the-year ... offensive line allows NFL-low 16 quarterback sacks ... Hart tosses 20 touchdowns with just eight interceptions in 388 attempts ... Metcalf sets Card record with 2,058 combined yards, including a 4.7-yard rushing average with six touchdowns, 50 pass receptions, and kick-return figures of 31.2 yards on 20 kickoffs and 13.1 yards on 26 punts.

FINAL NFC EAST

STANDINGS

Team	W	L	T	Pct.	Pts.	OP
St. Louis	10	4	0	.714	285	218
Washington*	10	4	0	.714	320	196
Dallas	8	6	0	.571	297	235
Philadelphia	7	7	0	.500	242	217
N.Y. Giants	2	12	0	.143	195	299

*Wild card playoff qualifier

1975 (11-3)

HEAD COACH DON CORYELL

Sept. 21	Atlanta	W	23-20	42,172
Sept. 28	At Dallas	L	31-37 (OT)	52,417
Oct. 5	N.Y. Giants	W	26-14	44,919
Oct. 13	At Washington	L	17-27	54,693
Oct. 19	Philadelphia	W	31-20	45,242
Oct. 25	At N.Y. Giants	W	20-13	49,598
Nov. 2	New England	W	24-17	45,907
Nov. 9	At Philadelphia	W	24-23	60,277
Nov. 16	Washington	W	20-17 (OT)	49,919
Nov. 23	At N.Y. Jets	W	37-6	53,169
Nov. 27	Buffalo	L	14-32	41,899
Dec. 7	Dallas	W	31-17	49,701
Dec. 14	At Chicago	W	34-20	35,052
Dec. 21	At Detroit	W	24-13	64,656
356-276				

Home: 6-1 (319,759). Away: 5-2 (369,862).
NFC Divisional Playoff
 Dec. 27 At L.A. Rams L 23-35 72,650

TEAM STATISTICS

	Cards	Opp.
Total First Downs.....	276	284
Rushing	131	131
Passing	128	142
Penalty	17	24
Total Net Yards.....	4955	4595
Avg. Per Game	353.9	328.2
Total Plays	918	957
Avg. Per Play	5.4	4.8
Net Yards Rushing.....	2402	1925
Avg. Per Game	171.6	137.5
Total Rushes	555	487
Net Yards Passing.....	2553	2670
Avg. Per Game	182.4	190.7
Sacked/Yards Lost	8/66	24/192
Gross Yards	2,619	2,862
Att./Comp./Pct.	355/187/52.7446/233/52.2	
Had Intercepted	20	22
Punts/Average.....	64/37.7	67/40.1
Penalties/Yards.....	83/730	82/679
Fumbles/Lost.....	33/19	26/15
Touchdowns.....	43	34
Rushing	19	16
Passing	20	16
Returns	4	2

SCORE BY PERIOD

	Q1	Q2	Q3	Q4	OT	Pts.
Team	96	83	82	92	3	356
Opponents	38	61	79	92	6	276

SCORING

	TD	R	P	R	PAT	FG	S	Pts.
Bakken	0	0	0	0	40/42	19/24	0	97
Metcalf	13	9	2	2	0/0	0/0	0	78
M. Gray	11	0	11	0	0/0	0/0	0	66
Otis	6	5	1	0	0/0	0/0	0	36
Jones	3	2	1	0	0/0	0/0	0	18
Smith	2	0	2	0	0/0	0/0	0	12
Thomas	2	0	2	0	0/0	0/0	0	12
Cain	1	0	1	0	0/0	0/0	0	6
Crump	1	0	0	1	0/0	0/0	0	6
Hart	1	1	0	0	0/0	0/0	0	6
Latin	1	1	0	0	0/0	0/0	0	6
Moss	1	1	0	0	0/0	0/0	0	6
Thompson	1	0	0	1	0/0	0/0	0	6
Wehrli	0	0	0	0	1/1	0/0	0	1
Team	43	19	20	4	41/43	19/24	0/356	
Opponents	34	16	16	2	27/33	15/26	0/276	

PASSING

	Att.	Comp.	Yds.	Comp. %	Yds./Att.	TD	TD%	Int.	Int. %	Long	Sack/Lost	Rating
Hart	345	182	2,507	52.8	7.27	19	5.5	19	5.5	80t	6/43	71.8
Shaw	8	4	61	50.0	7.63	0	0.0	1	12.5	21	1/14	36.0
Metcalf	2	1	51	50.0	25.50	1	5.0	0	0.0	51t	0/0	135.4
Bakken	0	0	0	0.0	0.00	0	0.0	0	0.0	0	1/9	0.0
Team	355	187	2,619	52.7	7.38	20	5.6	20	5.6	80t	8/66	72.1
Opponents	446	233	2,862	52.2	6.42	16	3.6	22	4.9	48	24/192	63.9

SACKS

Rudolph 2.0, Rowe 2.0, Brooks 1.0, Duren 1.0,
 Reeves 1.0, Crump 1.0
Team 22.0, Opponents 17.0

RUSHING

	No.	Yds.	Avg.	Long	TD
Otis	269	1,076	4.0	30	5
Metcalf	165	816	4.9	52t	9
Jones	54	275	5.1	23	2
Latin	35	165	4.7	57t	1
Ashton	10	44	4.4	9	0
Hammond	3	13	4.3	6	0
Moss	4	12	3.0	5t	1
Hart	11	7	0.6	6	1
M. Gray	1	6	6.0	6	0
Shaw	3	-12	-4.0	-2	0
Team	555	2,402	4.3	57t	19
Opponents	487	1,925	4.0	32t	16

RECEIVING

	No.	Yds.	Avg.	Long	TD
M. Gray	48	926	19.3	74t	11
Metcalf	43	378	8.8	30t	2
Thomas	21	375	17.9	80t	2
Jones	19	194	10.2	21	1
Harris	15	266	17.7	36	0
Smith	13	246	18.9	45	2
Cain	12	134	11.2	18	1
Otis	12	69	5.8	12	1
Latin	2	25	12.5	16	0
Hammond	2	6	3.0	10	0
Team	187	2,619	14.0	80t	20
Opponents	233	2,862	12.3	48	16

INTERCEPTIONS

	No.	Yds.	Avg.	Long	TD
Thompson	7	141	20.1	61t	1
Wehrli	6	31	5.2	31	0
Reaves	3	7	2.3	9	0
Barnes	2	26	13.0	23	0
Duren	1	23	23.0	23	0
Rudolph	1	18	18.0	18	0
Arneson	1	6	6.0	6	0
Stallings	1	-3	-3.0	-3	0
Team	22	249	11.3	61t	1
Opponents	20	216	10.8	38	0

PUNT RETURNS

	Ret.	FC	Yds.	Avg.	Long	TD
Metcalf	23	3	285	12.4	93t	1
Hammond	9	2	70	7.8	30	0
M. Gray	7	1	53	7.6	27	0
Wehrli	1	0	2	2.0	2	0
Team	40	6	410	10.3	93t	1
Opponents	34	7	329	9.7	43	0

KICKOFF RETURNS

	No.	Yds.	Avg.	Long	TD
Metcalf	35	960	27.4	93t	1
Hammond	13	254	19.5	29	0
Smith	1	25	25.0	25	0
Moss	1	21	21.0	21	0
T. Gray	1	20	20.0	20	0
Hartle	1	20	20.0	20	0
Jones	1	18	18.0	18	0
Wehrli	1	10	10.0	10	0
Reaves	1	9	9.0	9	0
Team	55	1,337	24.3	93t	1
Opponents	71	1,609	22.7	97t	1

PUNTING

	No.	Yds.	Avg.	Long	Blk.
West	64	2,412	37.7	58	1
Team	64	2,412	37.7	58	1
Opponents	67	2,688	40.1	59	0

FIELD GOALS

	1-19	20-29	30-39	40-49	50+
Bakken	0-0	10-11	5-7	4-6	0-0
Team	0-0	10-11	5-7	4-6	0-0
Opponents	0-0	4-4	5-9	6-9	0-4

USUAL STARTING LINEUP

Offense	Defense
WR.....Ike Harris	LE.....Bob Bell
LT.....Roger Finnie	LT.....Charlie Davis
LG.....Bob Young	RT.....Bob Rowe
C.....Tom Banks	RE.....Ron Yankowski
RG.....Conrad Dobler	LLB...Larry Stallings
RT.....Dan Dierdorf	MLB...Mark Arneson
TE.....Jackie Smith	RLB.....Pete Barnes
J.V. Cain	LCB...Norm Thompson
WR.....Mel Gray	RCB.....Roger Wehrli
QB.....Jim Hart	SS.....Ken Reeves
FB.....Jim Otis	FS.....Clarence Duren
RB.....Terry Metcalf	P.....Jeff West
K.....Jim Bakken	

NOTES

Led by Pro Bowl offensive linemen **Dan Dierdorf**, **Conrad Dobler**, and **Tom Banks**, Cards win a second consecutive NFC Eastern Division title with an 11-3 mark, a franchise best since an 11-1 record by the 1948 team ... fullback **Jim Otis** leads the NFL in rushing with 1,076 yards, running back/kick returner **Terry Metcalf**—a consensus NFL most valuable player—sets league record with 2,462 combined yards, and quarterback **Jim Hart** performs behind an offensive line that ties an NFL record by allowing just eight quarterback sacks ... wide receiver **Mel Gray** catches controversial touchdown pass from Hart with 25 seconds left in regulation, known as the "Phantom Catch," to send game into overtime as Cards win 20-17 over Washington ... Cards travel to Los Angeles to face Rams in playoff contest and lose 35-23 after trailing 28-9 at halftime ... seven offensive players go to the Pro Bowl (Dierdorf, Dobler, Banks, Hart, Metcalf, Gray, and Otis).

FINAL NFC EAST STANDINGS

Team	W	L	T	Pct.	Pts.	OP
St. Louis	11	3	0	.786	356	276
Dallas*	10	4	0	.714	350	268
Washington	8	6	0	.571	325	276
N.Y. Giants	5	9	0	.357	216	306
Philadelphia	4	10	0	.286	225	302

*Wild card playoff qualifier



1976 (10-4)

HEAD COACH DON CORYELL

Sept. 12	At Seattle	W	30-24	58,441
Sept. 19	Green Bay	W	29-0	48,842
Sept. 26	At San Diego	L	24-43	40,212
Oct. 3	N.Y. Giants	W	27-21	48,039
Oct. 10	Philadelphia	W	33-14	44,933
Oct. 17	Dallas	W	21-17	50,317
Oct. 25	At Washington	L	10-20	48,325
Oct. 31	San Francisco	W	23-20	OT 50,365
Nov. 7	At Philadelphia	W	17-14	60,760
Nov. 14	At L.A.	W	30-28	64,698
Nov. 21	Washington	L	10-16	49,833
Nov. 25	At Dallas	L	14-19	62,498
Dec. 4	Baltimore	W	24-17	48,282
Dec. 12	At N.Y. Giants	W	17-14	60,553
309-267				
Home: 6-1 (340,611). Away: 4-3 (395,487).				

TEAM STATISTICS

	Cards	Opp.
Total First Downs.....	307	239
Rushing.....	140	111
Passing.....	142	105
Penalty.....	25	23
Total Net Yards.....	5136	4089
Avg. Per Game.....	366.9	292.1
Total Plays.....	989	864
Avg. Per Play.....	5.2	4.7
Net Yards Rushing.....	2301	1979
Avg. Per Game.....	164.4	141.4
Total Rushes.....	580	491
Net Yards Passing.....	2835	2110
Avg. Per Game.....	202.5	150.7
Sacked/Yards Lost.....	17/132	31/248
Gross Yards.....	2,967	2,636
Att./Comp./Pct. 392/220/56.1342/176/51.13		
Had Intercepted.....	13	19
Punts/Average.....	66/35.3	71/38.8
Net Punting Average.....	27.1	31.3
Penalties/Yards.....	84/683	83/698
Fumbles/Lost.....	44/24	32/20
Touchdowns.....	36	34
Rushing.....	17	19
Passing.....	18	13
Returns.....	1	2

SCORE BY PERIOD

	Q1	Q2	Q3	Q4	OT	Pts.
Team	60	80	75	91	3	309
Opponents	67	70	38	92	0	267

SCORING

	TD	R	P	R	PAT	FG	S	Pts.
Bakken	0	0	0	0	33/3520/270	93		
Jones	9	8	1	0	0/0	0	0	54
Metcalf	7	3	4	0	0/0	0	0	42
Gray	5	0	5	0	0/0	0	0	30
Cain	5	0	5	0	0/0	0	0	30
Morris	4	3	1	0	0/0	0	0	24
Otis	2	2	0	0	0/0	0	0	12
Latin	1	1	0	0	0/0	0	0	6
Harris	1	0	1	0	0/0	0	0	6
Tilley	1	0	1	0	0/0	0	0	6
Sensibaugh	1	0	0	1	0/0	0	0	6
Team	36	17	18	1	33/3520/270	309		
Opponents	34	19	13	2	31/3410/200	267		

PASSING

	Att.	Comp.	Yds.	Comp. %	Yds./Att.	TD	TD%	Int.	Int. %	Long	Sack/Lost	Rating
Hart	388	218	2,946	56.2	7.59	18	4.6	13	3.4	77t	17/132	81.7
Donckers	1	1	16	100.0	16.00	0	0.0	0	0.0	16	0/0	119.0
Wyche	1	1	5	100.0	5.00	0	0.0	0	0.0	5	0/0	87.5
Metcalf	1	0	0	00.0	0.00	0	0.0	0	0.0	0	0/0	39.6
Wehrli	1	0	0	00.0	0.00	0	0.0	0	0.0	0	0/0	39.6
Team	392	220	2,967	56.1	7.57	18	4.6	13	3.3	77t	17/132	82.0
Opponents	342	176	2,358	51.5	6.89	13	3.8	19	5.6	72t	31/248	63.1

SACKS

Zook 7.0, Bell 7.0, Dawson 2.0, Arneson 2.0, Kearney 1.0, Yankowski 1.0, White 1.0, Upshaw 1.0.
Team 22.0, Opponents 17.0

RUSHING

	No.	Yds.	Avg.	Long	TD
Otis	233	891	3.8	23	2
Metcalf	134	537	4.0	36	3
Jones	113	451	4.0	19	8
Morris	64	292	4.6	27	3
Latin	25	115	4.6	26	0
Wehrli	2	8	4.0	8	0
Hart	8	7	0.9	10	0
Joyce	1	0	0.0	0	0
Team	580	2,301	4.0	36	17
Opponents	491	1,979	4.0	26	19

RECEIVING

	No.	Yds.	Avg.	Long	TD
Harris	52	782	15.0	40	1
Gray	36	686	19.1	77t	5
Metcalf	33	388	11.8	48t	4
Jones	29	152	5.2	15	1
Tilley	26	407	13.7	45	1
Cain	26	400	15.4	34	5
Morris	8	75	9.4	19	1
Latin	4	35	8.8	15	0
Smith	3	22	7.3	16	0
Otis	2	15	7.5	8	0
Hammond	1	5	5.0	5	0
Team	220	2,967	13.5	77t	18
Opponents	176	2,358	13.4	72t	13

INTERCEPTIONS

	No.	Yds.	Avg.	Long	TD
Thompson	4	83	20.8	38	0
Sensibaugh	4	60	15.0	35t	1
Wehrli	4	31	7.8	26	0
Reaves	2	41	20.5	25	0
White	2	20	10.0	16	0
Duren	1	8	8.0	8	0
Arneson	1	0	0.0	0	0
Kearney	1	0	0.0	0	0
Team	19	243	12.8	38	1
Opponents	13	134	10.3	25	0

PUNT RETURNS

	Ret.	FC	Yds.	Avg.	Long	TD
Metcalf	17	1	188	11.1	39	0
Tilley	15	0	146	9.7	17	0
Hammond	3	0	16	5.3	8	0
Neils	1	0	0	0.0	0	0
Team	36	1	350	9.7	39	0
Opponents	33	3	304	9.2	71t	1

KICKOFF RETURNS

	No.	Yds.	Avg.	Long	TD
Latin	16	357	22.3	39	0
Metcalf	16	325	20.3	33	0
Morris	9	181	20.1	34	0
Smith	3	63	21.0	35	0
Crump	3	57	19.0	30	0
Hammond	2	36	18.0	21	0
Nelson	1	43	43.0	43	0
McGraw	1	13	13.0	13	0
Okoniewski	1	12	12.0	12	0
Oates	1	12	12.0	12	0
Severson	1	3	3.0	3	0
Team	54	1,102	20.4	43	0
Opponents	66	1,623	24.6	90t	1

PUNTING

	No.	Yds.	Avg.	TB	In	20	Lg	Blk.
Joyce	64	2,331	36.4	12	12	54	0	
Team	66	2,331	35.3	12	12	54	0	
Opponents	71	2,754	38.8	9	25	60	0	

FIELD GOALS

	1-19	20-29	30-39	40-49	50+
Bakken	0-0	10-11	6-8	4-8	0-0
Team	0-0	10-11	6-8	4-8	0-0
Opponents	0-0	3-6	4-7	3-7	0-0

USUAL STARTING LINEUP

Offense	Defense
WR.....Ike Harris	LE.....John Zook
LT.....Roger Finnie	LT.....Charlie Davis
LG.....Bob Young	RT.....Mike Dawson
C.....Tom Banks	RE.....Bob Bell
RG.....Conrad Dobler	Ron Yankowski
RT.....Dan Dierdorf	LLB.....Larry Stallings
TE.....J.V. Cain	MLB.....Tim Kearney
WR.....Mel Gray	RLB.....Mark Arneson
QB.....Jim Hart	LCB.....Norm Thompson
RB.....Terry Metcalf	RCB.....Roger Wehrli
FB.....Jim Otis	SS.....Ken Reeves
K.....Jim Bakken	FS.....Mike Sensibaugh
	P.....Terry Joyce

NOTES

Despite 10-4 record (6-1 at home), Cards lose tie-breaker with Washington and fail to qualify for playoffs ... Cards defeat N.Y. Giants to stay alive in playoff race, needing the division-leading Cowboys to defeat Washington at Dallas later that day ... but the Redskins win 27-14 and Cards became first team in seven-year history of the NFC to go 10-4 and not gain a post-season berth ... eight Card victories by seven points or less earn "Cardiac Cards" moniker ... Cardinals and Chargers play preseason game in Tokyo, Japan, the first NFL game played outside North America ... Cards set NFL record with eight lost fumbles at Washington Oct. 25.

FINAL NFC EAST

STANDINGS

Team	W	L	T	Pct.	Pts.	OP
Dallas	11	3	0	.786	296	194
Washington*	10	4	0	.714	291	217
St. Louis	10	4	0	.714	309	267
Philadelphia	4	10	0	.286	165	286
N.Y. Giants	3	11	0	.214	170	250

*Wild card playoff qualifier



1977 (7-7)

HEAD COACH DON CORYELL

Sept. 18	At Denver	L	0-7	75,002
Sept. 25	Chicago	W	16-13	49,878
Oct. 2	At Wash.	L	14-24	55,031
Oct. 9	Dallas	L	24-30	50,129
Oct. 16	At Phila.	W	21-17	64,535
Oct. 23	New Orleans	W	49-31	48,417
Oct. 31	N.Y. Giants	W	28-0	50,323
Nov. 6	At Minnesota	W	27-7	47,066
Nov. 14	At Dallas	W	24-17	63,038
Nov. 20	Philadelphia	W	21-16	48,768
Nov. 24	Miami	L	14-55	50,269
Dec. 4	At N.Y. Giants	L	7-27	71,826
Dec. 10	Washington	L	20-26	36,067
Dec. 18	At Tampa Bay	L	7-17	56,922
				272-287

Home: 4-3 (333,851). Away: 3-4 (433,420).

TEAM STATISTICS

	Cards	Opp.
Total First Downs	247	258
Rushing	114	122
Passing	117	120
Penalty	16	16
Total Net Yards	4532	4504
Avg. Per Game	323.7	321.7
Total Plays	887	915
Avg. Per Play	5.1	4.9
Net Yards Rushing	2042	2237
Avg. Per Game	145.9	159.7
Total Rushes	507	514
Net Yards Passing	2490	2267
Avg. Per Game	177.9	161.9
Sacked/Yards Lost	15/109	25/209
Gross Yards	2,608	2,476
Att./Comp./Pct.366	195/53.3375/198/52.8	
Had Intercepted	21	19
Punts/Average	71/36.7	72.39.5
Penalties/Yards	98/835	83/812
Fumbles/Lost	30/16	19/12
Touchdowns	36	34
Rushing	19	11
Passing	14	22
Returns	3	1

SCORE BY PERIOD

	Q1	Q2	Q3	Q4	OT	Pts.
Team	44	89	55	84	0	272
Opponents	54	81	73	79	0	287

SCORING

	TD	R	P	R	PAT	FG	S	Pts.
Morris	9	8	1	0	0/0	0/0	0	54
Metcalf	6	4	2	0	0/0	0/0	0	36
Gray	5	0	0	0	0/0	0/0	0	30
Harris	3	0	3	0	0/0	0/0	0	18
Jones	3	3	0	0	0/0	0/0	0	18
Cain	2	0	2	0	0/0	0/0	0	12
Latin	2	2	0	0	0/0	0/0	0	12
Otis	2	2	0	0	0/0	0/0	0	12
Davis	1	0	0	1	0/0	0/0	0	6
Dobler	1	0	0	1	0/0	0/0	0	6
Sensibaugh	1	0	0	1	0/0	0/0	0	6
Smith	1	0	1	0	0/0	0/0	0	6
Bakken	0	0	0	0	35/36	7/16	0	56
Team	36	19	14	3	35/36	7/16	0	272
Opponents	33	11	22	1	32/34	17/20	0	287

PASSING

	Att.	Comp.	Yds.	Comp. %	Yds./Att.	TD	TD%	Int.	Int. %	Long	Sack/Lost	Rating
Hart	355	186	2,542	.524	7.16	13	3.7	20	5.6	69	13/89	64.5
Donckers	5	5	38	1.000	7.60	0	0.0	0	0.0	16	1/11	98.3
Metcalf	5	3	27	.600	5.40	1	2.0	1	2.0	11	1/9	74.6
Joyce	1	1	1	1.000	1.00	0	0.0	0	0.0	1	0/0	79.2
Team	366	195	2,608	.533	7.13	14	3.8	21	5.8	69	15/109	64.6
Opponents	375	198	2,476	.528	6.60	22	5.9	19	5.1	64	25/209	72.6

SACKS

Dawson, 8.5, Davis, 6.0, Zook 4.5, Yankowski 4.0, Severson 2.0, Arneson 2.0, Bell 1.0, Bradley 1.0, Matheson 1.0.
Team 30.0, Opponents 15.0

RUSHING

	No.	Yds.	Avg.	Long	TD
Metcalf	149	739	5.0	62	4
Morris	165	661	4.0	35	8
Otis	99	334	3.4	25	2
Latin	56	208	3.7	17	2
Jones	24	77	3.2	18	3
Hart	11	18	1.6	13	0
Wehrli	1	19	19.0	19	0
Gray	1	-1	-1.0	-1	0
Joyce	1	-13	-13.0	-13	0
Team	507	2,042	4.0	62	19
Opponents	514	2,237	4.4	62	11

RECEIVING

	No.	Yds.	Avg.	Long	TD
Harris	40	547	13.7	38	3
Gray	38	782	20.6	69	5
Metcalf	34	403	11.9	68	2
Cain	25	328	13.1	38	2
Morris	23	222	9.7	34	1
Jones	12	66	5.5	16	0
Latin	9	89	9.9	20	0
Tilley	6	64	10.7	31	0
Smith	5	49	9.8	13	1
Otis	2	18	9.0	9	0
Stone	1	40	40.0	40	0
Team	195	2,608	13.4	69	14
Opponents	198	2,476	12.5	64	22

INTERCEPTIONS

	No.	Yds.	Avg.	Long	TD
Wehrli	5	44	8.8	41	0
Nelson	4	37	9.3	26	0
Sensibaugh	3	110	36.7	79	1
Reaves	2	17	8.5	10	0
Arneson	2	23	11.5	15	0
Allen	1	22	22.0	22	0
Severson	1	0	0.0	0	0
Kellum	1	14	14.0	14	0
Team	19	267	14.1	79	1
Opponents	21	183	8.7	54	1

PUNT RETURNS

	Ret.	FC	Yds.	Avg.	Long	TD
Metcalf	14	0	108	7.7	23	0
Tilley	13	4	111	8.5	21	0
Bradley	11	0	77	7.0	14	0
Nelson	1	0	4	4.0	4	0
Severson	1	0	0	0.0	0	0
Team	40	4	300	7.5	23	0
Opponents	33	11	157	4.8	24	0

KICKOFF RETURNS

	No.	Yds.	Avg.	Long	TD
Metcalf	32	772	24.1	51	0
Jones	8	132	16.5	25	0
Nelson	3	68	22.7	36	0
Latin	3	79	26.3	33	0
Morris	2	39	19.5	22	0
Smith	2	25	12.5	15	0
Others	9	156	17.3	28	0
Team	59	1,271	21.5	51	0
Opponents	55	1,104	20.1	35	0

PUNTING

	No.	Yds.	Avg.	TD	In20	Lg	Blk.
Joyce	22	851	38.7	2	5	58	0
Carrell	49	1,757	35.9	4	11	53	0
Team	71	2,608	36.7	6	16	58	0
Opponents	72	2,843	39.5	4	14	63	0

FIELD GOALS

	1-19	20-29	30-39	40-49	50+
Bakken	0-0	2-2	3-5	2-8	0-1
Team	0-0	2-2	3-5	2-8	0-1
Opponents	0-0	9-11	3-5	5-9	0-1

USUAL STARTING LINEUP

Offense	Defense
WR.....Ike Harris	LE.....John Zook
LT.....Roger Finnie	LT.....Charlie Davis
LG.....Bob Young	RT.....Mike Dawson
C.....Tom Banks	RE.....Bob Bell
RG.....Conrad Dobler	Ron Yankowski
RT.....Dan Dierdorf	LLB.....Larry Stallings
TE.....J.V. Cain	MLB.....Tim Kearney
WR.....Mel Gray	RLB.....Mark Arneson
QB.....Jim Hart	LCB.....Norm Thompson
RB.....Terry Metcalf	RCB.....Roger Wehrli
FB.....Jim Otis	FS.....Ken Reaves
K.....Jim Bakken	FS.....Mike Sensibaugh
	P.....Terry Joyce

NOTES

Though saddled with a 1-3 start, Head Coach **Don Coryell** rallies his troops to six consecutive victories and a 7-3 record entering the final stretch of the season ... four losses, however, drop the Cards to 7-7 and Coryell abandons the Midwest to join the San Diego Chargers ... QB **Jim Hart** sets club mark with 12 consecutive pass completions vs. Chicago Sept. 25 ... FB **Wayne Morris** rushes for 182 yards on 27 carries on Nov. 6 at Minnesota, the fourth-highest single-game effort in team history ... Cards deal 8-0 Dallas its first defeat of the season, a 24-17 decision in Texas Stadium before a "Monday Night Football" audience Nov. 14 ... Miami quarterback Bob Griese ties Card opponent mark with six touchdown passes in 55-14 Dolphin win Nov. 24.

FINAL NFC EAST STANDINGS

Team	W	L	T	Pct.	Pts.	OP
Dallas#	12	2	0	.857	345	212
Washington	9	5	0	.643	196	189
St. Louis	7	7	0	.500	272	287
Philadelphia	5	9	0	.357	220	207
N.Y. Giants	5	9	0	.357	181	265

#Top NFC playoff seed



1978 (6-10) HEAD COACH BUD WILKINSON

Sept. 3	At Chicago	L	10-17	52,791
Sept. 10	New England	L	6-16	48,233
Sept. 17	Washington	L	10-28	49,282
Sept. 24	At Dallas	L	12-21	62,760
Oct. 1	At Miami	L	10-24	43,882
Oct. 8	Baltimore	L	17-30	47,479
Oct. 15	Dallas	L	21-24 (OT)	48,991
Oct. 22	At N.Y. Jets	L	10-23	49,244
Oct. 29	At Phila.	W	16-10	62,989
Nov. 5	N.Y. Giants	W	20-10	48,820
Nov. 12	At S. F.	W	16-10	33,155
Nov. 19	At Wash.	W	27-17	52,460
Nov. 26	Philadelphia	L	10-14	39,693
Dec. 3	Detroit	W	21-14	39,200
Dec. 10	At N.Y. Giants	L	0-17	52,226
Dec. 17	Atlanta	W	42-21	40,022

Home: 3-5 (361,720). Away: 3-5 (409,507).

TEAM STATISTICS

	Cards	Opp.
Total First Downs.....	281	285
Rushing	103	131
Passing	158	131
Penalty	20	23
Total Net Yards.....	5125	4742
Avg. Per Game	320.3	296.4
Total Plays	1,103	1,054
Avg. Per Play	4.6	4.5
Net Yards Rushing.....	1954	2395
Avg. Per Game	122.1	149.7
Total Rushes	554	588
Net Yards Passing.....	3171	2347
Avg. Per Game	198.2	146.7
Sacked/Yards Lost	22/186	37/290
Gross Yards	3,357	2,641
Att./Comp./Pct. 508/252/49.7428/212/49.5		
Had Intercepted	21	26
Punts/Average.....	101/37.8	93/39.3
Penalties/Yards.....	105/890	96/809
Fumbles/Lost.....	28/14	33/16
Touchdowns.....	31	37
Rushing	14	15
Passing	16	19
Returns	1	3

SCORE BY PERIOD

	Q1	Q2	Q3	Q4	OT	Pts.
Team	54	110	39	45	0	248
Opponents	53	96	68	76	3	296

SCORING

	TD	R	P	R	PAT	FG	S	Pts.
Bakken	0	0	0	0	27	3111/220	60	
Otis	8	8	0	0	0	0/0	0	48
Chandler	4	0	4	0	0	0/0	0	24
Stief	4	0	4	0	0	0/0	0	24
Tilley	3	0	3	0	0	0/0	0	18
Gray	2	1	1	0	0	0/0	0	12
Morris	2	1	1	0	0	0/0	0	12
Jones	2	2	0	0	0	0/0	0	12
Hart	2	2	0	0	0	0/0	0	12
Thaxton	1	0	1	0	0	0/0	0	8
Ramson	1	0	1	0	0	0/0	0	6
Childs	1	0	1	0	0	0/0	0	6
Harrell	1	0	0	1	0	0/0	0	6
Team	31	14	16	1	27	3111/221248		
Opponents	34	15	19	3	35	3713/180296		

PASSING

	Att.	Comp.	Yds.	Comp. %	Yds./Att.	TD	TD%	Int.	Int. %	Long	Sack/Lost	Rating
Hart	477	240	3,121	50.3	6.56	16	3.4	18	3.8	74	20/166	66.9
Pisarkiewicz	29	10	164	34.5	5.66	0	0.0	3	10.4	40	2/20	14.8
Stief	1	1	43	100.0	43.00	0	0.0	0	0.0	0	0/0	118.8
Wood	1	1	29	100.0	29.00	0	0.0	0	0.0	0	0/0	118.8
Team	508	252	3,357	49.6	6.62	16	3.2	21	4.1	74	22/186	64.7
Opponents	428	212	2,641	49.5	6.17	19	4.4	26	6.1	56	36/290	58.3

SACKS

Dawson 9.0, Pollard 6.0, Zook 5.0, Arneson 4.5, Neils 4.0, Yankowski 1.5, Kearney 1.0, Williams 1.0, Gill 1.0, Townsend 1.0, Simons 1.0, Bell, B 1.0, Allerman 0.5.

Team 36.0, Opponents 22.0

RUSHING

	No.	Yds.	Avg.	Long	TD
Otis	197	664	3.4	17	8
Morris	174	631	3.6	27	1
Jones	105	392	3.7	17	2
Harrell	35	134	3.8	15	0
Gray	5	51	10.2	27	1
Tilley	1	32	32.0	32	0
Bell	7	23	3.3	9	0
Hart	11	11	1.0	9t	2
Latin	6	8	1.3	6	0
Ransom	2	8	4.0	5	0
Shelby	2	5	2.5	4	0
Farmer	1	4	4.0	4	0
Little	1	0	0.0	0	0
Wehrli	1	0	0.0	0	0
Pisarkiewicz	5	-1	-2.0	2	0
Stief	1	-8	-8.0	-8	0
Team	554	1,954	3.5	32	14
Opponents	588	2,395	4.1	73	14

RECEIVING

	No.	Yds.	Avg.	Long	TD
Tilley	62	900	14.5	43	3
Gray	44	871	19.9	74	1
Morris	33	298	9.0	33	1
Jones	27	217	8.0	18	0
Stief	24	477	19.6	55t	4
Ramson	23	238	10.4	25	1
Chandler	16	190	11.9	47	4
Otis	8	38	4.8	12	0
Childs	4	50	12.5	23	1
Thaxton	3	31	10.3	16	1
Bell	3	28	9.3	17	0
Harrell	3	5	1.7	2	0
Shelby	1	11	11.0	11	0
Latin	1	3	3.0	3	0
Team	252	3,357	13.3	74	16
Opponents	212	2,641	12.5	56	17

INTERCEPTIONS

	No.	Yds.	Avg.	Long	TD
Stone	9	139	15.4	33	0
Allen	6	54	9.0	21	0
Wehrli	4	3	.8	3	0
Smith	3	6	2.0	6	0
Williams	1	24	24.0	24	0
Neils	1	18	18.0	18	0
Kearney	1	8	8.0	8	0
Nelson	1	-3	-3.0	-3	0
Team	26	249	9.6	33	0
Opponents	21	303	14.4	79t	1

PUNT RETURNS

	Ret.	FC	Yds.	Avg.	Long	TD
Harrell	21	6	196	9.3	70t	1
Bell	14	3	101	7.2	23	0
Shelby	10	0	88	8.8	16	0
Tilley	2	0	8	4.0	4	0
Southard	2	0	-2	-2.0	-2	0
Woosley	1	0	4	4.0	4	0
Smith	1	0	0	0.0	0	0
Team	51	9	395	7.7	70t	1
Opponents	59	11	575	9.7	37	0

KICKOFF RETURNS

	No.	Yds.	Avg.	Long	TD
Harrell	19	389	20.5	32	0
Shelby	9	211	23.4	31	0
Bell	8	177	22.1	27	0

KICKOFF RETURNS (CONT.)

	No.	Yds.	Avg.	Long	TD
Childs	4	77	19.3	25	0
Morris	3	66	22.0	27	0
Nelson	8	58	19.3	22	0
Latin	2	48	24.0	26	0
Southard	2	47	23.5	26	0
Woosley	1	25	25.0	25	0
Kearney	1	22	22.0	22	0
Townsend	1	13	13.0	13	0
Westbrooks	1	12	12.0	12	0
Stone	1	3	3.0	3	0
Team	55	1,148	20.9	32	0
Opponents	50	1,101	22.0	100t	2

PUNTING

	No.	Yds.	Avg.	TB In20	Lg Blk.
Wood	51	1,919	37.6	3	12
Little	46	1,749	38.0	5	6
Bakken	4	147	36.8	0	1
Team	101	3,815	37.8	8	19
Opponents	93	3,656	39.3	9	18

FIELD GOALS

	1-19	20-29	30-39	40-49	50+
Bakken	0-0	4-5	4-8	3-9	0-0
Team	0-0	4-5	4-8	3-9	0-0
Opponents	0-0	4-4	5-7	3-5	1-2

USUAL STARTING LINEUP

Offense	Defense
WR..... Pat Tilley	LE..... Bob Pollard
LT..... Keith Wortman	NT..... Mike Dawson
LG..... Bob Young	RE..... John Zook
C..... Tom Banks	LOLB..... Steve Neils
RG..... Terry Stone	LILB..... Tim Kearney
Keith Wortman	RILB..... Kurt Allerman
RT..... Dan Dierdorf	Eric Williams
TE..... Al Chandler	ROLB..... Mark Arneson
Eason Ramson	LCB..... Carl Allen
WR..... Mel Gray	RCB..... Roger Wehrli
QB..... Jim Hart	SS..... Ken Greene
RB..... Wayne Morris	FS..... Ken Stone
FB..... Jim Otis	P..... Mike Wood
K..... Jim Bakken	Steve Little

NOTES

After an absence from football spent in political and business ventures, former Oklahoma Sooners mentor **Bud Wilkinson** is named Cards' head coach ... his combination P/K **Steve Little** of Arkansas is selected by St. Louis in first round (15th overall) of NFL Draft ... Cards lose first eight contests, then finish 6-2 in second half of season ... **Larry Wilson** inducted into the Pro Football Hall of Fame in Canton, Ohio ... **K Jim Bakken** retires after 17 seasons and franchise-record 234 consecutive games played from 1962-78.

FINAL NFC EAST

STANDINGS

Team	W	L	T	Pct.	Pts.	OP
Dallas	12	4	0	.750	384	208
Philadelphia*	9	7	0	.563	270	250
Washington	8	8	0	.500	273	283
St. Louis	6	10	0	.375	248	296
N.Y. Giants	6	10	0	.375	264	298

*Wild-card postseason qualifier

1979 (5-11)

HEAD COACH BUD WILKINSON (13 GAMES)

HEAD COACH LARRY WILSON (3 GAMES)

Sept. 2	Dallas	L	21-22	50,855
Sept. 9	At N.Y. Giants	W	27-14	71,370
Sept. 16	Pittsburgh	L	21-24	50,416
Sept. 23	Washington	L	7-17	50,680
Sept. 30	At L.A. Rams	L	0-21	48,160
Oct. 7	At Houston	W	24-17	53,043
Oct. 14	Philadelphia	L	20-24	48,367
Oct. 21	At Dallas	L	13-22	64,300
Oct. 28	Cleveland	L	20-38	47,845
Nov. 4	Minnesota	W	37-7	47,213
Nov. 11	At Washington	L	28-30	50,868
Nov. 18	At Philadelphia	L	13-16	70,235
Nov. 25	At Cincinnati	L	28-34	25,103
Dec. 2	San Francisco	W	13-10	41,593
Dec. 9	N.Y. Giants	W	29-20	39,802
Dec. 16	At Chicago	L	6-42	42,810

307-358

Home: 3-5 (376,771). Away: 2-6 (425,889).

TEAM STATISTICS

	Cards	Opp.
Total First Downs.....	305	302
Rushing	145	125
Passing	136	149
Penalty	24	28
Total Net Yards.....	5184	5074
Avg. Per Game	324.0	317.1
Total Plays	1,095	1,073
Avg. Per Play	4.7	4.7
Net Yards Rushing.....	2582	2204
Avg. Per Game	161.4	137.8
Total Rushes	566	567
Net Yards Passing.....	2602	2870
Avg. Per Game	162.6	179.4
Sacked/Yards Lost	32/268	28/194
Gross Yards	2,870	3,064
Att./Comp./Pct.	492/249/50.6478/258/53.9	
Had Intercepted	24	18
Punts/Average.....	80/38.2	90/39.2
Net Punting Average.....	32.0	33.3
Penalties/Yards....	104/941	94/758
Fumbles/Lost.....	42/21	40/19
Touchdowns.....	40	43
Rushing	24	18
Passing	12	22
Returns	4	3

SCORE BY PERIOD

	Q1	Q2	Q3	Q4	OT	Pts.
Team	43	74	98	92	0	307
Opponents	83	106	44	125	0	358

SCORING

	TD	R	P	R	PAT	FG	S	Pts.
Anderson	10	8	2	0	0/0	0/0	0	60
Morris	9	8	1	0	0/0	0/0	0	54
Little	0	0	0	0	24/32	10/19	0	53
Brown	7	7	0	0	0/0	0/0	0	42
Tilley	6	0	6	0	0/0	0/0	0	36
Wood	0	0	0	0	6/7	2/7	0	13
Chandler	2	0	2	0	0/0	0/0	0	12
Gray	1	0	1	0	0/0	0/0	0	6
Green	1	0	0	1	0/0	0/0	0	6
Arneson	1	0	0	1	0/0	0/0	0	6
Neils	1	0	0	1	0/0	0/0	0	6
Phillips	1	1	0	0	0/0	0/0	0	6
Wehrli	1	0	0	1	0/0	0/0	0	6
Parris	0	0	0	0	1/1	0/0	0	1
Team	40	24	12	4	31/40	12/26	307	
Opponents	43	18	22	3	41/43	30/1	358	

PASSING

	Att.	Comp.	Yds.	Comp. %	Yds./Att.	TD	TD%	Int.	Int. %	Long	Sack/Lost	Rating
Hart	379	195	2,218	51.4	5.89	9	2.4	20	5.2	48	25/183	55.8
Pisarkiewicz	109	52	621	47.7	5.69	3	2.7	4	3.6	78t	14/85	59.5
Little	3	2	31	66.7	10.30	0	0.0	0	0.0	16	0/0	100.7
Anderson	1	0	0	0.0	0.00	0	0.0	0	0.0	0	0/0	39.6
Harrell	1	0	0	0.0	0.00	0	0.0	0	0.0	0	0/0	39.6
Team	493	249	2,870	50.6	5.86	12	2.4	24	4.8	78t	39/268	56.7
Opponents	478	258	3,067	53.9	6.42	22	4.6	18	3.7	46	28/194	73.7

SACKS

Pollard 9.0, Arneson 4.0, Yankowski 4.0, Neils 3.0, Greene 2.0, Williams 2.0, Dawson 2.0, Kearney 1.0, Favron 1.0, Zook 1.0, Nelson 1.0.
Team 30.0, Opponents 39.0

RUSHING

	No.	Yds.	Avg.	Long	TD
Anderson	331	1,605	4.8	76t	8
Morris	106	387	3.6	16	8
Brown	73	318	4.4	30t	7
Harrell	19	100	5.3	19	0
Phillips	3	50	16.6	17	1
Lott	11	50	4.5	13	0
Gray	4	41	10.2	38	0
Pisarkiewicz	11	20	1.8	12	0
Hart	6	11	1.8	10	0
Little	2	0	0.0	0	0
Team	566	2,582	4.6	76t	24
Opponents	567	2,204	3.8	52t	18

RECEIVING

	No.	Yds.	Avg.	Long	TD
Tilley	57	938	16.4	51t	6
Anderson	41	308	7.5	28	2
Morris	35	237	6.7	20	1
Gray	25	447	17.8	78t	1
Brown	25	191	7.6	22	0
Stief	22	324	14.7	32	0
Parris	14	174	12.4	39	0
Childs	8	93	11.6	22	0
Chandler	5	49	9.8	28	2
Murrell	2	20	10.0	14	0
Osborne	7	37	5.3	10	0
Harrell	3	33	11.0	15	0
Green	1	15	15.0	15	0
Lott	2	8	4.0	5	0
Hart	1	-4	-4.0	-4	0
Team	249	2,870	11.6	78t	12
Opponents	258	3,067	11.8	46	22

INTERCEPTIONS

	No.	Yds.	Avg.	Long	TD
Stone	6	70	11.6	30	0
Allen	5	126	25.2	78	0
Greene	3	37	12.3	21	0
Wehrli	2	8	4.0	9	1
Smith	1	22	22.0	22	0
Williams	1	25	25.0	25	0
Team	18	288	16.0	78	1
Opponents	24	301	12.5	38	1

PUNT RETURNS

	Ret.	FC	Yds.	Avg.	Long	TD
Harrell	32	12	205	6.4	68	0
Green	8	3	42	5.3	14	0
Nelson	4	0	88	22.0	77	0
Lott	4	3	33	8.2	13	0
Team	48	18	368	7.7	77	0
Opponents	49	7	378	7.7	42	0

KICKOFF RETURNS

	No.	Yds.	Avg.	Long	TD
Green	41	1,007	24.6	106t	1
Harrell	22	497	22.6	53	0
Barefield	3	62	20.6	23	0
Allerman	2	16	8.0	10	0
Lott	1	19	19.0	19	0
Favron	1	10	10.0	10	0
Garlich	1	0	0	0	0
Team	71	1,611	22.7	106t	1
Opponents	57	1,332	23.4	83t	1

PUNTING

	No.	Yds.	Avg.	TB	In20	Lg	Blk.
Little	80	3,060	38.2	6	17	56	2
Team	80	3,060	38.2	6	17	56	2
Opponents	90	3,529	39.2	8	21	59	0

FIELD GOALS

	1-19	20-29	30-39	40-49	50+
Little	0-0	5-5	1-3	3-10	1-1
Wood	0-0	2-2	0-2	0-2	0-1
Team	0-0	7-7	1-5	3-12	1-2
Opponents	0-0	7-9	5-8	3-5	4-8

USUAL STARTING LINEUP

Offense	Defense
WR..... Pat Tilley	LE..... Bob Pollard
LT..... Keith Wortman	NT..... Charlie Davis
LG..... Bob Young	RE..... Mike Dawson
C..... Tom Banks	LOLB..... Eric Williams
RG..... Terry Stieve	LILB..... Steve Neils
TE..... Joe Bostic	 Tim Kearney
RT..... Gary Parris	RILB..... Kurt Allerman
WR..... Mel Gray	ROLB..... Mark Arneson
QB..... Jim Hart	 Calvin Favron
FB..... Wayne Morris	LCB..... Carl Allen
RB..... Ottis Anderson	RCB..... Roger Wehrli
K..... Steve Little	SS..... Ken Greene
 Mike Wood	FS..... Ken Stone
	P..... Steve Little

NOTES

Head Coach **Bud Wilkinson** resigns after 13 games and a 3-10 record, losing six games by four points or less ... **Larry Wilson** named interim head coach ... Cards win two of last three contests to finish 5-11 ... promising young TE **J.V. Cain** dies after collapsing from a heart condition at training camp ... **Ottis Anderson**, the club's first-round draft choice from Miami (FL), turns in the finest season by a rookie running back in NFL history with 1,605 yards rushing, a 4.8-yard average per carry, 10 touchdowns, and a season-high 193 yards in his NFL debut at Dallas Sept. 2 ... **DB Roy Green** returns a kickoff an NFL-record 106 yards in the same game ... Anderson later rushes for 105 yards against Dallas, becoming the first player to rush for over 100 yards twice in the same season against the Cowboys.

FINAL NFC EAST

STANDINGS

Team	W	L	T	Pct.	Pts.	OP
Dallas#	11	5	0	.688	371	313
Philadelphia*	11	5	0	.688	339	282
Washington	10	6	0	.625	348	295
N.Y. Giants	6	10	0	.375	237	323
St. Louis	5	11	0	.313	307	358

#Top NFL playoff seed

*Wild-card postseason qualifier



1980 (5-11)

HEAD COACH JIM HANIFAN

Sept. 7	N.Y. Giants	L	35-41	48,122
Sept. 14	At San Francisco	L	21-24 (OT)	49,999
Sept. 21	At Detroit	L	7-20	80,027
Sept. 28	Philadelphia	W	24-14	49,079
Oct. 5	At New Orleans	W	40-7	56,388
Oct. 12	L.A. Rams	L	13-21	50,230
Oct. 19	At Washington	L	0-23	51,060
Oct. 26	At Baltimore	W	17-10	33,506
Nov. 2	Dallas	L	24-27	50,701
Nov. 9	Atlanta	L	27-33 (OT)	48,662
Nov. 16	At Dallas	L	21-31	52,567
Nov. 23	Kansas City	L	13-21	42,871
Nov. 30	At N.Y. Giants	W	23-7	65,852
Dec. 7	Detroit	W	24-23	46,966
Dec. 14	At Philadelphia	L	3-17	68,969
Dec. 21	Washington	L	7-31	35,942

299-350

Home: 2-6 (372,573). Away: 3-5 (458,368).

TEAM STATISTICS

	Cards	Opp.
Total First Downs.....	281	311
Rushing	123	115
Passing	137	176
Penalty	21	20
Total Net Yards.....	4858	5384
Avg. Per Game	303.6	336.5
Total Plays	1,039	1,113
Avg. Per Play	4.7	4.8
Net Yards Rushing.....	2182	2059
Avg. Per Game	136.4	128.7
Total Rushes	519	547
Net Yards Passing.....	2676	3325
Avg. Per Game	167.3	207.8
Sacked/Yards Lost	50/387	38/291
Gross Yards	3,063	3,616
Att./Comp./Pct./470/239/50.8531/287/54.0		
Had Intercepted	24	20
Punts/Average.....	100/41.1	89/40.1
Net Punting Average.....	31.6	33.4
Penalties/Yards.....	103/922	101/919
Fumbles/Lost.....	24/13	27/14
Touchdowns.....	37	43
Rushing	19	17
Passing	16	23
Returns	2	3

SCORE BY PERIOD

	Q1	Q2	Q3	Q4	OT	Pts.
Team	90	61	74	74	0	299
Opponents	27	115	75	124	9	350

SCORING

	TD	R	P	R	PAT	FG	S	Pts.
Anderson	9	9	0	0	0/0	0/0	0	54
O' Donoghue	0	0	0	0	18/18	11/15	0	51
Morris	7	6	1	0	0/0	0/0	0	42
Tilley	6	0	6	0	0/0	0/0	0	36
Little	0	0	0	0	17/19	3/8	0	26
Marsh	4	0	4	0	0/0	0/0	0	24
Harrell	3	3	0	0	0/0	0/0	0	18
Gray	3	0	3	0	0/0	0/0	0	18
Brown	2	1	1	0	0/0	0/0	0	12
Combs	1	0	1	0	0/0	0/0	0	6
Allen	1	0	1	0	0/0	0/0	0	6
R. Green	1	0	0	1	0/0	0/0	0	6
Team	37	19	16	2	35/3714	23/0	299	
Opponents	43	17	23	3	41/4317	32/0	350	

PASSING

	Att.	Comp.	Yds.	Comp. %	Yds./Att.	TD	TD%	Int.	Int. %	Long	Sack/Lost	Rating
Hart	425	228	2,946	53.6	6.93	16	3.7	20	4.7	69t	40/303	68.4
Loyd	28	5	49	17.8	1.75	0	0.0	1	3.6	20	7/48	24.7
Lisch	17	6	68	35.3	4.00	0	0.0	3	17.6	23	3/36	8.6
Team	470	239	3,063	50.8	6.52	16	3.4	24	5.1	69t	50/387	61.7
Opponents	531	287	3,616	54.0	6.81	23	4.3	20	3.8	58t	38/291	74.0

SACKS

Greer 6.5, Neils 6.5, Yankowski 5.0, Arneson 5.0, Pollard 4.0, Kearney 1.5, Williams 1.5, R. Brown 1.5, Nelson 1.0, Wehrli 1.0, Baker 1.0, R. Green 1.0, Acker .05.

Team 48.0, Opponents 32.0

RUSHING

	No.	Yds.	Avg.	Long	TD
Anderson	301	1,352	4.5	52	9
Morris	117	456	3.9	24	6
Harrell	42	170	4.0	26	3
T. Brown	41	185	4.5	19	1
Hart	9	11	1.2	12	0
Phillips	2	6	3.0	4	0
Love	1	3	3.0	3	0
Loyd	5	2	0.4	2	0
Gray	1	-3	-3	0	0
Team	519	2,182	4.2	52	19
Opponents	457	2,059	3.8	36	17

RECEIVING

	No.	Yds.	Avg.	Long	TD
Tilley	68	966	14.2	60t	6
Gray	40	709	17.7	69t	3
Anderson	36	308	8.5	35	0
Marsh	22	269	12.2	29	4
T. Brown	21	290	13.8	63	1
Morris	15	110	7.3	24	1
Stief	16	165	10.3	23	0
Harrell	9	52	5.7	14	0
Bell	8	123	15.4	34	0
Combs	2	52	26.0	38t	1
Lee	2	19	9.5	12	0
Team	239	3,063	12.8	69t	16
Opponents	287	3,616	12.6	58t	23

INTERCEPTIONS

	No.	Yds.	Avg.	Long	TD
Stone	5	63	12.6	20	0
K. Greene	4	41	10.1	26	0
Allen	3	104	34.6	70t	1
Collier	2	22	11.0	22	0
Williams	2	31	15.5	20	0
Wehrli	1	25	25.0	25	0
Kearney	1	22	22.0	22	0
R. Brown	1	9	9.0	9	0
Green	1	10	10.0	10	0
Team	20	327	16.3	70t	1
Opponents	24	246	10.3	78t	1

PUNT RETURNS

	Ret.	FC	Yds.	Avg.	Long	TD
Bell	22	3	195	8.8	54	0
R. Green	16	6	168	10.5	57t	1
Harrell	11	4	31	2.8	15	0
Nelson	1	0	5	5.0	5	0
Allen	1	0	0	0.0	0	0
Stone	0	1	0	0.0	0	0
Team	51	14	399	7.8	57t	1
Opponents	64	12	645	10.1	75t	1

KICKOFF RETURNS

	No.	Yds.	Avg.	Long	TD
R. Green	32	745	23.3	37	0
Harrell	19	348	18.3	33	0
Love	3	46	15.3	27	0
Stone	3	34	11.3	13	0
Phillips	2	28	14.0	14	0
Nelson	1	29	29.0	29	0
Clark	2	14	7.0	11	0
T. Brown	2	26	13.0	16	0
Baker	0	27	27.0	27	0
Collins	1	0	0.0	0	0
Team	65	1,297	19.9	37	0
Opponents	57	1,142	20.0	35	0

PUNTING

	No.	Yds.	Avg.	TB	In20	Lg	Blk.
Swider	99	4,111	41.5	15	14	66	1
Team	100	4,111	41.1	15	14	66	1
Opponents	89	3,570	40.1	9	13	59	0

FIELD GOALS

	1-19	20-29	30-39	40-49	50+
O'Donoghue	0-0	3-3	3-4	5-8	0-0
Little	0-0	1-2	2-4	0-2	0-0
Team	0-0	4-5	5-8	5-10	0-0
Opponents	1-1	6-7	7-10	3-10	0-4

USUAL STARTING LINEUP

Offense	Defense
WR..... Pat Tilley	LE.....Bob Pollard
LT..... George Collins	NT..... Rush Brown
LG..... Joe Bostic	RE..... Ron Yankowski
Barney Cotton	LOLB..... Steve Neils
C..... Tom Brahoney	LILB.....Eric Williams
Tom Banks	Calvin Favron
RG..... Brad Oates	RILB.....Tim Kearney
Joe Bostic	ROLB.....Mark Arneson
RT..... Dan Dierdorf	LCB..... Carl Allen
TE..... Doug Marsh	Tim Collier
WR..... Mel Gray	RCB.....Roger Wehrli
QB..... Jim Hart	SS..... Lee Nelson
FB..... Wayne Morris	Ken Greene
RB..... Otis Anderson	FS..... Ken Stone
K.....Neil O'Donoghue	Roy Green
Steve Little	P.....Larry Swider

NOTES

Former Don Coryell assistant Jim Hanifan returns to St. Louis as head coach ... Cards finish 5-11 ... future Hall of Famer Dan Dierdorf returns from reconstructive knee surgery to start all 16 games at right tackle and earn a sixth trip to the Pro Bowl ... P Larry Swider sets Cardinal single-season mark with 99 punts ... Card defense ties NFL single-game mark with 12 quarterback sacks at Baltimore Oct. 26 ... 330 rushing yards at New Orleans Oct. 5 establish club single-game record ... after six games, 1978 first-round draft choice K Steve Little is released and involved in auto accident that results in disabling injuries and permanent wheelchair confinement.

FINAL NFC EAST STANDINGS

Team	W	L	T	Pct.	Pts.	OP
Philadelphia	12	4	0	.750	384	222
Dallas*	12	4	0	.750	454	311
Washington	6	10	0	.375	261	293
St. Louis	5	11	0	.313	299	350
N.Y. Giants	4	12	0	.250	249	425

*Wild-card postseason qualifier



1981 (7-9)

HEAD COACH JIM HANIFAN

Sept. 6	Miami	L	7-20	50,351
Sept. 13	At Dallas	L	17-30	63,602
Sept. 20	Washington	W	40-30	50,182
Sept. 27	At Tampa Bay	L	10-30	65,850
Oct. 4	Dallas	W	20-17	49,777
Oct. 11	At N.Y. Giants	L	14-34	67,128
Oct. 18	At Atlanta	L	20-41	51,428
Oct. 25	Minnesota	W	30-17	48,039
Nov. 1	At Washington	L	21-42	50,643
Nov. 8	Philadelphia	L	10-52	48,421
Nov. 15	Buffalo	W	24-0	46,214
Nov. 22	At Baltimore	W	35-24	24,784
Nov. 29	At New England	W	27-20	39,946
Dec. 6	New Orleans	W	30-3	46,923
Dec. 13	N.Y. Giants	L	10-20	47,358
Dec. 20	At Philadelphia	L	0-38	56,656

315-408

Home: 5-3 (384,675). Away: 2-6 (420,037).

TEAM STATISTICS

	Cards	Opp.
Total First Downs	300	328
Rushing	135	134
Passing	141	162
Penalty	24	23
Total Net Yards	5077	5723
Avg. Per Game	317.3	357.7
Total Plays	994	1,015
Avg. Per Play	5.1	5.6
Net Yards Rushing	2213	2428
Avg. Per Game	138.3	151.8
Total Rushes	519	509
Net Yards Passing	2864	3295
Avg. Per Game	179.0	205.9
Sacked/Yards Lost	48/405	32/252
Gross Yards	3,269	3,547
Att./Comp./Pct.	477/253/53.0	494/282/57.1
Had Intercepted	24	21
Punts/Average	69/41.8	69/41.3
Penalties/Yards	106/777	98/845
Fumbles/Lost	34/21	33/16
Touchdowns	37	50
Rushing	20	20
Passing	15	29
Returns	2	1

SCORE BY PERIOD

	Q1	Q2	Q3	Q4	OT	Pts.
Team	83	71	41	120	0	315
Opponents	92	117	92	107	0	408

SCORING

	TD	R	P	R	PAT	FG	S	Pts.
O'Donoghue	0	0	0	0	36/37	19/32	0	93
Anderson	9	9	0	0	0/0	0/0	0	54
R. Green	5	1	4	0	0/0	0/0	0	30
Morris	5	5	0	0	0/0	0/0	0	30
Tilley	3	0	3	0	0/0	0/0	0	18
Harrell	2	1	1	0	0/0	0/0	0	12
T. Brown	2	2	0	0	0/0	0/0	0	12
Gray	2	0	2	0	0/0	0/0	0	12
Mitchell	2	1	1	0	0/0	0/0	0	12
Lomax	2	2	0	0	0/0	0/0	0	12
La Fleur	2	0	2	0	0/0	0/0	0	12
Stief	1	0	1	0	0/0	0/0	0	6
Marsh	1	0	1	0	0/0	0/0	0	6
Ahrens	1	1	0	0	0/0	0/0	0	6
Team	37	20	15	2	36/37	19/32	0	315
Opponents	50	20	29	1	48/50	20/26	0	408

PASSING

	Att.	Comp.	Yds.	Comp. %	Yds./Att.	TD	TD%	Int.	Int. %	Long	Sack/Lost	Rating
Hart	241	134	1,694	55.6	7.03	11	4.5	14	5.8	58t	16/119	68.8
Lomax	236	119	1,575	50.4	6.67	4	1.7	10	4.2	75	32/281	60.1
Team	477	253	3,269	53.0	6.85	15	3.1	24	5.0	75	48/405	64.3
Opponents	495	282	3,547	56.9	7.16	29	5.8	19	3.8	79t	32/252	82.9

SACKS

Greer 12.2, Baker 5.0, R. Brown 3.5, Mays 2.5, Nelson 2.0, Dawson 2.0, Favron 1.0, Pollard 1.0, Radford 1.0, Junior 1.0.
Team 48.0, Opponents 32.0

RUSHING

	No.	Yds.	Avg.	Long	TD
Anderson	328	1,376	4.2	28	9
Morris	111	415	3.7	14	5
Mitchell	31	175	5.6	43	0
Lomax	19	104	5.5	22t	2
R. Green	3	60	20.0	44t	1
T. Brown	15	52	3.5	11t	2
Love	3	11	3.7	4	0
Stief	1	8	8.0	8	0
Harrell	5	6	1.2	4	1
Gray	1	4	4.0	4	0
Hart	2	2	1.0	4	0
Birdsong	1	-2	-2	-2	0
Team	519	2,213	4.3	44t	20
Opponents	509	2,428	4.8	46t	20

RECEIVING

	No.	Yds.	Avg.	Long	TD
Tilley	66	1,040	15.7	75	3
Anderson	51	387	7.6	27	0
R. Green	33	708	21.4	60	4
Gray	27	310	11.5	41t	2
Morris	19	165	8.7	21	0
Harrell	14	131	9.4	62t	1
LaFleur	14	190	13.6	27t	2
Mitchell	6	35	5.8	16	1
Marsh	6	80	13.3	20	1
Stief	5	77	15.4	29	0
Combs	5	54	10.8	13	0
T. Brown	4	60	20.0	28	0
Floyd	3	32	14.0	16	0
Team	253	3,269	12.9	75	15
Opponents	282	3,547	12.6	79t	29

INTERCEPTIONS

	No.	Yds.	Avg.	Long	TD
K. Greene	7	111	15.8	47	0
Wehrli	4	8	2.0	6	0
R. Green	3	44	14.7	29	0
Favron	1	42	42.0	42	0
Collier	1	17	17.0	17	0
Ahrens	1	14	14.0	14t	1
Junior	1	5	5.0	5	0
Williams	1	17	17.0	17	0
Griffin	1	4	5.0	4	0
Johnson	1	19	19.0	19	0
Team	21	281	13.4	47	1
Opponents	24	312	13.0	54	0

PUNT RETURNS

	Ret.	FC	Yds.	Avg.	Long	TD
Mitchell	42	0	445	10.6	50t	1
Harrell	1	1	8	8.0	8	0
K. Greene	0	1	0	0.0	0	0
Team	43	2	453	10.5	50t	1
Opponents	37	10	276	7.4	40	0

KICKOFF RETURNS

	No.	Yds.	Avg.	Long	TD
Mitchell	55	1,292	23.5	67	0
R. Greene	8	135	16.9	28	0
Harrell	7	118	16.8	29	0
Love	3	46	15.3	25	0
Griffin	2	34	17.0	26	0
Team	75	1,625	21.7	67	0
Opponents	55	1,163	21.1	84	0

PUNTING

	No.	Yds.	Avg.	TD	In20	Lg	Blk.
Birdsong	69	2,883	41.8	8	19	75	0
Team	69	2,883	41.8	8	19	75	0
Opponents	69	2,852	41.3	6	12	52	0

FIELD GOALS

	1-19	20-29	30-39	40-49	50+
O' Donoghue	2-2	8-8	4-6	5-11	0-5
Team	2-2	8-8	4-6	5-11	0-5
Opponents	0-0	0-0	8-8	6-8	6-10

USUAL STARTING LINEUP

Offense	Defense
WR.....Pat Tilley	LE.....Bob Pollard
LT.....George Collins	LT.....Mike Dawson
LG.....Terry Stieve	RT.....Rush Brown
C.....Tom Branahney	RE.....Curtis Greer
RG.....Joe Bostic	LLB.....Calvin Favron
RT.....Dan Dierdorf	Eric Williams
TE.....Greg LaFleur	LILB.....E.J. Junior
WR.....Mel Gray	MLB.....Tim Kearney
QB.....Jim Hart	Dave Ahrens
.....Neil Lomax	LCB.....Carl Allen
RB.....Otis Anderson	Jeff Griffin
FB.....Wayne Morris	RCB.....Roger Wehrli
K.....Neil O'Donoghue	Tim Collier
	SS.....Lee Nelson
	FS.....Ken Stone
	P.....Carl Birdsong

NOTES

The 1981 draft class includes Alabama LB **E.J. Junior** (first round), Portland State QB **Neil Lomax** (second round), and Citadel RB **Stump Mitchell** (ninth round), a trio that would combine for 26 seasons with the Cards ... all three earn consensus NFL all-rookie team notice ... Lomax named starter for final six games as Cards win four consecutive times to finish 7-9 ... return specialist Mitchell breaks or ties eight club marks and equals two NFL records ... **Roy Green** doubles as defensive back and wide receiver as the league's first authentic two-way player in more than two decades.

FINAL NFC EAST STANDINGS

Team	W	L	T	Pct.	Pts.	OP
Dallas	12	4	0	.750	368	277
Philadelphia*	10	6	0	.625	368	221
N.Y. Giants	9	7	0	.563	295	257
Washington	8	8	0	.500	347	349
St. Louis	7	9	0	.438	315	408

*Wild-card postseason qualifier



1982 (5-4)

HEAD COACH JIM HANIFAN

Sept. 12	At New Orleans	W	21-7	58,673
Sept. 19	Dallas	L	7-24	50,705
Nov. 21	San Francisco	L	20-31	38,064
Nov. 28	At Atlanta	W	23-20	33,411
Dec. 5	At Philadelphia	W	23-20	63,622
Dec. 12	Washington	L	7-12	35,308
Dec. 19	At Chicago	W	10-7	43,270
Dec. 26	N.Y. Giants	W	24-21	39,824
Jan. 2	At Washington	L	0-28	52,554

135-170

Home: 1-3 (163,901). Away: 4-1 (251,530).

First Round Super Bowl Tournament

Jan. 8	At Green Bay	L	16-41	54,282
--------	--------------	---	-------	--------

TEAM STATISTICS

	Cards	Opp.
Total First Downs.....	162	163
Rushing.....	71	58
Passing.....	81	98
Penalty.....	10	7
Total Net Yards.....	2,542	2,848
Avg. Per Game.....	282.4	316.4
Total Plays.....	579	570
Avg. Per Play.....	4.4	5.0
Net Yards Rushing.....	1,209	995
Avg. Per Game.....	134.3	110.6
Total Rushes.....	307	256
Net Yards Passing.....	1,124	1,853
Avg. Per Game.....	124.9	205.9
Sacked/Yards Lost.....	32/243	23/183
Gross Yards.....	1,367	2,035
Att./Comp./Pct. 240/129/53.8	291/174/59.8	
Had Intercepted.....	6	6
Punts/Average.....	54/43.8	51/41.1
Penalties/Yards.....	55/523	54/424
Fumbles/Lost.....	17/10	14/9
Touchdowns.....	16	21
Rushing.....	10	5
Passing.....	6	16
Returns.....	0	0

SCORE BY PERIOD

	Q1	Q2	Q3	Q4	OT	Pts.
Team	31	48	19	37	0	135
Opponents	23	34	44	69	0	170

SCORING

	TD	R	P	R	PAT	FG	S	Pts.
O' Donoghue	0	0	0	0	15/16	8/13	0	39
Morris	4	4	0	0	0/0	0/0	0	24
Anderson	3	3	0	0	0/0	0/0	0	18
Green	3	0	3	0	0/0	0/0	0	18
Tilley	2	0	2	0	0/0	0/0	0	12
Lomax	1	1	0	0	0/0	0/0	0	6
Mitchell	1	1	0	0	0/0	0/0	0	6
LaFleur	1	0	1	0	0/0	0/0	0	6
Wehrli	1	1	0	0	0/0	0/0	0	6
Team	16	10	6	0	15/16	8/13	0	135
Opponents	21	5	16	0	20/21	8/18	0	170

SACKS

Sacks: Greer 7.5, Grooms 4.5, Brown 3.5, Dawson 3.5, Galloway 2.0, Junior 1.5
Team 32.0 Opponents 23.0.

PASSING

	Att.	Comp.	Yds.	Comp. %	Yds./Att.	TD	TD%	Int.	Int. %	Long	Sack/Lost	Rating
Lomax	205	109	1,367	53.2	6.7	5	2.4	6	2.9	42	31/234	70.3
Hart	33	19	199	57.5	6.0	1	3.0	0	0.0	22	0/0	85.9
Green	1	0	0	0.0	0.0	0	0.0	0	0.0	0	1/9	39.6
Harrell	1	1	10	100.0	10.0	0	0.0	0	0.0	10	0/0	108.3
Team	240	129	1,576	53.2	6.6	6	2.5	6	2.9	42	32/243	72.4
Opponents	291	174	2,035	59.8	7.0	16	5.5	6	2.1	55	23/182	90.7

RUSHING

	No.	Yds.	Avg.	Long	TD
Anderson	145	587	4.0	64	3
Morris	84	274	3.3	9	4
Mitchell	39	189	4.8	32t	1
Lomax	28	119	4.2	19	1
Harrell	4	14	3.5	8	0
Green	6	8	1.2	13	0
Wehrli	1	18	18.0	18t	1
Team	307	1,209	3.9	64	10
Opponents	256	995	3.9	37	5

RECEIVING

	No.	Yds.	Avg.	Long	TD
Tilley	36	465	14.5	34	2
Green	32	454	14.2	42	3
Anderson	14	106	7.6	19	0
Mitchell	11	149	13.5	30	0
Harrell	11	127	11.5	36	0
Marsh	6	94	15.7	21	0
LaFleur	5	67	13.4	30	1
Shumann	5	58	11.6	23	0
Gray	4	34	8.5	13	0
Morris	3	8	2.6	11	0
Lomax	1	10	10.0	10	0
Thompson	1	5	5.0	5	0
Team	129	1,576	12.2	42	6
Opponents	174	2,035	11.7	55	16

INTERCEPTIONS

	No.	Yds.	Avg.	Long	TD
Perrin	1	35	35.0	35	0
Griffin	1	8	8.0	8	0
Nelson	1	7	7.0	7	0
K. Greene	1	2	2.0	2	0
Allen	1	0	0.0	0	0
Dawson	1	0	0.0	0	0
Team	6	52	8.7	35	0
Opponents	6	37	6.1	19	0

PUNT RETURNS

	Ret.	FC	Yds.	Avg.	Long	TD
Mitchell	27	0	165	6.1	15	0
Green	3	0	20	6.7	11	0
Ferrell	1	0	6	6.0	6	0
Harrell	1	1	1	1.0	1	0
Team	32	1	192	6.0	15	0
Opponents	0	0	0	0.0	0	0

KICKOFF RETURNS

	No.	Yds.	Avg.	Long	TD
Mitchell	16	364	22.7	33	0
Harrell	8	150	18.7	31	0
Ferrell	4	88	22.0	27	0
Love	4	69	17.2	24	0
Morris	1	14	14.0	14	0
Griffin	1	12	12.0	12	0
Ahrens	1	5	5.0	5	0
Team	35	702	20.0	33	0
Opponents	26	542	20.8	44	0

PUNTING

	No.	Yds.	Avg.	TB	In20	Lg	Blk.
Birdsong	54	2,365	43.8	6	8	65	0
Team	54	2,365	43.8	6	8	65	0
Opponents	51	2,099	41.1	3	11	53	0

FIELD GOALS

	1-19	20-29	30-39	40-49	50+
O'Donoghue	1-1	2-3	3-3	2-6	0-0
Team	1-1	2-3	3-3	2-6	0-0
Opponents	0-0	5-6	3-5	0-6	0-1

USUAL STARTING LINEUP

Offense	Defense
WR.....Pat Tilley	LE.....Elois Grooms
LT.....Luis Sharpe	LT.....Mike Dawson
LG.....Terry Stieve	RT.....Rush Brown
C.....Dan Dierdorf	RE.....Curtis Greer
RG.....Joe Bostic	LLB.....E.J. Junior
RT.....Tootie Robbins	MLB.....Dave Ahrens
TE.....Doug Marsh	RLB.....Charlie Baker
Greg LaFleur	LCB.....Jeff Griffin
WR.....Roy Green	RCB.....Carl Allen
QB.....Neil Lomax	SS.....Lee Nelson
RB.....Otis Anderson	FS.....Benny Perrin
FB.....Wayne Morris	P.....Carl Birdsong
K.....Neil O'Donoghue	

NOTES

A second consecutive jackpot draft class of UCLA T **Luis Sharpe** (first round), Florida DT **David Galloway** (second round), Alabama S **Benny Perrin** (third round), and East Tennessee State FB **Earl Ferrell** (fifth round) will average over eight years per player, all four earning near-immediate starting roles ... Cards become youngest team in NFL to qualify for the Super Bowl tournament in strike-shortened season with 5-4 record ... NFL players walk out Sept. 19 after second game of the season due to labor strike ... play does not resume until Nov. 21 ... Cards lose 41-16 at Green Bay in first-round action as Card QB **Neil Lomax** sets league postseason record with 385 yards passing.

FINAL NFC STANDINGS

Team	W	L	T	Pct.	Pts.	OP
Washington*	8	1	0	.889	190	128
Dallas	6	3	0	.667	226	145
Green Bay	5	3	1	.611	226	169
Minnesota	5	4	0	.556	187	198
Atlanta	5	4	0	.556	183	199
St. Louis	5	4	0	.556	135	170
Tampa Bay	5	4	0	.556	158	178
Detroit	4	5	0	.444	181	176
New Orleans	4	5	0	.444	129	160
N.Y. Giants	4	5	0	.444	164	160
San Francisco	3	6	0	.333	209	206
Chicago	3	6	0	.333	141	174
Philadelphia	3	6	0	.333	191	195
L.A. Rams	2	7	0	.222	200	250

*Top NFC playoff seed

As the result of a 57-day players' strike, the 1982 NFL regular-season schedule was reduced from 16 weeks to nine. At the conclusion of the regular season, the NFL conducted a 16-team postseason Super Bowl Tournament. Eight teams from each conference were seeded 1-8 based upon their records during the season.



1983 (8-7-1)

HEAD COACH JIM HANIFAN

Sept. 4	At New Orleans	L	17-28	65,225
Sept. 11	Dallas	L	17-34	48,532
Sept. 18	San Francisco	L	27-42	38,130
Sept. 25	At Philadelphia	W	14-11	64,465
Oct. 2	At Kansas City	L	14-38	58,975
Oct. 9	Washington	L	14-38	42,698
Oct. 16	At Tampa Bay	W	34-27	48,224
Oct. 24	N.Y. Giants	T	20-20 (OT)	45,630
Oct. 30	Minnesota	W	41-31	38,796
Nov. 6	At Washington	L	7-45	51,380
Nov. 13	Seattle	W	33-28	33,280
Nov. 20	San Diego	W	44-14	40,644
Nov. 24	At Dallas	L	17-35	60,764
Dec. 4	At N.Y. Giants	W	10-6	25,156
Dec. 11	At L.A. Raiders	W	34-24	32,111
Dec. 18	Philadelphia	W	31-7	21,902
374-428				

Home: 4-3-1 (309,612). Away: 4-4 (406,300).

TEAM STATISTICS

	Cards	Opp.
Total First Downs.....	295	286
Rushing	123	107
Passing	148	161
Penalty	24	18
Total Net Yards.....	5143	5005
Avg. Per Game	321.4	312.8
Total Plays	1,044	1,020
Avg. Per Play	4.9	4.9
Net Yards Rushing.....	2275	1838
Avg. Per Game	142.2	114.9
Total Rushes	525	444
Net Yards Passing.....	2868	3167
Avg. Per Game	179.3	197.9
Sacked/Yards Lost	59/441	59/468
Gross Yards	3,309	3,635
Att./Comp./Pct.	460/267/58.0519/290/55.9	
Had Intercepted	21	28
Punts/Average.....	85/41.5	88/40.3
Penalties/Yards.....	89/770	102/819
Fumbles/Lost.....	50/27	32/20
Touchdowns.....	47	56
Rushing	15	23
Passing	29	24
Returns	3	9

SCORE BY PERIOD

	Q1	Q2	Q3	Q4	OT	Pts.
Team	79	128	86	81	0	374
Opponents	88	124	105	111	0	428

SCORING

	TD	R	P	R	PAT	FG	S	Pts.
O'Donoghue	0	0	0	0	45/47	15/20	90	90
Green	14	0	14	0	0/0	0/0	0	84
Marsh	8	0	8	0	0/0	0/0	0	48
Anderson	6	5	1	0	0/0	0/0	0	36
Tilley	5	0	5	0	0/0	0/0	0	30
Mitchell	3	3	0	0	0/0	0/0	0	18
Love	3	2	1	0	0/0	0/0	0	18
Lomax	2	2	0	0	0/0	0/0	0	12
Morris	2	2	0	0	0/0	0/0	0	12
Nelson	1	0	0	1	0/0	0/0	0	6
Perrin	1	0	0	1	0/0	0/0	0	6
Grooms	1	0	0	1	0/0	0/0	0	6
Ferrell	1	1	0	0	0/0	0/0	0	6
Galloway	0	0	0	0	0/0	0/0	1	2
Team	47	15	29	3	45/47	15/20	90	374
Opponents	56	23	24	9	51/56	12/14	28	428

PASSING

	Att.	Comp.	Yds.	Comp. %	Yds./Att.	TD	TD%	Int.	Int. %	Long	Sack/Lost	Rating
Lomax	354	209	2,636	59.0	7.45	24	6.8	11	3.1	71t	40/291	92.0
Hart	91	50	592	54.9	6.51	4	4.4	8	8.8	39t	16/123	53.0
Lisch	13	6	66	46.1	5.08	1	4.8	2	15.4	26	3/27	47.8
Birdsong	1	1	11	100.0	11.00	0	0.0	0	0.0	0	0/0	112.5
Perrin	1	1	4	100.0	4.00	0	0.0	0	0.0	0	0/0	83.3
Team	460	267	3,309	58.0	7.19	29	6.3	21	4.6	71t	59/441	82.2
Opponents	519	290	3,635	55.9	7.00	24	4.6	28	5.4	69t	59/468	70.6

SACKS

Greer 16.0, A. Baker 13.5, Galloway 12.0, Junior 7.5, Mays 3.0, Nelson 2.0, Grooms 1.0, Harris 1.0, Perrin 1.0, Duda 1.0, Brown 1.0.
Team 59.0, Opponents 59.0

RUSHING

	No.	Yds.	Avg.	Long	TD
Anderson	296	1,270	4.3	43	5
Mitchell	68	373	5.5	46	3
Morris	75	257	3.4	17	2
Lomax	27	125	4.6	35	2
Love	35	103	2.9	16	2
Ferrell	7	53	7.6	21	1
Green	4	49	12.3	25	0
Harrell	4	13	3.3	8	0
Hart	5	12	2.4	13	0
Sharpe	1	11	11.0	11	0
Lisch	2	9	4.5	5	0
Perrin	1	0	0.0	0	0
Team	525	2,275	4.3	46	15
Opponents	444	1,838	4.1	76t	23

RECEIVING

	No.	Yds.	Avg.	Long	TD
Green	78	1,227	15.7	71t	14
Anderson	54	459	8.5	40	1
Tilley	44	690	15.7	71t	5
Marsh	32	421	13.2	38	8
Morris	14	55	3.9	11	0
Shumann	11	154	14.0	33	0
LeFleur	12	99	8.3	21	0
Mitchell	7	54	7.7	17	0
Love	6	58	9.7	16	1
Harrell	3	25	8.3	13	0
Thompson	2	31	15.5	22	0
Pittman	2	21	10.5	11	0
McGill	1	11	11.0	11	0
Ahrens	1	4	4.0	4	0
Team	267	3,309	12.4	71t	29
Opponents	290	3,635	12.5	69t	24

INTERCEPTIONS

	No.	Yds.	Avg.	Long	TD
Washington	8	92	11.5	26	0
Perrin	4	50	12.5	30	0
Harris	3	10	3.3	10	0
Junior	3	27	9.0	19	0
Mack	3	25	8.3	13	0
Grooms	1	10	10.0	10	0
A. Baker	2	24	12.0	19	0
Nelson	1	8	8.0	8	0
Galloway	1	17	17.0	17	0
W. Smith	2	3	1.5	3	0
Team	28	266	9.5	30	0
Opponents	21	385	18.3	70t	5

PUNT RETURNS

	Ret.	FC	Yds.	Avg.	Long	TD
Mitchell	38	1	337	8.9	34	0
Bird	14	2	76	5.4	16	0
Harrell	5	1	31	6.2	11	0
Ferrell	1	0	17	17.0	17	0
Team	58	4	461	7.9	34	0
Opponents	47	13	307	6.5	19	0

KICKOFF RETURNS

	No.	Yds.	Avg.	Long	TD
Mitchell	36	778	21.6	66	0
Ferrell	13	257	19.8	28	0
Bird	9	194	21.6	33	0
Schmitt	4	41	10.3	19	0
Love	3	71	23.7	23	0
Harrell	3	62	20.7	26	0
L. Smith	1	19	19.0	19	0

KICKOFF RETURNS (CONT.)

	No.	Yds.	Avg.	Long	TD
Green	1	14	14.0	14	0
Duda	1	12	12.0	12	0
Allerman	1	11	11.0	11	0
Team	72	1,459	20.3	66	0
Opponents	66	1,300	19.9	94t	1

PUNTING

	No.	Yds.	Avg.	TB	In20	Lg	Blk.
Birdsong	85	3,529	41.5	7	14	59	0
Team	85	3,529	41.5	7	14	59	0
Opponents	88	3,542	40.3	6	18	56	0

FIELD GOALS

	1-19	20-29	30-39	40-49	50+
O'Donoghue	0-1	4-6	3-8	6-11	2-3
Team	0-1	4-6	3-8	6-11	2-3
Opponents	0-0	4-4	2-3	6-6	0-2

USUAL STARTING LINEUP

Offense	Defense
WR.....Pat Tilley	LE..Al "Bubba" Baker
LT.....Luis Sharpe	LT.....Elois Grooms
LG.....Terry Stieve	Mark Duda
C.....Randy Clark	RT.....David Galloway
RG.....Joe Bostic	RE.....Curtis Greer
RT.....Tootie Robbins	LLB.....E.J. Junior
TE.....Doug Marsh	Bob Harris
QB.....Greg LeFleur	MLB.....Kurt Allerman
WR.....Roy Green	E.J. Junior
QB.....Neil Lomax	RLB.....Charlie Baker
RB.....Otis Anderson	LCB Lionel Washington
FB.....Wayne Morris	Cedric Mack
K.....Neil O'Donoghue	RCB.....Wayne Smith
	SS.....Lee Nelson
	FS.....Benny Perrin
	P.....Carl Birdsong

NOTES

After losing five of first six games, Cards rebound with 7-2-1 mark in final 10 contests to narrowly miss playoffs with 8-7-1 record ... in first full season at wide receiver, **Roy Green** establishes team records with 78 pass receptions for 1,227 yards to earn all-pro acclaim ... **DE Curtis Greer** sets team record with 16 quarterback sacks as Cards lead NFL with 59 traps ... Cards and N.Y. Giants play to 20-20 tie on nationally televised "Monday Night Football" game remembered for three missed overtime field-goal attempts by Card K **Neil O'Donoghue** ... future Hall of Fame T **Dan Dierdorf** announces his retirement after 12 seasons, 160 games, and six Pro Bowls ... St. Louis (nine) and Kansas City (six) combine for 15 turnovers, two shy of the NFL record, in 38-14 Chiefs' win Oct. 2 ... Cards lose 28-10 to Minnesota during Aug. 6 preseason game at London's Wembley Stadium, the first NFL game in England.

FINAL NFC EAST

STANDINGS

Team	W	L	T	Pct.	Pts.	OP
Washington#	14	2	0	.875	541	332
Dallas*	12	4	0	.750	479	360
St. Louis	8	7	1	.531	374	428
Philadelphia	5	11	0	.313	233	322
N.Y. Giants	3	12	1	.219	267	347

#Top NFC playoff seed

*Wild-card postseason qualifier



1984 (9-7)

HEAD COACH JIM HANIFAN

Sept. 2	At Green Bay	L	23-24	53,738
Sept. 9	Buffalo	W	37-7	35,785
Sept. 16	At Indianapolis	W	34-33	60,274
Sept. 23	At New Orleans	L	24-34	58,723
Sept. 30	Miami	L	28-36	46,991
Oct. 7	At Dallas	W	31-20	61,438
Oct. 14	Chicago	W	38-21	49,554
Oct. 21	Washington	W	26-24	50,262
Oct. 28	At Philadelphia	W	34-14	54,310
Nov. 4	L.A. Rams	L	13-16	51,010
Nov. 11	Dallas	L	17-24	48,721
Nov. 18	At N.Y. Giants	L	10-16	73,428
Nov. 25	Philadelphia	W	17-16	39,858
Dec. 2	At New England	W	33-10	53,558
Dec. 9	N.Y. Giants	W	31-21	49,973
Dec. 16	At Washington	L	27-29	54,299

Home: 5-3 (372,154). Away: (469,768).

TEAM STATISTICS

	Cards	Opp.
Total First Downs.....	345	292
Rushing.....	129	108
Passing.....	200	157
Penalty.....	16	27
Total Net Yards.....	6,345	5,094
Avg. Per Game.....	396.6	318.4
Total Plays.....	1,103	991
Avg. Per Play.....	5.8	5.1
Net Yards Rushing.....	2,088	1,923
Avg. Per Game.....	130.5	120.2
Total Rushes.....	488	442
Net Yards Passing.....	4,257	3,171
Avg. Per Game.....	266.1	198.2
Sacked/Yards Lost.....	49/377	55/403
Gross Yards.....	4,634	3,574
Att./Comp./Pct. 566/347/61.3	494/251/50.8	
Had Intercepted.....	16	21
Punts/Average.....	68/38.1	81/38.9
Penalties/Yards.....	109/904	75/578
Fumbles/Lost.....	32/20	20/12
Touchdowns.....	51	39
Rushing.....	21	11
Passing.....	28	26
Returns.....	2	2

SCORE BY PERIOD

	Q1	Q2	Q3	Q4	OT	Pts.
Team	72	134	102	115	0	423
Opponents	77	100	97	71	0	345

SCORING

	TD	R	P	R	PAT	FG	S	Pts.
O'Donoghue	0	0	0	0	48/51	24/35	0	117
Green	12	0	12	0	0/0	0/0	0	72
Mitchell	11	9	2	0	0/0	0/0	0	66
Anderson	8	6	2	0	0/0	0/0	0	48
Marsh	5	0	5	0	0/0	0/0	0	30
Tilley	5	0	5	0	0/0	0/0	0	30
Lomax	3	3	0	0	0/0	0/0	0	18
Ferrell	2	1	1	0	0/0	0/0	0	12
Love	2	1	1	0	0/0	0/0	0	12
Howard	1	0	0	1	0/0	0/0	0	6
L. Smith	1	0	0	1	0/0	0/0	0	6
Harrell	1	1	0	0	0/0	0/0	0	6
Team	51	21	28	2	48/51	24/35	0	423
Opponents	39	11	26	2	36/39	24/37	0	345

PASSING

Rating	Att.	Comp.	Yds.	Comp. %	Yds./Att.	TD	TD%	Int.	Int. %	Long	Sack/Lost	
Lomax	560	345	4,614	61.6	8.24	28	5.0	16	2.99	83t	49/377	92.5
Mclvor	4	0	0	0.0	0.00	0	0.0	0	0.0	0	0/0	39.6
Mitchell	1	1	20	100.0	0.00	0	0.0	0	0.0	0	0/0	118.8
Perrin	1	1	0	0.0	0.00	0	0.0	0	0.0	0	0/0	79.2
Team	566	347	4,634	61.3	8.19	28	4.9	16	2.8	83t	49/377	92.0
Opponents	494	251	3,574	50.8	7.23	26	5.3	21	4.1	90t	55/403	74.4

SACKS

Greer 14.0, A. Baker 10.0, Junior 9.5, Galloway 5.0, Duda 4.0, Mays 3.5, Nelson 3.0, Grooms 2.0, Holloway 1.5, Harris 1.5, L. Smith 1.0.
Team 55.0, Opponents 65.0

RUSHING

	No.	Yds.	Avg.	Long	TD
Anderson	289	1,174	4.1	24	6
Mitchell	81	434	5.4	39	9
Ferrell	44	203	4.5	25	1
Lomax	35	184	5.3	20	3
Love	25	90	3.6	13	1
Harrell	5	7	1.2	4	1
Harrington	3	6	2.0	5	0
Mclvor	3	5	1.7	6	0
Marsh	1	-5	-5.0	-5	0
Green	1	-10	-10.0	-10	0
Team	488	2,088	4.3	39	21
Opponents	442	1,923	4.4	73	11

RECEIVING

	No.	Yds.	Avg.	Long	TD
Green	78	1,555	19.9	83t	12
Anderson	70	611	8.7	57	2
Tilley	52	758	14.6	42	5
Marsh	39	608	15.6	47	5
Mitchell	26	318	12.2	44t	2
Ferrell	26	218	8.4	21	1
LaFleur	17	198	11.6	21	0
Harrell	14	106	7.6	15	0
Pittman	10	145	14.5	50	0
Love	7	33	4.7	16	1
Mack	5	61	12.2	22	0
Goode	3	23	7.7	10	0
Team	347	4,634	13.4	83t	28
Opponents	251	3,574	14.2	90t	26

INTERCEPTIONS

	No.	Yds.	Avg.	Long	TD
Washington	5	42	8.4	18	0
W. Smith	4	35	8.8	23	0
Perrin	4	22	5.5	22	0
L. Smith	2	31	15.5	25t	1
Griffin	2	0	0.0	0	0
Howard	2	-4	-2.0	1	0
Hefflin	1	19	19.0	19	0
Junior	1	18	18.0	18	0
Team	21	163	7.8	25t	1
Opponents	16	219	13.7	54	0

PUNT RETURNS

	Ret.	FC	Yds.	Avg.	Long	TD
Mitchell	38	3	333	8.8	39	0
Bird	5	0	56	11.2	17	0
Pittman	4	1	10	2.5	5	0
Green	0	1	0	0.0	0	0
Team	47	5	399	8.5	39	0
Opponents	27	12	239	8.9	61	0

KICKOFF RETURNS

	No.	Yds.	Avg.	Long	TD
Mitchell	35	804	23.0	56	0
Pittman	14	319	22.8	43	0
Harrell	13	231	17.8	28	0
Bird	9	190	21.1	28	0
Green	1	18	18.0	18	0
Love	1	1	1.0	1	0
Ferrell	1	0	0.0	0	0
Team	74	1,563	21.1	56	0
Opponents	85	1,549	18.2	96t	1

PUNTING

	No.	Yds.	Avg.	TB	In20	Lg	Blk.
Birdsong	67	2,594	38.7	8	20	59	1
Team	1	0	0.0	0	0	0	0
Team	68	2,594	38.1	8	20	59	1
Opponents	81	3,157	38.9	5	9	59	1

FIELD GOALS

	1-19	20-29	30-39	40-49	50+
O'Donoghue	0-0	7-7	7-9	8-16	1-3
Team	0-0	7-7	7-9	8-16	1-3
Opponents	1-1	8-10	13-16	2-6	7-5

USUAL STARTING LINEUP

Offense	Defense
WR.....Pat Tilley	LE..Al "Bubba" Baker
LT.....Luis Sharpe	LT.....David Galloway
LG.....Terry Stieve	RT.....Elois Grooms
C.....Randy Clark	RB.....Randy Duda
RG.....Joe Bostic	RE.....Curtis Greer
RT.....Tootie Robbins	LLB...Thomas Howard
TE.....Doug Marsh	MLB.....E.J. Junior
Greg LaFleur	Kurt Allerman
WR.....Roy Green	RLB....Charlie Baker
QB.....Neil Lomax	E.J. Junior
RB.....Otis Anderson	LCB....Lionel Wash.
FB.....Earl Ferrell	RCB....Wayne Smith
K.....Neil O'Donoghue	SS.....Leonard Smith
	LE Nelson
	FS.....Benny Perrin
	P.....Carl Birdsong

NOTES

The Cards, with the NFC Eastern Division title on line to the winner, travel to R.F.K. Stadium and battle back from a 23-7 half-time deficit to take a 27-16 lead midway through fourth quarter, but a 50-yard field-goal try sails wide as time expires and Redskins escape with a 29-27 win and the division crown ... in the torrid comeback at Washington, QB **Neil Lomax** connects on 25 of 28 passes for 314 yards in the second half ... Cards finish 9-7 with seven losses by an average of just over six points ... Lomax sets club single-season marks with 345 pass completions in 560 attempts for 4,614 yards (fifth highest in NFL history), 28 touchdowns, and 92.5 quarterback rating ... WR **Roy Green's** 1,555 receiving yards is most by NFL player in 19 seasons as he averages 45.3 yards per touchdown reception.

FINAL NFC EAST

STANDINGS

Team	W	L	T	Pct.	Pts.	OP
Washington	11	5	0	.688	426	310
N.Y. Giants*	9	7	0	.563	299	301
St. Louis	9	7	0	.563	423	345
Dallas	9	7	0	.563	308	308
Philadelphia	6	9	1	.406	278	320

*Wild-card postseason qualifier



1985 (5-11)

HEAD COACH JIM HANIFAN

Sept. 8	At Cleveland	W	27-24 (OT)	62,107
Sept. 15	Cincinnati	W	41-27	46,321
Sept. 22	At N.Y. Giants	L	17-27	74,987
Sept. 29	Green Bay	W	43-28	48,598
Oct. 7	At Washington	L	10-27	53,134
Oct. 13	At Philadelphia	L	7-30	48,186
Oct. 20	At Pittsburgh	L	10-23	56,478
Oct. 27	Houston	L	10-20	43,190
Nov. 4	Dallas	W	21-10	49,337
Nov. 10	At Tampa Bay	L	0-16	34,736
Nov. 17	Philadelphia	L	14-24	39,032
Nov. 24	N.Y. Giants	L	3-34	41,248
Nov. 28	At Dallas	L	17-35	54,125
Dec. 8	New Orleans	W	28-16	29,527
Dec. 15	At L.A. Rams	L	14-46	52,052
Dec. 21	Washington	L	16-27	28,090

278-414

Home: 4-4 (325,343). Away: 1-7 (435,805).

TEAM STATISTICS

	Cards	Opp.
Total First Downs.....	301	314
Rushing	108	115
Passing	171	169
Penalty	22	30
Total Net Yards.....	5086	5381
Avg. Per Game	317.9	336.3
Total Plays	1,016	1,045
Avg. Per Play	5.0	5.2
Net Yards Rushing.....	1974	2378
Avg. Per Game	123.4	148.6
Total Rushes	417	552
Net Yards Passing.....	3112	3003
Avg. Per Game	194.5	187.7
Sacked/Yards Lost	65/469	32/254
Gross Yards	3,581	3,257
Att./Comp./Pct.	534/296/55.4461/253/54.9	
Had Intercepted	18	13
Punts/Average.....	85/41.7	75/41.0
Penalties/Yards.....	101/816	88/744
Fumbles/Lost.....	36/16	28/14
Touchdowns.....	34	47
Rushing	14	11
Passing	19	34
Returns	1	2

SCORE BY PERIOD

	Q1	Q2	Q3	Q4	OT	Pts.
Team	67	73	48	87	3	278
Opponents	78	122	77	137	0	414

SCORING

	TD	R	P	R	PAT	FG	S	Pts.
Mitchell	10	7	3	0	0/0	0/0	0	60
O'Donoghue	0	0	0	0	19/19	10/18	0	49
Tilley	6	0	6	0	0/0	0/0	0	36
Green	5	0	5	0	0/0	0/0	0	30
Ferrell	4	2	2	0	0/0	0/0	0	24
Anderson	4	4	0	0	0/0	0/0	0	24
Bojovic	0	0	0	0	11/12	3/7	0	20
Washington	1	0	0	1	0/0	0/0	0	6
Duncan	1	0	1	0	0/0	0/0	0	6
J.T. Smith	1	0	1	0	0/0	0/0	0	6
Marsh	1	0	1	0	0/0	0/0	0	6
Harrington	1	1	0	0	0/0	0/0	0	6
Atkinson	0	0	0	0	3/3	0/3	0	3
Wright	0	0	0	0	0/0	0/0	1	2
Team	34	14	19	1	33/3412	28/1	278	
Opponents	47	11	34	2	46/4728	38/1	414	

PASSING

	Att.	Comp.	Yds.	Comp. %	Yds./Att.	TD	TD%	Int.	Int. %	Long	Sack/Lost	Rating
Lomax	471	266	3,214	56.5	6.82	18	3.8	12	2.5	47	61/442	79.9
Brunner	60	29	336	48.3	5.60	1	1.7	6	10.0	40	4/27	31.8
Mitchell	2	1	31	50.0	15.50	0	0.0	0	0.0	31	0/0	95.9
Birdsong	1	0	0	0.0	0.00	0	0.0	0	0.0	0	0/0	39.6
Team	534	296	3,581	55.4	6.71	19	3.6	18	3.4	47	65/469	74.1
Opponents	461	253	3,257	54.9	7.07	34	7.4	13	2.8	53	32/254	90.3

SACKS

Greer 7.0, Duda 5.5, Galloway 4.5, A. Baker 4.0, Nunn 3.0, L. Smith 3.0, Junior 2.0, Mays 2.0, Grooms 1.0.

Team 32.0, Opponents 65.0

RUSHING

	No.	Yds.	Avg.	Long	TD
Mitchell	183	1,006	5.5	64	7
Anderson	118	481	4.1	38	4
Ferrell	45	204	4.5	30	2
Lomax	32	125	3.9	23	0
Wolfe	24	64	2.7	11	0
Harrington	7	42	6.0	22	1
J.T. Smith	3	36	12.0	30	0
Brunner	3	8	2.7	8	0
Love	1	4	4.0	4	0
Green	1	2	2.0	2	0
Team	417	1,974	4.7	64	14
Opponents	552	2,378	4.3	80	11

RECEIVING

	No.	Yds.	Avg.	Long	TD
Green	50	683	13.9	47	5
Tilley	49	726	14.8	47	6
Mitchell	47	502	10.7	46	3
J.T. Smith	43	581	13.5	34	1
Marsh	37	355	9.6	23	1
Ferrell	25	277	11.1	30	2
Anderson	23	225	9.8	43	0
LaFleur	9	119	13.2	24	0
Duncan	4	39	9.8	14	1
Gray	3	22	7.3	12	0
Wolfe	2	18	9.0	17	0
Love	2	4	2.0	3	0
Mack	1	16	16.0	16	0
Novacek	1	4	4.0	4	0
Team	296	3,581	12.1	47	19
Opponents	253	3,257	12.9	53	34

INTERCEPTIONS

	No.	Yds.	Avg.	Long	TD
Junior	5	109	21.8	53	0
Young	3	0	0.0	0	0
L. Smith	2	73	36.5	67	0
Mack	2	10	5.0	10	0
Washington	1	48	48.0	48	1
Team	13	240	18.5	67	1
Opponents	18	247	13.7	68	1

PUNT RETURNS

	Ret.	FC	Yds.	Avg.	Long	TD
J.T. Smith	26	9	283	10.9	31	0
Mitchell	11	2	97	8.8	21	0
Nelson	2	0	14	7.0	8	0
Tilley	1	0	-1	-1.0	-1	0
Team	40	11	393	9.8	31	0
Opponents	50	12	457	9.1	26	0

KICKOFF RETURNS

	No.	Yds.	Avg.	Long	TD
Duncan	28	550	19.6	34	0
Mitchell	19	345	18.2	35	0
Wolfe	13	234	18.0	28	0
L. Smith	5	68	13.6	26	0
Harrington	4	77	19.3	35	0
J.T. Smith	4	59	14.8	33	0
Nelson	3	49	16.3	26	0
Novacek	1	20	20.0	20	0
Mumford	1	19	19.0	19	0
Team	78	1,421	18.2	35	0
Opponents	56	1,150	20.5	40	0

PUNTING

	No.	Yds.	Avg.	TB	In20	Lg	Bk.
Birdsong	85	3,545	41.7	8	20	67	2
Team	85	3,545	41.7	8	20	67	2
Opponents	75	3,077	41.0	5	12	64	0

FIELD GOALS

	1-19	20-29	30-39	40-49	50+
O'Donoghue	1-1	3-5	4-6	2-4	0-2
Atkinson	0-0	0-0	0-0	0-3	0-0
Bojovic	0-0	0-0	0-2	2-3	0-2
Team	1-1	3-5	4-8	4-10	0-4
Opponents	3-3	6-7	11-14	6-9	2-5

USUAL STARTING LINEUP

Offense	Defense
WR Pat Tilley	LEAL "Bubba" Baker
LT Luis Sharpe	LT David Galloway
LG Doug Dawson	RT Mark Duda
C Randy Clark	RE Curtis Greer
RG Joe Bostic	LLB Niko Noga
RT Tootie Robbins	MLB E.J. Junior
	RLB Freddie Joe
TE Doug Marsh	Nunn
WR Roy Green	LCB Cedric Mack
QB Neil Lomax	RCB Wayne Smith
RB Ottis Anderson	SS Leonard Smith
	FS Lonnie Young
RB Earl Ferrell	Benny Perrin
K Neil O'Donoghue	P Carl Birdsong
	Novo Bojovic

NOTES

Though a 3-1 start looks promising, the Cards win only two of their final 12 contests to finish 5-11, spelling the end of **Jim Hanifan's** six-year (1980-85) tenure as head coach ... with former all-pro **RB Ottis Anderson** injured, **RB Stump Mitchell** averages 96.9 yards rushing in final nine games en route to 1,006 yards and a 5.5-yard average per carry despite starting just eight contests ... **QB Neil Lomax** is sacked NFC-high 61 times ... Yugoslavian **K Novo Bojovic**, signed by the Cards during mid-season, kicks a 40-yard field goal to give the Cards a 3-0 first-quarter lead Nov. 24 vs. N.Y. Giants, chases down the football, spikes it in the end zone, then watches as teammates as Giants score 34 unanswered points in 34-3 defeat at the Meadowlands.

FINAL NFC EAST STANDINGS

Team	W	L	T	Pct.	Pts.	OP
Dallas	10	6	0	.625	357	333
N.Y. Giants*	10	6	0	.625	399	283
Washington	10	6	0	.625	297	312
Philadelphia	7	9	0	.438	286	310
St. Louis	5	11	0	.313	278	414

*Wild-card postseason qualifier



1986 (4-11-1)

HEAD COACH GENE STALLINGS

Sept. 7	L.A. Rams	L	10-16	40,347
Sept. 14	At Atlanta	L	13-33	46,463
Sept. 21	At Buffalo	L	10-17	65,762
Sept. 29	Dallas	L	7-31	49,077
Oct. 5	N.Y. Giants	L	6-13	40,562
Oct. 12	At Tampa Bay	W	30-19	33,307
Oct. 19	At Washington	L	21-28	53,494
Oct. 26	At Dallas	L	6-37	60,756
Nov. 2	Philadelphia	W	13-10	33,051
Nov. 9	At San Francisco	L	17-43	50,172
Nov. 16	New Orleans	L	7-16	32,069
Nov. 23	Kansas City	W	23-14	29,680
Nov. 30	Washington	L	17-20	35,637
Dec. 7	At Philadelphia	T	10-10 (OT)	50,148
Dec. 14	At N.Y. Giants	L	7-27	75,261
Dec. 21	Tampa Bay	W	21-17	23,957

Home: 3-5 (284,380). Away: 1-6-1 (435,363).

TEAM STATISTICS

	Cards	Opp.
Total First Downs.....	273	304
Rushing	102	125
Passing	149	149
Penalty	22	30
Total Net Yards.....	4503	4864
Avg. Per Game	281.4	304.0
Total Plays	994	1,037
Avg. Per Play	4.5	4.7
Net Yards Rushing.....	1787	2227
Avg. Per Game	111.7	139.2
Total Rushes	419	560
Net Yards Passing.....	2716	2637
Avg. Per Game	169.8	164.8
Sacked/Yards Lost	59/424	41/355
Gross Yards	3,140	2,992
Att./Comp./Pct.516/293/56.8436/215/49.3		
Had Intercepted	19	10
Punts/Average.....	92/37.1	83/42.5
Penalties/Yards.....	116/932	86/682
Fumbles/Lost.....	25/10	40/12
Touchdowns.....	27	40
Rushing	8	17
Passing	17	21
Returns	2	2

SCORE BY PERIOD

	Q1	Q2	Q3	Q4	OT	Pts.
Team	15	79	41	83	0	218
Opponents	82	106	64	99	0	351

SCORING

	TD	R	P	R	PAT	FG	S	Pts.
Lee	0	0	0	0	14/17	8/13	0	38
Green	6	0	6	0	0/0	0/0	0	36
J.T. Smith	6	0	6	0	0/0	0/0	0	36
Mitchell	5	5	0	0	0/0	0/0	0	30
Ferrell	3	0	3	0	0/0	0/0	0	18
Schubert	0	0	0	0	9/10	3/11	0	18
Sikahema	3	0	1	2	0/0	0/0	0	18
Anderson	2	2	0	0	0/0	0/0	0	12
Fox	1	0	1	0	0/0	0/0	0	6
Lomax	1	1	0	0	0/0	0/0	0	6
Team	27	8	17	2	23/27	11/24	0	218
Opponents	40	17	21	2	37/40	24/32	0	351

PASSING

	Att.	Comp.	Yds.	Comp. %	Yds./Att.	TD	TD%	Int.	Int. %	Long	Sack/Lost	Rating
Lomax	421	240	2,583	57.0	6.14	13	3.1	12	2.9	48t	52/381	73.4
Stoudt	91	52	542	57.1	5.96	3	3.3	7	7.7	24t	7/43	53.4
Mitchell	3	1	15	33.3	5.00	1	0.0	0	0.0	0	0/0	39.3
Arapostathis	1	0	0	0.0	0.00	0	0.0	0	0.0	0	0/0	90.6
Team	516	293	3,140	56.8	6.09	17	3.3	19	3.7	48t	59/424	70.3
Opponents	436	215	2,992	49.3	6.86	21	4.8	10	2.3	51	41/355	78.1

SACKS

A. Baker 10.0, Nunn 7.0, L. Smith 5.0, Galloway 5.0, Bell 4.0, C. Baker 3.5, Clasby 3.0, Noga 2.0.

Team 41.0, Opponents 59.0

RUSHING

	No.	Yds.	Avg.	Long	TD
Mitchell	174	800	4.6	44	5
Ferrell	124	548	4.4	25	0
Anderson	51	156	3.1	14	2
Lomax	35	148	4.2	18	1
Sikahema	16	62	3.9	23	0
Stoudt	7	53	7.6	17	0
Wolfley	8	19	2.4	8	0
Marsh	1	5	5.0	5	0
Green	2	-4	-2.0	1	0
Austin	1	0	0.0	0	0
Team	419	1,787	4.3	44	8
Opponents	560	2,227	4.0	54	17

RECEIVING

	No.	Yds.	Avg.	Long	TD
J.T. Smith	80	1,014	12.7	45	6
Ferrell	56	434	7.8	30t	3
Green	42	517	12.3	48t	6
Mitchell	41	276	6.7	24	0
Marsh	25	313	12.5	27	0
T. Johnson	14	203	14.5	39	0
Anderson	10	91	9.1	19	0
Fox	5	59	11.8	38t	1
Sikahema	10	99	9.9	27	1
Tilley	3	51	17.0	18	0
Holman	3	41	13.7	18	0
Wolfley	2	32	16.0	28	0
Sargent	1	8	8.0	8	0
Novacek	1	2	2.0	2	0
Team	293	3,140	10.7	48t	17
Opponents	215	2,992	13.9	51	21

INTERCEPTIONS

	No.	Yds.	Avg.	Long	TD
Mack	4	42	10.5	24	0
Washington	2	19	9.5	19	0
Carter	2	12	6.0	11	0
W. Smith	1	35	35.0	35	0
Le. Smith	1	13	13.0	13	0
Team	10	121	12.1	35	0
Opponents	19	271	14.3	78t	2

PUNT RETURNS

	Ret.	FC	Yds.	Avg.	Long	TD
Sikahema	43	16	522	12.1	71t	2
J.T. Smith	1	0	6	6.0	6	0
Carter	1	0	0	0.0	0	0
Team	45	16	528	11.7	71t	2
Opponents	44	20	296	6.7	22	0

KICKOFF RETURNS

	No.	Yds.	Avg.	Long	TD
Sikahema	37	847	22.9	44	0
Swanson	10	206	20.6	40	0
Mitchell	6	203	33.8	53	0
Fox	6	161	26.8	38	0
Johnson	3	46	15.3	25	0
Carter	2	21	10.5	14	0
Ferrell	3	41	13.7	27	0
Sargent	2	27	13.5	14	0
Holmes	1	2	2.0	2	0
Wolfley	0	-6	-6.0	-6	0
Team	70	1,548	22.1	53	0
Opponents	50	886	17.7	56	0

PUNTING

	No.	Yds.	Avg.	TB	In20	Lg	Blk.
Cater	61	2,271	37.2	4	16	52	1
Arapostathis	30	1,140	38.0	0	5	50	0
Team	92	3,411	37.1	4	21	52	1
Opponents	83	3,514	42.3	10	24	60	0

FIELD GOALS

	1-19	20-29	30-39	40-49	50+
Lee	0-0	2-3	5-6	1-4	0-0
Schubert	0-0	2-2	0-4	1-5	0-0
Team	0-0	4-5	5-10	2-9	0-0
Opponents	0-0	5-6	9-11	9-15	0-0

USUAL STARTING LINEUP

Offense	Defense
WR.....J.T. Smith	LE.....Bob Clasby
LT.....Luis Sharpe	NT.....Mark Duda
LG.....Derek Kennard	David Galloway
Ray Brown	RE...Al "Bubba" Baker
C.....Mike Ruether	LOLB.....Freddie Joe Nunn
Gene Chilton	
RG.....Joe Bostic	LILB.....E.J. Junior
RT.....Lance Smith	RILB.....Niko Noga
Tootie Robbins	ROLB....Charlie Baker
TE.....Doug Marsh	LCB..Lionel Washington
WR.....Roy Green	RCB.....Cedric Mack
QB.....Neil Lomax	Wayne Smith
RB.....Stump Mitchell	SS.....Leonard Smith
FB.....Earl Ferrell	FS.....Lonnie Young
K.....John Lee	P.....Greg Cater
Eric Schubert	

NOTES

Long-time Dallas assistant Gene Stallings named Cards' head coach ... injury-riddled squad manages 4-11-1 mark ... rookie 10th-round pick and RB Vai Sikahema (return specialist) and RB Ron Wolfley (special teams) voted to Pro Bowl ... Sikahema ties NFL record with two punt returns for touchdowns (71 and 60 yards) vs. Tampa Bay Dec. 21 ... WR J.T. Smith sets club single-season mark with 80 pass receptions ... just eight weeks removed from back surgery, 49ers quarterback Joe Montana makes spectacular return at Cards' expense, completing 13 of 19 passes for 270 yards and three touchdowns to Jerry Rice in 43-17 win at San Francisco Nov. 9.

FINAL NFC EAST STANDINGS

Team	W	L	T	Pct.	Pts.	OP
N.Y. Giants#	14	2	0	.875	371	236
Washington*	12	4	0	.750	368	296
Dallas	7	9	0	.438	346	337
Philadelphia	5	10	1	.344	256	312
St. Louis	4	11	1	.281	218	315

#Top NFC playoff seed

*Wild-card postseason qualifier



1987 (7-8)

HEAD COACH GENE STALLINGS

(Final season in St. Louis)

Sept. 13	Dallas	W	24-13	47,241
Sept. 20	At San Diego	L	24-28	47,998
Sept. 27	Indianapolis (not played)			
Oct. 4	At Washington	L	21-28	27,728
Oct. 11	New Orleans	W	24-19	11,795
Oct. 18	At S.F.	L	28-34	38,094
Oct. 25	At N.Y. Giants	L	7-30	74,391
Nov. 1	Philadelphia	L	23-28	24,586
Nov. 8	Tampa Bay	W	31-28	22,449
Nov. 15	L.A. Rams	L	24-27	27,737
Nov. 22	At Philadelphia	W	31-19	55,592
Nov. 29	At Atlanta	W	34-21	15,909
Dec. 6	Washington	L	17-34	31,324
Dec. 13	N.Y. Giants	W	31-14	32,046
Dec. 20	At Tampa Bay	W	31-14	32,046
Dec. 27	At Dallas	L	16-21	36,788

Home: 4-3 (194,748). Away: 3-5 (328,536).

TEAM STATISTICS

	Cards	Opp.
Total First Downs	325	306
Rushing	115	116
Passing	189	168
Penalty	21	22
Total Net Yards	5326	5384
Avg. Per Game	355.1	358.9
Total Plays	1,045	1,023
Avg. Per Play	5.1	5.3
Net Yards Rushing	1873	2001
Avg. Per Game	124.9	133.4
Total Rushes	462	492
Net Yards Passing	3453	3383
Avg. Per Game	230.2	225.5
Sacked/Yards Lost	54/397	41/285
Gross Yards	3,850	3,668
Att./Comp./Pct.	529/305/57.7	490/276/56.3
Had Intercepted	15	14
Punts/Average	70/38.0	74/41.2
Penalties/Yards	101/797	88/718
Fumbles/Lost	23/12	34/19
Touchdowns	46	48
Rushing	15	16
Passing	25	30
Returns	6	2

SCORE BY PERIOD

	Q1	Q2	Q3	Q4	OT	Pts.
Team	67	127	61	107	0	362
Opponents	90	88	103	87	0	368

SCORING

	TD	R	P	R	PAT	FG	S	Pts.
Gallery	0	0	0	0	30/31	9/19	0	57
J. Smith	8	0	0	0	0/0	0/0	0	48
Del Greco St.L.	0	0	0	0	8/9	4/5	0	20
Ferrell	7	7	0	0	0/0	0/0	0	42
Awalt	6	6	0	0	0/0	0/0	0	36
Mitchell	5	3	2	0	0/0	0/0	0	30
Green	4	0	4	0	0/0	0/0	0	24
McAdoo	4	3	0	1	0/0	0/0	0	24
Novacek	3	0	3	0	0/0	0/0	0	18
T. Johnson	2	0	2	0	0/0	0/0	0	12
Staurovsky	0	0	0	0	6/6	1/3	0	9
Garza	1	1	0	0	0/0	0/0	0	6
Jackson	1	0	1	0	0/0	0/0	0	6
N. Noga	1	0	1	0	0/0	0/0	0	6
P. Noga	1	0	1	0	0/0	0/0	0	6
Le. Smith	1	0	1	0	0/0	0/0	0	6
Sikahema	1	0	1	0	0/0	0/0	0	6
Wolfley	1	1	0	0	0/0	0/0	0	6
Team	46	15	25	6	44/46	14/20	362	
Opponents	48	16	30	2	45/48	11/18	368	

PASSING

	Att.	Comp.	Yds.	Comp. %	Yds./Att.	TD	TD%	Int.	Int. %	Long	Sack/Lost	Rating
Lomax	463	275	3,387	59.4	7.32	24	5.2	12	2.6	57	48/350	88.5
Halloran	42	18	263	42.9	6.26	0	0.0	1	2.4	49	5/34	54.0
Garza	20	11	183	55.0	9.15	1	5.0	2	10.0	38t	1/13	63.1
Mitchell	3	1	17	33.3	5.67	0	0.0	0	0.0	17	0/0	53.5
Stoudt	1	0	0	0.0	0.00	0	0.0	0	0.0	0	0/0	39.6
Team	529	305	3,850	57.6	7.27	25	4.7	15	2.8	57	54/397	84.4
Opponents	490	276	3,668	56.3	7.49	30	6.1	14	2.9	88t	41/285	88.7

SACKS

Nunn 11.0, Greer 6.0, Clasby 4.5, N. Noga 3.0, Saddler 3.0, Garalczyk 2.5, Junior 2.0, Le. Smith 2.0, Scotts 2.0, Alvord 1.5, Bell 1.0, Galloway 1.0, Mack 1.0, Dulin 0.5.

Team 41.0, Opponents 54.0

RUSHING

	No.	Yds.	Avg.	Long	TD
Mitchell	203	781	3.8	42	3
Ferrell	113	512	4.5	35t	7
McAdoo	53	230	4.3	17	3
Lomax	29	107	3.7	19	0
Sargent	18	90	5.0	16	0
Wolfley	26	87	3.3	8	1
Green	2	34	17.0	26	0
Garza	8	31	3.9	10	1
Ro. Brown	1	9	9.0	9	0
T. Johnson	1	9	9.0	9	0
Cater	2	3	1.5	11	0
Stoudt	1	-2	-2.0	-2	0
Awalt	2	-9	-4.5	-1	0
Halloran	3	-9	-3.0	2	0
Team	462	1,873	4.1	42	15
Opponents	492	2,001	4.1	47t	16

RECEIVING

	No.	Yds.	Avg.	Long	TD
J.T. Smith	91	1,117	12.3	38	8
Mitchell	45	397	8.8	39	2
Green	43	731	17.0	57	4
Awalt	42	526	12.5	35	6
Ferrell	23	262	11.4	36	0
Novacek	20	254	12.7	25	3
T. Johnson	15	308	20.5	49t	2
Holmes	11	132	12.0	23	0
Wolfley	8	68	8.5	16	0
Sargent	2	19	9.5	10	0
Ro. Brown	2	16	8.0	9	0
McAdoo	2	12	6.0	6	0
Harris	1	8	8.0	8	0
Team	305	3,850	12.6	57	25
Opponents	276	3,668	13.3	88t	30

INTERCEPTIONS

	No.	Yds.	Avg.	Long	TD
Curtis	5	65	13.0	31	0
Mack	2	0	0.0	0	0
P. Noga	1	60	60.0	60t	1
Junior	1	25	25.5	25	0
Bell	1	13	13.0	13	0
Mathis	1	4	4.0	4	0
Carter	1	0	0.0	0	0
Saddler	1	0	0.0	0	0
Young	1	0	0.0	0	0
Team	14	167	11.9	60t	1
Opponents	15	227	15.1	63	0

PUNT RETURNS

	Ret.	FC	Yds.	Avg.	Long	TD
Sikahema	44	7	550	12.5	76t	1
Team	44	7	550	12.5	76t	1
Opponents	36	8	489	13.6	81t	1

KICKOFF RETURNS

	No.	Yds.	Avg.	Long	TD
Sikahema	34	761	22.4	50	0
McAdoo	23	444	19.3	30	0
Sargent	3	37	12.3	27	0
Ro. Brown	1	40	40.0	40	0
Ferrell	1	10	10.0	10	0
Holmes	1	25	25.5	25	0
Team	63	1,317	20.9	50	0
Opponents	59	1,063	18.0	66	0

PUNTING

	No.	Yds.	Avg.	TB	In20	Lg	Bk.
Horne (St.L.)	24	971	40.5	3	4	51	0
Cater	39	1,470	37.7	2	10	68	1
Royals	6	222	37.0	0	2	46	0
Team	69	2,663	38.6	5	16	68	1
Opponents	74	3,049	41.2	6	18	63	0

FIELD GOALS

	1-1920	20-29	30-39	40-49	50+
Del Greco (G.B.)	0-0	1-2	2-4	2-4	0-0
Del Greco (St. L.)	0-0	2-3	2-2	0-0	0-0
Gallery	0-0	4-5	2-7	3-7	0-0
Staurovsky	0-0	1-2	0-0	0-1	0-0
Team	0-0	7-10	4-9	3-8	0-0
Opponents	0-0	7-7	2-3	2-6	0-0

USUAL STARTING LINEUP

Offense	Defense
WR.....J.T. Smith	LE...Freddie Joe Nunn
LT.....Luis Sharpe	LT.....Bob Clasby
LG.....Todd Peat	RT.....Steve Alvord
	Joe Bostic
	Mark Duda
C.....Derek Kennard	RE.....Curtis Greer
RG.....Lance Smith	David Galloway
TE.....Tootie Robbins	LLB.....Anthony Bell
RT.....Rob Awalt	MLB.....Niko Noga
	Jay Novacek
WR.....Roy Green	LCB.....Carl Carter
QB.....Neil Lomax	RCB.....Cedric Mack
RB.....Stump Mitchell	SS.....Leonard Smith
FB.....Earl Ferrell	FS.....Lonnie Young
K.....Jim Gallery	P.....Greg Horne

NOTES

Final season in St. Louis ... 21-16 loss in season finale at Dallas completes 7-8 record to deprive club of first playoff berth in five seasons ... Cards defeat defending Super Bowl champ N.Y. Giants 27-24 in final appearance in Busch Stadium Dec. 13 ... players' strike mandates playing three games with replacement rosters ... Cards launch greatest fourth-quarter comeback in NFL history in 31-28 win over Tampa Bay Nov. 8, rallying from a 28-3 deficit after three periods ... QB Neil Lomax completes 10 of 16 passes for 164 and three touchdowns in the fourth quarter as Cards score 28 unanswered points ... WR J.T. Smith breaks own club mark of 80 pass receptions with league-high 91 catches (1,117 yards) ... Ram RB Charles White sets Card opponent record with 213 rushing yards Nov. 15.

FINAL NFC EAST STANDINGS

Team	W	L	T	Pct.	Pts.	OP
Washington	11	4	0	.733	379	285
Dallas	7	8	0	.467	340	348
St. Louis	7	8	0	.467	362	368
Philadelphia	7	8	0	.467	337	380
N.Y. Giants	6	9	0	.400	280	312



1988 (7-9)

HEAD COACH GENE STALLINGS
(First season in Arizona)

Sept. 4	At Cincinnati	L	14-21	50,404
Sept. 12	Dallas	L	14-17	67,139
Sept. 18	At Tampa Bay	W	30-24	35,034
Sept. 25	Washington	W	30-21	61,973
Oct. 2	At L.A. Rams	W	41-27	49,830
Oct. 9	Pittsburgh	W	31-14	53,278
Oct. 16	At Washington	L	17-33	54,402
Oct. 23	Cleveland	L	21-29	61,261
Oct. 30	At Dallas	W	16-10	42,196
Nov. 6	San Francisco	W	24-23	64,544
Nov. 13	N.Y. Giants	W	24-17	65,324
Nov. 20	At Houston	L	20-38	43,843
Nov. 27	At Philadelphia	L	21-31	57,918
Dec. 4	At N.Y. Giants	L	7-44	73,438
Dec. 10	Philadelphia	L	17-23	54,832
Dec. 18	Green Bay	L	17-26	44,586
			344-398	

Home: 4-4 (472,937). Away: 3-5 (407,065).

TEAM STATISTICS

	Cards	Opp.
Total First Downs.....	336	301
Rushing	122	110
Passing	195	171
Penalty	19	20
Total Net Yards.....	5807	5169
Avg. Per Game	362.9	323.1
Total Plays	1,102	1,014
Avg. Per Play	5.3	5.1
Net Yards Rushing.....	2027	1925
Avg. Per Game	126.7	120.3
Total Rushes	480	467
Net Yards Passing.....	3780	3244
Avg. Per Game	236.3	202.8
Sacked/Yards Lost	40/411	39/295
Gross Yards	4,191	3,539
Att./Comp./Pct.	562/322/57.3	508/264/52.0
Had Intercepted	19	16
Punts/Average.....	80/40.3	83/41.1
Penalties/Yards.....	99/790	103/770
Fumbles/Lost.....	34/16	20/13
Touchdowns.....	44	51
Rushing	15	19
Passing	26	30
Returns	3	2

SCORE BY PERIOD

	Q1	Q2	Q3	Q4	OT	Pts.
Team	67	114	51	112	0	344
Opponents	101	106	84	107	0	398

SCORING

	TD	R	P	R	PAT	FG	S	Pts.
Del Greco	0	0	0	0	42/44	12/21	0	78
Ferrell	9	7	2	0	0/0	0/0	0	54
Green	7	0	7	0	0/0	0/0	0	42
S. Mitchell	5	4	1	0	0/0	0/0	0	30
J.T. Smith	5	0	5	0	0/0	0/0	0	30
Awalt	4	0	4	0	0/0	0/0	0	24
Novacek	4	0	4	0	0/0	0/0	0	24
Jordan	3	3	0	0	0/0	0/0	0	18
Jones	3	0	3	0	0/0	0/0	0	18
Junior	1	0	1	0	0/0	0/0	0	6
Lomax	1	1	0	0	0/0	0/0	0	6
Mack	1	0	1	0	0/0	0/0	0	6
Saddler	1	0	1	0	0/0	0/0	0	6
Harvey	0	0	0	0	0/0	0/0	1	2
Team	44	15	26	3	42/44	12/21	0	344
Opponents	51	19	30	2	47/51	13/23	0	398

PASSING

	Att.	Comp.	Yds.	Comp. %	Yds./Att.	TD	TD%	Int.	Int. %	Long	Sack/Lost	Rating
Lomax	443	255	3,395	57.6	7.66	20	4.5	11	2.5	93t	46/315	86.7
Stoudt	113	63	747	55.8	6.61	6	5.3	8	7.1	52t	13/85	64.3
Tupa	6	4	49	66.7	8.17	0	0.0	0	0.0	22	1/11	91.7
Team	562	322	4,191	57.3	7.46	26	4.6	19	3.4	93t	60/411	82.2
Opponents	508	264	3,539	52.0	6.97	30	5.9	16	3.1	61t	39/295	81.0

SACKS

Nunn 14, Harvey 6, Clasby 5, Alvord 2, Galloway 2, Junior 2, Mc Donald 2, Saddler 2, Bell 1, Curtis 1, Hunley 1, Noga 1.
Team 39, Opponents 60

RUSHING

	No.	Yds.	Avg.	Long	TD
Ferrell	202	924	4.6	47	7
S. Mitchell	164	726	4.4	47	4
Jordan	61	160	2.6	12	3
Stoudt	14	57	4.1	14	0
Lomax	17	55	3.2	13	1
Wolfley	9	43	4.8	20	0
Horne	3	20	6.7	20	0
J.T. Smith	1	15	15.0	15	0
Novacek	1	10	10.0	10	0
Del Greco	1	8	8.0	8	0
Jeffery	3	8	2.7	9	0
Green	4	1	0.3	18	0
Team	480	2,027	4.2	47	15
Opponents	467	1,925	4.1	52	19

RECEIVING

	No.	Yds.	Avg.	Long	TD
J. Smith	83	986	11.9	29	5
Green	68	1,097	16.1	52	7
Awalt	39	454	11.6	52t	4
Novacek	38	569	15.0	42t	4
Ferrell	38	315	8.3	30	2
S. Mitchell	25	214	8.6	28	1
Jones	23	496	21.6	93t	3
Jordan	4	24	6.0	12	0
Wolfley	2	11	5.5	8	0
Moore	1	15	15.0	15	0
Holmes	1	10	10.0	10	0
Team	322	4,191	13.0	93t	26
Opponents	264	3,539	13.4	61t	30

INTERCEPTIONS

	No.	Yds.	Avg.	Long	TD
Mack	3	33	11.0	12	0
Carter	3	0	0.0	0	0
McDonald	2	11	5.5	11	0
Lyles	2	0	0.0	0	0
Curtis	1	18	18.0	18	0
Le. Smith	1	15	15.0	15	0
Clasby	1	7	7.0	7	0
Junior	1	2	2.0	2	0
Young	1	2	2.0	2	0
R. Mitchell	1	0	0.0	0	0
Team	16	88	5.5	18	0
Opponents	19	264	13.9	39	0

PUNT RETURNS

	Ret.	FC	Yds.	Avg.	Long	TD
Sikahema	33	8	341	10.3	28	0
J. Smith	17	2	119	7.0	15	0
Hunley	1	0	3	3.0	3	0
McAdoo	1	0	0	0.0	0	0
McDonald	0	1	0	0.0	0	0
Team	52	11	463	8.9	28	0
Opponents	41	11	416	10.1	63t	1

KICKOFF RETURNS

	No.	Yds.	Avg.	Long	TD
Sikahema	23	475	20.7	39	0
McAdoo (TB)	13	311	23.9	32	0
McAdoo	9	203	22.6	32	0
Jones	11	147	13.4	22	0
S. Mitchell	10	221	22.1	41	0
Clark	2	10	5.0	7	0

KICKOFF RETURNS (CONT.)

	No.	Yds.	Avg.	Long	TD
Ferrell	2	25	12.5	14	0
Jeffery	1	11	11.0	11	0
Phillips	1	4	4.0	4	0
Schillinger	1	10	10.0	10	0
Team	60	1,106	18.4	41	0
Opponents	65	1,379	21.2	92t	1

PUNTING

	No.	Yds.	Avg.	TB In20	Lg Blk.
Horne	79	3,228	40.9	-9	16
Team	80	3,228	40.3	9	16
Opponents	83	3,414	41.1	10	18

FIELD GOALS

	1-19	20-29	30-39	40-49	50+
Del Greco	1-1	4-6	3-3	3-9	1-2
Team	1-1	4-6	3-3	3-9	1-2
Opponents	0-0	5-6	4-5	4-11	0-0

USUAL STARTING LINEUP

Offense	Defense
WR J.T. Smith	LE Rod Saddler
LT Luis Sharpe	David Galloway
LG Todd Peat	LT Bob Clasby
C Derek Kennard	RT Rod Saddler
RG Lance Smith	Steve Alvord
RT Tootie Robbins	RE Freddie Joe Nunn
TE Rob Awalt	LLB Anthony Bell
WR Roy Green	MLB Niko Noga
QB Neil Lomax	RCB E.J. Junior
RB Stump Mitchell	LCB Carl Carter
FB Earl Ferrell	RCB Cedric Mack
K Al Del Greco	SS Tim McDonald
	FS Lonnie Young
	P Greg Horne

NOTES

After 18 seasons in St. Louis (1960-87), Cards relocate to Arizona to play in Sun Devil Stadium at Arizona State University ... Hall of Famer **Larry Wilson** named vice president and general manager ... victories over three most recent Super Bowl champions—N.Y. Giants, Washington, and San Francisco—and 7-4 start (best since 1976) overshadowed by five consecutive losses to end season ... signature victory by overcoming 23-0 third-quarter deficit to down San Francisco 24-23 on a touchdown pass from QB **Neil Lomax** to **WR Roy Green** with three seconds left ... a national "Monday Night Football" audience and capacity Sun Devil Stadium crowd witness the Cards' inaugural regular-season game in Arizona, a 17-14 Dallas victory ... Cards gain first home victory in new venue with 30-21 upset of defending Super Bowl champion Washington Sept. 25.

FINAL NFC EAST

STANDINGS

Team	W	L	T	Pct.	Pts.	OP
Philadelphia	10	6	0	.625	379	319
N.Y. Giants	10	6	0	.625	359	304
Washington	7	9	0	.438	345	387
Phoenix	7	9	0	.438	344	398
Dallas	3	13	0	.188	265	381

1989 (5-11)

HEAD COACH GENE STALLINGS

(11 GAMES)

HEAD COACH HANK KUHLMANN

(5 GAMES)

Sept. 10	At Detroit	W	16-13	36,735
Sept. 17	At Seattle	W	34-24	60,444
Sept. 24	At N.Y. Giants	L	7-35	75,742
Oct. 1	San Diego	L	13-24	44,201
Oct. 8	At Washington	L	28-30	53,335
Oct. 15	Philadelphia	L	5-17	42,620
Oct. 22	Atlanta	W	34-20	33,894
Oct. 29	At Dallas	W	19-10	44,431
Nov. 5	N.Y. Giants	L	13-20	46,588
Nov. 12	Dallas	W	24-20	49,657
Nov. 19	At L.A. Rams	L	14-37	53,197
Nov. 26	Tampa Bay	L	13-14	33,276
Dec. 3	Washington	L	10-29	38,870
Dec. 10	At L.A. Raiders	L	14-16	41,785
Dec. 17	Denver	L	0-37	56,071
Dec. 24	At Philadelphia	L	14-31	43,287
				258-377
Home: 2-6 (345,198). Away: 3-5 (408,935).				

TEAM STATISTICS

	Cards	Opp.
Total First Downs.....	263	329
Rushing	83	113
Passing	157	185
Penalty	22	31
Total Net Yards.....	4641	5877
Avg. Per Game	290.1	367.3
Total Plays	986	1,100
Avg. Per Play	4.7	5.3
Net Yards Rushing	1361	2302
Avg. Per Game	85.1	143.9
Total Rushes	407	539
Net Yards Passing	3280	3575
Avg. Per Game	205.0	223.4
Sacked/Yards Lost	56/379	30/219
Gross Yards	3,659	3,794
Att./Comp./Pct.523/279/53.3531/286/53.9		
Had Intercepted	30	16
Punts/Average.....	82/43.6	76/41.5
Penalties/Yards	113/856	106/916
Fumbles/Lost	24/14	18/11
Touchdowns	29	41
Rushing	10	12
Passing	17	24
Returns	2	5

SCORE BY PERIOD

	Q1	Q2	Q3	Q4	OT	Pts.
--	----	----	----	----	----	------

Team	43	76	51	88	0	258
Opponents	68	99	90	120	0	377

SCORING

	TD	R	P	R	PAT	FG	S	Pts.
Del Greco	0	0	0	0	28/29	18/26	0	82
Green	7	0	7	0	0/0	0/0	0	42
Ferrell	6	6	0	0	0/0	0/0	0	36
J.T. Smith	5	0	5	0	0/0	0/0	0	30
Jones	3	0	3	0	0/0	0/0	0	18
Jordan	2	2	0	0	0/0	0/0	0	12
Hogeboom	1	1	0	0	0/0	0/0	0	6
Holmes	1	0	1	0	0/0	0/0	0	6
McDonald	0	0	0	1	0/0	0/0	0	6
Novacek	1	0	1	0	0/0	0/0	0	6
Wolfey	1	1	0	0	0/0	0/0	0	6
Zordich	0	0	0	1	0/0	0/0	0	6
Wilson	0	0	0	0	0/0	0/0	1	2
Team	27	10	17	2	28/2918	26/1	258	
Opponents	36	12	24	5	40/4129	40/2	377	

PASSING

	Att.	Comp.	Yds.	Comp. %	Yds./Att.	TD	TD%	Int.	Int. %	Long	Sack/Lost	Rating
Hogeboom	364	204	2,591	56.0	7.12	14	3.8	19	5.2	59t	40/266	69.5
Tupa	134	65	973	48.5	7.26	3	2.2	9	6.7	77t	14/94	52.2
Rosenbach	22	9	95	40.9	4.32	0	0.0	1	4.5	24	2/19	35.2
Awalt	1	0	0	0.0	0.00	0	0.0	0	100.0	0	0/0	0.0
Camarillo	1	1	0	100.0	0.00	0	0.0	0	0.0	0	0/0	79.2
Sikahema	1	0	0	0.0	0.00	0	0.0	0	0.0	0	0/0	39.6
Team	523	279	3,659	53.3	7.00	17	3.3	30	5.7	77t	56/379	62.6
Opponents	531	286	3,794	53.9	7.15	24	4.5	16	3.0	75t	30/219	79.2

SACKS

Harvey 7.0, Galloway 5.5, Nunn 5.0, Saddler 3.5, Bell 2.0, Clasby 2.0, Hill 1.0, Mack 1.0, Wahler 1.0, Wilson 1.0, Zordich 1.0.
Team 30.0, Opponents 56.0

RUSHING

	No.	Yds.	Avg.	Long	TD
Ferrell	149	502	3.4	44t	6
Jordan	83	211	2.5	15	2
S. Mitchell	43	165	3.8	14	0
Sikahema	38	145	3.8	27	0
Hogeboom	27	89	3.3	15	1
Tupa	15	75	5.0	13	0
Clark	10	42	4.2	9	0
Wolfey	13	36	2.8	5t	1
Baker	20	31	1.6	6	0
Rosenbach	6	26	4.3	8	0
J.T. Smith	2	21	10.5	11	0
Jones	1	18	18.0	18	0
Team	407	1,361	3.3	44t	10
Opponents	539	2,302	4.3	51	12

RECEIVING

	No.	Yds.	Avg.	Long	TD
J.T. Smith	62	778	12.5	31	5
Jones	45	838	18.6	72t	3
Green	44	703	16.0	59t	7
Awalt	33	360	10.9	28	0
Sikahema	23	245	10.7	37	0
Novacek	23	225	9.8	30	1
Ferrell	18	122	6.8	25	0
Holmes	13	271	20.8	77t	1
Jordan	6	20	3.3	8	0
Wolfey	5	38	7.6	22	0
Baker	2	18	9.0	9	0
McConkey	2	18	9.0	10	0
S. Mitchell	1	10	10.0	10	0
Usher	1	8	8.0	8	0
Reeves	1	5	5.0	5	0
Team	279	3,659	13.1	77t	17
Opponents	286	3,794	13.3	75t	24

INTERCEPTIONS

	No.	Yds.	Avg.	Long	TD
McDonald	7	170	24.3	53t	1
Mack	4	15	3.8	9	0
Downs	1	37	37.0	37	0
Young	1	32	32.0	32	0
Zordich	1	16	16.0	16t	1
Wahler	1	5	5.0	5	0
Carter	1	0	0.0	0	0
Team	16	275	17.2	53t	2
Opponents	30	327	10.9	59t	3

PUNT RETURNS

	Ret.	FC	Yds.	Avg.	Long	TD
Sikahema	37	13	433	11.7	53	0
Usher(Phx.)	1	0	10	10.0	10	0
Jones	1	0	13	13.0	13	0
McConkey	1	0	13	13.0	13	0
Team	40	13	469	11.7	53	0
Opponents	46	18	371	8.1	20	0

KICKOFF RETURNS

	No.	Yds.	Avg.	Long	TD
Sikahema	43	874	20.3	52	0
Usher(S.D./Phx.)	27	506	18.7	33	0
Usher(Phx.)	17	347	20.4	33	0
Baker	11	245	22.3	33	0
Jones	7	124	17.7	27	0
McConkey	2	40	20.0	21	0
Carr	1	15	15.0	15	0
Clark	1	0	0.0	0	0

KICKOFF RETURNS (CONT.)

	No.	Yds.	Avg.	Long	TD
Reeves	1	5	5.0	5	0
Team	83	1,650	19.9	52	0
Opponents	57	1,193	20.9	49	0

PUNTING

	No.	Yds.	Avg.	Net	TBIn20	Lg	Blk.
Tupa	6	280	46.7	39.8	0	2	51
Camarillo	76	3,298	43.4	37.5	6	21	58
Team	823	57,843.6	37.6	6	23	58	0
Opponents	763	15,541.5	33.8	6	22	64	1

FIELD GOALS

	1-19	20-29	30-39	40-49	50+
Del Greco	0-0	7-7	5-6	5-11	1-2
Team	0-0	7-7	5-6	5-11	1-2
Opponents	0-0	9-9	17-19	3-3	0-1

USUAL STARTING LINEUP

Offense	Defense
WR.....J.T. Smith	LE.....Freddie Joe Nunn
LT.....Luis Sharpe	LT.....Rod Saddler
LG.....Mike Zandofsky	RT.....Jim Wahler
.....Joe Wolf	RE.....David Galloway
C.....Derek Kennard	Karl Wilson
RG.....Lance Smith	LLB.....Anthony Bell
RT.....Tootie Robbins	MLB.....Eric Hill
.....Joe Wolf	RLB.....Ken Harvey
TE.....Rob Awalt	LCB.....Cedric Mack
WR.....Roy Green	RCB.....Carl Carter
QB.....Gary Hogeboom	SS.....Tim McDonald
RB.....Tony Jordan	FS.....Michael Zordich
.....Stump Mitchell	Lonnie Young
FB.....Earl Ferrell	P.....Rich Camarillo
K.....Al Del Greco	

NOTES

After a 2-0 start and 5-5 mark after 10 games, Head Coach **Gene Stallings** resigns after 37-14 loss to L.A. Rams dips Cards' slate to 5-6 ... Cards lose next five games under interim head coach **Hank Kuhlmann** ... QB **Neil Lomax** forced to sidelines for entire season due to career-ending arthritic condition in left hip ... only four Cardinals start all 16 games as 21 players who started at least one game miss playing time ... Cards sweep first season series against Cowboys since 1970 with 19-10 win at Dallas and 24-20 victory in Arizona ... FB **Ron Wolfley** named to unprecedented fourth consecutive Pro Bowl for kamikaze-like play on special teams.

FINAL NFC EAST STANDINGS

Team	W	L	T	Pct.	Pts.	OP
N.Y. Giants	12	4	0	.750	348	252
Philadelphia*	11	5	0	.688	342	274
Washington	10	6	0	.625	386	308
Phoenix	5	11	0	.313	258	377
Dallas	1	15	0	.063	204	393

*Wild-card playoff qualifier



1990 (5-11)

HEAD COACH JOE BUGEL

Sept. 9	At Washington	L	0-31	52,649
Sept. 16	At Philadelphia	W	23-21	64,396
Sept. 23	At New Orleans	L	7-28	61,110
Sept. 30	Washington	L	10-38	49,303
Oct. 7	Open Date			
Oct. 14	Dallas	W	20-33	45,235
Oct. 21	At N.Y. Giants	L	19-20	76,518
Oct. 28	Chicago	L	21-31	71,233
Nov. 4	At Miami	L	3-23	54,924
Nov. 11	At Buffalo	L	14-45	74,904
Nov. 18	Green Bay	L	21-24	46,878
Nov. 25	New England	W	34-14	30,110
Dec. 2	Indianapolis	W	20-17	31,885
Dec. 9	At Atlanta	W	24-13	36,222
Dec. 16	At Dallas	L	10-41	60,190
Dec. 23	N.Y. Giants	L	21-24	41,212
Dec. 29	Philadelphia	L	21-23	31,796

268-396

Home: 3-5 (347,652). Away: 2-6 (480,913).

TEAM STATISTICS

	Cards	Opp.
Total First Downs.....	270	306
Rushing	115	140
Passing	135	146
Penalty	20	20
Total Net Yards.....	4742	5216
Avg. Per Game	296.4	326.0
Total Plays	935	959
Avg. Per Play	5.1	5.4
Net Yards Rushing.....	1912	2318
Avg. Per Game	119.5	144.9
Total Rushes	452	521
Net Yards Passing.....	2833	2898
Avg. Per Game	177.1	181.1
Sacked/Yards Lost	43/285	36/232
Gross Yards	3,118	3,130
Att./Comp./Pct. 439/238/54.2	420/233/55.8	
Had Intercepted	18	16
Punts/Average.....	67/42.8	63/43.6
Penalties/Yards.....	96/883	96/834
Fumbles/Lost.....	25/14	28/11
Touchdowns.....	31	50
Rushing	13	20
Passing	16	29
Returns	2	1

SCORE BY PERIOD

	Q1	Q2	Q3	Q4	OT	Pts.
Team	27	81	65	95	0	268
Opponents	88	113	79	116	0	396

SCORING

	TD	R	P	R	PAT	FG	S	Pts.
Del Greco	0	0	0	0	31/31	17/20	82	
Johnson	5	5	0	0	0/0	0/0	30	
Green	4	0	4	0	0/0	0/0	24	
Jones	4	0	4	0	0/0	0/0	24	
Proehl	4	0	4	0	0/0	0/0	24	
Thompson	4	4	0	0	0/0	0/0	24	
Rosenbach	3	3	0	0	0/0	0/0	18	
Flagler	2	1	1	0	0/0	0/0	12	
J.T. Smith	2	0	2	0	0/0	0/0	12	
Turner	2	0	2	0	0/0	0/0	12	
Sharpe	1	0	1	0	0/0	0/0	6	
Team	31	13	16	2	31/31	17/20	268	
Opponents	50	20	29	1	48/50	16/20	396	

PASSING

	Att.	Comp.	Yds.	Comp. %	Yds./Att.	TD	TD%	Int.	Int. %	Long	Sack/Lost	Rating
Rosenbach	437	237	3,098	54.2	7.09	16	3.7	17	3.9	68t	43/285	72.8
Green	1	1	20	100.0	20.00	0	0.0	0	0.0	20	0/0	118.8
Johnson	1	0	0	0.0	0.00	0	0.0	1	100.0	0	0/0	0.0
Team	439	238	3,118	54.2	7.10	16	3.6	18	4.1	68t	43/285	71.9
Opponents	402	233	3,130	58.0	7.79	29	7.2	16	4.0	67t	36/232	90.3

SACKS

Harvey 10.0, Nunn 9.0, Saddler 4.0, Bell 3.0, Jax 3.0, Wahler 2.5, Hill 1.5, Hairston 1.0, Mack 1.0, Osborne 1.0.
Team 36.0, Opponents 43.0

RUSHING

	No.	Yds.	Avg.	Long	TD
Johnson	234	926	4.0	41	5
Rosenbach	86	470	5.5	25	3
Thompson	106	390	3.7	40	4
Flagler	13	85	6.5	29t	1
Jones	4	33	8.3	15	0
Sikahema	3	8	2.7	4	0
Proehl	1	4	4.0	4	0
J.T. Smith	1	4	4.0	4	0
Woffley	2	3	1.5	2	0
Tupa	1	0	0.0	0	0
Camarillo	1	-11	-11.0	-11	0
Team	452	1,912	4.2	41	13
Opponents	521	2,318	4.4	43	20

RECEIVING

	No.	Yds.	Avg.	Long	TD
Proehl	56	802	14.3	45t	4
Green	53	797	15.0	54	4
Jones	43	724	16.8	68t	4
Johnson	25	241	9.6	35	0
J.T. Smith	18	225	12.5	45t	2
Reeves	18	126	7.0	16	0
Flagler	13	130	10.0	21	1
Sikahema	7	51	7.3	13	0
Thompson	2	11	5.5	6	0
Jordan	2	10	5.0	6	0
Sharpe	1	1	1.0	1t	1
Team	238	3,118	13.1	68t	16
Opponents	233	3,130	13.4	67t	29

INTERCEPTIONS

	No.	Yds.	Avg.	Long	TD
McDonald	4	63	15.8	38	0
Taylor	3	50	16.7	34	0
Mack	2	53	26.5	39	0
Young	2	8	4.0	5	0
Jax	2	5	2.5	4	0
Turner	1	70	70.0	47t	2
Zordich	1	25	25.0	25	0
Bell	1	0	0.0	0	0
Team	16	274	17.1	47t	2
Opponents	18	201	11.2	57t	1

PUNT RETURNS

	Ret.	FC	Yds.	Avg.	Long	TD
Sikahema	36	6	306	8.5	20	0
J.T. Smith	3	0	34	11.3	16	0
Proehl	1	1	2	2.0	2	0
Team	40	7	342	8.6	20	0
Opponents	41	11	258	6.3	27	0

KICKOFF RETURNS

	No.	Yds.	Avg.	Long	TD
Sikahema	27	544	20.1	32	0
Centers	16	272	17.0	26	0
Flagler	10	167	16.7	27	0
Proehl	4	53	13.3	15	0
Jax	2	17	8.5	9	0
Green	1	15	15.0	15	0
Team	60	1,068	17.8	32	0
Opponents	56	1,060	18.9	39	0

PUNTING

	No.	Yds.	Avg.	Net	TB	Int	Lg	Blk.
Camarillo	67	2,865	42.8	37.4	5	16	63	0
Team	67	2,865	42.8	37.4	5	16	63	0
Opponents	63	2,747	43.6	36.3	6	16	60	0

FIELD GOALS

	1-19	20-29	30-39	40-49	50+
Del Greco	1-1	4-4	7-10	3-6	2-6
Team	1-1	4-4	7-10	3-6	2-6
Opponents	2-2	7-7	3-3	4-6	0-2

USUAL STARTING LINEUP

Offense	Defense
WR..... J.T. Smith	LE : Freddie Joe Nunn
LT..... Luis Sharpe	NG Jim Wahler
LG..... Derek Kennard	RE..... Rod Saddler
QB..... Bill Lewis	LOLB Anthony Bell
RG..... Lance Smith	LTBL Garth Jax
RT..... Tootie Robbins	RTLB Eric Hill
TE..... Walter Reeves	ROLB Ken Harvey
WR..... Roy Green	LCB Jay Taylor
QB..... Timm Rosenbach	RCB Cedric Mack
H-B Tim Jordan	SS Tim McDonald
RB..... Johnny Johnson	FS Lonnie Young
K..... Al Del Greco	P Rich Camarillo

NOTES

Long-time Washington Redskins offensive line coach **Joe Bugel** named head coach ... team moves into 94,000-square-foot training facility in south Tempe, Arizona ... despite Cards' 5-11 mark, rookie RB **Johnny Johnson** earns Pro Bowl berth and second-year QB **Timm Rosenbach** takes all 1,001 snaps from center ... new WR **Ricky Proehl** catches 56 passes to become first rookie to lead Cards in receiving in 40 years ... franchise-record crowd of 71,233 sees Cards fall 31-21 to Chicago Bears on Oct. 28 ... WR **Roy Green** becomes club's franchise leader with career total of 522 pass receptions for 8,497 yards.

FINAL NFC EAST

STANDINGS

Team	W	L	T	Pct.	Pts.	OP
N.Y. Giants	13	3	0	.813	335	211
Philadelphia*	10	6	0	.625	396	299
Washington*	10	6	0	.625	381	301
Dallas	7	9	0	.438	244	308
Phoenix	5	11	0	.313	268	396

*Wild-card playoff qualifiers



ARIZONA CARDINALS

1991 (4-12) HEAD COACH JOE BUGEL

Sept. 1	At L.A. Rams	W	24-14	47,069
Sept. 8	At Philadelphia	W	26-10	63,818
Sept. 15	At Washington	L	0-34	54,662
Sept. 22	Dallas	L	9-17	68,814
Sept. 29	New England	W	24-10	26,043
Oct. 6	At N.Y. Giants	L	9-20	75,891
Oct. 13	At Minnesota	L	7-34	51,209
Oct. 20	Atlanta	W	16-10	29,804
Oct. 27	Minnesota	L	0-28	45,447
Nov. 3	At Dallas	L	7-27	61,190
Nov. 10	N.Y. Giants	L	14-21	50,048
Nov. 17	At San Francisco	L	10-14	50,180
Nov. 24	Philadelphia	L	14-34	32,568
Dec. 1	Open Date			
Dec. 8	Washington	L	14-20	48,373
Dec. 15	At Denver	L	19-24	74,098
Dec. 22	New Orleans	L	3-27	30,928

Home: 2-6 (332,025). Away: 2-6 (478,117).

TEAM STATISTICS

	Cards	Opp.
Total First Downs.....	237	301
Rushing	73	132
Passing	143	156
Penalty	21	13
Total Net Yards.....	3962	5052
Avg. Per Game	247.6	315.8
Total Plays	926	965
Avg. Per Play	4.3	5.2
Net Yards Rushing.....	1295	2136
Avg. Per Game	80.9	133.5
Total Rushes	391	493
Net Yards Passing.....	2667	2916
Avg. Per Game	166.7	182.3
Sacked/Yards Lost	43/372	25/153
Gross Yards	3,039	3,069
Att./Comp./Pct.492/254/51.6447/268/60.0		
Had Intercepted	25	17
Punts/Average.....	77/44.7	71/45.2
Penalties/Yards.....	78/661	94/734
Fumbles/Lost.....	31/14	37/21
Touchdowns.....	19	43
Rushing	6	27
Passing	10	12
Returns	3	4

SCORE BY PERIOD

	Q1	Q2	Q3	Q4	OT	Pts.
Team	43	68	32	53	0	196
Opponents	93	87	84	80	0	344

SCORING

	TD	R	P	R	PAT	FG	S	Pts.
G. Davis	0	0	0	0	19/19	21/30	0	82
Johnson	6	4	2	0	0/0	0/0	0	36
E. Jones	4	0	4	0	0/0	0/0	0	24
Proehl	2	0	2	0	0/0	0/0	0	12
E. Hill	0	0	0	1	0/0	0/0	0	6
R. Hill	1	0	1	0	0/0	0/0	0	6
Lynch	0	0	1	0	0/0	0/0	0	6
Saddler	0	0	0	1	0/0	0/0	0	6
Thompson	1	1	0	0	0/0	0/0	0	6
Tupa	1	1	0	0	0/0	0/0	0	6
W. Williams	1	0	1	0	0/0	0/0	0	6
Team	16	6	10	3	19/19	21/30	0	196
Opponents	39	27	12	4	41/43	15/23	0	344

PASSING

	Att.	Comp.	Yds.	Comp. %	Yds./Att.	TD	TD%
Tupa	315	165	2,053	52.3	6.5	6	1.9
Gelbaugh	118	61	674	51.6	5.7	3	2.5
Chandler	50	25	289	50.0	5.7	1	2.0
Kupp	7	3	23	42.9	3.2	0	0.0
Thompson	1	0	0	0.0	0.0	0	0.0
Team	491	254	3,039	51.6	6.1	10	2.0
Opponent	447	268	3,069	60.0	6.8	12	2.7

SACKS

Harvey R, Nunn T, Swann A, Faulkner J, Braxton J, E. Hill J, Wahler J.

Team 25, Opponents 43

RUSHING

	No.	Yds.	Avg.	Long	TD
Johnson	196	666	3.4	21	4
Thompson	126	376	3.0	22	1
Chandler	26	111	4.3	12	0
Chandler(Phx)	8	32	4.0	12	0
Tupa	28	97	3.5	17	1
Centers	14	44	3.1	8	0
E. Jones	5	24	4.8	9	0
Gelbaugh	9	23	2.6	13	0
Proehl	3	21	7.0	17	0
Flagler	1	7	7.0	7	0
Kupp	1	5	5.0	5	0
Team	391	1,295	3.3	22	6
Opponents	493	2,136	4.3	60	27

RECEIVING

	No.	Yds.	Avg.	Long	TD
E. Jones	61	957	15.7	53	2
Proehl	55	766	13.9	62	4
R. Hill	43	495	11.5	31	1
Johnson	29	225	7.8	51	2
Centers	19	176	9.3	23	0
Jordan	15	127	8.5	19	0
Jackson	8	108	13.5	30	0
Flagler	8	85	10.6	17	0
Reeves	8	45	5.6	13	0
Thompson	7	52	7.4	14	0
W. Williams	1	3	3.0	3	1
Team	254	3,039	12.0	62	10
Opponents	268	3,069	11.5	43	12

INTERCEPTIONS

	No.	Yds.	Avg.	Long	TD
McDonald	4	63	15.8	38	0
A. Williams	6	60	10.0	32	0
McDonald	5	36	7.2	13	0
Lynch	3	59	19.7	35	1
Zordich	1	27	27.0	27	0
Duerson	1	5	5.0	5	0
Fain (Cin-Phx.)	1	1	1.0	1	0
Fain (Phx.)	0	0	0.0	0	0
Patterson	1	0	0.0	0	0
Team	17	187	11.0	35	1
Opponents	25	399	16.0	79	1

PUNT RETURNS

	Ret.	FC	Yds.	Avg.	Long	TD
Jackson	31	3	244	7.9	19	0
Centers	5	2	30	6.0	12	0
Proehl	4	0	26	6.5	14	0
Edwards	1	1	7	7.0	7	0
Team	41	6	307	7.5	19	0
Opponents	48	12	313	6.5	24	0

KICKOFF RETURNS

	No.	Yds.	Avg.	Long	TD
Centers	16	330	20.6	39	0
Edwards	13	261	20.1	36	0
Flagler	12	208	17.3	32	0
R. Hill(Miami)	9	146	16.2	33	0
R. Hill (Phx.)	8	113	14.1	25	0
Jackson	2	41	20.5	21	0
Lomack	1	19	19.0	19	0
Team	52	972	18.7	39	0
Opponents	42	958	22.8	99	1

PUNTING

	No.	Yds.	Avg.	Net	TB	In20	Lg Bk.
Camarillo	76	3,445	45.3	38.9	7	19	60
Team	773	44,544	7.3	38.9	7	19	60
Opponents	713	20,745	2.9	37.1	24	65	0

FIELD GOALS

	1-19	20-29	30-39	40-49	50+
G. Davis	0-0	6-6	7-7	5-10	3-7
Team	0-0	6-6	7-7	5-10	3-7
Opponents	1-1	6-6	3-4	5-11	0-1

USUAL STARTING LINEUP

Offense	Defense
WR.....Ernie Jones	LE.....Jeff Faulkner
LT.....Luis Sharpe	NG.....Jim Wahler
LG.....Joe Wolf	RE.....Craig Patterson
.....Vernice Smith	LOLB.....Freddie Joe Nunn
C.....Bill Lewis	LILB.....Garth Jax
RT.....Lance Smith	RILB.....Eric Hill
RG.....Tootie Robbins	ROLB.....Ken Harvey
TE.....Walter Reeves	LCB.....Aeneas Williams
WR.....Ricky ProehlLorenzo Lynch
QB.....Tom Tupa	RCB.....Lorenzo Lynch
H-B.....Tim JordanAeneas Williams
RB.....Johnny Johnson	SS.....Tim McDonald
K.....Greg Davis	FS.....Michael Zordich
	P.....Rich Camarillo

NOTES

Encouragement from 4-0 preseason record and 2-0 start to regular season quickly dissipates as Cards drop 12 of next 14 games to finish 4-12, the most losses in franchise history ... QB **Timm Rosenbach** suffers ruptured anterior cruciate ligament in right knee in non-contact drill during evening practice Aug. 21 and misses season after reconstructive surgery ... Cards gamble in first round of NFL Draft by selecting DT **Eric Swann** despite no college playing experience ... little-known Southern University walk-on CB **Aeneas Williams**, picked in third round, starts 15 of 16 games and his six interceptions share NFC lead, making him the first rookie cornerback to achieve the feat since the Cowboys' **Everson Walls** (11) in 1991 ... LB **Eric Hill** returns a fumble 85 yards for a touchdown in season-opener at L.A. Rams Sept. 1, one of a team-record five Card fumble recoveries.

FINAL NFC EAST STANDINGS

Team	W	L	T	Pct.	Pts.	OP
Washington#	14	2	0	.875	485	224
Dallas*	11	5	0	.688	342	310
Philadelphia	10	6	0	.625	285	244
N.Y. Giants	8	8	0	.500	281	297
Phoenix	4	12	0	.250	196	344
#Top NFC playoff seed						
*Wild-card playoff qualifiers						



1992 (4-12)

HEAD COACH JOE BUGEL

Sept. 6	At Tampa Bay	L	7-23	41,315
Sept. 13	Philadelphia	L	14-31	42,535
Sept. 20	At Dallas	L	20-31	62,575
Sept. 27	Open Date			
Oct. 4	Washington	W	27-24	34,488
Oct. 11	At N.Y. Giants	L	21-31	70,042
Oct. 18	New Orleans	L	21-30	27,735
Oct. 25	At Phila.	L	3-7	64,676
Nov. 1	San Francisco	W	24-14	47,642
Nov. 8	At L.A. Rams	W	20-14	40,788
Nov. 15	At Atlanta	L	17-20	58,477
Nov. 22	Dallas	L	10-16	72,439
Nov. 29	At Washington	L	3-41	53,541
Dec. 6	San Diego	W	21-17	26,880
Dec. 12	N.Y. Giants	W	19-0	28,452
Dec. 20	At Indy	L	13-16	46,763
Dec. 27	Tampa Bay	L	3-7	29,645

243-332

Home: 3-5 (309,814). Away: 1-7 (438,177).

TEAM STATISTICS

	Cards	Opp.
Total First Downs.....	277	281
Rushing	88	101
Passing	161	163
Penalty	28	17
Total Net Yards.....	4577	5126
Avg. Per Game	286.1	320.4
Total Plays	948	915
Avg. Per Play	4.8	5.6
Net Yards Rushing.....	1491	1635
Avg. Per Game	93.2	102.2
Total Rushes	395	436
Net Yards Passing.....	3086	3491
Avg. Per Game	192.9	218.2
Sacked/Yards Lost	36/258	27/196
Gross Yards	3,344	3,687
Att./Comp./Pct.517/298/57.6452/276/61.1		
Had Intercepted	24	16
Punts/Average.....	58/42.8	62/42.8
Penalties/Yards.....	85/722	101/826
Fumbles/Lost.....	26/18	25/12
Touchdowns.....	29	40
Rushing	11	13
Passing	15	24
Returns	3	3

SCORE BY PERIOD

	Q1	Q2	Q3	Q4	OT	Pts.
Team	58	70	43	72	0	243
Opponents	62	108	88	74	0	332

SCORING

	TD	R	P	R	PAT	FG	S	Pts.
G. Davis	0	0	0	0	28/2813	260	67	
Johnson	6	6	0	0	0/0	0/0	0	36
E. Jones	4	0	4	0	0/0	0/0	0	24
R. Hill	3	0	3	0	0/0	0/0	0	18
Massey	3	0	0	3	0/0	0/0	0	18
Proehl	3	0	3	0	0/0	0/0	0	18
Bailey	2	1	1	0	0/0	0/0	0	12
Brown	2	2	0	0	0/0	0/0	0	12
Centers	2	0	2	0	0/0	0/0	0	12
Chandler	1	1	0	0	0/0	0/0	0	6
Edwards	1	0	1	0	0/0	0/0	0	6
Jackson	1	0	1	0	0/0	0/0	0	6
Thompson	1	1	0	0	0/0	0/0	0	6
Swann	0	0	0	0	0/0	0/0	1	2

PASSING

	Att.	Comp.	Yds.	Comp. %	Yds./Att.	TD	TD%	Int.	Int. %	Long	Sack/Loss	Rating
Chandler	413	245	2,832	59.3	6.86	15	3.6	15	3.6	72t	29/226	77.1
Rosenbach	92	49	483	53.3	5.25	0	0.0	6	6.5	45	7/32	41.2
Sacca	11	4	29	36.4	2.64	0	0.0	2	18.2	16	0/0	5.3
Proehl	1	0	0	0.0	0.00	0	0.0	1	100.0	0	0/0	
Team	517	298	3,344	57.6	6.47	15	2.9	24	4.6	72t	36/258	67.4
Opponents	452	276	3,687	61.1	8.16	24	5.3	16	3.5	87t	27/196	89.9

SCORING (CONT.)

	TD	R	P	R	PAT	FG	S	Pts.
Camarillo	0	0	0	0	0/1	0/0	0	0
Team	29	115	3	28/2913	261243			
Opponents	40	1324	3	38/4018	280332			

SACKS

Harvey, 6.0; M. Jones, 6.0; Nunn, 4.0; Bankston, 2.0; R. Davis, 2.0; Ruckett, 2.0; Swann, 2.0; Hychy, 1.0; J. Jones, 1.0; Faulkner, 0.5; McDonald, 0.5.
Team 27.0, Opponents 36.0

RUSHING

	No.	Yds.	Avg.	Long	TD
Johnson	178	734	4.1	42t	6
Bailey	52	233	4.5	15	1
Brown	68	194	2.9	13	2
Chandler	36	149	4.1	18	1
Centers	37	139	3.8	28	0
Proehl	3	23	7.7	10	0
Rosenbach	9	11	1.2	10	0
Thompson	8	8	1.0	6	1
R. Hill	1	4	4.0	4	0
Blount	1	-1	-1.0	-1	0
E. Jones	2	-3	-1.5	1	0
Team	395	1,491	3.8	42t	11
Opponents	436	1,635	3.8	63t	13

RECEIVING

	No.	Yds.	Avg.	Long	TD
Proehl	60	774	12.4	63t	3
R. Hill	58	861	14.8	49	3
Centers	50	417	8.3	26	2
E. Jones	38	559	14.7	72t	4
Bailey	33	331	10.0	34	1
Edwards	14	147	10.5	25t	1
Johnson	14	103	7.4	26	0
Rolle	13	64	4.9	12	0
Brown	7	54	7.7	18	0
Reeves	6	28	4.7	12	0
Blount	3	18	6.0	18	0
Ware	1	13	13.0	13	0
Jackson	1	5	5.0	5t	1
Team	298	3,344	11.2	72t	15
Opponents	276	3,687	13.4	87t	24

INTERCEPTIONS

	No.	Yds.	Avg.	Long	TD
Massey	5	147	29.4	46t	3
Zordich	3	37	12.3	23	0
A. Williams	3	25	8.3	23	0
McDonald	2	35	17.5	20	0
D. Davis	2	27	13.5	27	0
J. Jones	1	27	27.0	27	0
Team	16	298	18.6	46t	3
Opponents	24	279	11.6	65	1

PUNT RETURNS

	Ret.	FC	Yds.	Avg.	Long	TD
Bailey	20	8	263	13.2	65	0
Blount	13	4	101	7.8	16	0
Team	33	12	364	11.0	65	0
Opponents	22	11	141	6.4	26	0

KICKOFF RETURNS

	No.	Yds.	Avg.	Long	TD
Bailey	28	690	24.6	63	0
Blount	11	251	22.8	52	0
Edwards	8	143	17.9	24	0
Jackson	1	17	17.0	17	0
Rolle	1	10	10.0	10	0
L. Smith	2	16	8.0	13	0
Team	51	1,127	22.1	63	0
Opponents	42	767	18.3	43	0

PUNTING

	No.	Yds.	Avg.	Net	TB	In20	Lg	Blk.
Camarillo	54	2,317	42.9	39.6	2	23	73	0
G. Davis	4	167	41.8	36.8	1	0	52	0
Team	58	2,484	42.8	39.4	3	23	73	0
Opponents	62	2,656	42.8	34.7	7	13	62	0

FIELD GOALS

	1-19	20-29	30-39	40-49	50+
G. Davis	0-0	6-10	3-4	4-9	0-3
Team	0-0	6-10	3-4	4-9	0-3
Opponents	1-1	6-6	5-9	4-9	2-3

USUAL STARTING LINEUP

Offense	Defense
WR.....Randal Hill	LE.....Jeff Faulkner
Ernie Jones	Eric Swann
LT.....Luis Sharpe	DT.....Jim Wahler
LG.....Mark May	Michael Bankston
C.....Danny Villa	DT.....Mike Jones
Bill Lewis	Keith Rucker
RG.....Lance Smith	RE.....Freddie Joe Nunn
RT...Rick Cunningham	Reuben Davis
Danny Villa	ILB...Tyrone Stowe
TE.....Walter Reeves	ILB.....Eric Hill
WR.....Ricky Proehl	OLB.....Ken Harvey
QB...Tim Rosenbach	LB/DB Lorenzo Lynch
Chris Chandler	RCB...Robert Massey
H-B...Butch Rolle	SS...Aeneas Williams
RB...Johnny Johnson	SS...Tim McDonald
Ivory Lee Brown	FS...Michael Zordich
K.....Greg Davis	P.....Rich Camarillo

NOTES

Despite considerable improvement on both offense and defense, Cards lose six games by six points or less to post a second consecutive 4-12 season ... defense allows fewest rushing yards (1,635) in 24 seasons (1,558, 1968) and fewest points (332) since 1978 (296) ... CB Robert Massey becomes 17th player in NFL history to return two interceptions for touchdowns in one game (31 and 41 yards in fourth quarter Oct. 4 vs. Washington) ... Pro Bowl P Rich Camarillo narrowly misses becoming the first player in NFL history to achieve a 40-yard net punting average with a 39.6-yard net mark.

FINAL NFC EAST STANDINGS

Team	W	L	T	Pct.	Pts.	Opp
Dallas*	13	3	0	.813	409	243
Philadelphia*	11	5	0	.688	354	245
Washington*	9	7	0	.563	300	255
N.Y. Giants	6	10	0	.375	306	367
Phoenix	4	12	0	.250	243	332

*Wild-card playoff qualifiers



ARIZONA CARDINALS

1993 (7-9)

HEAD COACH JOE BUGEL

Sept. 5	At Philadelphia	L	17-23	59,831
Sept. 12	At Washington	W	17-10	53,525
Sept. 19	Dallas	L	10-17	73,025
Sept. 26	At Detroit	L	20-26	57,180
Oct. 3	Open Date			
Oct. 10	New England	L	21-23	36,115
Oct. 17	Washington	W	36-6	48,143
Oct. 24	At San Francisco	L	14-28	62,020
Oct. 31	New Orleans	L	17-20	36,778
Nov. 7	Philadelphia	W	16-3	41,634
Nov. 14	At Dallas	L	15-20	64,224
Nov. 21	Open Date			
Nov. 28	At N.Y. Giants	L	17-19	59,979
Dec. 5	L.A. Rams	W	38-10	33,964
Dec. 12	Detroit	L	14-21	39,393
Dec. 19	At Seattle	W	30-27 (OT)	45,737
Dec. 26	N.Y. Giants	W	17-6	53,414
Jan. 2	At Atlanta	W	27-10	44,360
				326-269
Home: 4-4 (362,466); Away: 3-5 (446,856).				

TEAM STATISTICS

	Cards	Opp.
Total First Downs.....	295	278
Rushing	107	106
Passing	173	158
Penalty	15	14
Total Net Yards.....	5213	5167
Avg. Per Game	325.8	322.9
Total Plays	1,007	962
Avg. Per Play	5.2	5.4
Net Yards Rushing.....	1809	1861
Avg. Per Game	113.1	116.3
Total Rushes	452	433
Net Yards Passing.....	3404	3306
Avg. Per Game	212.8	206.6
Sacked/Yards Lost	33/231	34/205
Gross Yards	3,635	3,511
Att./Comp./Pct.	522/310/59.4	495/281/56.8
Had Intercepted	20	9
Punts/Average.....	73/43.7	78/42.7
Penalties/Yards.....	77/644	95/730
Fumbles/Lost.....	23/11	25/17
Touchdowns.....	37	27
Rushing	12	13
Passing	21	14
Returns	4	0

SCORE BY PERIOD

	Q1	Q2	Q3	Q4	OT	Pts.
Team	54	98	79	92	3	326
Opponents	58	84	53	74	0	269

Scoring

	TD	R	P	R	PAT	FG	S	Pts.
G. Davis	0	0	0	0	37/37	21/28	0	100
Moore	9	9	0	0	0/0	0/0	0	54
Proehl	7	0	7	0	0/0	0/0	0	42
Clark	4	0	4	0	0/0	0/0	0	24
R. Hill	4	0	4	0	0/0	0/0	0	24
Centers	3	0	3	0	0/0	0/0	0	18
Bailey	2	1	0	1	0/0	0/0	0	12
Williams	2	0	2	0	0/0	0/0	0	12
Blount	1	1	0	0	0/0	0/0	0	6
Edwards	1	0	1	0	0/0	0/0	0	6
Heart	1	1	0	0	0/0	0/0	0	6
Lynch	1	0	1	0	0/0	0/0	0	6
Reeves	1	0	1	0	0/0	0/0	0	6
Rolle	1	0	1	0	0/0	0/0	0	6
Swann	0	0	0	0	0/0	0/0	1	2
Team	37	12	21	4	37/37	21/28	2	326
Opponents	27	13	14	0	27/27	35/51	2	269

PASSING

	Att.	Comp.	Yds.	Comp. %	Yds./Att.	TD	TD%	Int.	Int. %	Long	Sack/Lost	Rating
Beuerlein	418	258	3,164	61.7	7.57	18	4.3	17	4.1	65t	29/206	82.5
Chandler	103	52	471	50.5	4.57	3	2.9	2	1.9	27t	4/25	64.8
Heart	1	0	0	0.0	0.00	0	0.0	1	100.0	0	0/0	0.0
Team	522	310	3,635	59.4	6.96	21	4.0	20	3.8	65t	33/231	78.0
Opponents	495	281	3,511	56.8	7.09	14	2.8	9	1.8	86	34/205	80.8

SACKS

Harvey 9.5, Nunn 6.5, Swann 3.5, Bankston 3, Booty 3, M. Jones 3, Stowe 1.5, R. Davis 1, E. Hill 1, Lynch 1, Oldham 1.
Team 34.0, Opponents 33.0

RUSHING

	No.	Yds.	Avg.	Long	TD
Moore	263	1,018	3.9	20	9
Heart	76	264	3.5	57	1
Bailey	49	253	5.2	31	1
Centers	25	152	6.1	33	0
Proehl	8	47	5.9	17	0
Beuerlein	22	45	2.0	20	0
Blount	5	28	5.6	7	1
Chandler	3	2	0.7	1	0
Camarillo	1	0	0.0	0	0
Team	452	1,809	4.0	57	12
Opponents	433	1,861	4.3	48	13

RECEIVING

	No.	Yds.	Avg.	Long	TD
Centers	66	603	9.1	29	3
Proehl	65	877	13.5	51t	7
Clark	63	818	13.0	55	4
R. Hill	35	519	14.8	58t	4
Bailey	32	243	7.6	30	0
Edwards	13	326	25.1	65t	1
Rolle	10	67	6.7	22	1
Reeves	9	67	7.4	18	1
Heart	6	18	3.0	9	0
Blount	5	36	7.2	9	0
Ware	3	45	15.0	27	0
Moore	3	16	5.3	6	0
Team	310	3,635	11.7	65t	21
Opponents	281	3,511	12.5	86	14

INTERCEPTIONS

	No.	Yds.	Avg.	Long	TD
Lynch	3	13	4.3	13	0
Williams	2	87	43.5	46t	1
Booty	2	24	12.0	19	0
Oldham	1	0	0.0	0	0
Zordich	1	0	0.0	0	0
Team	9	124	13.8	46t	1
Opponents	20	143	7.2	37	0

PUNT RETURNS

	Ret.	FC	Yds.	Avg.	Long	TD
Bailey	35	5	282	8.1	58t	1
Blount	9	3	90	10.0	25	0
Edwards	3	3	12	4.0	11	0
Team	47	11	384	8.2	58t	1
Opponents	30	19	267	8.9	33	0

KICKOFF RETURNS

	No.	Yds.	Avg.	Long	TD
Bailey	31	699	22.5	48	0
Blount	8	163	20.4	27	0
Edwards	3	51	17.0	20	0
Lofton	1	18	18.0	18	0
Smith	1	11	11.0	11	0
Moore	1	9	9.0	9	0
Team	45	951	21.1	48	0
Opponents	51	994	19.5	61	0

PUNTING

	No.	Yds.	Avg.	Net	TBIn20	Lg	Blk.
Camarillo	73	3,189	43.7	37.8	8	23	61
Team	733	189,437	37.8	8	23	61	0
Opponents	783	333,427	36.8	4	23	62	1

FIELD GOALS

	1-19	20-29	30-39	40-49	50+
G. Davis	1-1	11-11	1-1	4-10	4-5
Team	1-1	11-11	1-1	4-10	4-5
Opponents	1-1	11-12	7-10	6-9	1-3

USUAL STARTING LINEUP

Offense	Defense
WR..... Gary Clark	LE..... Michael Bankston
Randal Hill	Freddie Joe Nunn
LT..... Luis Sharpe	LT..... Eric Swann
LG..... Mark May	RT..... Keith Rucker
Joe Wolf	RE..... Reuben Davis
C..... Ed Cunningham	Freddie Joe Nunn
RG..... Lance Smith	ILB..... Eric Hill
RT..... Rick Cunningham	ILB..... Tyrone Stowe
TE..... Walter Reeves	Ken Harvey
WR..... Ricky Proehl	LCB..... Aeneas Williams
QB..... Steve Beuerlein	RCB..... Robert Massey
H-B..... Larry Centers	S..... Dave Duerson
Butch Rolle	Lorenzo Lynch
RB..... Ronald Moore	SS..... John Booty
Garrison Heart	FS..... Chuck Cecil
K..... Greg Davis	Lorenzo Lynch
	P..... Rich Camarillo

NOTES

A 5-3 record and three consecutive victories to finish season 7-9 are not enough to save Head Coach Joe Bugel's job ... rushing offense improves from 26th (1992) to sixth overall and scoring jumps from 24th to fourth ... defensively, six opponents held to 10 points or less, a Cardinal first since 1936 ... first-round draft pick RB Garrison Heart suffers season-ending knee injury in sixth game ... Pittsburgh (Kan.) State rookie RB Ronald Moore rushes for 1,018 yards and leads all NFL rookies with nine touchdowns ... Moore becomes only fifth rookie in NFL history to tally four rushing touchdowns in one game (vs. L.A. Rams, Dec. 5) ... franchise-record crowd of 73,025 sees Cards lose 17-10 to Dallas on Sept. 19 ... Cards snap 14-game losing streak at R.F.K. Stadium with a 17-10 victory Sept. 12, their first success at Washington since 1978.

FINAL NFC EAST STANDINGS

Team	W	L	T	Pct.	Pts.	OP
Dallas#	12	4	0	.750	376	229
N.Y. Giants*	11	5	0	.688	288	205
Philadelphia	8	8	0	.500	293	315
Phoenix	7	9	0	.438	326	269
Washington	4	12	0	.250	230	345

#Top NFC playoff seed

*Wild-card playoff qualifier



1994 (8-8)

HEAD COACH BUDDY RYAN

Sept. 4	At L.A. Rams	L 12-14	32,969
Sept. 11	N.Y. Giants	L 17-20	60,066
Sept. 18	At Cleveland	L 0-32	62,818
Sept. 25	Open Date		
Oct. 2	Minnesota	W 17-7	67,950
Oct. 9	At Dallas	L 3-38	64,518
Oct. 16	At Washington	W 19-16 (OT)	50,019
Oct. 23	Dallas	L 21-28	71,023
Oct. 30	Pittsburgh	W 20-17 (OT)	65,690
Nov. 6	At Phila.	L 7-17	64,952
Nov. 13	At N.Y. Giants	W 10-9	71,719
Nov. 20	Philadelphia	W 12-6	62,779
Nov. 27	Chicago	L 16-19 (OT)	65,922
Dec. 4	At Houston	W 30-12	39,821
Dec. 11	Washington	W 17-15	53,790
Dec. 18	Cincinnati	W 28-7	50,110
Dec. 24	At Atlanta	L 6-10	35,311
		235-267	

Home: 5-3 (497,330). Away: 3-5 (422,127).

TEAM STATISTICS

	Cards	Opp.
Total First Downs.....	280	245
Rushing	97	71
Passing	169	144
Penalty	28	30
Total Net Yards.....	4607	4408
Avg. Per Game	287.9	275.5
Total Plays	1,052	909
Avg. Per Play	4.4	4.8
Net Yards Rushing	1560	1370
Avg. Per Game	97.5	85.6
Total Rushes	480	409
Net Yards Passing.....	3047	3038
Avg. Per Game	190.4	189.9
Sacked/Yards Lost	34/237	35/272
Gross Yards	3,284	3,310
Att./Comp./Pct. 538/287/53.3	465/234/50.3	
Had Intercepted	19	23
Punts/Average.....	98/40.8	90/40.9
Penalties/Yards	128/1,090	108/800
Fumbles/Lost	25/10	28/13
Touchdowns	24	31
Rushing	12	7
Passing	11	19
Returns	1	5

SCORE BY PERIOD

	Q1	Q2	Q3	Q4	OT	Pts.
Team	41	66	18	104	6	235
Opponents	74	83	62	45	3	267

SCORING

	TD	R	P	R	PAT	FG	S	Pts.
Davis	0	0	0	0	17/1720	260	77	
Centers	7	5	2	0	0/0	0	0	42
Moore	5	4	1	0	0/0	0	0	32
Proehl	5	0	5	0	0/0	0	0	30
Peterson	0	0	0	0	4/4	2/4	0	10
Beuerlein	1	1	0	0	0/0	0	0	6
Clark	1	0	1	0	0/0	0	0	6
Hearst	1	1	0	0	0/0	0	0	6
McCants*	1	0	0	1	0/0	0	0	6
McCants**	1	0	0	1	0/0	0	0	6
Reeves	1	0	1	0	0/0	0	0	6
Ware**	1	0	1	0	0/0	0	0	6
Swann	0	0	0	0	0/0	0	1	2
Team	24	12	11	1	21/2122	301/235		
Opponents 31	7	19	5	28	29/15	24/3267		

*NFL **Cardinals

2-Pt. Conversions: Moore.

Team 1/3, Opponents 1/2

PASSING

	Att.	Comp.	Yds.	Comp. %	Yds./Att.	TD	TD%	Int.	Int. %	Long	Sack/Lost	Rating
Beuerlein	255	130	1,545	51.0	6.06	5	2.0	9	3.5	63	20/129	61.6
Schroeder	238	133	1,510	55.9	6.34	4	1.7	7	2.9	48t	11/85	68.4
McMahon	43	23	219	53.5	5.09	1	2.3	3	7.0	33	3/23	46.6
Hearst	1	1	10	100.0	10.00	1	100.0	0	0.0	10t	0/0	147.9
Moore	1	0	0	0.0	0.00	0	0.0	0	0.0	0	0/0	39.6
Team	538	287	3,284	53.3	6.10	11	2.0	19	3.5	63	34/237	64.1
Opponents	465	234	3,310	50.3	7.12	19	4.1	23	4.9	85t	35/272	66.7

SACKS

Swann 7, Bankston 7, Joyner 6, Simmons 6, Miller 3, E. Hill 1.5, Hoage 1, Marshall 1, McCants (NFL) 1, McCants (Cardinals) 1, Wilson (NFL) 1, Wilson (Cardinals) 1, Lynch 0.5.

Team 35.0, Opponents 34.0

RUSHING

	No.	Yds.	Avg.	Long	TD
Moore	232	780	3.4	24	4
Centers	115	336	2.9	17	5
Higgs (NFL)	62	195	3.1	21	0
Higgs (AZ)	43	127	3.0	16	0
Hearst	37	169	4.6	36	1
Schroeder	16	59	3.7	16	0
Beuerlein	22	39	1.8	19	1
McMahon	6	32	5.3	17	0
Levy	3	15	5.0	22	0
Feagles	2	8	4.0	12	0
Samuels	1	1	1.0	1	0
Reeves	1	-1	-1.0	-1	0
McAfee (AZ)	2	-5	-2.5	2t	1
Team	480	1,560	3.3	36	12
Opponents	409	1,370	3.3	26	7

RECEIVING

	No.	Yds.	Avg.	Long	TD
Centers	77	647	8.4	36	2
Proehl	51	651	12.8	63	5
Clark	50	771	15.4	45	1
R.Hill	38	544	14.3	51	0
Ware	17	171	10.1	31	1
Reeves	14	202	14.4	33	1
Fann	12	96	8.0	16	0
Samuels	8	57	7.1	17	0
Moore	8	52	6.5	18	1
Hearst	6	49	8.2	29	0
Levy	4	35	8.8	15	0
Robinson	1	5	5.0	5	0
McAfee(AZ)	1	4	4.0	4	0
Team	287	3,284	11.4	63	11
Opponents	234	3,310	14.1	85t	19

INTERCEPTIONS

	No.	Yds.	Avg.	Long	TD
A. Williams	9	89	9.9	43	0
J. Williams	4	48	12.0	29	0
Hoage	3	64	21.3	41	0
Joyner	3	2	0.7	2	0
Lynch	2	35	17.5	23	0
McCants (NFL)	1	46	46.0	46t	1
McCants (AZ)	1	46	46.0	46t	1
Swann	1	0	0.0	0	0
Marshall	0	13	0.0	13	0
Team	23	297	12.9	46t	1
Opponents	19	262	13.8	93t	3

PUNT RETURNS

	Ret.	FC	Yds.	Avg.	Long	TD
Robinson	41	12	285	7.0	23	0
Reeves	1	1	1	1.0	1	0
Team	42	13	286	6.8	23	0
Opponents	40	22	270	6.8	16	0

KICKOFF RETURNS

	No.	Yds.	Avg.	Long	TD
Levy	26	513	19.7	31	0
Robinson	12	231	19.3	33	0
McAfee	7	113	16.1	29	0
Heneseey	6	108	18.0	25	0
Reeves	3	83	27.7	53	0
Higgs (NFL)	2	25	12.5	17	0

KICKOFF RETURNS (CONT.)

	No.	Yds.	Avg.	Long	TD
Higgs (AZ)	2	25	12.5	17	0
Samuels	1	6	6.0	6	0
Team	57	1,079	18.9	53	0
Opponents	53	1,214	22.9	87t	1

PUNTING

	No.	Yds.	Avg.	Net	TB	Int	20	Lg	Blk.
Feagles	983	99740.8	36.0	10	33	54	0		
Team	983	99740.8	36.0	10	33	54	0		
Opponents	903	67740.9	35.7	9	29	58	1		

FIELD GOALS

	1-19	20-29	30-39	40-49	50+
Davis	0-0	10-11	3-4	6-7	1-4
Peterson	0-0	1-1	1-1	0-2	0-0
Team	0-0	11-12	4-5	6-9	1-4
Opponents	1-1	5-6	8-10	0-5	1-2

USUAL STARTING LINEUP

Offense	Defense
WR.....Randal Hill	LE.....Michael Bankston
LT.....Louis Sharpe	LT.....Eric Swann
	Ben Coleman
LG.....Ernest Dye	RE.....Clyde Simmons
C.....Ed Cunningham	LLB.....Seth Joyner
RG.....Ben Coleman	MLB.....Eric Hill
	Anthony Redmon
RT.....Rick Cunningham	LCB.....Aeneas Williams
	Joe Wolf
TE.....Derek Ware	SS.....Lorenzo Lynch
WR.....Ricky Proehl	FS.....Terry Hoage
QB.....Steve Buerlein	P.....Jeff Feagles
	Joe Schroeder
FB.....Larry Centers	
RB.....Ronald Moore	
K.....Greg Davis	

NOTES

Colorful **Buddy Ryan** named head coach and general manager ... season-ticket sales nearly double to over 48,000 ... Sun Devil Stadium sells out three times and Cards establish franchise single-season attendance mark of 497,330, an average of 62,166 ... saddled with 0-3 start, Cards win five of last seven games to finish 8-8, their first non-losing record since 1984 ... defense ranks third in league—highest in 25 years—and Cards' 36 takeaways lead NFC ... offense leads league in time of possession but 23 touchdowns are fewest in NFL ... 10-game losing streak in Giants Stadium snapped with 10-9 win Nov. 13 ... team changes name to Arizona Cardinals ... CB **Aeneas Williams** earns first Pro Bowl berth.

FINAL NFC EAST STANDINGS

Team	W	L	T	Pct.	Pts.	OP
Dallas	12	4	0	.750	414	248
N.Y. Giants	9	7	0	.563	279	305
Arizona	8	8	0	.500	235	267
Philadelphia	7	9	0	.438	308	308
Washington	3	13	0	.188	320	412



1995 (4-12)

HEAD COACH BUDDY RYAN

Sept. 3	At Washington	L	7-27	52,731
Sept. 10	Philadelphia	L	19-31	45,004
Sept. 17	At Detroit	W	20-17	58,727
Sept. 24	At Dallas	L	20-34	64,560
Oct. 1	Kansas City	L	3-24	50,211
Oct. 8	At N.Y. Giants	L	21-27 (OT)	68,463
Oct. 15	Washington	W	24-20	42,370
Oct. 22	Open Date			
Oct. 29	Seattle	W	20-14 (OT)	39,600
Nov. 5	At Denver	L	6-38	71,488
Nov. 12	Minnesota	L	24-30 (OT)	51,342
Nov. 19	At Carolina	L	7-27	49,582
Nov. 26	Atlanta	W	40-37 (OT)	35,147
Nov. 30	N.Y. Giants	L	6-10	44,246
Dec. 9	At San Diego	L	25-28	55,258
Dec. 17	At Philadelphia	L	20-21	62,076
Dec. 25	Dallas	L	13-37	72,394
			275-422	
Home: 3-5 (380,314). Away: 1-7 (482,885).				

TEAM STATISTICS

	Cards	Opp.
Total First Downs	285	310
Rushing	65	105
Passing	184	180
Penalty	36	25
Total Net Yards	4866	5704
Avg. Per Game	304.1	356.5
Total Plays	1,002	995
Avg. Per Play	4.9	5.7
Net Yards Rushing	1363	2249
Avg. Per Game	85.2	140.6
Total Rushes	387	503
Net Yards Passing	3503	3455
Avg. Per Game	218.9	215.9
Sacked/Yards Lost	55/390	31/200
Gross Yards	3,893	3,655
Att./Comp./Pct.560/327/58.4		
461/264/57.3		
Had Intercepted	24	19
Punts/Average	72/43.8	62/43.5
Penalties/Yards	119/835	117/860
Fumbles/Lost	41/19	39/23
Touchdowns	26	53
Rushing	3	14
Passing	17	33
Returns	6	6

SCORE BY PERIOD

	Q1	Q2	Q3	Q4	OT	Pts.
Team	35	108	53	70	9	275
Opponents	75	136	109	90	12	422

SCORING

	TD	R	P	R	PAT	FG	S	Pts.
G. Davis	0	0	0	0	19/19	30/39	0	109
Moore	5	0	5	0	0/0	0/0	0	32
Centers	4	2	2	0	0/0	0/0	0	24
Williams	3	0	3	0	0/0	0/0	0	18
Sanders	2	0	2	0	0/0	0/0	0	16
Edwards	2	0	2	0	0/0	0/0	0	12
Gaines	2	0	2	0	0/0	0/0	0	12
Hearst	2	1	1	0	0/0	0/0	0	12
McBride	2	0	2	0	0/0	0/0	0	12
Anderson	1	0	1	0	0/0	0/0	0	10
Lynch	1	0	0	1	0/0	0/0	0	6

PASSING

	Att.	Comp.	Yds.	Comp. %	Yds./Att.	TD	TD%	Int.	Int. %	Long	Sack/Lost	Rating
Krieg	521	304	3,554	58.3	6.82	16	3.1	21	4.0	48	53/380	72.6
Buck	32	20	271	62.5	8.47	1	3.1	0	0.0	28	2/10	99.9
Case	2	1	19	50.0	9.50	0	0.0	1	50.0	19	0/0	43.8
Hearst	2	1	16	50.0	8.00	0	0.0	0	0.0	16	0/0	77.1
Moore	2	1	33	50.0	16.50	0	0.0	1	50.0	33	0/0	56.3
Centers	1	0	0	0.0	0.00	0	0.0	1	100.0	0	0/0	0.0
Team	560	327	3,893	58.4	6.95	17	3.0	24	4.3	48	55/390	72.0
Opponents	461	264	3,655	57.3	7.93	33	7.2	19	4.1	73t	31/200	89.5

SCORING (CONT.)

	TD	R	P	R	PAT	FG	S	Pts.
McCants	1	0	0	1	0/0	0/0	0	6
Simmons	1	0	0	1	0/0	0/0	0	6
Team	26	3	17	6	19/1930	39/0	275	
Opponents	53	14	33	6	50/5118	25/0	422	
2-Pt. Conversions: Anderson 2, Sanders 2, Moore 1.								
Team 5/6, Opponents 0/0								

SACKS

Simmons 11, Swann 8.5, Bankston 2.0, Hill 2.0, Hoage 1.0, Irving 1.0, Joyner 1.0, Lynch 1.0, Miller 1.0, Wilson 1.0, Alexander 0.5, C. Brown 0.5, McCants 0.5.

Team 31.0, Opponents 55.0

RUSHING

	No.	Yds.	Avg.	Long	TD
Hearst	284	1,070	3.8	38	1
Centers	78	254	3.3	20	2
Krieg	19	29	1.5	17	0
Case	1	4	4.0	4	0
Feagles	2	4	2.0	4	0
Lassiter	1	1	1.0	1	0
Sanders	1	1	1.0	1	0
Buck	1	0	0.0	0	0
Johnson	2	-2	-1.0	0	0
Team	387	1,363	3.5	38	3
Opponents	503	2,249	4.5	76t	14

RECEIVING

	No.	Yds.	Avg.	Long	TD
Centers	101	962	9.5	32	2
Moore	63	907	14.4	45	5
Sanders	52	883	17.0	48	2
Edwards	29	417	14.4	28t	2
Hearst	29	243	8.4	39	1
Gaines	14	117	8.4	22t	2
McBride	13	112	8.6	24	2
Dowdell	10	96	9.6	23	0
Reeves	6	62	10.3	22	0
Fann	5	41	8.2	13	0
Anderson	3	34	11.3	18	1
Samuels	2	19	9.5	12	0
Team	327	3,893	11.9	48	17
Opponents	264	3,655	13.8	73t	33

INTERCEPTIONS

	No.	Yds.	Avg.	Long	TD
Williams	6	86	14.3	48t	2
Joyner	3	9	3.0	11	0
Hunter	2	21	10.5	21	0
Alexander	2	14	7.0	14	0
Hoage	2	0	0.0	0	0
Lynch	1	72	72.0	72t	1
Bankston	1	28	28.0	28	0
Simmons	1	25	25.0	25t	1
Paul	1	4	4.0	4	0
Team	19	259	13.6	72t	4
Opponents	24	307	12.8	58t	4

PUNT RETURNS

	Ret.	FC	Yds.	Avg.	Long	TD
Edwards	18	11	131	7.3	16	0
Reeves	4	0	41	10.3	14	0
Dowdell	1	0	0	0.0	0	0
Team	23	11	172	7.5	16	0
Opponents	32	14	242	7.6	25	0

KICKOFF RETURNS

	No.	Yds.	Avg.	Long	TD
Terry	37	808	21.8	53	0
Dowdell	18	344	19.1	28	0
Johnson(NFL)	11	259	23.5	70	0
Johnson(AZ)	11	259	23.5	70	0
Edwards	3	50	16.7	24	0

KICKOFF RETURNS (CONT.)

	No.	Yds.	Avg.	Long	TD
Higgs	2	26	13.0	17	0
Anderson	1	17	17.0	17	0
Centers	1	15	15.0	15	0
Team	73	1,519	20.8	70	0
Opponents	65	1,593	24.5	92t	2

PUNTING

	No.	Yds.	Avg.	Net	TB	In20	Lg	Blk.
Feagles	72	3,150	43.8	38.2	8	20	60	0
Team	723	15,043.8	38.2	8	20	60	0	
Opponents	622	6,943.5	38.1	8	21	65	0	

FIELD GOALS

	1-19	20-29	30-39	40-49	50+
Davis	1-1	13-14	9-10	6-8	1-6
Team	1-1	13-14	9-10	6-8	1-6
Opponents	0-0	8-8	5-7	3-7	2-3

USUAL STARTING LINEUP

Offense	Defense
WRRob Moore	LEMichael Bankston
LTErnest Dye	LTEric Swann
RTLarry Tharpe	RTBernard Wilson
LGDuvall Love	REClyde Simmons
CEd Cunningham	LLBSeth Joyner
JMJamie Dukes	MLBEric Hill
RGAnthony Redmon	RLBTerry Irving
OTBernard Dafney	JMJamil Miller
RTLarry Tharpe	LCBAeneas Williams
QBRob Selby	RCBPatrick Hunter
TEWendall Gaines	TETito Paul
WRFrank Sanders	SSLance Brown
QBDave Krieg	SSLorenzo Lynch
FBLarry Centers	FSBrent Alexander
RBGarrison Hearst	PJeff Feagles
KGreg Davis	

NOTES

Cards lose seven of final eight games to drop to 4-12, costing Head Coach **Buddy Ryan** his job ... defense ranks last against the run and in scoring defense despite league highs of 42 takeaways and 23 fumble recoveries ... Arizona's offense leads NFL with 43 turnovers (24 interceptions, 19 lost fumbles) ... low light of season at expansion Carolina Nov. 19 as Cards gain just 96 total yards, their lowest output in 40 years ... FB **Larry Centers** earns first Pro Bowl honor as first running back in league history to eclipse 100-pass reception plateau with 101 catches, a franchise record ... **Garrison Hearst** owns dubious distinction of becoming first running back in NFL history to score only one rushing touchdown during a 1,000-yard (1,070) season.

FINAL NFC EAST STANDINGS

Team	W	L	T	Pct.	Pts.	OP
Dallas#	12	4	0	.750	435	291
Philadelphia*	10	6	0	.625	318	338
Washington	6	10	0	.375	326	359
N.Y. Giants	5	11	0	.313	290	340
Arizona	4	12	0	.250	275	422
#Top NFC playoff seed						
*Wild-card playoff qualifier						



1996 (7-9)

HEAD COACH VINCE TOBIN

Sept. 1	At Indianapolis	L	13-20	48,133
Sept. 8	Miami	L	10-38	55,444
Sept. 15	At New England	L	0-31	59,118
Sept. 22	At New Orleans	W	28-14	34,316
Sept. 29	St. Louis	W	31-28 (OT)	33,116
Oct. 6	Open Date			
Oct. 13	At Dallas	L	3-17	64,096
Oct. 20	Tampa Bay	W	13-9	27,738
Oct. 27	New York Jets	L	21-31	28,088
Nov. 3	At N.Y. Giants	L	8-16	68,262
Nov. 10	At Washington	W	37-34 (OT)	51,929
Nov. 17	N.Y. Giants	W	31-23	34,924
Nov. 24	Philadelphia	W	36-30	36,175
Dec. 1	At Minnesota	L	17-41	45,767
Dec. 8	Dallas	L	6-10	70,763
Dec. 15	Washington	W	27-26	34,260
Dec. 22	At Philadelphia	L	19-29	63,658

Home: 5-3 (320,508). Away: 2-6 (435,279).

TEAM STATISTICS

	Cards	Opp.
Total First Downs.....	308	336
Rushing	70	120
Passing	214	192
Penalty	24	24
Total Net Yards.....	5190	5361
Average Per Game	324.4	335.1
Total Plays	1,050	1,062
Average Per Play	4.9	5.0
Net Yards Rushing.....	1502	1862
Average Per Game	93.9	116.4
Total Rushes	401	514
Net Yards Passing.....	3688	3499
Average Per Game	230.5	218.7
Sacked/Yards Lost	36/229	28/185
Gross Yards	3,917	3,684
Att./Comp./Pct.	613/336/54.8	520/311/59.8
Had Intercepted	21	11
Punts/Average.....	77/43.2	69/43.8
Penalties/Yards.....	106/873	104/841
Fumbles/Ball Lost.....	29/14	24/14
Touchdowns.....	33	44
Rushing	8	18
Passing	23	21
Returns	2	5

SCORE BY PERIOD

	Q1	Q2	Q3	Q4	OT	Pts.
Team	39	70	51	134	6	300
Opponents	56	130	90	121	0	397

SCORING

	TD	R	P	PAT	FG	S	Pts.	
Butler	0	0	0	0	17/19	14/17	0	59
Centers	9	2	7	0	0/0	0/0	0	54
Davis	0	0	0	0	12/12	9/14	0	39
R. Moore	4	0	4	0	0/0	0/0	0	26
L. Johnson	4	3	1	0	0/0	0/0	0	24
Sanders	4	0	4	0	0/0	0/0	0	24
Dowdell	2	0	2	0	0/0	0/0	0	12
McElroy	2	1	1	0	0/0	0/0	0	12
Smith	2	1	1	0	0/0	0/0	0	12
Esiason	1	1	0	0	0/0	0/0	0	8
Carter	1	0	1	0	0/0	0/0	0	6
Edwards	1	0	1	0	0/0	0/0	0	6
McWilliams	1	0	1	0	0/0	0/0	0	6

PASSING

	Att.	Comp.	Yds.	Comp. %	Yds./Att.	TD	TD%	Int.	Int. %	Long	Sack/Lost	Rating
Esiason	339	190	2,293	56.0	6.76	11	3.2	14	4.1	64t	17/109	70.6
K. Graham	274	146	1,624	53.3	5.93	12	4.4	7	2.6	69	19/120	75.1
Team	613	336	3,917	54.8	6.39	23	3.8	21	3.4	69	36/229	72.6
Opponents	520	311	3,684	59.8	7.08	21	4.0	11	2.1	55	28/185	86.1

SCORING (CONT.)

	TD	R	P	PAT	FG	S	Pts.
Miller	1	0	0	1	0/0	0/0	6
Williams	1	0	0	1	0/0	0/0	6
Team	33	8	23	2	29/3123	310	300
Opponents	44	18	21	5	41/4330	370	397

2-Pt. Conversions: Esiason, Moore. Team 2/2, Opponents 1/1

SACKS

Rice 12.5, Joyner 5.0, Swann 5.0, Miller 1.0, Ottis 1.0, B. Smith 1.0, Williams 1.0, Wilson 1.0, Bankston 0.5.

Team 28.0, Opponents 36.0

RUSHING

	No.	Yds.	Avg.	Long	TD
L. Johnson	141	634	4.5	70t	3
Centers	116	425	3.7	24	2
McElroy	89	305	3.4	32	1
K. Graham	21	87	4.1	19	0
Esiason	15	52	3.5	13	1
C. Smith	14	15	1.1	3	1
Feagles	1	0	0.0	0	0
McKinnon	1	-4	-4.0	-4	0
Sanders	2	-4	-2.0	1	0
Edwards	1	-8	-8.0	-8	0
Team	401	1,502	3.7	70t	8
Opponents	514	1,862	3.6	78	18

RECEIVING

	No.	Yds.	Avg.	Long	TD
Centers	99	766	7.7	39	7
Sanders	69	813	11.8	34	4
R. Moore	58	1,016	17.5	69	4
Edwards	29	311	10.7	31	1
Carter	26	329	12.7	36	1
Dowdell	20	318	15.9	64t	2
L. Johnson	15	176	11.7	35	1
McWilliams	7	80	11.4	21	1
McElroy	5	41	8.2	22t	1
Anderson	4	64	16.0	19	0
C. Smith	3	3	1.0	2	1
Terry	1	0	0.0	0	0
Team	336	3,896	11.6	69	23
Opponents	311	3,684	11.8	55	21

INTERCEPTIONS

	No.	Yds.	Avg.	Long	TD
Williams	6	89	14.8	65t	1
Alexander	2	3	1.5	3	0
Lassiter	1	20	20.0	20	0
Joyner	1	10	10.0	10	0
Bradford	1	0	0.0	0	0
Team	11	122	11.1	65t	1
Opponents	21	186	8.9	33	0

PUNT RETURNS

	Ret.	FC	Yds.	Avg.	Long	TD
Dowdell	34	8	297	8.7	35	0
Edwards	5	1	46	9.2	20	0
Team	39	9	343	8.8	35	0
Opponents	37	19	403	10.9	66t	1

KICKOFF RETURNS

	No.	Yds.	Avg.	Long	TD
McElroy	54	1,148	21.3	92	0
L. Johnson	10	198	19.8	27	0
Dowdell	5	122	24.4	31	0
Terry	4	84	21.0	30	0
McCleskey (N.O.)	1	18	18.0	18	0
McDonald	1	16	16.0	16	0
C. Smith	1	14	14.0	14	0
Team	75	1,582	21.1	92	0
Opponents	61	1,290	21.1	95t	1

PUNTING

	No.	Yds.	Avg.	Net	TB	In20	Lg	Blk.
Feagles	76	3,328	43.8	36.4	6	23	68	1
Team	77.3	3,284.3	42.36	4	6	23	68	1
Opponents	69.3	3,022.43	43.8	36.2	9	26	63	0

FIELD GOALS

	1-19	20-29	30-39	40-49	50+
Butler	1-1	6-6	5-8	2-2	0-0
Davis	0-0	7-9	1-2	1-3	0-0
Team	1-1	13-15	6-10	3-5	0-0
Opponents	0-0	14-14	11-11	5-10	1-2

USUAL STARTING LINEUP

Offense	Defense
WR.....Rob Moore	LE.....Michael Bankston
LT.....Lomas Brown	LT.....Eric Swann
LG.....Duval Love	RT.....Bernard Wilson
.....Rob Selby	RE.....Simeon Rice
C.....Mike Devlin	LLB.....Seth Joyner
.....Aaron Graham	MLB.....Eric Hill
RG.....Anthony Redmon	RLB.....Jamir Miller
RT.....Joe Wolf	LCB.....Aeneas Williams
TE.....Pat Carter	RCB.....Ronnie Bradford
WR.....Frank Sanders	SS.....Matt Darby
QB.....Boomer Esiason	FS.....Brent Alexander
.....Kent Graham	P.....Jeff Feagles
FB.....Larry Centers	
RB.....Leeland McElroy	
.....LeShon Johnson	
K.....Kevin Butler	
.....Greg Davis	

NOTES

Improvement from 4-12 to 7-9 record, underscored by an offense that jumps from 24th to 12th and a defense from 26th to 21st, highlight Vince Tobin's first season as head coach ... RB LeShon Johnson bursts for runs of 56 and 70 yards Sept. 22 at New Orleans—believed to be the longest touchdown runs on consecutive carries in NFL history—en route to franchise single-game rushing mark of 214 yards ... QB Boomer Esiason passes for 522 yards (third most in league history) in 37-34 overtime win at R.F.K. Stadium against Redskins on Nov. 10 ... 0-8 N.Y. Jets secure the only victory of their 1-15 season with 31-21 win at Arizona Oct. 27 ... first-round draft pick, Illinois DE Simeon Rice, sets Cardinal mark and equals then league rookie record with 12.5 quarterback sacks.

FINAL NFC EAST STANDINGS

Team	W	L	T	Pct.	Pts.	OP
Dallas	10	6	0	.625	286	250
Philadelphia*	10	6	0	.625	363	341
Washington	9	7	0	.563	364	312
Arizona	7	9	0	.438	300	397
N.Y. Giants	6	10	0	.375	242	297

*Wild-card playoff qualifier

1997 (4-12)

HEAD COACH VINCE TOBIN

Aug. 31	At Cincinnati	L	21-24	53,644
Sept. 7	Dallas	W	25-22 (OT)	70,060
Sept. 14	At Washington	L	13-19 (OT)	78,270
Sept. 21	Open Date			
Sept. 28	At Tampa Bay	L	18-19	53,804
Oct. 5	Minnesota	L	19-20	43,987
Oct. 12	N.Y. Giants	L	13-27	36,943
Oct. 19	At Philadelphia	L	10-13 (OT)	66,860
Oct. 26	Tennessee	L	14-41	42,333
Nov. 2	Philadelphia	W	31-21	35,850
Nov. 9	At Dallas	L	6-24	64,302
Nov. 16	At N.Y. Giants	L	10-19	68,316
Nov. 23	At Baltimore	W	16-13	53,976
Nov. 30	Pittsburgh	L	20-26 (OT)	64,322
Dec. 7	Washington	L	28-38	35,848
Dec. 14	At New Orleans	L	10-27	45,517
Dec. 21	Atlanta	W	29-26	25,273
283-379				
Home: 3-5 (354,616). Away: 1-7 (484,689).				

TEAM STATISTICS

	Cards	Opp.
Total First Downs.....	295	298
Rushing	79	112
Passing	186	167
Penalty	30	19
Total Net Yards.....	4713	5426
Average Per Game	294.6	339.1
Total Plays	1,075	1,049
Average Per Play	4.4	5.2
Net Yards Rushing.....	1255	2180
Average Per Game	78.4	136.3
Total Rushes	395	524
Net Yards Passing.....	3458	3246
Average Per Game	216.1	202.9
Sacked/Yards Lost	78/495	34/215
Gross Yards	3,953	3,461
Att./Comp./Pct.602/317/52.7491/279/56.8		
Had Intercepted	22	15
Punts/Average.....	92/43.8	94/43.9
Penalties/Yards.....	93/775	113/981
Fumbles/Ball Lost.....	27/20	16/5
Touchdowns.....	32	42
Rushing	9	13
Passing	19	23
Returns	4	6

SCORE BY PERIOD

	Q1	Q2	Q3	Q4	OT	Pts.
Team	44	67	85	84	3	283
Opponents	63	101	83	117	15	379

SCORING

	TD	R	P	R	PAT	FG	S	Pts.
Nedney	0	0	0	0	19/19	11/17	0	52
Rob Moore	8	0	8	0	0/0	0/0	0	50
Butler	0	0	0	0	9/10	8/12	0	33
Sanders	4	0	4	0	0/0	0/0	0	24
Gedney	4	0	4	0	0/0	0/0	0	26
Plummer	2	2	0	0	0/0	0/0	0	14
Centers	2	1	1	0	0/0	0/0	0	12
K. Graham	2	2	0	0	0/0	0/0	0	12
McElroy	2	2	0	0	0/0	0/0	0	12
A. Williams	2	0	2	0	0/0	0/0	0	12
Bennett	1	0	0	1	0/0	0/0	0	6
Carter	1	0	1	0	0/0	0/0	0	6
Case	1	1	0	0	0/0	0/0	0	6
Ron Moore	1	1	0	0	0/0	0/0	0	6

PASSING

	Att.	Comp.	Yds.	Comp. %	Yds./Att.	TD	TD%
Plummer	296	157	2,203	53.0	7.44	15	5.1
K. Graham	250	130	1,408	52.0	5.63	4	1.6
Case	55	29	316	52.7	5.75	0	0.0
Sanders	1	1	26	100.0	26.00	0	0.0
Team	602	317	3,953	52.7	6.57	19	3.2
Opponents	491	279	3,461	56.8	7.05	23	4.7

SCORING (CONT.)

	TD	R	P	R	PAT	FG	S	Pts.
C. Smith	1	1	0	0	0/0	0/0	0	6
K. Williams	1	0	1	0	0/0	0/0	0	6
Wilson	1	0	0	1	0/0	0/0	0	6
Team	32	9	19	4	28/2919	29/0	283	
Opponents	42	13	23	6	35/3730	35/0	379	
2-Pt. Conversions: Rob Moore, Plummer, Sanders. Team 3/ 3, Opponents 1/ 3								

SACKS

Swann 7.5, M. Smith 6.0, Miller 5.5, Rice 5.0, Lassiter 3.0, Bankston 2.0, Caldwell 2.0, Howard 1.0, McCleskey 1.0, McKinnon 1.0.
Team 34.0, Opponents 78.0

RUSHING

	No.	Yds.	Avg.	Long	TD
McElroy	135	424	3.1	18	2
Ron Moore (NFL)	81	278	3.4	27	1
Ron Moore (AZ)	57	175	3.1	16	0
Centers	101	276	2.7	14	1
Plummer	39	216	5.5	31	2
Johnson	23	81	3.5	11	0
Bouie	11	26	2.4	6	0
K. Graham	13	23	1.8	10	2
Gedney	1	15	15.0	15	0
Case	7	8	1.1	3	1
Sanders	1	5	5.0	5	0
C. Smith	4	5	1.3	2	1
McKinnon	1	3	3.0	3	0
Feagles	0	0	0.0	0	0
Swann	1	0	0.0	0	0
K. Williams	1	-2	-2.0	-2	0
Team	395	1,255	3.2	31	9
Opponents	524	2,180	4.2	44	13

RECEIVING

	No.	Yds.	Avg.	Long	TD
Rob Moore	97	1,584	16.3	47	8
Sanders	75	1,017	13.6	70	4
Centers	54	409	7.6	29	1
Gedney	23	261	11.3	37	4
K. Williams	20	273	13.7	31	1
Edwards	20	203	10.2	33	0
McWilliams	7	75	10.7	15	0
Carter	7	44	6.3	15	1
McElroy	7	32	4.6	17	0
Ron Moore	4	34	8.5	13	0
Johnson	3	4	1.3	7	0
C. Smith	2	20	10.0	18	0
Brook	1	29	29.0	29	0
Plummer	1	2	2.0	2	0
Wilson	0	0	0.0	0	0
Team	317	3,953	12.5	70	19
Opponents	279	3,461	12.4	69	23

INTERCEPTIONS

	No.	Yds.	Avg.	Long	TD
A. Williams	6	95	15.8	42	2
McKinnon	3	40	13.3	17	0
Wilson	1	66	66.0	66	1
McCleskey	1	15	15.0	15	0
Lassiter	1	10	10.0	10	0
Caldwell	1	5	5.0	5	0
Bennett	1	0	0.0	0	0
Rice	1	0	0.0	0	0
Team	15	231	15.4	66	3
Opponents	22	289	13.1	41	2

PUNT RETURNS

	Ret.	FC	Yds.	Avg.	Long	TD
K. Williams	40	15	462	11.6	50	0
Edwards	1	1	-1	-1.0	-1	0
Team	41	16	461	11.2	50	0
Opponents	40	27	441	11.0	50	0

KICKOFF RETURNS

	No.	Yds.	Avg.	Long	TD
K. Williams	59	1,458	24.7	63	0
Bouie	6	136	22.7	27	0
C. Smith	3	50	16.7	21	0
Gedney	2	26	13.0	16	0
Ron Moore	1	17	17.0	17	0
Johnson	0	26		26	0
Team	71	1,696	24.2	63	0
Opponents	42	945	22.5	42	1

PUNTING

	No.	Yds.	Avg.	Net	TB	In20	Lg	Bk.
Feagles	914	0,028	44.3	36.8	10	24	62	1
Team	924	0,028	44.3	36.8	10	24	62	1
Opponents	944	1,304	39.5	36.16	26	66	6	2

FIELD GOALS

	1-19	20-29	30-39	40-49	50+
Nedney	1-1	3-3	4-4	3-7	0-2
Butler	0-0	4-4	2-4	2-4	0-0
Team	1-1	7-7	6-8	5-11	0-2
Opponents	1-1	9-9	12-13	7-9	1-3

USUAL STARTING LINEUP

Offense	Defense
WR.....Rob Moore	LE. Michael Bankston
LT.....Lomas Brown	LT.....Eric Swann
LG.....Rob Selby	RT.....Bernard Wilson
	Matt Joyce
C.....Mike Devlin	RE.....Simeon Rice
RG.....Anthony Redmon	LB.....Jamir Miller
RT.....James Dexter	MLB.....Eric Hill
	Ronald McKinnon
	Joe Wolf
TE. Johnny McWilliams	RLB. Ronald McKinnon
	Terry Irving
	Pat Carter
WR.....Frank Sanders	LCB. Aeneas Williams
QB.....Jake Plummer	RCB.....Tom Knight
	SS.....Matt Darby
	Ken Graham
FB.....Larry Centers	FS.....Brent Alexander
RB.....Leeland McElroy	P.....Jeff Feagles
K.....Joe Nedney	
	Kevin Butler

NOTES

Cards go 3-6 in nine games decided in final minute or overtime (four), including the first five ... QB **Jake Plummer** sets team rookie passing records by completing 157 of 296 passes (53 percent) for 2,203 yards and 15 touchdowns ... his 388 yards Nov. 15 at the Giants set NFL rookie single-game passing mark ... WR **Rob Moore** sets club single-season record with NFL-leading 1,555 receiving yards ... Moore (97 rec.) and WR **Frank Sanders** (75 rec., 1,017 yards) become the first pair of Card wide receivers to each better 1,000 yards in same season ... 66-yard interception return for a touchdown by T **Bernard Wilson** Nov. 2 vs. Eagles the longest in team history by a defensive lineman ... Cards snap 13-game Dallas series winning streak.

FINAL NFC EAST STANDINGS

Team	W	L	T	Pct.	Pts.	OP
N.Y. Giants	10	5	1	.656	307	265
Washington	8	7	1	.531	327	289
Philadelphia	6	9	1	.406	317	372
Dallas	6	10	0	.375	304	314
Arizona	4	12	0	.250	283	379



1998 (9-7)

HEAD COACH VINCE TOBIN

Sept. 6	At Dallas	L 10-38	63,602
Sept. 13	At Seattle	L 14-33	57,678
Sept. 20	Philadelphia	W 17-3	36,717
Sept. 27	At St. Louis	W 20-17	55,832
Oct. 4	Oakland	L 20-23	52,178
Oct. 11	Chicago	W 20-7	47,860
Oct. 18	At N.Y. Giants	L 7-34	70,456
Oct. 25	Open Date		
Nov. 1	At Detroit	W 17-15	66,087
Nov. 8	Washington	W 29-27	43,159
Nov. 15	Dallas	L 28-35	69,923
Nov. 22	At Washington	W 45-42	66,435
Nov. 29	At Kansas City	L 24-34	69,613
Dec. 6	N.Y. Giants	L 19-23	46,128
Dec. 13	At Philadelphia	W 20-17 (OT)	62,176
Dec. 20	New Orleans	W 19-17	51,617
Dec. 27	San Diego	W 16-13	71,670

Home: 5-3 (419,252). Away: 4-4 (511,879).

NFC Wild Card Playoff

Jan. 2 At Dallas W 20-7 62,969

NFC Divisional Playoff

Jan. 10 At Minnesota L 21-41 63,760

TEAM STATISTICS

	Cards	Opp.
Total First Downs.....	315	321
Rushing	98	117
Passing	179	177
Penalty	38	27
3rd Down: Made/Att.76/218	78/210	
3rd Down Pct.	34.9	37.1
4th Down: Made Att. 10/18	11/18	
4th Down Pct.	55.6	61.1
Possession Average...29:15	30:45	
Total Net Yards.....	5109	5265
Avg. Per Game	319.3	329.1
Total Plays	1052	1049
Avg. Per Play	4.9	5.0
Net Yards Rushing.....	1627	1989
Avg. Per Game	101.7	124.3
Total Rushes	450	492
Net Yards Passing.....	3482	3276
Avg. Per Game	217.6	204.8
Sacked/Yards Lost	50/286	39/250
Gross Yards	3768	3526
Att./Completions	552/326	518/299
Completion Pct.	59.1	57.7
Had Intercepted	20	20
Punts/Average.....	82/41.2	75/43.9
Net Punting Average	82/35.9	75/38.7
Penalties/Yards.....	88/758	114/954
Fumbles/Balls Lost.....	30/16	31/19
Touchdowns.....	36	44
Rushing	18	18
Passing	17	21
Returns	1	5

SCORE BY PERIOD

	Q1	Q2	Q3	Q4	OT	Pts.
Team	61	99	69	93	3	325
Opponents	61	127	68	122	0	378

SCORING

	TD	R	P	R	PAT	FG	S	Pts.
Nedney	0	0	0	0	30/30	13/19	0	69
Murrell	10	8	2	0	0/0	0/0	0	60
Bates	6	6	0	0	0/0	0/0	0	36
Jacke	0	0	0	0	6/6	10/14	0	36
Moore	5	0	5	0	0/0	0/0	0	30
McWilliams	4	0	4	0	0/0	0/0	0	24
Plummer	4	4	0	0	0/0	0/0	0	24

PASSING

	Att.	Comp.	Yds.	Comp. %	Yds./Att.	TD	TD%	Int.	Int. %	Long	Sack/Lost	Rating
Plummer	547	324	3,737	59.2	6.83	17	3.1	20	3.7	57	49/280	75.0
D. Brown	5	2	31	40.0	6.20	0	0.0	0	0.0	19	1/6	61.3
Team	552	326	3,768	59.1	6.83	17	3.1	20	3.6	57	50/286	74.9
Opponents	518	299	3,526	57.7	6.81	21	4.1	20	3.9	87t	39/250	76.0

SCORING (CONT.)

	TD	R	P	R	PAT	FG	S	Pts.
Sanders	3	0	3	0	0/0	0/0	0	18
Centers	2	0	2	0	0/0	0/0	0	12
Bennett	1	0	1	0	0/0	0/0	0	6
Gedney	1	0	1	0	0/0	0/0	0	6

Team 36 18 17 1 36/3623/332 325

Opponents 44 18 21 5 40/4124/300 378

2-Pt. Conversions: Team 0/0, Opponents 0/0

SACKS

Rice 10.0, M. Smith 9.0, Wadsworth 5.0, Swann 4.0, Miller 3.0, McKinnon 2.0, Knight 1.0, Maddox 1.0, Sapp 1.0, Tillman 1.0, Williams 1.0, Wilson 1.0.

Team 39.0, Opponents 50.0

RUSHING

	No.	Yds.	Avg.	Long	TD
Murrell	274	1,042	3.8	32	8
Plummer	51	217	4.3	27	4
Bates	60	165	2.8	15	6
Centers	31	110	3.5	14	0
Pittman	29	91	3.1	11	0
D. Brown	1	2	2.0	2	0
Sanders	4	0	0.0	7	0

Team 450 1,627 3.6 32 18

Opponents 492 1,989 4.0 30t 18

RECEIVING

	No.	Yds.	Avg.	Long	TD
Sanders	89	1,145	12.9	42	3
Centers	69	559	8.1	54	2
Moore	67	982	14.7	57	5
Metcalf	31	324	10.5	29	0
McWilliams	26	284	10.9	26	4
Gedney	22	271	12.3	32	1
Murrell	18	169	9.4	30	2
Brock	2	12	6.0	7	0
Bates	1	14	14.0	14	0
Anderson	1	8	8.0	8	0

Team 326 3,768 11.6 57 17

Opponents 299 3,526 11.8 87t 21

INTERCEPTIONS

	No.	Yds.	Avg.	Long	TD
Lassiter	8	80	10.0	29	0
McKinnon	5	25	5.0	17	0
Bennett	2	100	50.0	70t	1
Chavous	2	0	0.0	0	0
Williams	1	15	15.0	15	0
McCombs	1	14	14.0	14	0
McCluskey	1	1	1.0	1	0

Team 20 235 11.8 70t 1

Opponents 20 373 18.7 56t 4

PUNT RETURNS

	Ret.	FC	Yds.	Avg.	Long	TD
Metcalf	43	7	295	6.9	24	0
Team	43	7	295	6.9	24	0
Opponents	38	21	313	8.2	43	0

KICKOFF RETURNS

	No.	Yds.	Avg.	Long	TD
Metcalf	57	1,218	21.4	59	0
Pittman	4	84	21.0	22	0
Gedney	2	12	6.0	7	0

Team 63 1,314 20.9 59 0

Opponents 56 1,200 21.4 62 0

PUNTING

	No.	Yds.	Avg.	Net	TBIn20	Lg	Blk.
Player	81	3,378	41.7	35.9	6	12	67 1

Team 823,37841.2 35.9 6 12 67 1

Opponents 753,29643.9 38.7 5 26 64 0

FIELD GOALS

	1-19	20-29	30-39	40-49	50+
Nedney	0-0	6-6	1-1	5-8	1-4
Jacke	0-0	3-3	5-6	1-3	1-2
Team	0-0	9-9	6-7	6-11	2-6
Opponents	2-2	8-8	5-8	4-5	5-7

USUAL STARTING LINEUP

Offense	Defense
WR.....Rob Moore	LE.....Andre Wadsworth
LT.....Lomas Brown	LT.....Eric Swann
LG.....Chris Dishman	Rashod Swinger
C.....Aaron Graham	RT.....Mark Smith
RG.....Lester Holmes	RE.....Simeon Rice
RT.....James Dexter	LLB.....Jamir Miller
TE Johnny McWilliams	MLB.....Ronald McKinnon
WR.....Frank Sanders	LCB.....Tony McCombs
QB.....Jake Plummer	RCB.....Corey Chavous
FB.....Larry Centers	Tom Knight
RB.....Adrian Murrell	J.B. Brown
K.....Joe Nedney	SS.....Tommy Bennett
Chris Jacke	FS.....Kwamie Lassiter
	Pat Tillman
	P.....Scott Player

NOTES

First postseason appearance since 1982, ending the NFL's longest playoff drought at 15 years ... first postseason berth in a non-strike season since 1975, first postseason victory since 1947, and first winning season and first 10-win campaign since 1984 ... eight NFC victories most since 1976 ... NFL record seven victories by three points or less, winning four on game-ending field goals ... seven of nine victories by 18 combined points earns "Wild Cards" nickname ... 45-point outburst at Washington Nov. 22 the Cards' best scoring output in 21 years ... seven of nine victories are QB Jake Plummer-led comebacks ... Plummer's three rushing touchdowns at Washington Nov. 22 the most by an NFL quarterback since the Saints' Archie Manning in 1977 ... RB Adrian Murrell becomes sixth player in NFL history to rush for over 1,000 yards for different teams in consecutive seasons ... WR Frank Sanders leads NFC (NFL runner-up with 89 receptions ... FB Larry Centers becomes the Cardinals' career receiving leader ... eight defensive takeaways Oct. 11 vs. Chicago tie Seattle for NFL season best ... final three games provide largest viewing audiences in the history of three Phoenix television stations—the CBS, ABC, and FOX affiliates, respectively.

FINAL NFC EAST STANDINGS

Team	W	L	T	Pct.	Pts.	OP
Dallas	10	6	0	.625	381	275
Arizona*	9	7	0	.563	325	378
N.Y. Giants	8	8	0	.500	287	309
Washington	6	10	0	.375	319	421
Philadelphia	3	10	0	.188	161	344

*Wild-card playoff qualifier



1999 (6-10)

HEAD COACH VINCE TOBIN

Sept. 12	At Philadelphia	W	25-24	64,113
Sept. 19	At Miami	L	16-19	73,618
Sept. 27	San Francisco	L	10-24	70,993
Oct. 3	At Dallas	L	7-35	64,169
Oct. 10	N.Y. Giants	W	14-3	43,968
Oct. 17	Washington	L	10-24	51,789
Oct. 24	Open Date			
Oct. 31	New England	L	3-27	47,030
Nov. 7	At N.Y. Jets	L	7-12	77,857
Nov. 14	Detroit	W	23-19	41,924
Nov. 21	Dallas	W	13-9	64,773
Nov. 28	At N.Y. Giants	W	34-24	77,809
Dec. 5	Philadelphia	W	21-17	41,187
Dec. 12	At Washington	L	3-28	75,851
Dec. 19	Buffalo	L	21-31	59,509
Dec. 26	At Atlanta	L	14-37	47,074
Jan. 2	At Green Bay	L	24-49	59,818

Home: 4-4 (421,173). Away: 2-6 (540,309).

TEAM STATISTICS

	Cards	Opp.
Total First Downs	254	301
Rushing	77	128
Passing	150	157
Penalty	27	16
3rd Down: Made/Att.72/221	94/232	
3rd Down Pct.	32.6	40.5
4th Down: Made Att.	4/17	4/15
4th Down Pct.	23.5	26.7
Possession Average	27.10	32.51
Total Net Yards	4010	5422
Avg. Per Game	250.6	338.9
Total Plays	959	1,068
Avg. Per Play	4.0	5.1
Net Yards Rushing	1,207	2,265
Avg. Per Game	5.4	141.6
Total Rushes	396	542
Net Yards Passing 2803	3,157	
Avg. Per Game	175.2	197.3
Sacked/Yards Lost	45/282	33/229
Gross Yards	3,085	3,386
Att./Completions	558/287	493/294
Completion Pct.	51.4	59.6
Had Intercepted	30	17
Punts/Average 94/42.0	...	89/42.4
Net Punting Average 94/36.7	...	89/34.2
Penalties/Yards 70/481	...	112/938
Fumbles/Balls Lost 31/10	...	28/10
Touchdowns	27	48
Rushing	13	17
Passing	11	25
Returns	3	6

SCORE BY PERIOD

	Q1	Q2	Q3	Q4	OT	Pts.
Team	19	97	50	79	0	245
Opponents	118	97	56	111	0	382

SCORING

	TD	R	P	R	PAT	FG	S	Pts.
Jacke	0	0	0	0	26/26	19/27	0	83
Bates	9	9	0	0	0/0	0/0	0	54
Moore	5	0	5	0	0/0	0/0	0	30
Boston	2	0	2	0	0/0	0/0	0	12
Pittman	2	2	0	0	0/0	0/0	0	12
Plummer	2	2	0	0	0/0	0/0	0	12
Cody	1	0	1	0	0/0	0/0	0	6
Fredrickson	1	0	0	1	0/0	0/0	0	6
Lassiter	1	0	0	1	0/0	0/0	0	6
Makovicka	1	0	1	0	0/0	0/0	0	6

PASSING

	Att.	Comp.	Yds.	Comp. %	Yds./Att.	TD	TD%	Int.	Int. %	Long	Sack/Lost	Rating
Plummer	381	201	2,111	52.8	5.54	9	2.4	24	6.3	63	27/152	50.8
Brown	169	84	944	49.7	5.59	2	1.2	6	3.6	71	18/130	55.9
Greisen	6	1	4	16.7	0.67	0	0.0	0	0.0	4	0/0	39.6
Pittman	1	1	26	100.0	26.00	0	0.0	0	0.0	26	0/0	118.8
Sanders	1	0	0	0.0	0.00	0	0.0	0	0.0	0	0/0	39.6
Team	558	287	3,085	51.4	5.53	11	2.0	30	5.4	71	45/282	52.2
Opponents	493	294	3,386	59.6	6.87	25	5.1	17	3.4	77t	33/229	82.9

SCORING (CONT.)

	TD	R	P	R	PAT	FG	S	Pts.
McWilliams	1	0	1	0	0	0	0	6
Sanders	1	0	1	0	0	0	0	6
Swann	1	0	0	1	0	0	0	6
Team	27	13	11	3	26	26/19	270	245
Opponents	48	17	25	6	44	45/16	241	382

2-Pt. Conversions: Team 0/1, Opponents 0/3

SACKS

Rice 16.5, Swann 4, Burke 2.5, Fredrickson 2, Wadsworth 2, Drake 1, McKinnon 1, Ottis 1, Sapp 1, Swinger 1, Walz 1.

Team 33, Opponents 45

RUSHING

	No.	Yds.	Avg.	Long	TD
Murrell	193	553	2.9	22	0
Pittman	64	289	4.5	58t	2
Bates	72	202	2.8	16	9
Plummer	39	121	3.1	17	2
Brown	13	49	3.8	10	0
Makovicka	8	7	0.9	7	0
Tillman	1	4	4.0	4	0
Boston	5	0	0.0	7	0
Player	1	-18	-18.0	-18	0
Team	396	1,207	3.0	58t	13
Opponents	542	2,265	4.2	68t	17

RECEIVING

	No.	Yds.	Avg.	Long	TD
Sanders	79	954	12.1	63	1
Murrell	49	335	6.8	23	0
Boston	40	473	11.8	43	2
Moore	37	621	16.8	71	5
Hardy	30	222	7.4	23	0
Pittman	16	196	12.3	46	0
McWilliams	11	71	6.5	11	1
Makovicka	10	70	7.0	15	1
Cody	6	60	10.0	16	1
Bates	5	34	6.8	18	0
McCullough	3	45	15.0	31	0
McKinley	1	4	4.0	4	0
Team	287	3,085	10.7	71	11
Opponents	294	3,386	11.5	77t	25

INTERCEPTIONS

	No.	Yds.	Avg.	Long	TD
Lassiter	2	110	55.0	78t	1
Fredrickson	2	57	28.5	34t	1
Knight	2	16	8.0	16	0
Tillman	2	7	3.5	6	0
Williams	2	5	2.5	8	0
Swann	1	42	42.0	42t	1
Wadsworth	1	23	23.0	23	0
Bennett	1	13	13.0	13	0
McCleskey	1	2	2.0	2	0
Chavous	1	1	1.0	1	0
Drake	1	0	0.0	0	0
McKinnon	1	0	0.0	0	0
Team	17	276	16.2	78t	3
Opponents	30	336	11.2	59t	2

PUNT RETURNS

	Ret.	FC	Yds.	Avg.	Long	TD
Cody	32	12	373	11.7	31	0
Boston	7	0	62	8.9	43	0
Pittman	4	0	16	4.0	7	0
Knight	3	1	38	12.7	27	0
McCleskey	1	0	0	0.0	0	0
Team	47	13	489	10.4	43	0
Opponents	53	16	340	6.4	36	0

KICKOFF RETURNS

	No.	Yds.	Avg.	Long	TD
Bates	52	1,231	23.7	68	0
Cody	4	76	19.0	29	0
Tillman	3	33	11.0	18	0
Pittman	2	31	15.5	22	0
Dishman	1	9	9.0	9	0
Lassiter	1	13	13.0	13	0
Makovicka	1	10	10.0	10	0
Team	64	1,403	21.9	68	0
Opponents	59	1,224	20.7	88t	2

PUNTING

	No.	Yds.	Avg.	Net	TB	In20	Lg	Bk.
Player	94	3,948	42.0	36.7	8	18	60	0
Team	943	9,482	40.3	36.7	8	18	60	0
Opponents	893	7,755	42.4	34.2	23	69	0	0

FIELD GOALS

	1-19	20-29	30-39	40-49	50+
Jacke	0-0	5-5	10-12	4-7	0-3
Team	0-0	5-5	10-12	4-7	0-3
Opponents	0-0	5-7	6-6	4-8	1-3

USUAL STARTING LINEUP

Offense	Defense
WR.....Rob Moore	LE . Andre Wadsworth
LT.....Matt Joyce	Brad Ottis
L.J. Shelton	LT.....Rashod Swinger
LG.....Chris Dishman	RT.....Jerry Drake
Matt Joyce	RE.....Simeon Rice
C.....Aaron Graham	LLB . Rob Fredrickson
RG.....Lester Holmes	MLB.Ronald McKinnon
RT .Anthony Clement	RT.....Zack Walz
TE.....Terry Hardy	LCB .Aeneas Williams
WR.....Frank Sanders	RCB..... Tom Knight
QB.....Jake Plummer	SS.....Tommy Bennett
FB.....Joel Makovicka	FS..... Kwame Lassiter
RB.....Adrian Murrell	P.....Scott Player
K.....Chris Jacke	

NOTES

RB Mario Bates' nine rushing touchdowns a team best since 1993 ... K Chris Jacke's 31-yard game-winning field goal in season-opener at Philadelphia makes him the first NFL kicker to win four consecutive regular-season games with walk-off three-pointers ... Mac Cody's 11.7-yard punt-return average leads NFC ... WR Frank Sanders' 13 receptions in finale at Green Bay most by a Card since 1962 ... RB Michael Pittman logs 133 rushing yards against Detroit in first career start ... MLB Ronald McKinnon becomes first Cardinal to crack 200-tackle plateau (223 total stops) ... OLB Rob Fredrickson sets franchise modern-day record with 22 total tackles vs. N.Y. Jets and becomes first Card linebacker to return an interception for a touchdown since 1987.

FINAL NFC EAST STANDINGS

Team	W	L	T	Pct.	Pts.	OP
Washington	10	6	0	.625	443	377
Dallas*	8	8	0	.500	352	276
N.Y. Giants	7	9	0	.438	299	358
Arizona	6	10	0	.375	245	382
Philadelphia	5	11	0	.313	272	357

*Wild-card playoff qualifier



2000 (3-13) HEAD COACH VINCE TOBIN (7 GAMES) HEAD COACH DAVE MCGINNIS (9 GAMES)

Sept. 3	At N.Y. Giants	L	16-21	77,343
Sept. 10	Dallas	W	32-31	58,303
Sept. 17	Open Date			
Sept. 24	Green Bay	L	3-29	69,568
Oct. 1	At San Francisco	L	20-27	66,985
Oct. 8	Cleveland	W	29-21	39,148
Oct. 15	Philadelphia	L	14-33	36,590
Oct. 22	At Dallas	L	7-48	62,981
Oct. 29	New Orleans	L	10-21	35,016
Nov. 5	Washington	W	16-15	44,723
Nov. 12	At Minnesota	L	14-31	64,223
Nov. 19	At Philadelphia	L	9-34	65,356
Nov. 26	N.Y. Giants	L	7-31	38,909
Dec. 3	At Cincinnati	L	13-24	50,289
Dec. 10	At Jacksonville	L	10-44	53,472
Dec. 17	Baltimore	W	7-13	37,452
Dec. 24	At Washington	L	3-20	65,711
			210-443	

Home: 3-5 (359,709). Away: 0-8 (506,451).

TEAM STATISTICS

	Cards	Opp.
Total First Downs	253	345
Rushing	71	149
Passing	156	175
Penalty	26	21
3rd Down: Made/Att.	75/199	105/222
4th Down Pct.	37.7	47.3
4th Down: Made Att.	8/27	10/15
4th Down Pct.	29.6	66.7
Possession Average	26:32	33:28
Total Net Yards	4,528	5,737
Average Per Game	283.0	358.6
Total Plays	932	1,062
Average Per Play	4.9	5.4
Net Yards Rushing	1,278	2,609
Average Per Game	79.9	163.1
Total Rushes	343	579
Net Yards Passing	3,250	3,128
Average Per Game	203.1	195.5
Sacked/Yards Lost	35/228	25/135
Gross Yards	3,478	3,263
Att./Comp./Pct.	554/316/57.0	458/295/64.4
Had Intercepted	24	10
Punts/Average	65/44.2	59/41.1
Penalties/Yards	96/785	96/914
Fumbles/Ball Lost	32/20	17/10
Touchdowns	24	52
Rushing	6	29
Passing	16	19
Returns	2	4

SCORE BY PERIOD

	Q1	Q2	Q3	Q4	OT	Pts.
Team	30	48	57	75	0	210
Opponents	114	130	95	104	0	443

SCORING

	TD	R	P	R	PAT	FG	S	Pts.
Blanchard	0	0	0	0	18/19	16/23	0	66
Boston	7	0	7	0	0/0	0/0	0	42
Pittman	6	4	2	0	0/0	0/0	0	36
Sanders	6	0	6	0	0/0	0/0	0	36
Jones	2	2	0	0	0/0	0/0	0	12
Hardy	1	0	1	0	0/0	0/0	0	6
Jenkins	1	0	0	1	0/0	0/0	0	6
Team	24	6	16	2	18/19	16/23	0	210
Opponents	52	29	19	4	50/51	27/34	0	443

2-Pt. Conversions: Team 0/5, Opponents 0/1

PASSING

	Att.	Comp.	Yds.	Comp. %	Yds./Att.	TD	TD%	Int.	Int. %	Long	Sack/Lost	Rating
Plummer	475	270	2,946	56.8	6.20	13	2.7	21	4.4	70t	22/151	66.0
Brown	69	40	467	58.0	6.77	2	2.9	3	4.3	44t	10/53	70.1
Greisen	10	6	65	60.0	6.50	1	100.0	0	0.0	26t	3/24	112.5
Player	0	0	0	0.0	0.0	0	0.0	0	0.0	0	1/11	0.0
Team	554	316	3,478	57.0	6.28	16	2.9	24	4.3	70t	36/239	67.4
Opponents	458	295	3,263	64.4	7.12	19	4.1	10	2.2	65t	36/239	90.2

SACKS

Rice 7.5, McKinnon 4, Smith 3, Folston 2, Maddox 1.5, Tillman 1.5, Fredrickson 1, Issa 1, Knight 1, Ottis 1, Wadsworth 1, Davis 0.5.
Team 25.0, Opponents 35.0

RUSHING

	No.	Yds.	Avg.	Long	TD
Pittman	184	719	3.9	29	4
Jones	112	373	3.3	29	2
Plummer	37	183	4.9	24	0
Boston	3	9	3.0	24	0
Makovicka	3	8	2.7	7	0
Greisen	1	1	1.0	1	0
Dave Brown	1	0	0.0	0	0
Jenkins	1	-4	-4.0	-4	0
Player	1	-11	-11.0	-11	0
Team	343	1,278	3.7	29	6
Opponents	579	2,609	4.5	78t	29

RECEIVING

	No.	Yds.	Avg.	Long	TD
Pittman	73	579	7.9	36t	2
Boston	71	1,156	16.3	70t	7
Sanders	54	749	13.9	53t	6
Jones	32	208	6.5	20	0
Hardy	27	160	5.9	13	1
Jenkins	17	219	12.9	34	0
Cody	17	212	12.5	24	0
Gedney	10	75	7.5	24	0
Makovicka	6	18	3.0	5	0
Mitchell	5	80	16.0	42	0
McKinley	2	13	6.5	9	0
C. Williams	1	5	5.0	5	0
Team	316	3,478	11.0	70t	16
Opponents	295	3,263	11.1	65t	19

INTERCEPTIONS

	No.	Yds.	Avg.	Long	TD
A. Williams	5	102	20.4	48	0
Tillman	1	30	30.0	27	0
Lassiter	1	11	11.0	11	0
Fredrickson	1	8	8.0	8	0
Chavous	1	0	0.0	0	0
Walz	1	0	0.0	0	0
Team	10	151	15.1	48	0
Opponents	24	383	16.0	45	2

PUNT RETURNS

	Ret.	FC	Yds.	Avg.	Long	TD
Cody	31	11	222	7.2	25	0
Jenkins	1	0	1	1.0	1	0
Team	32	11	223	7.0	25	0
Opponents	37	18	347	9.4	64t	2

KICKOFF RETURNS

	No.	Yds.	Avg.	Long	TD
Jenkins	82	2,186	26.7	98t	1
Bennett	1	17	17.0	17	0
Cody	1	18	18.0	18	0
McKinley	1	20	20.0	20	0
McKinnon	1	9	9.0	9	0
Barrett	0	46	0.0	41	0
Team	86	2,296	26.7	98t	1
Opponents	46	827	18.0	40	0

PUNTING

	No.	Yds.	Avg.	Net	TBIn20	Lg	Blk.
Player	65	2,871	44.2	37.3	5	17	55
Team	652	871	44.2	37.3	5	17	55
Opponents	592	4,224	44.1	35.2	6	15	61

FIELD GOALS

	1-19	20-29	30-39	40-49	50+
Blanchard	1-1	2-2	9-11	2-5	2-2
Team	1-1	2-2	9-11	2-5	2-4
Opponents	0-0	7-7	10-12	8-12	2-3

USUAL STARTING LINEUP

Offense	Defense
WR.....David Boston	LE.....Brad Ottis
LT.....L.J. Shelton	Andre Wadsworth
LG.....Matt Joyce	LT.....Russell Davis
C.....Chris Dishman	Tony McCoy
Mike Gruttadauria	RT.....Mark Smith
RG.....Lester Holmes	Mao Tosi
RT.....Anthony Clement	RE.....Simeon Rice
TE.....Terry Hardy	LLB....Ray Thompson
WR.....Frank Sanders	MLB..Ronald McKinnon
QB.....Jake Plummer	RLB..Rob Fredrickson
RB.....Joel Makovicka	LCB..Aeneas Williams
FB.....Michael Pittman	RCB.....Tom Knight
Thomas Jones	SS.....Pat Tillman
K.....Cary Blanchard	SS.....Kwamie Lassiter
	K.....Scott Player

NOTES

Defensive coordinator **Dave McGinnis** replaces Head Coach **Vince Tobin** on an interim basis after seven games ... McGinnis is named permanent head coach Dec. 18 ... Maricopa Co. voters approve new multi-purpose stadium on Election Day, Nov. 7 ... 109 starter games lost by injuries to 17 players ... fewest victories and lowest winning percentage since 1959 ... **CB Aeneas Williams** appears in 160th consecutive game to end season, the longest streak by a position player in franchise history ... he also authors a 104-yard fumble return for a touchdown Nov. 5 vs. Washington to equal the NFL record ... SS **Pat Tillman** (224) and middle MLB **Ronald McKinnon** (208) become the first pair of Cards to crack 200 single-season total tackles ... McKinnon also becomes the first Card to register 200-plus total tackles in consecutive seasons ... WR **MarTay Jenkins** sets NFL single-season records with 82 kickoff returns for 2,186 yards ... Jenkins posts Cards' first kickoff return for a touchdown in 21 years Nov. 12 at Minnesota ... QB **Jake Plummer** becomes the fastest Cardinal to 10,000 career passing yards in his 47th NFL game Nov. 5 vs. Washington.

FINAL NFC EAST STANDINGS

Team	W	L	T	Pct.	Pts.	OP
N.Y. Giants	12	4	0	.750	328	246
Philadelphia*	11	5	0	.688	351	245
Washington	8	8	0	.500	281	269
Dallas	5	11	0	.313	294	361
Arizona	3	13	0	.188	210	443

#Top NFL playoff seed

*Wild-card playoff qualifier



2001 (7-9)

HEAD COACH DAVE MCGINNIS

Sept. 9 Open Date
Sept. 16 At Washington (Postponed to 1/6/02, national tragedy)

Sept. 23	Denver Broncos	L	17-38	47,239
Sept. 30	Atlanta Falcons	L	14-34	23,790
Oct. 7	At Philadelphia	W	21-20	66,360
Oct. 14	At Chicago	L	13-20	66,944
Oct. 21	Kansas City	W	24-16	29,983
Oct. 28	At Dallas	L	3-17	63,114
Nov. 4	Philadelphia	L	7-21	27,290
Nov. 11	New York Giants	L	10-17	33,107
Nov. 18	Detroit Lions	W	45-38	24,363
Nov. 25	At San Diego	W	20-17	49,398
Dec. 2	At Oakland	W	34-31 (OT)	46,601
Dec. 9	Washington	L	10-20	36,642
Dec. 15	At N.Y. Giants	L	13-17	77,913
Dec. 23	Dallas	W	17-10	40,881
Dec. 30	At Carolina	W	30-7	72,025
Jan. 6	At Washington	L	12-20	61,721

Home: 3-5 (263,295). Away: 4-4 (504,076).

TEAM STATISTICS

	Cards	Opp.
Total First Downs.....	277	319
Rushing	77	124
Passing	177	179
Penalty	23	16
3rd Down: Made/Att.57/196	84/220	
3rd Down Pct.	29.1	38.2
4th Down: Made Att. 10/20	12/24	
4th Down Pct.	50.0	50.0
Possession Average... 27:45	32:15	
Total Net Yards.....	4898	5685
Average Per Game	306.1	355.3
Total Plays	955	1,071
Average Per Play	5.1	5.3
Net Yards Rushing.....	1449	2087
Average Per Game	90.6	130.4
Total Rushes	400	496
Net Yards Passing.....	3449	3598
Average Per Game	215.6	224.9
Sacked/Yards Lost	29/204	19/128
Gross Yards	3,653	3,726
Att./Comp./Pct.526/304/57.8556/337/60.6		
Had Intercepted	14	17
Punts/Average.....	87/41.0	75/43.3
Penalties/Yards	72/620	110/980
Fumbles/Ball Lost	23/13	27/7
Touchdowns	33	39
Rushing	10	10
Passing	18	26
Returns	5	3

SCORE BY PERIOD

	Q1	Q2	Q3	Q4	OT	Pts.
Team	51	110	30	101	3	295
Opponents	57	114	72	100	0	343

SCORING

	TD	R	P	R	PAT	FG	S	Pts.
Gramatica	0	0	0	0	25/25	16/20	0	73
Boston	8	0	8	0	0/0	0/0	4	48
Jones	5	5	0	0	0/0	0/0	0	30
Pittman	5	5	0	0	0/0	0/0	0	30
Oglesby	0	0	0	0	7/7	5/6	0	22
Jenkins	3	0	3	0	0/0	0/0	0	18
Hardy	2	0	2	0	0/0	0/0	0	12
McKinnon	2	0	2	0	0/0	0/0	0	12
Mitchell	2	0	2	0	0/0	0/0	0	12
Sanders	2	0	2	0	0/0	0/0	0	12
Makovicka	1	0	1	0	0/0	0/0	0	6
Vanden Bosch	1	0	0	1	0/0	0/0	0	6
Wakefield	1	0	0	1	0/0	0/0	0	6
Wilson	1	0	0	1	0/0	0/0	0	6

PASSING

	Att.	Comp.	Yds.	Comp. %	Yds./Att.	TD	TD%	Int.	Int. %	Long	Sack/Lost	Rating
Plummer	525	304	3,653	57.9	6.96	18	3.4	14	2.7	68t	68t	79.6
Sanders	1	0	0	0.0	0.0	0	0.0	0	0.0	0	0/0	39.6
Team	526	304	3,653	57.8	6.94	18	3.4	14	2.7	68t	29/204	79.5
Opponents	556	337	3,726	60.6	6.70	26	4.7	17	3.1	79t	19/128	83.4

SCORING (CONT.)

	TD	R	P	R	PAT	FG	S	Pts.
Plummer	0	0	0	0	0/0	0/0	0	2
Team	33	10	18	5	32/3221	26/0	295	
Opponents	39	10	26	3	36/3623	32/0	343	

2-Pt. Conversions: Plummer. Team 1/1, Opponents 2/3

SACKS

Fredrickson 4.0, Wakefield 2.5, Burke 2.0, R. Davis 2.0, McKinnon 2.0, Lassister 1.0, Sanyika 1.0, Tosti 1.0, Walz 1.0, Bell 0.5, Hill 0.5, Thompson 0.5, Vanden Bosch 0.5, Wilson 0.5.
Team 19.0, Opponents 29.0

RUSHING

	No.	Yds.	Avg.	Long	TD
Pittman	241	846	3.5	42	5
Jones	112	380	3.4	21	5
Plummer	35	163	4.7	21	0
Boston	5	35	7.0	17	0
Makovicka	1	19	19.0	19	0
Jenkins	3	4	1.3	16	0
Gruttadauria	1	1	1.0	1	0
McKinley	1	1	1.0	1	0
Player	1	0	0.0	0	0
Team	400	1,449	3.6	42	10
Opponents	496	2,087	4.2	41	10

RECEIVING

	No.	Yds.	Avg.	Long	TD
Boston	98	1,598	16.3	61t	8
Pittman	42	264	6.3	27	0
Sanders	41	618	15.1	68t	2
Jenkins	32	518	16.2	53	3
Mitchell	25	196	7.8	24t	2
Jones	21	151	7.2	18	0
Makovicka	16	95	5.9	25	1
Hardy	11	79	7.2	13	2
Jackson	9	44	4.9	16	0
Bush	8	80	10.0	16	0
McKinley	1	10	10.0	10	0
Team	304	3,653	12.0	68t	18
Opponents	337	3,726	11.1	79t	26

INTERCEPTIONS

	No.	Yds.	Avg.	Long	TD
Lassister	9	80	8.9	25	0
Wilson	2	97	48.5	61t	1
Barrett	2	30	15.0	23	0
Knight	1	43	43.0	43	0
McKinnon	1	24	24.0	24	1
Wakefield	1	20	20.0	20	1
Chavous	1	0	0.0	0	0
Team	17	294	17.3	61t	3
Opponents	14	157	11.2	43	1

PUNT RETURNS

	Ret.	FC	Yds.	Avg.	Long	TD
Jackson	40	0	461	11.5	55	0
Lassister	3	1	11	3.7	10	0
Team	43	1	472	11.0	55	0
Opponents	48	17	481	10.0	45	0

KICKOFF RETURNS

	No.	Yds.	Avg.	Long	TD
Jenkins	49	1,120	22.9	70	0
Pittman	6	161	26.8	44	0
Shipp	6	118	19.7	26	0
Jackson	2	46	23.0	24	0
Burke	1	15	15.0	15	0
Bush	1	9	9.0	9	0
Makovicka	1	7	7.0	7	0
McKinley	1	11	11.0	11	0
Team	67	1,487	22.2	70	0
Opponents	53	967	18.2	94t	1

PUNTING

	No.	Yds.	Avg.	Net	TB	In20	Lq	Blk.
Player	67	2,779	41.5	33.8	7	17	58	0
Stanley	19	751	39.5	34.2	1	4	54	0
Gramatica	1	41	41.0	19.0	0	0	41	0
Team	873,571	41.0	33.7	8	21	58	0	
Opponents	753,251	43.3	34.1	11	22	64	0	

FIELD GOALS

	1-19	20-29	30-39	40-49	50+
Gramatica	1-1	7-7	3-4	4-7	1-1
Oglesby	1-1	2-2	1-2	1-1	0-0
Team	2-2	9-9	4-6	5-8	1-1
Opponents	0-0	7-9	8-9	7-12	1-2

USUAL STARTING LINEUP

Offense	Defense
WR.....David Boston	LE.....Fred Wakefield
LT.....L.J. Shelton	Jabari Issa
LG.....Pete Kendall	LT.....Russell Davis
Chris Dishman	RT.....Barron Tanner
C....Mike Gruttadauria	RE.....Thomas Burke
RG.....Leonard Davis	Kyle Vanden Bosch
RT.....Anthony Clement	LLB....Ray Thompson
TE.....Steve Bush	MLB.Ronald McKinnon
Terry Hardy	RLB...Rob Fredrickson
Tywan Mitchell	LCB....David Barrett
WR.....Frank Sanders	Tom Knight
QB.....Jake Plummer	RCB....Corey Chavous
FB.....Joel Makovicka	SS.....Pat Tillman
RB....Michael Pittman	Justin Lucas
	FS....Kwamie Lassister

NOTES

Dave McGinnis fields NFL's youngest team and its largest offensive line in first season as head coach ... national tragedy Sept. 11 delays season opening ... 17 points separate Arizona from 8-0 second-half record ... 3-1 vs. AFC equals franchise best ... 45 points Nov. 18 vs. Detroit a 332-game high (1977) ... 29 quarterback sacks allowed the franchise's second fewest in 16-game season (1978) ... WR **David Boston** leads NFL and sets Arizona single-season records with 1,598 receiving yards and nine 100-yard games and becomes second youngest NFL player to eclipse 1,500 receiving yards ... QB **Jake Plummer** posts 13th, 14th, 15th, and 16th career comebacks ... Plummer and Giant Kerry Collins the only NFL signal-callers to take every snap ... WR **Frank Sanders** makes 100th NFL start ... 14 different starting combinations on defense ... 343 opponent points fewest allowed since 1994 (267) ... Cards' defense scores five touchdowns for fifth time since 1960 (1995, '87, '64, '61) ... MLB **Ronald McKinnon** becomes first Card in 178 games to record defensive touchdowns in consecutive contests ... FS **Kwamie Lassister's** nine interceptions lead NFL safeties ... rookie **Bill Gramatica** sets team rookie records with 14 field goals and 50-yard three-pointer.

FINAL NFC EAST STANDINGS

Team	W	L	T	Pct.	Pts.	OP
Philadelphia	11	5	0	.688	343	208
Washington	8	8	0	.500	256	303
N.Y. Giants	7	9	0	.438	294	321
Dallas	7	9	0	.438	295	343
Arizona	5	11	0	.313	246	338



2002 (5-11)

HEAD COACH DAVE MCGINNIS

Sept. 8	At Washington	L	23-31	85,140
Sept. 15	At Seattle	W	24-13	63,104
Sept. 22	San Diego	L	15-23	26,827
Sept. 29	N.Y. Giants	W	21-7	23,312
Oct. 6	At Carolina	W	16-13	72,286
Oct. 13	Open Date			
Oct. 20	Dallas	W	9-6 (OT)	56,956
Oct. 27	At San Francisco	L	28-38	67,173
Nov. 3	St. Louis	L	14-27	43,654
Nov. 10	Seattle	L	6-27	25,435
Nov. 17	At Phila.	L	14-38	64,990
Nov. 24	Oakland	L	20-41	52,501
Dec. 1	At Kansas City	L	0-49	77,809
Dec. 8	Detroit	W	23-20 (OT)	21,292
Dec. 15	At St. Louis	L	28-30	65,939
Dec. 21	San Francisco	L	14-17	39,439
Dec. 29	At Denver	L	7-37	75,164

Home: 3-5 (289,416). Away: 2-6 (571,605).

TEAM STATISTICS

	Cards	Opp.
Total First Downs.....	274	335
Rushing	94	117
Passing	148	196
Penalty	32	22
3rd Down Made/Att. 99/230	90/212	
3rd Down Pct.	43.0	46.7
4th Down: Made/Att.	4/13	7/15
4th Down Pct.	30.8	46.7
Possession Avg.	28:41	31:19
Total Net Yards.....	4563	6020
Avg. Per Game	285.2	376.3
Total Plays	1,003	1,046
Avg. Per Play	4.5	5.8
Net Yards Rushing.....	1823	2146
Avg. Per Game	113.9	134.1
Total Rushes	414	490
Net Yards Passing.....	2740	3874
Avg. Per Game	171.3	242.1
Sacked/Yards Lost	41/298	21/131
Gross Yards	3,038	4,005
Att./Completions	548/291	535/335
Completion Pct.	53.1	62.6
Had Intercepted	22	17
Punts/Average.....	89/43.4	65/42.0
Net Punting Average	89/35.0	65/36.8
Penalties/Yards.....	76/617	111/969
Fumbles/Ball Lost	26/13	20/15
Touchdowns.....	31	50
Rushing	10	17
Passing	18	29
Returns	3	4

SCORE BY PERIOD

	Q1	Q2	Q3	Q4	OT	Pts.
Team	40	85	41	90	6	262
Opponents	109	158	70	80	0	417

SCORING

	TD	R	P	R	PAT	FG	S	Pts.
Gramatica	0	0	0	0	29/29	15/21	0	74
Shipp	9	6	3	0	0/0	0/0	0	54
Kasper	3	0	3	0	0/0	0/0	0	18
Makovicka	3	0	3	0	0/0	0/0	0	18
Sanders	2	0	2	0	0/0	0/0	0	12
Jenkins	2	0	1	1	0/0	0/0	0	14
T. Jones	2	2	0	0	0/0	0/0	0	12
Lucas	2	0	0	2	0/0	0/0	0	12
Plummer	2	2	0	0	0/0	0/0	0	12
Boston	1	0	1	0	0/0	0/0	0	6
Bush	1	0	1	0	0/0	0/0	0	6
Jackson	1	0	1	0	0/0	0/0	0	6
F. Jones	1	0	1	0	0/0	0/0	0	6
McAddley	1	0	1	0	0/0	0/0	0	6

PASSING

	Att.	Comp.	Yds.	Comp. %	Yds./Att.	TD	TD%	Int.	Int. %	Long	Sack/Lost	Rating
Plummer	530	284	2,972	53.6	5.61	18	3.4	20	3.8	80t	36/248	65.7
McCown	18	7	66	38.9	3.67	0	0.0	2	1.1	26	5/50	10.2
Team	548	291	3,038	53.1	5.54	18	3.3	22	4.0	80t	41/298	63.7
Opponents	535	335	4,005	62.6	7.49	29	5.4	17	3.2	78t	21/131	90.3

SCORING (CONT.)

	TD	R	P	R	PAT	FG	S	Pts.
Poole	1	0	1	0	0/0	0/0	0	6
Team	31	10	18	3	29/2915	210	262	
Opponents	50	17	29	4	49/4922	291	417	

2-Pt. Conversions: Sanders.
Team 1/7, Opponents 0/1

SACKS

Vanden Bosch 3.5, Thompson 2, Bell 2, R. Davis 2, Tanner 2, Wakefield 2, Bryant 1.5, Wilson 1.5, Fredrickson 1, Hill 1, Woods 0.5.

Team 21, Opponents 41

RUSHING

	No.	Yds.	Avg.	Long	TD
Shipp	188	834	4.4	56	6
T. Jones	138	511	3.7	58t	2
Plummer	46	283	6.2	34t	2
Anderson	24	65	2.7	14	0
Makovicka	5	54	10.8	22	0
Boston	2	29	14.5	22	0
McCown	1	20	20.0	20	0
Kasper	3	19	6.3	9	0
Jenkins	3	6	2.0	10	0
Sanders	3	2	0.7	5	0
Player	1	0	0.0	0	0
Team	414	1,823	4.4	58t	10
Opponents	490	2,146	4.4	59	17

RECEIVING

	No.	Yds.	Avg.	Long	TD
F. Jones	44	358	8.1	24	1
Shipp	38	413	10.9	80t	3
Sanders	34	400	11.8	37	2
Boston	32	512	16.0	34	1
McAddley	25	362	14.5	42	1
Jenkins	21	250	11.9	65t	1
T. Jones	20	113	5.7	17	0
Bush	19	121	6.4	13	1
Kasper	15	180	12.0	24	3
Makovicka	15	81	5.4	17	3
Poole	13	108	8.3	15	1
Jackson	5	42	8.4	11t	1
Soliday	4	39	9.8	16	0
Anderson	3	36	12.0	12	0
Glimore	1	14	14.0	14	0
Starkey	1	7	7.0	7	0
Plummer	1	2	2.0	2	0
Team	291	3,038	10.4	80t	18
Opponents	335	4,005	12.0	78t	29

INTERCEPTIONS

	No.	Yds.	Avg.	Long	TD
Wilson	4	35	8.8	35	0
Barrett	3	40	13.3	22	0
Lucas	2	80	40.0	38t	2
Lassiter	2	7	3.5	7	0
Hill	2	4	3.5	7	0
Starks	2	4	2.0	3	0
Tanner	1	17	17.0	17	0
Rhinehart	1	0	0.0	0	0
Team	17	186	10.9	38t	2
Opponents	22	303	13.8	50	1

PUNT RETURNS

	Ret.	FC	Yds.	Avg.	Long	TD
Jackson	31	4	182	5.9	22	0
Lassiter	4	0	21	5.3	10	0
Rhinehart	1	0	18	18.0	18	0
Team	36	4	221	6.1	22	0
Opponents	42	18	547	13.0	90t	3

KICKOFF RETURNS

	No.	Yds.	Avg.	Long	TD
Kasper (NFL)	55	1,300	23.6	56	0
Kasper (AZ)	32	722	22.6	40	0
Jenkins	20	559	28.0	95t	1
Anderson	12	227	18.9	27	0
Shipp	6	120	20.0	29	0
Bush	2	24	12.0	13	0
Makovicka	2	30	15.0	18	0

KICKOFF RETURNS (CONT.)

	No.	Yds.	Avg.	Long	TD
McAddley	2	45	22.5	25	0
Young	2	22	11.0	12	0
Banks	1	18	18.0	18	0
Burke	1	15	15.0	15	0
Morgan	1	15	15.0	15	0
Team	81	1,797	22.2	95t	1
Opponents	58	1,407	24.3	55	0

PUNTING

	No.	Yds.	Avg.	Net	TB	In	Lg	Bk.
Player	88	3,864	43.9	35.0	10	28	58	1
Team	883	86,443	9.3	35.0	10	28	58	1
Opponents	652	73,042	0.36	8	6	25	65	0

FIELD GOALS

	No.	Yds.	Avg.	Net	TB	In	Lg	Bk.
Gramatica	0-0	0-0	6-7	2-2	6-8	1-4		
Team	0-0	6-7	2-2	6-8	1-4			
Opponents	1-1	8-8	6-7	5-10	1-2			

USUAL STARTING LINEUP

Offense	Defense
WR.....David Boston	LE.....Fred Wakefield
LT.....L.J. Shelton	LT.....Russell Davis
LG.....Pete Kendall	RT.....Barron Tanner
C.....Mike Gruttadauria	RE.....Marcus Bell
Jason Starkey	RE.....Kyle Vanden Bosch
RG.....Chris Dishman	LLB.....Ray Thompson
RT.....Leonard Davis	MLB.....Ronald McKinnon
TE.....Freddie Jones	RLB.....Rob Fredrickson
WR.....Frank Sanders	LCB.....Duane Starks
Kevin Kasper	Renaldo Hill
QB.....Jake Plummer	RCB.....David Barrett
FB.....Steve Bush	SS.....Adrian Wilson
RB.....Thomas Jones	FS.....Kwamie Lassiter
Marcel Shipp	P.....Scott Player
K.....Bill Gramatica	

NOTES

Cards join NFC West Division after 32 seasons in the NFC East ... first 3-2 start since 1991, first 4-2 getaway since 1988 precede injury siege ... 95 starter and replacement starter games lost to injury, most on offense ... 41 players start games ... **Freddie Jones** first tight end to lead team in receptions since 1973 ... **RB Marcel Shipp** rushing leader (834 yards) in only six starts plus 80-yard touchdown reception at St. Louis, Cards' longest play from scrimmage since 1988 ... **MLB Ronald McKinnon** leads Arizona in tackles for fourth consecutive season ... **FS Adrian Wilson** intercepts three passes against Dallas to share NFL single-game high ... Arizona beats Dallas 9-6 without a touchdown, a franchise first in 123 games ... the Cards' 49-0 loss at Kansas City the most one-sided setback in franchise history, their first shutout in 105 games, and the largest margin in the NFL since 1989 ... final political hurdles cleared to begin construction of new stadium in Glendale in west suburban Maricopa County ... **S Pat Tillman** declines new multi-year contract offer to join U.S. Army and enter Army Ranger training.

FINAL NFC WEST STANDINGS

Team	W	L	T	Pct.	Pts.	OP
San Francisco	10	6	0	.625	367	351
St. Louis	7	9	0	.438	316	369
Seattle	7	9	0	.438	355	369
Arizona	5	11	0	.313	262	417



2003 (4-12)

HEAD COACH DAVE MCGINNIS

Sept. 7	At Detroit	L	24-42	60,691
Sept. 14	Seattle	L	0-38	23,127
Sept. 21	Green Bay	W	20-13	58,784
Sept. 28	At St. Louis	L	13-37	65,758
Oct. 5	At Dallas	L	7-24	63,601
Oct. 12	Baltimore	L	18-26	24,193
Oct. 19	Open Date			
Oct. 26	San Francisco	W	16-13 (OT)	40,824
Nov. 2	Cincinnati	W	17-14	23,531
Nov. 9	At Pittsburgh	L	15-28	59,520
Nov. 16	At Cleveland	L	6-44	72,908
Nov. 23	St. Louis	L	27-30 (OT)	42,089
Nov. 30	At Chicago	L	3-28	61,550
Dec. 7	At San Francisco	L	14-50	66,975
Dec. 14	Carolina	L	17-20	23,217
Dec. 21	At Seattle	L	10-28	64,899
Dec. 29	Minnesota	W	18-17	52,734
			225-452	

Home: 4-4 (288,499). Away: 0-8 (515,902).

TEAM STATISTICS

	Cards	Opp.
Total First Downs.....	256	326
Rushing	80	120
Passing	147	184
Penalty	29	22
3rd Down Made/Att.	83/222	92/199
3rd Down Pct.	37.4	46.2
4th Down: Made/Att.	10/22	3/8
4th Down Pct.	45.5	37.5
Possession Avg.....	29:41	30:19
Total Net Yards.....	4490	5504
Avg. Per Game	280.6	344.0
Total Plays	981	993
Avg. Per Play	4.6	5.5
Net Yards Rushing.....	1531	1915
Avg. Per Game	95.7	119.7
Total Rushes	403	475
Net Yards Passing.....	2959	3589
Avg. Per Game	184.9	224.3
Sacked/Yards Lost	44/306	21/97
Gross Yards	3,265	3,686
Att./Completions	534/303	497/311
Completion Pct.	56.7	62.6
Had Intercepted	22	13
Punts/Average.....	83/42.3	67/40.0
Net Punting Average	83/34.4	67/36.4
Penalties/Yards.....	98/761	86/754
Fumbles/Ball Lost.....	29/14	21/10
Touchdowns.....	25	55
Rushing	5	17
Passing	18	29
Returns	2	9

SCORE BY PERIOD

	Q1	Q2	Q3	Q4	OT	Pts.
Team	55	55	52	60	3	225
Opponents	117	117	99	116	3	452

SCORING

	TD	R	P	R	PAT	FG	S	Pts.
Boldin	8	0	8	0	0/0	0/0	0	48
Rackers	0	0	0	8	9/12	0/0	0	35
Duncan	0	0	0	5	6/10	0/0	0	23
Jones	3	0	3	0	0/0	0/0	0	18
Gramatica	0	0	0	6	3/4	0/0	0	15
Blake	2	2	0	0	0/0	0/0	0	14
Gilmore	2	2	0	0	0/0	0/0	0	12
Hodgins	2	2	0	0	0/0	0/0	0	12
Smith	2	2	0	0	0/0	0/0	0	12
Bush	1	0	1	0	0/0	0/0	0	6
Hill	1	0	1	0	0/0	0/0	0	6
B. Johnson	1	0	1	0	0/0	0/0	0	6
McCown	1	1	0	0	0/0	0/0	0	6

PASSING

	Att.	Comp.	Yds.	Comp. %	Yds./Att.	TD	TD%	Int.	Int. %	Long	Sack/Lost	
Rating												
Blake	367	208	2,247	56.7	6.12	13	.035	15	.041	71t	19/132	69.6
McCown	166	95	1,018	57.2	6.13	5	.030	6	.036	60t	25/174	70.3
Boldin	1	0	0	0.0	0.00	0	.000	1	1.000	0	0/0	0.0
Team	534	303	3,265	56.7	5.61	18	.034	22	.038	71t	44/306	68.9
Opponents	497	311	3,686	62.6	7.42	29	.058	13	.026	68t	21/97	93.7

SCORING (CONT.)

	TD	R	P	R	PAT	FG	S	Pts.
Poole	1	0	1	0	0/0	0/0	0	6
Scobey	1	0	1	0	0/0	0/0	0	6
Team	25	5	18	2	19/2018	26/0	225	
Opponents	55	17	29	9	53/5321	283	452	

Two-Point Conversions: Blake.

Team 1-5, Opp: 0-2.

SACKS

D. Johnson 3.0, Thompson 3.0, Darling 2.0, Hill 2.0, King 2.0, McKinnon 2.0, Bell 1.0, R. Davis 1.0, Fisher 1.0, Pace 1.0, Tanner 1.0, Wakefield 1.0, Woods 1.0.

Team 21, Opponents 44.

RUSHING

	No.	Yds.	Avg.	Long	TD
Shipp	228	830	3.6	36	0
Smith	90	256	2.8	22	2
Blake	30	177	5.9	19	2
McCown	28	158	5.6	16t	1
Anderson	18	68	3.8	17	0
Boldin	5	40	8.0	23	0
Hodgins	2	6	3.0	3	0
Gilmore	1	0	0.0	0	0
Kasper	1	-4	-4.0	-4	0
Team	403	1,531	3.8	36	5
Opponents	475	1,935	4.0	52	17

RECEIVING

	No.	Yds.	Avg.	Long	TD
Boldin	101	1,377	13.6	71t	8
Jones	55	517	9.4	34	3
B. Johnson	35	438	12.5	54t	1
Shipp	30	184	6.1	34	0
Gilmore	17	208	12.2	32	2
Smith	14	107	7.6	36	0
Hodgins	14	58	4.1	9	2
Poole	13	177	13.6	37	1
Bush	11	71	6.5	14	1
Anderson	6	36	6.0	11	0
McAddley	4	53	13.3	25	0
Kasper	1	23	23.0	23	0
Scobey	1	9	9.0	9	0
Foster	1	7	7.0	7	0
Team	303	3,265	10.8	71t	18
Opponents	311	3,686	12.0	68t	29

INTERCEPTIONS

	No.	Yds.	Avg.	Long	TD
Jackson	6	122	20.3	30	0
Hill	5	119	23.8	70t	1
Barrett	1	25	25.0	25	0
Rhinehart	1	5	5.0	5	0
Team	13	271	20.8	70t	1
Opponents	22	418	19.0	83t	4

PUNT RETURNS

	Ret.	FC	Yds.	Avg.	Long	TD
Boldin	20	12	130	6.5	19	0
Goss	1	0	7	7.0	7	0
B. Johnson	1	3	3	3.0	3	0
Team	22	15	140	6.4	19	0
Opponents	41	12	472	11.5	57t	2

KICKOFF RETURNS

	No.	Yds.	Avg.	Long	TD
Scobey	73	1,684	23.1	100t	1
Kasper	5	136	27.2	37	0
Anderson	2	31	15.5	16	0
Garcia	1	17	17.0	17	0
Hodgins	1	13	13.0	13	0
Team	82	1,881	22.9	100t	1
Opponents	48	1,042	21.7	47	0

PUNTING

	No.	Yds.	Avg.	Net	TB	In20	Lg	Bk.
Player	82	3,511	42.8	34.4	9	19	64	1
Team	83	3,511	42.3	34.4	9	19	64	1
Opponents	67	2,679	40.0	36.4	5	21	59	1

FIELD GOALS

	1-19	20-29	30-40	40-49	50+
Rackers	0-0	5-5	1-4	3-3	0-0
Duncan	0-0	2-2	2-4	1-2	1-1
Gramatica	0-0	1-1	2-2	0-0	0-0
Team	0-0	8-8	5-10	4-5	1-1
Opponents	0-0	8-9	7-9	5-9	1-3

Rackers: () () () () () () (42G, 26G) (22G, 27G)

(32G) () (35N, 44G) (49G, 38N, 33N) (22G, 26G)

Duncan: () () () () (46G)

USUAL STARTING LINEUP

Offense	Defense
WR..... Bryan Gilmore	LE..... Fred Wakefield
Bryant Johnson	Dennis Johnson
LT..... L.J. Shelton	LT..... Wendell Bryant
LG..... Cameron Spikes	Marcus Bell
C..... Pete Kendall	RT..... Russell Davis
RG..... Leonard Davis	RE..... Calvin Pace
RT..... Anthony Clement	LLB... Ray Thompson
TE..... Freddie Jones	MLB... Ronald McKinnon
WR..... Anquan Boldin	RLB..... Levar Fisher
QB..... Jeff Blake	LCB..... Renaldo Hill
Josh McDowd	RCB..... David Barrett
FB..... James Hodgins	SS..... Adrian Wilson
RB..... Marcel Shipp	FS..... Dexter Jackson
Emmitt Smith	P..... Scott Player
K..... Neil Rackers	
Tim Duncan	

NOTES

Second-round draft choice **Anquan Boldin** becomes most prolific rookie receiver in NFL history with 101 receptions, while his 1,377 receiving yards most by NFL rookie in 43 years ... 217 receiving yards in season opener at Detroit most by player in first NFL game ... **Emmitt Smith**, the NFL's all-time rushing leader, signs two-year contract with Cardinals but a shoulder injury limits him to just six starting roles ... Super Bowl MVP **Dexter Jackson** lured from Tampa Bay as free agent and leads team with six interceptions ... Cards forge 4-4 mark at home, but 0-8 road record results in 4-12 finish and dismissal of third-year Head Coach **Dave McGinnis** ... **Josh McCown** handed quarterback duties late in season and guides Arizona to 18-17 victory in season finale vs. Minnesota with 28-yard touchdown pass to **Nate Poole**, knocking Vikings out of playoffs ... Construction begins on new stadium in Glendale in west suburban Maricopa County.

FINAL NFC WEST

STANDINGS

Team	W	L	T	Pct.	Pts.	OP
St. Louis	12	4	0	.750	447	328
Seattle	10	6	0	.625	404	327
San Francisco	7	9	0	.438	384	337
Arizona	4	12	0	.250	225	452



2004 (6-10)

HEAD COACH DENNIS GREEN

Sept. 12	At St. Louis	L	10-17	65,538
Sept. 19	New England	L	12-23	51,557
Sept. 26	At Atlanta	L	3-6	70,534
Oct. 3	New Orleans	W	34-10	28,109
Oct. 10	At San Francisco	L	28-31 (OT)	62,836
Oct. 17	Open Date			
Oct. 24	Seattle	W	25-17	35,695
Oct. 31	At Buffalo	L	14-38	65,887
Nov. 7	At Miami	W	24-23	72,612
Nov. 14	N.Y. Giants	W	17-14	42,297
Nov. 21	At Carolina	L	10-35	72,796
Nov. 28	N.Y. Jets	L	3-13	35,820
Dec. 5	At Detroit	L	12-26	62,262
Dec. 12	San Francisco	L	28-31 (OT)	35,069
Dec. 19	St. Louis	W	31-7	40,070
Dec. 26	at Seattle	L	21-24	65,825
Jan. 2	Tampa Bay	W	12-7	31,650

Home: 5-3 (300,267). Away: 1-7 (538,290)

TEAM STATISTICS

	Cards	Opp.
Total First Downs.....	280	282
Rushing	86	101
Passing	152	153
Penalty	42	28
3rd Down: Made/Att.	84/241	66/209
3rd Down Pct.	34.9	31.6
4th Down: Made/Att.	5/12	8/14
4th Down Pct.	41.7	57.1
Possession Avg.....	30:53	29:07
Total Net Yards.....	4550	5141
Avg. Per Game	284.4	321.3
Total Plays	1047	993
Avg. Per Play	4.3	5.2
Net Yards Rushing.....	1668	2105
Avg. Per Game	104.3	131.6
Total Rushes	475	450
Net Yards Passing.....	2882	3036
Avg. Per Game	180.1	189.8
Sacked/Yards Lost	39/320	38/229
Gross Yards	3202	3265
Att./Completions	533/299	505/271
Completion Pct.	56.1	53.7
Had Intercepted	18	15
Punts/Average.....	99/42.7	97/41.9
Net Punting Avg.....	99/36.4	97/35.8
Penalties/Yards.....	124/94.8	139/112.1
Fumbles/Ball Lost.....	34/11	32/15
Touchdowns.....	31	35
Rushing	15	12
Passing	14	18
Returns	2	5

SCORE BY PERIOD

	Q1	Q2	Q3	Q4	Ot	Pts
Team	40	78	57	109	0	284
Opponents	64	100	63	89	6	322

SCORING

	TD	R	P	K	PAT	FG	S	Pts.
Rackers	0	0	0	0	28/28	22/29	0	94
E. Smith	9	9	0	0	0/0	0/0	0	54
Fitzgerald	8	0	8	0	0/0	0/0	0	48
Ayanbadejo	4	3	1	0	0/0	0/0	0	24
McCown	2	2	0	0	0/0	0/0	0	14
Hambrick	2	1	0	1	0/0	0/0	0	12
Jones	2	0	2	0	0/0	0/0	0	12
Boldin	1	0	1	0	0/0	0/0	0	6
Johnson	1	0	1	0	0/0	0/0	0	6
Starks	1	0	0	1	0/0	0/0	0	6
Wilson	1	0	0	1	0/0	0/0	0	6
Hayes	0	0	0	0	0/0	0/0	1	2
Team	31	15	14	2	28/28	29/1	284	284
Opponents	35	12	18	5	29/30	25/2	322	322

2-pt. Conversions: McCown. Team 1/3, Opponents 4/5

PASSING

	Att.	Comp.	Yds	Cmp%	Yds/Att.	Td	Td%	Int	Int%	Long	Sack/Lost
Rating											
McCown	408	233	2511	57.1	6.15	11	2.7	10	2.5	48	31/263
S. King	84	47	502	56.0	5.98	1	1.2	4	4.8	40	6/42
Navarre	40	18	168	45.0	4.20	1	2.5	4	10.0	33t	1/8
E. Smith	1	1	21	100.0	21.00	1	100.0	0	0.0	21t	0/0
Fitzgerald	0	0	0	---	---	0	---	0	---	---	1/7
Team	533	299	3202	56.1	6.01	14	2.6	18	3.4	48	39/320
Opponents	505	271	3265	53.7	6.47	18	3.6	15	3.0	48	38/229

SACKS

Berry 14.5, Dansby 5.0, Pace 4.5, Dockett 3.5, Zellner 2.0, Darling 1.0, R. Davis 1.0, Harris 1.0, Hill 1.0, Kolodziej 1.0, Starks 1.0, Thompson 1.0, Wilson 1.0, Macklin 0.5. Team 38.0,

Opponents 39

RUSHING

	No.	Yds	Avg	Long	TD
E. Smith	267	937	3.5	29t	9
Hambrick	63	283	4.5	62	1
Ayanbadejo	30	122	4.1	23	3
McCown	36	112	3.1	12	2
Scobey	27	89	3.3	10	0
Croom	29	76	2.6	20	0
S. King	9	30	3.3	16	0
Fitzgerald	8	14	1.8	10	0
Williams	2	6	3.0	3	0
Boldin	1	3	3.0	3	0
Anderson	1	2	2.0	2	0
Johnson	2	-6	-3.0	1	0
Team	475	1668	3.5	62	15
Opponents	450	2105	4.7	74	12

RECEIVING

	No.	Yds	Avg	Long	TD
Fitzgerald	58	780	13.4	48	8
Boldin	56	623	11.1	31t	1
Johnson	49	537	11.0	40	1
Jones	45	426	9.5	40	2
Ayanbadejo	19	171	9.0	21t	1
Williams	18	197	10.9	33	0
Scobey	18	191	10.6	42	0
E. Smith	15	105	7.0	18	0
Poole	5	70	14.0	24	0
Edwards	5	51	10.2	19	0
Hambrick	4	16	4.0	9	1
Diamond	3	19	6.3	8	0
Croom	2	16	8.0	8	0
Newhouse	1	5	5.0	5	0
McCown	1	-5	-5.0	-5	0
Team	299	3202	10.7	48	14
Opponents	271	3265	12.0	75t	18

INTERCEPTIONS

	No.	Yds	Avg	Long	TD
Macklin	4	18	4.5	16	0
Wilson	3	62	20.7	27	0
Starks	3	46	15.3	41t	1
Darling	1	65	65.0	65	0
Dockett	1	20	20.0	20	0
Dansby	1	2	2.0	2	0
Hill	1	2	2.0	2	0
Harris	1	-1	-1.0	-1	0
Team	15	214	14.3	65	1
Opponents	18	263	14.6	76	1

PUNT RETURNS

	Ret	Fc	Yds	Avg	Long	TD
Williams	42	12	286	6.8	38	0
Starks	7	1	43	6.1	15	0
Boldin	0	1	0	---	---	0
Team	49	14	329	6.7	38	0
Opponents	56	16	486	8.7	71t	1

KICKOFF RETURNS

	No.	Yds	Avg	Long	TD
Scobey	32	723	22.6	71	0
Croom	16	314	19.6	35	0
Johnson	6	135	22.5	47	0
Ayanbadejo	3	50	16.7	21	0
Edwards	3	40	13.3	14	0
Hayes	3	6	2.0	6	0
Vanden Bosch	1	7	7.0	7	0
Williams	1	18	18.0	18	0
Team	65	1293	19.9	71	0
Opponents	46	1017	22.1	87t	1

PUNTING

	No.	Yds	Avg	Net	Tb	In	Lg	B
Player	98	4230	43.2	36.4	7	32	57	1
Team	99	4230	42.7	36.4	7	32	57	1
Opponents	97	4064	41.9	35.8	13	25	68	1

FIELD GOALS

	1-19	20-29	30-39	40-49	50+
Rackers	0-0	6-6	5-7	6-7	5-9
Team	0-0	6-6	5-7	6-7	5-9
Opponents	0-0	13-13	7-7	3-4	2-2

USUAL STARTING LINEUP

Offense	Defense
WR....Larry Fitzgerald	LE.....Peppi Zellner
LT.....Leonard Davis	NT.....Russell Davis
LG.....Reggie Wells	UT.....Darnell Dockett
C....Alex Stepanovich	RE.....Bertrand Berry
RG.....Cameron Spikes	SLB....Karlos Dansby
Jeremy Bridges	MLB....Ronald McKinnon
RT....Anthony Clement	WLB....James Darling
L.J. Shelton	LCB....Renaldo Hill
TE.....Freddie Jones	RCB....David Macklin
WR....Anquan Boldin	SS..... Adrian Wilson
Bryant Johnson	P.....Ifeanyi Ohaletle
QB.....Josh McCown	FS.....Scott Player
FB..Obafemi Ayanbadejo	K.....Neil Rackers
RB.....Emmitt Smith	

NOTES

Team's first season under head coach **Dennis Green** was one of transition but also promise and opportunity...Team entered week 16 of the regular season with a playoff berth and division title in reach before a three-point road loss at Seattle ended postseason hopes...Cardinals won two games by 24 points (something that they'd not done in over a decade) and also finished 5-3 at home for the first time since last playoff season of 1998...strategic but aggressive approach to free agency yielded several new starters, most notably **DE Bertrand Berry** who would prove to become the best free agent pick-up in team history by leading the NFC in sacks (14.5) and earning his first career Pro Bowl berth....an outstanding '04 draft class produced four full-time starters in **WR Larry Fitzgerald**, **LB Karlos Dansby**, **DT Darnell Dockett** and **C Alex Stepanovich**...defense improved its overall rank from 26th at the end of '03 to 12th and didn't allow a touchdown in three games while allowing just one TD in three others...the offense was bitten early by injuries as **RB Marcel Shipp** suffered a broken leg in training camp that ended his season and all-pro **WR Anquan Boldin** suffered a training camp knee injury that caused him to miss the regular season's first six games....in his second season in Arizona, **Emmitt Smith** led the team with 937 rushing yards and 9 rushing TDs...the offense struggled to find consistency and that led to numerous lineup changes throughout the year including three different starting QBs....**Pat Tillman**, who left the Cardinals to join U.S. Army and enter Army Ranger training prior to 2002 season, is killed April 22 in Afghanistan.

FINAL NFC WEST STANDINGS

Team	W	L	T	Pct.	Pts.	OP
Seattle	9	7	0	.562	371	373
St. Louis	8	8	0	.500	319	392
Arizona	6	10	0	.375	284	332
San Francisco	2	14	0	.125	259	452

2005 (5-11)

HEAD COACH DENNIS GREEN

Sept. 11	at New York Giants	L 19-42	78,387
Sept. 18	St. Louis	L 12-17	45,160
Sept. 25	at Seattle	L 12-37	64,843
Oct. 2	San Francisco	W 31-14	103,467
Oct. 9	Carolina	L 20-24	38,809
Oct. 16	Open Date		
Oct. 23	Tennessee	W 20-10	39,482
Oct. 30	at Dallas	L 13-34	62,068
Nov. 6	Seattle	L 19-33	43,564
Nov. 13	at Detroit	L 21-29	61,091
Nov. 20	at St. Louis	W 38-28	65,760
Nov. 27	Jacksonville	L 17-24	39,198
Dec. 4	at San Francisco	W 17-10	60,439
Dec. 11	Washington	L 13-17	46,654
Dec. 18	at Houston	L 19-30	70,024
Dec. 24	Philadelphia	W 27-21	44,723
Jan. 1	at Indianapolis	L 13-17	57,211
		311-387	

Home: 3-5 (401,035). Away: 2-6 (519,823).

TEAM STATISTICS

	Cards	Opp.
Total First Downs.....	304	272
Rushing	58	83
Passing	224	158
Penalty	22	31
3rd Down: Made/Att	91/239	67/196
3rd Down Pct.	38.1	34.2
4th Down: Made/Att	5/16	4/11
4th Down Pct.	31.3	36.4
Possession Avg.....	31:20	28:40
Total Net Yards.....	5575	4729
Avg. Per Game	348.4	295.6
Total Plays.....	1075	936
Avg. Per Play	5.2	5.1
Net Yards Rushing.....	1138	1632
Avg. Per Game	71.1	102.0
Total Rushes	360	411
Net Yards Passing.....	4437	3097
Avg. Per Game	277.3	193.6
Sacked/yards Lost	45/286	37/217
Gross Yards	4723	3314
Att./completions	670/419	488/301
Completion Pct.	62.5	61.7
Had Intercepted	21	15
Punts/Average.....	74/43.3	85/44.1
Net Punting Avg.....	74/37.0	85/37.8
Penalties/Yards ...	145/1184	103/819
Fumbles/Ball Lost	26/16	24/11
Touchdowns	26	46
Rushing	2	22
Passing	21	17
Returns	3	7

SCORE BY PERIOD

	Q1	Q2	Q3	Q4	OT	PTS
Team	27	111	74	99	0	311
Opponents	87	105	103	92	0	387

SCORING

	TD	RU	PA	RT	K-PAT	FG	S	PTS
Rackers	0	0	0	0	20	20/40	42	0 140
Fitzgerald	10	0	10	0	0/0	0/0	0	60
Boldin	7	0	7	0	0/0	0/0	0	44
Novak (Was)	0	0	0	0	15/15	8/10	0	39
Novak (Ari)	0	0	0	0	0/0	3/3	0	9
Arrington	2	2	0	0	0/0	0/0	0	12
Dansby	2	0	2	0	0/0	0/0	0	12
Bergen	1	0	1	0	0/0	0/0	0	6
Edwards	1	0	1	0	0/0	0/0	0	6
B. Johnson	1	0	1	0	0/0	0/0	0	6
Macklin	1	0	0	1	0/0	0/0	0	6
McCoy	1	0	1	0	0/0	0/0	0	6
Ayanbadejo	0	0	0	0	0/0	0/0	0	4
Team	26	2	21	3	20/2043	45	0	311
Opponents	46	22	17	7	44/4521	24	1	387

2-Pt. Conversions: Ayanbadejo 2, Boldin.

PASSING

	Att.	Comp.	Yds.	Comp. %
Warner	375	242	2713	64.5
McCown	270	163	1836	60.4
Navarre	24	14	174	58.3
Boldin	1	0	0	0.0
Team	670	419	4723	62.5
Opponents	488	301	3314	61.7

Team 3 / 6, Opponents 1 / 1

SACKS

Wilson 8, Okefor 7.5, Berry 6, Dansby 4, Kolodziej 3, Smith 3, Blackstock 1, Darling 1, Huff 1, Moore 1, Pace 1, Dockett 0.5. **Team 37.0, Opponents 45.0**

RUSHING

	No.	Yds	Avg	Long	TD
Shipp	157	451	2.9	19	0
Arrington	112	370	3.3	32	2
McCown	29	139	4.8	12	0
Ayanbadejo	22	46	2.1	11	0
Boldin	12	45	3.8	11	0
Fitzgerald	8	41	5.1	15	0
Warner	13	28	2.2	13	0
Jackson	4	11	2.8	3	0
Anderson	2	7	3.5	6	0
B. Johnson	1	0	0.0	0	0
Team	360	1138	3.2	32	2
Opponents	411	1632	4.0	88t	22

RECEIVING

	No.	Yds	Avg	Long	TD
Fitzgerald	103	1409	13.7	47	10
Boldin	102	1402	13.7	54t	7
B. Johnson	40	432	10.8	41	1
Shipp	35	255	7.3	28	0
Ayanbadejo	34	231	6.8	18	0
Bergen	28	270	9.6	32	1
Arrington	25	139	5.6	15	0
McCoy	18	191	10.6	24	1
Edwards	12	133	11.1	63	1
Lee	11	152	13.8	49	0
Newhouse	4	45	11.3	17	0
T. Johnson	3	29	9.7	13	0
Jackson	2	31	15.5	19	0
Baxter	1	4	4.0	4	0
Warner	1	0	0.0	0	0
Team	419	4723	11.3	63	21
Opponents	301	3314	11.0	65t	17

INTERCEPTIONS

	No.	Yds	Avg	Long	TD
Dansby	3	31	10.3	18t	2
Macklin	2	79	39.5	60t	1
Tate	2	47	23.5	25	0
Darling	2	22	11.0	15	0
Wilson	1	36	36.0	36	0
Rolle	1	29	29.0	29	0
Dockett	1	14	14.0	14	0
Green	1	13	13.0	13	0
Griffith	1	11	11.0	11	0
Huff	1	3	3.0	3	0
Team	15	285	19.0	60t	3
Opponents	21	334	15.9	71	1

PUNT RETURNS

	Ret	FC	Yds	Avg	Long	TD
Swinton	42	14	334	8.0	32	0
Moses	7	0	40	5.7	12	0
B. Johnson	1	2	9	9.0	9	0
Team	50	16	383	7.7	32	0
Opponents	39	14	328	8.4	52t	1

KICKOFF RETURNS

	No.	Yds	Avg	Long	TD
Swinton	63	1456	23.1	90	0
Moses	7	177	25.3	35	0
B. Johnson	2	45	22.5	24	0
Anderson	1	7	7.0	7	0
Ayanbadejo	1	16	16.0	16	0
Green	1	4	4.0	4	0
Jackson	1	14	14.0	14	0
Team	76	1719	22.6	90	0
Opponents	60	1700	28.3	95t	3

PUNTING

	No.	Yds	Avg	Net	TB	In	Lg	B
Player	73	3206	43.9	37.0	7	18	60	1
Team	743	2064	43.3	37.0	7	18	60	1
Opponents	853	752	44.1	37.8	8	26	58	0

FIELD GOALS

	1-19	20-29	30-39	40-49	50+
Rackers	0/0	11/11	10/10	13/14	6/7
Novak LG	1/1	1/1	5/7	1/1	0/0
Novak TM	1/1	0/0	2/2	0/0	0/0
Team	1/1	11/11	12/12	13/14	6/7
Opponents	0/0	10/10	3/4	7/7	1/3

USUAL STARTING LINEUP

Offense	Defense
WR.....Larry Fitzgerald	LE.....Chike Okefor
LT.....Leonard Davis	NT.....Ross Kolodziej
LG.....Reggie Wells	UT.....Darnell Dockett
C.....Nick Leckey	RE.....Bertrand Berry
RG.....Elton Brown	Antonio Smith
RT.....Oliver Ross	SLB.....Karlos Dansby
TE.....Eric Edwards	MLB.....James Darling
WR.....Anquan Boldin	WLB.....Orlando Huff
QB.....Kurt Warner	RCB.....Robert Tate
TE.....Adam Bergen	LCB.....David Macklin
RB.....Marcel Shipp	SS.....Adrian Wilson
	FS.....Robert Griffith
	P.....Scott Player
	K.....Neil Rackers

NOTES

The team's second season under head coach **Dennis Green** was marked by close games (six losses by a TD or less) and plagued by injuries (NFL-high 15 players on injured reserve list) ... **Neil Rackers** set the NFL record with 40 field goals in the season en route to a Pro Bowl selection ... **WR Larry Fitzgerald** set the club record for receptions in a season with 103 and also had a team-high 1,409 yards en route to his first Pro Bowl ... **Anquan Boldin** also recorded 102 receptions and 1,402 yards ... **Boldin** and **Fitzgerald** became only the second pair of teammates in NFL history to record 100+ receptions and 1,400+ yards in a season ...in his first year as a Cardinal, **Kurt Warner** completed 242 of 375 passes to set the club mark for completion percentage with 64.5% ... **FS Adrian Wilson** led the team with 8.0 sacks, the most ever by an NFL defensive back since sacks became an official statistic in 1982...Arizona finished with the league's #1 passing offense (first time in team history) and ranked 8th in both overall offense and defense (the only NFL team in the top 10 in both)...the team played in the NFL's first-ever regular season game outside of the U.S. and defeated the 49ers in Mexico City in front of an NFL record crowd of 103,467...2005 was the team's 18th and final season at Sun Devil Stadium.

FINAL NFC WEST STANDINGS

Team	W	L	T	Pct.	Pts.	OP
Seattle	13	3	0	.812	452	271
St. Louis	6	10	0	.375	363	429
Arizona	5	11	0	.312	311	387
San Francisco	4	12	0	.250	239	428



2006 (5-11)

HEAD COACH DENNIS GREEN

Sept. 10	San Francisco	W	34-27	63,407
Sept. 17	at Seattle	L	10-21	67,470
Sept. 24	St. Louis	L	14-16	63,278
Oct. 1	at Atlanta	L	10-32	68,981
Oct. 8	Kansas City	L	20-23	63,445
Oct. 16	Chicago	L	23-24	63,977
Oct. 22	at Oakland	L	9-22	61,595
Oct. 29	at Green Bay	L	14-31	70,809
Nov. 5	Open Date			
Nov. 12	Dallas	L	10-27	63,926
Nov. 19	Detroit	W	17-10	63,348
Nov. 26	at Minnesota	L	26-31	63,483
Dec. 3	at St. Louis	W	34-20	65,612
Dec. 10	Seattle	W	27-21	63,603
Dec. 17	Denver	L	20-37	63,845
Dec. 24	at San Francisco	W	26-20	67,751
Dec. 31	at San Diego	L	20-27	66,492

314-389
Home: 3-5 (508,829). Away: 2-6 (532,193)

TEAM STATISTICS

	Cards	Opp.
Total First Downs.....	298	331
Rushing.....	84	114
Passing.....	187	186
Penalty.....	27	31
3rd Down: Made/Att 83/212		83/201
3rd Down Pct.....	39.2	41.3
4th Down: Made/Att 10/15		7/15
4th Down Pct.....	66.7	46.7
Possession Avg.....	29:59	30:01
Total Net Yards.....	5000	5591
Avg. Per Game.....	312.5	349.4
Total Plays.....	999	1018
Avg. Per Play.....	5.0	5.5
Net Yards Rushing.....	1338	1897
Avg. Per Game.....	83.6	118.6
Total Rushes.....	419	458
Net Yards Passing.....	3662	3694
Avg. Per Game.....	228.9	230.9
Sacked/Yards Lost 35/262		38/238
Gross Yards.....	3924	3932
Att./Completions 545/322		522/321
Completion Pct.....	59.1	61.5
Had Intercepted.....	17	16
Punts/Average.....	68/43.6	58/44.8
Net Punting Avg.....	68/34.5	58/37.7
Penalties/Yards.....	117/937	95/815
Fumbles/Ball Lost.....	31/13	29/17
Touchdowns.....	33	42
Rushing.....	12	16
Passing.....	17	21
Returns.....	4	5

SCORE BY PERIOD

	Q1	Q2	Q3	Q4	OT	PTS
Team	104	81	46	83	0	314
Opponents	84	100	100	105	0	389

SCORING

	TD	R	P	K	PAT	FG	S	Pts.
Rackers	0	0	0	0	32/32	28/37	0	116
Fitzgerald	6	0	6	0	0/0	0/0	0	36
James	6	0	0	0	0/0	0/0	0	36
Boldin	4	0	4	0	0/0	0/0	0	24
Bry. Johnson	4	0	4	0	0/0	0/0	0	24
Shipp	4	0	4	0	0/0	0/0	0	24
Leinart	2	2	0	0	0/0	0/0	0	12
Walters	2	0	2	0	0/0	0/0	0	12
Wilson	2	0	2	0	0/0	0/0	0	12
Arrington	1	0	1	0	0/0	0/0	0	6
Bergen	1	0	1	0	0/0	0/0	0	6
Smith	1	0	1	0	0/0	0/0	0	6
Team	33	12	17	4	32/3228	37/0	314	
Opponents	42	16	21	5	42/4231	34/1	389	

2-Pt. Conversions: Team 0/1, Opponents 0/0

PASSING

	Att.	Comp.	Yds	Cmp%	Yds/Att.	Td	Td%	Int	Int%	Long	Sack/Lost	Rating
Leinart	377	214	2547	56.8	6.76	11	2.9	12	3.2	58	21/158	74.0
Warner	168	108	1377	64.3	8.20	6	3.6	5	3.0	64	14/104	89.3
Team	545	322	3924	59.1	7.20	17	3.1	17	3.1	64	35/262	78.7
Opponents	522	321	3932	61.5	7.53	21	4.0	16	3.1	78	38/238	85.4

SACKS

Okeafor 8.5, Dansby 8, Berry 6, Wilson 5, Smith 2.5, Cooper LG 2, Cooper TM 2, Dockett 2, Clancy 1, Hayes 1, Pace 1, Watson 1. **Team 38.0, Opponents 35.0**

RUSHING

	No.	Yds	Avg	Long	TD
James	337	1159	3.4	18	6
Leinart	22	49	2.2	14	2
Shipp	17	41	2.4	9t	4
Ayanbadejo	9	37	4.1	11	0
Boldin	5	28	5.6	18	0
Arrington	14	19	1.4	9	0
Schable	1	5	5.0	5	0
Warner	13	3	0.2	9	0
Fitzgerald	0	0	—	0	0
Bry. Johnson	1	-3	-3.0	-3	0
Team	419	1338	3.2	18	12
Opponents	458	1897	4.1	78t	16

RECEIVING

	No.	Yds	Avg	Long	TD
Boldin	83	1203	14.5	64	4
Fitzgerald	69	946	13.7	57	6
Bry. Johnson	40	740	18.5	58	4
James	38	217	5.7	14	0
Walters	23	209	9.1	26	2
Ayanbadejo	17	139	8.2	37	0
Pope	16	161	10.1	33	0
Bergen	15	111	7.4	17	1
Arrington	8	58	7.3	19	0
Shipp	6	60	10.0	22	0
Spurlock	4	31	7.8	15	0
Wakefield	2	24	12.0	19	0
Bronson	1	25	25.0	25	0
Team	322	3924	12.2	64	17
Opponents	321	3932	12.2	78	21

INTERCEPTIONS

	No.	Yds	Avg	Long	TD
Wilson	4	146	36.5	99t	1
Griffith	3	30	10.0	23	0
Hayes	3	24	8.0	24	0
Francisco	2	61	30.5	44	0
Macklin	1	56	56.0	56	0
Rolle	1	23	23.0	23	0
Beisel	1	11	11.0	11	0
Dockett	1	-1	-1.0	-1	0
Team	16	350	21.9	99t	1
Opponents	17	110	6.5	37t	1

PUNT RETURNS

	Ret	FC	Yds	Avg	Long	TD
Walters	24	12	250	10.4	37	0
Bry. Johnson	1	1	0	0.0	0	0
Team	25	13	250	10.0	37	0
Opponents	44	6	562	12.8	83t	1

KICKOFF RETURNS

	No.	Yds	Avg	Long	TD
Arrington	67	1520	22.7	99t	1
Spurlock	3	54	18.0	21	0
Bry. Johnson	2	29	14.5	16	0
Wakefield	1	7	7.0	7	0
Team	73	1610	22.1	99t	1
Opponents	58	1481	25.5	64	0

PUNTING

	No.	Yds	Avg	Net	TB	In	Lg	B
Player	66	2965	44.9	34.5	3	18	58	2
Team	68	2965	43.6	34.5	3	18	58	2
Opponents	58	2596	44.8	37.7	8	18	66	0

FIELD GOALS

	1-19	20-29	30-39	40-49	50+
Rackers	0/0	11/11	9/9	7/10	1/7
Team	0/0	11/11	9/9	7/10	1/7
Opponents	1/1	9/9	11/13	9/9	1/2

USUAL STARTING LINEUP

Offense	Defense
WR.....Larry Fitzgerald	LE.....Chike Okeafor
LT.....Leonard Davis	NT.....Kendrick Clancy
LG.....Milford Brown	UT.....Darnell Dockett
C.....Nick Leckey	RE.....Bertrand Berry/
RG.....Deuce Lutui	Antonio Smith
RT.....Reggie Wells	SLB.....Karlous Dansby
TE.....Leonard Pope	MLB.....Gerald Hayes
WR.....Anquan Boldin	WLB.....Orlando Huff
QB.....Matt Leinart	LCB.....Antrel Rolle
WR.....Bryant Johnson	RCB.....David Macklin
RB.....Edgerrin James	SS.....Adrian Wilson
	FS.....Robert Griffith
	P.....Scott Player
	K.....Neil Rackers

NOTES

The Cardinals opened up University of Phoenix Stadium with a game against San Francisco on September 10, the team's first season opening contest at home since moving to Arizona in 1988 ... rookie QB **Matt Leinart** takes over the starting role in October and starts 11 games, setting the franchise record for passing yards with a rookie with 2,547 and becoming the first Cardinals quarterback since 2001 to have three games in a season with a 100+ quarterback rating ... **Adrian Wilson** selected to first Pro Bowl after scoring a pair of 99-yard TDs (fumble and interception) to become first player in NFL history with two defensive TDs of 99 yards ... **Anquan Boldin** selected to second Pro Bowl after recording third 1,000-yard season of four-year career, also becoming fastest NFL player to reach 330 career receptions at Oakland ... DE **Chike Okeafor** ties career high with 8.5 sacks, recording 7.5 of them in final seven games of season ... RB **Edgerrin James** becomes first RB to rush for over 1,000 yards since 1998 finishing with 1,159 yards on franchise record 337 carries ... team sets new season attendance record with 508,829 fans and sells out every home game including first MNF game since 1999.

FINAL NFC WEST STANDINGS

Team	W	L	T	Pct.	Pts.	OP
Seattle	9	7	0	.562	335	341
St. Louis	8	8	0	.500	367	381
San Francisco	7	9	0	.438	298	412
Arizona	5	11	0	.312	314	389

2007 (8-8)

HEAD COACH KEN WHISENHUNT

Sept. 10	at San Francisco	L	17-20	68,111
Sept. 16	Seattle	W	23-20	64,542
Sept. 23	at Baltimore	L	23-26	71,372
Sept. 30	Pittsburgh	W	21-14	64,844
Oct. 7	at St. Louis	W	34-31	61,788
Oct. 14	Carolina	L	10-25	64,403
Oct. 21	at Washington	L	19-21	85,640
Oct. 28	Open Date			
Nov. 4	at Tampa Bay	L	10-17	65,267
Nov. 11	Detroit	W	31-21	64,753
Nov. 18	at Cincinnati	W	35-27	65,403
Nov. 25	San Francisco	L	31-37 (OT)	64,483
Dec. 2	Cleveland	W	27-21	64,791
Dec. 9	at Seattle	L	21-42	68,193
Dec. 16	at New Orleans	L	24-31	70,007
Dec. 23	Atlanta	W	30-27 (OT)	64,159
Dec. 30	St. Louis	W	48-19	64,671
			404-399	

Home: 6-2 (516,646). Away: 2-6 (555,781).

TEAM STATISTICS

	Cards	Opp.
Total First Downs	308	298
Rushing	70	90
Passing	210	185
Penalty	28	23
3rd Down Made/Att	75/203	87/218
3rd Down Pct.	36.9%	39.9%
4th Down Made/Att	12/14	7/15
4th Down Pct.	85.7%	46.7%
Possession Avg.	30:10	29:50
Total Net Yards	5505	5283
Avg. Per Game	344.1	330.2
Total Plays	1016	1013
Avg. Per Play	5.4	5.2
Net Yards Rushing	1440	1567
Avg. Per Game	90.0	97.9
Total Rushes	402	407
Net Yards Passing	4065	3716
Avg. Per Game	254.1	232.3
Sacked/Yards Lost	24/163	36/242
Gross Yards	4228	3958
Att./Completions	590/356	570/361
Completion Pct.	60.3%	63.3%
Had Intercepted	24	18
Punts/Average	80/40.0	73/43.6
Net Punting Avg.	32.0	37.1
Penalties/Yards ..	137/1128	118/881
Fumbles/Ball Lost	27/12	23/11
Touchdowns	49	45
Rushing	9	13
Passing	32	26
Returns	8	6

SCORE BY PERIOD

	Q1	Q2	Q3	Q4	OT	PTS
Team	57	148	65	131	3	404
Opponents	88	114	99	92	6	399

SCORING

	TD	RU	PA	RT	K-PAT	FG	S	PTS
Rackers	0	0	0	0	47	4821/30	0	110
Fitzgerald	10	0	10	0	0/0	0/0	0	60
Boldin	9	0	9	0	0/0	0/0	0	54
James	7	7	0	0	0/0	0/0	0	42
Pope	5	0	5	0	0/0	0/0	0	30
Rolle	3	0	0	3	0/0	0/0	0	18
Johnson	2	0	2	0	0/0	0/0	0	12
Hood	2	0	2	0	0/0	0/0	0	12
Urban	2	0	2	0	0/0	0/0	0	12
Patrick	2	0	2	0	0/0	0/0	0	12
Wells	1	0	0	1	0/0	0/0	0	6
Hayes	1	0	0	1	0/0	0/0	0	6
Warner	1	1	0	0	0/0	0/0	0	6
Shipp	1	1	0	0	0/0	0/0	0	6
Breaston	1	0	0	1	0/0	0/0	0	6
Arrington	1	0	1	0	0/0	0/0	0	6
Bienemann	1	0	1	0	0/0	0/0	0	6
Team	49	9	32	8	47/4821/300	404		
Opponents	45	13	26	6	39/3928/332	399		

2-Pt. Conversions: Team 0/ 1, Opponents 2/ 5

PASSING

	Att.	Comp.	Yds.	Comp. %	Yds./Att.	TD	TD%	Int.	Int. %	Long	Sack/Lost	Rating
Warner	451	281	3417	62.3%	7.6	27	6.0%	17	3.8%	62	20/140	89.8
Leinart	112	60	647	53.6%	5.8	2	1.8%	4	3.6%	40	4/23	61.9
Rattay	27	15	164	55.6%	6.1	3	11.1%	3	11.1%	42	0/0	71.2
Boldin	0	0	0	0.0%	0.0%	0	0.0%	0	0.0%	0	0/0	0.0
Team	590	356	4228	60.3%	7.2	32	5.4%	24	4.1%	62	24/163	83.4
Opponents	570	361	3958	63.3%	6.9	26	4.6%	18	3.2%	74t	36/242	85.8

SACKS

Dockett 9.0, Pace 6.5, Smith 5.5, Hayes 4.0, Dansby 3.5, Blackstock 3.0, Berry 2.5, Tafoya 2.0. **Team:36.0, Opponents 24.0**

RUSHING

	No.	Yds	Avg	Long	TD
James	324	1222	3.8	27	7
Arrington	26	78	3.0	12	0
Leinart	11	42	3.8	20	0
Shipp	15	41	2.7	14	1
Warner	17	15	0.9	9	1
Boldin	1	14	14.0	14	0
Morey	1	13	13.0	13	0
Breaston	2	8	4.0	10	0
Rattay	2	5	2.5	5	0
Smith	1	3	3.0	3	0
Berger	1	0	0.0	0	0
Hasselbeck	1	-1	-1.0	-1	0
Team	402	1440	3.6	27	9
Opponents	407	1567	3.9	75	13

RECEIVING

	No.	Yds	Avg	Long	TD
Fitzgerald	100	1409	14.1	48t	10
Boldin	71	853	12.0	44t	9
Johnson	46	528	11.5	30	2
Arrington	29	241	8.3	32	1
James	24	204	8.5	26	0
Pope	23	238	10.3	31	5
Urban	22	329	15.0	42	2
Morey	8	131	16.4	62	0
Breaston	8	92	11.5	22	0
Patrick	7	73	10.4	21	2
Smith	7	59	8.4	16	0
Bienemann	7	46	6.6	13	1
Shipp	4	25	6.3	9	0
Team	356	4228	11.9	62	32
Opponents	361	3958	11.0	74t	26

INTERCEPTIONS

	No.	Yds	Avg	Long	TD
Rolle	5	231	46.2	57	3
Hood	5	196	39.2	71t	2
Dansby	3	55	18.3	28	0
Wilson	2	20	10.0	20	0
Hayes	1	30	30.0	30t	1
Pace	1	14	14.0	14	0
Brown	1	5	5.0	5	0
Team	18	551	30.6	71t	6
Opponents	24	380	15.8	84t	3

PUNT RETURNS

	Ret	FC	Yds	Avg	Long	TD
S.Breaston	42	6	395	9.4	73t	1
Team	42	6	395	9.4	73t	1
Opponents	38	15	496	13.1	75t	11

KICKOFF RETURNS

	No.	Yds	Avg	Long	TD
Breaston	62	1391	22.4	59	0
Arrington	11	251	22.8	56	0
Morey	1	40	40.0	40	0
Team	74	1682	22.7	59	0
Opponents	60	1389	23.2	80	0

PUNTING

	No.	Yds	Avg	Net	TB	In	Log	B
Barr	59	2385	40.4	31.7	5	15	61	1
Berger	20	813	40.7	33.0	2	6	56	0
Team	79	3198	40.0	32.0	7	21	61	1
Opponents	73	3181	43.6	37.1	4	20	60	0

FIELD GOALS

	1-19	20-29	30-39	40-49	50+
Rackers	2/2	5/5	6/8	5/6	3/9
Team	2/2	5/5	6/8	5/6	3/9
Opponents	1/1	9/10	10/10	8/10	0/2

USUAL STARTING LINEUP

Offense	Defense
WR.....Larry Fitzgerald	LE.....Antonio Smith
LT.....Mike Gandy	NT.....Gabe Watson
LG.....Reggie Wells	DT.....Darnell Dockett
C.....Al Johnson	RE.....Bertrand Berry
RG.....Deuce Lutui	WLB.....Karlus Dansby
RT.....Levi Brown	MLB.....Gerald Hayes
TE.....Leonard Pope	SLB.....Calvin Pace
WR.....Anquan Boldin	LCB.....Rod Hood
QB.....Kurt Warner	RCB.....Eric Green
FB.....Terrelle Smith	SS.....Adrian Wilson
RB.....Edgerrin James	FS.....Terrence Holt

NOTES

Under first year head coach **Ken Whisenhunt**, the Cardinals finished the season with an 8-8 record, their best finish since 1998 ... the team finished with a home record of 6-2, their best home record since they finished 6-1 in 1976 ... **Kurt Warner** took over as the starting QB in week six after **Matt Leinart** injured his shoulder and throws for 27 touchdowns, the second-highest passing TD total in team history ... **Larry Fitzgerald** earned his second Pro Bowl nod after leading the NFC in both receptions (100) and receiving yards (1,409) and he also tied the franchise record with TD receptions in five consecutive games ... **Edgerrin James** rushed for 1,222 yards on the season, joining Ottis Anderson as the only Cardinal running backs to record a season with 1,200+ yards rushing while the two are also the only ones with back-to-back 1,000-yard seasons ... **Anquan Boldin** became the fastest receiver in NFL history to reach 400 receptions (doing so in his 67th career game) while also establishing a new career-high with nine touchdown receptions ... **Antrel Rolle's** three interception returns for touchdowns in led the NFL and tied for the second-most in NFL history for a single-game while his two interceptions returns in week 11 at Cincinnati tied the NFL record for a single game ... **Darnell Dockett** collected nine sacks on the year, tying the franchise record for sacks by a defensive tackle and led the NFL among interior defensive linemen ... for the second season in a row the team sold out every home game and set a new season attendance record with 516,646 fans attending a regular season game.

FINAL NFC WEST STANDINGS

Team	W	L	T	Pct.	Pts.	OP
Seattle	10	6	0	.625	393	291
Arizona	8	8	0	.500	404	399
San Francisco	5	11	0	.312	219	364
St. Louis	3	13	0	.188	263	438



2008 (9-7)

HEAD COACH KEN WHISENHUNT

Sep. 7	at San Francisco	W	23-13	67,186
Sep. 14	Miami	W	31-10	63,445
Sep. 21	at Washington	L	17-24	90,060
Sep. 28	at NY Jets	L	35-56	78,222
Oct. 5	Buffalo	W	41-17	63,830
Oct. 12	Dallas	W	30-24 (OT)	64,389
Oct. 19	Open Date			
Oct. 26	at Carolina	L	23-27	72,010
Nov. 2	at St. Louis	W	34-13	61,303
Nov. 10	San Francisco	W	29-24	64,519
Nov. 16	at Seattle	W	26-20	67,616
Nov. 23	NY Giants	L	29-37	64,541
Nov. 27	at Philadelphia	L	20-48	69,144
Dec. 7	St. Louis	W	34-10	63,720
Dec. 14	Minnesota	L	14-35	64,457
Dec. 21	at New England	L	7-47	68,756
Dec. 28	Seattle	W	34-21	63,874

Home: 6-2 (512,775). Away: 3-5 (574,297)

NFC Wild Card Game

Jan. 3 Atlanta W 30-24 62,848

NFC Divisional Playoff

Jan. 10 at Carolina W 33-13 73,695

NFC Championship Game

Jan. 18 Philadelphia W 32-25 70,650

Super Bowl XLIII

Feb. 1 Pittsburgh L 23-27 70,774
118-89

TEAM STATISTICS

	Cards	Opp.
Total First Downs	328	312
Rushing	72	117
Passing	231	172
Penalty	25	23
3rd Down: Made/Att	83/198	92/207
3rd Down Pct.	41.9%	44.4%
4th Down: Made/Att	8/16	13/17
4th Down Pct.	50.0%	76.5%
Possession Avg.	30:09	29:51
Total Net Yards	5852	5304
Avg. Per Game	365.8	331.5
Total Plays	998	993
Avg. Per Play	5.9	5.3
Net Yards Rushing	1178	1764
Avg. Per Game	73.6	110.3
Total Rushes	340	445
Net Yards Passing	4674	3540
Avg. Per Game	292.1	221.3
Sacked/Yards Lost	28/201	31/191
Gross Yards	4875	3731
Att./Completions	630/418	517/323
Completion Pct.	66.3%	62.5%
Had Intercepted	15	13
Punts/Average	60/41.8	61/45.5
Net Punting Avg.	34.1	40.0
Penalties/Yards	107/781	98/816
Fumbles/Ball Lost	27/15	26/17
Touchdowns	51	52
Rushing	14	13
Passing	31	36
Returns	6	3

SCORE BY PERIOD

	Q1	Q2	Q3	Q4	OT	PTS
Team	64	117	154	86	6	427
Opponents	84	150	81	111	0	426

SCORING

	TD	RU	PA	RT	K-PAT	FG	S	PTS
Rackers	0	0	0	0	44/44	25/28	0	119
Fitzgerald	12	0	12	0	0/0	0/0	0	72
Boldin	11	0	11	0	0/0	0/0	0	66
Hightower	10	10	0	0	0/0	0/0	0	60
Urban	4	0	4	0	0/0	0/0	0	24
James	3	3	0	0	0/0	0/0	0	20
Arrington	3	1	1	1	0/0	0/0	0	18
Breaston	3	0	3	0	0/0	0/0	0	18
R-Cromartie	1	0	0	1	0/0	0/0	0	6

PASSING

	Att.	Comp.	Yds.	Comp. %	Yds./Att.	TD	TD%
Warner	598	401	4583	67.1%	7.7	20	5.0%
Leinart	29	15	264	51.7%	9.1	1	3.4%
Urban	1	1	18	100.0%	18.0	0	0.0%
Johnson	1	1	10	100.0%	10.0	0	0.0%
Arrington	1	0	0	0.0%	0.0	0	0.0%
Team	630	418	4875	66.3%	7.7	31	4.9%
Opponents	517	323	3731	62.5%	7.2	36	7.0%

SCORING (CONT.)

	TD	RU	PA	RT	K-PAT	FG	S	PTS
Dockett	1	0	0	1	0/0	0/0	0	6
Rolle	1	0	0	1	0/0	0/0	0	6
Beisel	1	0	0	1	0/0	0/0	0	6
Hood	1	0	0	1	0/0	0/0	0	6

Team 51 14 31 6 44/4425/281 427

Opponents 52 13 36 3 49/4921/271 426

2-Pt. Conversions: Team 1/6, Opponents 1/3

SACKS

Berry 5.0, Okeafar 4.5, Dansby 4.0, Dockett 4.0, LaBoy 4.0, Smith 3.5, Wilson 2.5, C.Haggans 1.0, Robinson 1.0, Watson 1.0, Hayes 0.5.

Team 31.0, Opponents 27.0

RUSHING

	No.	Yds	Avg	Long	TD
James	133	514	3.9	35	3
Hightower	143	399	2.8	30t	10
Arrington	31	187	6.0	30	1
Boldin	9	67	7.4	30	0
Breaston	2	8	4.0	4	0
Leinart	4	5	1.3	8	0
Warner	18	-2	-0.1	11	0
Team	340	1178	3.5	35	14
Opponents	445	1764	4.0	41t	13

RECEIVING

	No.	Yds	Avg	Long	TD
Fitzgerald	96	1431	14.9	78t	12
Boldin	89	1038	11.7	79t	11
Breaston	77	1006	13.1	58	3
Urban	34	448	13.2	56t	4
Hightower	34	237	7.0	26	0
Arrington	29	255	8.8	35	1
Doucet	14	90	6.4	12	0
James	12	85	7.1	16	0
Patrick	11	104	9.5	19	0
Pope	9	77	8.6	25	0
Castille	4	11	2.8	5	0
Tuman	3	41	13.7	18	0
Smith	2	24	12.0	18	0
Spach	2	15	7.5	8	0
Rolle	1	9	9.0	9	0
Brown	1	4	4.0	4	0
Campbell	0	0	0.0	0	0
Team	418	4875	11.7	79t	31
Opponents	323	3731	11.6	87t	36

INTERCEPTIONS

	No.	Yds	Avg	Long	TD
Rodgers-Cromartie	4	157	39.3	99t	1
Dansby	2	47	23.5	34	0
Wilson	2	37	18.5	28	0
Rolle	1	40	40.0	40t	1
Okeafar	1	39	39.0	39	0
Green	1	1	1.0	1	0
Brown	1	0	0.0	0	0
Hood	1	0	0.0	0	0
Team	13	321	24.7	99t	2
Opponents	15	276	18.4	58	1

PUNT RETURNS

	Ret	FC	Yds	Avg	Long	TD
Breaston	33	10	237	7.2	25	0
Team	33	10	237	7.2	25	0
Opponents	29	13	381	13.1	82t	1

KICKOFF RETURNS

	No.	Yds	Avg	Long	TD
Arrington	36	923	25.6	93t	1
Breaston	33	667	20.2	38	0
Morey	2	23	11.5	15	0
Campbell	2	16	8.0	16	0
Urban	2	1	0.5	1	0
Team	75	1630	21.7	93t	1
Opponents	69	1724	25.0	104t	1

PUNTING

	No.	Yds	Avg	Net	TB	In	Lg	B
Johnson	40	1670	41.8	35.2	4	13	59	0
Graham	20	839	42.0	32.0	0	7	59	0
Team	60	2509	41.8	34.1	4	20	59	0
Opponents	60	2777	45.5	40.0	5	20	63	1

FIELD GOALS

	1-19	20-29	30-39	40-49	50+
N. Rackers	0/0	9/9	9/11	6/6	1/2
Team	0/0	9/9	9/11	6/6	1/2
Opponents	0/0	4/4	9/11	5/8	3/4

USUAL STARTING LINEUP

Offense	Defense
WR...Larry Fitzgerald	LE.....Antonio Smith
LT.....Mike Gandy	NT.....Bryan Robinson
LG.....Reggie Wells	DT.....Darnell Dockett
CG.....Lyle Sendline	RE.....Travis LaBoy
RG.....Deuce Luttrell	WLB.....Karlus Dansby
RT.....Levi Brown	MLB.....Gerald Hayes
TE.....Leonard Pope	SLB.....Chike Okeafar
WR.....Anquan Boldin	LCB.....Rod Hood
QB.....Kurt Warner	RCB...D. Rodgers-Cromartie
FB.....Terrelle Smith	SS.....Adrian Wilson
RB...Edgerin James/ Tim Hightower	FS.....Antrel Rolle

NOTES

The Cardinals capped 2008 season with a memorable playoff run, winning the NFC Championship game against Philadelphia and playing in Super Bowl XLIII vs. Pittsburgh... won their first division title since 1975, winning the NFC West with a perfect 6-0 division record and finishing the regular season 9-7 overall... under second-year head coach **Ken Whisenhunt**, Cardinals made first playoff appearance since 1998 in Wild Card game vs. Falcons, and earned second road playoff win in franchise history with victory at Carolina... became first #4 seed to host a conference championship game and first #4 seed to advance to Super Bowl... Cardinals recorded 12 wins on the season, the most in a single-season in franchise history and they won more playoff games in 2008 (3) than they had in their total playoff history (2)... finished the regular season with an 8-2 home record and improved record at University of Phoenix Stadium to 14-4 under Whisenhunt... **Kurt Warner** sets franchise record with 30 TD passes while also earning his fourth Pro Bowl selection... Warner also set team marks for attempts, completions, completion percentage, passer rating and finished second in passing yards... **Larry Fitzgerald** earned his second consecutive Pro Bowl selection and third overall after once again leading the NFC in both receptions (96) and receiving yards (1,431) while also collecting a career high 12 touchdowns... Fitzgerald set single postseason records for receptions (30), yards (546), and receiving touchdowns (7) while also collecting over 100 receiving yards in all four postseason games... **Anquan Boldin** earned his third trip to the Pro Bowl after becoming the first receiver in team history to have four 1,000 yard receiving seasons to go along with a career high 11 TDs... reached 500 receptions in 80th game, reaching the milestone in fewer games than any other receiver in NFL history... also set franchise mark with 24 100-yard receiving games... **Tim Hightower** 10 rushing TDs during the regular season set a franchise record for rookie... Rookie **Dominique Rodgers-Cromartie** led the team with four INTs during the regular season including tying the franchise record for longest INT return with a 99-yard return for a touchdown against St. Louis... for the third season in a row, the team sold out every home game including both playoff contests.

FINAL NFC WEST STANDINGS

Team	W	L	T	Pct.	Pts.	OP
Arizona	9	7	0	.563	427	426
San Francisco	7	9	0	.438	339	381
Seattle	4	12	0	.250	294	392
St. Louis	2	14	0	.125	232	465

2009 (10-6) HEAD COACH KEN WHISENHUNT

Sept. 13	San Francisco	L	16-20	61,981
Sept. 20	at Jacksonville	W	31-17	46,520
Sept. 27	Indianapolis	L	10-31	62,692
Oct. 4	Open Date			
Oct. 11	Houston	W	28-21	61,819
Oct. 18	at Seattle	W	27-3	67,588
Oct. 25	at NY Giants	W	24-17	78,299
Nov. 1	Carolina	L	21-34	62,031
Nov. 8	at Chicago	W	41-21	62,309
Nov. 15	Seattle	W	31-20	62,278
Nov. 22	at St. Louis	W	21-13	59,839
Nov. 29	at Tennessee	L	17-20	69,149
Dec. 6	Minnesota	W	30-17	64,121
Dec. 14	at San Francisco	L	9-24	69,732
Dec. 20	at Detroit	W	31-24	40,577
Dec. 27	St. Louis	W	31-10	62,624
Jan. 3	Green Bay	L	7-33	67,597

375-325

Home: 4-4 (505,143). Away: 6-2 (494,013)

NFC Wild Card Game

Jan. 10 Green Bay W 51-45 (OT) 61,926

NFC Divisional Playoff

Jan. 16 at New Orleans L 14-45 70,149
65-90

TEAM STATISTICS

	Cards	Opp.
Total First Downs.....	317	289
Rushing	77	81
Passing	215	188
Penalty	25	20
3rd Down Made/Att	69/190	82/232
3rd Down Pct.	36.3%	35.3%
4th Down Made/Att	5/9	12/24
4th Down Pct.	55.6%	50.0%
Possession Avg.....	29:52	30:08
Total Net Yards.....	5510	5543
Avg. Per Game	344.4	346.4
Total Plays	985	1038
Avg. Per Play	5.6	5.3
Net Yards Rushing	1494	1804
Avg. Per Game	93.4	112.8
Total Rushes	365	402
Net Yards Passing.....	4016	3739
Avg. Per Game	251.0	233.7
Sacked/Yards Lost	26/184	43/259
Gross Yards	4200	3998
Att./Completions	594/392	593/346
Completion Pct.	66.0%	58.3%
Had Intercepted	18	21
Punts/Average.....	86/47.0	84/44.9
Net Punting Avg.....	40.6	39.4
Penalties/Yards	108/886	104/840
Fumbles/Ball Lost	32/18	20/8
Touchdowns.....	46	38
Rushing	16	13
Passing	27	22
Returns	3	3

SCORE BY PERIOD

	Q1	Q2	Q3	Q4	OT	PTS
Team	76	132	82	85	0	375
Opponents	67	101	62	95	0	325

SCORING

	TD	RU	PA	RT	K-PA	FG	S	PTS
Rackers	0	0	0	0	37/3816	17	0	85
Fitzgerald	13	0	13	0	0/0	0/0	0	78
Hightower	8	8	0	0	0/0	0/0	0	48
Wells	7	7	0	0	0/0	0/0	0	42
Boldin	5	1	4	0	0/0	0/0	0	30
Breaston	3	0	3	0	0/0	0/0	0	18
Nugent	0	0	0	0	8/8	2/2	0	14
S-Howling	2	0	1	1	0/0	0/0	0	12
Patrick	2	0	2	0	0/0	0/0	0	12
Wright	2	0	2	0	0/0	0/0	0	12
Rolle	1	0	0	1	0/0	0/0	0	6
R-Cromartie	1	0	1	0	0/0	0/0	0	6
Doucet	1	0	1	0	0/0	0/0	0	6
Becht	1	0	1	0	0/0	0/0	0	6
Team	46	16	27	3	45/4618	190	375	
Opponents	38	13	22	3	38/3819	250	325	
2-PT. Conversions: Team 0/0, Opponents 0/0								

2-Pt. Conversions: Team 0/0, Opponents 0/0

PASSING

	Att.	Comp.	Yds.	Comp. %	Yds./Att.	TD	TD%
Warner	513	339	3753	66.1%	7.3	26	5.1%
Leinart	77	51	435	66.2%	5.6	0	0.0%
St. Pierre	4	2	12	50.0%	3.0	1	25.0%
Team	594	392	4200	66.0%	7.1	27	4.5%
Opponents	593	346	3998	58.3%	6.7	22	3.7%

SACKS

Dockett 7.0, Campbell 7.0, Berry 6.0, Haggans 5.0, Okeafor 4.5, Branch 2.0, Wilson 2.0, Iwebema 2.0, Davis 2.0, Rolle 1.5, Robinson 1.0, Banks 1.0, Dansby 1.0. **Team 42.0, Opponents 26.0**

RUSHING

	No.	Yds	Avg	Long	TD
Wells	176	793	4.5	33	7
Hightower	143	598	4.2	50	8
Breaston	2	44	22.0	25	0
Wright	3	17	5.7	8	0
S-Howling	6	15	2.5	5	0
Boldin	3	12	4.0	5t	1
Warner	21	10	0.5	10	0
Rolle	1	9	9.0	9	0
St. Pierre	1	2	2.0	2	0
Leinart	9	-6	-0.7	1	0
Team	365	1494	4.1	50	16
Opponents	402	1804	4.5	85t	13

RECEIVING

	No.	Yds	Avg	Long	TD
Fitzgerald	97	1092	11.3	34t	13
Boldin	84	1024	12.2	44	4
Hightower	63	428	6.8	23	0
Breaston	55	712	12.9	45	3
Urban	18	186	10.3	40	0
Doucet	17	214	12.6	29	1
Patrick	12	146	12.2	28	2
Wells	12	143	11.9	25	0
S-Howling	10	83	8.3	15	1
Wright	9	53	5.9	10	2
Becht	7	61	8.7	16	1
Spach	4	38	9.5	22	0
Kreider	4	20	5.0	8	0
Team	392	4200	10.7	45	27
Opponents	346	3998	11.6	72	22

INTERCEPTIONS

	No.	Yds	Avg	Long	TD
R-Cromartie	6	77	12.8	49t	1
Wilson	5	56	11.2	41	0
Rolle	4	71	17.8	29	0
Brown	1	85	85.0	80	0
Ware	1	18	18.0	18	0
Adams	1	17	17.0	17	0
Dansby	1	11	11.0	11	0
Dockett	1	3	3.0	3	0
Toler	1	0	0.0	0	0
Team	21	338	16.1	80	1
Opponents	18	312	17.3	101t	3

PUNT RETURNS

	Ret	FC	Yds	Avg	Long	TD
Breaston	38	11	253	6.7	64	0
Rolle	6	2	55	9.2	27	0
Toler	1	0	0	0.0	0	0
Team	45	13	308	6.8	64	0
Opponents	47	14	493	10.5	62	0

KICKOFF RETURNS

	No.	Yds	Avg	Long	TD
S-Howling	52	1257	24.2	99t	1
Wright	2	27	13.5	18	0
Team	54	1284	23.8	99t	1
Opponents	61	1248	20.5	63	0

PUNTING

	No.	Yds	Avg	Net	TB	In	Lg	B
Graham	86	4045	47.0	40.6	3	42	64	0
Team	86	4045	47.0	40.6	3	42	64	0
Opponents	84	3774	44.9	39.4	8	30	64	0

FIELD GOALS

	1-19	20-29	30-39	40-49	50+
Rackers	0/0	4/4	6/6	6/7	0/0
Nugent	1/1	0/0	0/0	1/1	0/0
Team	1/1	4/4	6/6	7/8	0/0
Opponents	0/0	8/8	8/10	1/3	2/4

USUAL STARTING LINEUP

Offense	Defense
WR...Larry Fitzgerald	DE...Calais Campbell
LT...Mike Gandy	NT...Bryan Robinson
LG...Reggie Wells	DT...Darnell Dockett
....Lyle Sendlein	ROLB...Chike Okeafor
RT...Deuce Luteir	ILB...Karllos Dansby
....Levi Brown	ILB...Gerald Hayes
TE...Anthony Becht	LOLB...Clark Haggans
QB...Anquan Boldin	RCB...Bryant McFadden
WR...Kurt Warner	LCB...D. Rodgers-Cromartie
FB...Dan Kreider	SS...Adrian Wilson
RB...Tim Hightower	FS...Antrel Rolle

NOTES

The Cardinals earned their first back-to-back division titles since 1974-75 with a 10-6 regular season record, their best record since the NFL went to a 16-game schedule in 1978 ... hosted a playoff game for the second straight season and beat the Green Bay Packers 51-45 an overtime thriller that was the highest scoring game in NFL postseason history ... improved the Cardinals record to 4-0 all-time in home postseason games and gave the team postseason wins in back-to-back seasons for first time ever ... avoided the Super Bowl curse by becoming just the third team since 1999 to return to the postseason after finishing as Super Bowl runner-up ... third-year head coach **Ken Whisenhunt** led the Cardinals to their second straight division title ... first time since 1976 that the Cardinals have posted 10+ wins in a regular season ... the Cardinals were 6-2 on the road, the most road wins in a single season since 1963 (6) ... for the first time since 1975, the Cardinals went without back-to-back losses in a single season; they were the only NFL team in 2009 to accomplish the feat ... **Kurt Warner** became first quarterback in team history to throw for 3,000+ yards and 20+ touchdowns in three consecutive seasons ... **Larry Fitzgerald** earned his third consecutive Pro Bowl selection and fourth overall after leading the NFL for a second consecutive season with a career-high 13 touchdown receptions ... **Anquan Boldin** reached 586 receptions for his career and passed Larry Centers (535) to become the franchise's all-time leader in receptions ... **Adrian Wilson** had two sacks and five interceptions to become the 10th player in NFL history with 20 sacks and 20 interceptions in their career while also earning third Pro Bowl selection and All-Pro first team honors ... **Ben Graham** tied NFL record with 42 punts inside the 20-yard line ... **Dominique Rodgers-Cromartie**, **Antrel Rolle** and **Darnell Dockett** selected to Pro Bowl along with Wilson and Fitzgerald... for the fourth season in a row, the team sold out every home game including the Wild Card Playoff contest.

FINAL NFC WEST STANDINGS

Team	W	L	T	Pct.	Pts.	OP
Arizona	10	6	0	.625	375	325
San Francisco	8	8	0	.500	330	281
Seattle	5	11	0	.313	280	390
St. Louis	1	15	0	.063	175	436



2010 (5-11)

HEAD COACH KEN WHISENHUNT

Sept. 12 at St. Louis	W	17-13	52,440
Sept. 19 at Atlanta	L	7-41	66,824
Sept. 26 Oakland	W	24-23	62,439
Oct. 3 at San Diego	L	10-41	63,189
Oct. 10 New Orleans	W	30-20	62,621
Oct. 17 Open Date			
Oct. 24 at Seattle	L	10-22	67,038
Oct. 31 Tampa Bay	L	35-38	61,857
Nov. 7 at Minnesota	L	24-27 (OT)	64,120
Nov. 14 Seattle	L	18-36	61,904
Nov. 21 at Kansas City	L	13-31	66,247
Nov. 29 San Francisco	L	6-27	63,208
Dec. 5 St. Louis	L	6-19	61,874
Dec. 12 Denver	W	43-13	62,223
Dec. 19 at Carolina	L	12-19	71,849
Dec. 25 Dallas	W	27-26	63,971
Jan. 2 at San Francisco	L	7-38	69,732

289-434

Home 4-4 (500,097). Away 1-7 (521,439).

TEAM STATISTICS

	Cards	Opp.
Total First Downs.....	241	339
Rushing	67	123
Passing	154	178
Penalty	20	38
3rd Down: Made/Att	58/209	87/233
3rd Down Pct.	27.8%	37.3%
4th Down: Made/Att	7/18	9/17
4th Down Pct.	38.9%	52.9%
Passing Average.....	26:14	33:46
Total Net Yards.....	4,309	5,977
Avg. Per Game	269.3	373.6
Total Plays	931	1,092
Avg. Per Play	4.6	5.5
Net Yards Rushing.....	1,388	2,323
Avg. Per Game	86.8	145.2
Total Rushes	320	526
Net Yards Passing.....	2,921	3,654
Avg. Per Game	182.6	228.4
Sacked/Yards Lost	50/343	33/227
Gross Yards	3,264	3,881
Att./Completions	561/285	533/324
Completion Pct.	50.8%	60.8%
Had Intercepted	19	17
Punts/Average.....	94/43.4	64/47.9
Net Punting Avg.....	36.6	41.4
Penalties/Yards.....	108/870	108/894
Fumbles/Ball Lost.....	33/16	22/13
Touchdowns.....	31	45
Rushing	9	19
Passing	10	22
Returns	12	4

SCORE BY PERIODS

	Q1	Q2	Q3	Q4	OT	Pts
Team	53	98	44	94	0	289
Opponents	87	149	102	93	3	434

SCORING

	TD	R	P	RT	PAT	FG2Pt	Pts
Feely	1	1	0	0	29/2924	27	0 107
Fitzgerald	6	0	0	0	0/0	1	38
Hightower	5	5	0	0	0/0	0	30
S-Howling	3	1	0	2	0/0	0	18
Wells	2	2	0	0	0/0	0	12
Roberts	2	2	0	0	0/0	0	12
R-Cromartie	2	0	2	0	0/0	0	12
Rhodes	2	0	2	0	0/0	0	12
Breaston	2	0	1	1	0/0	0	12
Adams	1	0	1	0	0/0	0	6
L.Brown	1	0	1	0	0/0	0	6
Dockett	1	0	1	0	0/0	0	6
Hayes	1	0	1	0	0/0	0	6
Doucet	1	0	1	0	0/0	0	6
Toler	1	0	1	0	0/0	0	6
Team	31	9	10	12	29/2924	271	289
Opponents	45	19	22	4	44/4540	510	434

2-Pt. Conversions: Team 1/2, Opponents 0/0

PASSING

	Att	Cmp	Yds	Cmp%	Yds/Att	TD	TD%
Anderson	327	169	2065	51.7%	6.3	7	2.1%
Skelton	126	60	662	47.6%	5.3	2	1.6%
Hall	78	39	370	50.0%	4.7	1	1.3%
Bartel	28	16	150	57.1%	5.4	0	0.0%
Breaston	2	1	17	50.0%	8.5	0	0.0%
Team	561	285	3264	50.8%	5.8	10	1.8%
Opponents	533	324	3881	60.8%	7.3	22	4.1%

SACKS

C.Campbell 6.0, J.Porter 5.0, C.Haggans 5.0, D.Dockett 5.0, O.Schofield 2.0, P.Lenon 2.0, A.Branch 2.0, A.Wilson 2.0, W.Davis 1.0, G.Toler 1.0, D.Washington 1.0, K.Rhodes 1.0.
Team 33.0, Opponents 50.0

RUSHING

	No.	Yds	Avg	Long	TD
Hightower	153	736	4.8	80t	5
Wells	116	397	3.4	24	2
S-Howling	23	113	4.9	30t	1
Skelton	10	49	4.9	16	0
Breaston	3	35	11.7	17	0
Wright	6	28	4.7	10	0
Anderson	5	25	5.0	11	0
Doucet	2	5	2.5	3	0
Feely	1	5	5.0	5t	1
Hall	1	-5	-5.0	-5	0
Team	320	1388	4.3	80t	9
Opponents	526	2323	4.4	48	19

RECEIVING

	No.	Yds	Avg	Long	TD
Fitzgerald	90	1137	12.6	41	6
Breaston	47	718	15.3	37	1
Doucet	26	291	11.2	36	1
Roberts	24	307	12.8	74t	2
Hightower	21	136	6.5	20	0
S-Howling	16	111	6.9	13	0
Patrick	15	123	8.2	21	0
Komar	12	117	9.8	20	0
S.Williams	9	101	11.2	17	0
Wright	8	42	5.3	9	0
Spach	7	40	5.7	14	0
Wells	5	74	14.8	43	0
Dray	3	47	15.7	24	0
Mau'i'a	2	20	10.0	10	0
Johnson	0	0	0	0	0
Team	285	3264	11.5	74t	10
Opponents	324	3881	12.0	70	22

INTERCEPTIONS

	No.	Yds	Avg	Long	TD
Rhodes	4	174	43.5	66	0
R-Cromartie	3	86	28.7	32t	2
Toler	2	66	33.0	66t	1
Adams	2	36	18.0	36	0
Lenon	2	12	6.0	10	0
Wilson	2	4	2.0	4	0
Washington	1	39	39.0	39	0
Johnson	1	7	7.0	7	0
Team	17	424	24.9	66t	3
Opponents	19	389	20.5	62t	4

PUNT RETURNS

	Ret	FC	Yds	Avg	Long	TD
Roberts	35	8	263	7.5	25	0
Komar	5	0	31	6.2	9	0
Ware	1	0	0	0.0	0	0
R-Cromartie	1	0	0	0.0	0	0
Team	42	8	294	7.0	25	0
Opponents	35	20	458	13.1	48	0

KICKOFF RETURNS

	No.	Yds	Avg	Long	TD
S-Howling	57	1548	27.2	102t	2
Roberts	14	326	23.3	47	0
Breaston	7	162	23.1	27	0
Spach	2	26	13.0	15	0
Wright	2	8	4.0	8	0
S.Williams	1	14	14.0	14	0
Obiozor	1	0	0.0	0	0
Team	84	2084	24.8	102t	2
Opponents	51	1234	24.2	51	0

PUNTING

	No	Yds	Avg	Net	TB	In	Lg	B
Graham	94	4080	43.4	36.6	9	29	65	0
Team	94	4080	43.4	36.6	9	29	65	0
Opponents	64	3064	47.9	41.4	6	21	67	0

FIELD GOALS

	1-19	20-29	30-39	40-49	50+
Feely	0/0	8/8	6/6	8/10	2/3
Team	0/0	8/8	6/6	8/10	2/3
Opponents	2/2	17/17	14/17	7/10	4/6

USUAL STARTING LINEUP

Offense	Defense
WR...Larry Fitzgerald	DE...Calais Campbell
LT...Levi Brown	NT...Bryan Robinson
LG...Alan Faneca	OT...Darnell Dockett
C...Lyle Sclendin	ROLB...Joey Porter
RG...Deuce Lutui	ILB...Paris Lenon
RT...Brandon Keith	ILB...Daryl Washington
Jeremy Bridges	LOLB...Clark Haggans
TE...Stephen Spach	RCB...Greg Toler
WR...Steve Breaston	LCB...D. Rodgers-Cromartie
QB...Derek Anderson	SS...Adrian Wilson
FB...Reagan Mau'i'a	FS...Kerry Rhodes
RB...Tim Hightower	

NOTES

The Cardinals totaled 12 return TD's to lead the NFL, which also marked the second highest single season total in league history (Seattle, 13, 1998) ... their seven fumble recovery TDs established an NFL record ... fourth-year head coach **Ken Whisenhunt** became first head coach in franchise history to have a .500 or better record at home in first four seasons ... reached 36 victories as head coach, the third-highest total in franchise history behind Jim Hanifan (39) and Don Coryell (42) ... **Larry Fitzgerald** reached 613 career catches and passed Anquan Boldin (586) to become the franchise's all-time leader in receptions ... earned fifth career Pro Bowl selection (fourth in a row) and became first player in NFL history to have 90+ interceptions five times in first seven seasons and just one of five players to do it in four consecutive seasons ... became youngest player to reach 600 career receptions and first player in franchise history with four consecutive 1,000 yard receiving seasons ... **Jay Feely** scored 25 points against Denver, the second highest point total in NFL history by a kicker (Rob Bironas, 26) and scored a TD on a five-yard run on a fake field goal ... **Darnell Dockett** selected to third career Pro Bowl after collecting five sacks and three fumble recoveries ... **Adrian Wilson** had a career high 118 tackles in 10th season and earned fourth Pro Bowl selection ... **LaRod Stephens-Howling** led the NFL with 1,548 kickoff return yards despite missing three games due to injury and his 27.2 yard avg. was fourth best in league ... **Russ Grimm**, the Cardinals assistant head coach, was inducted in the Pro Football Hall of Fame prior to the season ... **Max Hall** and **John Skelton** start at QB for the Cardinals, the first time in the NFL since 1994 that a team had two different rookie QBs start a game in a single season ... for the fifth season in a row, the team sold out every home game, marking 53 consecutive sellouts since the team began play at University of Phoenix Stadium in 2006.

FINAL NFC WEST STANDINGS

Team	W	L	T	Pct.	Pts.	OP
Seattle	7	9	0	.438	310	407
St. Louis	7	9	0	.438	289	328
San Francisco	6	10	0	.375	305	346
Arizona	5	11	0	.313	289	434

2011 (8-8)

HEAD COACH KEN WHISENHUNT

Sept. 11	Carolina	W	28-21	60,627
Sept. 18	at Washington	L	21-22	76,330
Sept. 25	at Seattle	L	10-13	66,199
Oct. 2	NY Giants	L	27-31	60,496
Oct. 9	at Minnesota	L	10-34	62,479
Oct. 16	Open Date			
Oct. 23	Pittsburgh	L	20-32	62,475
Oct. 30	at Baltimore	L	27-30	71,022
Nov. 6	St. Louis	W	19-13 (OT)	60,628
Nov. 13	at Philadelphia	W	21-17	69,144
Nov. 20	at San Francisco	L	7-23	69,732
Nov. 27	at St. Louis	W	23-20	56,029
Dec. 4	Dallas	W	19-13 (OT)	62,180
Dec. 11	San Francisco	W	21-19	60,808
Dec. 18	Cleveland	W	20-17 (OT)	60,443
Dec. 24	at Cincinnati	L	16-23	41,273
Jan. 1	Seattle	W	23-20 (OT)	61,798

312-348

Home 6-2 (489,455). Away 2-6 (512,208).

TEAM STATISTICS

	Cards	Opp.
Total First Downs.....	286	333
Rushing	83	118
Passing	175	174
Penalty	28	41
3rd Down: Made/Att	66/205	71/226
3rd Down Pct.	32.2%	31.4%
4th Down: Made/Att	9/15	4/8
4th Down Pct.	60.0%	50.0%
Possession Avg.....	28:11	31:49
Total Net Yards.....	5192	5682
Avg. Per Game	324.5	355.1
Total Plays	993	1095
Avg. Per Play	5.2	5.2
Net Yards Rushing	1625	1986
Avg. Per Game	101.6	124.1
Total Rushes	389	475
Net Yards Passing	3567	3696
Avg. Per Game	222.9	231.0
Sacked/Yards Lost	54/387	42/304
Gross Yards	3954	4000
Att./Completions	550/307	578/340
Completion Pct.	55.8%	58.8%
Had Intercepted	23	10
Punts/Average.....	92/45.0	92/44.4
Net Punting Avg.....	37.3	36.2
Penalties/Yards ..	106/1004	122/950
Fumbles/Ball Lost	24/9	15/9
Touchdowns	37	34
Rushing	12	15
Passing	21	17
Returns	4	2

SCORE BY PERIODS

	Q1	Q2	Q3	Q4	OT	Pts
Team	36	68	79	111	18	312
Opponents	81	107	85	75	0	348

SCORING

	TD	Ru	Pa	Rt	PAT	FG	2Pt	Pts
Feely	0	0	0	0	33/33	19/24	0	90
Wells	10	10	0	0	0/0	0/0	0	60
Fitzgerald	8	0	8	0	0/0	0/0	0	48
Doucet	5	0	5	0	0/0	0/0	0	30
Peterson	4	0	4	0	0/0	0/0	0	24
King	3	0	3	0	0/0	0/0	0	18
S-Howling	2	0	2	0	0/0	0/0	0	12
Roberts	2	0	2	0	0/0	0/0	0	12
Smith	1	1	0	0	0/0	0/0	0	6
Heap	1	0	1	0	0/0	0/0	0	6
Taylor	1	1	0	0	0/0	0/0	0	6
Team	37	12	21	4	33/33	19/24	0	312
Opponents	34	15	17	2	33/33	35/48	0	348

2-Pt. Conversions: Team 0/ 2, Opponents 0/ 1

PASSING

	Att	Cmp	Yds	Cmp%	Yds/Att	TD	TD%
K.Kolb	253	146	1955	57.7%	7.7	9	3.6%
J.Skelton	275	151	1913	54.9%	7.0	11	4.0%
R.Bartel	22	10	86	45.5%	3.9	1	4.5%
Team	550	307	3954	55.8%	7.2	21	3.8%
Opponents	578	340	4000	58.8%	6.9	17	2.9%

SACKS

Campbell 8.0, Acho 7.0, Washington 5.0, Schofield 4.5, Dockett 3.5, Haggans 3.0, Lenon 3.0, Rhodes 2.0, Marshall 2.0, Carter 1.0, Porter 1.0, Eason 1.0, Peterson 1.0. Team 42.0, Opponents 54.0

RUSHING

	No.	Yds	Avg	Long	TD
Wells	245	1047	4.3	71	10
S-Howling	43	167	3.9	39	0
Skelton	28	128	4.6	14	0
Smith	30	102	3.4	12	1
Taylor	20	77	3.9	34	1
Kolb	17	65	3.8	17	0
Roberts	3	27	9.0	12	0
Bartel	1	9	9.0	9	0
Sherman	1	3	3.0	3	0
Peterson	1	0	0.0	0	0
Team	389	1625	4.2	71	12
Opponents	475	1986	4.2	48t	15

RECEIVING

	No.	Yds	Avg	Long	TD
Fitzgerald	80	1411	17.6	73t	8
Doucet	54	689	12.8	70t	5
Roberts	51	586	11.5	45	2
King	27	271	10.0	48t	3
Heap	24	283	11.8	28	1
Taylor	14	91	6.5	17	0
S-Howling	13	234	18.0	73t	2
Housler	12	133	11.1	21	0
Wells	10	52	5.2	10	0
Sherman	8	72	9.0	19	0
Stuckey	4	39	9.8	12	0
Sampson	3	36	12.0	15	0
Smith	3	21	7.0	13	0
Dray	2	25	12.5	20	0
Mau'a	1	12	12.0	12	0
Peterson	1	-1	-1.0	-1	0
Team	307	3954	12.9	73t	21
Opponents	340	4000	11.8	95t	17

INTERCEPTIONS

	No.	Yds	Avg	Long	TD
Marshall	3	83	27.7	49	0
Washington	2	16	8.0	16	0
Peterson	2	1	0.5	1	0
Wilson	1	17	17.0	17	0
Campbell	1	0	0.0	0	0
Jefferson	1	0	0.0	0	0
Team	10	117	11.7	49	0
Opponents	23	296	12.9	52	1

PUNT RETURNS

	Ret	FC	Yds	Avg	Long	TD
Peterson	44	22	699	15.9	99t	4
Roberts	2	0	-3	-1.5	-1	0
Team	46	22	696	15.1	99t	4
Opponents	50	20	610	12.2	88t	1

KICKOFF RETURNS

	No.	Yds	Avg	Long	TD
S-Howling	36	857	23.8	37	0
Jefferson	14	356	25.4	51	0
Roberts	2	33	16.5	21	0
Team	52	1246	24.0	51	0
Opponents	52	1300	25.0	69	0

PUNTING

	No	Yds	Avg	Net	TB	In	Lg	B
Zastudil	87	3929	45.2	37.5	5	24	66	0
Graham	5	212	42.4	33.4	0	2	55	0
Team	92	4141	45.0	37.3	5	26	66	0
Opponents	92	4087	44.4	36.2	3	39	66	0

FIELD GOALS

	1-19	20-29	30-39	40-49	50+
Feely	0/0	9/9	4/6	5/7	1/2
Team	0/0	9/9	4/6	5/7	1/2
Opponents	0/0	12/13	9/12	11/17	3/6

USUAL STARTING LINEUP

Offense	Defense
WR...Larry Fitzgerald	DE...Calais Campbell
LT...Levi Brown	NT...Dan Williams
LG...Daryn Colledge	DT...Darnell Dockett
C...Lyle Sendlein	ROLB...Sam Acho
RG...Rex Hadnot	ILB...Paris Lenon
RT...Brandon Keith	ILB...Daryl Washington
TE...Jeff King	LOLB...Clark Haggans
QB...Andre Roberts	RCB...Patrick Peterson
WR...Kevin Kolb/John Skelton	LCB...Richard Marshall/A.J. Jefferson
FB...Anthony Sherman	SS...Adrian Wilson
RB...Beanie Wells	FS...Rashad Johnson

NOTES

After a 1-6 start, the Cardinals finished the season winning seven of their final nine games to finish at 8-8 ... they set an NFL record with four overtime victories and had six fourth-quarter comeback victories, one shy of the NFL single-season record (Indianapolis, 7, 2009) ... they led the NFL with five blocked FGs in 2011, the third straight season the Cardinals have led the league in that category ... fifth-year head coach **Ken Whisenhunt** reached 44 career wins, becoming the franchise's all-time leader in week 15 with a 20-17 OT victory over Cleveland ... rookie **Patrick Peterson** tied an NFL single-season record with four punt return TDs and established an NFL rookie record with 699 punt return yards ... he became the first player in NFL history with four punt return TDs of 80+ yards in a season, was selected to the Pro Bowl as a kick returner and was the lone rookie to be named to the Associated Press All-Pro first team ... **Larry Fitzgerald** became the franchise's all-time leader with 9,615 receiving yards, 73 receiving TDs and 32 100-yard receiving games ... he earned his sixth career Pro Bowl selection (fifth in a row) and became just the fourth player in NFL history to record at least 1,400 yards receiving four times in their career ... **Beanie Wells** became the first player in franchise history to rush for more than 1,000 yards and 10 TDs in a single season ... established a franchise single-game record with 228 rushing yards in week 12 at St. Louis ... **Adrian Wilson** earned his fifth career Pro Bowl selection (fourth in a row) after starting all 16 games and recording a career-high 16 passes defended ... **Calais Campbell** had a team-high eight sacks and tied for the NFL lead with three blocked FGs ... **Daryl Washington** led the team with a career-high 111 tackles and was one of five players in the NFL with at least five sacks and two INTs in 2011 ... **John Skelton** had a 5-2 record as a starter (6-2 when appearing in a game) while filling in for injured starter **Kevin Kolb** ... for the sixth consecutive season, the team sold out every home game, bringing the streak to 63 consecutive sellouts dating back to 2006.

FINAL NFC WEST STANDINGS

Team	W	L	T	Pct.	Pts.	OP
San Francisco	13	3	0	.813	380	229
Arizona	8	8	0	.500	312	348
Seattle	7	9	0	.438	321	315
St. Louis	2	14	0	.125	193	407

	Att	Cmp	Yds	Cmp%	Yds/Att	TD	TD%	Int	Int%	Long	Sack/Lost	Rating
K.Kolb	253	146	1955	57.7%	7.7	9	3.6%	8	3.2%	73t	30/219	81.0
J.Skelton	275	151	1913	54.9%	7.0	11	4.0%	14	5.1%	60t	23/162	68.9
R.Bartel	22	10	86	45.5%	3.9	1	4.5%	1	4.5%	23t	1/6	52.5
Team	550	307	3954	55.8%	7.2	21	3.8%	23	4.2%	73t	54/387	73.9
Opponents	578	340	4000	58.8%	6.9	17	2.9%	10	1.7%	95t	42/304	82.5



2012 (5-11)

HEAD COACH KEN WHISENHUNT

Sept. 9	Seattle	W	20-16	60,032
Sept. 16	at New England	W	20-18	68,756
Sept. 23	Philadelphia	W	27-6	60,436
Sept. 30	Miami	W	24-21 (OT)	60,183
Oct. 4	at St. Louis	L	3-17	54,653
Oct. 14	Buffalo	L	16-19 (OT)	60,385
Oct. 21	at Minnesota	L	14-21	61,068
Oct. 29	San Francisco	L	3-24	62,810
Nov. 4	at Green Bay	L	17-31	70,504
Nov. 11	Open Date			
Nov. 18	at Atlanta	L	19-23	69,630
Nov. 25	St. Louis	L	17-31	60,062
Dec. 2	at NY Jets	L	6-7	79,088
Dec. 9	at Seattle	L	0-58	67,685
Dec. 16	Detroit	W	38-10	60,483
Dec. 23	Chicago	L	13-28	62,734
Dec. 30	at San Francisco	L	13-27	69,732

250-357

Home 4-4 (487,125). Away 1-7 (541,116).

TEAM STATISTICS

	Cards	Opp.
Total First Downs.....	246	288
Rushing	58	107
Passing	168	160
Penalty	20	21
3rd Down: Made/Att	58/230	73/222
3rd Down Pct.	25.2%	32.9%
4th Down: Made/Att	10/24	4/9
4th Down Pct.	41.7%	44.4%
Possession Avg.....	29:01	30:59
Total Net Yards.....	4209	5405
Avg. Per Game	263.1	337.8
Total Plays	1018	1041
Avg. Per Play	4.1	5.2
Net Yards Rushing.....	1204	2192
Avg. Per Game	75.3	137.0
Total Rushes	352	506
Net Yards Passing.....	3005	3213
Avg. Per Game	187.8	200.8
Sacked/Yards Lost	58/378	38/228
Gross Yards	3383	3441
Att./Completions	608/337	497/270
Completion Pct.	55.4%	54.3%
Had Intercepted	21	22
Punts/Average.....	112/46.5	93/44.8
Net Punting Avg.....	41.4	38.8
Penalties/Yards.....	102/857	100/810
Fumbles/Ball Lost.....	25/13	17/11
Touchdowns.....	25	40
Rushing	10	12
Passing	11	20
Returns	4	8

SCORE BY PERIODS

	Q1	Q2	Q3	Q4	OT	Pts
Team	51	85	36	75	3	250
Opponents	60	136	97	61	3	357

SCORING

	TD	R	Pa	Rt	PAT	F62Pt	Pts
Feely	0	0	0	0	25/25	25/28	0 100
Wells	5	5	0	0	0/0	0/0	0 30
Roberts	5	5	0	0	0/0	0/0	0 30
Fitzgerald	4	0	4	0	0/0	0/0	0 24
Howling	4	4	0	0	0/0	0/0	0 24
Floyd	2	0	2	0	0/0	0/0	0 12
Sanders	1	0	0	1	0/0	0/0	0 6
Kolb	1	1	0	0	0/0	0/0	0 6
Toler	1	0	0	1	0/0	0/0	0 6
Bethel	1	0	0	1	0/0	0/0	0 6
Johnson	1	0	0	1	0/0	0/0	0 6
Team	25	10	11	4	25/25	25/28	0 250
Opponents	40	12	20	8	38/38	25/35	1 357

2-Pt. Conversions: Team 0/0, Opponents 1/2

PASSING

	Att	Cmp	Yds	Cmp%	Yds/Att	TD	TD%	Int	Int%	Long	Sack/Lost	Rating
J. Kolb	183	109	1169	59.6%	6.4	8	4.4%	3	1.6%	46t	27/159	86.1
J. Skelton	201	109	1132	54.2%	5.6	2	1.0%	9	4.5%	40	15/98	55.4
R. Lindley	171	89	752	52.0%	4.4	0	0.0%	7	4.1%	28	12/91	46.7
B. Hoyer	53	30	330	56.6%	6.2	1	1.9%	2	3.8%	53	4/30	65.8
Team	608	337	3383	55.4%	5.6	11	1.8%	21	3.5%	53	58/378	63.1
Opponents	497	270	3441	54.3%	6.9	20	4.0%	22	4.4%	80t	38/228	71.2

SACKS

D. Washington	9.0,	C. Campbell	6.5,
O. Schofield	4.0,	Q. Groves	4.0,
A. Wilson	3.0,	P. Lenon	2.0,
W. Gay	1.0,	N. Eason	1.0,
R. Talley	1.0,	Team	38.0,
Opponents	58.0		

RUSHING

	No.	Yds	Avg	Long	TD
Howling	110	356	3.2	52	4
Wells	88	234	2.7	31t	5
Powell	60	217	3.6	17	0
Williams	58	164	2.8	25	0
Kolb	16	100	6.3	22	1
Johnson	2	64	32.0	40	0
Roberts	4	29	7.3	15	0
Peterson	2	13	6.5	17	0
Doucet	2	9	4.5	6	0
Lindley	4	7	1.8	8	0
Hoyer	1	6	6.0	6	0
Skelton	4	5	1.3	2	0
Feely	1	0	0.0	0	0
Team	352	1204	3.4	52	10
Opponents	506	2192	4.3	46	12

RECEIVING

	No.	Yds	Avg	Long	TD
Fitzgerald	71	798	11.2	37t	4
Roberts	64	759	11.9	46t	5
Floyd	45	562	12.5	53	2
Housler	45	417	9.3	33	0
Doucet	28	207	7.4	18	0
Powell	19	132	6.9	25	0
King	17	129	7.6	27	0
Howling	17	106	6.2	24	0
Heap	8	94	11.8	28	0
Williams	7	44	6.3	12	0
Sherman	5	39	7.8	19	0
Peterson	3	11	3.7	7	0
Smith	2	21	10.5	13	0
Dray	2	15	7.5	12	0
Wells	1	24	24.0	24	0
Kelemete	1	10	10.0	10	0
Byrd	1	8	8.0	8	0
Mau'a	1	7	7.0	7	0
Team	337	3383	10.0	53	11
Opponents	270	3441	12.7	80t	20

INTERCEPTIONS

	No.	Yds	Avg	Long	TD
Peterson	7	64	9.1	31	0
Rhodes	4	39	9.8	30	0
Toler	2	102	51.0	102t	1
Johnson	2	87	43.5	53t	1
Gay	2	7	3.5	6	0
Acho	2	2	1.0	2	0
Washington	1	7	7.0	7	0
Lenon	1	0	0.0	0	0
Wilson	1	-2	-2.0	-2	0
Team	22	306	13.9	102t	2
Opponents	21	379	18.0	45	5

PUNT RETURNS

	Ret	FC	Yds	Avg	Long	TD
Peterson	51	14	426	8.4	26	0
Roberts	3	0	15	5.0	10	0
Team	54	14	441	8.2	26	0
Opponents	48	36	415	8.6	52	0

KICKOFF RETURNS

	No.	Yds	Avg	Long	TD
Powell	21	507	24.1	65	0
Howling	18	405	22.5	38	0
Doucet	1	18	18.0	18	0
Team	40	930	23.3	65	0
Opponents	32	846	26.4	83	0

PUNTING

	No	Yds	Avg	Net	TB	In	Lg	B
Zastudil	112	5209	46.5	41.4	8	46	70	0
Team	112	5209	46.5	41.4	8	46	70	0
Opponents	92	4166	44.8	39.2	4	30	68	1

FIELD GOALS

	1-19	20-29	30-39	40-49	50+
J. Feely	0/0	6/6	9/10	8/10	2/2
Team	0/0	6/6	9/10	8/10	2/2
Opponents	1/1	6/7	7/8	7/12	4/7

USUAL STARTING LINEUP

Offense	Defense
WR... Larry Fitzgerald	DE... Calais Campbell
LT... Nate Potter	NT... Dan Williams
LG... Daryn Colledge	OT... Darnell Dockett
C... Lyle Sendlein	ROLB... Sam Acho
RG... Adam Snyder	ILB... Paris Lenon
RT... Bobby Massie	ILB... Daryl Washington
TE... Jeff King	LOLB... O'Brien Schofield
WR... Andre Roberts	RCB... Patrick Peterson
QB... Kevin Kolb	LCB... William Gay
FB... Anthony Sherman	SS... Adrian Wilson
RB... Beanie Wells	FS... Kerry Rhodes

NOTES

After starting the season 4-0 for the first time since 1974, the Cardinals endured a nine-game winless streak and finished the season 5-11 ... the offense was derailed by mounting injuries, with 17 different players on that side of the ball combining to miss 103 total games (9 on injured reserve) ... In Week 4 vs. Miami, the Cardinals earned their 500th all-time regular season game, becoming the ninth team in NFL history to reach 500 victories ... the Cardinals posted the NFL's 5th ranked pass defense and finished second in the NFL with 22 INTs ... **Larry Fitzgerald** became the youngest player in NFL history to reach 700 career receptions (29 years, 23 days) ... earned his seventh trip to the Pro Bowl, the most by any offensive player in franchise history ... **Adrian Wilson** became just the sixth player in NFL history to record at least 25 sacks and 25 INTs in their career ... **Patrick Peterson** finished fourth in the NFL with seven INTs and was named to the 2013 NFC Pro Bowl squad at CB, his second career Pro Bowl berth ... **Daryl Washington** became the first Cardinals LB named to the Pro Bowl since Seth Joyner in 1994 after leading the team with 140 tackles ... his nine sacks were the most for an NFL ILB since Bart Scott posted 9.5 sacks in 2006 for the Ravens... **Dave Zastudil** established an NFL single-season record with 46 punts inside the 20-yard line in 2012 ... **Calais Campbell** posted his third straight season with at least 60 tackles and six sacks despite missing three games with a calf injury ... **Jay Feely** totaled 100 points for the season, his eighth career 1000-point campaign and fourth in the last five years ... for the seventh consecutive season, the team sold out every home game, bringing the streak to 73 consecutive sellouts dating back to 2006.

FINAL NFC WEST STANDINGS

Team	W	L	T	Pct.	Pts.	OP
San Francisco	11	4	1	.719	397	273
Seattle	11	5	0	.688	412	245
St. Louis	7	8	1	.469	299	348
Arizona	5	11	0	.313	250	357



2013 (10-6)

HEAD COACH BRUCE ARIANS

Sept. 8	at St. Louis	L 24-27	55,279
Sept. 15	Detroit	W 25-21	60,034
Sept. 22	at New Orleans	L 7-31	73,057
Sept. 29	at Tampa Bay	W 13-10	44,956
Oct. 6	Carolina	W 22-6	60,426
Oct. 13	at San Francisco	L 20-32	69,732
Oct. 17	Seattle	L 22-34	61,200
Oct. 27	Atlanta	W 27-13	60,671
Nov. 3	Open Date		
Nov. 10	Houston	W 27-24	60,845
Nov. 17	at Jacksonville	W 27-14	59,862
Nov. 24	Indianapolis	W 40-11	60,882
Dec. 1	at Philadelphia	L 21-24	69,144
Dec. 8	St. Louis	W 30-10	60,643
Dec. 15	at Tennessee	W 37-34 (OT)	69,143
Dec. 22	at Seattle	W 17-10	68,266
Dec. 29	San Francisco	L 20-23	63,570

Home 6-2 (488,271). Away 4-4 (509,439).
379-324

TEAM STATISTICS

	Cards	Opp.
Total First Downs.....	329	309
Rushing	84	68
Passing	205	208
Penalty	40	33
3rd Down: Made/Att9374/210	78/221	
3rd Down Pct.	35.2%	35.3%
4th Down: Made/Att	5/9	6/16
4th Down Pct.	55.6%	37.5%
Possession Avg.	30:51	29:09
Total Net Yards	5542	5079
Avg. Per Game	346.4	317.4
Total Plays	1037	1042
Avg. Per Play	5.3	4.9
Net Yards Rushing	1540	1351
Avg. Per Game	96.3	84.4
Total Rushes	422	370
Net Yards Passing	4002	3728
Avg. Per Game	250.1	233.0
Sacked/Yards Lost	41/289	47/337
Gross Yards	4291	4065
Att./Completions	574/363	625/367
Completion Pct.	63.2%	58.7%
Had Intercepted	22	20
Punts/Average.....	78/45.7	88/46.4
Net Punting Avg.....	40.1	42.3
Penalties/Yards.....	97/744	111/960
Fumbles/Ball Lost.....	29/9	20/10
Touchdowns	41	35
Rushing	12	5
Passing	24	29
Returns	5	1

SCORE BY PERIODS

	Q1	Q2	Q3	Q4	OT	Pts
Team	49	122	93	112	3	379
Opponents	94	89	41	100	0	324

SCORING

	TD	Ru	Pa	Rt	PAT	FG	2Pt	Pts
Feely	0	0	0	0	37/37	30/36	0	127
Fitzgerald	10	0	10	0	0/0	0/0	0	60
Mendenhall	8	8	0	0	0/0	0/0	1	50
Floyd	5	0	5	0	0/0	0/0	0	30
Ellington	4	3	1	0	0/0	0/0	0	24
Roberts	2	0	2	0	0/0	0/0	0	12
Dray	2	0	2	0	0/0	0/0	0	12
Dansby	2	0	0	2	0/0	0/0	0	12
Ballard	2	0	2	0	0/0	0/0	0	12
Smith	1	1	0	0	0/0	0/0	0	6
Shaughnessy	1	0	0	1	0/0	0/0	0	6
Cason	1	0	0	1	0/0	0/0	0	6
Williams	1	0	0	1	0/0	0/0	0	6
Housler	1	0	1	0	0/0	0/0	0	6
Brown	1	0	1	0	0/0	0/0	0	6
Campbell	0	0	0	0	0/0	0/0	0	2
Abraham	0	0	0	0	0/0	0/0	0	2
Team	41	12	24	5	37/37	30/36	1	379
Opponents	35	5	29	1	33/33	25/32	2	324

2-Pt. Conversions: Team 1/4, Opponents 2/2

PASSING

	Att	Cmp	Yds	Cmp%	Yds/Att	TD	TD%	Int	Int%	Long	Sack/Loss	Rating
C. Palmer	572	362	4274	63.3%	7.5	24	4.2%	22	3.8%	91t	41/289	83.9
P. Peterson	1	1	17	100.0%	17.0	0	0.0%	0	0.0%	17	0/0	118.8
L. Fitzgerald	1	0	0	0.0%	0.0	0	0.0%	0	0.0%	0	0/0	39.6
Team	574	363	4291	63.2%	7.5	24	4.2%	22	3.8%	91t	41/289	83.9
Opponents	625	367	4065	58.7%	6.5	29	4.6%	20	3.2%	72t	47/337	80.2

SACKS

Abraham 11.5, Campbell 9.0, Dansby 6.5, Dockett 4.5, Shaughnessy 3.0, Washington 3.0, Benard 2.5, Williams 1.0, Bell 1.0, Rucker 1.0, Mathieu 1.0, Moch 1.0, Acho 1.0, Arenas 1.0. **Team 47.0, Opponent 41.0**

RUSHING

	No.	Yds	Avg	Long	TD
Mendenhall	217	687	3.2	28	8
Ellington	118	652	5.5	80t	3
S. Taylor	36	115	3.2	15	0
Smith	18	54	3.0	21	1
Peterson	4	21	5.3	12	0
Fitzgerald	2	8	4.0	4	0
Palmer	27	3	0.1	10	0
Team	422	1540	3.6	80t	12
Opponents	370	1351	3.7	56	5

RECEIVING

	No.	Yds	Avg	Long	TD
Fitzgerald	82	954	11.6	75t	10
Floyd	65	1041	16.0	91t	5
Roberts	43	471	11.0	34t	2
Housler	39	454	11.6	31	1
Ellington	39	371	9.5	38	1
Dray	26	215	8.3	18	2
Mendenhall	18	134	7.4	24	0
Brown	11	140	12.7	32	1
Smith	10	68	6.8	10	0
S. Taylor	8	71	8.9	29	0
Ballard	7	75	10.7	29	2
Peterson	6	54	9.0	19	0
Golden	4	136	34.0	63	0
K. Taylor	3	40	13.3	17	0
Williams	1	51	51.0	51	0
Sperry	1	16	16.0	16	0
Team	363	4291	11.8	91t	24
Opponents	367	4065	11.1	72t	29

INTERCEPTIONS

	No.	Yds	Avg	Long	TD
Dansby	4	48	12.0	23t	0
Peterson	3	59	19.7	43	0
Johnson	3	35	11.7	18	1
Washington	2	49	24.5	41	1
Cason	2	36	18.0	20t	0
Mathieu	2	7	3.5	7	0
Bell	2	6	3.0	6	0
Powers	1	9	9.0	9	0
Williams	1	2	2.0	2t	0
Team	20	251	12.6	43	4
Opponents	22	399	18.1	66t	1

PUNT RETURNS

	Ret	FC	Yds	Avg	Long	TD
Peterson	33	22	198	6.0	22	0
Arenas	1	0	0	0.0	0	0
Mathieu	0	1	0	0.0	0	0
Team	34	23	198	5.8	22	0
Opponents	36	20	321	8.9	29	0

KICKOFF RETURNS

	No.	Yds	Avg	Long	TD
Arenas	23	493	21.4	46	0
Mathieu	2	8	4.0	13	0
Ellington	1	21	21.0	21	0
Peterson	1	18	18.0	18	0
Team	27	540	20.0	46	0
Opponents	54	1298	24.0	59	0

PUNTING

	No	Yds	Avg	Net	TB	In	Lg	B
Zastudil	78	3566	45.7	40.1	6	35	60	0
Team	78	3566	45.7	40.1	6	35	60	0
Opponents	88	4084	46.4	42.3	8	63	69	0

FIELD GOALS

	1-19	20-29	30-39	40-49	50+
J. Feely	0/0	9/11	7/81t	12/3/5	
Team	0/0	9/11	7/81t	12/3/5	
Opponents	0/0	8/10	6/6	7/10	4/6

USUAL STARTING LINEUP

Offense	Defense
WR... Larry Fitzgerald	DE... Calais Campbell
LT... Bradley Sowell	NT... Dan Williams
LG... Daryn Colledge	DT... Darnell Dockett
C... Lyle Sendlein	WLB... John Abraham
RG... Paul Fanaika	ILB... Carlos Dansby
RT... Eric Winston	ILB... Daryl Washington
WR... Michael Floyd	SLB... Matt Shaughnessy
TE... Jim Dray	RCB... Patrick Peterson
TE... Rob Housler	LCB... Jerrard Powers
QB... Carson Palmer	SS... Jeremiah Bell
RB... Rashard Mendenhall	FS... Tyrann Mathieu

NOTES

The Cardinals won 7 of their final 9 games to finish 10-6, the seventh 10-win season in franchise history and first since 2009 ... head coach **Bruce Arians** joined Norm Barry (11, 1925) as the only coaches in team history to win 10+ games in his first season with the team ... **Carson Palmer** became the first QB in NFL history to throw for 4,000+ yards with three different teams as he passed for a career-high 4,274 yards ... **Larry Fitzgerald** became the youngest player in NFL history to reach 11,000 career receiving yards (30 years, 85 days) and was selected to his eighth career Pro Bowl (seventh consecutive), tying Hall of Fame safety Larry Wilson for the most selections in team history ... **Michael Floyd** led the team with 1,041 receiving yards, becoming the 12th player in franchise history to record 1,000 receiving yards in a season ... **Andre Ellington** totaled 1,023 yards from scrimmage (652 rushing, 371 receiving) and led all NFL players (min. 100 attempts) with a 5.53 yards per carry average ... **Karlos Dansby** earned second-team All-Pro honors after leading the team with a career-high 135 tackles and four INTs ... **John Abraham** led the Cardinals with 11.5 sacks (franchise record for an LB) to move into ninth place in NFL history with 133.5 career sacks and was selected to his fifth career Pro Bowl ... **Patrick Peterson** was voted to his third straight Pro Bowl and named first-team All-Pro at CB ... **Calais Campbell** had a career-high 9.0 sacks and became the first Cardinal ever with 50+ tackles and 6.0+ sacks in five different seasons ... **Tyrann Mathieu** was NFL Defensive Rookie of the Month for October after totaling 21 tackles, two tackles for loss, a sack and an INT ... **Justin Bethel** earned first career Pro Bowl selection as special teamer after posting team-high 21 special teams tackles, two blocked FGs and a fumble recovery ... for the eighth consecutive season, the team sold out every home game, bringing the streak to 83 consecutive sellouts dating back to 2006 ... surpassed 5 million mark in total attendance at University of Phoenix stadium.

FINAL NFC WEST STANDINGS

Team	W	L	T	Pct.	Pts.	OP
Seattle	13	3	0	.813	417	231
San Francisco	12	4	0	.750	406	272
Arizona	10	6	0	.625	379	324
St. Louis	7	9	0	.438	348	364



2014 (11-5)

HEAD COACH BRUCE ARIANS

Sept. 8	San Diego	W	18-17	61,292
Sept. 14	at NY Giants	W	25-14	78,344
Sept. 21	San Francisco	W	23-14	61,572
Sept. 28	Open Date			
Oct. 5	at Denver	L	20-41	76,895
Oct. 12	Washington	W	30-20	61,139
Oct. 19	at Oakland	W	24-13	52,101
Oct. 26	Philadelphia	W	24-20	61,789
Nov. 2	at Dallas	W	28-17	65,688
Nov. 9	St. Louis	W	31-14	61,363
Nov. 16	Detroit	W	14-6	62,487
Nov. 23	at Seattle	L	3-19	68,327
Nov. 30	at Atlanta	L	18-29	69,557
Dec. 7	Kansas City	W	17-14	62,387
Dec. 11	at St. Louis	W	12-6	55,880
Dec. 21	Seattle	L	6-35	63,806
Dec. 28	at San Francisco	L	17-20	70,699

Home 7-1 (495,835). Away 4-4 (557,491).

NFC Wild Card Game

Jan. 3 at Carolina L 16-27 61,926

TEAM STATISTICS

	Cards	Opp.
Total First Downs.....	302	300
Rushing.....	67	77
Passing.....	191	195
Penalty.....	44	28
3rd Down: Made/Att.....	90/224	81/215
3rd Down Pct.....	40.2%	37.7%
4th Down: Made/Att.....	3/4	5/13
4th Down Pct.....	75.0%	38.5%
Possession Avg.....	29:48	30:12
Total Net Yards.....	5116	5891
Avg. Per Game.....	319.8	368.2
Total Plays.....	993	1010
Avg. Per Play.....	5.2	5.8
Net Yards Rushing.....	1308	1739
Avg. Per Game.....	81.8	108.7
Total Rushes.....	397	396
Net Yards Passing.....	3808	4152
Avg. Per Game.....	238.0	259.5
Sacked/Yards Lost.....	28/182	35/244
Gross Yards.....	3990	4396
Att/Completions.....	568/320	579/365
Completion Pct.....	56.3%	63.0%
Had Intercepted.....	12	18
Punts/Average.....	92/41.5	78/45.4
Net Punting Avg.....	37.1	39.8
Penalties/Yards.....	91/707	130/1192
Fumbles/Ball Lost.....	16/5	13/7
Touchdowns.....	32	32
Rushing.....	6	9
Passing.....	21	22
Returns.....	5	1

SCORE BY PERIODS

	Q1	Q2	Q3	Q4	OT	Pts
Team	57	96	55	102	0	310
Opponents	78	100	57	64	0	299

SCORING

	TD	R	Pa	Rt	PAT	F62Pt	Pts
Catanzaro	0	0	0	0	27/27	29/33	0 114
Floyd	6	0	6	0	0/0	0/0	0 36
Ellington	5	2	3	0	0/0	0/0	0 30
Jo. Brown	5	0	5	0	0/0	0/0	0 30
Taylor	4	1	3	0	0/0	0/0	1 26
Ja. Brown	2	0	2	0	0/0	0/0	0 12
Fitzgerald	2	0	2	0	0/0	0/0	0 12
Johnson	2	0	2	0	0/0	0/0	0 12
Carlson	1	0	1	0	0/0	0/0	1 8
Grice	1	1	0	0	0/0	0/0	0 6
Dwyer	1	1	0	0	0/0	0/0	0 6
Peterson	1	0	0	1	0/0	0/0	0 6
Cromartie	1	0	0	1	0/0	0/0	0 6
Ginn	1	0	0	0	0/0	0/0	0 6
Team	32	6	21	5	27/27	29/33	2 310
Opponents	32	9	22	1	32/32	25/32	0 299

2-Pt. Conversions: Team 2/5, Opponents 0/0

PASSING

	Att	Cmp	Yds	Cmp%	Yds/Att	TD	TD%
D.Stanton	240	132	1711	55.0%	7.1	7	2.9%
C.Palmer	224	141	1626	62.9%	7.3	11	4.9%
R.Lindley	93	45	562	48.4%	6.0	2	2.2%
L.Thomas	9	1	81	11.1%	9.0	1	11.1%
T.Ginn	1	1	10	100.0%	10.0	0	0.0%
M.Grice	1	0	0	0.0%	0.0	0	0.0%
Team	568	320	3990	56.3%	7.0	21	3.7%
Opponents	579	365	4396	63.0%	7.6	22	3.8%

SACKS

Okafor 8.0, Campbell 7.0, Rucker 5.0, Bucannon 2.0, Foote 2.0, Acho 1.0, Benard 1.0, Jefferson 1.0, Johnson 1.0, D.Williams 1.0, Martin 1.0, Powers 1.0, Kelly 1.0, Alexander 1.0, Minter 1.0, P.Peterson 1.0.

Team 35.0, Opponent 28.0

RUSHING

	No.	Yds	Avg	Long	TD
Ellington	201	660	3.3	22	3
K. Williams	53	246	4.6	19	0
Taylor	63	208	3.3	21	1
Stanton	25	63	2.5	13	0
Dwyer	16	51	3.2	20	1
Grice	15	41	2.7	8	1
Palmer	8	25	3.1	12	0
Hughes	7	11	1.6	5	0
Ginn	3	6	2.0	4	0
Floyd	1	2	2.0	2	0
Housler	1	1	1.0	1	0
Team	397	1308	3.3	22	6
Opponents	396	1739	4.4	79t	9

RECEIVING

	No.	Yds	Avg	Long	TD
Fitzgerald	63	784	12.4	80t	2
Jo. Brown	48	696	14.5	75t	5
Floyd	47	841	17.9	63	6
Ellington	46	395	8.6	81t	2
Carlson	33	350	10.6	32	1
Ja. Brown	22	229	10.4	26t	2
Ginn	14	190	13.6	27	0
Taylor	11	79	7.2	18	3
Housler	9	129	14.3	27	0
Hughes	8	140	17.5	49	0
Grice	7	29	4.1	15	0
Fells	5	71	14.2	24	0
Niklas	3	38	12.7	17	0
K.Williams	2	11	5.5	6	0
Dwyer	2	8	4.0	5	0
Team	320	3990	12.5	81t	21
Opponents	365	4396	12.0	86t	22

INTERCEPTIONS

	No.	Yds	Avg	Long	TD
Johnson	4	146	36.5	88t	2
Cromartie	3	65	21.7	40	0
Peterson	3	30	10.0	30t	1
Powers	3	19	6.3	12	0
Okafor	1	26	26.0	26	0
Campbell	1	23	23.0	23	0
Mathieu	1	9	9.0	9	0
Acho	1	3	3.0	3	0
Foote	1	0	0.0	0	0
Team	18	321	17.8	88t	3
Opponents	12	272	22.7	58t	1

PUNT RETURNS

	Ret	FC	Yds	Avg	Long	TD
Ginn	26	24	277	10.7	71t	1
Team	26	24	277	10.7	71t	1
Opponents	32	37	284	8.9	68	0

KICKOFF RETURNS

	No.	Yds	Avg	Long	TD
Ginn	22	417	19.0	43	0
Team	22	417	19.0	43	0
Opponents	37	967	26.1	39	0

PUNTING

	No	Yds	Avg	Net	TB	In	Lg	B
Butler	79	3328	42.1	36.8	5	34	67	2
Zastudil	11	487	44.3	39.0	1	1	53	0
Team	92	3815	41.5	37.1	6	35	67	2
Opponents	78	3544	45.4	39.8	8	29	62	0

FIELD GOALS

	1-19	20-29	30-39	40-49	50+
Catanzaro	0/0	5/5	12/14	10/11	2/3
Team	0/0	5/5	12/14	10/11	2/3
Opponents	1/1	10/10	3/4	5/8	6/9

USUAL STARTING LINEUP

Offense	Defense
WR... Larry Fitzgerald	DE... Calais Campbell
LT... Jared Veldheer	NT... Dan Williams
LG... Ted Larsen	DT... Tommy Kelly
C... Lyle Sndlelin	WLB... Matt Shaughnessy
RG... Paul Fanaika	ILB... Larry Foote
RT... Bobby Massie	OLB... Kevin Minter
WR... Michael Floyd	SLB... Alex Okafor
TE... John Carlson	RCB... Antonio Cromartie
QB... Rob Housler	LB... Patrick Peterson
QB... Carson Palmer	SS... Tony Jefferson
RB... Andre Ellington	FS... Rashad Johnson

NOTES

The Cardinals posted an 11-5 record, tying the franchise record for wins in a season (1975, '49 and '25) ... earned ninth playoff berth in team history and third in seven seasons ... finished 7-1 at home, the most home wins in a single season since 1925 (11) ... nine come-from-behind wins were the most in a single season in franchise history ... had 21 different players miss a combined 109 games due to injury ... head coach **Bruce Arians** was named AP Coach of the Year for the second time in three years (Colts, 2012) and his 21 wins are the most in franchise history for a coach in his first 32 games with the team ... GM **Steve Keim** was named the Sporting News Executive of the Year after putting together a roster that tied the franchise record for wins in a season (11) ... **Larry Fitzgerald** became the youngest player in NFL history to reach 900 career receptions (31 years, 102 days) ... **Carson Palmer** won all six of his starts before suffering a season-ending knee injury ... **Drew Stanton** posted a 5-3 record as a starter in place of the injured Palmer, including 3-0 at home ... **Michael Floyd** had a career-high six TD catches and ranked second in the NFL at 17.9 yards per catch ... **Andre Ellington** totaled 1,055 yards in 2014 (660 rushing, 395 receiving) despite missing the last four games with an injury ... **Calais Campbell** earned his first career Pro Bowl selection and was second-team All-Pro after totaling 59 tackles and 7.0 sacks ... **Patrick Peterson** was voted to his fourth straight Pro Bowl and fellow CB **Antonio Cromartie** also earned Pro Bowl honors ... **Rashad Johnson** led the team with four INTs and had a career-high 92 tackles ... **Justin Bethel** was selected to his second straight Pro Bowl as a special teamer ... rookie **Chandler Catanzaro** tied the NFL record for most consecutive FGs made to begin a career (17) ... for the ninth consecutive season, the team sold out every home game, bringing the streak to 93 consecutive sellouts dating back to the opening of University of Phoenix Stadium in 2006.

FINAL NFC WEST STANDINGS

Team	W	L	T	Pct.	Pts.	OP
Seattle	12	4	0	.750	394	254
Arizona	11	5	0	.688	310	299
San Francisco	8	8	0	.500	306	340
St. Louis	6	10	0	.375	234	354



2015 (13-3)

HEAD COACH BRUCE ARIANS

Sept. 13	New Orleans	W	31-19	62,903
Sept. 20	at Chicago	W	48-23	62,351
Sept. 27	San Francisco	W	47-7	63,663
Oct. 4	St. Louis	L	22-24	63,146
Oct. 11	at Detroit	W	42-17	60,816
Oct. 18	at Pittsburgh	L	13-25	63,846
Oct. 26	Baltimore	W	26-18	64,722
Nov. 1	at Cleveland	W	34-20	67,431
Nov. 8	Open Date			
Nov. 15	at Seattle	W	39-32	69,005
Nov. 22	Cincinnati	W	34-31	64,745
Nov. 29	at San Francisco	W	19-13	70,799
Dec. 6	at St. Louis	W	27-3	51,115
Dec. 10	Minnesota	W	23-20	64,784
Dec. 20	at Philadelphia	W	40-17	69,569
Dec. 27	Green Bay	W	38-8	64,878
Jan. 3	Seattle	L	6-36	64,546

Home 6-2 (513,487). Away 7-1 (514,959).

NFC Divisional Playoff Game

Jan. 16 vs. Green Bay W 26-20 (OT) 65,089

NFL Championship Game

Jan. 24 at Carolina L 15-49 74,294

TEAM STATISTICS

	Cards	Opp.
Total First Downs.....	373	284
Rushing	92	79
Passing	237	177
Penalty	44	28
3rd Down: Made/Att	93/198	75/210
3rd Down Pct.	47.0%	35.7%
4th Down: Made/Att	4/9	8/17
4th Down Pct.	44.4%	47.1%
Possession Avg.....	32:04	27:56
Total Net Yards.....	6533	5147
Avg. Per Game	408.3	321.7
Total Plays	1041	982
Avg. Per Play	6.3	5.2
Net Yards Rushing.....	1917	1460
Avg. Per Game	119.8	91.3
Total Rushes	452	373
Net Yards Passing.....	4616	3687
Avg. Per Game	288.5	230.4
Sacked/Yards Lost	27/159	36/270
Gross Yards	4775	3957
Att./Completions	562/353	573/343
Completion Pct.	62.8%	59.9%
Had Intercepted	13	19
Punts/Average.....	61/42.2	78/46.9
Net Punting Avg.....	35.4	42.5
Penalties/Yards.....	94/758	130/1202
Fumbles/Ball Lost.....	23/11	31/14
Touchdowns.....	58	34
Rushing	16	9
Passing	35	24
Returns	7	1

SCORE BY PERIODS

	Q1	Q2	Q3	Q4	OT	Pts
Team	86	153	142	108	0	489
Opponents	61	100	62	90	0	313

SCORING

	TD	Ru	Pa	Rt	PAT	FG	2Pt	Pts
C.Catanzaro	0	0	0	0	53/58	28/31	0	137
D.Johnson	13	8	4	1	0/0	0/0	0	78
L.Fitzgerald	9	0	9	0	0/0	0/0	0	54
J.Brown	7	0	7	0	0/0	0/0	0	42
M.Floyd	6	0	6	0	0/0	0/0	0	36
D.Fells	3	0	3	0	0/0	0/0	0	18
A.Ellington	3	3	0	0	0/0	0/0	0	18
C.Johnson	3	3	0	0	0/0	0/0	0	18
T.Niklas	2	0	2	0	0/0	0/0	0	12
J.Nelson	2	0	2	0	0/0	0/0	0	12
T.Mathieu	1	0	0	1	0/0	0/0	0	6
D.Bucannon	1	0	0	1	0/0	0/0	0	6
K.Williams	1	1	0	0	0/0	0/0	0	6
T.Jefferson	1	0	0	1	0/0	0/0	0	6
Ja.Brown	1	0	1	0	0/0	0/0	0	6
J.Powes	1	0	0	1	0/0	0/0	0	6
J.Gresham	1	0	1	0	0/0	0/0	0	6
J.Bethel	1	0	0	1	0/0	0/0	0	6

PASSING

	Att	Cmp	Yds	Cmp%	Yds/Att	TD	TD%	Int	Int%	Long	Sack/Lost	Rating
C.Palmer	537	342	4671	63.7%	8.7	35	6.5%	11	2.0%	68	25/151	104.6
D.Stanton	25	11	104	44.0%	4.2	0	0.0%	2	8.0%	21	2/8	22.8
Team	562	353	4775	62.8%	8.5	35	6.2%	13	2.3%	68	27/159	101.0
Opponents	573	343	3957	59.9%	6.9	24	4.2%	19	3.3%	88t	36/270	80.9

C.Palmer	1	1	0	0	0/0	0/0	0	6
C.Redding	1	0	0	1	0/0	0/0	0	6
F.Rucker	0	0	0	0	0/0	0/0	0	2
K.Minter	0	0	0	0	0/0	0/0	0	2
Team	58	16	35	7	53/58	28/31	0	489
Opponents	34	9	24	1	27/29	26/27	2	313

2-PT. Conversions: Team 0/0, Opponents: 2/5

SACKS

D.Freeney	8.0	C.Campbell	5.0	M.Golden	4.0
F.Rucker	3.0	D.Bucannon	3.0	T.Jefferson	2.0
A.Okafor	2.0	K.Martin	1.5	R.Gunter	1.0
T.Mathieu	1.0	L.Woodley	1.0	J.Mauro	1.0
E.Stinson	1.0	J.Powes	1.0	K.Minter	0.5
Team	35.0	Opponents	27.0		

RUSHING

	No.	Yds	Avg	Long	TD
C.Johnson	196	814	4.2	62	3
D.Johnson	125	581	4.6	47t	8
A.Ellington	45	289	6.4	63t	3
K.Williams	27	142	5.3	35t	1
S.Taylor	17	58	3.4	16	0
C.Palmer	25	24	1.0	12	1
J.Brown	3	22	7.3	13	0
J.Nelson	1	0	0.0	0	0
D.Stanton	13	-13	-1.0	-1	0
Team	452	1917	4.2	63t	16
Opponents	373	1460	3.9	52	9

RECEIVING

	No.	Yds	Avg	Long	TD
L.Fitzgerald	109	1215	11.1	44	9
J.Brown	65	1003	15.4	68	7
M.Floyd	52	849	16.3	60t	6
D.Johnson	36	457	12.7	55t	4
D.Fells	21	311	14.8	48	3
J.Gresham	18	223	12.4	22	1
A.Ellington	15	148	9.9	32	0
J.Nelson	11	299	27.2	64t	2
Ja.Brown	11	144	13.1	39	1
C.Johnson	6	58	9.7	40	0
T.Niklas	4	33	8.3	13	2
K.Williams	2	16	8.0	12	0
M.Iupati	1	10	10.0	10	0
B.Golden	1	5	5.0	5	0
S.Taylor	1	4	4.0	4	0
Team	353	4775	13.5	68	35
Opponents	343	3957	11.5	88t	24

INTERCEPTIONS

	No.	Yds	Avg	Long	TD
T.Mathieu	5	92	18.4	33t	1
R.Johnson	5	14	2.8	11	0
P.Peterson	2	41	20.5	40	0
T.Jefferson	2	26	13.0	26t	1
J.Bethel	2	21	10.5	21t	1
D.Bucannon	1	39	39.0	39t	1
C.Redding	1	30	30.0	30	0
J.Powes	1	0	0.0	0	0
Team	19	263	13.8	40	4
Opponents	13	87	6.7	40	0

PUNT RETURNS

	Ret	FC	Yds	Avg	Long	TD
P.Peterson	32	17	260	8.1	38	0
J.Nelson	4	4	13	3.3	11	0
B.Golden	3	1	16	5.3	10	0
Team	39	22	289	7.4	38	0
Opponents	25	19	295	11.8	66	0

KICKOFF RETURNS

	No.	Yds	Avg	Long	TD
D.Johnson	22	598	27.2	108t	1
K.Williams	8	126	15.8	24	0
P.Peterson	2	46	23.0	24	0
Team	32	770	24.1	108t	1
Opponents	49	1191	24.3	58	0

PUNTING

	No	Yds	Avg	Net	TB	In	Lg	B
D.Butler	60	2575	42.9	35.4	6	22	58	1
Team	61	2575	42.2	35.4	6	22	58	1
Opponents	78	3661	46.9	42.5	3	31	79	0

FIELD GOALS

	1-19	20-29	30-39	40-49	50+
Catanzaro	1/1	12/12	9/9	6/7	0/2
Team	1/1	12/12	9/9	6/7	0/2
Opponents	0/0	3/3	8/8	9/10	6/6

USUAL STARTING LINEUP

Offense

WR	...	Larry Fitzgerald
LT	...	Jared Veldheer
LG	...	Mike Iupati
...	...	Lyle Sendien
RG	...	Ted Larsen
RT	...	Bobby Massie
WR	...	John Brown
TE	...	Darren Fells
TE	...	Jermaine Gresham
QB	...	Carlson Palmer
RB	...	C.Johnson/D.Johnson

Defense

DT	...	Calais Campbell
DT	...	Rodney Gunter
DT	...	Frostee Rucker
SAM	...	Markus Golden
ILB	...	Deone Bucannon
ILB	...	Kevin Minter
WILL	...	Alex Okafor
CB	...	Patrick Peterson
CB	...	Jeraud Powers
FS	...	Rashad Johnson
SS	...	Tyrann Mathieu

NOTES

The Cardinals posted a 13-3 record, setting a new franchise record for wins in a season ... earned first postseason bye in team history and made second ever NFC Championship Game appearance ... marked 10th playoff berth in team history and fourth in the last eight seasons ... established franchise single-season records for points (489), TDs (59), TD passes (35), total net yards (6,533) and first downs (373) ... had the #1 offense in the NFL for the first time in franchise history and finished season ranked #5 on defense, marking the first time since 1963 the Cardinals ranked in the top five of both categories in a season ... established franchise records for road wins (7) and points on the road (262) ... had 19 different players score at least one TD, which set a franchise record and led the NFL ... tied franchise record with seven players selected to the Pro Bowl ... head coach **Bruce Arians** improved record to 34-14 in three years with Arizona, and his 34 wins ranks sixth in franchise history ... **Carlson Palmer** established franchise single-season records with 4,671 passing yards, 35 TD passes and a 104.6 passer rating and was named second-team All-Pro while earning third career Pro Bowl honor ... **Larry Fitzgerald** earned ninth career Pro Bowl selection after catching franchise single-season record 109 passes and became the youngest player in NFL history to reach 1,000 career receptions (32 years, 97 days) ... **John Brown** totaled 1,003 yards receiving, giving the Cardinals multiple 1,000-yard receivers for just the fifth time in team history ... **David Johnson** totaled 1,636 all-purpose yards and set a franchise rookie record with 13 TDs (eight rushing, four receiving and one KO return) ... **Mike Iupati** was named second-team All-Pro and chosen to fourth straight Pro Bowl in his debut season with the Cardinals ... **Calais Campbell** earned second consecutive Pro Bowl selection and moved into fourth on franchise all-time sacks list with 48.5 ... **Patrick Peterson** was voted to his fifth straight Pro Bowl and named first-team All-Pro for the third time (second as a CB) ... **Tyrann Mathieu** was the NFC Defensive Player of the Month for November and joined Peterson in earning first-team All-Pro honors while being chosen for his first career Pro Bowl ... **Deone Bucannon** started every game at dollar linebacker and led the team with 127 tackles ... **Dwight Freeney** had a team-high 8.0 sacks despite not signing with the team until Week 6 ... **Justin Bethel** was selected to his third straight Pro Bowl as a special teamer after leading the team with 34 special teams tackles ... **Chandler Catanzaro** ranked third in the NFL with 137 points, the second-highest total in franchise history ... for the 10th consecutive season, the team sold out every home game, bringing the streak to 104 consecutive sellouts dating back to 2006.

FINAL NFC WEST

STANDINGS

Team	W	L	T	Pct.	Pts.	OP
Arizona	13	3	0	.813	489	313
Seattle	10	6	0	.625	423	277
St. Louis	7	9	0	.438	280	330
San Francisco	5	11	0	.313	238	387



2016 (7-8-1)

HEAD COACH BRUCE ARIANS

Sept. 11	New England	L	21-23	64,864
Sept. 18	Tampa Bay	W	40-7	64,230
Sept. 25	at Buffalo	L	18-33	68,647
Oct. 2	Los Angeles	L	13-17	64,622
Oct. 6	at San Francisco	W	33-21	70,178
Oct. 17	NY Jets	W	28-3	64,709
Oct. 23	Seattle	T	6-6 (OT)	65,089
Oct. 30	at Carolina	L	20-30	74,088
Nov. 6	Open Date			
Nov. 13	San Francisco	W	23-20	65,127
Nov. 20	at Minnesota	L	24-30	66,808
Nov. 27	at Atlanta	L	19-38	69,233
Dec. 4	Washington	W	31-23	64,939
Dec. 11	at Miami	L	23-26	65,750
Dec. 18	New Orleans	L	41-48	65,072
Dec. 24	at Seattle	W	34-31	69,050
Jan. 1	at Los Angeles	W	44-6	80,279

418-362

Home 4-3-1 (518,652). Away 3-5 (564,033).

TEAM STATISTICS

	Cards	Opp.
Total First Downs.....	368	293
Rushing	97	90
Passing	229	175
Penalty	42	28
3rd Down: Made/Att	87/214	85/219
3rd Down Pct.	40.7%	38.8%
4th Down: Made/Att	5/10	7/15
4th Down Pct.	50.0%	46.7%
Possession Avg.....	30:25	29:35
Total Net Yards.....	5868	4883
Avg. Per Game	366.8	305.2
Total Plays	1086	1019
Avg. Per Play	5.4	4.8
Net Yards Rushing.....	1732	1518
Avg. Per Game	108.3	94.9
Total Rushes	399	424
Net Yards Passing.....	4136	3365
Avg. Per Game	258.5	210.3
Sacked/Yards Lost	41/289	48/374
Good Yards	4425	3739
Attempts/Completions	646/383	547/344
Completion Pct.	59.3%	62.9%
Had Intercepted	17	14
Punts/Average.....	80/40.9	80/45.4
Net Punting Avg.....	36.5	42.0
Penalties/Yards.....	104/889	123/1010
Fumbles/Ball Lost.....	27/11	30/14
Touchdowns.....	51	41
Rushing	20	16
Passing	28	21
Returns	3	4

SCORE BY PERIODS

	Q1	Q2	Q3	Q4	OT	Pts
Team	58	140	81	136	3	418
Opponents	72	99	91	97	3	362

SCORING

	TD	Ru	Pa	Rt	PAT	FG	2Pt	Pts
D.Johnson	20	16	4	0	0/0	0/0	1	122
C.Catanzaro	0	0	0	0	43/47	21/28	0	106
J.Nelson	7	1	6	0	0/0	0/0	0	42
L.Fitzgerald	6	0	6	0	0/0	0/0	0	36
M.Floyd	4	0	4	0	0/0	0/0	0	24
K.Williams	2	2	0	0	0/0	0/0	0	12
J.Brown	2	0	2	0	0/0	0/0	0	12
J.Gresham	2	0	2	0	0/0	0/0	0	12
C.Campbell	1	0	0	1	0/0	0/0	0	8
C.Johnson	1	1	0	0	0/0	0/0	0	6
J.Ross	1	0	1	0	0/0	0/0	0	6
B.Golden	1	0	1	0	0/0	0/0	0	6
J.Bethel	1	0	0	1	0/0	0/0	0	6
M.Cooper	1	0	0	1	0/0	0/0	0	6
Ja.Brown	1	0	1	0	0/0	0/0	0	6
D.Fells	1	0	1	0	0/0	0/0	0	6
C.Peters	0	0	0	0	0/0	0/0	0	2
Team	51	20	28	3	43/47	21/28	1	418
Opponents	41	16	21	4	37/40	25/28	1	362

2-Pt. Conversions: Team 1/4, Opponents: 1/1

PASSING

	Att	Cmp	Yds	Cmp%	Yds/Att	TD	TD%
C.Palmer	597	364	4233	61.0%	7.1	26	4.4%
D.Stanton	48	19	192	39.6%	4.0	2	4.2%
L.Fitzgerald	1	0	0	0.0%	0.0	0	0.0%
Team	646	383	4425	59.3%	6.8	28	4.3%
Opponents	547	344	3739	62.9%	6.8	21	3.8%

SACKS

M.Golden 12.5, C.Jones 11.0, C.Campbell 8.0, A.Okafor 3.5, K.Minter 3.5, T.Jefferson 2.0, D.Swearinger 2.0, R.Gunter 1.5, T.Mathieu 1.0, K.Martin 1.0 Team: 46.0, Opponents: 40.0

RUSHING

	No.	Yds	Avg	Long	TD
D.Johnson	293	1239	4.2	58t	16
K.Williams	18	157	8.7	49t	2
A.Ellington	34	96	2.8	13	0
J.Nelson	25	95	3.8	18	1
C.Johnson	4	83	20.8	56t	1
C.Palmer	14	38	2.7	16	0
S.Taylor	4	12	3.0	12	0
J.Brown	1	10	10.0	10	0
L.Fitzgerald	2	5	2.5	4	0
D.Butler	1	0	0.0	0	0
D.Stanton	3	-3	-1.0	-1	0
Team	399	1732	4.3	58t	20
Opponents	424	1518	3.6	49	16

RECEIVING

	No.	Yds	Avg	Long	TD
L.Fitzgerald	107	1023	9.6	32	6
D.Johnson	80	879	11.0	58	4
J.Brown	39	517	13.3	30t	2
J.Gresham	37	391	10.6	34	2
J.Nelson	34	568	16.7	80t	6
M.Floyd	33	446	13.5	39	4
D.Fells	14	154	11.0	37t	1
A.Ellington	12	85	7.1	16	0
Ja.Brown	11	187	17.0	51t	1
B.Golden	8	82	10.3	22	1
J.Ross	4	37	9.3	15	1
I.Momah	2	50	25.0	27	0
K.Williams	1	6	6.0	6	0
N.Niklas	1	0	0.0	0	0
H.Valles	0	0	0.0	0	0
C.Johnson	0	0	0.0	0	0
Team	383	4425	11.6	80t	28
Opponents	344	3739	10.9	71	21

INTERCEPTIONS

	No.	Yds	Avg	Long	TD
M.Cooper	4	95	23.8	60t	1
P.Peterson	3	27	9.0	25	0
D.Swearinger	3	13	4.3	12	0
J.Bethel	1	66	66.0	66t	1
H.Miller	1	52	52.0	52	0
T.Mathieu	1	9	9.0	5	0
C.Campbell	1	1	1.0	1	0
Team	14	263	18.8	66t	2
Opponents	17	226	13.3	100t	1

PUNT RETURNS

	Ret	FC	Yds	Avg	Long	TD
J.Brown	17	11	119	7.0	32	0
P.Peterson	13	12	81	6.2	17	0
B.Golden	7	0	30	4.3	8	0
C.Jones	1	0	0	0.0	0	0
J.Ross	0	1	0	0.0	0	0
Team	38	24	230	6.1	32	0
Opponents	33	29	310	9.4	47	0

KICKOFF RETURNS

	No.	Yds	Avg	Long	TD
B.Golden	11	266	24.2	49	0
A.Ellington	10	163	16.3	25	0
J.Nelson	2	53	26.5	39	0
J.Brown	1	51	51.0	51	0
P.Peterson	1	11	11.0	11	0
Team	25	544	21.8	51	0
Opponents	29	671	23.1	104t	1

PUNTING

	No	Yds	Avg	Net	TB	In	Lg	B
R.Quigley	34	1416	41.6	37.2	2	13	55	1
D.Butler	32	1350	42.2	35.6	0	10	62	0
M.Wiele	10	437	43.7	37.5	0	2	59	1
C.Catanzaro	2	66	33.0	33.0	0	0	47	0
Team	80	3269	40.9	36.5	2	25	62	2
Opponents	80	3633	45.4	42.0	2	23	73	0

FIELD GOALS

	1-19	20-29	30-39	40-49	50+
C.Catanzaro	1/1	5/6	6/7	6/8	3/6
Team	1/1	5/6	6/7	6/8	3/6
Opponents	1/1	6/7	7/7	7/9	4/4

USUAL STARTING LINEUP

Offense	Defense
WR... Larry Fitzgerald	DT... Calais Campbell
LT... Jared Veldheer	NT... Corey Peters
LG... Mike Iupati	OT... Josh Mauro
C... A.Q. Shipley	SAM... Chandler Jones
RG... Earl Watford	SLB... Deone Bucannon
RT... D.J. Humphries	ILB... Kevin Minter
WR... John Brown	DB... D.J. Swearinger
TE... J.J. Nelson	CB... Patrick Peterson
WR... Jermaine Gresham	CB... Marcus Cooper
QB... Carson Palmer	SS... Tony Jefferson
RB... David Johnson	FS... Tyrann Mathieu

NOTES

The Cardinals finished 7-8-1, second in the NFC West ... had the #2 ranked defense and #9 ranked offense in the NFL, marking the second consecutive season ranking in the top 10 on both sides of the ball ... led the NFL with 48 sacks, the second time in franchise history the team lead the NFL in sacks ... finished the season with 418 points, the fourth-best total in franchise history ... went 4-1-1 against the NFC West, including 3-0 on the road for the second straight season ... head coach **Bruce Arians** moved up to third on franchise all-time wins list with 41 ... **David Johnson** earned first-team All-Pro and Pro Bowl honors after leading the NFL and establishing new franchise records with 2,118 scrimmage yards (1,239 rushing, 879 receiving) and 20 total TDs ... Johnson also became the first player in NFL history with 100+ scrimmage in each of the first 15 games of a season ... **Larry Fitzgerald** earned 10th career Pro Bowl selection after leading the NFL with 107 receptions ... Fitzgerald moved into third on NFL's all-time receptions with 1,125 and surpassed 200 career games played and 100 career TD receptions ... **Carson Palmer** threw for 4,233 yards and 26 TDs, marking his third 4,000-yard season with the Cardinals and joining Kurt Warner (3 times, 2007-09) as only QBs in franchise history with 25+ TD passes in multiple seasons ... **J.J. Nelson** set career highs with 34 receptions for 568 yards and seven total TDs, with all seven TDs coming in the final nine games of the season ... **Patrick Peterson** was selected to his sixth consecutive Pro Bowl (fifth at CB), joining Hall of Famers Jim Brown, Barry Sanders and Emmitt Smith as only players in NFL history with six Pro Bowls before their 27th birthday ... **Markus Golden** led the team with 12.5 sacks and 16 tackles for loss; his 12.5 sacks ranked third in the NFL and marked the highest total by a linebacker in franchise history ... **Chandler Jones** recorded 11.0 sacks in his first season in Arizona, giving the Cardinals multiple players with double-digit sacks in a season for just the third time (1983, 1984) ... **Calais Campbell** was second-team All-Pro and moved into second on the franchise's all-time sacks list with 56.5 after recording 8.0 on the year, his seventh season with six or more sacks ... **Tony Jefferson** established career highs with 92 tackles and 13 tackles for loss, which led all NFL defensive backs ... **Deone Bucannon** led the team with 100 tackles despite missing the last three games after being placed on IR with an ankle injury ... for the 11th consecutive season, the team sold out every home game, bringing the streak to 114 consecutive sellouts dating back to 2006.

FINAL NFC WEST STANDINGS

Team	W	L	T	Pct.	Pts.	OP
Seattle	10	5	1	.656	354	292
Arizona	7	8	1	.469	418	362
Los Angeles	4	12	0	.250	224	394
San Francisco	2	14	0	.125	309	480



PRESEASON RESULTS

1946 (2-0)

Sept. 8	At Newark Bears	W	48-6	10,800
Sept. 13	Greensboro Generals	W	47-0	5,000

1947 (3-0)

Sept. 5	Philadelphia (At Buffalo, N.Y.)	W	38-21	16,282
Sept. 10	N.Y. Giants	W	52-21	39,850
Sept. 19	Boston Yanks (At Dallas, Tex.)	W	7-3	16,000

1948 (4-0)

Aug. 20	College All-Stars (At Chicago-Soldier Field)	W	28-0	101,220
Sept. 6	Washington (At Denver, Colo.)	W	46-20	17,782
Sept. 10	At Philadelphia	W	23-9	65,000
Sept. 19	Pittsburgh (At Chicago-Wrigley Field)	W	35-14	16,834

1949 (4-1)

Aug. 29	Philadelphia	L	14-51	36,236
Sept. 2	N.Y. Bulldogs (At Allentown, Pa.)	W	24-21	8,316
Sept. 10	Washington (At Birmingham, Ala.)	W	24-10	25,000
Sept. 14	At Pittsburgh	W	30-7	17,983
Sept. 18	Wilkes-Barre Barons (At Pittston, Pa.)	W	49-6	3,519

1950 (1-5)

Aug. 16	At Green Bay	L	14-17	20,136
Aug. 19	N.Y. Yanks (At Des Moines, Ia.)	L	10-23	12,000
Aug. 23	At L.A. Rams	L	31-34	16,919
Aug. 26	Washington (At Denver, Colo.)	L	7-31	17,302
Sept. 1	San Francisco	W	28-21	29,207
Sept. 9	Detroit (Birmingham, Ala.)	L	16-24	15,000

1951 (2-3)

Aug. 25	At Green Bay	L	14-17	16,168
Aug. 31	N.Y. Yanks	W	28-7	20,165
Sept. 8	L.A. Rams (At Salt Lake City, Utah)	W	36-21	18,000
Sept. 15	Detroit (At San Antonio, Tex.)	L	7-21	19,510
Sept. 23	San Francisco (At Omaha, Neb.)	L	17-37	10,000

1952 (3-3)

Aug. 18	Detroit (At Amarillo, Tex.)	L	13-28	10,500
Aug. 24	At San Francisco	L	14-38	34,109
Aug. 30	L.A. Rams (At Portland, Ore.)	L	14-24	30,000
Sept. 7	Green Bay	W	38-7	15,497
Sept. 13	Camp Polk (At Camp Polk, La.)	W	66-7	6,000
Sept. 20	Dallas Texans (At Houston, Tex.)	W	10-0	12,500

1953 (2-2-1)

Aug. 22	Baltimore Colts (At Lubbock, Tex.)	L	7-10	3,000
Aug. 29	Green Bay (At Spokane, Wash.)	W	13-7	17,000
Sept. 7	L.A. Rams (At Portland, Ore.)	W	23-10	26,210
Sept. 13	At San Francisco	T	14-14	22,736
Sept. 20	At Chicago Bears	L	13-14	25,840

1954 (2-5)

Aug. 14	Green Bay (At Minneapolis, Minn.)	W	27-10	21,000
Aug. 18	Chicago Bears (At Chattanooga, Tenn.)	W	19-0	12,000
Aug. 21	N.Y. Giants (At Spokane, Wash.)	L	0-30	10,000
Aug. 29	At San Francisco	L	7-42	24,559
Sept. 4	L.A. Rams (At Portland, Ore.)	L	17-51	19,295
Sept. 11	Philadelphia (At St. Louis, Mo.)	L	0-30	10,000
Sept. 15	Baltimore Colts	L	2-20	18,581

1955 (1-4)

Aug. 20	Chicago Bears (At Jacksonville, Fla.)	W	21-6	24,000
Aug. 28	Detroit	L	16-17	12,621
Sept. 4	At San Francisco	L	7-43	33,579

1956 (1-5)

Aug. 18	Chicago Bears (At Jacksonville, Fla.)	L	7-31	22,000
Aug. 25	Detroit (At Mobile, Ala.)	W	20-17	20,000
Sept. 2	At San Francisco	L	13-14	28,758
Sept. 7	At L.A. Rams	L	21-69	35,855
Sept. 15	Green Bay (At St. Louis, Mo.)	L	20-21	31,454
Sept. 23	N.Y. Giants (At Memphis, Tenn.)	L	7-42	Unknown

1957 (1-5)

Aug. 16	Green Bay (At Miami, Fla.)	L	16-20	20,820
Aug. 24	Green Bay (At Austin, Tex.)	L	14-17	20,000
Aug. 31	L.A. Rams (At Portland, Ore.)	L	21-63	21,108
Sept. 7	San Francisco (At Seattle, Wash.)	L	21-27	28,000
Sept. 15	Baltimore Colts (At Louisville, Ky.)	L	9-27	17,216
Sept. 21	Baltimore Colts (At St. Louis, Mo.)	W	27-21	21,182

1958 (2-3-1)

Aug. 17	Chicago Bears (At Buffalo, N.Y.)	L	7-10	15,000
Aug. 23	Baltimore Colts (At Austin, Tex.)	T	31-31	14,000
Aug. 31	At San Francisco	L	31-55	23,997
Sept. 6	L.A. Rams (At Seattle, Wash.)	W	27-26	31,500
Sept. 12	Pittsburgh (At St. Louis, Mo.)	L	31-55	25,302
Sept. 21	Green Bay (At Minneapolis, Minn.)	W	31-24	18,520

1959 (4-3)

Aug. 5	At Toronto Argonauts	W	55-27	27,152
Aug. 15	Detroit (At Norman, Okla.)	L	19-21	40,000
Aug. 22	Pittsburgh	W	21-10	15,000
Aug. 29	At L.A. Rams	L	21-34	52,013
Sept. 5	San Francisco (At Seattle, Wash.)	W	27-24	23,000
Sept. 11	Pittsburgh (At St. Louis, Mo.)	L	13-21	30,055
Sept. 20	Baltimore Colts (At Louisville, Ky.)	W	31-17	16,671

1960 (4-2)

Aug. 13	Dallas (At San Antonio, Tex.)	W	20-13	14,000
Aug. 20	Detroit (At Toledo, Ohio)	L	21-24	8,036
Aug. 26	Baltimore (At Charleston, S.C.)	W	31-21	14,000
Sept. 5	At Green Bay	L	14-35	20,668
Sept. 9	Philadelphia	W	35-14	23,666
Sept. 18	At San Francisco	W	24-17	13,021

1961 (1-4)

Aug. 2	At Toronto (Vs. CFL Argonauts)	W	36-7	24,376
Aug. 18	Green Bay (At Jacksonville, Fla.)	L	10-31	31,056
Aug. 26	Pittsburgh (At Jacksonville, Fla.)	L	14-24	13,090
Sept. 1	At Detroit	L	7-20	12,621
Sept. 9	Philadelphia (At Hershey, Pa.)	L	0-27	13,392

1962 (1-3-1)

Aug. 11	N.Y. Giants (At Canton, Ohio)	T	21-21	15,000
Aug. 18	Green Bay (At Jacksonville, Fla.)	L	14-21	21,622
Aug. 25	At Minnesota	W	24-21	15,500
Sept. 1	Detroit (At Omaha, Neb.)	L	14-19	13,319
Sept. 7	Detroit	L	0-14	32,439

1963 (2-2)

Aug. 16	San Francisco (At Salt Lake City, Utah)	W	24-22	19,038
Aug. 24	Detroit (At Omaha, Neb.)	L	17-22	14,400
Aug. 31	At Chicago Bears	W	17-14	60,884
Sept. 6	Minnesota	L	0-35	30,842

**1964 (3-2)**

Aug. 8	Green Bay (At New Orleans, La.)	W	20-7	63,000
Aug. 15	Minnesota (At Atlanta, Ga.)	L	10-24	10,500
Aug. 21	Baltimore	W	30-21	32,069
Aug. 28	At Chicago Bears	W	7-3	50,173
Sept. 5	Washington (At Norfolk, Va.)	L	10-17	20,642

1965 (1-3-1)

Aug. 14	Baltimore (At New Orleans, La.)	L	10-22	75,229
Aug. 21	Washington (At Richmond, Va.)	L	7-13	19,000
Aug. 27	San Francisco	T	17-17	29,831
Sept. 3	At Chicago Bears	W	25-3	52,648
Sept. 11	At Green Bay	L	13-31	50,858

1966 (2-3)

Aug. 6	Atlanta	W	20-10	34,303
Aug. 11	At Detroit	W	28-14	24,011
Aug. 19	Baltimore	L	7-33	28,304
Aug. 27	At L.A. Rams	L	14-32	33,172
Sept. 2	At Chicago Bears	L	20-22	58,620

1967 (1-4)

Aug. 12	New Orleans (At Shreveport, La.)	L	14-23	28,500
Aug. 21	Baltimore	W	9-5	34,054
Aug. 26	Pittsburgh (At Nashville, Tenn.)	L	13-24	10,376
Sept. 1	At Chicago Bears	L	14-42	41,079
Sept. 8	Detroit	L	7-21	18,083

1968 (3-2)

Aug. 9	Pittsburgh	W	24-7	26,811
Aug. 17	At Kansas City	L	10-13	47,462
Aug. 25	N.Y. Giants (At New Haven, Conn.)	W	18-10	53,776
Sept. 1	Minnesota	W	31-28	25,233
Sept. 6	At Chicago Bears	L	17-19	59,681

1969 (4-2)

Aug. 9	N.Y. Jets	W	13-6	50,372
Aug. 16	Pittsburgh (At Norfolk, Va.)	W	27-13	13,815
Aug. 23	Minnesota (At Memphis, Tenn.)	L	13-41	34,416
Aug. 29	Kansas City	L	21-31	48,006
Sept. 7	At San Francisco	W	21-10	32,506
Sept. 21	At Chicago Bears	W	37-31	61,227

1970 (3-2)

Aug. 15	At Denver	L	16-26	36,327
Aug. 22	Cincinnati	W	41-20	15,864
Aug. 29	Chicago Bears	W	24-3	38,888
Sept. 5	San Diego (At Cleveland, Ohio)	L	17-38	83,043
Sept. 12	Kansas City	W	34-24	50,661

1971 (2-2-1)

Aug. 14	Houston	W	16-14	40,993
Aug. 21	At Washington	L	13-20	40,228
Aug. 28	At Cincinnati	L	21-22	55,493
Sept. 4	At Kansas City	T	17-17	36,743
Sept. 10	Cleveland	W	27-13	46,171

1972 (4-2)

Aug. 4	At Buffalo	W	27-10	38,338
Aug. 12	At Kansas City	L	14-24	78,190
Aug. 19	Denver	W	17-13	34,506
Aug. 24	At Houston	L	24-33	38,596
Sept. 2	At Green Bay	W	31-10	56,263
Sept. 9	Chicago Bears	W	33-14	48,112

1973 (2-3)

Aug. 11	At San Diego	W	17-13	40,447
Aug. 18	At Denver	L	17-38	39,088
Aug. 25	N.Y. Jets	W	13-10	41,040
Sept. 1	At Chicago Bears	L	20-31	55,701
Sept. 7	Kansas City	L	7-16	49,486

1974 (3-4)

July 27	Buffalo (At Canton, Ohio)	W	17-13	17,286
Aug. 3	Chicago (At Champaign, Ill.)	W	10-0	12,877
Aug. 10	Green Bay (At Milwaukee, Wis.)	L	0-13	43,000
Aug. 17	San Diego, (At Seattle, Wash.)	L	48-14	5,383
Aug. 23	N.Y. Jets	W	7-20	39,643
Aug. 31	Minnesota	L	10-14	38,040
Sept. 6	At Kansas City	L	16-31	46,067

1975 (3-3)

Aug. 9	At Kansas City	W	10-3	40,081
Aug. 16	N.Y. Jets	L	13-14	41,265
Aug. 23	Chicago (At Champaign, Ill.)	L	13-14	19,127
Aug. 30	San Diego	W	14-9	37,468
Sept. 6	At Minnesota	W	13-6	46,975
Sept. 14	At Denver	L	17-21	45,631

1976 (4-2)

July 31	N.Y. Jets	W	13-12	16,168
Aug. 7	Oakland (At Tempe, Ariz.)	L	9-20	33,216
Aug. 16	San Diego (At Tokyo)	W	20-10	38,000
Aug. 21	At Chicago Bears	W	20-14	55,755
Aug. 28	Denver	L	17-21	39,808
Sept. 3	Kansas City	W	31-14	42,997

1977 (1-5)

Aug. 6	Atlanta	L	0-3	24,667
Aug. 13	At Denver	L	7-15	44,001
Aug. 19	At Cleveland	L	10-19	31,308
Aug. 27	Cincinnati	L	9-33	44,876
Sept. 2	Chicago Bears	W	23-14	45,074
Sept. 10	At Kansas City	L	20-37	38,480

1978 (2-2)

Aug. 5	At Miami	L	7-28	46,657
Aug. 12	At Chicago Bears	W	26-14	52,732
Aug. 19	At Green Bay	L	17-23	50,423
Aug. 26	At Kansas City	W	12-7	40,884

1979 (2-2)

Aug. 2	At Houston	L	7-9	46,252
Aug. 9	Atlanta	W	42-17	39,705
Aug. 18	At Kansas City	L	3-20	43,214
Aug. 25	Chicago Bears	W	10-7	43,541

1980 (2-2)

Aug. 9	At New Orleans	L	13-17	57,923
Aug. 16	At Tampa Bay	W	21-14	68,384
Aug. 23	Kansas City	L	10-20	41,687
Aug. 30	At Chicago Bears	W	21-13	56,866

1981 (3-1)

Aug. 8	At San Diego	W	12-10	49,234
Aug. 14	At Seattle	W	30-21	55,520
Aug. 22	At Kansas City	W	16-3	42,550
Aug. 29	Chicago Bears	L	27-31	48,793

1982 (1-3)

Aug. 13	At Seattle	L	0-14	55,525
Aug. 21	At San Francisco	L	13-16	51,931
Aug. 28	At Chicago Bears	W	10-3	62,078
Sept. 4	Kansas City	L	6-10	39,926

1983 (1-3)

Aug. 6	Minnesota (At London)	L	10-28	32,847
Aug. 13	Chicago Bears (OT)	W	27-24	31,375
Aug. 20	At Kansas City	L	16-17	34,070
Aug. 27	Green Bay	L	27-39	33,041

1984 (3-1)

Aug. 4	At Chicago Bears	W	19-10	34,399
Aug. 10	Kansas City	W	14-10	30,223
Aug. 17	At Seattle	L	7-17	53,772
Aug. 24	Minnesota	W	31-0	31,210

1985 (2-2)

Aug. 9	Chicago Bears	W	10-3	36,305
Aug. 15	At L.A. Rams	L	7-39	40,518
Aug. 23	Pittsburgh	W	14-6	36,237
Aug. 31	At Kansas City	L	13-17	38,618

1986 (2-3)

Aug. 2	New England (At Canton, OH)	L	16-21	22,739
Aug. 9	At Tampa Bay	W	26-10	31,550
Aug. 16	Kansas City	L	26-27	30,305
Aug. 23	At Chicago Bears	W	14-7	66,030
Aug. 29	At San Diego	L	17-24	44,744

1987 (2-2)

Aug. 15	At Cleveland	L	18-31	78,650
Aug. 22	Seattle	W	28-21	25,309
Aug. 31	At Chicago Bears	W	20-16	66,030
Sept. 6	Kansas City (OT) (At Memphis, Tenn.)	L	10-13	62,353

1988 (1-3)

Aug. 4	At Seattle	L	7-21	54,778
Aug. 12	New Orleans*	L	28-33	51,987
Aug. 21	Minnesota (OT)	L	16-19	46,249
Aug. 25	At Kansas City	W	41-21	36,883

*First game in Arizona as Phoenix Cardinals



ARIZONA CARDINALS

1989 (1-3)

Aug. 11	Seattle	L	10-16	37,158
Aug. 21	At L.A. Rams	L	20-23	39,666
Aug. 26	Cleveland	W	21-7	36,667
Sept. 1	At San Diego	L	20-21	41,453

1990 (0-4)

Aug. 11	Seattle	L	9-34	31,316
Aug. 18	Chicago	L	9-17	42,016
Aug. 25	At L.A. Rams	L	7-27	44,134
Aug. 31	At Denver	L	14-25	71,082

1991 (4-0)

Aug. 3	At Seattle	W	31-13	49,448
Aug. 11	At Chicago	W	12-10	55,513
Aug. 17	New England	W	46-0	51,070
Aug. 23	Denver	W	34-10	38,372

1992 (3-1)

Aug. 8	San Diego	W	35-14	28,298
Aug. 15	Chicago	W	20-17	47,026
Aug. 22	At Seattle	L	10-17	51,007
Aug. 26	At Denver	W	21-17	66,743

1993 (3-1)

Aug. 7	L.A. Rams	W	24-13	36,803
Aug. 14	At Chicago	W	11-10	51,748
Aug. 21	At San Diego	L	3-10	52,309
Aug. 27	Denver	W	34-9	44,207

1994 (1-3)

Aug. 5	San Francisco	W	17-7	61,619
Aug. 13	Chicago	L	0-16	52,502
Aug. 19	At Detroit	L	16-24	40,657
Aug. 25	At Denver	L	21-30	70,075

1995 (3-1)

Aug. 5	At Houston	W	16-13	39,899
Aug. 11	Kansas City	W	22-17	37,622
Aug. 20	At Chicago	W	17-16	52,116
Aug. 25	Cleveland	L	17-31	40,903

1996 (1-3)

Aug. 2	Oakland	L	3-26	36,869
Aug. 10	Cincinnati	W	13-10	22,490
Aug. 17	At San Diego	L	10-32	49,442
Aug. 23	At Atlanta	L	30-31	29,306

1997 (1-3)

Aug. 2	At Seattle	L	6-34	49,445
Aug. 8	At St. Louis	L	0-12	56,799
Aug. 17	At Chicago	L	10-22	22,331
Aug. 22	Oakland	W	15-13	30,584

1998 (2-2)

Aug. 7	At Detroit (OT)	L	10-13	46,331
Aug. 14	Chicago	W	27-24	30,983
Aug. 22	Seattle	L	24-31	32,683
Aug. 29	At Oakland	W	21-14	31,858

1999 (1-3)

Aug. 14	At Denver	L	7-38	67,941
Aug. 20	Tennessee	W	27-17	39,641
Aug. 28	At Seattle	L	7-41	66,277
Sept. 3	Oakland	L	7-43	42,076

2000 (1-3)

Aug. 5	Denver	L	17-31	37,781
Aug. 12	Seattle	W	21-3	34,774
Aug. 18	At Minnesota	L	17-35	63,563
Aug. 25	At San Diego	L	20-24	42,403

2001 (3-1)

Aug. 11	Oakland	L	7-10	33,482
Aug. 18	At Seattle (OT)	W	16-13	47,553
Aug. 25	At Chicago	W	24-20	66,944
Aug. 31	San Diego	W	16-3	27,301

2002 (3-1)

Aug. 10	At San Diego	W	24-17	39,537
Aug. 17	Green Bay	L	21-29	35,716
Aug. 24	Denver	L	13-19	26,736
Aug. 29	At Oakland	L	3-31	35,738

2003 (4-0)

Aug. 9	Dallas	W	13-0	23,838
Aug. 16	At San Diego	W	16-10	41,267
Aug. 22	Chicago	W	27-17	22,968
Aug. 28	At Minnesota	W	31-27	63,473

2004 (1-3)

Aug. 15	At Minnesota	L	6-23	63,658
Aug. 21	San Diego	L	13-38	23,654
Aug. 28	Oakland	L	16-17	35,070
Sept. 2	At Denver	W	33-21	71,986

2005 (3-1)

Aug. 13	Dallas	W	13-11	36,787
Aug. 20	At Kansas City	W	24-17	76,173
Aug. 26	At Oakland	W	17-16	36,408
Sept. 2	Denver	L	21-30	40,888

2006 (2-2)

Aug. 12	Pittsburgh	W	21-13	63,400
Aug. 19	At New England	L	3-30	68,756
Aug. 25	At Chicago	W	23-16	60,828
Aug. 31	Denver	L	23-29	62,937

2007 (0-4)

Aug. 11	At Oakland	L	23-27	39,911
Aug. 18	Houston	L	20-33	64,405
Aug. 25	San Diego	L	31-33	64,216
Aug. 30	At Denver	L	3-21	73,282

2008 (2-2)

Aug. 7	New Orleans	L	10-24	63,109
Aug. 16	At Kansas City	W	27-17	70,203
Aug. 23	At Oakland	W	24-0	39,331
Aug. 29	Denver	L	14-28	63,215

2009 (0-4)

Aug. 13	At Pittsburgh	L	10-20	58,330
Aug. 22	San Diego	L	6-17	61,681
Aug. 28	Green Bay	L	37-44	61,753
Sept. 3	At Denver	L	0-19	72,088

2010 (3-1)

Aug. 14	Houston	W	19-16	61,489
Aug. 23	At Tennessee	L	10-24	69,143
Aug. 28	At Chicago	W	14-9	60,834
Sept. 2	Washington	W	20-10	61,509

2011 (2-2)

Aug. 11	At Oakland	W	24-18	25,699
Aug. 23	At Green Bay	L	20-28	67,688
Aug. 27	San Diego	L	31-34	60,041
Sept. 1	Denver	W	26-7	59,910

2012 (1-4)

Aug. 5	New Orleans (At Canton, Ohio)	L	10-17	18,100
Aug. 10	At Kansas City	L	17-27	64,212
Aug. 17	Oakland	W	31-27	59,605
Aug. 23	At Tennessee	L	27-32	69,143
Aug. 30	Denver	L	13-16	59,773

2013 (3-1)

Aug. 9	At Green Bay	W	17-0	73,738
Aug. 17	Dallas	W	12-7	59,698
Aug. 24	San Diego	L	7-24	59,773
Aug. 29	At Denver	W	32-24	75,465

2014 (1-3)

Aug. 9	Houston	W	32-0	60,540
Aug. 16	At Minnesota	L	28-30	51,763
Aug. 24	Cincinnati	L	13-19	60,580
Aug. 28	At San Diego	L	9-12	51,489

2015 (2-2)

Aug. 15	Kansas City	L	19-34	62,313
Aug. 22	San Diego	L	19-22	62,295
Aug. 30	At Oakland	W	30-23	50,500
Sept. 3	At Denver	W	22-20	75,032

2016 (1-3)

Aug. 12	Oakland	L	10-31	64,853
Aug. 19	At San Diego	L	3-19	46,524
Aug. 28	At Houston	L	24-34	71,515
Sept. 1	Denver	W	38-17	64,551

ALL-TIME PRESEASON RESULTS

Since 1970 • Team-By-Team

Last Meeting					Last Meeting					Last Meeting					Last Meeting				
Opponent	W	L	T	Meeting	Opponent	W	L	T	Meeting	Opponent	W	L	T	Meeting	Opponent	W	L	T	Meeting
Atlanta	1	2	0	1996	Detroit	0	2	0	1998	New England	1	2	0	2006	Seattle	5	9	0	2001
Buffalo	2	0	0	1974	Green Bay	2	6	0	2013	New Orleans	0	4	0	2012	St. Louis	0	1	0	1997
Chicago	22	6	0	2010	Houston	2	2	0	2016	New York Jets	2	2	0	1976	Tampa Bay	2	0	0	1986
Cincinnati	2	3	0	2014	Kansas City	10	13	1	2015	Oakland	7	8	0	2016	Tennessee/Houston	3	4	0	2012
Cleveland	2	3	0	1995	L.A. Rams	1	3	0	1993	Pittsburgh	2	1	0	2009	Washington	2	0	0	2010
Dallas	3	0	0	2013	Miami	0	1	0	1978	San Diego	9	14	0	2016					
Denver	9	16	0	2016	Minnesota	3	6	0	2014	San Francisco	1	1	0	1994					



TEAM-BY-TEAM RESULTS

ATLANTA FALCONS
(16-14)

1966	...	Falcons	...	A	...	16-10
1968	...	Cardinals	...	H	...	17-12
1971	...	Cardinals	...	A	...	26-9
1973	...	Cardinals	...	A	...	32-10
1975	...	Cardinals	...	H	...	23-20
1978	...	Cardinals	...	H	...	42-21
1980	...	Falcons (OT)	...	H	...	33-27
1981	...	Falcons	...	A	...	41-20
1982	...	Cardinals	...	A	...	23-20
1986	...	Falcons	...	A	...	33-13
1987	...	Cardinals	...	A	...	34-21
1989	...	Cardinals	...	H	...	34-20
1990	...	Cardinals	...	A	...	24-13
1991	...	Cardinals	...	H	...	16-10
1992	...	Falcons	...	A	...	20-17
1993	...	Cardinals	...	A	...	27-10
1994	...	Falcons	...	A	...	10-6
1995	...	Cardinals (OT)	...	H	...	40-37
1997	...	Cardinals	...	H	...	29-26
1999	...	Falcons	...	A	...	37-14
2001	...	Falcons	...	H	...	34-14
2004	...	Falcons	...	A	...	6-3
2006	...	Falcons	...	A	...	32-10
2007	...	Cardinals (OT)	...	H	...	30-27
2008	...	Cardinals	...	H	...	*30-24
2010	...	Falcons	...	A	...	41-7
2012	...	Falcons	...	A	...	23-19
2013	...	Cardinals	...	H	...	27-13
2014	...	Falcons	...	A	...	29-18
2016	...	Falcons	...	A	...	38-19

*Wild Card Playoff

BALTIMORE RAVENS
(2-4)

1997	...	Cardinals	...	A	...	16-13
2000	...	Ravens	...	H	...	13-7
2003	...	Ravens	...	H	...	26-18
2007	...	Ravens	...	A	...	26-23
2011	...	Ravens	...	A	...	30-27
2015	...	Cardinals	...	H	...	26-18

BUFFALO BILLS
(4-7)

1971	...	Cardinals	...	A	...	28-23
1975	...	Bills	...	H	...	32-14
1981	...	Cardinals	...	H	...	24-0
1984	...	Cardinals	...	H	...	37-7
1986	...	Bills	...	A	...	17-10
1990	...	Bills	...	A	...	45-14
1999	...	Bills	...	H	...	31-21
2004	...	Bills	...	A	...	38-14
2008	...	Cardinals	...	H	...	41-17
2012	...	Bills (OT)	...	H	...	19-16
2016	...	Bills	...	A	...	33-18

CAROLINA PANTHERS
(5-11)

1995	...	Panthers	...	A	...	27-7
2001	...	Cardinals	...	A	...	30-7
2002	...	Cardinals	...	A	...	16-13
2003	...	Panthers	...	H	...	20-17
2004	...	Panthers	...	A	...	35-10

2005	...	Panthers	...	H	...	24-20
2007	...	Panthers	...	H	...	25-10
2008	...	Panthers	...	A	...	27-23
2008	...	Cardinals	...	A	...	*33-13
2009	...	Panthers	...	H	...	34-21
2010	...	Panthers	...	A	...	19-12
2011	...	Cardinals	...	H	...	28-21
2013	...	Cardinals	...	H	...	22-6
2014	...	Panthers	...	A	...	*27-16
2015	...	Panthers	...	A	...	*49-15
2016	...	Panthers	...	A	...	30-20

*Postseason Game

CHICAGO BEARS
(28-58-6)

1920	...	Cardinals	...	A	...	7-6
	...	Bears	...	H	...	10-0
1921	...	Tie	...	H	...	0-0
1922	...	Cardinals	...	H	...	6-0
	...	Cardinals	...	A	...	9-0
1923	...	Bears	...	A	...	3-0
1924	...	Bears	...	A	...	6-0
	...	Bears	...	H	...	21-0
1925	...	Cardinals	...	H	...	9-0
	...	Tie	...	A	...	0-0
1926	...	Bears	...	H	...	16-0
	...	Bears	...	A	...	10-0
	...	Tie	...	A	...	0-0
1927	...	Bears	...	H	...	9-0
	...	Cardinals	...	A	...	3-0
1928	...	Bears	...	H	...	15-0
	...	Bears	...	A	...	34-0
1929	...	Tie	...	A	...	0-0
	...	Cardinals	...	H	...	40-6
1930	...	Bears	...	H	...	32-6
	...	Bears	...	A	...	6-0
1931	...	Bears	...	A	...	26-13
	...	Bears	...	H	...	18-7
1932	...	Tie	...	A	...	0-0
	...	Bears	...	H	...	34-0
1933	...	Bears	...	H	...	12-9
	...	Bears	...	A	...	22-6
1934	...	Bears	...	A	...	20-0
	...	Bears	...	A	...	17-6
1935	...	Tie	...	A	...	7-7
	...	Bears	...	H	...	13-0
1936	...	Bears	...	A	...	7-3
	...	Cardinals	...	H	...	14-7
1937	...	Bears	...	A	...	16-7
	...	Bears	...	H	...	42-28
1938	...	Bears	...	H	...	16-13
	...	Bears	...	A	...	34-28
1938	...	Bears	...	A	...	44-7
	...	Bears	...	H	...	48-7
1940	...	Cardinals	...	H	...	21-7
	...	Bears	...	A	...	31-23
1941	...	Bears	...	A	...	53-7
	...	Bears	...	H	...	34-24
1942	...	Bears	...	A	...	41-14
	...	Bears	...	H	...	21-7
1943	...	Bears	...	A	...	20-0
	...	Bears	...	H	...	35-24
1944	...	Bears	...	A	...	34-7
	...	Bears	...	H	...	49-7
1945	...	Cardinals	...	A	...	16-7
	...	Bears	...	H	...	28-20
1946	...	Bears	...	H	...	34-17
	...	Cardinals	...	A	...	35-28
1947	...	Cardinals	...	H	...	31-7
	...	Cardinals	...	A	...	30-21
1948	...	Bears	...	H	...	28-17
	...	Cardinals	...	A	...	24-21
1949	...	Bears	...	H	...	17-7
	...	Bears	...	A	...	52-21
1950	...	Bears	...	A	...	27-6
	...	Cardinals	...	H	...	20-10
1951	...	Cardinals	...	H	...	28-14
	...	Cardinals	...	A	...	24-14
1952	...	Cardinals	...	H	...	21-10
	...	Bears	...	A	...	10-7

1953	...	Cardinals	...	A	...	24-17
1954	...	Bears	...	H	...	29-7
1955	...	Cardinals	...	H	...	53-14
1956	...	Bears	...	A	...	10-3
1957	...	Bears	...	H	...	14-6
1958	...	Bears	...	A	...	30-14
1959	...	Bears	...	H	...	31-7
1965	...	Bears	...	A	...	34-13
1966	...	Cardinals	...	H	...	24-17
1967	...	Bears	...	A	...	30-3
1969	...	Cardinals	...	H	...	20-17
1972	...	Bears	...	H	...	27-10
1975	...	Cardinals	...	A	...	34-20
1977	...	Cardinals	...	H	...	16-13
1978	...	Bears	...	A	...	17-10
1979	...	Bears	...	A	...	42-6
1982	...	Cardinals	...	A	...	10-7
1984	...	Cardinals	...	H	...	38-21
1990	...	Bears	...	H	...	31-21
1994	...	Bears (OT)	...	H	...	19-16
1998	...	Cardinals	...	H	...	20-7
2001	...	Bears	...	A	...	20-13
2003	...	Bears	...	A	...	28-3
2006	...	Bears	...	H	...	24-23
2009	...	Cardinals	...	A	...	41-21
2012	...	Bears	...	H	...	28-13
2015	...	Cardinals	...	A	...	48-23

CINCINNATI BENGALS
(5-6)

1973	...	Bengals	...	A	...	42-24
1979	...	Bengals	...	A	...	34-28
1985	...	Cardinals	...	H	...	41-27
1988	...	Bengals	...	A	...	21-14
1994	...	Cardinals	...	H	...	28-7
1997	...	Bengals	...	A	...	24-21
2000	...	Bengals	...	A	...	24-13
2003	...	Cardinals	...	H	...	17-14
2007	...	Cardinals	...	A	...	35-27
2011	...	Bengals	...	A	...	23-16
2015	...	Cardinals	...	H	...	34-31

CLEVELAND BROWNS
(14-33-3)

1950	...	Browns	...	A	...	34-24
	...	Browns	...	H	...	10-7
1951	...	Browns	...	H	...	34-17
	...	Browns	...	A	...	49-28
1952	...	Browns	...	A	...	28-13
	...	Browns	...	H	...	10-0
1953	...	Browns	...	H	...	27-7
	...	Browns	...	A	...	27-16
1954	...	Browns	...	A	...	31-7
	...	Browns	...	H	...	35-3
1955	...	Browns	...	H	...	26-20
	...	Browns	...	A	...	35-24
1956	...	Cardinals	...	H	...	9-7
	...	Cardinals	...	A	...	24-7
1957	...	Browns	...	H	...	17-7
	...	Browns	...	A	...	31-0
1958	...	Browns	...	A	...	35-28
	...	Browns	...	H	...	38-24
1959	...	Browns	...	H	...	34-7
	...	Browns	...	A	...	17-7
1960	...	Browns	...	A	...	28-27
	...	Tie	...	H	...	17-17
1961	...	Browns	...	A	...	20-17
	...	Browns	...	H	...	21-10
1962	...	Browns	...	H	...	34-7
	...	Browns	...	A	...	38-14
1963	...	Cardinals	...	A	...	20-14
	...	Browns	...	H	...	24-10
1964	...	Tie	...	A	...	33-33
	...	Cardinals	...	H	...	28-19
1965	...	Cardinals	...	A	...	49-13
	...	Browns	...	H	...	27-24



ARIZONA CARDINALS

1966...	Cardinals	A	34-28
	Browns	H	38-10
1967...	Browns	A	20-16
	Browns	H	20-16
1968...	Cardinals	A	27-21
	Cardinals	H	27-16
1969...	Tie	A	21-21
	Browns	H	27-21
1974...	Cardinals	H	29-7
1979...	Browns	H	38-20
1985...	Cardinals (OT)	A	27-24
1988...	Browns	H	29-21
1994...	Browns	A	32-0
2000...	Cardinals	H	29-21
2003...	Browns	A	44-6
2007...	Cardinals	H	27-21
2011...	Cardinals (OT)	H	20-17
2015...	Cardinals	A	34-20



DALLAS COWBOYS (32-55-1)

1960...	Cardinals	H	12-10
1961...	Cardinals	A	31-17
	Cardinals	H	31-13
1962...	Cardinals	A	28-24
	Cardinals	H	52-20
1963...	Cardinals	A	34-7
	Cowboys	H	28-24
1964...	Cardinals	A	16-6
	Cowboys	H	31-13
1965...	Cardinals	H	20-13
	Cowboys	A	27-13
1966...	Tie	H	10-10
	Cowboys	A	31-17
1967...	Cowboys	A	46-21
1968...	Cowboys	H	27-10
1969...	Cowboys	A	24-3
1970...	Cardinals	H	20-7
	Cardinals	A	38-0
1971...	Cowboys	H	16-13
	Cowboys	A	31-13
1972...	Cowboys	A	33-24
	Cowboys	H	27-6
1973...	Cowboys	A	45-10
	Cowboys	H	30-3
1974...	Cardinals	H	31-28
	Cowboys	A	17-14
1975...	Cowboys (OT)	A	37-31
	Cardinals	H	31-17
1976...	Cardinals	H	21-17
	Cowboys	A	19-14
1977...	Cowboys	H	30-24
	Cardinals	A	24-17
1978...	Cowboys	A	21-12
	Cowboys (OT)	H	24-21
1979...	Cowboys	H	22-21
	Cowboys	A	22-13
1980...	Cowboys	H	27-24
	Cowboys	A	31-21
1981...	Cowboys	A	30-17
	Cardinals	H	20-17
1982...	Cowboys	H	24-7
1983...	Cowboys	H	34-17
	Cowboys	A	35-14
1984...	Cardinals	A	31-20
	Cowboys	H	24-17
1985...	Cardinals	H	21-10
	Cowboys	A	35-17
1986...	Cowboys	H	31-7
	Cowboys	A	37-6
1987...	Cardinals	H	24-13
	Cowboys	A	21-16
1988...	Cowboys	H	*17-14
	Cardinals	A	16-10
1989...	Cardinals	A	19-10
	Cardinals	H	24-20
1990...	Cardinals	H	20-3
	Cowboys	A	41-10

1991...	Cowboys	H	17-9
	Cowboys	A	27-7
1992...	Cowboys	A	31-20
	Cowboys	H	16-10
1993...	Cowboys	H	17-10
	Cowboys	A	20-15
1994...	Cowboys	A	38-3
	Cowboys	H	28-21
1995...	Cowboys	A	34-20
	Cowboys	H	37-13
1996...	Cowboys	A	17-3
	Cowboys	H	10-6
1997...	Cardinals (OT)	H	25-22
	Cowboys	A	24-6
1998...	Cowboys	A	38-10
	Cowboys	H	35-28
	Cardinals	A	**20-7
1999...	Cowboys	A	35-7
	Cardinals	H	13-9
2000...	Cardinals	H	32-31
	Cowboys	A	48-7
2001...	Cowboys	A	17-3
	Cardinals	H	17-10
2002...	Cardinals	H	9-6
2003...	Cowboys	A	24-7
2005...	Cowboys	A	34-13
2006...	Cowboys	H	27-10
2008...	Cardinals (OT)	H	30-24
2010...	Cardinals	H	27-26
2011...	Cardinals (OT)	H	19-13
2014...	Cardinals	A	28-17

*First regular-season game in Arizona
*Wild Card Playoff



DENVER BRONCOS (1-8-1)

1973...	Tie	H	17-17
1977...	Broncos	A	7-0
1989...	Broncos	H	37-0
1991...	Broncos	A	24-19
1995...	Broncos	A	38-6
2001...	Broncos	H	38-17
2002...	Broncos	A	37-7
2006...	Broncos	H	37-20
2010...	Cardinals	H	43-13
2014...	Broncos	A	41-20



DETROIT LIONS (28-33-5)

1930...	Tie	A	0-0
	Cardinals	H	23-0
1931...	Spartans	A	13-3
	Cardinals	H	20-19
1932...	Tie	A	7-7
1933...	Spartans	A	7-6
1934...	Lions	A	6-0
	Lions	H	17-13
1935...	Tie	A	10-10
	Lions	H	7-6
1936...	Lions	A	39-0
	Lions	H	14-7
1937...	Lions	A	16-7
	Lions	H	16-7
1938...	Lions	A	10-0
	Lions	H	7-3
1939...	Lions	A	21-13
	Lions	H	17-3
1940...	Tie	H	0-0
	Lions	A	43-14
1941...	Tie	H	14-14
	Lions	A	21-3
1942...	Cardinals	H	13-0
	Cardinals	A	7-0

1943...	Lions	A	35-17
	Lions	H	7-0
1944...	Lions	H	27-6
	Lions	A	21-7
1945...	Lions	H	10-0
	Lions	A	26-0
1946...	Cardinals	H	34-14
	Cardinals	A	36-14
1947...	Cardinals	H	45-21
	Cardinals	A	17-7
1948...	Cardinals	H	56-20
	Cardinals	A	28-14
1949...	Lions	H	24-7
	Cardinals	A	42-19
1959...	Lions	A	45-21
1961...	Lions	H	45-14
1967...	Cardinals	H	38-28
1969...	Lions	A	20-0
1970...	Lions	A	16-3
1973...	Lions	H	20-16
1975...	Cardinals	A	24-13
1978...	Cardinals	H	21-14
1980...	Lions	A	20-7
	Cardinals	H	24-23
1989...	Cardinals	A	16-13
1993...	Lions	A	26-20
	Lions	H	21-14
1995...	Cardinals	A	20-17
1998...	Cardinals	A	17-15
1999...	Cardinals	H	23-19
2001...	Cardinals	H	45-38
2002...	Cardinals	H	23-20
2003...	Lions	A	42-24
2004...	Lions	A	26-12
2005...	Lions	A	29-21
2006...	Cardinals	H	17-10
2007...	Cardinals	H	31-21
2009...	Cardinals	A	31-24
2012...	Cardinals	H	38-10
2013...	Cardinals	H	25-21
2014...	Cardinals	H	14-6
2015...	Cardinals	A	42-17



GREEN BAY PACKERS (25-47-4)

1921...	Tie	H	3-3
1922...	Cardinals	H	16-3
1924...	Cardinals	H	3-0
1925...	Cardinals	H	9-6
1926...	Cardinals	A	13-7
	Packers	H	3-0
1927...	Packers	A	13-0
	Tie	H	6-6
1928...	Packers	A	20-0
1929...	Packers	A	9-2
	Packers	H	7-6
	Packers	H	12-0
1930...	Packers	A	14-0
	Cardinals	H	13-6
1931...	Packers	A	26-7
	Cardinals	H	21-13
1932...	Packers	A	15-7
	Packers	H	19-9
1933...	Packers	H	14-6
1934...	Packers	A	15-0
	Cardinals	A	9-0
	Cardinals	H	6-0
1935...	Cardinals	A	7-6
	Cardinals	A	3-0
	Cardinals	H	9-7
1936...	Packers	A	10-7
	Packers	A	24-0
	Tie	H	0-0
1937...	Cardinals	A	14-7
	Packers	A	34-13



1938...	Packers	A	28-7
	Packers	H	24-22
1939...	Packers	A	14-10
	Packers	A	27-20
1940...	Packers	A	31-6
	Packers	H	28-7
1941...	Packers	A	14-13
	Packers	A	17-9
1942...	Packers	H	17-13
	Packers	A	55-24
1943...	Packers	H	28-7
	Packers	A	35-14
1944...	Packers	A	34-7
	Packers	H	35-20
1945...	Packers	A	33-14
1946...	Packers	H	19-7
	Cardinals	A	24-6
1947...	Cardinals	A	14-10
	Cardinals	H	21-20
1948...	Cardinals	A	17-7
	Cardinals	H	42-7
1949...	Cardinals	A	39-17
	Cardinals	H	41-21
1955...	Packers	A	31-14
1956...	Packers	H	24-21
1962...	Packers	A	17-0
1963...	Packers	H	30-7
1967...	Packers	H	31-23
1969...	Packers	A	45-28
1971...	Tie	H	16-16
1973...	Packers	A	25-21
1976...	Cardinals	H	29-0
1982...	Packers	A	41-16
1984...	Packers	A	24-23
1985...	Cardinals	H	43-28
1988...	Packers	H	26-17
1990...	Packers	H	24-21
1999...	Packers	A	49-24
2000...	Packers	H	29-3
2003...	Cardinals	H	20-13
2006...	Packers	A	31-14
2009...	Packers	H	33-7
	Cardinals (OT)	H	*51-45
2012...	Packers	A	31-17
2015...	Cardinals	H	38-8
	Cardinals (OT)	H	*26-20

+First Round, Super Bowl Tournament
*Postseason Game



HOUSTON TEXANS (2-1)

2005...	Texans	A	30-19
2009...	Cardinals	H	28-21
2013...	Cardinals	H	27-24



INDIANAPOLIS COLTS (7-8)

1961...	Colts	A	16-0
1964...	Colts	A	47-27
1968...	Colts	A	27-0
1972...	Cardinals	A	10-3
1976...	Cardinals	H	24-17
1978...	Colts	H	30-17
1980...	Cardinals	A	17-10
1981...	Cardinals	A	35-24
1984...	Cardinals	A	34-33
1990...	Cardinals	H	20-17
1992...	Colts	A	16-13
1996...	Colts	A	20-13
2005...	Colts	A	17-13
2009...	Colts	H	31-10
2013...	Cardinals	H	40-11



JACKSONVILLE JAGUARS (2-2)

2000...	Jaguars	A	44-10
2005...	Jaguars	H	24-17
2009...	Cardinals	A	31-17
2013...	Cardinals	A	27-14



KANSAS CITY CHIEFS (3-8-1)

1970...	Tie	A	6-6
1974...	Chiefs	H	17-13
1980...	Chiefs	H	21-13
1983...	Chiefs	A	38-14
1986...	Cardinals	H	23-14
1995...	Chiefs	H	24-3
1998...	Chiefs	A	34-24
2001...	Cardinals	H	24-16
2002...	Packers	A	49-0
2006...	Chiefs	H	23-20
2010...	Chiefs	A	31-13
2014...	Cardinals	H	17-14



LOS ANGELES CHARGERS (4-9)

1971...	Chargers	A	20-17
1976...	Chargers	A	43-24
1983...	Cardinals	H	44-14
1987...	Chargers	A	28-24
1989...	Chargers	H	24-13
1992...	Chargers	H	27-21
1995...	Chargers	A	28-25
1998...	Cardinals	H	16-13
2001...	Cardinals	A	20-17
2002...	Chargers	H	23-15
2006...	Chargers	A	27-20
2010...	Chargers	A	41-10
2014...	Cardinals	H	18-17



LOS ANGELES RAMS (38-37-2)

1937...	Cardinals	A	6-0
	Cardinals	H	13-7
1938...	Cardinals	A	7-6
	Cardinals	H	31-17
1939...	Rams	H	24-0
	Rams	A	14-0
1940...	Rams	A	26-14
	Cardinals	H	17-7
1941...	Rams	A	10-6
	Cardinals	H	7-0
1942...	Cardinals	H	7-0
	Rams	A	7-3
1945...	Rams	A	21-0
	Rams	H	35-21
1946...	Cardinals	H	34-10
	Rams	A	17-14
1947...	Rams	A	27-7
	Cardinals	H	17-10
1948...	Cardinals	A	27-22
	Cardinals	H	27-24
1949...	Tie	H	28-28
	Cardinals	A	31-27
1951...	Rams	A	45-21
1953...	Tie	H	24-24
1954...	Rams	A	28-17
1958...	Rams	H	20-14
1960...	Cardinals	A	43-21

1965...	Rams	H	27-3
1968...	Rams	H	24-13
1970...	Rams	A	34-13
1972...	Cardinals	H	24-14
1975...	Rams	A	*35-23
1976...	Cardinals	A	30-28
1979...	Rams	A	21-0
1980...	Rams	H	21-13
1984...	Rams	H	16-13
1985...	Rams	A	46-14
1986...	Rams	H	16-10
1987...	Rams	H	27-24
1988...	Cardinals	A	41-27
1989...	Rams	A	37-14
1991...	Cardinals	A	24-14
1992...	Cardinals	A	20-14
1993...	Cardinals	H	38-10
1994...	Rams	A	14-12
1996...	Cardinals (OT)	H	31-28
1998...	Cardinals	A	20-17
2002...	Rams	H	27-14
	Rams	A	30-28
2003...	Rams	A	37-13
	Rams (OT)	H	30-27
2004...	Rams	A	17-10
	Cardinals	H	31-7
2005...	Rams	H	17-12
	Cardinals	A	38-28
2006...	Rams	H	16-14
	Cardinals	A	34-20
2007...	Cardinals	A	34-31
	Cardinals	H	48-19
2008...	Cardinals	A	34-13
	Cardinals	H	34-10
2009...	Cardinals	A	21-13
	Cardinals	H	31-10
2010...	Cardinals	A	17-13
	Rams	H	19-6
2011...	Cardinals (OT)	H	19-13
	Cardinals	A	23-20
2012...	Rams	A	17-3
	Rams	H	31-17
2013...	Rams	A	27-24
	Cardinals	H	30-10
2014...	Cardinals	H	31-14
	Cardinals	A	12-6
2015...	Rams	H	24-22
	Cardinals	A	27-3
2016...	Rams	H	17-13
	Cardinals	A	44-6

*Postseason Game



MIAMI DOLPHINS (3-9)

1972...	Dolphins	A	31-10
1977...	Dolphins	H	55-14
1978...	Dolphins	A	24-10
1981...	Dolphins	H	20-7
1984...	Dolphins	H	36-28
1990...	Dolphins	A	23-3
1996...	Dolphins	H	38-10
1999...	Dolphins	A	19-16
2004...	Cardinals	A	24-23
2008...	Cardinals	H	31-10
2012...	Cardinals (OT)	H	24-21
2016...	Dolphins	A	26-23



MINNESOTA VIKINGS (11-16)

1963...	Cardinals	A	56-14
1967...	Cardinals	A	34-24
1969...	Vikings	H	27-10
1972...	Cardinals	A	19-17
1974...	Vikings	H	28-24
	Vikings	A	*30-14



1977...	Cardinals	A	27-7
1979...	Cardinals	H	37-7
1981...	Cardinals	H	30-17
1983...	Cardinals	H	41-31
1991...	Vikings	A	34-7
	Vikings	H	28-0
1994...	Cardinals	H	17-7
1995...	Vikings (OT)	H	30-24
1996...	Vikings	A	41-17
1997...	Vikings	H	20-19
1998...	Vikings	A	*41-21
2000...	Vikings	A	31-14
2003...	Cardinals	H	18-17
2006...	Vikings	A	31-26
2008...	Vikings	H	35-14
2009...	Cardinals	H	30-17
2010...	Vikings (OT)	A	27-24
2011...	Vikings	A	34-10
2012...	Vikings	A	21-14
2015...	Cardinals	H	23-20
2016...	Vikings	A	30-24

*NFC Divisional Playoff



NEW ENGLAND PATRIOTS (7-7)

1970...	Cardinals	H	31-0
1975...	Cardinals	H	24-17
1978...	Patriots	H	16-6
1981...	Cardinals	A	27-20
1984...	Cardinals	A	33-10
1990...	Cardinals	H	34-14
1991...	Cardinals	H	24-10
1993...	Patriots	H	23-21
1996...	Patriots	A	31-0
1999...	Patriots	H	27-3
2004...	Patriots	H	23-12
2008...	Patriots	A	47-7
2012...	Cardinals	A	20-18
2016...	Patriots	H	23-21



NEW ORLEANS SAINTS (15-15)

1967...	Cardinals	H	31-20
1968...	Cardinals	A	21-20
	Cardinals	H	31-17
1969...	Saints	H	51-42
1970...	Cardinals	H	24-17
1974...	Saints	A	14-0
1977...	Cardinals	H	49-31
1980...	Cardinals	A	40-7
1981...	Cardinals	H	30-3
1982...	Cardinals	A	21-7
1983...	Saints	A	28-17
1984...	Saints	A	34-24
1985...	Cardinals	H	28-16
1986...	Saints	H	16-7
1987...	Cardinals	H	24-19
1990...	Saints	A	28-7
1991...	Saints	H	27-3
1992...	Saints	H	30-21
1993...	Saints	H	20-17
1996...	Cardinals	A	28-14
1997...	Saints	A	27-10
1998...	Cardinals	H	19-17
2000...	Saints	H	21-10
2004...	Cardinals	H	34-10
2007...	Saints	A	31-24
2009...	Saints	A	*45-14
2010...	Cardinals	H	30-20
2013...	Saints	A	31-7
2015...	Cardinals	H	31-19
2016...	Saints	H	48-41

*Divisional Playoff Game



NEW YORK GIANTS (43-81-2)

1926...	Giants	A	20-0
1927...	Giants	A	28-7
1929...	Giants	A	24-21
1930...	Giants	A	25-12
	Giants	H	13-7
1935...	Cardinals	A	14-13
1936...	Giants	A	14-6
1938...	Giants	A	6-0
1939...	Giants	A	17-7
1941...	Cardinals	A	10-7
1942...	Giants	A	21-7
1943...	Giants	A	24-13
1944...	Giants	A	23-0
1946...	Giants	A	28-24
1947...	Giants	A	35-31
1948...	Cardinals	A	63-35
1949...	Giants	H	41-38
1950...	Cardinals	H	17-3
	Giants	A	51-21
1951...	Giants	A	28-17
	Giants	H	10-0
1952...	Cardinals	A	24-23
	Giants	H	28-6
1953...	Giants	A	21-7
	Giants	H	23-20
1954...	Giants	H	41-10
	Giants	A	31-17
1955...	Cardinals	H	28-17
	Giants	A	10-0
1956...	Cardinals	H	35-27
	Giants	A	23-10
1957...	Giants	A	27-14
	Giants	H	28-21
1958...	Giants	H	37-7
	Cardinals	A	23-6
1959...	Giants	A	9-3
	Giants	H	30-20
1960...	Giants	H	35-14
	Cardinals	A	20-13
1961...	Cardinals	A	21-10
	Giants	H	24-9
1962...	Giants	H	31-14
	Giants	A	31-28
1963...	Giants	H	38-21
	Cardinals	A	24-17
1964...	Giants	A	34-17
	Tie	H	10-10
1965...	Giants	A	14-10
	Giants	H	28-15
1966...	Cardinals	H	24-19
	Cardinals	A	20-17
1967...	Giants	H	37-20
	Giants	A	37-14
1968...	Cardinals	A	28-21
1969...	Cardinals	H	42-17
	Giants	A	49-6
1970...	Giants	A	35-17
	Giants	H	34-17
1971...	Giants	H	21-20
	Cardinals	A	24-7
1972...	Giants	A	27-21
	Giants	H	13-7
1973...	Cardinals	H	35-27
	Giants	A	24-13
1974...	Cardinals	A	23-21
	Cardinals	H	26-14
1975...	Cardinals	H	26-14
	Cardinals	A	20-13
1976...	Cardinals	H	27-21
	Cardinals	A	17-14
1977...	Cardinals	H	28-0
	Giants	A	27-7
1978...	Cardinals	H	20-10
	Giants	A	17-0
1979...	Cardinals	A	27-14
	Cardinals	H	29-20

1980...	Giants	H	41-35
	Cardinals	A	23-7
1981...	Giants	A	34-14
	Giants	H	20-10
1982...	Cardinals	H	24-21
1983...	Tie (OT)	H	20-20
	Cardinals	A	10-6
1984...	Giants	A	16-10
	Cardinals	H	31-21
1985...	Giants	A	27-17
	Giants	H	34-3
1986...	Giants	H	13-6
	Giants	A	27-7
1987...	Giants	A	30-7
	Cardinals	H	27-24
1988...	Cardinals	H	24-17
	Giants	A	44-7
1989...	Giants	A	35-7
	Giants	H	20-13
1990...	Giants	A	20-19
	Giants	H	24-21
1991...	Giants	A	20-9
	Giants	H	21-14
1992...	Giants	A	31-21
	Cardinals	H	19-0
1993...	Giants	A	19-17
	Cardinals	H	16-7
1994...	Giants	H	20-17
	Cardinals	A	10-9
1995...	Giants (OT)	A	27-21
	Giants	H	10-6
1996...	Giants	A	16-8
	Cardinals	H	31-23
1997...	Giants	H	27-13
	Giants	A	19-10
1998...	Giants	A	34-7
	Giants	H	23-19
1999...	Cardinals	H	14-3
	Cardinals	A	34-24
2000...	Giants	A	33-14
	Giants	H	31-7
2001...	Giants	H	17-10
	Giants	A	17-13
2002...	Cardinals	H	21-7
2004...	Cardinals	H	17-14
2005...	Giants	A	42-19
2008...	Giants	H	37-29
2009...	Cardinals	A	24-17
2011...	Giants	H	31-27
2014...	Cardinals	A	25-14



NEW YORK JETS (3-6)

1971...	Cardinals	H	17-10
1975...	Cardinals	A	37-6
1978...	Jets	A	23-10
1996...	Jets	H	31-21
1999...	Jets	A	12-7
2004...	Jets	H	13-3
2008...	Jets	A	56-35
2012...	Jets	A	7-6
2016...	Cardinals	H	28-3



OAKLAND RAIDERS (4-5)

1973...	Raiders	H	17-10
1983...	Cardinals	A	34-24
1989...	Raiders	A	16-14
1998...	Raiders	H	23-20
2001...	Cardinals (OT)	A	34-31
2002...	Raiders	H	41-20
2006...	Raiders	A	22-9
2010...	Cardinals	H	24-23
2014...	Cardinals	A	24-13



PHILADELPHIA EAGLES (59-56-5)

1935...	Cardinals	H	12-3
1936...	Cardinals	H	13-0
1937...	Tie	A	6-6
1938...	Eagles	H	7-0
1941...	Eagles	A	21-14
1943...	Eagles	A	*34-13
1945...	Eagles	A	21-6
1947...	Cardinals	A	45-21
	Cardinals	H	+28-21
1948...	Cardinals	H	21-14
	Eagles	A	+7-0
1949...	Eagles	A	28-3
1950...	Eagles	H	45-7
	Cardinals	A	14-10
1951...	Eagles	H	17-14
1952...	Eagles	A	10-7
	Cardinals	H	28-22
1953...	Eagles	H	56-17
	Eagles	A	38-0
1954...	Eagles	H	35-16
	Eagles	A	30-14
1955...	Tie	H	24-24
	Eagles	A	27-3
1956...	Cardinals	A	20-6
	Cardinals	H	28-17
1957...	Eagles	H	38-21
	Cardinals	A	31-27
1958...	Tie	H	21-21
	Eagles	A	49-21
1959...	Eagles	H	28-24
	Eagles	A	27-17
1960...	Eagles	A	31-27
	Eagles	H	20-6
1961...	Cardinals	A	30-27
	Eagles	H	20-7
1962...	Cardinals	A	27-21
	Cardinals	H	45-35
1963...	Cardinals	A	28-24
	Cardinals	H	38-14
1964...	Cardinals	A	38-13
	Cardinals	H	36-34
1965...	Eagles	A	34-27
	Eagles	H	28-24
1966...	Cardinals	H	16-13
	Cardinals	A	41-10
1967...	Cardinals	H	48-14
1968...	Cardinals	A	45-17
1969...	Eagles	H	34-30
1970...	Cardinals	A	35-20
	Cardinals	H	23-14
1971...	Eagles	H	37-20
	Eagles	A	19-7
1972...	Tie	A	6-6
	Cardinals	H	24-23
1973...	Cardinals	A	34-23
	Eagles	H	27-24
1974...	Cardinals	H	7-3
	Cardinals	A	13-3
1975...	Cardinals	H	31-20
	Cardinals	A	24-23
1976...	Cardinals	H	31-14
	Cardinals	A	17-14
1977...	Cardinals	A	21-17
	Cardinals	H	21-16
1978...	Cardinals	A	16-10
	Eagles	H	14-10
1979...	Eagles	H	24-20
	Eagles	A	16-13
1980...	Cardinals	H	24-14
	Eagles	A	17-3
1981...	Eagles	H	52-10
	Eagles	A	38-0
1982...	Cardinals	A	23-20
1983...	Cardinals	A	14-11
	Cardinals	H	31-7

1984...	Cardinals	A	34-14
	Cardinals	H	17-16
1985...	Eagles	A	30-7
	Eagles	H	24-14
1986...	Cardinals	H	13-10
	Tie (OT)	A	10-10
1987...	Eagles	H	28-23
	Cardinals	A	31-19
1988...	Eagles	A	31-21
	Eagles	H	23-17
1989...	Eagles	H	17-5
	Eagles	A	31-14
1990...	Cardinals	A	23-21
	Eagles	H	23-21
1991...	Cardinals	A	26-10
	Eagles	H	34-14
1992...	Eagles	H	31-14
	Eagles	A	7-3
1993...	Eagles	A	23-17
	Cardinals	H	16-3
1994...	Eagles	A	17-7
	Cardinals	H	12-6
1995...	Eagles	H	31-19
	Eagles	A	21-20
1996...	Cardinals	H	36-30
	Eagles	A	29-19
1997...	Eagles (OT)	A	13-10
	Cardinals	H	31-21
1998...	Cardinals	H	17-3
	Cardinals (OT)	A	20-17
1999...	Cardinals	A	25-24
	Cardinals	H	21-17
2000...	Eagles	H	33-14
	Eagles	A	34-9
2001...	Cardinals	A	21-20
	Eagles	H	21-7
2002...	Eagles	A	38-14
2005...	Cardinals	H	27-21
2008...	Eagles	A	48-20
	Cardinals	H	**32-25
2011...	Cardinals	A	21-17
2012...	Cardinals	H	27-6
2013...	Eagles	A	24-21
2014...	Cardinals	H	24-20
2015...	Cardinals	A	40-17

**NFL Championship Game

*Philadelphia-Pittsburgh played as merged team in 1943.

+NFL Championship Game



PITTSBURGH STEELERS (23-35-3)

1933...	Steelers	H	14-13
1935...	Steelers	A	17-13
1936...	Cardinals	H	14-6
1937...	Cardinals	A	13-7
1939...	Cardinals	A	10-0
1940...	Tie	A	7-7
1942...	Steelers	A	19-3
1943...	Steelers	A	*34-13
1945...	Steelers	A	23-0
1946...	Steelers	A	14-7
1948...	Cardinals	A	24-7
1950...	Steelers	H	28-17
	Steelers	A	28-7
1951...	Steelers	H	28-14
1952...	Steelers	H	34-28
	Steelers	A	17-14
1953...	Steelers	A	31-28
	Steelers	H	21-17
1954...	Cardinals	H	17-14
	Steelers	A	20-17
1955...	Steelers	A	14-7
	Cardinals	H	27-13
1956...	Steelers	A	14-7
	Cardinals	H	38-27

1957...	Steelers	A	29-20
	Steelers	H	27-2
1958...	Steelers	H	27-20
	Steelers	A	38-21
1959...	Cardinals	H	45-24
	Steelers	A	35-20
1960...	Steelers	A	27-14
	Cardinals	H	38-7
1961...	Steelers	A	30-27
	Cardinals	H	20-0
1962...	Steelers	H	26-17
	Steelers	A	19-7
1963...	Steelers	A	23-10
	Cardinals	H	24-23
1964...	Cardinals	H	34-30
	Cardinals	A	21-20
1965...	Cardinals	A	20-7
	Cardinals	H	21-17
1966...	Steelers	A	30-9
	Cardinals	A	6-3
1967...	Cardinals	A	28-14
	Tie	H	14-14
1968...	Tie	H	28-28
	Cardinals	A	20-10
1969...	Cardinals	A	27-14
	Cardinals	H	47-10
1972...	Steelers	H	25-19
1979...	Steelers	H	24-21
1985...	Steelers	A	23-10
1988...	Cardinals	H	31-14
1994...	Cardinals (OT)	H	20-17
1997...	Steelers (OT)	H	26-20
2003...	Steelers	A	28-15
2007...	Cardinals	H	21-14
2008...	Steelers	H	**27-23
2011...	Steelers	H	32-20
2015...	Steelers	A	25-13

**Super Bowl XLIII

*Pittsburgh-Philadelphia played as a merged team in 1943



SAN FRANCISCO 49ERS (22-29)

1951...	Cardinals	A	27-21
1957...	Cardinals	A	20-10
1962...	49ers	H	24-17
1964...	Cardinals	A	23-13
1968...	49ers	A	35-17
1971...	49ers	H	26-14
1974...	Cardinals	A	34-9
1976...	Cardinals (OT)	H	23-20
1978...	Cardinals	A	16-10
1979...	Cardinals	H	13-10
1980...	49ers (OT)	A	24-21
1982...	49ers	H	31-20
1983...	49ers	H	42-27
1986...	49ers	A	43-17
1987...	49ers	A	34-28
1988...	Cardinals	H	24-23
1991...	49ers	A	14-10
1992...	Cardinals	H	24-14
1993...	49ers	A	28-14
1999...	49ers	H	24-10
2000...	49ers	A	27-20
2002...	49ers	A	38-28
	49ers	H	17-14
2003...	Cardinals (OT)	H	16-13
	49ers	A	50-14
2004...	49ers (OT)	A	31-28
	49ers (OT)	H	31-28
2005...	Cardinals	H*	31-14
	Cardinals	A	17-10
2006...	Cardinals	H+	34-27
	Cardinals	A	26-20
2007...	49ers	A	20-17
	49ers (OT)	H	37-31



2008	Cardinals	A	23-13
	Cardinals	H	29-24
2009	49ers	H	20-16
	49ers	A	24-9
2010	49ers	H	27-6
	49ers	A	38-7
2011	49ers	A	23-7
	Cardinals	H	21-19
2012	49ers	H	24-3
	49ers	A	27-13
2013	49ers	A	32-20
	49ers	H	23-20
2014	Cardinals	H	23-14
	49ers	A	20-17
2015	Cardinals	H	47-7
	Cardinals	A	19-13
2016	Cardinals	A	33-21
	Cardinals	H	23-20

+First regular season game at University of Phoenix Stadium

*Mexico City



SEATTLE SEAHAWKS (18-17-1)

1976	Cardinals	A	30-24
1983	Cardinals	H	33-28
1989	Cardinals	A	34-24
1993	Cardinals (OT)	A	30-27
1995	Cardinals (OT)	H	20-14
1998	Seahawks	A	33-14
2002	Cardinals	A	27-14
	Seahawks	H	27-6
2003	Seahawks	H	38-0
	Seahawks	A	28-10
2004	Cardinals	H	25-17
	Seahawks	A	24-21
2005	Seahawks	A	37-12
	Seahawks	H	33-19
2006	Seahawks	A	21-10
	Cardinals	H	27-21
2007	Cardinals	H	23-20
	Seahawks	A	42-21
2008	Cardinals	A	26-20
	Cardinals	H	34-21
2009	Cardinals	A	27-3
	Cardinals	H	31-20
2010	Seahawks	A	22-10
	Seahawks	H	36-18
2011	Seahawks	A	13-10
	Cardinals (OT)	H	23-20
2012	Cardinals	H	20-16
	Seahawks	A	58-0
2013	Seahawks	H	34-22
	Cardinals	A	17-10
2014	Seahawks	A	19-3
	Seahawks	H	35-6
2015	Cardinals	A	39-32
	Seahawks	H	36-6
2016		H	6-6
	Cardinals	A	34-31



TAMPA BAY BUCCANEERS (10-9)

1977	Buccaneers	A	17-7
1981	Buccaneers	A	20-10
1983	Cardinals	A	34-27
1985	Buccaneers	A	16-0
1986	Cardinals	A	21-17
	Cardinals	H	30-19
1987	Cardinals	H	31-28
	Cardinals	A	31-14
1988	Cardinals	A	30-24

1989	Buccaneers	H	14-13
1992	Buccaneers	A	23-7
	Buccaneers	H	7-3
1996	Cardinals	H	13-9
1997	Buccaneers	A	19-18
2004	Cardinals	H	12-7
2007	Buccaneers	A	17-10
2010	Buccaneers	H	38-35
2013	Cardinals	A	13-10
2016	Cardinals	H	40-7



TENNESSEE TITANS (6-4)

1970	Cardinals	H	44-0
1974	Cardinals	A	31-27
1979	Cardinals	A	24-17
1985	Oilers	H	20-10
1988	Oilers	A	38-20
1994	Cardinals	A	30-12
1997	Oilers	H	41-14
2005	Cardinals	H	20-10
2009	Titans	A	20-17
2013	Cardinals (OT)	A	37-34



WASHINGTON REDSKINS (46-75-2)

1932	Cardinals	A	9-0
	Braves	H	8-6
1933	Redskins	H	10-0
	Tie	A	0-0
1934	Redskins	A	9-0
1935	Cardinals	A	6-0
1936	Redskins	A	13-10
1937	Cardinals	A	21-14
1939	Redskins	A	28-7
1940	Redskins	A	28-21
1942	Redskins	A	28-0
1943	Redskins	A	13-7
1944	Redskins	A	42-20
1945	Redskins	A	24-21
1947	Redskins	A	45-21
1949	Cardinals	H	38-7
1950	Cardinals	A	38-28
1951	Redskins	H	7-3
	Redskins	A	20-17
1952	Redskins	H	23-7
	Cardinals	A	17-6
1953	Redskins	H	24-13
	Redskins	A	28-17
1954	Cardinals	H	38-16
	Redskins	A	37-20
1955	Cardinals	A	24-10
	Redskins	H	31-0
1956	Cardinals	A	31-13
	Redskins	H	17-14
1957	Redskins	H	37-14
	Cardinals	A	44-14
1958	Cardinals	H	37-10
	Redskins	A	45-31
1959	Cardinals	H	49-21
	Redskins	A	23-14
1960	Cardinals	H	44-7
	Cardinals	A	26-14
1961	Cardinals	A	24-0
	Cardinals	H	38-24
1962	Redskins	A	24-14
	Tie	H	17-17
1963	Cardinals	A	21-7
	Cardinals	H	24-20

1964	Cardinals	A	23-17
	Cardinals	H	38-24
1965	Cardinals	A	37-16
	Redskins	H	24-20
1966	Cardinals	H	23-7
	Redskins	A	26-20
1967	Cardinals	A	27-21
1968	Cardinals	H	41-14
1969	Redskins	A	33-17
1970	Cardinals	H	27-17
	Redskins	A	28-27
1971	Redskins	H	24-17
	Redskins	A	20-0
1972	Redskins	A	24-10
	Redskins	H	33-3
1973	Cardinals	H	34-27
	Redskins	A	31-13
1974	Cardinals	A	17-10
	Cardinals	H	23-20
1975	Redskins	A	27-17
	Cardinals (OT)	H	20-17
1976	Redskins	A	20-10
	Redskins	H	20-16
1977	Redskins	A	24-14
	Redskins	H	26-20
1978	Redskins	H	28-10
	Cardinals	A	27-17
1979	Redskins	H	17-7
	Redskins	A	30-28
1980	Redskins	A	23-0
	Redskins	H	31-7
1981	Cardinals	H	40-30
	Redskins	A	42-21
1982	Redskins	H	12-7
	Redskins	A	28-0
1983	Redskins	H	38-14
	Redskins	A	45-7
1984	Cardinals	H	26-24
	Redskins	A	29-27
1985	Redskins	A	27-10
	Redskins	H	27-16
1986	Redskins	A	28-21
	Redskins	H	20-17
1987	Redskins	A	28-21
	Redskins	H	34-17
1988	Cardinals	H	30-21
	Redskins	A	33-17
1989	Redskins	A	30-28
	Redskins	H	29-10
1990	Redskins	A	31-0
	Redskins	H	38-10
1991	Redskins	A	34-0
	Redskins	H	20-14
1992	Cardinals	H	27-24
	Redskins	A	41-3
1993	Cardinals	A	17-10
	Cardinals	H	36-6
1994	Cardinals (OT)	A	19-16
	Cardinals	H	17-15
1995	Redskins	A	27-7
	Cardinals	H	24-20
1996	Cardinals (OT)	A	37-34
	Cardinals	H	27-26
1997	Redskins (OT)	A	19-13
	Redskins	H	38-28
1998	Cardinals	H	29-27
	Cardinals	A	45-42
1999	Redskins	H	24-10
	Redskins	A	28-3
2000	Cardinals	H	16-15
	Redskins	A	20-3
2001	Redskins	H	20-10
	Redskins	A	17-10
2002	Redskins	A	31-21
2005	Redskins	H	17-13
2007	Redskins	A	21-19
2008	Redskins	A	24-17
2011	Redskins	A	22-21
2014	Cardinals	H	30-20
2016	Cardinals	H	31-23



ANNUAL STATISTICAL LEADERS

SCORING

Year	Player	TDs	PAT	FG	Pts.
1945	Leo Cantor	5	0	0	30
1946	Ward Cuff	2	28-30	5-12	55
1947	Pat Harder	7	39-40	7-10	102
1948	Pat Harder	6	*53-53	7-17	110
1949	Pat Harder	8	45-47	3-5	102
1950	Bob Shaw	12	0	0	72
1951	Billy Cross	6	0	0	36
1952	Ollie Matson	9	0	0	54
1953	Pat Summerall	0	23-23	9-24	50
1954	Ollie Matson	9	0	0	54
1955	Pat Summerall	1	23-25	8-19	53
1956	Pat Summerall	0	30-30	10-18	60
1957	Ollie Matson	9	0	0	54
1958	Ollie Matson	10	0	0	60
1959	Bobby Joe Conrad	6	30-31	6-9	84
1960	Sonny Randle	15	0	0	90
1961	Sonny Randle	9	0	0	54
1962	John David Crow	*17	0	0	102
1963	Jim Bakken	0	44-44	11-21	77
1964	Jim Bakken	0	40-40	25-38	115
1965	Jim Bakken	0	33-33	21-31	96
1966	Jim Bakken	0	27-28	23-40	96
1967	Jim Bakken	0	36-36	27-39	117
1968	Jim Bakken	0	40-40	15-24	85
1969	Jim Bakken	0	38-40	12-24	74
1970	Jim Bakken	0	37-38	20-32	97
1971	Jim Bakken	0	24-24	21-32	87
1972	Jim Bakken	0	19-21	14-22	61
1973	Jim Bakken	0	31-31	23-32	100
1974	Jim Bakken	0	30-36	13-22	69
1975	Jim Bakken	0	40-41	19-24	97
1976	Jim Bakken	0	33-35	20-27	93
1977	Jim Bakken	0	35-36	7-16	56
1978	Jim Bakken	0	27-31	11-22	60
1979	Ottis Anderson	10	0	0	60

Year	Player	TDs	PAT	FG	Pts.
1980	Ottis Anderson	9	0	0	54
1981	Neil O'Donoghue	0	36-37	19-32	93
1982	Neil O'Donoghue	0	15-16	8-13	39
1983	Neil O'Donoghue	0	45-47	15-29	90
1984	Neil O'Donoghue	0	48-51	23-35	117
1985	Stump Mitchell	10	0	0	60
1986	John Lee	0	14-17	8-13	38
1987	Jim Gallery	0	30-31	9-19	57
1988	Al Del Greco	0	42-44	12-21	78
1989	Al Del Greco	0	28-29	18-26	82
1990	Al Del Greco	0	31-31	17-27	82
1991	Greg Davis	0	19-19	21-30	82
1992	Greg Davis	0	28-28	13-26	67
1993	Greg Davis	0	37-37	21-28	100
1994	Greg Davis	0	17-17	20-26	77
1995	Greg Davis	0	19-19	30-39	109
1996	Kevin Butler	0	17-19	14-17	59
1997	Joe Nedney	0	19-19	11-17	52
1998	Joe Nedney	0	30-30	13-19	69
1999	Chris Jacke	0	26-26	19-27	83
2000	Cary Blanchard	0	18-19	16-23	66
2001	Bill Gramatica	0	25-25	16-20	73
2002	Bill Gramatica	0	29-29	15-21	74
2003	Anquan Boldin	8	0	0	48
2004	Neil Rackers	0	28-28	22-29	94
2005	Neil Rackers	0	20-20	*40-42	*140
2006	Neil Rackers	0	32-32	28-37	116
2007	Neil Rackers	0	47-48	21-30	110
2008	Neil Rackers	0	44-44	25-28	119
2009	Neil Rackers	0	37-38	16-17	85
2010	Jay Feely	1	29-29	24-27	107
2011	Jay Feely	0	33-33	19-24	90
2012	Jay Feely	0	25-25	25-28	100
2013	Jay Feely	0	37-37	30-36	127
2014	Chandler Catanzaro	0	27-27	29-33	114
2015	Chandler Catanzaro	0	53-58	28-31	137
2016	David Johnson	20	0	0	122

*Cardinal record

RUSHING

Year	Player	Att.	Yards	Avg.	Long	TDs
1945	Frank Seno	93	355	3.0	47	2
1946	Pat Harder	106	545	5.1	55	4
1947	Elmer Angsman	110	412	3.7	18	7
1948	Charley Trippi	128	690	5.4	50	6
1949	Elmer Angsman	125	674	5.4	*82t	6
1950	Pat Harder	99	454	4.6	22	1
1951	Charley Trippi	78	501	6.4	32	4
1952	Charley Trippi	72	350	4.9	59	4
1953	Charley Trippi	97	443	4.5	21	0
1954	Ollie Matson	101	506	5.0	79	4
1955	Ollie Matson	109	475	4.3	54	1
1956	Ollie Matson	192	924	4.8	79	5
1957	Ollie Matson	134	577	4.3	57	6
1958	Ollie Matson	129	505	3.9	55	5
1959	John David Crow	140	666	4.8	73t	3
1960	John David Crow	183	1,071	*5.9	57	6
1961	Prentice Gautt	129	523	4.1	54t	3
1962	John David Crow	192	751	3.9	35	*14
1963	Joe Childress	174	701	4.0	28	2
1964	John David Crow	163	554	3.4	57	7
1965	Bill Triplett	174	617	3.5	59t	6
1966	Johnny Roland	192	695	3.6	50	5
1967	Johnny Roland	234	876	3.7	70	10
1968	Willis Crenshaw	203	813	4.0	66t	6
1969	Cid Edwards	107	504	4.7	48	3
1970	MacArthur Lane	206	977	4.7	75	11
1971	MacArthur Lane	150	592	3.9	40	3
1972	Donny Anderson	153	536	3.5	19	4
1973	Donny Anderson	167	679	4.1	54	10
1974	Terry Metcalf	152	718	4.7	75	6
1975	Jim Otis	269	1,076	4.0	30	5
1976	Jim Otis	233	891	3.8	23	2
1977	Terry Metcalf	149	739	5.0	62	4
1978	Jim Otis	197	664	3.4	17	8
1979	Ottis Anderson	331	*1,605	4.8	76	8

Year	Player	Att.	Yards	Avg.	Long	TDs
1980	Ottis Anderson	301	1,352	4.5	52	9
1981	Ottis Anderson	328	1,376	4.2	28	9
1982	Ottis Anderson	145	587	4.0	64	3
1983	Ottis Anderson	296	1,270	4.3	43	5
1984	Ottis Anderson	289	1,174	4.1	24	6
1985	Stump Mitchell	183	1,006	5.5	64	7
1986	Stump Mitchell	174	800	4.6	44	5
1987	Stump Mitchell	203	781	3.8	42	3
1988	Earl Ferrell	202	924	4.6	47	7
1989	Earl Ferrell	149	502	3.4	44t	6
1990	Johnny Johnson	234	924	4.0	41	5
1991	Johnny Johnson	196	666	3.4	21	4
1992	Johnny Johnson	178	734	4.1	42t	6
1993	Ronald Moore	263	1,018	3.9	20	9
1994	Ronald Moore	232	780	3.4	24	4
1995	Garrison Hearst	284	1,070	3.8	38	1
1996	LeShon Johnson	141	634	4.5	70t	3
1997	Leeland McElroy	135	424	3.1	18	2
1998	Adrian Murrell	274	1,042	3.8	32	8
1999	Adrian Murrell	193	553	2.9	22	0
2000	Michael Pittman	184	719	3.9	29	4
2001	Michael Pittman	241	846	3.5	42	5
2002	Marcel Shipp	188	834	4.4	56	6
2003	Marcel Shipp	228	830	3.6	36	0
2004	Emmitt Smith	267	937	3.5	29t	9
2005	Marcel Shipp	157	451	2.9	19	0
2006	Edgerin James	*337	1,159	3.4	18	6
2007	Edgerin James	324	1,222	3.8	27	7
2008	Edgerin James	133	514	3.9	35	3
2009	Beanie Wells	176	793	4.5	33	7
2010	Tim Hightower	153	736	4.8	80t	5
2011	Beanie Wells	245	1,047	4.3	71	10
2012	LaRod Stephens-Howling	110	356	3.2	52	4
2013	Rashard Mendenhall	217	687	3.2	28	8
2014	Andre Ellington	201	660	3.3	22	3
2015	Chris Johnson	196	814	4.2	62	3
2016	David Johnson	293	1,239	4.2	58t	16

*Cardinal record



PASSING

Year	Player	Att.	Comp.	Pct.	Yards	Long	TDs	Int.	Rating
1945	Paul Christman	219	89	40.6	1,147	70	5	12	42.5
1946	Paul Christman	229	100	43.7	1,656	82t	13	18	54.7
1947	Paul Christman	301	138	45.8	2,191	80	17	22	59.1
1948	Ray Mallouf	143	73	51	1,160	54t	13	6	91.2
1949	Paul Christman	151	75	49.7	1,015	50t	11	13	60
1950	Jim Hardy	257	117	45.5	1,636	58t	17	24	49.8
1951	Charley Trippi	191	88	46.1	1,191	80t	8	13	52.1
1952	Charley Trippi	181	84	46.4	890	56t	5	13	40.5
1953	Jim Root	192	80	41.9	1,149	77	8	11	52.1
1954	Lamar McHan	255	105	41.2	1,475	70	6	22	32.6
1955	Lamar McHan	207	78	38.8	1,085	74t	11	19	35.5
1956	Lamar McHan	152	72	47.4	1,159	75	10	8	73.3
1957	Lamar McHan	200	87	43.5	1,568	83t	11	15	58
1958	M.C. Reynolds	195	105	53.8	1,422	91t	11	11	72.6
1959	King Hill	181	82	45.3	1,015	31t	7	13	46.2
1960	John Roach	188	87	46.3	1,423	57t	17	18	62.6
1961	Sam Etcheverry	196	96	48.9	1,275	78	14	11	70.3
1962	Charley Johnson	308	150	48.7	2,440	86t	16	20	65.9
1963	Charley Johnson	423	222	52.5	3,280	78t	28	21	79.3
1964	Charley Johnson	420	223	53.1	3,045	78t	21	24	69.4
1965	Charley Johnson	322	155	48.1	2,439	78t	18	15	72.8
1966	Charley Johnson	205	103	50.2	1,334	69t	10	11	64.8
1967	Jim Hart	397	192	48.4	3,008	76t	19	*30	58.3
1968	Jim Hart	316	140	44.3	2,059	80t	15	18	58.4
1969	Charley Johnson	260	131	50.4	1,847	84t	13	13	69.5
1970	Jim Hart	373	171	45.8	2,574	79	14	18	61.6
1971	Jim Hart	243	110	45.3	1,626	57t	8	14	54.5
1972	Gary Cuozzo	158	69	43.7	897	68t	5	11	43.6
1973	Jim Hart	320	178	55.6	2,223	69t	15	10	80.1
1974	Jim Hart	388	200	51.6	2,411	80t	20	8	79.5
1975	Jim Hart	345	182	52.8	2,507	80t	19	19	71.8
1976	Jim Hart	388	218	56.2	2,946	77t	18	13	81.7
1977	Jim Hart	354	185	52.3	2,534	69	13	20	64.5
1978	Jim Hart	477	240	50.3	3,121	74	16	18	66.7
1979	Jim Hart	378	194	51.3	2,218	48	9	20	55.2
1980	Jim Hart	425	228	53.7	2,946	69t	16	20	68.8
1981	Jim Hart	241	134	55.6	1,694	58t	11	14	70.1
1982	Neil Lomax	205	109	53.2	1,367	42	5	6	70.4
1983	Neil Lomax	354	209	59	2,636	71t	24	11	92
1984	Neil Lomax	560	345	61.6	4,614	83t	28	16	92.5
1985	Neil Lomax	471	266	56.5	3,214	47	18	12	79.9
1986	Neil Lomax	421	240	57	2,583	48t	13	12	73.4
1987	Neil Lomax	463	275	59.4	3,387	57	24	12	88.5
1988	Neil Lomax	474	218	46.0	3,395	93t	20	11	86.5
1989	Gary Hogeboom	364	204	56	2,591	59t	14	19	69.5
1990	Tim Rosenbach	437	237	54.2	3,098	68t	16	17	72.8
1991	Tom Tupa	315	165	52.4	2,053	65t	6	13	62
1992	Chris Chandler	413	245	59.3	2,832	72t	15	15	77.1
1993	Steve Beuerlein	418	258	61.7	3,164	65t	18	17	82.5
1994	Steve Beuerlein	255	130	51	1,545	63	5	9	61.6
1995	Dave Krieg	521	304	58.3	3,554	48	16	21	72.6
1996	Boomer Esiason	339	190	56	2,293	64t	11	14	70.6
1997	Jake Plummer	296	157	53	2,203	70t	15	15	73.1
1998	Jake Plummer	447	324	59.2	3,737	57	17	20	75
1999	Jake Plummer	381	207	54.3	2,111	63	9	24	50.8
2000	Jake Plummer	476	270	56.8	2,946	68t	13	21	65.6
2001	Jake Plummer	525	304	57.9	3,653	68t	18	14	79.6
2002	Jake Plummer	530	284	53.6	2,972	80t	18	20	65.7
2003	Jeff Blake	367	208	56.7	2,247	71t	13	15	69.6
2004	Josh McCown	408	233	57.1	2,511	48	11	10	74.1
2005	Kurt Warner	375	242	64.5	2,713	63	11	9	85.8
2006	Matt Leinart	377	214	56.8	2,547	57	11	12	74.0
2007	Kurt Warner	451	281	62.3	3,417	62	27	17	89.8
2008	Kurt Warner	*598	*401	*67.1	4,583	79t	30	14	96.9
2009	Kurt Warner	513	339	66.1	3,753	45	26	14	93.2
2010	Derek Anderson	327	169	51.7	2,065	43	7	10	65.9
2011	Kevin Kolb	253	146	57.7	1,955	73t	9	8	81.0
2012	Kevin Kolb	183	109	59.6	1,169	46t	8	3	86.1
2013	Carson Palmer	572	362	63.3	4,274	91t	24	22	83.9
2014	Drew Stanton	240	132	55.0	1,711	49	7	5	78.7
2015	Carson Palmer	537	342	63.7	*4,671	68	*35	11	*104.6
2016	Carson Palmer	597	364	61.0	4,233	80t	26	14	87.2

QUARTERBACK SACKS (OFFICIAL STATISTIC BEGAN IN 1982)

Year	Player, Position	Total	Year	Player, Position	Total
1970	Chuck Walker, DE	9.0	1995	Clyde Simmons, DE	11.0
1971	Bob Rowe, DT	5.5	1996	Simeon Rice, DE	12.5
1972	Ron Yankowski, DE	6.0	1997	Eric Swann, DT	7.5
1973	Bob Rowe, DT	6.5	1998	Simeon Rice, DE	10.0
1974	Ron Yankowski, DE	9.0	1999	Simeon Rice, DE	16.5
1975	Bob Bell, DE	10.0	2000	Simeon Rice, DE	7.0
1976	John Zook, DE	9.5	2001	Rob Fredrickson, LB	7.0
1977	Mike Dawson, DT	8.0	2002	Kyle Vanden Bosch, DE	4.0
1978	Mike Dawson, DT	9.0	2003	Dennis Johnson, DE	3.0
1979	Bob Pollard, DE	9.0		Ray Thompson, LB	3.0
1980	Curtis Greer, DE	6.5	2004	Bertrand, Berry, DE	14.5
1981	Curtis Greer, DE	12.5	2005	Adrian Wilson, SS	*8.0
1982	Curtis Greer, DE	7.5	2006	Chike Okefor, DE	8.5
1983	Curtis Greer, DE	10.0	2007	Darnell Dockett, DE	8.0
1984	Curtis Greer, DE	14.0	2008	Bertrand Berry, DE	5.0
1985	Curtis Greer, DE	7.0	2009	Darnell Dockett, DT	7.0
1986	Al Baker, DE	10.0		Calais Campbell, DE	7.0
1987	Freddie Joe Nunn, DE	11.0	2010	Calais Campbell, DE	6.0
1988	Freddie Joe Nunn, DE	14.0	2011	Calais Campbell, DE	8.0
1989	Ken Harvey, LB	7.0	2012	Daryl Washington, LB	9.0
1990	Ken Harvey, LB	10.0	2013	John Abraham, LB	11.5
1991	Ken Harvey, LB	9.0	2014	Alex Okafor, LB	8.0
1992	Ken Harvey, LB	6.0	2015	Dwight Freeneey, LB	8.0
1993	Ken Harvey, LB	9.5	2016	Markus Golden, LB	12.5
1994	Eric Swann, DT	7.0	**NFL record for defensive back		*Cardinal record



RECEIVING

Year	Player	No.	Yards	Avg.	Long	TDs
1945	Billy Dewell	26	370	14.2	70	1
1946	Billy Dewell	27	643	*23.8	82t	7
	Mal Kutner	27	634	23.5	63	5
1947	Mal Kutner	43	994	21.9	70	7
1948	Mal Kutner	41	943	23.0	71	14
1949	Charley Trippi	34	484	14.1	49	6
1950	Bob Shaw	48	971	20.2	65	12
1951	Fran Polsfoot	57	796	14.0	80t	4
1952	Don Stonesifer	54	617	11.4	26	0
1953	Don Stonesifer	56	684	12.2	46	2
1954	Don Stonesifer	44	607	13.8	39	3
1955	Don Stonesifer	28	330	11.8	28	5
1956	Don Stonesifer	22	320	14.5	58	2
1957	Gern Nagler	27	475	17.6	83t	4
1958	Woodley Lewis	46	690	15.0	64	4
1959	Woodley Lewis	34	534	15.7	85t	3
1960	Sonny Randle	62	892	14.4	57	+15
1961	Sonny Randle	44	591	13.4	41	9
1962	Sonny Randle	63	1,158	18.4	+86t	7
1963	Bobby Joe Conrad	73	967	13.2	48	10
1964	Bobby Joe Conrad	61	780	12.8	53	6
1965	Bobby Joe Conrad	58	909	15.7	71	5
1966	Jackie Smith	45	810	18.0	69	3
1967	Jackie Smith	56	1,205	21.5	76t	9
1968	Jackie Smith	49	789	16.1	65	2
1969	Dave Williams	56	702	12.5	61	7
1970	John Gilliam	45	952	21.1	79	5
1971	John Gilliam	42	837	19.9	54	3
1972	Johnny Roland	38	321	8.4	27	2
1973	Jackie Smith	41	600	14.6	42	1
	Donny Anderson	41	409	10.0	44	3
1974	Terry Metcalf	50	377	7.5	22	1
1975	Mel Gray	48	926	19.3	74	11
1976	Ike Harris	52	782	15.0	40	1
1977	Ike Harris	40	547	13.7	38	3
1978	Pat Tilley	62	900	14.5	43	3
1979	Pat Tilley	57	938	16.4	51t	6

PUNTING

Year	Player	No.	Avg.	Long	Blocked
1945	James Reynolds	38	36.4	48	0
1946	William Blackburn	35	41.9	60	0
1947	Ray Mallouf	43	39.9	62	0
1948	Ray Mallouf	45	39.0	61	0
1949	John Cochran	52	42.0	66	0
1950	Jim Hardy	56	39.4	76	0
1951	Fran Polsfoot	47	40.7	56	0
1952	Frank Tripucka	35	37.5	57	0
1953	Charley Trippi	54	42.8	63	0
1954	Charley Trippi	59	39.1	62	0
1955	Dave Mann	43	40.0	60	0
1956	Dave Mann	36	37.4	58	1
1957	Dave Mann	59	42.5	67	0
1958	Bobby Gordon	55	38.0	66	0
1959	Jerry Norton	59	44.9	60	0
1960	Jerry Norton	39	45.6	62	0
1961	Jerry Norton	85	44.7	78	1
1962	Sam Etcheverry	59	38.3	61	1
1963	Jerry Stovall	65	40.7	69	0
1964	Jackie Smith	41	40.4	64	0
1965	Jackie Smith	39	39.3	62	1
1966	Jackie Smith	47	37.9	56	1
1967	Chuck Latourette	62	40.8	67	0
1968	Chuck Latourette	65	41.6	55	0
1969	King Hill	73	37.6	57	1
1970	Chuck Latourette	65	40.9	59	0
1971	Chuck Latourette	56	38.5	55	1
1972	Donny Anderson	72	39.5	61	0
1973	Gary Kiethley	66	37.5	55	1
1974	Hal Roberts	81	38.7	57	0
1975	Jeff West	64	37.7	58	1
1976	Terry Joyce	64	36.4	54	2
1977	Duane Carrell	49	35.9	53	0
1978	Mike Wood	51	37.6	*81	0
1979	Steve Little	80	38.2	56	2

Year	Player	No.	Yards	Avg.	Long	TDs
1980	Pat Tilley	68	966	14.2	60t	6
1981	Pat Tilley	66	1,040	15.7	75	3
1982	Pat Tilley	36	465	14.5	34	2
1983	Roy Green	78	1,227	15.7	71t	14
1984	Roy Green	78	1,555	19.9	83t	12
1985	Roy Green	50	693	13.9	47	5
1986	J.T. Smith	80	1,014	12.7	45	6
1987	J.T. Smith	91	1,117	12.3	38	8
1988	J.T. Smith	83	986	11.9	29	5
1989	J.T. Smith	62	778	12.5	31	5
1990	Ricky Proehl	56	802	14.3	45t	4
1991	Ernie Jones	61	957	15.7	53	4
1992	Ricky Proehl	60	744	12.4	63t	3
1993	Larry Centers	66	603	9.1	29	3
1994	Larry Centers	77	647	8.4	36	2
1995	Larry Centers	101	962	9.5	32	2
1996	Larry Centers	99	766	7.7	39	7
1997	Rob Moore	97	1,584	16.3	47t	8
1998	Frank Sanders	89	1,145	12.9	42	3
1999	Frank Sanders	79	954	12.1	63	1
2000	Michael Pittman	73	579	7.9	36t	2
2001	David Boston	98+*	1,598	16.3	63t	8
2002	Freddie Jones	44	358	8.1	24	1
2003	Anquan Boldin	101	1,377	13.6	71t	8
2004	Larry Fitzgerald	58	780	13.4	48	8
2005	Larry Fitzgerald	**103	1,409	13.7	47	10
2006	Anquan Boldin	83	1,203	14.5	64	4
2007	Larry Fitzgerald	*100	*1,409	14.1	48t	10
2008	Larry Fitzgerald	*96	*1,431	14.9	78t	**12
2009	Larry Fitzgerald	97	1,092	11.3	34t	**13
2010	Larry Fitzgerald	90	1,137	12.6	41	6
2011	Larry Fitzgerald	80	1,411	17.6	73t	8
2012	Larry Fitzgerald	71	798	11.2	37t	4
2013	Larry Fitzgerald	82	954	11.6	75t	10
2014	Larry Fitzgerald	63	784	12.4	80t	2
2015	Larry Fitzgerald	+109	1,215	11.1	44	9
2016	Larry Fitzgerald	**107	1,023	9.6	32	6

+Cardinal record

**NFL Leader

*NFC Leader

Year	Player	No.	Avg.	Long	Blocked
1980	Larry Swider	99	41.5	66	1
1981	Carl Birdsong	69	41.8	75	0
1982	Carl Birdsong	54	43.8	65	0
1983	Carl Birdsong	85	41.5	59	0
1984	Carl Birdsong	67	38.7	59	1
1985	Carl Birdsong	85	41.7	67	2
1986	Greg Cater	61	37.2	52	1
1987	Greg Horne	24	40.5	51	0
1988	Greg Horne	79	40.9	66	1
1989	Rich Camarillo	76	43.4	58	0
1990	Rich Camarillo	67	42.8	63	0
1991	Rich Camarillo	76	45.3	60	1
1992	Rich Camarillo	54	42.9	73	0
1993	Rich Camarillo	73	43.7	61	0
1994	Jeff Feagles	98	40.8	54	0
1995	Jeff Feagles	72	43.8	60	0
1996	Jeff Feagles	76	43.8	68	1
1997	Jeff Feagles	91	44.3	62	1
1998	Scott Player	81	41.7	67	1
1999	Scott Player	94	42.0	60	0
2000	Scott Player	65	44.2	55	0
2001	Scott Player	67	41.5	58	0
2002	Scott Player	88	43.9	58	1
2003	Scott Player	82	42.8	64	1
2004	Scott Player	98	43.2	57	1
2005	Scott Player	73	43.9	60	1
2006	Scott Player	66	44.9	58	2
2007	Mike Barr	59	40.4	61	1
2008	Dirk Johnson	40	41.8	59	0
2009	Ben Graham	86	*47.0	64	0
2010	Ben Graham	94	43.4	65	0
2011	Dave Zastudil	87	45.2	66	0
2012	Dave Zastudil	*112	46.5	70	0
2013	Dave Zastudil	78	45.7	60	0
2014	Drew Butler	79	42.1	67	2
2015	Drew Butler	60	42.9	58	1
2016	Ryan Quigley	34	41.6	55	1

*Cardinal record



PUNT RETURNS

Year	Player	No.	Yards	Avg.	Long	TDs
1945	Frank Seno	10	103	10.3	25	0
1946	Frank Seno	17	176	10.3	21	0
1947	John Cochran	10	147	14.7	31	0
1948	Jerry Davis	16	334	*20.9	70t	*2
1949	John Cochran	15	314	*20.9	71t	*2
1950	Don Paul	18	194	10.8	82	1
1951	Don Paul	19	143	7.5	23	0
1952	Billy Cross	21	177	8.4	38	0
1953	Charley Trippi	21	239	11.4	38	0
1954	Ollie Matson	11	100	9.1	59	1
1955	Ollie Matson	13	245	18.8	78	*2
1956	Frank Bernardi	18	217	12.1	*95t	1
1957	Woodley Lewis	24	175	7.3	31	0
1958	Bobby Joe Conrad	19	129	6.8	16	0
1959	Bill Stacy	29	281	9.7	74	*2
1960	Bill Stacy	14	62	4.4	24	0
1961	Willie West	11	98	8.9	28	0
1962	Norm Beal	7	46	6.6	14	0
1963	Billy Gambrell	11	111	10.0	49	0
1964	Billy Gambrell	12	126	10.5	36	0
	Jim Burson	12	125	10.4	68t	1
1965	Abe Woodson	17	7	0.4	13	0
1966	Johnny Roland	20	221	11.1	86t	1
1967	Phil Spiller	15	124	8.3	33	0
1968	Chuck Latourette	28	345	12.3	86t	1
1969	Roger Wehrli	13	65	5.0	25	0
1970	Chuck Latourette	30	171	5.7	16	0
1971	Larry Willingham	10	84	8.4	34	0
1972	Larry Willingham	9	41	4.6	13	0
1973	Gary Hammond	11	80	7.3	51	0
1974	Terry Metcalf	26	340	13.1	43	0
1975	Terry Metcalf	23	285	12.4	69t	1
1976	Terry Metcalf	17	188	11.1	39	0
1977	Terry Metcalf	14	108	7.7	23	0
1978	Willard Harrell	21	196	9.3	70t	1
1979	Willard Harrell	32	205	6.4	68	0
1980	Mark Bell	22	195	8.9	54	0

KICKOFF RETURNS

Year	Player	No.	Yards	Avg.	Long	TDs
1945	Frank Seno	19	408	21.4	31	0
1946	Frank Seno	13	408	31.3	105t	1
1947	Charley Trippi	15	321	21.4	33	0
1948	Jerry Davis	15	437	29.2	83	0
1949	Charley Trippi	18	427	23.7	48	0
1950	Don Paul	28	693	24.7	46	0
1951	Emil Stiko	17	429	25.2	41	0
1952	Ollie Matson	20	623	31.2	100t	*2
1953	Billy Cross	12	257	21.4	39	0
1954	Les Goble	27	749	27.7	94t	*2
1955	Ollie Matson	15	368	24.5	37	0
1956	Ollie Matson	13	362	27.7	105t	1
1957	Woodley Lewis	26	682	26.2	52	0
1958	Ollie Matson	14	497	*35.5	101t	*2
1959	Bobby Joe Conrad	18	388	21.7	33	0
1960	Willie West	13	370	28.5	87	0
1961	Pat Fischer	17	426	25.1	53	0
1962	Bill Triplett	24	608	25.3	49	0
1963	Jerry Stovall	15	419	27.9	55	0
1964	Jerry Stovall	24	566	23.6	47	0
1965	Abe Woodson	27	665	24.6	65	0
1966	Roy Shivers	27	762	28.2	94t	1
1967	Bobby Williams	24	583	24.3	38	0
1968	Chuck Latourette	46	1,237	26.9	75	0
1969	MacArthur Lane	20	523	26.2	69	0
1970	Chuck Latourette	13	254	19.5	24	0
1971	Mel Gray	30	740	24.7	65	0
1972	Bobby Moore	20	437	21.9	37	0
1973	Les Shy	16	445	27.8	97t	1
1974	Terry Metcalf	20	623	31.2	94t	1
1975	Terry Metcalf	35	960	27.4	93t	1
1976	Jerry Latin	16	357	22.3	39	0
	Terry Metcalf	16	325	20.3	33	0
1977	Terry Metcalf	32	772	24.1	51	0
1978	Willard Harrell	19	389	20.5	32	0
1979	Roy Green	41	1,007	24.6	106t	1
1980	Roy Green	32	745	23.3	37	0
1980	Roy Green	32	745	23.3	37	0

Year	Player	No.	Yards	Avg.	Long	TDs
1981	Stump Mitchell	42	445	10.6	50t	1
1982	Stump Mitchell	27	165	6.1	15	0
1983	Stump Mitchell	38	337	8.9	34	0
1984	Stump Mitchell	38	333	8.8	39	0
1985	J.T. Smith	26	283	10.9	31	0
1986	Vai Sikahema	43	522	12.1	71t	2
1987	Vai Sikahema	*44	550	12.5	76t	1
1988	Vai Sikahema	33	341	10.3	28	0
1989	Vai Sikahema	37	433	11.7	53	0
1990	Vai Sikahema	36	306	8.5	20	0
1991	John Jackson	31	244	7.9	19	0
1992	Johnny Bailey	20	263	13.2	65	0
1993	Johnny Bailey	35	282	8.1	58t	1
1994	Patrick Robinson	41	285	7.0	23	0
1995	Anthony Edwards	18	131	7.3	16	0
1996	Marcus Dowdell	34	297	8.7	35	0
1997	Kevin Williams	40	462	11.6	50	0
1998	Eric Metcalf	43	295	6.9	24	0
1999	Mac Cody	32	373	*11.7	31	0
2000	Mac Cody	31	222	7.2	25	0
2001	Arnold Jackson	40	461	11.5	55	0
2002	Arnold Jackson	31	182	5.9	22	0
2003	Anquan Boldin	20	130	6.5	19	0
2004	Karl Williams	42	286	6.8	38	0
2005	Reggie Swinton	42	334	8.0	32	0
2006	Troy Walters	24	250	10.4	37	0
2007	Steve Breaston	42	395	9.4	73t	1
2008	Steve Breaston	33	237	7.2	25	0
2009	Steve Breaston	38	253	6.7	64	0
2010	Andre Roberts	35	263	7.5	25	0
2011	Patrick Peterson	*44	*699	15.9	*99t	***4
2012	Patrick Peterson	51	426	8.4	26	0
2013	Patrick Peterson	33	198	6.0	22	0
2014	Ted Ginn, Jr.	26	277	10.7	71t	1
2015	Patrick Peterson	32	260	8.1	38	0
2016	John Brown	17	119	7.0	32	0

*Cardinal record **NFC leader

***NFL record

+NFL rookie record

Year	Player	No.	Yards	Avg.	Long	TDs
1981	Stump Mitchell	55	1,292	23.5	67	0
1982	Stump Mitchell	16	364	22.8	33	0
1983	Stump Mitchell	36	778	21.6	66	0
1984	Stump Mitchell	35	804	23.0	56	0
1985	Clyde Duncan	28	550	19.6	34	0
1986	Vai Sikahema	37	847	22.9	44	0
1987	Vai Sikahema	34	761	22.4	50	0
1988	Vai Sikahema	23	475	20.7	39	0
1989	Vai Sikahema	43	874	20.3	52	0
1990	Vai Sikahema	27	544	20.1	32	0
1991	Larry Centers	16	330	20.6	39	0
1992	Johnny Bailey	28	690	24.6	63	0
1993	Johnny Bailey	31	699	22.5	48	0
1994	Chuck Levy	26	513	19.7	31	0
1995	Ryan Terry	37	808	21.8	53	0
1996	Leeland McElroy	54	1,148	21.3	92	0
1997	Kevin Williams	59	1,458	24.7	63	0
1998	Eric Metcalf	57	1,218	21.4	59	0
1999	Mario Bates	52	1,231	23.7	68	0
2000	MarTay Jenkins	#82	#2,186	26.7	98t	1
2001	MarTay Jenkins	49	1,120	22.9	70	0
2002	Kevin Kasper	32	722	22.6	40	0
2003	Josh Scobey	73	1,684	23.1	100t	1
2004	Josh Scobey	32	723	22.6	71	0
2005	Reggie Swinton	63	1,456	23.1	90	0
2006	J.J. Arrington	66	1,503	22.8	99t	1
2007	Steve Breaston	62	1,391	22.7	59	0
2008	J.J. Arrington	36	923	25.6	93t	1
2009	LaRod Stephens-Howling	52	1,257	24.2	99t	1
2010	LaRod Stephens-Howling	57	*1,548	27.2	102t	*2
2011	LaRod Stephens-Howling	36	857	23.8	37	0
2012	William Powell	21	507	24.1	65	0
	LaRod Stephens-Howling	18	405	22.5	38	0
2013	Javier Arenas	23	493	21.4	46	0
2014	Ted Ginn, Jr.	22	417	19.0	43	0
2015	David Johnson	22	598	27.2	*108t	1
2016	Brittan Golden	11	266	24.2	49	0

*Cardinal record +Ties NFL record #NFL/Cardinal record

**NFL leader



FIELD GOALS

Year	Player	Att.	Made	Pct.	Long
1945	Conway Baker	1	0	.000	—
1946	Ward Cuff	12	5	.417	42
1947	Pat Harder	10	7	.700	35
1948	Pat Harder	17	7	.412	36
1949	Ventan Yablonski	6	5	.833	34
1950	Pat Harder	9	4	.444	47
1951	Cliff Patton	8	5	.625	27
1952	Joe Geri	18	2	.111	40
1953	Pat Summerall	24	9	.375	49
1954	Pat Summerall	19	8	.421	50
1955	Pat Summerall	19	8	.421	42
1956	Pat Summerall	22	10	.455	42
1957	Pat Summerall	17	6	.353	34
1958	Bobby Joe Conrad	17	6	.353	45
1959	Bobby Joe Conrad	9	6	.667	37
1960	Gerry Perry	20	13	.650	44
1961	Gerry Perry	16	7	.438	38
1962	Gerry Perry	12	5	.417	42
1963	Jim Bakken	21	11	.524	45
1964	Jim Bakken	38	25	.659	51
1965	Jim Bakken	31	21	.677	45
1966	Jim Bakken	40	23	.575	47
1967	Jim Bakken	39	27	.692	47
1968	Jim Bakken	24	15	.625	47
1969	Jim Bakken	24	12	.500	46
1970	Jim Bakken	32	20	.625	49
1971	Jim Bakken	32	21	.656	45
1972	Jim Bakken	22	14	.636	49
1973	Jim Bakken	32	23	.719	46
1974	Jim Bakken	22	13	.591	47
1975	Jim Bakken	24	19	.792	47
1976	Jim Bakken	27	20	.741	43
1977	Jim Bakken	16	7	.438	49
1978	Jim Bakken	22	11	.500	45
1979	Steve Little	19	10	.526	51

INTERCEPTIONS

Year	Player	No.	Yards	Avg.	Long	TDs
1945	Leo Cantor	5	70	14.0	26	0
1946	Mal Kutner	5	29	5.8	24	0
1947	John Cochran	8	122	15.3	39	0
1948	John Cochran	7	111	15.9	32	0
1949	Bob Nussbaumer	*12	157	13.1	68	0
1950	Jerry Davis	9	40	4.4	15	0
1951	S.J. Whitman	7	102	14.6	31	0
1952	Roy Barni	6	70	11.7	38	0
1953	Ray Ramsey	10	*237	23.7	46	1
1954	Dick Lane	10	181	18.1	64	0
1955	Dick Lane	6	69	11.5	31	0
1956	Lindon Crow	11	170	15.5	0	0
1957	Jim Hill	3	52	17.3	0	0
1958	Dick Nolan	5	30	6.0	0	0
1959	Billy Stacy	5	114	22.8	0	0
1960	Jerry Norton	10	96	9.6	0	0
1961	Jerry Norton	7	136	19.4	47t	2
1962	Bill Stacy	6	72	12.0	53	0
1963	Pat Fischer	8	169	21.1	55	0
1964	Pat Fischer	10	164	16.4	39t	2
1965	Larry Wilson	6	153	25.5	96t	1
1966	Larry Wilson	10	180	18.0	91t	2
1967	Pat Fischer	4	85	21.3	69t	1
	Larry Wilson	4	75	18.8	44	0
	Jerry Stovall	4	6	1.5	6	0
1968	Larry Wilson	4	14	3.5	8	0
1969	Bob Atkins	3	74	24.7	42	0
	Roger Wehrli	3	44	14.7	44	0
1970	Roger Wehrli	6	50	8.3	41	0
1971	Larry Wilson	4	46	11.5	23	0
	Norm Thompson	4	45	11.3	25	0
1972	Larry Wilson	3	35	11.7	24	0
	Miller Farr	3	21	7.0	21	0
1973	Jim Tolbert	2	34	17.0	26	0
	Clarence Duren	2	13	6.5	13	0
1974	Norm Thompson	6	190	31.7	56t	1
1975	Norm Thompson	7	141	20.1	61t	1
1976	Norm Thompson	4	83	20.8	38	0
1976	Mike Sensibaugh	4	60	15.0	35t	1
	Roger Wehrli	4	31	7.8	26	0
1977	Roger Wehrli	5	44	8.8	41	0
1978	Ken Stone	9	139	15.4	33	0
1979	Ken Stone	6	70	11.6	30	0
1980	Ken Stone	5	63	12.6	20	0
1981	Ken Greene	7	111	15.9	47	0

Year	Player	Att.	Made	Pct.	Long
1980	Neil O'Donoghue	15	11	.733	43
1981	Neil O'Donoghue	32	19	.594	47
1982	Neil O'Donoghue	13	8	.615	48
1983	Neil O'Donoghue	29	15	.517	52
1984	Neil O'Donoghue	35	23	.657	52
1985	Neil O'Donoghue	18	10	.556	49
1986	John Lee	13	8	.615	47
1987	Jim Gallery	19	9	.474	48
1988	Al Del Greco	21	12	.571	51
1989	Al Del Greco	26	18	.692	50
1990	Al Del Greco	27	17	.629	50
1991	Greg Davis	30	21	.700	52
1992	Greg Davis	26	13	.500	49
1993	Greg Davis	28	21	.750	55
1994	Greg Davis	26	20	.769	51
1995	Greg Davis	39	30	.769	55
1996	Kevin Butler	17	14	.824	41
1997	Joe Nedney	17	11	.647	45
1998	Joe Nedney	19	13	.684	53
1999	Chris Jacke	27	19	.704	49
2000	Cary Blanchard	23	16	.696	54
2001	Bill Gramatica	20	16	.800	50
2002	Bill Gramatica	21	15	.714	50
2003	Neil Rackers	12	9	.750	49
2004	Neil Rackers	29	22	.758	55
2005	Neil Rackers	*42	**40	*.952	54
2006	Neil Rackers	37	28	.757	50
2007	Neil Rackers	30	21	.700	52
2008	Neil Rackers	28	25	.893	54
2009	Neil Rackers	17	16	.941	48
2010	Jay Feely	27	24	.888	55
2011	Jay Feely	24	19	.792	51
2012	Jay Feely	28	25	.893	*61
2013	Jay Feely	36	30	.833	52
2014	Chandler Catanzaro	33	29	.879	51
2015	Chandler Catanzaro	31	28	.903	47
2016	Chandler Catanzaro	28	21	.750	60

*Cardinal record **Cardinals/NFL record

Year	Player	No.	Yards	Avg.	Long	TDs
1982	Benny Perrin	1	35	35.0	35	0
	Jeff Griffin	1	8	8.0	8	0
	Lee Nelson	1	7	7.0	7	0
	Ken Greene	1	2	2.0	2	0
	Carl Allen	1	0	0.0	0	0
	Mike Dawson	1	0	0.0	0	0
1983	Lionel Washington	8	92	11.5	26	0
1984	Lionel Washington	5	42	8.4	18	0
1985	E.J. Junior	5	109	21.8	53	0
1986	Cedric Mack	4	42	10.5	24	0
1987	Travis Curtis	5	65	13.0	31	0
1988	Cedric Mack	3	33	11.0	12	0
	Carl Carter	3	0	0.0	0	0
1989	Tim McDonald	7	170	24.3	53t	1
1990	Tim McDonald	4	63	15.8	38	0
1991	Aeneas Williams	6	60	10.0	32	0
1992	Robert Massey	5	147	29.4	46t	*3
1993	Lorenzo Lynch	3	13	4.3	13	0
1994	Aeneas Williams	9	89	9.9	43	0
1995	Aeneas Williams	6	86	14.3	48t	2
1996	Aeneas Williams	6	89	14.8	65t	1
1997	Aeneas Williams	6	95	15.8	42t	2
1998	Kwamie Lassiter	8	80	10.0	29	0
1999	Kwamie Lassiter	2	110	*55.0	78t	1
	Rob Fredrickson	2	57	28.5	34t	1
	Tom Knight	2	16	8.0	16	0
	Pat Tillman	2	7	3.5	6	0
	Aeneas Williams	2	5	2.5	8	0
2000	Aeneas Williams	5	102	20.4	48	0
2001	Kwamie Lassiter	9	80	8.9	25	0
2002	Adrian Wilson	4	35	8.8	35	0
2003	Dexter Jackson	6	122	20.3	30	0
2004	David Macklin	4	18	4.5	16	0
2005	Karlos Dansby	3	31	10.3	18	2
2006	Adrian Wilson	4	146	36.5	*99t	1
2007	Antrel Rolle	5	231	46.2	57	*3
	Rod Hood	5	196	39.2	71t	2
2008	D. Rodgers-Cromartie	4	129	32.3	*99t	1
2009	D. Rodgers-Cromartie	6	77	12.8	49t	1
2010	Kerry Rhodes	4	174	43.5	66	0
2011	Richard Marshall	3	83	27.7	49	0
2012	Patrick Peterson	7	64	9.1	31	0
2013	Karlos Dansby	4	48	12.0	23t	2
2014	Rashad Johnson	4	146	36.5	88t	2
2015	Tyrann Mathieu	5	92	18.4	33t	1
	Rashad Johnson	5	14	2.8	11	0
2016	Marcus Cooper	4	95	23.8	60t	1

*Cardinal record



ANNUAL TURNOVER DIFFERENTIALS

Year	Giveaways			Takeaways			Net
	INTs	Fumbles/Lost	Total	INTs	Fumbles/Lost	Total	
2016	17	27/11	28	14	30/14	28	Even
2015	13	23/11	24	19	30/14	33	+9
2014	12	16/5	17	18	13/7	25	+8
2013	22	22/9	31	20	20/10	30	-1
2012	21	25/13	34	22	17/11	33	-1
2011	23	24/9	32	10	15/9	19	-13
2010	19	33/16	35	17	22/13	30	-5
2009	18	32/18	36	21	20/8	29	-7
2008	15	27/15	30	13	26/17	30	Even
2007	24	27/12	36	18	23/11	29	-7
2006	17	31/13	30	16	26/17	33	+3
2005	21	26/16	37	15	24/11	26	-11
2004	18	34/11	29	15	32/15	30	+1
2003	22	29/14	36	13	21/10	23	-13
2002	22	26/13	35	17	15/8	25	-10
2001	14	26/13	27	17	27/7	24	-3
2000	24	32/20	44	10	17/10	20	-24
1999	30	31/10	40	17	28/10	27	-13
1998	20	30/16	36	20	31/19	39	+3
1997	22	27/20	42	15	16/5	20	-22
1996	21	29/14	35	11	24/14	25	-10
1995	24	41/19	43	19	39/23	42	-1
1994	19	25/10	29	23	28/13	36	+7
1993	20	23/11	31	9	27/17	26	-5
1992	24	26/18	42	16	25/12	28	-14
1991	25	31/14	39	17	37/21	38	-1
1990	18	25/14	32	16	28/11	27	-5
1989	30	24/14	44	16	18/11	27	-17
1988	19	34/16	35	16	27/13	29	-6
1987	15	23/12	27	14	34/19	33	+6
1986	19	25/10	29	10	40/12	22	-7
1985	18	36/16	34	13	28/14	27	-7
1984	16	32/20	36	21	20/12	33	-3
1983	21	50/27	48	28	32/20	48	Even
1982	6	17/10	16	6	14/9	15	-1
1981	24	34/21	45	21	33/16	37	-8
1980	24	24/13	37	20	27/14	34	-3
1979	24	42/21	45	18	40/19	37	-8
1978	21	28/14	35	26	33/16	42	+7
1977	21	30/16	37	19	19/12	31	-6
1976	13	44/24	37	19	32/20	39	+2
1975	20	33/19	39	22	26/15	37	-2
1974	8	27/9	17	16	24/9	25	+8
1973	15	37/14	29	10	31/17	27	-2
1972	23	43/16	39	11	31/16	27	-12
1971	26	35/20	46	17	28/16	33	-13
1970	19	24/15	34	21	20/14	35	+1
1969	25	24/10	35	15	19/12	27	-8
1968	20	24/11	31	13	19/8	21	-10
1967	35	23/11	46	19	19/13	32	-14
1966	19	26/18	37	21	20/10	31	-6
1965	25	15/7	32	17	29/15	32	Even
1964	24	29/16	40	25	24/14	39	-1
1963	21	29/18	39	18	32/18	36	-3
1962	30	37/21	51	16	23/15	31	-20
1961	23	39/18	41	24	36/20	44	+3
1960	25	43/21	46	21	35/23	44	-2
1959	19	48/36	55	15	25/15	30	-25
1958	27	37/21	48	15	29/16	31	-17
1957	22	22/15	37	12	27/13	25	-12
1956	14	29/21	35	33	23/12	45	+10
1955	25	35/20	45	29	23/18	47	+2
1954	30	32/22	52	24	30/19	43	-9
1953	27	39/21	48	24	23/12	36	-12
1952	22	33/23	45	25	30/18	43	-2
1951	24	26/20	44	27	21/16	43	-1
1950	31	25/14	45	22	37/24	46	+1
1949	26	20/16	42	33	26/21	54	+12
1948	12	21/16	28	23	30/24	47	+19
1947	25	32/16	41	27	25/18	45	+4
1946	20	44/29	49	25	39/20	45	-4
1945	18	35/13	31	12	26/12	24	-7
1944	41	30/12	53	16	23/12	28	-25
1943	39	17/5	44	16	19/12	28	-16
1942	29	25/11	40	25	19/8	33	-7
1941	20	19/12	32	16	27/15	31	-1



ALL-TIME CARDINAL SHUTOUTS

Date	Opponent	Score	Date	Opponent	Score
Dec. 12, 1992	N.Y. Giants	19-0	Nov. 6, 1929	At Providence Steam Roller	16-0
Nov. 15, 1981	Buffalo Bills	24-0	Oct. 20, 1929	At Chicago Bears	0-0
Oct. 31, 1977	N.Y. Giants	28-0	Oct. 7, 1928	Dayton Triangles	7-0
Sept. 19, 1976	Green Bay Packers	29-0	Nov. 24, 1927	At Chicago Bears	3-0
Nov. 1, 1970	Houston Oilers	44-0	Oct. 9, 1927	Dayton Triangles	7-0
Nov. 8, 1970	Boston Patriots	31-0	Nov. 25, 1926	At Chicago Bears	0-0
Nov. 16, 1970	At Dallas Cowboys	38-0	Oct. 3, 1926	Racine Tornadoes	20-0
Oct. 22, 1961	At Washington Redskins	24-0	Sept. 26, 1926	L.A. Buccaneers	15-0
Dec. 17, 1961	Pittsburgh Steelers	20-0	Sept. 19, 1926	Columbus Tigers	14-0
Oct. 18, 1942	At Detroit Lions	7-0	Dec. 10, 1925	Milwaukee Badgers	59-0
Sept. 20, 1942	Green Bay Packers	13-0	Nov. 29, 1925	Rock Island Independents	7-0
Sept. 13, 1942	Cleveland Rams (at Buffalo)	7-0	Nov. 26, 1925	At Chicago Bears	0-0
Nov. 23, 1941	At Cleveland Rams	7-0	Nov. 22, 1925	Dayton Triangles	14-0
Sept. 15, 1940	Detroit Lions (at Buffalo)	0-0	Oct. 25, 1925	Chicago Bears	9-0
Sept. 24, 1939	At Pittsburgh Pirates	10-0	Oct. 14, 1925	Milwaukee Badgers	24-0
Oct. 3, 1937	At Cleveland Rams	6-0	Nov. 16, 1924	Akron Indians	13-0
Dec. 6, 1936	Green Bay Packers	0-0	Nov. 9, 1924	Dayton Triangles	23-0
Nov. 8, 1936	Philadelphia Eagles	13-0	Oct. 12, 1924	Minneapolis Marines	13-0
Nov. 24, 1935	At Boston Redskins	6-0	Oct. 5, 1924	Green Bay Packers	3-0
Oct. 13, 1935	At Green Bay Packers	3-0	Nov. 18, 1923	Duluth Kelleys	10-0
Nov. 29, 1934	Green Bay Packers	6-0	Nov. 11, 1923	Hammond Pros.	6-0
Nov. 18, 1934	At Green Bay Packers	9-0	Oct. 21, 1923	Minneapolis Marines	9-0
Nov. 6, 1934	At Brooklyn Dodgers	21-0	Oct. 14, 1923	Akron Indians	19-0
Oct. 7, 1934	At Cincinnati Reds	16-0	Oct. 7, 1923	Rochester Jeffersons	60-0
Sept. 23, 1934	At Cincinnati Reds	9-0	Sept. 30, 1923	Buffalo All-Americans	3-0
Dec. 3, 1933	Boston Redskins	0-0	Dec. 10, 1922	Chicago Bears	9-0
Oct. 8, 1933	At Cincinnati Reds	3-0	Nov. 30, 1922	Chicago Bears	6-0
Oct. 16, 1932	At Boston Braves	9-0	Nov. 12, 1922	Akron Pros.	7-0
Oct. 9, 1932	Chicago Bears	0-0	Oct. 22, 1922	Minneapolis Marines	3-0
Nov. 28, 1931	Cleveland Indians	21-0	Oct. 1, 1922	Milwaukee Badgers	3-0
Nov. 2, 1930	Frankford Yellow Jackets	6-0	Dec. 18, 1921	At Chicago Staleys	0-0
Oct. 8, 1930	At Newark Tornadoes	13-0	Nov. 6, 1921	Hammond Pros.	7-0
Oct. 5, 1930	At Portsmouth Spartans	0-0	Oct. 2, 1921	Minneapolis Marines	20-0
Dec. 8, 1929	At Orange Tornadoes	26-0	Oct. 31, 1920	Detroit Heralds	21-0
Nov. 24, 1929	Dayton Triangles	19-0	Oct. 10, 1920	At Chicago Tigers	0-0
Nov. 10, 1929	Minneapolis Red Jackets	8-0			

ALL-TIME OPPONENT SHUTOUTS

Date	Opponent	Score	Date	Opponent	Score
Dec. 9, 2012	At Seattle Seahawks	0-58	Oct. 25, 1936	At Brooklyn Dodgers	0-9
Sept. 14, 2003	Seattle Seahawks	0-38	Oct. 4, 1936	At Green Bay Packers	0-24
Dec. 1, 2002	At Kansas City Chiefs	0-49	Sept. 28, 1936	At Detroit Lions	0-39
Sept. 15, 1996	At New England Patriots	0-31	Dec. 8, 1935	Chicago Bears	0-13
Sept. 18, 1994	At Cleveland Browns	0-32	Oct. 28, 1934	At Boston Redskins	0-9
Oct. 27, 1991	Minnesota Vikings	0-28	Oct. 21, 1934	At Green Bay Packers	0-15
Sept. 15, 1991	At Washington Redskins	0-34	Oct. 14, 1934	At Chicago Bears	0-20
Sept. 9, 1990	At Washington Redskins	0-31	Sept. 30, 1934	At Detroit Lions	0-6
Dec. 17, 1989	Denver Broncos	0-37	Dec. 3, 1933	Boston Redskins	0-0
Nov. 10, 1985	At Tampa Bay Buccaneers	0-16	Nov. 19, 1933	Brooklyn Dodgers	0-3
Jan. 2, 1983	At Washington Redskins	0-28	Oct. 29, 1933	At Brooklyn Dodgers	0-7
Dec. 20, 1981	At Philadelphia Eagles	0-38	Oct. 22, 1933	At Boston Redskins	0-10
Oct. 19, 1980	At Washington Redskins	0-23	Nov. 24, 1932	At Chicago Bears	0-34
Sept. 30, 1979	At L.A. Rams	0-21	Nov. 13, 1932	At Brooklyn Dodgers	0-3
Dec. 10, 1978	At N.Y. Giants	0-17	Oct. 9, 1932	Chicago Bears	0-0
Sept. 18, 1977	At Denver Broncos	0-7	Nov. 27, 1930	At Chicago Bears	0-6
Dec. 8, 1974	At New Orleans Saints	0-14	Oct. 5, 1930	At Portsmouth Spartans	0-0
Oct. 17, 1971	At Washington Redskins	0-20	Sept. 21, 1930	At Green Bay Packers	0-14
Nov. 17, 1968	At Baltimore Colts	0-27	Nov. 17, 1929	Green Bay Packers	0-12
Sept. 23, 1962	At Green Bay Packers	0-17	Nov. 2, 1929	At Frankford Yellow Jackets	0-8
Nov. 19, 1961	At Baltimore Colts	0-16	Oct. 20, 1929	At Chicago Bears	0-0
Dec. 1, 1957	At Cleveland Browns	0-31	Nov. 29, 1928	At Chicago Bears	0-34
Nov. 20, 1955	Washington Redskins	0-31	Nov. 25, 1928	At N.Y. Yankees	0-19
Oct. 16, 1955	At N.Y. Giants	0-10	Nov. 24, 1929	At Frankford Yellow Jackets	0-19
Nov. 21, 1953	At Philadelphia Eagles	0-38	Oct. 14, 1928	At Green Bay Packers	0-20
Nov. 25, 1951	N.Y. Giants	0-10	Sept. 23, 1928	Chicago Bears	0-15
Nov. 11, 1945	At Pittsburgh Steelers	0-23	Oct. 16, 1927	At Green Bay Packers	0-13
Oct. 21, 1945	At Detroit Lions	0-26	Sept. 25, 1927	Chicago Bears	0-9
Sept. 30, 1945	At Cleveland Rams	0-21	Nov. 25, 1926	At Chicago Bears	0-0
Sept. 23, 1945	Detroit Lions (at Milwaukee)	0-10	Nov. 11, 1926	At Chicago Bears	0-10
Nov. 12, 1944	At Detroit Lions	0-10	Nov. 7, 1926	At N.Y. Giants	0-20
Nov. 5, 1944	Detroit Lions (at Pittsburgh)	0-27	Oct. 31, 1926	Green Bay Packers	0-3
Oct. 22, 1944	At N.Y. Giants	0-23	Oct. 17, 1926	At Chicago Bears	0-16
Nov. 7, 1943	At Brooklyn Dodgers	0-7	Nov. 26, 1935	At Chicago Bears	0-0
Oct. 17, 1943	Detroit Lions (at Buffalo)	0-7	Nov. 27, 1924	Chicago Bears	0-21
Oct. 10, 1943	Chicago Bears	0-20	Oct. 19, 1924	At Chicago Bears	0-6
Nov. 8, 1942	At Washington Redskins	0-28	Nov. 29, 1923	At Chicago Bears	0-3
Sept. 15, 1940	Detroit Lions (at Buffalo)	0-0	Nov. 19, 1922	Canton Bulldogs	0-7
Nov. 5, 1939	At Cleveland Rams	0-14	Dec. 18, 1921	At Chicago Staleys	0-0
Oct. 22, 1939	Cleveland Rams	0-24	Dec. 4, 1921	Akron Pros.	0-7
Nov. 6, 1938	At N.Y. Giants	0-6	Oct. 9, 1921	Akron Pros.	0-23
Oct. 26, 1938	Philadelphia Eagles (at Erie)	0-7	Dec. 5, 1920	At Decatur Staleys	0-10
Oct. 23, 1938	At Detroit Lions	0-10	Oct. 24, 1920	At Rock Island Independents	0-7
Oct. 2, 1938	At Brooklyn Dodgers	0-13	Oct. 10, 1920	At Chicago Tigers	0-0
Dec. 6, 1937	Green Bay Packers	0-0			



ALL-TIME TWO-POINT CONVERSIONS

ANNUAL RESULTS

Year	Results	Year	Results	Year	Results
1994.....	1-3	2002.....	1-2	2010.....	1-2
1995.....	5-6	2003.....	1-5	2011.....	0-2
1996.....	2-2	2004.....	1-3	2012.....	0-0
1997.....	3-3	2005.....	3-5	2013.....	1-4
1998.....	0-0	2006.....	0-1	2014.....	2-5
1999.....	0-1	2007.....	0-1	2015.....	0-0
2000.....	0-5	2008.....	1-3	2016.....	1-4
2001.....	1-1	2009.....	0-0	Overall.....	24-58

SUCCESSFUL CONVERSIONS

Date	Opponent	Play	Outcome, Score
Dec. 11, 2016	At Miami	David Johnson pass from Carson Palmer	L, 23-26
Dec. 7, 2014	Kansas City	John Carlson pass from Drew Stanton	W, 17-14
Nov. 30, 2014	At Atlanta	Stepfan Taylor run	L, 18-29
Dec. 22, 2013	At Seattle	Rashard Mendenhall run	W, 17-10
Nov. 14, 2010	Seattle	Larry Fitzgerald pass from Derek Anderson	L, 18-36
Sept. 28, 2008	At N.Y. Jets	Edgerrin James run	L, 35-56
Dec. 4, 2005	At San Francisco	Obafemi Ayanbadejo run	W, 17-10
Nov. 20, 2005	At St. Louis	Anquan Boldin pass from Kurt Warner	W, 38-28
Nov. 13, 2005	At Detroit	Obafemi Ayanbadejo run	L, 21-29
Dec. 12, 2004	San Francisco	Josh McCown run	L (OT), 28-31
Oct. 2, 2003	Baltimore	Jeff Blake run	L, 18-26
Sept. 22, 2002	San Diego	Frank Sanders pass from Jake Plummer	L, 15-23
Dec. 2, 2001	At Oakland	Jake Plummer run	W (OT), 34-31
Dec. 21, 1997	Atlanta	Jake Plummer run	W, 29-26
Sept. 28, 1997	At Tampa Bay	Frank Sanders pass from Kent Graham	L, 18-19
Sept. 7, 1997	Dallas	Rob Moore pass from Kent Graham	W, 25-22
Nov. 3, 1996	At N.Y. Giants	Boomer Esiason run	L, 8-16
Sept. 22, 1996	At New Orleans	Rob Moore pass from Kent Graham	W, 28-14
Dec. 17, 1995	At Philadelphia	Stevie Anderson pass from Dave Krieg	L, 20-21
Dec. 9, 1995	At San Diego	Stevie Anderson pass from Dave Krieg	L, 25-28
Nov. 12, 1995	Minnesota	Rob Moore pass from Dave Krieg	L, 24-30
Oct. 8, 1995	At N.Y. Giants	Frank Sanders pass from Dave Krieg	L, 21-27
Sept. 17, 1995	At Detroit	Frank Sanders pass from Dave Krieg	W, 20-17
Dec. 4, 1994	At Houston	Ronald Moore run	W, 30-12

Note: Two-point conversion rule instituted in NFL in 1994.

CARDINALS ALL-TIME OPPONENTS

Akron Indians	Cincinnati Celts	Hammond Pros	Minneapolis Red Jackets	Racine American Legion
Akron Pros	Cincinnati Reds	Houston Oilers	• Minnesota Vikings	Racine Legion
• Atlanta Falcons	• Cleveland Browns	• Houston Texans	Moline Athletics	Racine Tornadoes
Baltimore Colts	Cleveland Bulldogs	• Indianapolis Colts	• New England Patriots	Rochester Jeffersons
• Baltimore Ravens	Cleveland Indians	Indianapolis Indians	• New Orleans Saints	Rock Island Independents
Battle Creek Maroons	Cleveland Rams	• Jacksonville Jaguars	New York Bulldogs	San Diego Chargers
Berkeley Giants	College All-Stars	Kansas City Blues	• New York Giants	• San Francisco 49ers
Boston Braves	Columbus Panhandles	• Kansas City Chiefs	• New York Jets	• Seattle Seahawks
Boston Redskins	Columbus Tigers	Kansas City Cowboys	New York Yanks	Southern California
Boston Yankees	• Dallas Cowboys	Kenosha Cardinals	New York Yankees	Maroons
Brooklyn Dodgers	Dallas Texans	LaCrosse Lagers	Newark Bears	St. Louis Gunners
Buffalo All-Americans	Dayton Triangles	Lansing Oldsmobile	• Oakland Raiders	St. Louis Rams
• Buffalo Bills	Decatur Staleys	Los Angeles Buccaneers	Oorang Indians	Stanford Braves
Buffalo Bisons	• Denver Broncos	Los Angeles Bulldogs	Orange Tornadoes	Staten Island Stapletons
Camp Polk	Detroit Heralds	Los Angeles Raiders	PCFL All-Stars	• Tampa Bay Buccaneers
Canton Bulldogs	• Detroit Lions	• Los Angeles Rams	• Philadelphia Eagles	• Tennessee Titans
• Carolina Panthers	Duluth Kelleys	Maplewood Rovers	Phila.-Pitt. Steagles	Toronto Argonauts
• Chicago Bears	Frankford Yellow Jackets	Memphis Tigers	Pittsburgh Pirates	Tulsa Oilers
Chicago Staleys	Freeport Lions	• Miami Dolphins	• Pittsburgh Steelers	• Washington Redskins
Chicago Staysms	Gary Elks	Milwaukee Badgers	Portsmouth Spartans	Western Army All-Stars
Chicago Tigers	• Green Bay Packers	Milwaukee Nighthawks	Pottsville Maroons	Wichita Aero Commanders
• Cincinnati Bengals	Greensboro Generals	Minneapolis Marines	Providence Steam Rollers	Wilkes-Barre Barons



DEFENSIVE TOUCHDOWNS

1960-2016

Date	Opponent	Play	Outcome, Score
Jan. 1, 2017	At LA Rams	Justin Bethel 66-yard interception return	W, 44-6
Dec. 18, 2016	New Orleans	Calais Campbell 53-yard fumble return	L, 41-48
Sept. 18, 2016	Tampa Bay	Marcus Cooper 60-yard interception return	W, 40-7
Dec. 27, 2015	Green Bay	Cory Redding 36-yard fumble return	W, 38-8
Dec. 27, 2015	Green Bay	Jerraud Powers 7-yard fumble return	W, 38-8
Dec. 20, 2015	At Philadelphia	Deone Bucannon 39-yard interception return	W, 40-17
Sept. 27, 2015	San Francisco	Tyrann Mathieu 33-yard interception return	W, 47-7
Sept. 27, 2015	San Francisco	Justin Bethel 21-yard interception return	W, 47-7
Sept. 20, 2015	At Chicago	Tony Jefferson 26-yard interception return	W, 48-23
Nov. 30, 2014	At Atlanta	Rashad Johnson 88-yard interception return	L, 18-29
Nov. 9, 2014	St. Louis	Antonio Cromartie 14-yard fumble return	W, 31-14
Nov. 9, 2014	St. Louis	Patrick Peterson 30-yard interception return	W, 31-14
Oct. 12, 2014	Washington	Rashad Johnson 28-yard interception return	W, 30-20
Dec. 15, 2013	At Tennessee	Antoine Cason 20-yard interception return	W, 37-34 (OT)
Dec. 8, 2013	St. Louis	Karlos Dansby 23-yard interception return	W, 30-10
Nov. 24, 2013	Indianapolis	Karlos Dansby 22-yard interception return	W, 40-11
Nov. 10, 2013	Houston	Matt Shaughnessy 6-yard fumble return	W, 27-24
Sept. 8, 2013	At St. Louis	Dan Williams 2-yard interception return	L, 24-27
Dec. 16, 2012	Detroit	Greg Toler 102-yard interception return	W, 38-10
Dec. 16, 2012	Detroit	Rashad Johnson 53-yard interception return	W, 38-10
Sept. 23, 2012	Philadelphia	James Sanders 93-yard fumble return	W, 27-6
Dec. 25, 2010	Dallas	Greg Toler 66-yard interception return	W, 27-26
Dec. 25, 2010	Dallas	Dominique Rodgers-Cromartie 32-yard interception return	W, 27-26
Oct. 31, 2010	Tampa Bay	Gerald Hayes 21-yard fumble return	L, 35-38
Oct. 10, 2010	New Orleans	Dominique Rodgers-Cromartie 28-yard interception return	W, 30-20
Oct. 10, 2010	New Orleans	Kerry Rhodes 27-yard fumble return	W, 30-20
Oct. 3, 2010	At San Diego	Kerry Rhodes 42-yard fumble return	L, 10-41
Jan. 10, 2010	Green Bay*	Karlos Dansby 17-yard fumble return in OT	W, 51-45 (OT)
Oct. 11, 2009	Houston	Dominique Rodgers-Cromartie 49-yard interception return	W, 28-21
Jan. 3, 2009	Atlanta*	Antrel Rolle 27-yard fumble return	W, 30-24
Dec. 7, 2008	Dominique Rodgers-Cromartie	99-yard interception return	W, 34-10
Dec. 7, 2008	St. Louis	Darnell Dockett 11-yard fumble return	W, 34-10
Nov. 2, 2008	At St. Louis	Antrel Rolle 40-yard interception return	W, 34-13
Dec. 30, 2007	St. Louis	Gerald Hayes 30-yard interception return	W, 48-19
Dec. 30, 2007	St. Louis	Antrel Rolle 47-yard interception return	W, 48-19
Dec. 2, 2007	Rod Hood	71-yard interception return	W, 17-10
Nov. 18, 2007	At Cincinnati	Antrel Rolle 54-yard interception return	W, 35-27
Nov. 18, 2007	At Cincinnati	Antrel Rolle 55-yard interception return	W, 35-27
Oct. 7, 2007	At St. Louis	Rod Hood 68-yard interception return	W, 34-31
Dec. 17, 2006	Denver	Antonio Smith 4-yard fumble return	L, 20-37
Nov. 26, 2006	At Minnesota	Adrian Wilson 99-yard fumble return	L, 26-31
Oct. 1, 2006	At Atlanta	Adrian Wilson 99-yard interception return	L, 10-32
Dec. 24, 2005	Philadelphia	Karlos Dansby 11-yard interception return	W, 27-21
Oct. 23, 2005	Tennessee	David Macklin 60-yard interception return	W, 20-10
Sept. 11, 2005	At N.Y. Giants	Karlos Dansby 18-yard interception return	L, 19-42
Nov. 7, 2004	At Miami	Duane Starks 41-yard interception return	W, 24-23
Oct. 3, 2004	New Orleans	Adrian Wilson 35-yard fumble return	W, 34-10
Nov. 23, 2003	St. Louis	Renaldo Hill 70-yard interception return	L, 27-30 (OT)
Nov. 3, 2002	St. Louis	Justin Lucas 35-yard return with lateral from interception	L, 14-27
Sept. 29, 2002	N.Y. Giants	Justin Lucas 38-yard interception return	W, 21-7
Jan. 6, 2002	At Washington	Adrian Wilson 61-yard interception return	L, 17-20
Dec. 30, 2001	At Carolina	Ronald McKinnon 25-yard fumble return	W, 30-7
Dec. 23, 2001	Ronald McKinnon	24-yard interception return	W, 17-10
Nov. 18, 2001	Detroit	Fred Wakefield 20-yard interception return	W, 45-38
Oct. 7, 2001	At Philadelphia	Kyle Vanden Bosch 9-yard fumble return	W, 21-20
Nov. 5, 2000	Washington	Aeneas Williams 103-yard fumble return	W, 16-15
Dec. 5, 1999	Philadelphia	Kwamie Lassiter 78-yard interception return	W, 21-17
Nov. 28, 1999	At N.Y. Giants	Eric Swann 42-yard interception return	W, 34-24
Sept. 19, 1999	At Miami	Rob Fredrickson 34-yard interception return	L, 16-19
Dec. 13, 1998	At Philadelphia	Tommy Bennett 70-yard interception return	W, 20-17
Nov. 2, 1997	Philadelphia	Bernard Wilson 66-yard interception return	W, 31-21
Oct. 12, 1997	N.Y. Giants	Aeneas Williams 30-yard interception return	L, 13-27
Sept. 28, 1997	At Tampa Bay	Aeneas Williams 42-yard interception return	L, 18-19
Dec. 22, 1996	At Philadelphia	Aeneas Williams 65-yard interception return	L, 19-29
Dec. 15, 1996	Washington	Jamir Miller 26-yard return with lateral from fumble	W, 27-26
Dec. 25, 1995	Dallas	Aeneas Williams 48-yard interception return	L, 13-37
Dec. 9, 1995	At San Diego	Clyde Simmons 25-yard interception return	L, 25-28
Oct. 29, 1995	Seattle	Lorenzo Lynch 72-yard interception return	W, 20-14
Oct. 29, 1995	Seattle	Keith McCants 5-yard fumble return	W, 20-14
Oct. 15, 1995	Washington	Aeneas Williams 28-yard interception return	W, 24-20
Nov. 27, 1994	Chicago	Keith McCants 46-yard interception return	L, 16-19
Oct. 31, 1993	New Orleans	Aeneas Williams 20-yard fumble return	L, 17-20
Oct. 31, 1993	New Orleans	Aeneas Williams 46-yard interception return	L, 17-20
Sept. 5, 1993	At Philadelphia	Lorenzo Lynch 55-yard fumble return	L, 17-23
Nov. 15, 1992	At Atlanta	Robert Massey 46-yard interception return	L, 17-20
Oct. 4, 1992	Washington	Robert Massey 31-yard interception return	W, 27-24
Oct. 4, 1992	Washington	Robert Massey 41-yard interception return	W, 27-24
Nov. 24, 1991	Philadelphia	Lorenzo Lynch 35-yard interception return	L, 14-34
Sept. 8, 1991	At Philadelphia	Rod Saddler 7-yard fumble return	W, 26-10
Sept. 1, 1991	At L.A. Rams	Eric Hill 85-yard fumble return	W, 24-14
Dec. 9, 1990	At Atlanta	Marcus Turner 47-yard interception return	W, 24-13
Dec. 2, 1990	Indianapolis	Marcus Turner 21-yard return with lateral from interception	W, 20-17
Nov. 12, 1989	Dallas	Tim McDonald 53-yard interception return	W, 24-20
Oct. 29, 1989	At Dallas	Michael Zordich 16-yard interception return	W, 19-10
Dec. 10, 1988	Philadelphia	E.J. Junior 36-yard fumble return	L, 17-23
Oct. 25, 1988	Washington	Cedric Mack 47-yard fumble return	W, 30-21
Oct. 2, 1988	At L.A. Rams	Rod Saddler 16-yard fumble return	W, 41-27
Nov. 8, 1987	Tampa Bay	Niko Noga 23-yard fumble return	W, 31-28
Oct. 11, 1987	New Orleans	Mark Jackson 77-yard fumble return	W, 24-19
Oct. 11, 1987	New Orleans	Leonard Smith 29-yard fumble return	W, 24-19
Oct. 4, 1987	At Washington	Peter Noga 60-yard interception return	L, 21-28
Sept. 8, 1985	At Cleveland	Lionel Washington 48-yard interception return	W, 27-24
Dec. 2, 1984	At New England	Thomas Howard 29-yard fumble return	W, 33-10
Sept. 16, 1984	At Indianapolis	Leonard Smith 25-yard interception return	W, 34-33
Dec. 11, 1983	At L.A. Raiders	Elois Grooms 40-yard fumble return	W, 34-24

Date	Opponent	Play	Outcome, Score
Oct. 24, 1983	N.Y. Giants	Benny Perrin 32-yard fumble return	I, 20-20
Oct. 2, 1983	At Kansas City	Lee Nelson 36-yard fumble return	L, 14-38
Nov. 25, 1981	At Baltimore	Dave Ahrens 14-yard interception return	W, 23-24
Sept. 28, 1980	Philadelphia	Eric Allen 70-yard interception return	W, 24-14
Nov. 4, 1979	Minnesota	Roger Wehrli 9-yard interception return	W, 37-7
Oct. 28, 1979	Cleveland	Steve Neils 72-yard fumble return	L, 20-38
Sept. 9, 1979	At N.Y. Giants	Mark Arneson 29-yard fumble return	W, 27-14
Oct. 31, 1977	N.Y. Giants	Mike Sensibaugh 79-yard interception return	W, 28-0
Oct. 9, 1977	Dallas	Charlie Davis 36-yard fumble return	L, 24-30
Oct. 3, 1976	N.Y. Giants	Mike Sensibaugh 35-yard interception return	W, 27-21
Nov. 23, 1975	At N.Y. Jets	Norm Thompson 61-yard interception return	W, 37-6
Oct. 27, 1974	Washington	Roger Wehrli 53-yard interception return	W, 23-20
Sept. 29, 1974	Cleveland	Norm Thompson 56-yard interception return	W, 29-7
Sept. 22, 1974	At Washington	Ron Yankowski 71-yard fumble return	W, 17-10
Dec. 10, 1972	L.A. Rams	Norm Thompson 58-yard fumble return	W, 24-14
Nov. 28, 1971	At N.Y. Giants	Larry Stallings 26-yard interception return	W, 24-7
Dec. 20, 1970	At Washington	Chuck Latourette 32-yard fumble return	L, 27-28
Nov. 1, 1970	Houston	Don Parish 41-yard interception return	W, 44-0
Sept. 27, 1970	Washington	Miller Farr 19-yard interception return	W, 27-17
Dec. 14, 1969	At Green Bay	Larry Wilson 88-yard fumble return	L, 28-45
Oct. 19, 1969	Minnesota	Bob Rowe 18-yard interception return	L, 10-27
Sept. 28, 1969	Chicago	Larry Stallings 62-yard fumble return	W, 20-17
Sept. 22, 1968	At San Francisco	Don Brumm 17-yard fumble return	L, 17-35
Oct. 22, 1967	Philadelphia	Pat Fischer 69-yard interception return	W, 48-14
Oct. 31, 1966	Chicago	Larry Wilson 29-yard interception return	W, 24-17
Oct. 2, 1966	At Philadelphia	Jerry Stovall 18-yard interception return	W, 41-10
Oct. 2, 1966	At Philadelphia	Larry Wilson 91-yard interception return	W, 41-10
Dec. 18, 1965	Cleveland	Larry Wilson 95-yard interception return	L, 24-27
Nov. 28, 1965	Philadelphia	Larry Stallings 17-yard fumble return	L, 24-28
Sept. 26, 1965	At Cleveland	Don Brumm 10-yard fumble return	W, 49-13
Dec. 13, 1964	Philadelphia	Jerry Stovall 31-yard interception return	W, 36-24
Nov. 29, 1964	At Pittsburgh	Pat Fischer 49-yard fumble return	W, 21-20
Nov. 22, 1964	At Philadelphia	Larry Wilson 42-yard interception return	W, 38-13
Nov. 8, 1964	Pittsburgh	Dale Meinert 18-yard interception return	W, 34-30
Oct. 18, 1964	Washington	Pat Fischer 39-yard interception return	W, 38-24
Oct. 4, 1964	At Washington	Pat Fischer 33-yard interception return	W, 23-17
Dec. 8, 1963	Philadelphia	Larry Wilson 42-yard fumble return	W, 32-14
Oct. 6, 1963	At Minnesota	John Symank 31-yard interception return	W, 56-14
Sept. 14, 1963	At Dallas	Jimmy Hill 58-yard interception return	W, 34-7
Oct. 28, 1962	At Dallas	Larry Wilson 57-yard interception return	W, 28-24
Dec. 17, 1961	Pittsburgh	Billy Stacy 25-yard fumble return after lateral from Joe Robb	W, 20-0
Nov. 26, 1961	At Pittsburgh	Jerry Norton 47-yard interception return	L, 27-30
Nov. 26, 1961	At Pittsburgh	Jerry Norton 37-yard interception return	L, 27-30
Nov. 5, 1961	At Dallas	Billy Stacy 31-yard interception return	W, 31-17
Nov. 5, 1961	At Dallas	Billy Stacy 34-yard interception return	W, 31-17
Oct. 22, 1961	At Washington	Jimmy Hill 35-yard interception return	W, 24-0
Sept. 17, 1961	At N.Y. Giants	William West fumble recovery in end zone	W, 21-10
Oct. 30, 1960	At N.Y. Giants	Billy Stacy 33-yard fumble return	W, 20-13
* Postseason			

SPECIAL TEAMS TOUCHDOWNS

1960-2016

Date	Opponent	Play	Outcome, Score
Sept. 20, 2015	At Chicago	David Johnson 108-yard kickoff return	W, 48-23
Sept. 14, 2014	At N.Y. Giants	Ted Ginn, Jr. 71-yard punt return	W, 25-14
Dec. 23, 2012	Chicago	Justin Bethel 82-yard return of blocked Adrian Wilson goal	L, 13-28
Nov. 27, 2011	At St. Louis	Patrick Peterson 80-yard punt return	W, 23-20
Nov. 6, 2011	St. Louis	Patrick Peterson 99-yard punt return	W, 19-13 (OT)
Oct. 30, 2011	At Baltimore	Patrick Peterson 82-yard punt return	L, 27-30
Sept. 11, 2011	Carolina	Patrick Peterson 89-yard punt return	W, 28-21
Nov. 7, 2010	At Minnesota	Michael Adams 30-yard fumble return	L, 24-27 (OT)
Nov. 7, 2010	At Minnesota	LaRod Stephens-Howling 96-yard kickoff return	L, 24-27 (OT)
Sept. 26, 2010	Oakland	LaRod Stephens-Howling 102-yard kickoff return	W, 24-23
Nov. 29, 2009	At Tennessee	LaRod Stephens-Howling 99-yard kickoff return	L, 17-20
Sept. 20, 2009	At Jacksonville	Antrel Rolle 83-yard return of blocked Calais Campbell field goal	W, 31-17
Oct. 14, 2008	Minnesota	Rod Hood 68-yard return of blocked D. Rodgers-Cromartie field goal	L, 14-35
Oct. 12, 2008	Dallas	Monty Beisel three-yard return of Sean Morey blocked punt in OT	W, 30-24 (OT)
Oct. 12, 2008	Dallas	J.J. Arrington 93-yard kickoff return TD to begin game	W, 30-24 (OT)
Sept. 20, 2007	Pittsburgh	Steve Breaston 73-yard punt return	W, 21-14
Nov. 26, 2006	At Minnesota	J.J. Arrington 99-yard kickoff return	L, 26-31
Sept. 28, 2003	At St. Louis	Josh Scobey 100-yard kickoff return	L, 13-37
Sept. 15, 2002	At Seattle	MarTay Jenkins 95-yard kickoff return	W, 24-13
Nov. 12, 2000	At Minnesota	MarTay Jenkins 98-yard kickoff return	L, 14-31
Sept. 14, 1997	At Washington	Tommy Bennett blocked punt recovery in end zone	L, 13-19
Nov. 19, 1995	At Carolina	Aeneas Williams 72-yard return of blocked field goal	L, 7-27
Sept. 12, 1993	At Washington	Johnny Bailey 58-yard punt return	W, 17-10
Dec. 13, 1987	N.Y. Giants	Vai Sikaheema 76-yard punt return	W, 27-24
Dec. 21, 1986	Tampa Bay	Vai Sikaheema 71-yard punt return	W, 21-17
Dec. 21, 1986	Tampa Bay	Vai Sikaheema 60-yard punt return	W, 21-17
Sept. 20, 1981	Washington	Stump Mitchell 50-yard punt return	L, 10-30
Dec. 7, 1980	Detroit	Roy Green 57-yard punt return	W, 23-23
Oct. 21, 1979	At Dallas	Roy Green 106-yard kickoff return	L, 13-22
Nov. 19, 1978	At Washington	Willard Harrell 70-yard punt return	W, 27-17
Oct. 13, 1975	At Washington	Terry Metcalf 93-yard kickoff return	L, 17-27
Nov. 2, 1975	New England	Terry Metcalf 69-yard punt return	W, 24-17
Dec. 21, 1975	At Detroit	Dwayne Crump 64-yard return of blocked field goal	W, 24-13
Sept. 29, 1974	Cleveland	Terry Metcalf 94-yard kickoff return	W, 29-7
Sept. 23, 1973	Washington	Don Shy 97-yard kickoff return	W, 34-27
Oct. 1, 1972	Pittsburgh	Norm Thompson 8-yard return of blocked punt	L, 19-25
Nov. 21, 1971	Philadelphia	George Hoey 103-yard kickoff return	L, 20-37
Nov. 16, 1970	At Dallas	Johnny Roland 74-yard punt return	W, 38-0
Dec. 21, 1969	At Green Bay	John Gilliam 100-yard kickoff return	L, 28-45
Sept. 29, 1968	At New Orleans	Chuck Latourette 86-yard punt return	W, 21-20
Sept. 25, 1966	At Cleveland	Roy Shivers 94-yard kickoff return	W, 34-28
Oct. 2, 1966	At Philadelphia	Johnny Roland 86-yard punt return	W, 41-10
Sept. 27, 1964	At San Francisco	Jim Burson 68-yard punt return	W, 23-13
Oct. 15, 1961	Philadelphia	Bobby Joe Conrad 73-yard punt return	L, 7-20



CARDINALS QUARTERBACKS

STARTING QUARTERBACK WON-LOSS (1960-2016)

Player	Record	Player	Record	Player	Record	Player	Record
Derek Anderson	2-7	Kent Graham	5-10	Kevin Kolb	6-8	Steve Pisarkiewicz	2-2
Pete Beathard	2-3	Ralph Gugliemi	3-2	Dave Kreig	4-12	Jake Plummer	30-52
Steve Beuerlein	9-12	Shawn Halloran	1-1	Charley Johnson	36-28-5	John Roach	4-5-1
Jeff Blake	3-10	Max Hall	1-2	Matt Leinart	7-10	Timm Rosenbach	5-15
Dave Brown	3-4	Jim Hart	87-87-5	Ryan Lindley	1-5	Jay Schroeder	5-3
Stoney Case	0-1	King Hill	0-1	Neil Lomax	47-53-2	John Skelton	8-9
Chris Chandler	5-12	Gary Hogeboom	5-8	Mike Loyd	0-1	Drew Stanton	6-3
Gary Cuozzo	1-5	Brian Hoyer	0-1	Josh McCown	10-12	Cliff Stoudt	0-4
Boomer Esiason	3-5	Buddy Humphrey	0-3	Jim McMahon	0-1	Tom Tupa	4-9
Sam Etcheverry	5-8	George Izo	1-0	John Navarre	0-1	Tim Van Galder	1-3-1
Sammy Garza	0-1	Gary Keithley	1-1	Terry Nofsinger	1-4	Kurt Warner	27-30
Stan Gelbaugh	0-3	Shaun King	0-2	Carson Palmer	35-17-1		

STARTING QUARTERBACKS (1960-2016)

Year	Quarterbacks	Year	Quarterbacks
2016	Carson Palmer (6-8-1), Drew Stanton (1-0)	1987	Neil Lomax (6-6), Shawn Halloran (1-1), Sammy Garza (0-1)
2015	Carson Palmer (13-3)	1986	Neil Lomax (4-9-1), Cliff Stoudt (0-2)
2014	Carson Palmer (6-0), Drew Stanton (5-3), Ryan Lindley (0-2)	1985	Neil Lomax (5-11)
2013	Carson Palmer (10-6)	1984	Neil Lomax (9-7)
2012	John Skelton (1-5), Kevin Kolb (3-2), Ryan Lindley (1-3), Brian Hoyer (0-1)	1983	Neil Lomax (7-6-1), Jim Hart (1-1)
2011	Kevin Kolb (3-6), John Skelton (5-2)	1982	Neil Lomax (5-4)
2010	Derek Anderson (2-7), John Skelton (2-2), Max Hall (1-2)	1981	Jim Hart (3-6), Neil Lomax (4-3)
2009	Kurt Warner (10-5), Matt Leinart (0-1)	1980	Jim Hart (5-10), Mike Loyd (0-1)
2008	Kurt Warner (9-7)	1979	Jim Hart (3-10), Steve Pisarkiewicz (2-1)
2007	Kurt Warner (5-6), Matt Leinart (3-2)	1978	Jim Hart (6-9), Steve Pisarkiewicz (0-1)
2006	Matt Leinart (4-7), Kurt Warner (1-4)	1977	Jim Hart (7-7)
2005	Kurt Warner (2-8), Josh McCown (3-3)	1976	Jim Hart (10-4)
2004	Josh McCown (6-7), Shaun King (0-2), John Navarre (0-1)	1975	Jim Hart (11-3)
2003	Jeff Blake (3-10), Josh McCown (1-2)	1974	Jim Hart (10-4)
2002	Jake Plummer (5-11)	1973	Jim Hart (3-8-1), Gary Keithley (1-1)
2001	Jake Plummer (7-9)	1972	Tim Van Galder (1-3-1), Gary Cuozzo (1-5), Jim Hart (2-1)
2000	Jake Plummer (3-11), Dave Brown (0-2)	1971	Jim Hart (2-6-1), Pete Beathard (2-3)
1999	Jake Plummer (3-8), Dave Brown (3-2)	1970	Jim Hart (8-5-1)
1998	Jake Plummer (9-7)	1969	Charley Johnson (2-6-1), Jim Hart (2-3)
1997	Kent Graham (1-5), Stoney Case (0-1), Jake Plummer (3-6)	1968	Jim Hart (8-3-1), Charley Johnson (1-1)
1996	Boomer Esiason (3-5), Kent Graham (4-4)	1967	Jim Hart (6-7-1)
1995	Dave Krieg (4-12)	1966	Charley Johnson (7-1-1), Terry Nofsinger (1-4)
1994	Steve Beuerlein (3-4), Jim McMahon (0-1), Jay Schroeder (5-3)	1965	Charley Johnson (5-6), Buddy Humphre (0-3)
1993	Steve Beuerlein (6-8), Chris Chandler (1-1)	1964	Charley Johnson (9-3-2)
1992	Timm Rosenbach (0-3), Chris Chandler (4-9)	1963	Charley Johnson (9-5)
1991	Tom Tupa (4-7), Stan Gelbaugh (0-3), Chris Chandler (0-2)	1962	Sam Etcheverry (1-3), Charley Johnson (3-6-1)
1990	Timm Rosenbach (5-11)	1961	Sam Etcheverry (4-5), Ralph Gugliemi (3-2)
1989	Gary Hogeboom (5-8), Tom Tupa (0-2), Timm Rosenbach (0-1)	1960	King Hill (1-0), John Roach (4-5-1), George Izo (1-0)
1988	Neil Lomax (7-7), Cliff Stoudt (0-2)		

QUARTERBACKS ON ROSTER (1988-2016)

Year	Starter (Games)	Non-Starter (Games)
2016	Carson Palmer (15), Drew Stanton (1)	Zac Dysert
2015	Carson Palmer (16)	Drew Stanton (7), Matt Barkley
2014	Drew Stanton (8), Carson Palmer (6), Ryan Lindley (2)	Logan Thomas (2), *Dennis Dixon, *Jeff Mathews
2013	Carson Palmer (16)	Drew Stanton, Ryan Lindley
2012	John Skelton (6), Kevin Kolb (5), Ryan Lindley (4), Brian Hoyer (1)	None
2011	Kevin Kolb (9), John Skelton (7)	Richard Bartel (2)
2010	Derek Anderson (9), John Skelton (4), Max Hall (3)	Richard Bartel (1)
2009	Kurt Warner (15), Matt Leinart (1)	Brian St. Pierre (1)
2008	Kurt Warner (16)	Matt Leinart (4), Brian St. Pierre
2007	Kurt Warner (11), Matt Leinart (5)	Tim Rattay (4), Tim Hasselbeck (1)
2006	Matt Leinart (11), Kurt Warner (5)	John Navarre (1), Shane Boyd
2005	Kurt Warner (10), Josh McCown (6)	John Navarre (1), Rohan Davey
2004	Josh McCown (13), Shaun King (2), John Navarre (1)	*Chris Lewis
2003	Jeff Blake (13), Josh McCown (3)	Preston Parsons
2002	Jake Plummer (16)	Josh McCown (2), Preston Parsons
2001	Jake Plummer (16)	Dave Brown, Chris Greisen
2000	Jake Plummer (14), Dave Brown (2)	Chris Greisen (2), *Sean Keenan
1999	Jake Plummer (11), Dave Brown (5)	Sherdick Bonner, Chris Greisen (2)
1998	Jake Plummer (16)	Dave Brown (1), Stoney Case, *Cory Sauter
1997	Kent Graham (6), Stoney Case (1), Jake Plummer (9)	None
1996	Boomer Esiason (8), Kent Graham (8)	Stoney Case, Chad May, *Mark Butterfield
1995	Dave Krieg (16)	Mike Buck (4), Stoney Case (2)
1994	Steve Beuerlein (7), Jim McMahon (1), Jay Schroeder (8)	Chris Swartz
1993	Steve Beuerlein (14), Chris Chandler (2)	Will Furrer, Tony Sacca
1992	Timm Rosenbach (3), Chris Chandler (13)	Tony Sacca (2), Erik Wilhelm
1991	Tom Tupa (11), Stan Gelbaugh (3), Chris Chandler (2)	Craig Kupp (1)
1990	Timm Rosenbach (16)	*Craig Kupp, Tom Tupa
1989	Gary Hogeboom (13), Tom Tupa (2), Timm Rosenbach (1)	*Neil Lomax
1988	Neil Lomax (13), Cliff Stoudt (3)	Tom Tupa (2)

*Practice squad only



PRIME TIME GAMES

MONDAY NIGHT FOOTBALL

Date	Site/Opponent	Result	Att.
Oct. 17, 2016	New York Jets	W, 28-3	64,709
Oct. 26, 2015	Baltimore	W, 26-18	64,722
Sept. 8, 2014	San Diego	W, 18-17	61,292
Oct. 29, 2012	San Francisco	L, 24-3	62,810
Nov. 29, 2010	San Francisco	L, 27-6	63,208
Dec. 14, 2009	at San Francisco	L, 24-9	69,732
Nov. 10, 2008	San Francisco	W, 29-24	64,519
Sept. 10, 2007	at San Francisco	L, 20-17	68,111
Oct. 16, 2006	Chicago	L, 24-23	63,977
Sept. 27, 1999	San Francisco	L, 24-10	70,993
Dec. 25, 1995	Dallas	L, 37-13	72,394
Sept. 12, 1988	Dallas	L, 17-14	67,139
Sept. 29, 1986	Dallas	L, 31-7	49,077
Nov. 4, 1985	Dallas	W, 21-10	49,337
Oct. 7, 1985	at Washington	L, 27-10	53,134
Oct. 24, 1983	New York Giants	T, 20-20	45,530
Nov. 14, 1977	at Dallas	W, 24-17	63,038
Oct. 31, 1977	New York Giants	W, 28-0	50,323
Oct. 25, 1976	at Washington	L, 20-10	48,325
Oct. 13, 1975	at Washington	L, 27-17	54,693
Nov. 11, 1974	Minnesota	L, 28-24	50,183
Nov. 27, 1972	at Miami	L, 31-10	80,010
Nov. 15, 1971	at San Diego	L, 20-17	46,486
Sept. 27, 1971	New York Jets	W, 17-10	50,358
Nov. 16, 1970	at Dallas	W, 38-0	69,232
Overall: 9-15-1 (Home: 7-8-1; Away: 2-7)			

SUNDAY-THURSDAY NIGHT FOOTBALL

Date	Site/Opponent	Result	Att.
Oct. 23, 2016	Seattle	L, 6-6	65,089
*Oct. 6, 2016	at San Francisco	W, 33-21	70,178
Sept. 11, 2016	New England	L, 21-23	64,864
&Dec. 20, 2015	at Philadelphia	W, 40-17	69,596
*Dec. 10, 2015	Minnesota	W, 23-20	64,784
&Nov. 22, 2015	Cincinnati	W, 34-31	64,745
Nov. 15, 2015	at Seattle	W, 39-32	69,005
Dec. 21, 2014	Seattle	L, 35-6	63,806
*Dec. 11, 2014	at St. Louis	W, 12-6	55,880
*Oct. 17, 2013	Seattle	L, 34-22	61,200
*Oct. 4, 2012	at St. Louis	L, 17-3	54,653
&Dec. 6, 2009	Minnesota	W, 30-17	64,121
Oct. 25, 2009	at New York Giants	W, 24-17	78,299
Sept. 27, 2009	Indianapolis	L, 31-10	62,692
*Nov. 27, 2008	at Philadelphia	L, 20-48	69,144
**Oct. 2, 2005	San Francisco	W, 31-14	+103,467
Dec. 15, 2002	at St. Louis	L, 30-28	65,939
Sept. 23, 2001	Denver	L, 38-17	47,239
Nov. 26, 2000	New York Giants	L, 31-7	38,909
Sept. 10, 2000	Dallas	W, 32-31	58,303
Dec. 19, 1999	Buffalo	L, 31-21	59,509
Oct. 17, 1999	Washington	L, 24-10	51,789
Sept. 20, 1998	Philadelphia	W, 17-3	36,717
Sept. 7, 1997	Dallas	W, 25-22 (OT)	70,060
Sept. 8, 1996	Miami	L, 38-10	55,444
*Nov. 30, 1995	New York Giants	L, 10-6	44,246
Sept. 10, 1995	Philadelphia	L, 31-19	45,004
Oct. 30, 1994	Pittsburgh	W, 20-17 (OT)	65,690
Sept. 11, 1994	New York Giants	L, 20-17	60,066
Sept. 19, 1993	Dallas	L, 17-10	73,025
Sept. 13, 1992	Philadelphia	L, 31-14	42,533
Sept. 22, 1991	Dallas	L, 17-9	68,814
Sept. 30, 1990	Washington	L, 38-10	49,303
Overall: 13-19-1 (Home: 8-16-1; Away: 5-3)			

* denotes Thursday night game, all others are Sunday night games ** denotes Mexico City
+ denotes NFL attendance record & denotes flexed into Sunday night game



The Cardinals and 49ers made history by playing the NFL's first regular-season game outside the United States. The two teams played at Estadio Azteca in Mexico City in front of 103,467 fans on 10/2/05.



THANKSGIVING GAMES

Date	Site/Opponent	Result	Att.
Nov. 27, 2008	at Philadelphia Eagles	L, 48-20	69,144
Nov. 28, 1985	at Dallas Cowboys	L, 35-17	54,125
Nov. 24, 1983	at Dallas Cowboys	L, 35-17	60,764
Nov. 24, 1977	Miami Dolphins	L, 55-14	50,269
Nov. 25, 1976	at Dallas Cowboys	L, 19-14	62,498
Nov. 27, 1975	Buffalo Bills	L, 32-14	41,899
Nov. 23, 1967	at Dallas Cowboys	L, 46-21	68,787
Nov. 23, 1950	Pittsburgh Steelers	L, 28-17	11,622
Nov. 25, 1948	at Detroit Lions	W, 28-14	22,957
Nov. 28, 1935	Green Bay Packers	W, 9-7	7,500
Nov. 29, 1934	Green Bay Packers	W, 6-0	3,500
Nov. 30, 1933	Chicago Bears	L, 22-6	8,000
Nov. 24, 1932	at Chicago Bears	L, 34-0	6,800
Nov. 26, 1931	at Chicago Bears	L, 18-7	14,000
Nov. 27, 1930	at Chicago Bears	L, 6-0	8,175
Nov. 28, 1929	at Chicago Bears	W, 40-6	7,000
Nov. 29, 1928	at Chicago Bears	L, 34-0	10,000
Nov. 24, 1927	at Chicago Bears	W, 3-0	6,000
Nov. 25, 1926	at Chicago Bears	T, 0-0	8,000
Nov. 26, 1925	at Chicago Bears	T, 0-0	39,000
Nov. 27, 1924	Chicago Bears	L, 21-0	13,000
Nov. 29, 1923	at Chicago Bears	L, 3-0	13,500
Nov. 30, 1922	Chicago Bears	W, 6-0	14,000
Overall: 6-15-2			

HOTTEST/COLDEST (1960-2016)

HOTTEST GAMES

Kickoff Temperature	Opponent, Site	Date	Result
104°	Atlanta, Sun Devil Stadium	Sept. 30, 2001	L, 34-14
103°	Denver, Sun Devil Stadium	Sept. 23, 2001	L, 38-17
102°	Green Bay, Sun Devil Stadium	Sept. 21, 2003	W, 20-13
101°	Dallas, Sun Devil Stadium	Sept. 7, 1997	W, 25-22
101°	Miami, Sun Devil Stadium	Sept. 8, 1996	L, 38-10
100°	San Diego, Sun Devil Stadium	Sept. 22, 2002	L, 23-15
100°	Dallas, Sun Devil Stadium	Sept. 10, 2000	W, 32-31
100°	Philadelphia, Sun Devil Stadium	Sept. 13, 1992	L, 31-14
99°	Philadelphia, Sun Devil Stadium	Sept. 10, 1995	L, 31-19
99°	Dallas, Texas Stadium	Sept. 20, 1992	L, 31-20
98°	Seattle, Sun Devil Stadium	Sept. 14, 2003	L, 38-0
98°	Philadelphia, Sun Devil Stadium	Sept. 20, 1998	W, 17-3
98°	N.Y. Giants, Sun Devil Stadium	Sept. 11, 1994	L, 20-17
98°	Dallas, Sun Devil Stadium	Sept. 12, 1988	L, 17-14
98°	Dallas, Texas Stadium	Sept. 13, 1981	L, 30-17

COLDEST GAMES

Kickoff Temperature	Opponent, Site	Date	Result
10°	Philadelphia, Busch Stadium	Dec. 18, 1983	W, 31-7
14°	Washington, Busch Stadium	Dec. 10, 1977	L, 26-20
15°	Philadelphia, Veterans Stadium	Dec. 24, 1989	L, 14-31
15°	L.A. Rams, Busch Stadium	Dec. 10, 1972	W, 24-14
16°	Dallas, Busch Stadium	Dec. 15, 1963	L, 28-24
17°	Cleveland, Busch Stadium	Dec. 14, 1968	W, 27-16
*20°	At Green Bay, Lambeau Field	Jan. 8, 1983	L, 41-16
20°	At Chicago, Soldier Field	Dec. 16, 1979	L, 42-6
21°	Washington, Busch Stadium	Dec. 21, 1980	L, 31-7
22°	Washington, Busch Stadium	Dec. 12, 1982	L, 12-7
22°	Dallas, Busch Stadium	Dec. 16, 1973	L, 30-3
24°	Washington, Busch Stadium	Dec. 21, 1985	L, 27-16

*Postseason



HEAD COACHES

Years	Coach	Regular & Postseason Record
1920...	Marshall Smith	3-2-1
1921-22	John "Paddy" Driscoll	11-6-2
1923-24	Arnie Horween	13-8-1
1925-26	Norm Barry	16-8-2
1927...	Fred Gillies	3-7-1
1928...	Guy Chamberlin	1-5-0
1929-30	Ernie Nevers	11-12-3
1931...	LeRoy Andrews*	0-2-0
1931...	Ernie Nevers	5-2-0
1932...	Jack Chevigny	2-6-2
1933-34	Paul Schissler	6-15-1
1935-38	Milan Creighton	16-26-4
1939...	Ernie Nevers	1-10-0
1940-42	Jimmy Conzelman	8-22-3
1943-45	Phil Handler**	1-29-0
1946-48	Jimmy Conzelman	27-10-0
1949...	Phil Handler	6-5-1
	Buddy Parker***	
1950-51	Earl "Curly" Lambeau	8-16-0
1952...	Joe Kuharich	4-8-0

* Resigned after two games in 1931

** Co-coach with Walt Kiesling of 1944

Card-Pitt team

*** Co-head coaches

**** Released after 13 games in 1979

Years	Coach	Regular & Postseason Record
1953-54	Joe Stydahar	3-20-1
1955-57	Ray Richards	14-21-1
1958-61	Frank "Pop" Ivy	17-31-2
1962-65	Wally Lemm	27-26-3
1966-70	Charley Winner	35-30-5
1971-72	Bob Hollway	8-18-2
1973-77	Don Coryell	42-29-1
1978-79	Bud Wilkinson****	9-20-0
1979...	Larry Wilson	2-1-0
1980-85	Jim Hanifan	39-49-1
1986-89	Gene Stallings*****	23-34-1
1989...	Hank Kuhlmann	0-5
1990-93	Joe Bugel	20-44
1994-95	Buddy Ryan	12-20
1996-2000	Vince Tobin+	29-44
2000-03	Dave McGinnis++	17-40
2004-06	Dennis Green	16-32
2007-12	Ken Whisenhunt	49-53
2013...	Bruce Arians	41-22-1

***** Released after 11 games in 1989

+ Released after seven games in 2000.

++ Interim head coach for eight games in 2000; named permanent head coach prior to season finale.



After leading the Cardinals to an 11-5 record and a spot in the post-season in 2014, Bruce Arians was named the Associated Press NFL Coach of the Year.

ASSISTANT COACHES (1936-2016)

A		
Aiken, Ron	Defensive Line	2007-12
Alosi, Pete	Asst. Strength & Conditioning	2010-14
Atkins, Bill	Defensive Secondary	1980-81
Atkins, Dave	Offensive Coordinator	1994-95
Austin, Bill	Offensive Line/Running Game	1972
Austin, Teryl	Defensive Backs	2007-09

B		
Banker, Chuck . . .	Offensive Backfield	1985
	Special Teams/Defensive Assistant	1983-84
	Special Teams	1980-82
Bennett, Leeman	Offensive Backs	1970-71
Bettcher, James	Defensive Coordinator	2015-
	Outside Linebackers	2013-14
Bettis, Tom	Defensive Coordinator	1978-84
Blevins, Anthony	Coaching Assistant/Special Teams	2013-
Blue, Ken	Linebackers	1970
Bowles, Todd	Defensive Coordinator	2013-14
Braden, Marv	Special Teams	1986-89
Bresnahan, Tom	Offensive Line	1986-88
Brooks, Dan	Special Assignments	1977
Brooks, Larry	Defensive Line	2006
Brown, Don	Flexibility and Strength	1979-84
Buckner, Brentson	Defensive Line	2013-
Bush, Frank	Asst. Head Coach/Linebackers	2004-06

C		
Caldwell, Mike	Linebackers	2013-14
Capretta, Ryan	Asst. Strength and Conditioning	2003-2005
Carpenter, Lew	Offensive Coordinator/Receivers	1971-72
Carthon, Maurice	Running Backs	2007-08
Caruthers, LeBaron	Strength and Conditioning	1986-89
Cavanaugh, Matt	Quarterbacks	1995
Champion, Jim	Defensive Line	1966, 1974-75
Chiurco, Mike	Defensive Asst./Asst. Defensive Backs	2015-
Christophel, Rick	Tight Ends	2013-
Chryst, Geep	Quarterbacks	1998, 2001-03
	Tight Ends/Quality Control	1996-97
Cioffi, Louie	Defensive Backs	2011-12
Clark, Sam	Intern	1991-92
Cochran, Red	Offensive Backs	1968-69
Cottrell, Ted	Linebackers	1994
	Defensive Line	1990-93
Courtright, Rick	Defensive Quality Control/Asst. Secondary	2004-10
Curzi, Jim	Strength	1976

D		
Daddio, Bill	Assistant Coach	1952
Davis, Bill	Linebackers/Defensive Coordinator	2007-10
Devlin, Mike	Asst. Off. Line/Off. Quality Control	2000-03
Dewell, Billy	Ends	1950
Diaz-Infante, David	Offensive Assistant	2013-14
Douglas, Otis	Line	1955

Dowhower, Rod	Offensive Coordinator	1983-84
	Quarterbacks and Receivers	1973
Drake, Darryl	Wide Receivers	2013-
Drulis, Chuck	Defensive Coordinator/Linebackers	2012-14
	Defensive Backs	1971
	Defensive Coach	1962-70
	Assistant Coach	1958-61
	Defensive Line	1956-57

E		
Elliott, Pete	Offensive Backfield	1978
Evans, Dick	Assistant Coach	1952
Everest, Al	Special Teams	1996-99

F		
Fassel, Jim	Offensive Coordinator	1996
Feldman, Rudy	Linebackers	1982-85
Feldman, Rudy	Defensive Line	1978-81
FitzGerald, Jeff	Linebackers	2001-03
	Quality Control	2000
Foote, Larry	Inside Linebackers	2015-
Ford, Robert	Wide Receivers	2004
Forzano, Rick	Offensive Backs/Game Scouting	1966-67

G

Galbraith, Marty . . .	Tight Ends	2003
Gallagher, Dick . . .	Ends	1953
Garrett, John	Quarterbacks	1999-2000
Garver, Kevin	Offensive Asst./Asst. Wide Receivers	2013-
Gibbs, Joe	Offensive Backs	1973-77
Gilmer, Harry	Quarterbacks	1967-69, 81-82
	Quarterbacks and Receivers	1975-80
Glick, Fred	Defensive Secondary	1978-79
Godette, Cary	Defensive Line Assistant	2003
Goldberg, Marshall . .	Assistant Coach/Chief Scout	1949
Goodwin, Harold . . .	Offensive Coordinator	2013-
Greene, Joe	Defensive Line	1996-2003
Grimm, Chad	Offensive Quality Control	2009-12
Grimm, Russ.	Asst. Head Coach/Offensive Line/ Run Game Coordinator	2007-12

H		
Haley, Todd	Offensive Coordinator	2007-08
Hall, Sid	Linebackers	1974-75
	Defensive Line	1973
Hammond, Bobby	Running Backs	1990-91
Handler, Phil	Line	1946-48, 50-51
	Assistant Coach	1936-42
Hanifan, Jim	Offensive Line	1973-78
Hargrave, Carl	Offensive Consultant	2004
	Tight Ends	2005-06
Heiden, Steve	Assistant Special Teams/Assistant Tight Ends	2013-
Henderson, Donnie	Defensive Backs	2010
Henke, Ed	Player-Coach (Defensive Line)	1963



Hoener, Pete	Offensive Line	2003
	Tight Ends	2001-02
	Tight Ends	1985-86
Horton, Ray	Defensive Coordinator	2011-12
I		
Isbell, Cecil	Backfield	1950-51
J		
Jackson, Bobby	Running Backs	1992-93
Jamieson, Dick	Offensive Coordinator	1985, 1997
	Offensive Backfield	1980-84
Johnson, Jim	Defensive Backs	1990-93
	Defensive Line	1986-89
Jones, Amos	Special Teams Coordinator	2013-
Jones, Ronnie	Defensive Coordinator	1994-95
Jorge, Ernie	Line	1953-54
K		
Keane, Tom	Assistant Coach	1957
Kellison, John	Assistant Coach/Talent Scout	1955-56
Khayat, Bill	Offensive Quality Control	2004-06
Kingdom, Roger	Asst. Strength and Conditioning	2014-
Kirkland, Levon	Bill Bidwill Fellowship/OLBs	2015-16
Kitchens, Freddie	TEs/QBs/RBs	2007-
Kruczek, Mike	Quarterbacks	2004-06
Kuhlmann, Hank	Special Teams	2000-03
	Tight Ends	1998-99
	Running Backs	1986-89
Kwan, Stan	Sp. Teams Asst./Def. Quality Control	2001-03
L		
Lanham, Paul	Special Teams	1972
Lawrence, Daryl	Asst. Strength and Conditioning	2004-06
Lawrence, Don	Tight Ends	2000
Leach, Bob	Defensive Line	1971-72
Leftwich, Byron	Quarterbacks	2017-
Lemmy, Wally	Assistant Coach	1956, 1959
Lindsay, Everett	Offensive Line	2004-05
Loney, Steve	Offensive Assistant/Offensive Line	1993, 2006
Lott, John	Strength & Conditioning	2007-13
Lovat, Tom	Offensive Line	1980-84, 1990-91
M		
Marmie, Larry	Defensive Coordinator	2001-03
	Defensive Backs	1996-2000
Martinez, George	Running Backs	1995
	Quality Control	1994
Matsko, John	Offensive Line	1992-93
Mauck, Carl	Offensive Line	1996-97
McDaniel, LeCharis	Wide Receivers	1993
McGinnis, Dave	Defensive Coordinator	1996-2000
McLaughlin, Leon	Special Assistant/Quality Control	1986-89
	Special Assistant to the Head Coach	1980-85
	Special Assistant	1979
McMillan, Ernie	Offensive Line	1985
McNulty, John	Quarterbacks/Wide Receivers	2009-12
Miller, Chris	Quarterbacks	2009-11
Miller, Mike	Wide Receivers/Passing Game Coordinator	2007-12
	Offensive Coordinator	
Miller, Red	Offensive Line	1966-70
Milus, Ron	Defensive Backs	2003
Mitchell, Stump	Running Backs	2013-16
Modkins, Curtis	Running Backs	2009
Moore, Mal	Wide Receivers	1986-89
Moore, Tom	Assistant Head Coach/Offense	2013-
Morris, Buddy	Strength & Conditioning	2014-
Morris, Guy	Offensive Line Assistant	1994
Muha, Joe	Backfield	1954
Murphy, Mike	Inside Linebackers/Quality Control	1991-93
	Defensive Assistant/Quality Control	1990
N		
Neal, Dan	Offensive Line	1994-95
Nixon, Mike	Assistant Coach	1952
Nowaskey, Bob	Ends	1954-57, 1956
O		
O'Dea, Kevin	Special Teams	2004-05
Olson, Rich	Offensive Coordinator	2001-02
P		
Parker, Buddy	Special Assistant	1978
	Assistant Coach	1943, 1945-48
Pascale, Joe	Linebackers	1986-89
	Outside Linebackers	1991-93
	Defensive Coordinator	1990
Pendergast, Clancy	Defensive Coordinator	2004-08
Peters, Floyd	Assistant Head Coach/Defense	1982-85
Pires, Glenn	Linebackers	1996-2000
Pirotti, Anthony	Assistant Strength & Conditioning	2016-
Plasman, Dick	Assistant Coach	1947-49
Plumb, Ted	Receivers/Tight Ends	1994-95
	Tight Ends	1993
	Wide Receivers	1990-92

Pollard, Deek	Defensive Line	2004-05
Polsfort, Fran	Wide Receivers	1962-67
Pratt, Tom	Pass Rush Specialist	2013-
Prochaska, Ray	Offensive Line	1962-65
	Assistant Coach	1958-61
Putnam, Duane	Offensive Line	1979-80

R

Raich, Matt	Defensive Assistant/Linebackers	2007-12
Ramsey, Buster	Player-Coach (Defense)	1951
Ramsey, Kevin	Defensive Backs	2001-02
Rapone, Nick	Defensive Backs	2013-
Rapp, Vic	Wide Receivers	1996-2000
Reich, Frank	Wide Receivers	2012
Renfro, Jerry	Defensive Backs	1986-87
Rhyme, Mel	Offensive Coordinator	1990-93
Richards, Ray	Assistant Coach	1954
Roberts, Al	Special Teams	1994-95
Robinson, Tommie	Running Backs	2010-12
Rodriguez, Pete	Special Teams	1990-93
Rogucki, Bob	Strength and Conditioning	1990-2003
Rolland, Johnny	Running Backs	1997-2003
Ross, Kevin	Cornerbacks	2013-
Rowen, Keith	Offensive Coordinator	2005-06
Rutledge, Jeff	Quarterbacks	2007-08
Ryan, Rex	Linebackers	1995
	Defensive Line	1994
Ryan, Rob	Defensive Backs	1994-95

S

Sanders, Bob	Linebackers	2015-
Schlinkman, Walt	Defensive Backs	1964
	Assistant Coach	1959
Sevier, Wayne	Special Assignments	1974-75
Shipp, Ken	Receivers/Game Scouting	1968-70
Shofner, Jim	Offensive Coordinator	1986-89
Shroyer, Don	Linebackers	1966-69
	Defensive Backs	1963
	Offensive Backs	1962
Shurmur, Fritz	Defensive Coordinator	1991-93
Simpson, Jackie	Defensive Backs	1973
Skipper, Jim	Running Backs	1996
Slowik, Ryan	Outside Linebackers/Def. Quality Control	
	Defensive Asst./Asst. Defensive Backs	2009-14
Smith, Jerry	Special Teams	1985
Solari, Mike	Offensive Line	1989
Solomon, Richard	Defensive Backs	2004-06
Spencer, Joe	Offensive Line	1971
Spencer, Kevin	Special Teams	2007-12
Stahley, Skip	Backfield	1963
Stanley, Jim	Defensive Line	1995
Stuber, Abe	Assistant/Talent Scout	1965-67
	Assistant Coach	1958
Sullivan, Jerry	Offensive Coordinator	2003
	Wide Receivers	2001-02
Sweeney, Jim	Offensive Backfield	1979

T

Thurman, Dennis	Defensive Backs	1988-89
Thompson, Jerry	Special Teams	1978-79
Thompson, Tommy	Backfield	1955
Thomas, Emmitt	Receivers	1981-85
Thornton, Bill	Running Backs	1972
Tolbert, Tyke	Wide Receivers	2003
Townsend, Deshea	Asst. Defensive Backs	2011-12
Trestman, Marc	Offensive Coordinator	1998-2000
Trippi, Charley	Offensive Backs	1963-65
	Assistant Coach	1956-57

V

Van Zandt, Lance	Defensive Backfield	1985
Versaci, Tony	Special Teams/Special Assignments	1971
Voris, Dick	Defensive Coordinator/Linebackers	1971
	Defensive Line	1968-70

W

Walsh, Charles	Assistant Coach	1940-41
Ward, Dedric	Offensive Quality Control	2007-08
Warhop, George	Offensive Line	1998-02
Weber, Chuck	Defensive Backs	1976-77
Wetzel, Steve	Strength and Conditioning	2004-06
Wilsley, Ray	Defensive Coordinator	1973-77
	Assistant Coach	1960-61
Wilson, Kirby	Running Backs	2004-06
Wilson, Larry	Player-Coach (Defensive Backs)	1972
Wilson, Mike	Tight Ends	2004
	Wide Receivers	2005-06
Wood, Alex	Offensive Coordinator	2004
Wylie, Bob	Offensive Line	2004

Z

Zapalac, Willie	Defensive Line	1976-77
Zauner, Gary	Special Teams	2006
Zierlein, Larry	Assistant Offensive Line	2013-



CARDINALS RING OF HONOR



ERNE NEVERS

Pro Football Hall of Fame Class of 1963

Fullback 6-0, 204 (Stanford)

1926-27 Duluth Eskimos, 1929-31 Chicago Cardinals

Ernest Alonzo Nevers ... Stanford all-America, 1925 Rose Bowl hero ... Lured from pro baseball career by Eskimos ... Truly a do-everything iron man, playing 1,714 of 1,740 minutes in 29-game 1926 season ... Missed 1928 with injuries, returned with Cardinals, 1929 ... Scored NFL record 40 points (six touchdowns, four conversions) in one game against Bears on Thanksgiving Day, 1929 ... All-league all five NFL seasons ... Player-coach one year in Duluth, two in Chicago ... Born June 11, 1903 in Willow River, Minnesota ... Died May 3, 1976, at age of 72 ... Inducted into ROH in 2006.



JIMMY CONZELMAN

Pro Football Hall of Fame Class of 1964

Quarterback 6-0, 175 Coach-Owner (Washington University-St. Louis)

1920 Decatur Staleys, 1921-22 Rock Island Independents, 1922-24 Milwaukee

Badgers, 1925-26 Detroit Panthers, 1927-30 Providence Steam Roller, 1940-42, 1946-48 Chicago Cardinals

James Gleason Conzelman ... Multi-talented, athlete, editor, executive, songwriter, orator ... Began NFL career with Staleys, 1920 ... Player-coach of four NFL teams in the 1920s, including 1928 champion Providence ... Player-coach-owner of Detroit, 1925-26 ... Knee injury ended 10-year playing career, 1929 ... Coached Cardinals to 1947 NFL Championship, 1948 Western Division crown ... Born March 6, 1898 in St. Louis, Missouri ... Died July 31, 1970, at age of 72 ... Inducted into ROH in 2006.



JOHN (PADDY) DRISCOLL

Pro Football Hall of Fame Class of 1965

Quarterback 5-11, 160 (Northwestern)

1919 Hammond Pros (pre-NFL), 1920-25 Chicago Cardinals, 1926-29 Chicago Bears

John Leo Driscoll ... Triple-threat on attack, flawless on defense ... Led Cardinals to 1925 NFL Championship ... Droppicked record four field goals in one game, 1925 ... Droppicked 50-yard field goal, 1924 ... Scored 27 points in one game, 1923 ... 23 precision punts stymied Red Grange's NFL debut, 1925 ... Traded by Cardinals to Bears, 1926, to thwart signing with rival AFL ... Sparked Bears for four years ... All-NFL six times ... Born January 11, 1896, in Evanston, Illinois ... Died June 29, 1968, at age 72 ... Inducted into ROH in 2006.



CHARLES W. BIDWILL, SR.

Pro Football Hall of Fame Class of 1967

Owner-Administrator (Loyola-Chicago)

1933-1947 Chicago Cardinals

Charles W. Bidwill, Sr. ... Purchased Cardinals' franchise, 1933 ... Staunch faith in professional football stood as guiding light during dark depression years ... Dealt rival All-America Football Conference most stunning blow with \$100,000 signing of two-time Georgia all-America halfback Charley Trippi, 1947 ... Built famous "Dream Backfield" but died before it could bring him a Cardinals' championship ... Financial help saved Bears' ownership for George Halas, 1932 ... Born September 16, 1895, in Chicago, Illinois ... Died April 19, 1947, at age of 51 ... Inducted into ROH in 2006.



CHARLEY TRIPPI

Pro Football Hall of Fame Class of 1968

Halfback, Quarterback 6-0, 186 (Georgia)

1947-1955 Chicago Cardinals

Charles Louis Trippi ... Cards' No. 1 future draft pick, 1945 ... Georgia all-America, 1946 ... Played in four Chicago All-Star games as collegian ... \$100,000 signee during AAFC-NFL war, 1947 ... Final link in Cards' famed "Dream Backfield" ... Scored two touchdowns in 1947 NFL Championship Game as Cardinals defeated Philadelphia 28-21 ... All-NFL, 1948 ... Extremely versatile—played halfback five years, quarterback two years, defense two years ... Gained nearly 10,000 yards and accounted for 53 touchdowns during Cardinal career ... Born December 14, 1922 in Pittston, Pennsylvania ... Inducted into ROH in 2006.



OLLIE MATSON

Pro Football Hall of Fame Class of 1972

Halfback 6-2, 220 (San Francisco)

1952, 1954-58 Chicago Cardinals, 1959-62 Los Angeles Rams, 1963

Detroit Lions, 1964-66 Philadelphia Eagles

Ollie Genoa Matson ... San Francisco all-America ... U.S. Olympic medalist in track, 1952 ... No. 1 draft pick, 1952 ... All-NFL 1954-57 ... In six season with Cards, did not miss a game ... Rushed for 3,331 yards and 24 touchdowns, caught 130 passes for 2,150 yards and 24 touchdowns ... Added nine touchdowns on kick returns ... Traded to Rams for nine players, 1959 ... Career ledger: 12,844 combined yards, 5,173 yards rushing, 222 receptions, 438 points ... Elected to six Pro Bowls ... MVP in 1956 Pro Bowl ... Born May 1, 1930 in Trinity, Texas ... Inducted into ROH in 2006.



DICK (NIGHT TRAIN) LANE

Pro Football Hall of Fame Class of 1974

Cornerback 6-1, 194 (Scottsbluff -NE Junior College)

1952-53 Los Angeles Rams, 1954-59 Chicago Cardinals, 1960-65 Detroit Lions

Richard Lane ... Joined Rams as free agent after four years in Army ... Set NFL interception record (14) as rookie, 1952 ... All-NFL six years ... Named to seven Pro Bowls ... Selected all-time NFL cornerback, 1969 ... Career interception record: 68 for 1,207 yards, five touchdowns ... Averaged over 20 yards on 30 interception returns for Cardinals, 1960-65 ... Gambler on field, spectacular playmaker ... Deadly open-field tackler ... Very fast, agile, aggressive ... Born April 16, 1928 in Austin, Texas ... Died January 29, 2002, at age of 73 ... Inducted into ROH in 2006.



MARSHALL GOLDBERG

Halfback, Defensive Back 5-11, 190 (Pittsburgh)

1939-1948 Chicago Cardinals

Marshall "Biggie" Goldberg ... Two-time all-America at Pittsburgh ... All-around performer starred as ball carrier, defensive back, and return specialist ... Played with Cardinals 1939-43, 1946-48 ... Earned second-team All-Pro notice in 1941 when, at midseason, led the league in rushing, punt and kickoff returns, and interceptions ... Key member of Cards' 1947 NFL Championship team ... Original member of Cards' "Dream Backfield" of Paul Chrisman, Pat Harder, Charley Trippi, and Elmer Angsman, and Goldberg ... Born October 25, 1917 in Elkins, West Virginia ... Died April 3, 2006, at age of 88 ... Inducted into ROH in 2006.



DAN DIERDORF

Pro Football Hall of Fame Class of 1996

Tackle 6-3, 275 (Michigan)

1971-1983 St. Louis Cardinals

Daniel Lee Dierdorf ... No. 2 draft pick, 1971 ... Michigan all-America ... Possessed size, speed, quickness, discipline, intelligence, consistency ... Equally effective as pass protector, run blocker ... Right tackle, anchored offensive line which led the NFL three years, NFC five years in fewest quarterback sacks allowed ... All-Pro five times, played in six Pro Bowls ... Named best blocker three years by NFL Players Association ... Born June 19, 1949 in Canton, Ohio ... Inducted into ROH in 2006.



PAT TILLMAN

Safety 5-11, 202 (Arizona State)

1998-2001 Arizona Cardinals

Patrick Daniel Tillman ... Seventh round selection (226th overall) in 1998 NFL Draft out of Arizona State ... Former college linebacker converted to safety ... Was a fierce competitor who defied odds to become a three-year starting safety that set a franchise single-season record with 224 tackles in 2000 ... Finished four-year career with 478 tackles (247 solos) ... Tillman turned down a three-year contract and left the Cardinals prior to the 2002 season to enlist in the U.S. Army and become a member of the elite Army Ranger unit ... He was killed in action on April 22, 2004 in Afghanistan ... His jersey #40 became the fifth retired number in team history ... Born November 6, 1976 in Fremont, California ... Inducted into ROH in 2006.



LARRY WILSON

Pro Football Hall of Fame Class of 1978

Free Safety 6-0, 190 (Utah)

1960-1972 St. Louis Cardinals

Lawrence Frank Wilson ... Two-way star at Utah, No. 7 draft pick, 1960 ... Cat-like defender, exceptional team leader ... Became NFL's top free safety, made "safety blitz" famous ... All-NFL six times, played in eight Pro Bowls ... Interceptions in seven straight games, led NFL with 10 thefts, 1966 ... In 1965 vs. Pittsburgh, with casts on two broken hands, intercepted a pass to set up go-ahead touchdown in 21-17 victory ... 52 career interceptions, 800 return yards, five touchdowns ... Career as Cardinal stretched from 1960 rookie season through retirement as team vice president in 2003 ... Born May 24, 1938, in Rigby, Idaho ... Inducted into ROH in 2006.



ROGER WEHRLI

Pro Football Hall of Fame Class of 2007

Cornerback 6-0, 190 (Missouri)

1969-1982 St. Louis Cardinals

Roger Russel Wehrli ... Missouri all-America and Cardinals' first-round draft choice in 1969 ... Day-one starter as a rookie ... Flawless technician in pass coverage ... Appeared in 193 games and amassed 40 career interceptions, franchise record-tying 19 fumble recoveries ... Named to NFL's All-Decade Team of the 1970s ... Selected to seven Pro Bowls, named All-Pro five times ... Defensive cornerstone for the exciting Cardinals teams of the mid-70s that forged a three-year record of 31-11 (10-4, 11-3, 10-4) from 1974-76 ... Born November 26, 1947 in New Point, Missouri ... Inducted into ROH in 2007.



AENEAS WILLIAMS

Pro Football Hall of Fame Class of 2014
Cornerback 5-11, 200 (Southern)

1991-2000 Arizona Cardinals, 2001-04 St. Louis Rams

Aeneas Demetrius Williams ... Third round selection (59th overall) in the 1991 NFL Draft out of Southern University ... Played in every game as a Cardinal, including 157 consecutive starts ... Named to NFL team of the 1990's ... Was a six-time pro-bowler (1994-99), including the first four as a starter ... Led or shared the NFC interception lead among cornerbacks three-times (1991-4, 1994-9, 1997-4) ... Seven-time Cardinal interceptions leader or co-leader 1991, '94-97, '99-00) ... Second in Cards all-time interception list with 46 career interceptions ... Holds franchise record with six career interception returns for touchdowns ... Born January 29, 1968 in New Orleans, Louisiana ... Inducted into ROH in 2008.



KURT WARNER

Quarterback 6-2, 214 (Northern Iowa)

1998-03 St. Louis Rams, 2004 New York Giants, 2005-09 Arizona Cardinals

Kurtis Eugene Warner ... Author of one of the NFL's most unique success stories, went undrafted after attending college at Northern Iowa and went on to a Hall of Famer caliber career following a three-year stint in the Arena Football League ... Played for the Cardinals from 2005-09, leading the team to back-to-back division titles in 2008 and '09 and the franchise's first-ever Super Bowl appearance (2008) ... In 2008, set franchise single-season records for pass attempts (598), completions (401), completion percentage (67.1%), passer rating (96.9) and TD passes (30) ... One of just three QBs in NFL history (Peyton Manning and Craig Morton) to take two different teams to the Super Bowl ... One of the greatest postseason performers in NFL history, Warner owns the top three passing totals in Super Bowl history ... Born June 22, 1971 in Burlington, Iowa ... Inducted into ROH in 2014.



ADRIAN WILSON

Safety 6-3, 230 (North Carolina State)
2001-12 Arizona Cardinals

Adrian Lemar Wilson ... Third round selection (64th overall) in the 2001 NFL Draft out of North Carolina State University ... A five-time Pro Bowl selection and three-time All-Pro selection, played in 181 games (162 starts) with the Cardinals and finished his career with 987 tackles, 25.5 sacks, 27 INTs, 106 passes defended, 15 forced fumbles, eight fumble recoveries and four TDs ... A five-time team captain, is one of just six players in NFL history with at least 25 sacks and 25 INTs ... His eight sacks in 2005 remain and NFL single-season record for a defensive back ... Born October 12, 1979 in High Point, North Carolina ... Inducted into the ROH in 2015.



ROY GREEN

Wide Receiver, Defensive Back 6-0, 195 (Henderson State)

1979-87 St. Louis Cardinals, 1988-90 Phoenix Cardinals, 1991-92 Philadelphia Eagles

Roy Calvin Green ... an NAIA All-American at Henderson State, was the Cardinals fourth round selection (89th overall) in the 1979 NFL Draft ... a two-time Pro Bowler and two-time first-team All-Pro selection, played 168 games (127 starts) with the Cardinals while starring on offense, defense and special teams ... finished his Cardinals career with 522 receptions for 8,496 yards and 66 receiving TDs ... returned 84 kickoffs for 1,932 yards (23.0 yard avg.) and one TD, had 27 punt returns for 230 yards and one TD and had 140 yards and one TD on 23 rushes ... also played defensive back with the Cards and had four interceptions and four fumble recoveries ... ranks second in Cardinals history in career TDs (69), third in all-purpose yards (10,798) and his 26 TDs scored between 1983-84 are the most by any player in franchise history over a two-year span ... Born June 30, 1957 in Magnolia, Arkansas ... Inducted into the ROH in 2016.

CARDINALS IN CANTON

There are currently 12 members of the Cardinals organization enshrined in the Pro Football Hall of Fame. In 2014 CB **Aeneas Williams** became the first Arizona Cardinals draft pick inducted into the Hall of Fame.



CARDINALS IN THE PRO FOOTBALL HALL OF FAME

HOF Member	Year Inducted
Charles W. Bidwill, Sr. (Owner)	1967
Jimmy Conzelman (Coach)	1964
T Dan Dierdorf	1996
HB John "Paddy" Driscoll	1965
DB Dick "Night Train" Lane	1974
HB Ollie Matson	1972
HB Ernie Nevers	1963

HOF Member	Year Inducted
TE Jackie Smith	1994
HB Charley Trippi	1968
QB Kurt Warner	2017
CB Roger Wehrli	2007
CB Aeneas Williams	2014
S Larry Wilson	1978



PRO BOWL SELECTIONS BY YEAR

(Year represents the season for which they were selected, not the year the game was played)

1938 .. Gaynell Tinsley, E	1976 .. Jim Bakken, K; Tom Banks, C; Leo Brooks, DT; Dan Dierdorf, T; Conrad Dobler, G; Mel Gray, WR; Jim Hart, QB; Roger Wehrli, CB
1939 .. Tony Blazine, T; Phil Dougherty, C; Jimmy Lawrence, HB; Bill Smith, E	1977 .. Tom Banks, C; Conrad Dobler, G; Dan Dierdorf, T; Mel Gray, WR; Jim Hart, QB; Terry Metcalf, RB; Roger Wehrli, CB
1940 .. Ki Aldrich, C; John Shirk, E	1978 .. Tom Banks, C; Dan Dierdorf, T; Bob Young, G
1941 .. Ray Apolskis, C; Bill Dewell, E; Joe Kuharich, G	1979 .. Ottis Anderson, RB; Roger Wehrli, CB; Bob Young, G
1942 .. Frank Ivy, E	1980 .. Ottis Anderson, RB; Dan Dierdorf, T; Pat Tilley, WR*
1950 .. Elmer Angsman, HB; Bob Dove, E; Bill Fischer, G; Pat Harder, FB; Jim Hardy, QB; Bob Shaw, E	1983 .. Carl Birdsong, P; Roy Green, WR
1951 .. Bill Fischer, G; Fran Polsoff, E; Tom Wham, E	1984 .. Roy Green, WR; E.J. Junior, ILB; Neil Lomax, QB
1952 .. Bill Fischer, G; Ollie Matson, HB; Charley Trippi, QB-HB	1985 .. E.J. Junior, ILB
1953 .. Johnny Olszewski, FB; Don Paul, HB-S; Bill Svoboda, HB; Charley Trippi, QB-HB	1986 .. Vai Sikahema, PR; Ron Wolfley, ST
1954 .. Jerry Groom, T; Dick Lane, DB; Ollie Matson, HB	1987 .. Neil Lomax, QB; Luis Sharpe, T; Vai Sikahema, KR; Ron Wolfley, ST
1955 .. Dick Lane, DB; Ollie Matson, HB; Jerry Olszewski, FB; Fred Wallner, G	1988 .. Luis Sharpe, T; Ron Wolfley, ST; J.T. Smith, WR
1956 .. Lindon Crow, DB; Ollie Matson, HB; Dick Lane, DB; Leo Sanford, LB-C; Jack Simmons, C	1989 .. Rich Camarillo, P; Tim McDonald, SS; Luis Sharpe, T; Ron Wolfley, ST
1957 .. Lindon Crow, DB; Ollie Matson, HB; Leo Sanford, LB-C	1990 .. Johnny Johnson, RB
1958 .. Dick Lane, DB; Ollie Matson, HB; Gern Nagler, E; Leo Sugar, DE	1991 .. Rich Camarillo, P; Tim McDonald, SS*
1959 .. John David Crow, HB; Frank Fuller, T; Jerry Norton, S; Ken Panfil, T	1992 .. Johnny Bailey, KR; Rich Camarillo, P; Robert Massey, CB; Tim McDonald, SS
1960 .. John David Crow, HB; Jimmy Hill, DB; Leo Sugar, DE; Jerry Norton, S; Sonny Randle, SE	1993 .. Rich Camarillo, P
1961 .. Ken Gray, G; Jimmy Hill, DB; Jerry Norton, S; Sonny Randle, SE; Billy Stacy, DB	1994 .. Aeneas Williams, CB; Seth Joyner, OLB
1962 .. John David Crow, HB; Jimmy Hill, DB; Bill Koman, DE; Sonny Randle, SE; Larry Wilson, S	1995 .. Aeneas Williams, CB; Eric Swann, DT; Larry Centers, FB; Jeff Feagles, P
1963 .. Bob DeMarco, C; Ken Gray, G; Charley Johnson, QB; Dale Meinert, LB; Larry Wilson, S	1996 .. Lomas Brown, T; Larry Centers, FB; Eric Swann, DT; Aeneas Williams, CB
1964 .. Bobby Joe Conrad, FL; Pat Fischer, CB; Irv Goode, G; Ken Gray, G; Bill Koman, DE	1997 .. Rob Moore, WR; Aeneas Williams, CB
1965 .. Jim Bakken, K; Bob DeMarco, C; Pat Fischer, CB; Ernie McMillan, T; Dale Meinert, LB; Sonny Randle, SE; Sam Silas, DT; Larry Wilson, S	1998 .. Aeneas Williams, CB
1966 .. Ken Gray, G; Bob Reynolds, T; Joe Robb, DE; Johnny Roland, HB; Jackie Smith, TE; Jerry Stovall, DB; Chuck Walker, DT; Larry Wilson, S	1999 .. Simeon Rice, DE; Aeneas Williams, CB
1967 .. Jim Bakken, K; Ken Gray, G; Bob DeMarco, C; Irv Goode, G; Ernie McMillan, T; Dale Meinert, LB; Johnny Roland, HB*; Jackie Smith, TE; Jerry Stovall, DB; Larry Wilson, S	2000 .. Scott Player, P
1968 .. Don Brumm, DE; Ken Gray, G; Bob Reynolds, T; Bob Rowe, DT; Jackie Smith, TE; Larry Wilson, S	2001 .. David Boston, WR
1969 .. Ernie McMillan, T; Bob Reynolds, T; Jackie Smith, TE; Jerry Stovall, DB; Larry Wilson, S	2003 .. Anquan Boldin, WR
1970 .. MacArthur Lane, RB; Ernie McMillan, T; Jackie Smith, TE; Larry Stallings, LB; Roger Wehrli, DB; Larry Wilson, DB	2004 .. Bertrand Berry, DE
1971 .. Roger Wehrli, DB	2005 .. Larry Fitzgerald, WR; Neil Rackers, K
1974 .. Dan Dierdorf, T; Mel Gray, WR; Jim Hart, QB; Terry Metcalf, RB; Roger Wehrli, CB	2006 .. Anquan Boldin, WR; Adrian Wilson, SS
1975 .. Jim Bakken, K; Tom Banks, C; Dan Dierdorf, T; Conrad Dobler, G; Mel Gray, WR; Jim Hart, QB; Terry Metcalf, RB; Jim Otis, RB; Roger Wehrli, CB	2007 .. Darnell Dockett, DT; Larry Fitzgerald, WR
	2008 .. Anquan Boldin, WR; Larry Fitzgerald, WR; Sean Morey, ST; Kurt Warner, QB; Adrian Wilson, SS
	2009 .. Darnell Dockett, DT; Larry Fitzgerald, WR; Dominique Rodgers-Cromartie, CB; Antrel Rolle, FS; Adrian Wilson, SS
	2010 .. Darnell Dockett, DT; Larry Fitzgerald, WR; Adrian Wilson, SS
	2011 .. Larry Fitzgerald, WR; Patrick Peterson, KR; Adrian Wilson, SS
	2012 .. Larry Fitzgerald, WR; Patrick Peterson, CB; Daryl Washington, LB
	2013 .. John Abraham, LB; Justin Bethel, ST; Larry Fitzgerald, WR; Patrick Peterson, CB
	2014 .. Justin Bethel, ST; Calais Campbell, DE; Antonio Cromartie, CB; Patrick Peterson, CB
	2015 .. Justin Bethel, ST; Calais Campbell, DT; Larry Fitzgerald, WR; Mike Iupati, G; Tyrann Mathieu, S; Carson Palmer, QB; Patrick Peterson, CB
	2016 .. Larry Fitzgerald, WR; David Johnson, RB; Patrick Peterson, CB

YEAR-BY-YEAR LEAGUE OFFENSIVE RANKINGS SINCE 1970 MERGER

Year	Total	Rush	Pass	Year	Total	Rush	Pass
2016	9	18	9	1992	17	26	13
2015	1	8	2	1991	27	26	26
2014	24	31	14	1990	18	12	19
2013	12	23	13	1989	25	26	15
2012	32	32	28	1988	4	13	5
2011	19	24	17	1987	6	15	6
2010	31	32	31	1986	26	14	22
2009	14	28	12	1985	17	15	18
2008	4	32	2	1984	3	9	3
2007	12	29	5	1983	17	7	24
2006	18	30	10	1982	23	7	26
2005	8	32	1	1981	19	9	22
2004	27	22	24	1980	22	9	25
2003	27	29	23	1979	10	3	20
2002	27	15	29	1978	7	25	4
2001	18	27	13	1977	7	12	2
2000	24	27	17	1976	3	8	5
1999	29	29	27	1975	5t	6	6
1998	13	21	8	1974	10	13	7
1997	24	30	10	1973	12	22	5
1996	13	25	6	1972	25	26	18t
1995	24	29	17	1971	14	21	5
1994	25	17	21	1970	3	6	9
1993	8	11	9				



ALPHABETICAL PRO BOWLERS

Name	Pos	Selections	Year
John Abraham	LB	1	2013
Ki Aldrich	C	1	1940
Ottis Anderson	RB	2	1979-80
Elmer Angsman	HB	1	1950
Ray Apolakis	C	1	1941
Johnny Bailey	KR	1	1992
Jim Bakken	K	4	1965, 1967, 1975-76
Tom Banks	C	4	1975-78
Bertrand Berry	DE	1	2004
Justin Bethel	ST	3	2013-15
Carl Birdsong	P	1	1983
Tony Blazine	T	1	1939
Anquan Boldin	WR	3	2003, 2006, 2008
David Boston	WR	1	2001
Leo Brooks	DT	1	1976
Lomas Brown	T	1	1996
Don Brumm	DE	1	1968
Rich Camarillo	P	4	1989, 1991-93
Calais Campbell	DE/DT	2	2014-2015
Larry Centers	FB	2	1995*, 1996
Bobby Joe Conrad	FL	1	1964
Antonio Cromartie	CB	1	2014
John David Crow	HB	3	1959-60, 1962
Lindon Crow	DB	2	1956-57
Bob DeMarco	C	3	1963, 1965, 1967*
Bill Dewell	E	1	1941
Dan Dierdorf	T	6	1974-78, 1980
Conrad Dobler	G	3	1975-77
Darnell Dockett	DT	3	2007, 2009-10
Phil Dougherty	C	1	1939
Bob Dove	E	1	1950
Jeff Feagles	P	1	1995
Bill Fischer	G	3	1950-52
Pat Fischer	CB	2	1964-65
Larry Fitzgerald	WR	10	2005, 07-08, 09*, 10-13, 15-16*
Frank Fuller	T	1	1959
Irv Goode	G	2	1964, 1967
Ken Gray	G	6	1961, 1963-64, 1966-68
Mel Gray	WR	4	1974-77
Roy Green	WR	2	1983-84
Jerry Groom	T	1	1954
Pat Harder	FB	1	1950
Jim Hardy	QB	1	1950
Jim Hart	QB	4	1974-77
Jimmy Hill	DB	3	1960-62
Mike Iupati	G	1	2015*
Frank Ivy	E	1	1942
Charley Johnson	QB	1	1963
David Johnson	RB	1	2016*
Johnny Johnson	RB	1	1990
Seth Joyner	LB	1	1994
E.J. Junior	LB	2	1984-85
Bill Koman	DE	2	1962, 1964
Joe Kuharich	G	1	1941
Dick Lane	DB	4	1954-56, 1958
MacArthur Lane	RB	1	1970
Jimmy Lawrence	HB	1	1939
Neil Lomax	QB	2	1984, 1987

Name	Pos	Selections	Year
Robert Massey	CB	1	1992
Tyrann Mathieu	S	1	2015*
Ollie Matson	HB	6	1952, 1954-58
Tim McDonald	S	3	1989, 1991*, 1992
Eric McMillan	T	4	1965, 1967, 1969-70
Dale Meinert	LB	3	1963, 1965, 1967
Terry Metcalf	RB	3	1974-75, 1977
Rob Moore	WR	1	1997
Sean Morey	ST	1	2008
Gern Nagler	E	1	1958
Jerry Norton	S	3	1959-61
Johnny Olszewski	FB	2	1953, 1955
Jim Otis	RB	1	1975
Carson Palmer	QB	1	2015*
Ken Panfil	T	1	1959
Don Paul	HB-S	1	1953
Patrick Peterson	KR/CB	6	2011-14, 15*, 16
Scott Player	P	1	2000
Fran Polsfoot	E	1	1951
Neil Rackers	K	1	2005
Sonny Randle	SE	4	1960-62, 1965
Bob Reynolds	T	3	1966, 1968-69
Simeon Rice	DE	1	1999
Joe Robb	DE	1	1966
Dominique Rodgers-Cromartie	CB	1	2009*
Johnny Roland	HB	2	1966, 1967*
Antrel Rolle	FS	1	2009
Bob Rowe	DT	1	1968
Leo Sanford	LB-C	2	1956-57
Luis Sharpe	T	3	1987-89
Bob Shaw	E	1	1950
John Shirk	E	1	1940
Vai Sikahema	KR	2	1986-87
Sam Silas	DT	1	1965
Jack Simmons	C	1	1956
Bill Smith	E	1	1939
J.T. Smith	KR-WR	1	1988
Jackie Smith	TE	5	1966-70
Billy Stacy	DB	1	1961
Larry Stallings	LB	1	1970
Jerry Stovall	DB	3	1966-67, 1969
Leo Sugar	DE	2	1958, 1960
Bill Svoboda	HB	1	1953
Eric Swann	IL	2	1995-96
Pat Tilley	WR	1	1980*
Gaynell Tinsley	E	1	1938
Charley Trippi	QB-HB	2	1952-53
Chuck Walker	DT	1	1966
Fred Wallner	G	1	1955
Kurt Warner	QB	1	2008
Daryl Washington	LB	1	2012
Roger Wehrli	CB	7	1970-71, 1974-77, 1979
Tom Wham	E	1	1951
Aeneas Williams	CB	6	1994-99
Adrian Wilson	SS	5	2006, 08, 09*, 10-11
Larry Wilson	S	8	1962-63, 1965-70
Ron Wolfley	ST	4	1986-89
Bob Young	G	2	1978-79

* Selected but did not play

Note: The year listed indicates the season for which a player was selected and not the year in which the game was played

YEAR-BY-YEAR LEAGUE DEFENSIVE RANKINGS SINCE 1970 MERGER

Year	Total	Rush	Pass	Year	Total	Rush	Pass
2016	2	9	4	1992	24	10	7
2015	5	6	8	1991	16	26	7
2014	24	13	29	1990	18	26	8
2013	6	1	14	1989	26	27	22
2012	12	28	5	1988	14	16	12
2011	18	21	17	1987	25	19	25
2010	29	30	23	1986	4	25	1
2009	20	17	23	1985	15	24	8
2008	19	16	22	1984	8	14	9
2007	17	9	28	1983	6	8	14
2006	29	16	30	1982	14t	12	7
2005	8	10	12	1981	23	25	16
2004	12	27	9	1980	19	16	20
2003	26	19	29	1979	16	14	16
2002	29	30	28	1978	13	19t	7t
2001	28	24	26	1977	24	22	26
2000	30	30	11	1976	12	12	15
1999	22	30	10	1975	18	10	24
1998	21	20	17	1974	17	15	19
1997	27	27	15	1973	26	17	26
1996	21	21	21	1972	25	20	25
1995	26	30	15	1971	20	18	21
1994	3	4	4	1970	10	16	7
1993	21	19	19				



ALL-TIME PLAYER OF THE WEEK SELECTIONS, 1984-2016

1984			2003		
Neil Lomax	Offensive	Oct. 7 at Dallas (Week 6)	Dexter Jackson	Defensive	Sept. 21 vs. Green Bay (Week 3)
Ottis Anderson	Offensive	Nov. 18 at N.Y. Giants (Week 12)			
E.J. Junior	Defensive	Nov. 25 vs. Philadelphia (Week 13)	2004		
Neil Lomax	Offensive	Dec. 16 at Washington (Week 16)	Adrian Wilson	Defensive	Oct. 3 vs. New Orleans (Week 4)
			Neil Rackers	Special Teams	Oct. 24 vs. Seattle (Week 7)
			Bertrand Berry	Defensive	Nov. 14 vs. N.Y. Giants (Week 10)
1985			2005		
Leonard Smith	Defensive	Nov. 4 vs. Dallas (Week 9)	Kurt Warner	Offensive	Nov. 20 at St. Louis (Week 11)
Lonnie Young	Defensive	Dec. 8 vs. New Orleans (Week 14)	Neil Rackers	Special Teams	Oct. 2 vs. San Francisco (Week 4)
1986			2006		
Leonard Smith	Defensive	Dec. 7 at Philadelphia (Week 14)	Kurt Warner	Offensive	Sept. 10 vs. San Francisco (Week 1)
1987			2007		
Curtis Greer	Defensive	Sept. 13 at Dallas (Week 1)	Steve Breaston	Special Teams	Sept. 30 vs. Pittsburgh (Week 4)
Neil Lomax	Offensive	Dec. 20 at Tampa Bay (Week 15)	Rod Hood	Defensive	Oct. 7 at St. Louis (Week 5)
1988			Karlos Dansby	Defensive	Nov. 11 vs. Detroit (Week 10)
Neil Lomax	Offensive	Oct. 2 at L.A. Rams (Week 5)	Antrel Rolle	Defensive	Nov. 18 at Cincinnati (Week 11)
Freddie Joe Nunn	Defensive	Oct. 30 at Dallas (Week 9)	Antrel Rolle	Defensive	Dec. 30 vs. St. Louis (Week 17)
Roy Green	Offensive	Nov. 13 vs. N.Y. Giants (Week 11)			
1989			2008		
Tim McDonald	Defensive	Nov. 12 vs. Dallas (Week 10)	Kurt Warner	Offensive	Sept. 14 vs. Miami (Week 2)
1991			Sean Morey	Special Teams	Oct. 12 vs. Dallas (Week 6)
Tim McDonald	Defensive	Oct. 20 vs. Atlanta (Week 8)	Antrel Rolle	Defensive	Nov. 2 at St. Louis (Week 9)
1992			Neil Rackers	Special Teams	Nov. 16 at Seattle (Week 11)
Robert Massey	Defensive	Oct. 4 vs. Washington (Week 5)	Gerald Hayes	Defensive	Dec. 7 vs. St. Louis (Week 14)
Johnny Johnson	Offensive	Nov. 8 at L.A. Rams (Week 10)			
1993			2009		
Johnny Bailey	Special Teams	Sept. 12 at Washington (Week 2)	Calais Campbell	Special Teams	Sept. 20 at Jacksonville (Week 2)
Eric Swann	Defensive	Oct. 17 vs. Washington (Week 7)	Dominique Rodgers-Cromartie	Defensive	Oct. 11 vs. Houston (Week 5)
Ron Moore	Offensive	Dec. 5 vs. L.A. Rams (Week 14)	Adrian Wilson	Defensive	Oct. 25 at New York Giants (Week 7)
Ron Moore	Offensive	Dec. 26 vs. N.Y. Giants (Week 17)	Kurt Warner	Offensive	Nov. 8 at Chicago (Week 9)
			LaRod Stephens-Howling	Special Teams	Nov. 29 at Tennessee (Week 12)
			Kurt Warner	Offensive	Dec. 6 vs. Minnesota (Week 13)
			Ben Graham	Special Teams	Dec. 20 at Detroit (Week 15)
1994			2010		
Aeneas Williams	Defensive	Oct. 16 at Washington (Week 7)	Adrian Wilson	Defensive	Sept. 12 at St. Louis (Week 1)
Seth Joyner	Defensive	Nov. 20 vs. Philadelphia (Week 12)	Jay Feely	Special Teams	Dec. 12 vs. Denver (Week 14)
1995			2011		
Jeff Feagles	Special Teams	Nov. 26 vs. Atlanta (Week 13)	Patrick Peterson	Special Teams	Nov. 6 vs. St. Louis (Week 9)
1996			Larry Fitzgerald	Offensive	Nov. 13 at Philadelphia (Week 10)
LeShon Johnson	Offensive	Sept. 22 at New Orleans (Week 4)	Patrick Peterson	Special Teams	Nov. 27 at St. Louis (Week 12)
Kent Graham	Offensive	Sept. 29 vs. St. Louis (Week 5)			
Boomer Esiason	Offensive	Nov. 10 at Washington (Week 11)	2012		
Boomer Esiason	Offensive	Nov. 24 vs. Philadelphia (Week 13)	Calais Campbell	Defensive	Sept. 16 at New England (Week 2)
			Larry Fitzgerald	Offensive	Sept. 23 vs. Philadelphia (Week 3)
1997			2013		
Aeneas Williams	Defensive	Sept. 7 vs. Dallas (Week 2)	Patrick Peterson	Defensive	Sept. 29 at Tampa Bay (Week 4)
1998			Carson Palmer	Offensive	Nov. 24 vs. Indianapolis (Week 12)
Simeon Rice	Defensive	Sept. 20 vs. Philadelphia (Week 3)	John Abraham	Defensive	Dec. 8 vs. St. Louis (Week 14)
Ronald McKinnon	Defensive	Oct. 11 vs. Chicago (Week 6)	Jay Feely	Special Teams	Dec. 15 at Tennessee (Week 15)
Joe Nedney	Special Teams	Nov. 8 vs. Washington (Week 10)			
Tommy Bennett	Defensive	Dec. 13 at Philadelphia (Week 15)	2014		
Chris Jacke	Special Teams	Dec. 20 vs. New Orleans (Week 16)	Ted Ginn, Jr.	Special Teams	Sept. 14 at New York Giants (Week 2)
Kwamie Lassiter	Defensive	Dec. 27 vs. San Diego (Week 17)	Chandler Catanzaro	Special Teams	Oct. 12 vs. Washington (Week 6)
			Larry Fitzgerald	Offensive	Oct. 26 vs. Philadelphia (Week 8)
1999			Justin Bethel	Special Teams	Nov. 2 at Dallas (Week 9)
Chris Jacke	Special Teams	Sept. 12 at Philadelphia (Week 1)	Patrick Peterson	Defensive	Nov. 9 vs. St. Louis (Week 10)
			Chandler Catanzaro	Special Teams	Dec. 11 at St. Louis (Week 15)
2000			2015		
Jake Plummer	Offensive	Sept. 10 vs. Dallas (Week 2)	Larry Fitzgerald	Offensive	Sept. 20 at Chicago (Week 2)
Aeneas Williams	Defensive	Nov. 5 vs. Washington (Week 10)	David Johnson	Special Teams	Sept. 20 at Chicago (Week 2)
2001			Tyrann Mathieu	Defensive	Sept. 27 vs. San Francisco (Week 3)
Bill Gramatica	Special Teams	Nov. 18 vs. Detroit (Week 11)	Chandler Catanzaro	Special Teams	Dec. 10 vs. Minnesota (Week 14)
Bill Gramatica	Special Teams	Nov. 25 at San Diego (Week 12)	Deone Bucannon	Defensive	Dec. 20 at Philadelphia (Week 15)
			Dwight Freene	Defensive	Dec. 27 vs. Green Bay (Week 16)
2002			2016		
MarTay Jenkins	Special Teams	Sept. 15 at Seattle (Week 2)	Marcus Cooper	Defensive	Sept. 18 vs. Tampa Bay (Week 2)
Bill Gramatica	Special Teams	Oct. 6 at Carolina (Week 5)	David Johnson	Offensive	Oct. 6 at San Francisco (Week 5)
Adrian Wilson	Defensive	Oct. 20 vs. Dallas (Week 7)	David Johnson	Offensive	Dec. 4 vs. Washington (Week 13)



OVERTIME GAMES

Total OT Games:	45	Home:	19-9-2	Winning the Toss:	14-9-3
Record:	26-16-3	Road:	7-7-1	Losing the Toss:	12-7
Date	Opponent	Result	Game-winning score	Coin Toss	
Sun., Oct. 23, 2016	Seattle Seahawks	T, 6-6	None	Won	
Sat., Jan. 16, 2016	Green Bay Packers	W, 26-20	5-yard TD pass, Carson Palmer to Larry Fitzgerald (13:55)	Won	
Sun., Dec. 15, 2013	Tennessee Titans	W, 37-34	Jay Feely 41-yard FG (10:18)	Lost	
Sun., Oct. 14, 2012	Buffalo Bills	L, 16-19	25-yard Rian Lindell FG (11:10)	Lost	
Sun., Sept. 30, 2012	Miami Dolphins	W, 24-21	46-yard Jay Feely FG (8:29)	Won	
Sun., Jan. 1, 2012	Seattle Seahawks	W, 23-20	28-yard Jay Feely FG (5:59)	Lost	
Sun., Dec. 18, 2011	Cleveland Browns	W, 20-17	22-yard Jay Feely FG (10:56)	Lost	
Sun., Dec. 4, 2011	Dallas Cowboys	W, 19-13	52-yard TD pass, Kevin Kolb to LaRod Stephens-Howling	Won	
Sun., Nov. 6, 2011	St. Louis Rams	W, 19-13	99-yard Patrick Peterson punt return TD	Lost	
Sun., Nov. 7, 2010	at Minnesota Vikings	L, 24-27	35-yard Ryan Longwell FG (9:49)	Won	
Sun., Jan. 10, 2010	Green Bay Packers	W, 51-45	Dansby 17-yard TD on fumble caused by M. Adams sack (13:42)	Lost	
Sun., Oct. 12, 2008	Dallas Cowboys	W, 30-24	M. Beisel 3-yard TD return on S. Morey blocked punt (14:05)	Lost	
Sun., Dec. 23, 2007	Atlanta Falcons	W, 30-27	31-yard Neil Rackers FG (9:30)	Won	
Sun., Nov. 25, 2007	San Francisco 49ers	L, 31-37	Banta-Cain fumble recovery in endzone (4:56)	Won	
Sun., Dec. 12, 2004	San Francisco 49ers	L, 28-31	31-yard Todd Peterson FG (6:22)	Lost	
Sun., Oct. 10, 2004	at San Francisco 49ers	L, 28-31	32-yard Todd Peterson FG (3:23)	Lost	
Sun., Nov. 30, 2003	St. Louis Rams	L, 27-30	49-yard Jeff Wilkins FG (3:38)	Lost	
Sun., Oct. 26, 2003	San Francisco 49ers	W, 16-13	39-yard Tim Duncan FG (4:59)	Won	
Sun., Dec. 8, 2002	Detroit Lions	W, 23-20	42-yard Bill Gramatica FG (4:12)	Won	
Sun., Oct. 20, 2002	Dallas Cowboys	W, 9-6	40-yard Bill Gramatica FG (11:45)	Lost	
Sun., Dec. 2, 2001	at Oakland Raiders	W, 34-31	36-yard Bill Gramatica FG (7:29)	Lost	
Sun., Dec. 13, 1998	at Philadelphia Eagles	W, 20-17	32-yard Chris Jacke FG (4:30)	Won	
Sun., Nov. 30, 1997	Pittsburgh Steelers	L, 20-26	10-yard Jerome Bettis TD run (5:34)	Won	
Sun., Oct. 19, 1997	at Philadelphia Eagles	L, 10-13	24-yard Chris Boniol FG (4:02)	Won	
Sun., Sept. 14, 1997	at Washington Redskins	L, 13-19	40-yard TD pass, Gus Frette to Michael Westbrook (1:36)	Won	
Sun., Sept. 7, 1997*	Dallas Cowboys	W, 25-22	20-yard Kevin Butler FG (8:30)	Lost	
Sun., Nov. 10, 1996	at Washington Redskins	W, 37-34	32-yard Kevin Butler FG (14:27)	Won	
Sun., Sept. 29, 1996	St. Louis Rams	W, 31-28	24-yard Greg Davis FG (1:54)	Won	
Sun., Nov. 26, 1995	Atlanta Falcons	W, 40-37	28-yard Greg Davis FG (1:43)	Lost	
Sun., Nov. 12, 1995	Minnesota Vikings	L, 24-30	50-yard TD pass, Warren Moon to Qadry Ismail (2:16)	Lost	
Sun., Oct. 29, 1995	Seattle Seahawks	W, 20-14	72-yard Lorenzo Lynch INT return (11:16)	Won	
Sun., Oct. 8, 1995	at New York Giants	L, 21-27	58-yard Jessie Armstead INT return (4:05)	Won	
Sun., Nov. 27, 1994	Chicago Bears	L, 16-19	27-yard Kevin Butler FG (8:11)	Won	
Sun., Oct. 30, 1994	Pittsburgh Steelers	W, 20-17	51-yard Greg Davis FG (1:40)	Lost	
Sun., Oct. 16, 1994	at Washington Redskins	W, 19-16	29-yard Todd Peterson FG (10:00)	Lost	
Sun., Dec. 19, 1993	at Seattle Seahawks	W, 30-27	41-yard Greg Davis FG (6:45)	Won	
Sun., Dec. 7, 1986	at Philadelphia Eagles	T, 10-10	None	Won	
Sun., Sept. 8, 1985	at Cleveland Browns	W, 27-24	35-yard Neil O'Donoghue FG (5:27)	Won	
Mon., Oct. 24, 1983	New York Giants	T, 20-20	None	Won	
Sun., Nov. 9, 1980	Atlanta Falcons	L, 27-33	21-yard Ray Strong TD run (4:20)	Lost	
Sun., Sept. 14, 1980	at San Francisco 49ers	L, 21-24	33-yard Ray Wersching FG (4:12)	Won	
Sun., Oct. 15, 1978	Dallas Cowboys	L, 21-24	27-yard Rafael Septien FG (3:28)	Lost	
Sun., Oct. 31, 1976	San Francisco 49ers	W, 23-20	21-yard Jim Bakken FG (6:42)	Won	
Sun., Nov. 16, 1975	Washington Redskins	W, 20-17	37-yard Jim Bakken FG (7:00)	Won	
Sun., Sept. 28, 1975	at Dallas Cowboys	L, 31-37	3-yard TD pass, Roger Staubach, to Billy Jo DuPree (7:53)	Won	

* Sunday Night Football

GETTING HELP AT HOME

Stadium every game has given the Cardinals one of the NFL's most distinct home field advantages.

Dating back to the inaugural year at the stadium in 2006, Arizona's opponents have accumulated 147 accepted false start penalties, the most for any home team in the NFL during that span.



NFL Leaders – Opponent False Start Penalties (2006-Present)

False Starts	Home Team	Home Stadium
147	Arizona Cardinals	University of Phoenix Stadium
133	Minnesota Vikings	U.S. Bank Stadium/TCF Bank Stadium/Metrodome
131	Seattle Seahawks	CenturyLink Field
129	Detroit Lions	Ford Field
126	Houston Texans	NRG Stadium



ALL-NFL/POSTSEASON AWARDS

1960**All-Pro**

Jerry Norton, S (AP, UPI)
Sonny Randle, E (AP, UPI)

1961**All-Pro**

Jimmy Hill, DHB (NEA)
Jerry Norton, S (NEA)

1963**All-Pro**

Bobby Joe Conrad, FL (AP, UPI)
Len Gray, G (UPI)
Larry Wilson, S (UPI)

1964**All-Pro**

Bob DeMarco, C (NEA)
Pat Fischer, DB (AP, NEA, UPI)
Ken Gray, G (AP, UPI)
Dale Meinert, LB (NEA)

1965**All-Pro**

Ken Gray, G (UPI)

1966**All-Pro**

Larry Wilson, S (AP, NEA, UPI)

1967**All-Pro**

Bob DeMarco, C (AP)
Ernie McMillan, T (NEA)
Jackie Smith, TE (UPI)
Larry Wilson, S (AP, NEA)

1968**All-Pro**

Larry Wilson, S (AP, NEA, UPI)

1969**All-Pro**

Larry Wilson, S (AP, NEA, UPI)

1970**All-Pro**

MacArthur Lane, RB (NEA)
Roger Wehrli, CB (NEA)
Larry Wilson, S (PFWA)

All-NFC

MacArthur Lane, RB (UPI)
Ernie McMillan, T (UPI)
Larry Stallings, LB (UPI)
Roger Wehrli, CB (UPI)
Larry Wilson, S (AP, UPI)

1971**All-NFC**

Ernie McMillan, T (UPI)
Roger Wehrli, CB (UPI)

1974**All-Pro**

Mel Gray, WR (NEA)
Roger Wehrli, CB (NEA)

All-NFC

Jim Hart, QB (AP, UPI, *Sporting News*)
Roger Wehrli, CB (AP, UPI, *Sporting News*)
NFC Player-of-the-Year
Jim Hart, QB (UPI)
Terry Metcalf, RB (New York PFWA)

NFL Coach-of-the-Year

Don Coryell (AP, *Sporting News*)

NFC Coach-of-the-Year

Don Coryell (UPI, PFWA)

(Note: Metcalf was runner-up for NFL MVP by AP and NFC player-of-the-year by UPI.)

1975**All-Pro**

Jim Bakken, K (AP, NEA, PFWA, *Pro Football Weekly*, *N.Y. News*)
Dan Dierdorf, T (PFWA, *N.Y. News*)
Mel Gray, WR (AP, PFWA, *N.Y. News*, *Pro Football Weekly*, *Football News*)
Terry Metcalf, KR (*Football News*)
Roger Wehrli, CB (AP, PFWA, *N.Y. News*, *Pro Football Weekly*)

All-NFC

Jim Bakken, K (AP, *Inside Football Report*, *Pro Football Weekly*, *Sporting News*)
Tom Banks, C (Pro Football Weekly)
Dan Dierdorf, T (AP, UPI, *Inside Football Report*, *Pro Football Weekly*, *N.Y. News*)
Mel Gray, WR (AP, UPI, *Inside Football Report*, *Pro Football Weekly*, *N.Y. News*, *Sporting News*)
Terry Metcalf, RB (AP, UPI, *Inside Football Report*, *Pro Football Weekly*, *N.Y. News*, *Sporting News*); (Pro Football Weekly as KR)
Roger Wehrli, CB (AP, UPI, *Inside Football Report*, *Pro Football Weekly*, *N.Y. News*, *Sporting News*)

NFL MVP

Terry Metcalf, RB (*N.Y. News*)

NFC Coach-of-the-Year

Don Coryell (*Inside Football Report*)

1976**All-Pro**

Jim Bakken, K (AP, NEA, PFWA, *Pro Football Weekly*)
Tom Banks, C (AP, *Football Digest*)
Dan Dierdorf, T (AP, NEA, PFWA, *N.Y. News*, *N.Y. Post*)
Conrad Dobler, G (NEA)
Roger Wehrli, CB (AP, PFWA)
All-Pro (Second Team)
Tom Banks, C (NEA, PFWA)
Conrad Dobler, G (AP)

All-NFC

Jim Bakken, K (AP, UPI, *Sporting News*, *N.Y. News*, *Pro Football Weekly*)
Conrad Dobler, G (AP, UPI, *Sporting News*)
Mel Gray, WR (AP, *Sporting News*)
Roger Wehrli, CB (AP, UPI, *Sporting News*, *Pro Football Weekly*, *N.Y. News*)
Bob Young, G (*N.Y. News*)
NFC Offensive Lineman-of-the-Year
Dan Dierdorf, T (NFC players)

1977**All-Pro**

Dan Dierdorf, T (AP, PFWA, NEA)
Roger Wehrli, CB (AP, NEA)

All-Pro (Second Team)

Tom Banks, C (AP)

All-NFC

Tom Banks, C (UPI, *Sporting News*)
Dan Dierdorf, T (UPI, *Sporting News*)
Bob Young, G (*Sporting News*)
NFC Offensive Lineman-of-the-Year
Dan Dierdorf, T (NFC players)

1978**All-Pro**

Dan Dierdorf, T (AP, NEA, PFWA, *Pro Football Weekly*)

All-NFC

Dan Dierdorf, T (*Sporting News*, UPI)
Tom Banks, C (*Sporting News*, UPI, *Pro Football Weekly*)
Bob Young, G (*Sporting News*, *Pro Football Weekly*)

Honorable Mention All-NFC

Ken Stone, S (UPI)
Pat Tilley, WR (UPI)
Roger Wehrli, CB (UPI)

All-Rookie NFC

Ken Greene, S (UPI, *Pro Football Weekly*)

NFC Offensive Lineman-of-the-Year

Dan Dierdorf, T (NFC players)

1979**All-Pro**

Ottis Anderson, RB (AP, PFWA)
Bob Young, G (AP, *Pro Football Weekly*)

All-NFC

Ottis Anderson, RB (UPI, *Sporting News*, *Pro Football Weekly*)
Tom Banks, C (UPI, *Sporting News*)
Roy Green, KR (*Sporting News*, *Pro Football Weekly*)
Roger Wehrli, CB (UPI, *Sporting News*, *Pro Football Weekly*)
Bob Young, G (UPI, *Sporting News*, *Pro Football Weekly*)

NFL All-Rookie

Ottis Anderson, RB (*Pro Football Weekly*, UPI, *Football Digest*)

Joe Bostic, T (*Football Digest*)

NFL Player-of-the-Year

Ottis Anderson, RB (AP, UPI, *Sporting News*, *Pro Football Weekly*, PFWA, *Football Digest*. Offense-N.Y. News)

NFC Rookie-of-the-Year

Ottis Anderson, RB (UPI, *Sporting News*)

1980**All-Pro**

Pat Tilley, WR (*Sports Illustrated*)
Dan Dierdorf, T (NEA)

NFL All-Rookie

Rush Brown, T (UPI, *Pro Football Weekly*, *Football Digest*)

All-NFC (Second Team)

Ottis Anderson, RB (AP, UPI)
Dan Dierdorf, T (AP, UPI)
Pat Tilley, WR (UPI)

1981**All-Pro**

Roy Green, WR/DB (*Sports Illustrated*)

All-NFC

Roy Green, WR/DB (*Pro Football Weekly*)

NFL All-Rookie

Neil Lomax, QB (UPI, PFWA, *Football Digest*, *Pro Football Weekly*)
E.J. Junior, LB (UPI, *Football Digest*, *Pro Football Weekly*)
Carl Birdsong, P (UPI)
Stump Mitchell, RB (*Pro Football Weekly*)
Greg LaFleur, TE (PFWA, *Football Digest*)

1982**NFL All-Rookie**

Luis Sharpe, T (*Pro Football Weekly*, PFWA, *Football Digest*)
Tootie Robbins, T (*Football Digest*, *Pro Football Weekly*, PFWA)
Benny Perrin, S (*Pro Football Weekly*, PFWA)



1983

All-Pro

Roy Green, WR (AP, NEA, PFWA, *Football Digest*, *Pro Football Weekly*, *Sporting News*, *College & Pro Football*, *Newsweek*, *Football Digest*)

All-NFC

Carl Birdsong, P (UPI, *Pro Football Weekly*)
Roy Green, WR (UPI, *Pro Football Weekly*)

1984

All-Pro

Roy Green, WR (AP, NEA, PFWA, *Sporting News*, *College & Pro Football*, *Newsweek*, *Pro Football Weekly*, *Football Digest*, *Seagram Sports* Award)

E.J. Junior, ILB (AP, NEA, PFWA, *Football Digest*)

All-NFC

Roy Green, WR (UPI, *Pro Football Weekly*)
E.J. Junior, ILB (UPI)
Curtis Greer, DE (UPI)
Stump Mitchell, KR (*Pro Football Weekly*)
Randy Clark, C (NEA)
Luis Sharpe, T (UPI)
Neil Lomax, QB (UPI)

1985

All-NFC

E.J. Junior, ILB (UPI)

All-Rookie

Lance Smith, T (UPI)
Freddie Joe Nunn, OLB (UPI, *Football Digest*)
Lonnie Young, S (UPI, *Football Digest*)

1986

All-Pro (Second Team)

Leonard Smith, SS (AP, UPI, NEA)
Vai Sikahema, PR-KR (AP)

All-NFC

Vai Sikahema, PR-KR (*Pro Football Weekly*)
Ron Wolfley, Special Teams (PFWA)

All-Rookie

Gene Chilton, C (*Pro Football Weekly*)
Vai Sikahema, PR-KR (*Pro Football Weekly*)
John Lee, K (PFWA, *Pro Football Weekly*)

1987

All-Pro

J.T. Smith, WR (*Pro Football Weekly*, *Sporting News*)

Ron Wolfley, special teams (*Pro Football Weekly*)

Vai Sikahema, KR (AP)

All-Pro (Second Team)

Robert Awalt, TE (NEA)
Luis Sharpe, T (UPI)
J.T. Smith, WR (AP, *Sporting News*)

NFL All-Rookie

Robert Awalt, TE (UPI, PFWA, *Pro Football Weekly*, *Football Digest*)
Todd Peat, G (UPI, PFWA, *Pro Football Weekly*, *Football Digest*)

All-NFC

Leonard Smith, SS (*Football News*)
J.T. Smith, WR (UPI)

All-NFC (Second Team)

Neil Lomax, QB (UPI)
NFL Rookie-of-the-Year
Robert Awalt, TE (*Sporting News*)
NFC Rookie-of-the-Year
Robert Awalt, TE (UPI)

1988

All-Pro (Second Team)

Luis Sharpe, T (AP)
All-Pro (Honorable Mention)
Derek Kennard, C (AP)
Freddie Joe Nunn, DE (AP)
Lonnie Young, FS (AP)

All-NFC

Luis Sharpe, T (UPI)
All-NFC (Second Team)
Freddie Joe Nunn, DE (UPI)

1989

All-Pro (Second Team)

Rich Camarillo, P (AP)
All-NFC
Tim McDonald, S (UPI, *Pro Football Weekly*)
Ron Wolfley, special teams (*Pro Football Weekly*)

All-NFC Second Team

Rich Camarillo, P (UPI)
All-Rookie
Eric Hill, LB (UPI, *Pro Football Newsweekly*, *Pro Football Weekly*, *Football Digest*)
Joe Wolf, T (UPI, *Pro Football Newsweekly*, *Pro Football Weekly*, *Football Digest*)
Jim Wahler, DT (*Pro Football Newsweekly*, *Pro Football Weekly*)

1990

All-Pro (Second Team)

Luis Sharpe, T (AP)
Rich Camarillo, P (UPI)
NFL Rookie-of-the-Year
Johnny Johnson, RB (*Football Digest*)

NFL Offensive Rookie-of-the-Year

Johnny Johnson, RB (*College & Pro Football Newsweekly*)

NFL All-Rookie

Johnny Johnson, RB (UPI, PFWA, *Pro Football Weekly*, *College & Pro Football Newsweekly*, *Football Digest*, *Football News*)
Ricky Proehl, WR (UPI, PFWA, *Pro Football Weekly*, *College & Pro Football Newsweekly*, *Football Digest*)

1991

All-Pro

Tim McDonald, SS (AP)
All-Pro (Second Team)
Tim McDonald, SS (NEA)

NFL All-Rookie Team

Aeneas Williams, CB (PFWA, *College & Pro Football Newsweekly*, *Pro Football Weekly*, *Football News*, *Football Digest*)

All-NFC

Rich Camarillo, P (UPI, *Pro Football Weekly*)
Tim McDonald, SS (*Pro Football Weekly*, *Football News*)

1992

All-Pro

Rich Camarillo, P (PFWA, *Pro Football Weekly*, AP)
Tim McDonald, SS (NEA)
All-Pro (Second Team)
Rich Camarillo, P (NEA)
Tim McDonald, SS (AP, *College & Pro Football Newsweekly*)

All-NFC

Rich Camarillo, P (UPI)
Johnny Bailey, KR (UPI)
Golden Toe Award
Rich Camarillo, P

1993

All-Pro (Second Team)

Rich Camarillo, P (AP, *College & Pro Football Newsweekly*)

All-NFC

Rich Camarillo, P (UPI, *Football News*)

1994

All-Pro

Aeneas Williams, CB (*Sports Illustrated*, *USA Today*)

Jeff Feagles, P (*USA Today*)

All-Pro (Second Team)

Aeneas Williams, CB (AP, *College & Pro Football Newsweekly*, *Football Digest*)

All-NFC

Aeneas Williams, CB (*Football News*, UPI)

All-NFC (Second Team)

Seth Joyner, LB (UPI)
All-Rookie
Anthony Redmon, G (*Football News*, *Pro Football Weekly*, PFWA)

1995

All-Pro

Larry Centers, RB (*Sports Illustrated*)
Eric Swann, DT (*The Sporting News*)
Aeneas Williams, CB (AP, *College & Pro Football Newsweekly*, *Pro Football Weekly*, PFWA, *The Sporting News*, *USA Today*)

All-Pro (Second Team)

Larry Centers, RB (*College & Pro Football Newsweekly*)
Jeff Feagles, P (*Football Digest*)
Eric Hill, LB (*Football Digest*)
Aeneas Williams, CB (*Football Digest*)

All-NFC

Jeff Feagles, P (*Football News*, UPI)
Aeneas Williams, CB (*Football News*, UPI)
All-NFC (Second Team)
Eric Swann, DT (UPI)

1996

All-Pro

Larry Centers, FB (AP, *Football Digest*, *Sports Illustrated*)
Eric Swann, DT (*College & Pro Football Newsweekly*)
Aeneas Williams, CB (*Pro Football Weekly*/PFWA)

All-Pro (Second Team)

Aeneas Williams, CB (*Football Digest*)
All-NFC
Lomas Brown, T (*Football News*)
Aeneas Williams, CB (*Football News*, UPI)

All-NFC (Second Team)

Seth Joyner, LB (UPI)
Simeon Rice, DE (UPI)
Eric Swann, DT (UPI)

All-Rookie

Simeon Rice, DE (*College & Pro Football Newsweekly*, *Football News*, *Pro Football Weekly*/PFWA)
Aaron Graham, C (*Pro Football Weekly*/PFWA)
Defensive Rookie-of-the-Year
Simeon Rice, DE (AP, *Pro Football Weekly*/PFWA, *College & Pro Football Newsweekly*)
NFC Rookie-of-the-Year
Simeon Rice, DE (UPI)



1997

All-Pro

Aeneas Williams, CB (AP, *Sports Illustrated*, *Pro Football Weekly*, *The Sporting News*, *Football Digest*, *USA Today*)

Rob Moore, WR (AP, *Sports Illustrated*, *Pro Football Weekly*, *College & Pro Football Weekly*, *Football Digest*)

All-Pro (Second Team)

Aeneas Williams, CB (*College & Pro Football Weekly*)

All-NFC

Rob Moore, WR (*Pro Football Weekly*)
Aeneas Williams, CB (*Pro Football Weekly*, *Football News*)

All-Rookie

Jake Plummer, QB (*Pro Football Weekly*, *College & Pro Football Weekly*, *Football News*)

Mark Smith, DT (*College & Pro Football Weekly*)

1998

All-Pro (Second Team)

Kwame Lassiter, FS (*College & Pro Football Weekly*)

All-Rookie

Andre Wadsworth, DE (*College & Pro Football Newsweekly*, *Pro Football Weekly*, *Football Digest*)

Corey Chavous, CB (*College & Pro Football Newsweekly*)

1999

All-Pro (Second Team)

Simeon Rice, DE (AP, *Football Digest*)

2000

All-Pro

Pat Tillman, S (*Sports Illustrated*)

All-Pro (Second Team)

Scott Player, P (*Pro Football Weekly*)
MarTay Jenkins, KR (*Football Digest*)

All-NFL (First Team)

Scott Player, P (*Football News*)

2001

All-Pro

David Boston, WR (*Associated Press*, *Sports Illustrated*, *Pro Football Weekly*, *The Sporting News*)

All-Pro (Second Team)

David Boston, WR (*Football Digest*, *College & Pro Football Newsweekly*)

All-Rookie (First Team)

Leonard Davis, G (*Pro Football Weekly*, *Football News*)

Arnold Jackson, PR (*Football News*)

All-NFC (First Team)

David Boston, WR (*Pro Football Weekly*, *Football News*)

2003

Offensive Rookie-of-the-Year

Anquan Boldin, WR (Associated Press, *Pro Football Weekly*/PFWA, *Football Digest*)

Rookie-of-the-Year

Anquan Boldin, WR (*The Sporting News*, *Sports Illustrated*)

All-Pro

Anquan Boldin, WR (Associated Press, *Sports Illustrated*, *Pro Football Weekly*, *The Sporting News*)

All-Rookie (First Team)

Anquan Boldin, WR (*Pro Football Weekly*)

2004

All-Pro (Second Team)

Bertrand Berry, DE (Associated Press, *College & Pro Football Weekly*)

All-Conference

Bertrand Berry, DE (*Pro Football Weekly*)

All-Rookie

Karlos Dansby (*Pro Football Weekly*)

Darnell Dockett (*Pro Football Weekly*)

Alex Stepanovich (*Pro Football Weekly*)

2005

All-Pro

Neil Rackers, K (Associated Press, *Sports Illustrated*, *Pro Football Weekly*, *Sporting News*)

All-Conference

Neil Rackers, K (*Pro Football Weekly*)

All-NFL

Neil Rackers, K (Associated Press, *Pro Football Weekly*)

2006

All-Pro (Second Team)

Adrian Wilson, SS (AP)

All-NFL

Adrian Wilson, SS (PFW) (*The Sporting News*)

All Conference

Adrian Wilson, SS (PFW)

2007

All-Pro (First Team)

Larry Fitzgerald, (AP) (*The Sporting News*)

All-Pro (Second Team)

Adrian Wilson, (AP)

All-NFL

Larry Fitzgerald, (PFW/PFWA)

All-NFC

Larry Fitzgerald, (PFW/PFWA)

Adrian Wilson, (PFW/PFWA)

Sean Morey, (PFW/PFWA)

All-Rookie

Dominique Rodgers-Cromartie
(*The Sporting News*) (PFW/PFWA)

2008

All-Pro (First Team)

Larry Fitzgerald, WR (AP) (*The Sporting News*)

All-Pro (Second Team)

Adrian Wilson, SS (AP)

All-NFL

Larry Fitzgerald, WR (PFW/PFWA)

All-NFC

Larry Fitzgerald, WR (PFW/PFWA)

Adrian Wilson, SS (PFW/PFWA)

Sean Morey, ST (PFW/PFWA)

All-Rookie

Dominique Rodgers-Cromartie, CB
(*The Sporting News*) (PFW/PFWA)

2009

All-Pro (First Team)

Adrian Wilson, SS (AP)

All-Pro (Second Team)

Larry Fitzgerald, WR (AP)

Darnell Dockett, DT (AP)

All-Pro (Sporting News)

Larry Fitzgerald, WR, Darnell Dockett, DT

All-NFL

Adrian Wilson, SS (PFW/PFWA)

All-Rookie

Beanie Wells, RB (PFWA)

LaRod Stephens-Howling, ST (PFWA)

2011

All-Pro (First Team)

Patrick Peterson, KR (AP)

All-Pro (Second Team)

Larry Fitzgerald, WR (AP)

All-NFL

Patrick Peterson, PR (PFW/PFWA)

All-Rookie

Patrick Peterson, CB/PR (PFW/PFWA)

All-Pro (Sporting News)

Patrick Peterson, PR

2012

All-Pro (Second Team)

Daryl Washington, LB (AP)

2013

All-Pro (First Team)

Patrick Peterson, CB (AP)

All-Pro (Second Team)

Karlos Dansby, LB (AP)

All-NFL

Patrick Peterson, CB (PFWA)

Justin Bethel, ST (PFWA)

All-NFC

Patrick Peterson, CB (PFWA)

Justin Bethel, ST (PFWA)

All-Rookie

Tyrann Mathieu, CB (PFWA)

Daryl Washington, LB (AP)

Executive of the Year

Steve Keim (*Pro Football Talk*)

2014

All-Pro (Second Team)

Calais Campbell, DE (AP)

All-NFC

Justin Bethel, ST (PFWA)

Calais Campbell, DE (PFWA)

All-Rookie

Deonane Bucannon, S (PFWA)

Executive of the Year

Steve Keim (*Sporting News*, *Pro Football Talk*)

Coach of the Year

Bruce Arians (AP, PFWA, *Sporting News*)

2015

All-Pro (First Team)

Tyrann Mathieu, S (AP)

Patrick Peterson, CB (AP)

All-Pro (Second Team)

Mike Iupati, G (AP)

Carson Palmer, QB (AP)

All-NFL

Justin Bethel, ST (PFWA)

Tyrann Mathieu, S (PFWA)

Patrick Peterson, CB (PFWA)

All-NFC

Justin Bethel, ST (PFWA)

Tyrann Mathieu, S (PFWA)

Patrick Peterson, CB (PFWA)

Comeback Player of the Year

Carson Palmer, QB (*Sporting News*)

FedEx Air Player of the Year

Carson Palmer, QB

2016

All-Pro (First Team)

David Johnson, Flex (AP)

All-Pro (Second Team)

Calais Campbell, DT (AP)

All-NFL

David Johnson, RB (PFWA)

All-NFC

David Johnson, RB (PFWA)

Patrick Peterson, CB (PFWA)



DRAFT HISTORY

CARDINALS FIRST-ROUND DRAFT CHOICES

Year	Player (overall pick)	Position	School	Year	Player (overall pick)	Position	School
2017	Haason Reddick (13)	LB	Temple	1976	Mike Dawson (22)	DT	Arizona
2016	Robert Nkemdiche (29)	DT	Mississippi	1975	Tim Gray (21)	CB	Texas A&M
2015	D.J. Humphries (24)	T	Florida	1974	J.V. Cain (7)	TE	Colorado
2014	Deone Bucannon (27)	S	Washington State	1973	Dave Butz (5)	DT	Purdue
2013	Jonathan Cooper (7)	G	North Carolina	1972	Bobby Moore (4)	WR	Oregon
2012	Michael Floyd (13)	WR	Notre Dame	1971	Norm Thompson (17)	DB	Utah
2011	Patrick Peterson (5)	CB	Louisiana State	1970	Larry Stegert (8)	RB	Texas A&M
2010	Dan Williams (26)	DT	Tennessee	1969	Roger Wehrli (19)	DB	Missouri
2009	Beanie Wells (31)	RB	Ohio State	1968	MacArthur Lane (13)	RB	Utah State
2008	Dominique Rodgers-Cromartie (16)	CB	Tennessee State	1967	Dave Williams (16)	WR	Washington
2007	Levi Brown (5)	T	Penn State	1966	Carl McAdams (8)	LB	Oklahoma
2006	Matt Leinart (10)	QB	Southern California	1965	Joe Namath (12)	QB	Alabama
2005	Antrel Rolle (8)	CB	Miami (Fla.)	1964	Ken Kortas (9)	T	Louisville
2004	Larry Fitzgerald (3)	WR	Pittsburgh	1963	Jerry Stovall (2)	HB	Louisiana State
2003	Bryant Johnson (17)	WR	Penn State		Don Brumm (13)	E	Purdue
	Calvin Pace (18)	DE	Wake Forest	1962	Fate Echlos (6)	T	Northwestern
2002	Wendell Bryant (12)	DT	Wisconsin		Irv Goode (12)	C	Kentucky
2001	Leonard Davis (2)	T	Texas	1961	Ken Rice (8)	T	Auburn
2000	Thomas Jones (7)	RB	Virginia	1960	George Izo (2)	QB	Notre Dame
1999	David Boston (8)	WR	Ohio State	1959	Billy Stacy (3)	B	Mississippi State
	L.J. Shelton (21)	T	Eastern Michigan	1958	King Hill (bonus choice)	QB	Rice
1998	Andre Wadsworth (3)	DE	Florida State		John David Crow (1)	B	Texas A&M
1997	Tom Knight (9)	CB	Iowa	1957	Jerry Tubbs (9)	C	Oklahoma
1996	Simeon Rice (3)	DE	Illinois	1956	Joe Childress (6)	B	Auburn
1995	Traded			1955	Max Boydston (1)	E	Oklahoma
1994	Jamir Miller (10)	OLB	UCLA	1954	Lamar McHan (1)	QB	Arkansas
1993	Garrison Hearst (3)	RB	Georgia	1953	Johnny Olszewski	B	California
	Ernest Dye (18)	T	South Carolina	1952	Ollie Matson (2)	B	San Francisco
1992	Traded			1951	Jerry Groom (5)	C	Notre Dame
1991	Eric Swann (6)	DL	None	1950	Choice to L.A. Rams		
1990	None			1949	Bill Fischer	G	Notre Dame
1989	Eric Hill (10)	LB	Louisiana State	1948	Jim Spavital	B	Oklahoma State
	Joe Wolf (17)	OLB	Boston College	1947	DeWitt "Tex" Coulter (6)	T	Army
1988	Ken Harvey (12)	OLB	California	1946	Dub Jones (1)	B	Tulane
1987	Kelly Stouffer (6)	QB	Colorado State	1945	Charley Trippi (1)	B	Georgia
1986	Anthony Bell (5)	LB	Michigan State	1944	Pat Harder (2)	B	Wisconsin
1985	Freddie Joe Nunn (18)	LB	Mississippi	1943	Glenn Dobbs (3)	B	Tulsa
1984	Clyde Duncan (17)	WR	Tennessee	1942	Steve Lach (4)	G	Duke
1983	Leonard Smith (17)	CB	McNeese State		Lloyd Cheatham (14)	B	Auburn
1982	Luis Sharpe (16)	T	UCLA	1941	John Kimbrough (2)	B	Texas A&M
1981	E.J. Junior (5)	LB	Alabama	1940	George Cafego (1)	B	Tennessee
1980	Curtis Greer (6)	DE	Michigan	1939	Ki Aldrich (1)	C	Texas Christian
1979	Ottie Anderson (8)	RB	Miami (Fla.)	1938	Jack Robbins (5)	B	Arkansas
1978	Steve Little (15)	P/K	Arkansas		Milt Popovich (15)	B	Montana
1978	Ken Greene (19)	DB	Washington State	1937	Ray "Buzz" Buivid (3)	B	Marquette
1977	Steve Pisarkiewicz (19)	QB	Missouri	1936	Jim Lawrence (5)	B	Texas Christian

Round – Name, Position, School (Overall)

2017

1. Haason Reddick, LB, Temple (13)
2. Budda Baker, S, Washington (36)
3. Chad Williams, WR, Grambling St. (98)
4. Dorian Johnson, G, Pittsburgh (115)
- 5a. Will Holden, T, Vanderbilt (157)
- 5b. T.J. Logan, RB, North Carolina (179)
6. Rudy Ford, CB, Auburn (208)

2016

1. Robert Nkemdiche, DT, Mississippi (29)
3. Brandon Williams, CB, Texas A&M (92)
4. Evan Boehm, C, Missouri (128)
- 5a. Marqui Christian, S, Midwestern State (167)
- 5b. Cole Toner, G, Harvard (170)
6. Harlan Miller, CB, SE Louisiana (205)

2015

1. D.J. Humphries, T, Florida (24)
2. Markus Golden, OLB, Missouri (58)
3. David Johnson, RB, Northern Iowa (86)
4. Rodney Gunter, DE, Delaware State (116)
- 5a. Shaq Riddick, OLB, West Virginia (158)
- 5b. J.J. Nelson, WR, Alabama-Birmingham (159)
7. Gerald Christian, TE, Louisville (256)

2014

1. Deone Bucannon, S, Washington State (27)
2. Troy Niklas, TE, Notre Dame (52)
- 3a. Kareem Martin, DE, North Carolina (84)
- 3b. John Brown, WR, Pittsburg State (91)
4. Logan Thomas, QB, Virginia Tech (120)
5. Ed Stinson, DE, Alabama (160)
6. Walt Powell, WR, Murray State (196)

2013

1. Jonathan Cooper, G, North Carolina (7)
2. Kevin Minter, LB, Louisiana State (45)
3. Tyrann Mathieu, S, Louisiana State (69)
- 4a. Alex Okafor, LB, Texas (103)
- 4b. Earl Watford, G, James Madison (116)
5. Stepfan Taylor, RB, Stanford (140)
- 6a. Ryan Swope, WR, Texas A&M (174)
- 6b. Andre Ellington, RB, Clemson (187)
7. D.C. Jefferson, TE, Rutgers (219)

2012

1. Michael Floyd, WR, Notre Dame (13)
3. Jamell Fleming, CB, Oklahoma (80)
4. Bobby Massie, T, Mississippi (112)
5. Senio Kelemete, G, Washington (151)
- 6a. Justin Bethel, S, Presbyterian (177)
- 6b. Ryan Lindley, QB, San Diego State (185)
7. Nate Potter, T, Boise State (221)

2011

1. Patrick Peterson, CB, Louisiana State (5)
2. Ryan Williams, RB, Virginia Tech (38)
3. Rob Housler, TE, Florida Atlantic (69)
4. Sam Acho, LB, Texas (103)
5. Anthony Sherman, FB, UConn (136)
- 6a. Quan Sturdivant, LB, North Carolina (171)
- 6b. David Carter, DE, UCLA (184)
7. DeMarco Sampson, WR, San Diego State (249)

2010

1. Dan Williams, DT, Tennessee (26)
2. Daryl Washington, LB, Texas Christian (47)
3. Andre Roberts, WR, The Citadel (88)

4. O'Brien Schofield, OLB, Wisconsin (130)
5. John Skelton, QB, Fordham (155)
6. Jorrick Calvin, CB, Troy (201)
7. Jim Dray, TE, Stanford (233)

2009

1. Beanie Wells, RB, Ohio State (31)
2. Cody Brown, OLB, UConn (63)
3. Rashad Johnson, S, Alabama (95)
4. Greg Toler, CB, Saint Paul's College (131)
5. Herman Johnson, G, Louisiana State (167)
6. Will Davis, OLB, Illinois (204)
- 7a. LaRod Stephens-Howling, RB, Pittsburgh (240)
- 7b. Trevor Canfield, G, Cincinnati (254)

2008

1. Dominique Rodgers-Cromartie, CB, Tennessee State (16)
2. Calais Campbell, DE, Miami (Fla.) (50)
3. Early Doucet, WR, Louisiana State (81)
4. Kenny Iwebema, DE, Iowa (116)
5. Tim Hightower, RB, Richmond (149)
6. Chris Harrington, LB, Texas A&M (185)
7. Brandon Keith, T, Northern Iowa (225)

2007

1. Levi Brown, T, Penn State (5)
2. Alan Branch, DT, Michigan (33)
3. Buster Davis, LB, Florida State (69)
5. Steve Breaston, WR, Michigan (142)
7. Ben Patrick, TE, Delaware (215)

2006

1. Matt Leinart, QB, Southern California (10)
2. Deuce Lutui, G, Southern California (41)



3. Leonard Pope, TE, Georgia (72)
4. Gabe Watson, DT, Michigan (107)
5. Brandon Johnson, OL, Louisville (142)
6. Jonathan Lewis, DT, Virginia Tech (177)
7. Todd Watkins, WR, Brigham Young (218)

2005

1. Antrel Rolle, CB, Miami (Fla.) (8)
2. J.J. Arrington, RB, California (44)
- 3a. Eric Green, CB, Virginia Tech (75)
- 3b. Darryl Blackstock, LB, Virginia (95)
4. Elton Brown, G, Virginia (111)
5. Lance Mitchell, LB, Oklahoma (168)
7. LeRon McCoy, WR, Indiana (Pa.) (226)

2004

1. Larry Fitzgerald, WR, Pittsburgh (3)
2. Karlos Dansby, LB, Auburn (33)
3. Darnell Dockett, DT, Florida State (64)
4. Alex Stepanovich, C, Ohio State (100)
5. Antonio Smith, DE, Oklahoma State (135)
6. Nick Leckey, G, Kansas State (167)
7. John Navarre, QB, Michigan (202)

2003

- 1a. Bryant Johnson, WR, Penn State (17)
- 1b. Calvin Pace, DE, Wake Forest (18)
2. Anquan Boldin, WR, Florida State (54)
3. Gerald Hayes, LB, Pittsburgh (70)
5. Kenny King, DE, Alabama (141)
- 6a. Reggie Wells, T, Clarion (177)
7. Tony Gilbert, LB, Georgia (210)
7. Traded to Detroit for WR Larry Foster

2002

1. Wendell Bryant, DT, Wisconsin (12)
2. Levar Fisher, LB, North Carolina State (49)
3. Josh McCown, QB, Sam Houston State (81)
- 3b. Dennis Johnson, DE, Kentucky (98)
4. Nate Dwyer, DT, Kansas (113)
5. Jason McAddley, WR, Alabama (149)
6. Josh Scobey, RB, Kansas State (185)
7. Mike Banks, TE, Iowa State (223)

2001

1. Leonard Davis, T, Texas (2)
2. Kyle Vanden Bosch, DE, Nebraska (34)
- 2b. Michael Stone, CB, Memphis (54)
- 4a. Brian Wilson, S, North Carolina State (64)
- 4b. Bill Gramatica, K, South Florida (98)
- 4c. Marcus Bell, DT, Memphis (123)
5. Mario Fatafeh, DT, Kansas State (133)
6. Bobby Newcombe, WR, Nebraska (166)
- 7a. Renaldo Hill, CB, Michigan State (202)
- 7b. Tevita Ofahengaua, TE, Brigham Young (246)

2000

1. Thomas Jones, RB, Virginia (7)
2. Ray Thompson, OLB, Tennessee (41)
3. Darwin Walker, DT, Tennessee (71)
4. David Barrett, CB, Arkansas (102)
- 5a. Mao Tosi, DL, Idaho (136)
- 5b. Jay Tant, TE, Northwestern (164)
6. Jabari Issa, DL, Washington (176)
7. Sékou Sanyika, OLB, California (215)

1999

- 1a. David Boston, WR, Ohio State (8)
- 1b. L.J. Shelton, T, Eastern Michigan (21)
2. Johnny Rutledge, LB, Florida (51)
3. Thomas Burke, DE, Wisconsin (83)
4. Joel Makovicka, FB, Nebraska (116)
- 5a. Paris Johnson, S, Miami (Ohio) (155)
- 5b. Yusuf Scott, G, Arizona (168)
- 6a. Coby Rhinehart, CB, S. Methodist (190)
- 6b. Melvin Bradley, LB, Arkansas (202)
- 6c. Dennis McKinley, FB, Mississippi St. (206)
7. Chris Greisen, QB, N.W. Missouri St. (239)

1998

1. Corey Wadsworth, DE, Florida State (3)
2. Corey Chavous, DB, Vanderbilt (33)
3. Anthony Clement, T, S.W. Louisiana (36)

4. Michael Pittman, RB, Fresno State (95)
5. Terry Hardy, TE, Southern Mississippi (125)
6. Zack Walz, LB, Dartmouth (158)
- 7a. Phil Savoy, WR, Colorado (193)
- 7b. Jomo Cousins, DE, Florida A&M (209)
- 7c. Pat Tillman, LB/DB, Arizona State (226)
- 7d. Ron Jones, FB, Missouri (233)

1997

1. Tom Knight, CB, Iowa (9)
2. Jake Plummer, QB, Arizona State (42)
3. Ty Howard, CB, Ohio State (84)
4. Chris Dishman, OL, Nebraska (106)
5. Chad Carpenter, WR, Washington State (139)
- 6a. Rod Brown, FB, North Carolina State (175)
- 6b. Tony McCombs, LB, Eastern Kentucky (188)
7. Mark Smith, DE, Auburn (212)

1996

1. Simeon Rice, DE, Illinois (3)
2. Leeland McElroy, RB, Texas A&M (32)
3. Johnny McWilliams, TE, Southern California (64)
4. Aaron Graham, C, Nebraska (112)
- 5a. James Dexter, T, South Carolina (137)
- 5b. Harry Stamps, T, Oklahoma (161)
- 5c. Dell McGee, CB, Auburn (162)
6. Mike Foley, DT, New Hampshire (169)
7. Jarius Hayes, TE, North Alabama (212)

1995

1. Traded to Jets for Rob Moore, WR
2. Frank Sanders, WR, Auburn (47)
3. Stoney Case, QB, New Mexico (80)
4. Traded to Jets for Rob Moore, WR
- 5a. Cedric Davis, CB, Tennessee State (150)
- 5b. Lance Scott, C, Utah (165)
- 5c. Tito Paul, DB, Ohio State (167)
6. Anthony Bridges, CB, North Texas State (205)
- 7a. Billy Williams, WR, Tennessee (212)
- 7b. Wesley Leasy, LB, Mississippi State (224)
- 7c. Chad Eaton, DT, Washington State (241)

1994

1. Jamir Miller, OLB, UCLA (10)
2. Chuck Levy, RB, Arizona (38)
3. Rich Braham, G, West Virginia (76)
- 3b. Eric England, DE, Texas A&M (89)
- 4a. Perry Carter, CB, Southern Mississippi (107)
- 4b. John Reece, CB, Nebraska (113)
- 4c. Terry Irving, OLB, McNeese State (115)
5. Anthony Redmon, G, Auburn (139)
6. Terry Samuels, TE, Kentucky (172)
7. Frank Harvey, FB, Georgia (204)

1993

- 1a. Garrison Hearst, RB, Georgia (3)
- 1b. Ernest Dye, T, South Carolina (18)
2. Ben Coleman, T, Wake Forest (32)
4. Ronald Moore, RB, Pittsburg State (Kan.) (87)
6. Brett Wallerstedt, LB, Arizona State (143)
7. Will White, S, Florida (172)
- 8a. Chadrick Brown, DE, Mississippi (199)
- 8b. Stevie Anderson, WR, Grambling State (215)

1992

1. Traded to Miami Dolphins Sept. 3, 1991 for Randal Hill, WR.
2. Tony Sacca, QB, Penn State (46)
3. Ed Cunningham, C, Washington (61)
- 4a. Jeff Christy, OL, Pittsburgh (91)
- 4b. Michael Bankston, NG, Sam Houston St. (100)
5. Traded to New Orleans Saints with G. Derek Kennard for Robert Massey, CB.
6. Brian Brauner, T, Oklahoma (146)
7. Derek Ware, TE, Central State (Okla.) (175)
8. Eric Blount, WR, North Carolina (202)
- 9a. David Henson, NG, Arkansas Central (229)
- 9b. Tyrone Williams, WR, Western Ontario (239)
10. Reggie Yarbrough, FB, Calif. St.-Fullerton (259)
11. Rob Baxley, T, Iowa (286)
12. Lance Wilson, NG, Texas (313)

1991

1. Eric Swann, DL, None (6)
2. Mike Jones, DT, North Carolina State (32)
3. Aeneas Williams, CB, Southern (59)
4. Dexter Davis, CB, Clemson (86)
5. Vance Hammond, DT, Clemson (117)
6. Ed Vega, T, Memphis State (144)
7. Ivory Lee Brown, RB, Arkansas-Pine Bluff (171)
- 8a. Greg Amsler, RB, Tennessee (198)
- 8b. Jerry Evans, TE, Toledo (204)
- 8c. Scott Evans, DE, Oklahoma (209)
9. None
10. Herbie Anderson, CB, Texas A&I (255)
11. Nathan LaDuke, S, Arizona State (282)
12. Jeff Bridewell, QB, California-Davis (309)

1990

1. None. (Exercised in July, 1989 supplemental draft for Timm Rosenbach, QB)
2. Anthony Thompson, RB, Indiana (31)
3. Ricky Proehl, WR, Wake Forest (58)
4. Travis Davis, DL, Michigan State (85)
5. Larry Centers, RB, Stephen F. Austin (115)
6. Tyrone Shavers, WR, Lamar (142)
7. Johnny Johnson, RB, San Jose State (169)
8. Mickey Washington, CB, Texas A&M (199)
9. David Bavaro, LB, Syracuse (225)
10. David Elle, TE, South Dakota (252)
11. Dempsey Norman, WR, St. Francis (IL) (282)
- 12a. Donnie Riley, RB, Central Michigan (308)
- 12b. Ken McMichel, LB, Oklahoma (330)

1989

- 1a. Eric Hill, LB, Louisiana State (10)
- 1b. Joe Wolf, OL, Boston College (17)
2. Walter Reeves, TE, Auburn (40)
3. Mike Zandofsky, OL, Washington (67)
4. Jim Wahler, DL, UCLA (94)
- 5a. Richard Tardits, OB, Georgia (123)
- 5b. David Edeen, DE, Wyoming (128)
6. Jay Taylor, CB, San Jose State (150)
7. Rickey Royal, CB, Sam Houston State (177)
8. John Burch, RB, Tennessee-Martin (207)
9. Kendall Trainor, K, Arkansas (234)
10. Chris Becker, P, Texas Christian (261)
11. Jeff Hunter, DE, Albany State (Ga.) (291)
12. Todd Nelson, OL, Wisconsin (318)

1988

1. Ken Harvey, OLB, California (12)
2. Tony Jeffery, RB, Texas Christian (38)
3. Tom Tupa, QB/P, Ohio State (68)
4. Michael Brim, CB, Virginia Union (95)
- 5a. Chris Gaines, ILB, Vanderbilt (120)
- 5b. Tony Jordan, RB, Kansas State (132)
6. Jon Phillips, G, Oklahoma (148)
7. Ernie Jones, WR, Indiana (179)
8. Tim Moore, OLB, Michigan State (206)
9. Scott Dill, G, Memphis State (233)
10. Andy Schilling, WR, Miami (Ohio) (260)
11. Keith McCoy, DB, Fresno State (291)
12. Chris Carrier, S, Louisiana State (318)

1987

1. Kelly Stouffer, QB, Colorado State (6)
2. Tim McDonald, DB, Southern California (34)
- 3a. Robert Awalt, TE, San Diego State (62)
- 3b. Colin Scott, DE, Hawaii (70)
4. Rod Saddler, DT, Texas A&M (90)
- 5a. George Swann, RB, Miami (Ohio) (118)
- 5b. John Bruno, P, Penn State (126)
- 5c. Ilija Jarostchuk, LB, New Hampshire (127)
6. Mark Galarczyk, DT, Western Michigan (146)
- 7a. Tim Peoples, DB, Washington (174)
- 7b. William Harris, TE, Bishop (Texas) (195)
8. Steve Alford, DT, Washington (201)
9. Wayne Davis, LB, Alabama (229)
10. Charles Wright, DB, Tulsa (257)
11. Todd Peat, G, Northern Illinois (285)



1986

1. Anthony Bell, LB, Michigan State (5)
2. John Lee, K, UCLA (32)
3. Gene Chilton, C, Texas (59)
4. Carl Carter, CB, Texas Tech (89)
5. Jeff Tupper, DE, Oklahoma (116)
6. Eric Swanson, WR, Tennessee (170)
7. Ray Brown, OL, Arkansas State (201)
8. Kent Kafentzis, S, Hawaii (227)
- 10a. Vai Sikahema, FB, Brigham Young (254)
- 10b. Wes Smith, WR, East Texas State (255)
11. Wayne Dillard, LB, Alcorn State (281)
12. Kent Austin, QB, Mississippi (312)

1985

1. Freddie Joe Nunn, LB, Mississippi (18)
2. Scott Bergold, T, Wisconsin (51)
3. Lance Smith, G, Louisiana State (72)
4. Ron Wolfley, RB, West Virginia (104)
- 5a. K.D. Dunn, TE, Clemson (116)
- 5b. Louis Wong, T, Brigham Young (131)
6. Jay Novacek, WR, Wyoming (158)
8. Rob Monaco, T, Vanderbilt (212)
9. Scott Williams, TE, Georgia (244)
10. Dennis Williams, RB, Furman (271)
11. Ricky Anderson, K, Vanderbilt (298)
12. Lonnie Young, DB, Michigan State (325)

1984

1. Clyde Duncan, WR, Tennessee (17)
2. Doug Dawson, G, Texas (45)
3. Rick McIvor, DB, Texas (80)
4. Martin Bayless, S, Bowling Green (101)
- 5a. Jeff Leidinger, LB, Texas (129)
- 5b. John Goode, TE, Youngstown State (136)
6. Rod Clark, LB, Southwest Texas State (157)
7. Quentin Walker, RB, Virginia (185)
- 8a. Falaniko Noga, LB, Hawaii (201)
- 8b. Bob Paulling, K, Clemson (213)
9. John Walker, RB, Texas (241)
10. Mark Smythe, DT, Indiana (269)
11. Kyle Mackey, QB, East Texas State (296)
12. Paul Parker G, Oklahoma (325)

1983

1. Leonard Smith, CB, McNeese State (17)
2. Cedric Mack, CB, Baylor (44)
3. Ramsey Dardar, DT, Louisiana State (71)
- 4a. Mark Duda, DT, Maryland (96)
- 4b. Lionel Washington, DB, Tulane (103)
5. Steve Bird, WR, Eastern Kentucky (130)
6. George Schmitt, CB, Delaware (157)
7. Carlos Scott, C, Texas (184)
8. Bob Harris, S, Auburn (211)
9. Otis Brown, RB, Jackson State (242)
10. Tim Lucas, LB, California (269)
11. Aaron Williams, RB, Washington (296)
12. James Lane, LB, Alabama State (323)

1982

1. Luis Sharpe, T, UCLA (16)
2. David Galloway, DE, Florida (38)
- 3a. Benny Perrin, DB, Alabama (65)
- 3b. Rusty Guilbeau, DE, McNeese State (73)
4. Tootie Robbins, T, East Carolina (90)
- 5a. Vance Bedford, DB, Texas (119)
- 5b. Earl Ferrell, RB, E. Tennessee State (125)
6. Craig Shaffer, LB, Indiana State (150)
7. Bob Sebro, T, Colorado (178)
8. Chris Lindstrom, DT, Boston University (205)
9. Darnell Dailey, LB, Maryland (232)
10. Eddie McGill, TE, Western Carolina (259)
11. James Williams, DE, North Carolina A&T (290)
12. Bob Atha, K, Ohio State (317)

1981

1. E.J. Junior, LB, Alabama (5)
2. Neil Lomax, QB, Portland State (33)
3. Jeff Griffin, DB, Utah (61)
4. Steve Rhodes, WR, Oklahoma (88)
5. John Gillen, LB, Illinois (116)
6. Dave Ahrens, LB, Wisconsin (143)

7. Kevin Donnalley, DB, North Dakota State (171)
8. Mike Fisher, WR, Baylor (198)
9. Stump Mitchell, RB, Citadel (226)
- 10a. James Mallard, WR, Alabama (253)
- 10b. Jim Joiner, WR, Miami (263)
11. Mike Sherrod, TE, Illinois (281)
12. Joe Adams, G, Nebraska (309)

1980

1. Curtis Greer, DE, Michigan (6)
2. Doug Marsh, TE, Michigan (33)
- 3a. John Sinnott, RT, Brown (60)
- 3b. Charles Baker, LB, New Mexico (81)
4. Rusty Lisch, QB, Notre Dame (89)
5. (Traded to Kansas City)
6. Bill Acker, DT, Texas (142)
7. Ben Apuna, LB, Arizona State (171)
- 8a. Dupree Branch, DB, Colorado State (198)
- 8b. Grant Hudson, DT, Virginia (211)
9. Stafford Mays, DE, Washington (225)
10. Rush Brown, DT, Ball State (255)
11. Delrick Brown, DB, Houston (282)
12. Tyrone Gray, WR, Washington State (309)

1979

1. Ottis Anderson, RB, Miami (8)
- 2a. Theotis Brown, RB, UCLA (35)
- 2b. Calvin Favron, LB, Southeast Louisiana (46)
3. Joe Bostic, T, Clemson (64)
4. Roy Green, WR, Henderson State (89)
- 5a. Steve Henry, DB, Emporia State (118)
- 5b. Mark Bell, WR, Colorado State (130)
6. Thomas Lott, RB, Oklahoma (144)
7. Kirk Gibson, WR, Michigan State (173)
8. Larry Miller, LB, Brigham Young (199)
9. Bob Rozier, DE, California (228)
10. Jerry Holloway, TE, Western Illinois (255)
11. Nate Henderson, T, Florida State (283)
12. Rick McBride, LB, Georgia (309)

1978

- 1a. Steve Little, P/K, Arkansas (15)
- 1b. Ken Greene, DB, Washington State (19)
2. John Barefield, LB, Texas A&I (42)
3. Doug Greene, DB, Texas A&I (69)
- 4a. George Collins, G, Georgia (96)
- 4b. Jim Childs, WR, Calif. Poly-San Luis Obispo (97)
5. Earl Carr, RB, Florida (124)
6. Jack Williams, DE, Bowling Green (151)
7. Dave Stief, WR, Portland State (181)
9. Joe Mosley, TE, Central State (Ohio) (235)
10. Randy Gill, LB, San Jose State (265)
12. Anthony Clay, LB, South Carolina State (319)

1977

- 1a. Traded to Atlanta
- 1b. Steve Pisarkiewicz, QB, Missouri (19)
2. George Franklin, RB, Texas A&I (47)
- 3a. Kurt Allerman, LB, Penn State (78)
- 3b. Terrell Middleton, RB, Memphis State (80)
4. Traded to Cincinnati
- 5a. Ernest Lee, DT, Texas (131)
- 5b. Andy Spiva, LB, Tennessee (135)
6. Traded to Philadelphia
7. Traded to Cleveland
8. Eric Williams, LB, Southern California (216)
9. Johnny Jackson, DT, Southern (243)
10. Jim LeJay, WR, San Jose State (270)
11. Greg Lee, DB, Western Illinois (301)
12. Rick Fenlaw, LB, Texas (328)

1976

1. Mike Dawson, DT, Arizona (22)
2. Traded To Buffalo
3. Brad Oates, T, Brigham Young (83)
4. Pat Tilley, WR, Louisiana Tech (114)
5. Wayne Morris, RB, Southern Methodist (141)
6. Traded to San Francisco
7. Phil Rogers, RB, Virginia Tech (203)
8. Randall Burks, WR, S.E. Oklahoma State (233)
9. Traded to Denver
10. Randy Walker, RB, Bethune-Cookman (285)

11. Marty Atkins, S, Texas (315)
12. Traded to Miami
13. Greg Brewton, T, Michigan State (369)
14. Raymond Crosier, DE, Abilene Christian (399)
15. Lee Nelson, S, Florida State (420)
16. Cecil Beaird, WR, Fisk (453)
17. Dan Myers, S, Georgia Tech (483)

1975

1. Tim Gray, CB, Texas A&M (21)
2. Jim Germany, RB, New Mexico State (46)
3. Traded to San Francisco
4. Traded to New Orleans
5. Harvey Goodman, T, Colorado (124)
6. Larry Jameson, DT, Indiana (152)
7. Steve Beaird, RB, Baylor (177)
- 8a. John Adams, DT, West Virginia (188)
- 8b. Louis Lauriano, CB, Long Beach State (202)
9. Traded to San Francisco
10. Mike McGraw, LB, Wyoming (255)
11. Jerry Latin, RB, Northern Illinois (280)
12. Ben Jones, WR, Louisiana State (308)
13. Steve Lindgren, DT, Hamline (Minn) (333)
14. Ritch Bahe, WR, Nebraska (358)
15. Ron Franklin, DT, Boise State (386)
16. Mark Miller, WR, Missouri (411)
17. Ken Monroe, RB, Indiana State (436)

1974

1. J.V. Cain, TE, Colorado (7)
2. Greg Kindie, T, Tennessee State (33)
3. Steve George, T, Houston (60)
- 4a. Durwood Keeton, DB, Oklahoma (85)
- 4b. Ike Harris, WR, Iowa State (91)
5. Steve Neils, LB, Minnesota (111)
6. Traded to N.Y. Jets
7. Traded to Cleveland
8. Sergio Albert, K, U.S. International (189)
9. Reggie Harrison, RB, Cincinnati (215)
10. Greg Hartle, LB, Newberry (S.C.) (251)
11. Traded to N.Y. Jets
12. Roger Wallace, WR, Bowling Green (293)
13. Jimmy Poulis, RB, Georgia (319)
14. Charles Smith, RB, Yankton (SD) (345)
15. Vincent Ancell, DB, Arkansas State (371)
16. Alonzo Emery, RB, Arizona State (397)
17. John Moseley, DB, Missouri (423)

1973

1. Dave Butz, DT, Purdue (5)
2. Gary Keithley, QB, Texas-El Paso (45)
- 3a. Fred Sturt, G, Bowling Green (59)
- 3b. Terry Metcalfr, RB, Long Beach State (63)
4. Traded to San Diego
5. Tom Branahney, C, Oklahoma (109)
- 6a. Dwayne Crump, DB, Fresno State (137)
- 6b. Phil Andre, DB, Washington (148)
7. Ken Jones, T, Oklahoma (164)
8. Ken Garrett, RB, Wake Forest (188)
9. Ken King, LB, Kentucky (213)
10. Bonnie Sloan, DT, Austin-Peay (242)
11. Dan Sanspre, DE, Auburn (267)
12. Dean Unruh, T, Oklahoma (292)
13. Ed Robinson, DB, Lamar (317)
14. Dan Peiffer, G, Southeast Missouri State (346)
15. Mel Parker, LB, Duke (371)
16. Jim Hann, LB, Montana (396)
17. Eric Crone, QB, Harvard (421)

1972

1. Bobby Moore, WR, Oregon (4)
2. Mark Arneson, LB, Arizona (32)
3. Tom Beckman, DE, Michigan (57)
- 4a. Jeff Lynam, LB, Brigham Young (82)
- 4b. Martin Imhof, DT, San Diego State (84)
5. Conrad Dobler, G, Wyoming (110)
6. Don Porter, RB, Montana Tech (135)
7. Council Rudolph, DE, Kentucky State (160)
8. Bob Wiks, WR, Utah State (188)
9. Gene Macken, C, South Dakota (213)
- 10a. Eric Washington, DB, Texas-El Paso (238)



- 10b. Mike Franks, QB, E. New Mexico (250)
11. Ron Jones, LB, Arkansas (265)
12. Tommy Gay, DT, Arkansas AM&N (291)
13. Tom Campana, DB, Ohio State (316)
14. Pat McTeer, K, New Mexico State (344)
15. Mark Herman, TE, Yankton (S.D.) (369)
16. Henry Alford, DE, Pittsburgh (394)
17. Kent Carter, LB, Southern California (422)

1971

1. Norm Thompson, DB, Utah (17)
2. Dan Dierdorf, T, Michigan (43)
3. Jim Livesay, WR, Richmond (61)
4. Larry Willingham, DB, Auburn (95)
5. Rocky Wallace, LB, Missouri (121)
6. Mel Gray, WR, Missouri (147)
7. Jim Cooch, QB, Colorado (173)
8. Ron Yankowski, DE, Kansas State (199)
9. Mike Savoy, WR, Black Hills (S.D.) (225)
10. Ron Miller, T, McNeese State (251)
11. Rick Ogle, LB, Colorado (277)
12. Tim Von Dalm, QB, Portland State (303)
13. Jeff Allen, DB, Iowa State (329)
14. Doug Klausen, T, Arizona (355)
15. Ted Heiskell, RB, Houston (381)
16. Lawrence Brame, LB, Western Kentucky (407)
17. Preston Watkins, WR, Bluefield State (W.V.) (433)

1970

1. Larry Stegert, RB, Texas A&M (8)
- 2a. Jim Corrigan, LB, Kent State (33)
- 2b. Chuck Hutchison, G, Ohio State (38)
3. Charlie Pittman, RB, Penn State (58)
- 3b. Eric Harris, DB, Colorado (69)
- 4a. Greg Lens, DT, Trinity (Texas) (86)
- 4b. Don Parish, LB, Stanford (91)
- 5a. Tom Lloyd, T, Bowling Green (111)
- 5b. Barry Pierson, DB, Michigan (127)
6. James Manuel, T, Toledo (136)
7. Jim McFarland, TE, Nebraska (164)
- 8a. Tom Banks, C, Auburn (189)
- 8b. Mike Holmgren, QB, Southern California (201)
9. Paul White, RB, Texas-El Paso (214)
10. Tony Plummer, DB, Pacific (242)
11. Mike Siwek, DT, Western Michigan (267)
12. Charles Collins, WR, Kansas State (292)
13. Jack Thomas, G, Mississippi State (320)
14. Ray Groth, WR, Utah (345)
15. Ron Wilson, WR, Illinois (370)
16. Gary Fowler, RB, California (398)
17. Cliff Powell, LB, Arkansas (423)

1969

1. Roger Wehrli, DB, Missouri (19)
2. Rolf Kruger, DT, Texas A&M (35)
- 3a. Chip Healy, LB, Vanderbilt (71)
- 3b. Terry Brown, DB, Oklahoma State (73)
4. Bill Rhodes, G, Florida State (97)
- 5a. Walter Shockley, RB, San Jose State (108)
- 5b. Gene Huey, FL, Wyoming (123)
6. Amos Van Pelt, RB, Ball State (149)
7. Traded to Pittsburgh
8. Wayne Mulligan, C, Clemson (201)
9. Cal Snowden, DE, Indiana (227)
10. Gerald Warren, K, North Carolina State (252)
11. Gary Kerl, LB, Utah (279)
12. Howard Taylor, RB, New Mexico State (305)
13. Richard Heinz, DT, Santa Barbara (331)
14. Ed Roseborough, QB, Arizona State (357)
15. Fritz Latham, T, Tuskegee (Ala.) (383)
16. Junior Riggins, RB, Kansas (409)
17. George Hummer, C, Arizona State (435)

1968

1. MacArthur Lane, RB, Utah State (13)
- 2a. Fred Hyatt, LB, Auburn (40)
- 2b. Robert Atkins, DB, Grambling (42)
3. Traded to Green Bay
4. Don Fitzgerald, RB, Kent State (87)
- 4b. Joe Schmiesing, LB, New Mexico State (96)
5. Rocky Rosema, LB, Michigan (123)

6. Frank Lane, LB, Stephen F. Austin (151)
7. Frank Henry, FL, Wake Forest (177)
8. Jerry Daanen, FL, Miami (Fla.) (205)
9. Billy Sinkule, DE, Central Michigan (231)
10. Tom Busch, FL/K, Iowa State (259)
11. Larry Slagle, G, UCLA (285)
12. Vern Emerson, T, Minnesota-Duluth (313)
13. Mack Sauts, DB, Southwest Texas (339)
14. Vic Bender, C, N.W. Louisiana State (367)
15. Dave Lovich, DE, Northwest Louisiana (393)
16. Dan Lankas, LB, Kansas State (421)
17. Robert Lee, FL, Minnesota (447)

1967

1. Dave Williams, E, Washington (16)
2. Bob Rowe, DE, Western Michigan (43)
3. Vidal Cartin, QB, North Texas State (69)
4. Mike Barnes, DB, Arlington State (97)
4. Andy Bowling, LB, Virginia Tech (105)
5. Jamie Rivers, TE, Bowling Green (123)
6. Mike Campbell, HB, Lenoir-Rhyne (150)
7. Joe Randall, K, Brown (175)
8. Mike Gold, T, Utah State (193)
9. Ted Wheeler, TE, West Texas State (227)
10. Lavern Barrs, DB, Furman (254)
11. Ed Marcontell, G, Lamar Tech (279)
12. Steve Dundas, FL, Pomona (305)
13. Bob Duncum, T, West Texas State (331)
14. Bo Hickey, FB, Maryland (357)
15. Phil Wosilius, LB, Syracuse (383)
16. Phil Spiller, DB, Los Angeles State (410)
17. Terry Bacigalupo, DE, Oklahoma State (435)

1966

1. Carl McAdams, LB, Oklahoma (8)
2. Harold Lucas, T, Michigan State (23)
3. Dave Long, DE, Iowa (43)
4. Gary Snook, QB, Iowa (58)
- *5. Jack Clancy, FL, Michigan (73)
- *6. Tim Van Galder, QB, Iowa State (88)
- *7. Charles Artwright, T, Georgia (102)
- *8. Dan Goich, E, California (121)
9. Charles Bryant, FL, Allen (S.C.) (135)
10. Mike Ringer, HB, Oklahoma (149)
11. Bobby Williams, HB, Central State (Okla.) (163)
12. Rickey Johnson, T, Clemson (177)
13. James Brown, G, Nebraska (196)
- *14. LaVerle Pratt, LB, Idaho (210)
15. Darryl Alleman, E, Wyoming (224)
16. Dick Kasperer, C, Iowa State (238)
- *17. Benny Russell, QB, Louisville (252)
18. Willie Jones, DE, Kansas State (271)
19. Tony Golmont, HB, North Carolina State (285)
20. Tom Gallagher, DE, Indiana (299)

1965

1. Joe Namath, QB, Alabama (12)
2. Dave Simmons, LB, Georgia Tech (26)
- *3. Ray Ogden, E, Alabama (40)
4. Johnny Roland, RB, Missouri (54)
5. Bob Bonds, HB, San Jose State (68)
- *6. Glenn Hines, T, Arkansas (82)
7. Frank Roy, E, Utah (96)
8. John Meyer, LB, Notre Dame (110)
- *9. Jimmy Heidel, HB, Mississippi (124)
- *10. Chuck Drulis, Jr., E, Duke (138)
11. Bud French, HB, Alabama (152)
12. Glen Sasser, E, North Carolina State (166)
13. Steve Murphy, HB, Northwestern (180)
14. Mike Alford, C, Auburn (194)
15. Harlan Lane, HB, Baylor (208)
16. Carl Silvestri, RB, Wisconsin (222)
17. Mike Melnikovich, T, Grays Harbor J.C. (Wash.) (236)
18. Ed McQuarters, G, Oklahoma (250)
- *19. Roy Shivers, HB, Utah State (264)
- *20. Anthony Giacobazzi, E, Iowa (278)

1964

1. Ken Kortas, T, Louisville (9)
2. Herschel Turner, G, Kentucky (24)
- *3. Remi Prudhomme, T, Louisiana State (37)

4. Traded to N.Y. Giants
- *5. Charles Brooks, E, Michigan State (65)
6. Richard Bowman, E, Syracuse (80)
- *7. Jerry Lamb, E, Arkansas (93)
- 8a. Robert Johnson, E, Wisconsin (104)
- 8b. George Bednar, G, Notre Dame (108)
9. Willie Ross, HB, Nebraska (121)
- *10. Anthony Lawrence, T, Bowling Green (136)
11. Richard Hard, T, Wenatchee Valley J.C. (Wash.) (149)
12. Rick Sortun, G, Washington (164)
13. Jake Adams, E, Virginia Tech (177)
14. Leonard Slaby, C, Syracuse (192)
15. Clifford Stallings, HB, New Mexico (205)
16. Jack Anderson, RB, Ripon (Wisc.) (220)
- *17. John Evans, T, Memphis (233)
18. Dave Hoover, HB, Iowa State (248)
- *19. Bob Young, T, Howard Payne (261)
20. Ralph Kubinski, G, Missouri (276)

1963

- 1a. Jerry Stovall, HB, Louisiana State (2)
- 1b. Don Brumm, E, Purdue (13)
2. Bob Reynolds, T, Bowling Green (17)
3. Dan Brabham, DE, Arkansas (30)
- *3b. Mike Fracchia, HB, Alabama (33)
4. Don Estes, T, Louisiana State (45)
5. Bill Thornton, HB, Nebraska (58)
6. Bob Paremore, HB, Florida A&M (73)
7. Jim Moss, T, South Carolina (86)
8. Jim Cook, G, Oklahoma (101)
9. Willis Crenshaw, HB, Kansas State (114)
10. Jackie Smith, E, Northwest Louisiana (129)
11. Jim Burson, HB, Auburn (142)
- *12. Chuck Walker, G, Duke (157)
13. Alex Zyskowski, HB, Wichita State (170)
14. Paul Lea, HB, Oklahoma (185)
15. Ed Scrutchins, E, Toledo (198)
16. John Slafkosky, T, Notre Dame (213)
17. Dave Meggyesy, LB, Syracuse (226)
18. Larry Stallings, LB, Georgia Tech (241)
19. Darnell Halling, T, Utah State (254)
- *20. Bill Clay, E, Arkansas (269)

1962

1. Fate Echols, T, Northwestern (6)
- 1b. Irv Goode, C, Kentucky (12)
2. Robert Jackson, FB, New Mexico State (19)
3. Charley Bryant, E, Ohio State (34)
- *4. Roger Kochman, HB, Penn State (47)
5. Bill Rice, E, Alabama (69)
6. John Elwell, E, Purdue (75)
7. Bill Kirchiro, G, Maryland (90)
- *8. George Cross, T, Auburn (103)
9. Wilburn Hollis, QB, Iowa (118)
10. George Francovitch, G, Syracuse (131)
11. James Saxton, HB, Texas (146)
12. Bob O'Billovich, HB, Montana State (159)
13. Bill Diamond, G, Miami (Fla.) (174)
14. George Mans, E, Michigan (187)
15. Dick Barlund, E, Maryland (202)
16. Bill Wegener, G, Missouri (215)
17. Don Kasso, HB, Oregon State (230)
18. Don Donatelli, C, Florida State (243)
19. Don Smith, HB, Langston (Okla.) (258)
20. Judge Dickson, HB, Minnesota (271)

1961

1. Ken Rice, T, Auburn (8)
2. Fred Arbanas, E, Michigan State (22)
- *3. Billy Wilson, T, Auburn (31)
4. Ron McDole, T, Nebraska (50)
5. Glenn Bass, WR, East Carolina (64)
- 6a. Dale Evans, HB, Nebraska (78)
- *6b. Dick Thornton, QB, Northwestern (83)
- *7a. George Hultz, T, Southern Mississippi (92)
- 7b. Al Bemiller, C, Syracuse (94)
8. Marshall Starks, HB, Illinois (106)
- *9. Charles Graning, HB, Georgia Tech (120)
- *10. Jim King, T, Clemson (134)
11. Bill Kinnune, G, Washington (148)
12. Mike Stock, HB, Northwestern (162)



13. Ernie McMillan, T, Eastern Illinois (176)
14. Bob Elliot, FB, North Carolina (190)
15. Mel West, HB, Missouri (204)
16. Jake Bradley, T, Florida A&M (218)
17. Pat Fischer, HB, Nebraska (232)
18. Art Browning, G, Duke (246)
19. Dick Schnell, T, Wyoming (260)
20. Leo Reed, E, Colorado State (274)

1960

1. George Izo, QB, Notre Dame (2)
- 2a. Harold Olson, T, Clemson (13)
- 2b. Mike McGee, G, Duke (14)
3. Hugh McInnis, E, Southern Mississippi (26)
- 3b. Charles Ellzey, C, Southern Mississippi (29)
- 4a. Willie West, HB, Oregon (37)
- 4b. Silas Woods, E, Marquette (38)
- 5a. Bill Burrell, LB, Illinois (50)
- 5b. George Phelps, HB, Cornell (54)
- 5c. Ed Mazurek, T, Xavier (Ohio) (60)
6. Jack Lee, QB, Cincinnati (61)
7. Larry Wilson, HB, Utah (74)
8. Wayne Crow, HB, California (85)
9. Dewitt Hoopes, T, Northwestern (98)
- *10a. Charley Johnson, QB, New Mexico State (109)
- 10b. Paul Oglesby, T, UCLA (113)
11. Robert Towns, HB, Georgia (122)
12. Tom Chapman, E, Detroit (133)
13. Vic Jones, HB, Indiana (146)
- *14. Bob DeMarco, T, Dayton (157)
15. Frank Mestnik, HB, Marquette (170)
16. Jim Hunt, T, Prairie View (181)
17. Joe Davis, T, The Citadel (194)
18. Bob Haas, HB, Missouri (205)
19. Herman Alexander, T, Findlay (Ohio) (218)
20. Thomas Day, G, North Carolina A&T (229)

1959

1. Billy Stacy, B, Mississippi State (3)
2. Jerry Wilson, E, Auburn (14)
3. Jimmy Butler, B, Vanderbilt (27)
4. Ken Beck, T, Texas A&M (38)
- 5a. Maury Schleicher, E, Penn State (50)
- 5b. Ted Bates, T, Oregon State (from Wash.) (52)
- 6a. Tom Redmond, T, Vanderbilt (63)
- 6b. Mac Lewis, T, Iowa (from Detroit) (64)
7. Choice to San Francisco
8. Choice to Cleveland
9. Gary Ferguson, T, Southern Methodist (98)
10. Emil DeCantis, B, North Carolina (111)
11. Floyd Faucette, B, Georgia Tech (122)
12. Ted Edmondson, E, Hardin-Simmons (135)
13. Pat Lamberti, E, Richmond (146)
14. Bob Bobo, T, Texas-El Paso (159)
15. John Schroeder, E, North Carolina (170)
16. John Dingens, T, Detroit (183)
17. Pete Hart, B, Hardin-Simmons (194)
18. Darrell DeBecker, T, Illinois (207)
19. Billy Dunn, B, Southern Methodist (218)
20. Jerry Lee Murphy, T, Ohio State (231)
21. Dale Memmlaer, G, Wyoming (242)
22. Glenn Shamblin, B, West Virginia (255)
23. Freddie Glick, B, Colorado State (266)
24. Jim Reed, G, East Texas State (279)
25. Jim Jeffrey, T, Auburn (290)
26. Joe Chuha, C, Southern California (303)
27. Bob Corrigan, G, Indiana (314)
28. Don Fleming, B, Florida (327)
29. Jim O'Connor, C, Marshall (338)
30. Rabe Walton, B, North Carolina (351)

1958

- King Hill, QB, Rice (1) (bonus choice)
1. John David Crow, B, Texas A&M (2)
- 2a. Jim McCusker, T, Pittsburgh (14)
- 2b. Bobby Jack Oliver, T, Baylor (from Detroit) (21)
3. Larry Cowart, C, Baylor (26)
4. Choice to L.A. Rams
5. Choice to Baltimore
6. Bobby Gordon, B, Tennessee (63)
7. Jon Jelacic, E, Minnesota (74)

8. Choice to San Francisco
9. John Keelan, T, Kansas State (98)
10. Gil Robertshaw, T, Brown (111)
11. Dean Philpott, B, Fresno State (122)
12. Bill Hinton, G, Louisiana Tech (135)
13. Charlie Jackson, B, Southern Methodist (146)
14. Bob Schmidt, T, Minnesota (159)
15. Ray Dunlap, B, Marshall (170)
16. Wade Patterson, E, Idaho (183)
17. Mac Starnes, C, Abilene Christian (194)
18. Mario Cheppo, E, Louisville (207)
19. Sonny Randle, B, Virginia (218)
20. Jim Matheny, C, UCLA (231)
21. Ray Toole, B, North Texas State (242)
22. Tony Aloisio, E, Indiana (255)
23. John Harbour, T, S.E. Missouri State (266)
24. Eric Soesbe, T, Vanderbilt (279)
25. J.C. Riekenberg, B, Northwestern St. (La.) (290)
26. Ray Masters, B, Southern Methodist (303)
27. Will Lewis, B, Tennessee-Chattanooga (314)
28. Gale McGinty, B, West Texas State (327)
29. Ken Irby, T, Mississippi State (338)

1957

1. Jerry Tubbs, C, Oklahoma (10)
2. Tom Maentz, E, Michigan (22)
3. Bill Hudson, T, Clemson (34)
4. Choice to San Francisco
5. Wayne Bock, T, Illinois (58)
6. Choice to Green Bay
7. Choice to Cleveland through N.Y. Giants
8. Choice to L.A. Rams
9. Don McCumby, T, Washington (106)
10. Don Carothers, E, Bradley (118)
11. Bob Kraus, G, Kansas (130)
12. Bob Derrick, B, Oklahoma (142)
13. Ed Ritt, T, Montana State (154)
14. Bob Fee, B, Indiana (166)
15. Bill Livingston, C, Southern Methodist (178)
16. Terry Hurley, E, Montana (190)
17. Buddy Terry, T, Houston (202)
18. Hal Smith, B, UCLA (214)
19. Paul Barrington, G, Minnesota (226)
20. Tom Homer, T, Kansas (238)
21. Joe Kopnisky, E, West Virginia (250)
22. Don Sizemore, B, Hardin-Simmons (262)
23. Milt Konicek, T, Duke (274)
24. Ron Klim, C, West Virginia (286)
25. Ray Volz, B, Denison (298)
26. Ted Rohde, B, Kansas (310)
27. Bob Butorovich, T, Montana State (322)
28. Hugh Husser, E, Southwestern Louisiana (334)
29. Lee Corso, B, Florida State (346)
30. Frank Gibson, T, Kansas (357)

1956

1. Joe Childress, B, Auburn (7)
2. Norm Masters, T, Michigan State (18)
3. John Roach, QB, Southern Methodist (31)
4. Sam Salerno, T, Colorado (42)
5. Choice to L.A. Rams
- 6a. Charlie Dupre, B, Baylor (66)
- 6b. John Dittrich, G, Wisconsin (70)
7. Bob Konovsky, T, Wisconsin (77)
8. Dave Lunceford, T, Baylor (90)
9. Bob Lovely, T, Tampa (101)
10. Willis Towne, E, Wichita State (114)
11. Fob James, B, Auburn (125)
12. Jerry Walker, T, Texas Tech (138)
13. Bo Bolinger, G, Oklahoma (149)
14. Carrell Neuman, B, Illinois (162)
- 15a. Charley Anderson, E, Louisiana Tech (173)
- 15b. Tom Spiers, QB, Ark. St. (from Wash.) (179)
16. George Welsh, QB, Navy (186)
17. Ron Beagle, E, Navy (197)
18. Jim Brown, G, UCLA (210)
19. Ray Zagar, B, Marquette (221)
20. Dickie Mattison, B, Georgia Tech (234)
21. Ronnie Herr, B, Texas Tech (245)
22. Jim Murphy, T, Stephen F. Austin (258)

23. Tony Branoff, B, Michigan (269)
24. Orville Trask, T, Rice (282)
25. Bill Wheeler, T, Kentucky (293)
26. Chuck Zickefoose, E, Kansas State (306)
27. Jack Hutchinson, T, Oklahoma State (317)
28. Jim Miller, QB, Wisconsin (330)
29. Jim Troglio, B, Northwestern (341)
30. Bill Kucera, T, Colorado (353)

1955

1. Max Boydston, E, Oklahoma (2)
2. Lindon Crow, B, Southern California (14)
- 3a. Mal Hammack, B, Florida (26)
- 3b. Tony Pasquesi, T, Notre Dame (from N.Y. Giants) (32)
4. Frank Bernardi, B, Colorado (38)
5. Mario DaRe, T, Southern California (50)
6. Jack Bowersox, G, Maryland (62)
7. Dave Leggett, B, Ohio State (74)
8. Sam Irvine, C, Maryland (89)
9. Charlie McGinty, E, North Texas State (98)
10. Frank Scaffidi, T, Marquette (110)
11. Tom Pepsin, C, Miami (Fla.) (121)
12. Dale Sandstrom, B, Concordia (Minn.) (134)
13. Tom McLuckie, G, Maryland (146)
14. Gordy Brown, E, Louisiana Tech (158)
15. Dick Brubaker, E, Ohio State (170)
- 16a. Bob Herndon, B, Oklahoma (182)
- 16b. Al Dennis, E, Middlebury (from Chicago) (191)
17. Larry White, C, New Mexico (194)
18. Fred Campbell, T, Duke (206)
19. Dick Coy, T, St. John's (Minn.) (218)
20. Jim Burst, B, Washington (Mo.) (230)
21. Howie Wright, B, Virginia Tech (242)
22. Vic Berra, E, Montana State (254)
23. Karl Bays, T, Eastern Kentucky (266)
24. Max Pierce, B, Utah (278)
25. Bob Scott, E, Evansville (290)
26. Billy Hooper, B, Baylor (302)
27. Bruce Schwager, T, Merchant Marine (314)
28. Bob Ems, B, Southern Illinois (326)
29. Gene Renzi, T, Northeastern (338)
30. Bob Sweet, B, Trinity (Tex.) (350)

1954

1. Lamar McHan, QB, Arkansas (2)
2. Gary Knaflck, E, Colorado (14)
3. Bobby Cavazos, B, Texas Tech (26)
4. Bill Bredde, B, Oklahoma State (38)
5. Don Dohoney, E, Michigan State (50)
6. Tom McHugh, B, Notre Dame (62)
7. Dave Mann, B, Oregon State (74)
8. Paul Larson, B, California (86)
9. Dean Chambers, T, Washington (98)
10. Tommy Lewis, B, Alabama (110)
11. Homer Smith, B, Princeton (122)
12. Howard Pitt, E, Duke (134)
13. Les Goble, B, Alfred (146)
14. Sammy Dumas, G, Arkansas (158)
15. Cecil Harp, E, Pacific (170)
16. Al Kilgore, T, Kent State (182)
17. Jack Troxell, B, Arkansas (194)
18. Dick Young, B, Tennessee-Chattanooga (206)
19. Jerry Sazio, T, William & Mary (218)
20. Stan Huntsman, B, Wabash (230)
21. Jim Stander, T, Colorado (242)
22. Ledio Fanucchi, T, Fresno State (254)
23. Charley Oakley, B, Louisiana State (266)
24. Lou Sawchik, E, Ohio (278)
25. Jerry Marchand, B, Louisiana State (290)
26. Ralph Carrigan, C, Alabama (302)
27. John Culver, B, Harvard (314)
28. Tom Koller, B, William & Mary (326)
29. Bill Albrecht, B, Washington (338)
30. Alex Burl, B, Colorado State (350)

1953

1. Johnny Olszewski, B, California (4)
2. Jim Psaltis, B, Southern California (15)
3. Dale Samuels, QB, Purdue (28)
4. Buck Martin, E, Georgia Tech (39)
5. Bill Shalosky, G, Cincinnati (52)



6. Tony Curcillo, B, Ohio State (63)
6. Tom Higgins, T, N. Carolina (from Phila.) (70)
7. Choice to Philadelphia
8. Jerry Watford, G, Alabama (87)
- 9a. Ed Humann, G, Nebraska (from Wash.) (99)
- 9b. Avatus Stone, B, Syracuse (100)
10. Charley Berndt, T, Wisconsin (111)
11. Ed Woodsum, E, Yale (124)
12. Chuck Spaulding, B, Wyoming (135)
- 13a. Frank McPhee, E, Princeton (from Wash.) (147)
- 13b. Ronnie Morris, B, Tulsa (148)
14. Dick Sprague, B, Washington (159)
15. Nick Chickillo, G, Miami (172)
16. Jimmy Lear, B, Mississippi (183)
17. Earl Heninger, B, Purdue (196)
18. Joe Yukica, E, Penn State (207)
19. Tom Donahue, C, Wake Forest (220)
20. Len D'Errico, G, Boston (231)
21. Joe Curtis, E, Alabama (244)
22. Hal Lokovsek, T, Washington State (255)
23. Jim Root, B, Miami (Ohio) (268)
24. Brad Glass, G, Princeton (279)
25. Haywood Sullivan, B, Florida (292)
26. Don Ringe, T, Idaho (303)
27. C.O. Brocato, C, Baylor (316)
28. Mike Prokopiak, B, New Mexico (327)
29. Earl Wrightberry, T, Clemson (340)
30. Bill Gaudreau, B, Notre Dame (351)

1952

1. Ollie Matson, B, San Francisco (3)
2. Johnny Karras, B, Illinois (16)
3. Darrell (Pete) Brewster, E, Purdue (from Detroit) (21)
4. Choice to San Francisco
4. Choice to L.A. Rams
5. Dick Fugler, T, Tulane (51)
6. John Hancock, G, Baylor (64)
7. Harry Jabbusch, C, South Carolina (75)
8. Don Coleman, G, Michigan State (88)
9. Malcolm Cook, B, Georgia (99)
10. John Felch, T, Holy Cross (112)
11. Leo Sugar, E, Purdue (123)
12. Joe Masnaghetti, T, Marquette (136)
13. Mel Massucco, B, Holy Cross (147)
14. Tom Tofaute, C, North Carolina State (160)
15. John Davis, B, Indiana (171)
16. Mike Mergen, G, San Francisco (184)
17. Darrell Crawford, B, Georgia Tech (195)
18. Bill Pyron, T, Mississippi State (208)
19. Ed Listopad, T, Wake Forest (219)
20. Frank Fischel, E, Arkansas (232)
21. Wade Musgrove, G, Hardin-Simmons (243)
22. Glenn Lippman, B, Texas A&M (256)
23. Louis (Red) Stephens, G, San Francisco (267)
24. E.J. Moore, G, Abilene Christian (280)
25. Cliff Anderson, E, Indiana (291)
26. Charley Fry, T, Maryland (304)
27. Sam Moses, T, Texas A&M (315)
28. Harold Lutz, E, Alabama (328)
29. Don Kasperan, B, Purdue (339)
30. Will Stolk, B, Miami (352)

1951

1. Jerry Groom, C, Notre Dame (6)
2. Don Joyce, T, Tulane (18)
3. Don Stonesifer, E, Northwestern (30)
4. Dick Doynne, B, Lehigh (42)
5. Lynn Lynch, G, Illinois (from Wash.) (51)
6. Ed Jaseonek, B, Furman (66)
7. Dick Panches, T, Colorado (78)
8. Leo Sanford, C, Louisiana Tech (90)
9. Neil Schmidt, B, Purdue (102)
10. Ken Cooper, G, Vanderbilt (from Balt.) (115)
11. Tom Bienemann, E, Drake (127)
12. Jack Landry, B, Notre Dame (139)
13. Volney Peters, T, Southern California (151)
14. Bill Leskovar, B, Kentucky (163)
15. John Simic, G, Wisconsin (175)
16. Gene Miller, B, Northwestern (187)
17. Henry May, C, Southwest Missouri State (199)

18. Russ Pomeroy, T, Stanford (211)
19. Gene Ackerman, E, Missouri (223)
20. Fred Wallner, G, Notre Dame (235)
21. Dick Bunting, E, Drake (247)
22. S.J. Whitman, B, Tulsa (259)
23. Jim Owens, E, Oklahoma (from Balt.) (271)
24. Billy Cross, B, West Texas State (283)
25. Vernon Quick, G, Wofford (295)
26. Jeff Fleischmann, B, Cornell (307)
27. Ken Huxhold, T, Wisconsin (319)
28. Dick Martin, B, Kentucky (331)
29. Bob Livingston, B, Notre Dame (from Balt.) (343)
30. Leon Root, B, Rutgers (355)

1950

1. Choice to L.A. Rams
2. Jack Jennings, T, Ohio State (21)
3. Bill Svoboda, B, Tulane (from N.Y. Bulldogs) (29)
3. Fran Poltfoot, E, Washington State (35)
4. Don Paul, B, Washington State (47)
5. Carl Kiilgaard, T, Idaho (61)
6. Warren Wood, G, Puget Sound (73)
7. Billy Gay, B, Notre Dame (from N.Y. Giants) (85)
7. Eddie Badgion, G, Michigan State (87)
8. John Hock, T, Santa Clara (99)
9. Vito Ragazzo, E, William & Mary (113)
10. Walt Grothaus, C, Notre Dame (125)
10. Milt Lavigne, B, S.E. La. (from Pitt.) (126)
11. J.D. Ison, E, Baylor (139)
12. Frank Wallheiser, E, Western Kentucky (151)
12. Bob Sharpe, G, Davidson (from Pitt.) (152)
13. Jerry Hennessey, E, Santa Clara (165)
14. Lee Andros, G, Oklahoma (177)
15. Al Langford, B, Howard Payne (191)
16. Harry Bierman, E, Furman (203)
17. Tom Palmer, T, Wake Forest (217)
18. Ray Espanan, E, Notre Dame (229)
19. Loran Day, B, Northwestern (243)
20. Webb Halbert, B, Iowa State (255)
21. Howard Blumhardt, B, South Dakota (269)
22. Jim Lipinski, T, Fairmont State (281)
23. Bill Montgomery, B, Fresno State (295)
24. Bob Gambold, B, Washington State (307)
25. Lee Truman, B, Kentucky (321)
26. Jim Pittman, B, Mississippi State (333)
27. Tom Bienemann, E, Drake (347)
28. Sonny Jones, B, Wyoming (359)
29. Bill Montagne, B, California (373)
30. Vic Banonis, C, Georgetown (Wash., D.C.) (385)

1949

1. Bill Fischer, G, Notre Dame (10)
2. Dick McKissack, B, Southern Methodist (21)
3. Choice to Boston
4. John Goldsberry, T, Indiana (40)
5. Tom Wham, E, Furman (50)
6. Bernie Hanula, T, Wake Forest (60)
7. Myrl Greathouse, B, Oklahoma (from Det.) (62)
8. Jim Cain, E, Alabama (70)
8. Joe E. Brown, B, Georgia Tech (80)
9. Hal Herring, C, Auburn (90)
10. Bob Hecker, B, Baldwin-Wallace (100)
11. Stan Flowers, E, Redlands (110)
12. Billy Stone, B, Bradley (120)
13. Bob Todd, T, Louisville (130)
14. Tony Klimek, E, Illinois (140)
15. Bob McQuade, B, Xavier (150)
16. Tom Murdock, B, Appalachian State (160)
17. Eddie Rupp, B, Denison (170)
18. Webb Halbert, B, Iowa (180)
19. Dean Laun, E, Iowa State (190)
20. Earl Rowan, T, Hardin-Simmons (200)
21. Leon Joslin, B, Texas Christian (210)
22. Bill Sprang, C, Purdue (220)
23. Bob Cox, E, North Carolina (230)
24. Stan Szymkowski, B, Lehigh (240)
25. Choice to N.Y. Giants

1948

1. Jim Spavital, B, Oklahoma State (11)
2. Bill Smith, T, North Carolina (23)

3. Jay Smith, E, Southern Mississippi (35)
4. Choice to Pittsburgh
5. Jim Cason, B, Louisiana State (55)
6. Jim Camp, B, North Carolina (65)
7. Choice to N.Y. Giants
8. Carl Weisner, E, St. Louis (85)
9. Gene Corum, G, West Virginia (95)
10. Clarence Self, B, Wisconsin (105)
11. John Hollar, B, Appalachian State (115)
12. Bob Hanlon, B, Loras (125)
13. George Petrovich, T, Texas (135)
14. Jim Still, B, Georgia Tech (145)
15. Clay Davis, C, Oklahoma State (155)
16. Harry Caughron, T, William & Mary (165)
17. Jerry Davis, B, Southeastern Louisiana (175)
18. Gene Dwyer, E, St. Ambrose (185)
19. Harry Waters, B, Colorado College (195)
20. Dick Monroe, C, Kansas (205)
21. H.M. (Hindu) Reynolds, E, S. Mississippi (215)
22. Dick Wedel, G, Wake Forest (225)
23. Paul Shoults, B, Miami (Ohio) (235)
24. Fred Wendt, B, Texas-El Paso (245)
25. Doug Belden, B, Florida (255)
26. Ray Stackhouse, T, Xavier (265)
27. Bernie Reid, G, Georgia (275)
28. Jim Powell, E, Tennessee (285)
29. Bob Polidor, B, Villanova (293)
30. Bill Fischer, G, Notre Dame (300)

1947

1. DeWitt (Tex) Coulter, T, Army (7)
2. Ermal Allen, B, Kentucky (18)
3. Choice to Chicago Bears
4. Ben Raimondi, B, Indiana (41)
5. Howard Turner, B, North Carolina State (50)
6. George Maddock, T, Northwestern (60)
7. Art Dufelmeier, B, Illinois (70)
8. Ray Ramsey, B, Bradley (82)
9. Dave Wallace, B, Oklahoma (90)
10. Charley Saratt, B, Oklahoma (101)
11. Hardin Cooper, T, Tulsa (112)
12. Carl Russ, B, Rice (120)
13. Buddy Mulligan, B, Duke (131)
14. Charlie Smith, B, Georgia (142)
15. Bob Ravensberg, E, Indiana (150)
16. Barney Barnett, E, N.E. Oklahoma (162)
17. Scotty Deeds, B, Brigham Young (171)
18. Clarence Esser, T, Wisconsin (180)
19. Shellen Ballard, C, Louisiana State (192)
20. Wade Walker, T, Oklahoma (201)
21. Tom Carroll, T, Minnesota (210)
22. Tom Dorsey, B, Brown (222)
23. Otto Schnellbacher, E, Kansas (231)
24. Larry Joe, B, Penn State (240)
25. Dick Abrams, B, Washington State (252)
26. Joe Smith, E, Texas Tech (260)
27. Tony Rotunno, B, St. Ambrose (270)
28. Clyde Lindsey, E, Louisiana State (282)
29. Bob Callahan, C, Michigan (289)
30. Johnny Karamigios, B, Denver (296)

1946

1. Dub Jones, B, Tulane (2)
2. Mac Wenskunas, C, Illinois (11)
3. Elmer Angsman, B, Notre Dame (16)
4. Ham Nichols, G, Rice (26)
5. Joe Golding, B, Oklahoma (31)
6. Len Dickey, T, Texas A&M (41)
7. Pat Lenshan, E, Tennessee (51)
8. Phil Tinsley, E, Alabama (61)
9. J.C. Colhouer, G, Oklahoma State (71)
10. Tom Barber, T, Tennessee-Chattanooga (81)
11. Dick Loepef, T, Wisconsin (91)
12. Venton Yablonski, B, Columbia (101)
13. Lee Lewis, B, Washington (111)
14. Bob Russell, B, Miami (Ohio) (121)
15. Fred Rovi, G, Notre Dame (131)
16. Ray Evans, T, Texas-El Paso (141)
17. Bob Loubie, B, Miami (Ohio) (151)
18. Frank Irwin, T, Duke (161)



19. Pride Ratteer, G, Wake Forest (171)
20. Bill Heywood, B, Notre Dame (181)
21. Al Traugott, B, Miami (Ohio) (191)
22. Clem Andrulewicz, T, Villanova (201)
23. Adam Rakowski, E, Pennsylvania (211)
24. Jack McKenzie, B, Northwestern (221)
25. Tom Worthington, T, Tulsa (231)
26. Jim Vugrin, G, Tennessee (241)
27. Jesse Herschberger, E, S. Methodist (251)
28. Newman Ledbetter, T, Texas Tech (261)
29. Alton Baldwin, E, Arkansas (271)
30. Jim LaRue, B, Duke (281)

1945

1. Charley Trippi, B, Georgia (1)
- Paul Collins, B, Missouri (14)
2. Walt Watt, B, Miami (18)
- Bob Dobelstein, G, Tennessee (28)
3. Zeke Chronister, E, Texas Christian (35)
4. Corwin Clatt, B, Notre Dame (45)
5. Ziggy Czarowski, T, Notre Dame (55)
6. John Harrington, E, Marquette (68)
7. Gene Meeks, B, Kentucky (78)
8. Bill Huber, E, Notre Dame (88)
9. Halley Heard, T, Louisiana State (101)
10. Bob Cowan, B, Indiana (111)
11. Elmore (Buddy) Luper, B, Duke (121)
12. Solon (Bobo) Barnett, G, Baylor (134)
13. Gordon Carver, B, Duke (144)
14. John Cannady, B, Indiana (154)
15. Ben Cittadino, E, Duke (167)
16. Ralph Strayhorn, G, North Carolina (177)
17. John Andretich, B, Purdue (187)
18. John Kramer, T, Marquette (200)
19. J.D. (Red) Cheek, G, Baylor (210)
20. Fred Grant, B, Wake Forest (220)
21. Johnny Cook, B, Georgia (233)
22. Ardie McClure, T, Georgia (243)
23. Hugo Norige, B, Wooster (253)
24. Gene (Red) Knight, B, Louisiana State (266)
25. Don Fambrough, B, Texas (276)
26. Garland (Bulldog) Williams, T, Duke (286)
27. Ed Dusek, B, Texas A&M (299)
28. Otto Payne, B, Texas (309)
29. Did not draft
30. Did not draft

1944

1. Pat Harder, B, Wisconsin (2)
2. Paul Mitchell, T, Minnesota (12)
- Saxon Judd, E, Tulsa (17)
3. Jack Tavener, C, Indiana (28)
- Bill Blackburn, C, Rice (33)
4. Bill Garneas, B, Minnesota (44)
5. Rodger Smith, B, Texas Tech (55)
6. John (Red) Cochran, B, Wake Forest (66)
7. Frank Scanlan, B, Loyola (Calif.) (77)
8. Lou Saban, B, Indiana (88)
9. Fran Griffin, T, Holy Cross (99)
10. Leo Daniels, B, Texas A&M (110)
11. Bobby Dodds, B, Tulsa (121)
12. Van Hall, B, Texas Christian (132)
13. Jack Carpenter, T, Missouri (143)
14. Charley Csuri, T, Ohio State (154)
15. Joe Magliolo, B, Texas (165)
16. Walt Sot, T, Bucknell (176)
17. Jack Adams, E, Presbyterian (187)
18. Ray Kuffel, E, Marquette (198)
19. Jack West, E, Texas (209)
20. Jack Escoria, B, Illinois State (220)
21. Don Buffmire, B, Northwestern (231)
22. Bob Nanni, T, Duke (242)
23. John McGinnis, E, Notre Dame (253)
24. Warren Hodges, T, Kansas (264)
25. Bill Earley, B, Notre Dame (275)
26. Bob Davis, G, Oregon (286)
27. Vince DiFrancesca, T, Northwestern (297)
28. Lloyd Ott, C, North Carolina State (308)
29. Did not draft
30. Did not draft

1943

1. Glenn Dobbs, B, Tulsa (3)
2. Johnny Grigas, B, Holy Cross (14)
- Don Currivan, E, Boston College (18)
3. Al Hust, E, Tennessee (29)
- George Hecht, G, Alabama (33)
4. Al Klug, T, Marquette (44)
5. Stan Mauldin, T, Texas (53)
6. Bill Godwin, C, Georgia (64)
7. Moffatt Storer, B, Duke (73)
8. Fondren Mitchell, B, Florida (84)
9. Emil Lussow, E, Dubuque (93)
10. Paul Hirsbrunner, T, Wisconsin (104)
11. Bill Baumgartner, E, Minnesota (113)
12. Gerard (Buster) Ramsey, G, Wm. & Mary (124)
13. Earl Doloway, B, Indiana (133)
14. Nick Burke, G, Northwestern (144)
15. Bill Campbell, B, Oklahoma (153)
16. Clarence Booth, T, Southern Methodist (164)
17. Elvis (Boots) Simmons, E, Texas A&M (173)
18. Roy Ericson, G, Villanova (184)
19. George (Locomotive) Smith, B, Villanova (193)
20. George Sutcliff, B, Temple (204)
21. Cliff Kinsey, B, Georgia (213)
22. Weldon Humble, G, Rice (224)
23. Cal Purdin, B, Tulsa (233)
24. Eddie McGovern, B, Illinois (244)
25. Al Drulis, G, Temple (253)
26. Ken MacDonald, C, Rutgers (264)
27. Bill Edwards, G, Louisiana State (273)
28. Pete Hecomovich, B, Idaho (284)
29. Did not draft
30. Did not draft

1942

1. Steve Lach, B, Duke (4)
- Lloyd Cheatham, B, Auburn (14)
2. Wilson (Bud) Schwenk, B, Wash. (Mo.) (19)
- Vince Banonis, C, Detroit (29)
- Bob Reinhard, T, California (34)
3. Chal Daniel, G, Texas (44)
4. Rupe Thornton, G, Santa Clara (54)
5. Doug Renzel, B, Marquette (64)
6. Chet Wetterlund, B, Illinois Wesleyan (74)
7. Jud Ringer, E, Minnesota (84)
8. Jim Fitzharris, E, St. Thomas (Minn.) (94)
9. Dick Brye, T, Marquette (104)
11. Charley Givler, G, Wake Forest (114)
12. Hugh Swink, T, Oklahoma State (124)
13. Marv Harshman, B, Pacific Lutheran (134)
14. George Arabian, B, St. Mary's (Calif.) (144)
15. Jackie Crain, B, Texas (154)
16. Carl Suntheimer, C, North Carolina (164)
17. Jimmy Nelson, B, Alabama (174)
18. Norvell Wallach, T, Missouri (184)
19. Did not draft
20. Did not draft

1941

1. John Kimbrough, B, Texas A&M (2)
2. Paul Christman, QB, Missouri (13)
3. Bob Fox, B, Tennessee (17)
4. John Clement, B, Southern Methodist (28)
5. Ray Apolskis, C, Marquette (32)
6. Marshall Robnett, G, Texas A&M (43)
7. John Kuzman, T, Fordham (52)
8. George Kracum, B, Pittsburgh (63)
9. Tom Vargo, E, Penn State (72)
10. Ray Malouf, B, Southern Methodist (83)
11. Jack Sommers, C, UCLA (92)
12. Charley Armstrong, B, Mississippi College (103)
13. Wayne Pitts, B, Arizona State (112)
14. Joe Lokanc, G, Northwestern (123)
15. Claude White, C, Ohio State (132)
16. Gates Kimball, T, North Carolina (143)
17. Ray Schultz, G, Missouri (152)
18. Fred Harris, T, Southern Methodist (163)
19. Mel Aussieker, B, St. Louis (172)
20. Frank Platt, T, Penn State (183)

1940

1. George Cafego, B, Tennessee (1)
2. George (Snuffy) Stirnweis, B, North Carolina (11)
3. Lloyd Madden, B, Colorado Mines (16)
4. Cecil (Jack) Shirk, E, Oklahoma (26)
5. Marty Christiansen, B, Minnesota (31)
6. Vic Reginato, E, Oregon (41)
7. Andy Chisick, C, Villanova (51)
8. Ben Kish, B, Pittsburgh (61)
9. Luke Pappas, T, Utah (71)
10. Jack Roche, B, Santa Clara (81)
11. Bill Davis, T, Texas Tech (91)
12. Stan Anderson, T, Stanford (101)
13. Alton Coppage, E, Oklahoma (111)
14. Judson Hudson, B, Davis & Elkins (122)
15. Joe Ziemba, E, St. Benedict (131)
16. Beryl Clark, B, Oklahoma (141)
17. Ralph Foster, T, Oklahoma A&M (151)
18. Lowell Bryant, B, Clemson (161)
19. Russ Buckley, B, Gustavus-Adolphus (171)
20. Rupert Pate, T, Wake Forest (181)

1939

1. Ki Aldrich, C, Texas Christian (1)
2. Marshall (Biggie) Goldberg, B, Pittsburgh (12)
3. Alvord Wolff, T, Santa Clara (16)
4. Hal (Curly) Stebbins, B, Pittsburgh (27)
5. Bill Daddio, E, Pittsburgh (31)
6. George Faust, B, Minnesota (42)
7. Bill Dwyer, B, New Mexico (51)
8. Sherm Hinklebein, C, Kentucky (62)
9. Earl Brown, E, Notre Dame (71)
10. Earl Crowder, QB, Oklahoma (82)
11. Bowden Wyatt, E, Tennessee (91)
12. Jim Thomas, G, Oklahoma (102)
13. Andy Sabados, G, The Citadel (111)
14. Blase Miatovich, T, San Francisco (122)
15. Russ Clarke, G, Santa Clara (131)
16. Gus Goins, E, Clemson (142)
17. Everett Elkins, B, Marshall (151)
18. Frank Huffman, E, Marshall (162)
19. Mike Kochel, G, Fordham (171)
20. Tom Rice, T, San Francisco (182)

1938

1. Jack Robbins, B, Arkansas (5)
- Milt Popovich, B, Montana (15)
2. Frank Patrick, B, Pittsburgh (20)
- Bob Herwig, C, California (30)
3. Al Barbatsky, T, Fordham (35)
4. Joe Brunansky, T, Duke (45)
5. Ed Cherry, B, Hardin-Simmons (55)
6. Leon Lavington, E, Colorado (65)
7. Phil Dougherty, C, Santa Clara (75)
8. Dwight Sloan, B, Arkansas (85)
9. Bob Kenderdine, E, Indiana (95)
10. Bob Mauther, C, Holy Cross (105)

1937

1. Ray (Buzz) Buivid, B, Marquette (3)
2. Gaynell Tinsley, E, Louisiana State (12)
3. Art Guepe, B, Marquette (23)
4. H.K. (Bucky) Bryan, B, Tulane (32)
5. Harn Harmon, C, Tulsa (43)
6. Phil Dickens, B, Tennessee (52)
7. Herm Dickerson, B, Virginia Tech (63)
8. John Reynolds, C, Baylor (72)
9. Dwight Hafeli, E, Washington (Mo.) (83)
10. Middleton Fitzsimmons, G, Georgia Tech (92)

1936

1. Jim Lawrence, B, Texas Christian (5)
2. Gomer Jones, C, Ohio State (15)
3. Eddie Erdelaz, E, St. Mary's (Calif.) (23)
4. Ed Brett, E, Washington State (33)
5. Stan Riordan, E, Oregon (41)
6. Ettore Antonini, E, Indiana (51)
7. Tack Dennis, B, Tulsa (59)
8. Ross Carter, G, Oregon (69)
9. Niels Larsen, T, Stanford (77)

*Future draft choice



2017 ARIZONA CARDINALS MEDIA GUIDE

MISCELLANEOUS



2017 NFL WEEKLY SCHEDULE

WEEK 1

Thursday, September 7	Local	Arizona
Kansas City at New England	8:30 p.m. (ET)	5:30 p.m. (PT)
Sunday, September 10	Local	Arizona
NY Jets at Buffalo	1:00 p.m. (ET)	10:00 a.m. (PT)
Atlanta at Chicago	12:00 p.m. (CT)	10:00 a.m. (ET)
Baltimore at Cincinnati	1:00 p.m. (ET)	10:00 a.m. (PT)
Pittsburgh at Cleveland	1:00 p.m. (ET)	10:00 a.m. (PT)
Arizona at Detroit	1:00 p.m. (ET)	10:00 a.m. (PT)
Jacksonville at Houston	12:00 p.m. (CT)	10:00 a.m. (ET)
Tampa Bay at Miami	1:00 p.m. (ET)	10:00 a.m. (PT)
Oakland at Tennessee	12:00 p.m. (CT)	10:00 a.m. (ET)
Philadelphia at Washington	1:00 p.m. (ET)	10:00 a.m. (PT)
Indianapolis at LA Rams	1:05 p.m. (PT)	1:05 p.m. (ET)
Seattle at Green Bay	3:25 p.m. (CT)	1:25 p.m. (ET)
Carolina at San Francisco	1:25 p.m. (PT)	1:25 p.m. (ET)
NY Giants at Dallas	7:30 p.m. (ET)	5:30 p.m. (PT)
Monday, September 11	Local	Arizona
New Orleans at Minnesota	6:10 p.m. (CT)	4:10 p.m. (ET)
LA Chargers at Denver	8:20 p.m. (MT)	7:20 p.m. (PT)

WEEK 2

Thursday, September 14	Local	Arizona
Houston at Cincinnati	8:25 p.m. (ET)	5:25 p.m. (PT)
Sunday, September 17	Local	Arizona
Cleveland at Baltimore	1:00 p.m. (ET)	10:00 a.m. (PT)
Buffalo at Carolina	1:00 p.m. (ET)	10:00 a.m. (PT)
Arizona at Indianapolis	1:00 p.m. (ET)	10:00 a.m. (PT)
Tennessee at Jacksonville	1:00 p.m. (ET)	10:00 a.m. (PT)
Philadelphia at Kansas City	12:00 p.m. (CT)	10:00 a.m. (ET)
New England at New Orleans	12:00 p.m. (CT)	10:00 a.m. (ET)
Minnesota at Pittsburgh	1:00 p.m. (ET)	10:00 a.m. (PT)
Chicago at Tampa Bay	1:00 p.m. (ET)	10:00 a.m. (PT)
Miami at LA Chargers	1:05 p.m. (PT)	1:05 p.m. (ET)
NY Jets at Oakland	1:05 p.m. (PT)	1:05 p.m. (ET)
Dallas at Denver	2:25 p.m. (MT)	1:25 p.m. (ET)
Washington at LA Rams	1:25 p.m. (PT)	1:25 p.m. (ET)
San Francisco at Seattle	1:25 p.m. (PT)	1:25 p.m. (ET)
Green Bay at Atlanta	8:30 p.m. (ET)	5:30 p.m. (PT)
Monday, September 18	Local	Arizona
Detroit at NY Giants	8:30 p.m. (ET)	5:30 p.m. (PT)

WEEK 3

Thursday, September 21	Local	Arizona
LA Rams at San Francisco	5:25 p.m. (PT)	5:25 p.m. (ET)
Sunday, September 24	Local	Arizona
Baltimore at Jacksonville (London)	2:30 p.m. (BST)	6:30 a.m. (ET)
Denver at Buffalo	1:00 p.m. (ET)	10:00 a.m. (PT)
New Orleans at Carolina	1:00 p.m. (ET)	10:00 a.m. (PT)
Pittsburgh at Chicago	12:00 p.m. (CT)	10:00 a.m. (ET)
Atlanta at Detroit	1:00 p.m. (ET)	10:00 a.m. (PT)
Cleveland at Indianapolis	1:00 p.m. (ET)	10:00 a.m. (PT)
Tampa Bay at Minnesota	12:00 p.m. (CT)	10:00 a.m. (ET)
Houston at New England	1:00 p.m. (ET)	10:00 a.m. (PT)
Miami at NY Jets	1:00 p.m. (ET)	10:00 a.m. (PT)
NY Giants at Philadelphia	1:00 p.m. (ET)	10:00 a.m. (PT)
Seattle at Tennessee	3:05 p.m. (CT)	1:05 p.m. (ET)
Cincinnati at Green Bay	3:25 p.m. (CT)	1:25 p.m. (ET)
Kansas City at LA Chargers	1:25 p.m. (PT)	1:25 p.m. (ET)
Oakland at Washington	8:30 p.m. (ET)	5:30 p.m. (PT)
Monday, September 25	Local	Arizona
Dallas at Arizona	5:30 p.m. (MST)	5:30 p.m. (PT)

WEEK 4

Thursday, September 28	Local	Arizona
Chicago at Green Bay	7:25 p.m. (CT)	5:25 p.m. (ET)
Sunday, October 1	Local	Arizona
New Orleans at Miami (London)	2:30 p.m. (BST)	6:30 a.m. (ET)
Buffalo at Atlanta	1:00 p.m. (ET)	10:00 a.m. (PT)
Pittsburgh at Baltimore	1:00 p.m. (ET)	10:00 a.m. (PT)
Cincinnati at Cleveland	1:00 p.m. (ET)	10:00 a.m. (PT)
LA Rams at Dallas	12:00 p.m. (CT)	10:00 a.m. (ET)
Tennessee at Houston	12:00 p.m. (CT)	10:00 a.m. (ET)
Detroit at Minnesota	12:00 p.m. (CT)	10:00 a.m. (ET)
Carolina at New England	1:00 p.m. (ET)	10:00 a.m. (PT)
Jacksonville at NY Jets	1:00 p.m. (ET)	10:00 a.m. (PT)
San Francisco at Arizona	1:05 p.m. (MST)	1:05 p.m. (PT)
Philadelphia at LA Chargers	1:05 p.m. (PT)	1:05 p.m. (ET)
NY Giants at Tampa Bay	4:05 p.m. (ET)	1:05 p.m. (ET)
Oakland at Denver	2:25 p.m. (MT)	1:25 p.m. (ET)
Indianapolis at Seattle	5:30 p.m. (PT)	5:30 p.m. (ET)
Monday, October 2	Local	Arizona
Washington at Kansas City	7:30 p.m. (CT)	5:30 p.m. (ET)

WEEK 5

Thursday, October 5	Local	Arizona
New England at Tampa Bay	8:25 p.m. (ET)	5:25 p.m. (PT)
Sunday, October 8	Local	Arizona
Buffalo at Cincinnati	1:00 p.m. (ET)	10:00 a.m. (PT)
NY Jets at Cleveland	1:00 p.m. (ET)	10:00 a.m. (PT)
Carolina at Detroit	1:00 p.m. (ET)	10:00 a.m. (PT)
San Francisco at Indianapolis	1:00 p.m. (ET)	10:00 a.m. (PT)
Tennessee at Miami	1:00 p.m. (ET)	10:00 a.m. (PT)
LA Chargers at NY Giants	1:00 p.m. (ET)	10:00 a.m. (PT)
Arizona at Philadelphia	1:00 p.m. (ET)	10:00 a.m. (PT)
Jacksonville at Pittsburgh	1:00 p.m. (ET)	10:00 a.m. (PT)
Seattle at LA Rams	1:05 p.m. (PT)	1:05 p.m. (ET)
Baltimore at Oakland	1:05 p.m. (PT)	1:05 p.m. (ET)
Green Bay at Dallas	3:25 p.m. (CT)	1:25 p.m. (ET)
Kansas City at Houston *	7:30 p.m. (CT)	5:30 p.m. (ET)
Monday, October 9	Local	Arizona
Minnesota at Chicago	7:30 p.m. (CT)	5:30 p.m. (ET)
<i>Byes: Atlanta, Denver, New Orleans, Washington</i>		

WEEK 6

Thursday, October 12	Local	Arizona
Philadelphia at Carolina	8:25 p.m. (ET)	5:25 p.m. (PT)
Sunday, October 15	Local	Arizona
Miami at Atlanta	1:00 p.m. (ET)	10:00 a.m. (PT)
Chicago at Baltimore	1:00 p.m. (ET)	10:00 a.m. (PT)
Cleveland at Houston	12:00 p.m. (CT)	10:00 a.m. (ET)
Green Bay at Minnesota	12:00 p.m. (CT)	10:00 a.m. (ET)
Detroit at New Orleans	12:00 p.m. (CT)	10:00 a.m. (ET)
New England at NY Jets	1:00 p.m. (ET)	10:00 a.m. (PT)
San Francisco at Washington	1:00 p.m. (ET)	10:00 a.m. (PT)
Tampa Bay at Arizona	1:05 p.m. (MST)	1:05 p.m. (PT)
LA Rams at Jacksonville	4:05 p.m. (ET)	1:05 p.m. (ET)
Pittsburgh at Kansas City	3:25 p.m. (CT)	1:25 p.m. (ET)
LA Chargers at Oakland	1:25 p.m. (PT)	1:25 p.m. (ET)
NY Giants at Denver *	6:30 p.m. (MT)	5:30 p.m. (ET)
Monday, October 16	Local	Arizona
Indianapolis at Tennessee	7:30 p.m. (CT)	5:30 p.m. (ET)
<i>Byes: Buffalo, Cincinnati, Dallas, Seattle</i>		



WEEK 7

Thursday, October 19	Local	Arizona
Kansas City at Oakland	5:25 p.m. (PT)	5:25 p.m.
Sunday, October 22	Local	Arizona
Tampa Bay at Buffalo	1:00 p.m. (ET)	10:00 a.m.
Carolina at Chicago	12:00 p.m. (CT)	10:00 a.m.
Tennessee at Cleveland	1:00 p.m. (ET)	10:00 a.m.
New Orleans at Green Bay	12:00 p.m. (CT)	10:00 a.m.
Jacksonville at Indianapolis	1:00 p.m. (ET)	10:00 a.m.
Arizona at LA Rams (London) 6:00 p.m. (BST) 10:00 a.m.		
NY Jets at Miami	1:00 p.m. (ET)	10:00 a.m.
Baltimore at Minnesota	12:00 p.m. (CT)	10:00 a.m.
Cincinnati at Pittsburgh	1:00 p.m. (ET)	10:00 a.m.
Dallas at San Francisco	1:05 p.m. (PT)	1:05 p.m.
Denver at LA Chargers	1:25 p.m. (PT)	1:25 p.m.
Seattle at NY Giants	4:25 p.m. (ET)	1:25 p.m.
Atlanta at New England*	8:30 p.m. (ET)	5:30 p.m.
Monday, October 23	Local	Arizona
Washington at Philadelphia	8:30 p.m. (ET)	5:30 p.m.

Byes: Detroit, Houston

WEEK 8

Thursday, October 26	Local	Arizona
Miami at Baltimore	8:25 p.m. (ET)	5:25 p.m.
Sunday, October 29	Local	Arizona
Minnesota at Cleveland (London)	1:30 p.m. (GMT)	6:30 a.m.
Oakland at Buffalo	1:00 p.m. (ET)	10:00 a.m.
Indianapolis at Cincinnati	1:00 p.m. (ET)	10:00 a.m.
LA Chargers at New England	1:00 p.m. (ET)	10:00 a.m.
Chicago at New Orleans	12:00 p.m. (CT)	10:00 a.m.
Atlanta at NY Jets	1:00 p.m. (ET)	10:00 a.m.
San Francisco at Philadelphia	1:00 p.m. (ET)	10:00 a.m.
Carolina at Tampa Bay	1:00 p.m. (ET)	10:00 a.m.
Houston at Seattle	1:05 p.m. (PT)	1:05 p.m.
Dallas at Washington	4:25 p.m. (ET)	1:25 p.m.
Pittsburgh at Detroit *	8:30 p.m. (ET)	5:30 p.m.
Monday, October 30	Local	Arizona
Denver at Kansas City	7:30 p.m. (CT)	5:30 p.m.

Byes: **Arizona**, Green Bay, Jacksonville, LA Rams, NY Giants, Tennessee

WEEK 9

Thursday, November 2	Local	Arizona
Buffalo at NY Jets	8:25 p.m. (ET)	5:25 p.m.
Sunday, November 5	Local	Arizona
Atlanta at Carolina	1:00 p.m. (ET)	11:00 a.m.
Indianapolis at Houston	12:00 p.m. (CT)	11:00 a.m.
Cincinnati at Jacksonville	1:00 p.m. (ET)	11:00 a.m.
Tampa Bay at New Orleans	12:00 p.m. (CT)	11:00 a.m.
LA Rams at NY Giants	1:00 p.m. (ET)	11:00 a.m.
Denver at Philadelphia	1:00 p.m. (ET)	11:00 a.m.
Baltimore at Tennessee	12:00 p.m. (CT)	11:00 a.m.
Arizona at San Francisco 1:05 p.m. (PT) 2:05 p.m.		
Washington at Seattle	1:05 p.m. (PT)	2:05 p.m.
Kansas City at Dallas	3:25 p.m. (PT)	2:25 p.m.
Oakland at Miami *	8:30 p.m. (ET)	6:30 p.m.
Monday, November 6	Local	Arizona
Detroit at Green Bay	7:30 p.m. (CT)	6:30 p.m.

Byes: Chicago, Cleveland, LA Chargers, Minnesota, New England, Pittsburgh

WEEK 10

Thursday, November 9	Local	Arizona
Seattle at Arizona 6:25 p.m. (MST) 6:25 p.m.		
Sunday, November 12	Local	Arizona
New Orleans at Buffalo	1:00 p.m. (ET)	11:00 a.m.
Green Bay at Chicago	12:00 p.m. (CT)	11:00 a.m.
Cleveland at Detroit	1:00 p.m. (ET)	11:00 a.m.
Pittsburgh at Indianapolis	1:00 p.m. (ET)	11:00 a.m.
LA Chargers at Jacksonville	1:00 p.m. (ET)	11:00 a.m.
NY Jets at Tampa Bay	1:00 p.m. (ET)	11:00 a.m.
Cincinnati at Tennessee	12:00 p.m. (CT)	11:00 a.m.
Minnesota at Washington	1:00 p.m. (ET)	11:00 a.m.
Houston at LA Rams	1:05 p.m. (PT)	2:05 p.m.
Dallas at Atlanta	4:25 p.m. (PT)	2:25 p.m.
NY Giants at San Francisco	1:25 p.m. (PT)	2:25 p.m.
New England at Denver *	6:30 p.m. (MT)	6:30 p.m.
Monday, November 13	Local	Arizona
Miami at Carolina	8:30 p.m. (ET)	6:30 p.m.

Byes: Baltimore, Kansas City, Oakland, Philadelphia

WEEK 11

Thursday, November 16	Local	Arizona
Tennessee at Pittsburgh	8:25 p.m. (ET)	6:25 p.m.
Sunday, November 19	Local	Arizona
Detroit at Chicago	12:00 p.m. (CT)	11:00 a.m.
Jacksonville at Cleveland	1:00 p.m. (ET)	11:00 a.m.
Baltimore at Green Bay	12:00 p.m. (CT)	11:00 a.m.
Arizona at Houston 12:00 p.m. (CT) 11:00 a.m.		
LA Rams at Minnesota	12:00 p.m. (CT)	11:00 a.m.
Washington at New Orleans	12:00 p.m. (CT)	11:00 a.m.
Kansas City at NY Giants	1:00 p.m. (ET)	11:00 a.m.
Buffalo at LA Chargers	1:05 p.m. (PT)	2:05 p.m.
Cincinnati at Denver	2:25 p.m. (MT)	2:25 p.m.
New England at Oakland (Mexico City)	3:25 p.m. (CT)	2:25 p.m.
Philadelphia at Dallas *	7:30 p.m. (CT)	6:30 p.m.
Monday, November 20	Local	Arizona
Atlanta at Seattle	5:30 p.m. (PT)	6:30 p.m.

Byes: Carolina, Indianapolis, Miami, NY Jets, San Francisco, Tampa Bay

WEEK 12

Thursday, November 23	Local	Arizona
Minnesota at Detroit	12:30 p.m. (ET)	10:30 a.m.
LA Chargers at Dallas	3:30 p.m. (CT)	2:30 p.m.
NY Giants at Washington	8:30 p.m. (ET)	6:30 p.m.
Sunday, November 26	Local	Arizona
Tampa Bay at Atlanta	1:00 p.m. (ET)	11:00 a.m.
Cleveland at Cincinnati	1:00 p.m. (ET)	11:00 a.m.
Tennessee at Indianapolis	1:00 p.m. (ET)	11:00 a.m.
Buffalo at Kansas City	12:00 p.m. (CT)	11:00 a.m.
Miami at New England	1:00 p.m. (ET)	11:00 a.m.
Carolina at NY Jets	1:00 p.m. (ET)	11:00 a.m.
Chicago at Philadelphia	1:00 p.m. (ET)	11:00 a.m.
New Orleans at LA Rams	1:05 p.m. (PT)	2:05 p.m.
Seattle at San Francisco	1:05 p.m. (PT)	2:05 p.m.
Jacksonville at Arizona 2:25 p.m. (MST) 2:25 p.m.		
Denver at Oakland	1:25 p.m. (PT)	2:25 p.m.
Green Bay at Pittsburgh *	8:30 p.m. (ET)	6:30 p.m.
Monday, November 27	Local	Arizona
Houston at Baltimore	8:30 p.m. (ET)	6:30 p.m.



WEEK 13

Thursday, November 30		Local	Arizona
Washington at Dallas	7:25 p.m.	(CT)	6:25 p.m.
Sunday, December 3		Local	Arizona
Minnesota at Atlanta	1:00 p.m.	(ET)	11:00 a.m.
Detroit at Baltimore	1:00 p.m.	(ET)	11:00 a.m.
New England at Buffalo	1:00 p.m.	(ET)	11:00 a.m.
San Francisco at Chicago	12:00 p.m.	(CT)	11:00 a.m.
Tampa Bay at Green Bay	12:00 p.m.	(CT)	11:00 a.m.
Indianapolis at Jacksonville	1:00 p.m.	(ET)	11:00 a.m.
Denver at Miami	1:00 p.m.	(ET)	11:00 a.m.
Carolina at New Orleans	12:00 p.m.	(CT)	11:00 a.m.
Kansas City at NY Jets	1:00 p.m.	(ET)	11:00 a.m.
Houston at Tennessee	12:00 p.m.	(CT)	11:00 a.m.
Cleveland at LA Chargers	1:05 p.m.	(PT)	2:05 p.m.
LA Rams at Arizona	2:25 p.m. (MST)		2:25 p.m.
NY Giants at Oakland	1:25 p.m.	(PT)	2:25 p.m.
Philadelphia at Seattle *	5:30 p.m.	(PT)	6:30 p.m.
Monday, December 4		Local	Arizona
Pittsburgh at Cincinnati	8:30 p.m.	(ET)	6:30 p.m.

WEEK 14

Thursday, December 7		Local	Arizona
New Orleans at Atlanta	8:25 p.m.	(ET)	6:25 p.m.
Sunday, December 10		Local	Arizona
Indianapolis at Buffalo	1:00 p.m.	(ET)	11:00 a.m.
Minnesota at Carolina	1:00 p.m.	(ET)	11:00 a.m.
Chicago at Cincinnati	1:00 p.m.	(ET)	11:00 a.m.
Green Bay at Cleveland	1:00 p.m.	(ET)	11:00 a.m.
San Francisco at Houston	12:00 p.m.	(CT)	11:00 a.m.
Seattle at Jacksonville	1:00 p.m.	(ET)	11:00 a.m.
Oakland at Kansas City	12:00 p.m.	(CT)	11:00 a.m.
Detroit at Tampa Bay	1:00 p.m.	(ET)	11:00 a.m.
Tennessee at Arizona	2:05 p.m. (MST)		2:05 p.m.
NY Jets at Denver	2:05 p.m.	(MT)	2:05 p.m.
Washington at LA Chargers	1:05 p.m.	(PT)	2:05 p.m.
Philadelphia at LA Rams	1:25 p.m.	(PT)	2:25 p.m.
Dallas at NY Giants	4:25 p.m.	(ET)	2:25 p.m.
Baltimore at Pittsburgh *	8:30 p.m.	(ET)	6:30 p.m.
Monday, December 11		Local	Arizona
New England at Miami	8:30 p.m.	(ET)	6:30 p.m.

WEEK 15

Thursday, December 14		Local	Arizona
Denver at Indianapolis	8:25 p.m.	(ET)	6:25 p.m.
Saturday, December 16		Local	Arizona
Chicago at Detroit	4:30 p.m.	(ET)	2:30 p.m.
LA Chargers at Kansas City	7:25 p.m.	(CT)	6:25 p.m.
Sunday, December 17		Local	Arizona
Miami at Buffalo	1:00 p.m.	(ET)	11:00 a.m.
Green Bay at Carolina	1:00 p.m.	(ET)	11:00 a.m.
Baltimore at Cleveland	1:00 p.m.	(ET)	11:00 a.m.
Houston at Jacksonville	1:00 p.m.	(ET)	11:00 a.m.
Cincinnati at Minnesota	12:00 p.m.	(CT)	11:00 a.m.
NY Jets at New Orleans	12:00 p.m.	(CT)	11:00 a.m.
Philadelphia at NY Giants	1:00 p.m.	(ET)	11:00 a.m.
Arizona at Washington	1:00 p.m. (ET)		11:00 a.m.
LA Rams at Seattle	1:05 p.m.	(PT)	2:05 p.m.
New England at Pittsburgh	4:25 p.m.	(ET)	2:25 p.m.
Tennessee at San Francisco	1:25 p.m.	(PT)	2:25 p.m.
Dallas at Oakland *	5:30 p.m.	(PT)	6:30 p.m.
Monday, December 18		Local	Arizona
Atlanta at Tampa Bay	8:30 p.m.	(ET)	6:30 p.m.

WEEK 16

Saturday, December 23		Local	Arizona
Indianapolis at Baltimore	4:30 p.m.	(ET)	2:30 p.m.
Minnesota at Green Bay	7:30 p.m.	(CT)	6:30 p.m.
Sunday, December 24		Local	Arizona
Tampa Bay at Carolina	1:00 p.m.	(ET)	11:00 a.m.
Cleveland at Chicago	12:00 p.m.	(CT)	11:00 a.m.
Detroit at Cincinnati	1:00 p.m.	(ET)	11:00 a.m.
Miami at Kansas City	12:00 p.m.	(CT)	11:00 a.m.
Buffalo at New England	1:00 p.m.	(ET)	11:00 a.m.
Atlanta at New Orleans	12:00 p.m.	(CT)	11:00 a.m.
LA Chargers at NY Jets	1:00 p.m.	(ET)	11:00 a.m.
LA Rams at Tennessee	12:00 p.m.	(CT)	11:00 a.m.
Denver at Washington	1:00 p.m.	(ET)	11:00 a.m.
Jacksonville at San Francisco	1:05 p.m.	(PT)	2:05 p.m.
NY Giants at Arizona	2:25 p.m. (MST)		2:25 p.m.
Seattle at Dallas	3:25 p.m.	(CT)	2:25 p.m.
Monday, December 25		Local	Arizona
Pittsburgh at Houston	3:30 p.m.	(CT)	2:30 p.m.
Oakland at Philadelphia	8:30 p.m.	(ET)	6:30 p.m.

WEEK 17

Sunday, December 31		Local	Arizona
Carolina at Atlanta	1:00 p.m.	(ET)	11:00 a.m.
Cincinnati at Baltimore	1:00 p.m.	(ET)	11:00 a.m.
Green Bay at Detroit	1:00 p.m.	(ET)	11:00 a.m.
Houston at Indianapolis	1:00 p.m.	(ET)	11:00 a.m.
Buffalo at Miami	1:00 p.m.	(ET)	11:00 a.m.
Chicago at Minnesota	12:00 p.m.	(CT)	11:00 a.m.
NY Jets at New England	1:00 p.m.	(ET)	11:00 a.m.
Washington at NY Giants	1:00 p.m.	(ET)	11:00 a.m.
Dallas at Philadelphia	1:00 p.m.	(ET)	11:00 a.m.
Cleveland at Pittsburgh	1:00 p.m.	(ET)	11:00 a.m.
New Orleans at Tampa Bay	1:00 p.m.	(ET)	11:00 a.m.
Jacksonville at Tennessee	12:00 p.m.	(CT)	11:00 a.m.
Kansas City at Denver	2:25 p.m.	(MT)	2:25 p.m.
Oakland at LA Chargers	1:25 p.m.	(PT)	2:25 p.m.
San Francisco at LA Rams	1:25 p.m.	(PT)	2:25 p.m.
Arizona at Seattle	1:25 p.m. (PT)		2:25 p.m.

* - Sunday night games in Weeks 5-15 subject to change;
Week 17 game TBD

POSTSEASON (All games played in 2018)

Saturday-Sunday, January 6-7	AFC and NFC Wild Card Playoffs (ESPN, NBC, CBS and FOX)
Saturday-Sunday, January 13-14	AFC and NFC Divisional Playoffs (CBS, FOX and NBC)
Sunday, January 21	AFC and NFC Championship Games (CBS and FOX)
Sunday, January 28	Pro Bowl (ESPN) Orlando, FL
Sunday, February 4	Super Bowl LII (NBC) Minneapolis, MN



SUNDAY FLEXIBLE SCHEDULING FOR THE 2017 REGULAR SEASON

"Flexible scheduling" will be used in Weeks 10-15 and 17. Additionally, in Weeks 5-9, flexible scheduling may be used in no more than two weeks. In Weeks 5-15, the schedule lists the games tentatively set for Sunday Night Football on NBC. Only Sunday afternoon games are eligible to be moved to Sunday night, in which case the tentatively scheduled Sunday night game would be moved to an afternoon start time. Flexible scheduling will not be applied to games airing on Thursday, Saturday or Monday nights. A flexible scheduling move would be announced at least 12 days before the game. For Week 17, the Sunday night game will be announced no later than six days prior to December 31. The schedule does not

list a Sunday night game in Week 17, but an afternoon game with playoff implications will be moved to that time slot. Flexible scheduling ensures quality matchups in all Sunday time slots in those weeks and gives "surprise" teams a chance to play their way into prime time.

For the Cardinals, this means home games vs. Tampa Bay, Jacksonville, Los Angeles and Tennessee are subject to flexible scheduling.

The Arizona Cardinals will post all information regarding game times at www.azcardinals.com. We also recommend you check the team's official Instagram, Twitter and Facebook accounts, and other media outlets for additional information regarding scheduled game times.

CARDINALS HEAD TO LONDON TO FACE LA RAMS IN 2017

The Cardinals will play the Los Angeles Rams at Twickenham Stadium in London, England in 2017. Arizona will be the visiting team, and the game will be played on Sunday, October 22.

"In 2014, I attended the Raiders-Dolphins game at Wembley Stadium and experienced first-hand the incredible enthusiasm U.K. fans have for the NFL," said Cardinals President **Michael Bidwill**. "I also encountered a huge number of Cardinals fans asking when our team would be playing there. I know this is great news for them as well as the U.S. members of the Red Sea who couldn't have a cooler destination to see a road game."

After playing three games to sellout crowds in London each season since 2014, the NFL is expanding to four games in 2017. As such, the league will have played 21 games in the UK since the first regular-season game in London in 2007.

The Cardinals have a long history with the NFL's international ties. In 1987, they became the first franchise to draft an Australian player when they selected defensive end Colin Scotts in the third round. Punter Ben Graham (2008-11) became the first Australian to play in a Super Bowl when the Cardinals played the Steelers in Super Bowl XLIII.

In addition, when Rolando Cantu played for the Cardinals in the 2005 regular season finale at Indianapolis, he became the first Mexican-born player (non-kicker) to ever take the field in an NFL regular season game. Cantu is now the team's Manager of International Business Affairs and the analyst on the team's Spanish radio broadcasts.

The Cardinals participated in the first NFL regular season game held outside the United States when they defeated the San Francisco 49ers 31-14 at Estadio Azteca in Mexico City on October 2, 2005.

The franchise also played in the first NFL games in both Japan and the United Kingdom:

- August 16, 1976 vs. San Diego Chargers in Tokyo, the first NFL game played outside of North America
- August 6, 1983 vs. Minnesota Vikings at London's Wembley Stadium, the first American football contest on British soil

Several current Cardinals boast international backgrounds:

- G Mike Iupati is a native of American Samoa and did not live in the United States until prior to his freshman year of high school.
- DT Josh Mauro was born St. Albans, England.
- CB Elie Bouka from the University of Calgary is from Laval, Quebec and played for Team Quebec at the 2010 Canada Cup as a wide receiver and punt returner and helped his team earn a silver medal.
- LB Alex Bazzie was born in Liberia and moved to the United States when he was five years old.





CHAMPIONS CROWNED AT UNIVERSITY OF PHOENIX STADIUM

University of Phoenix Stadium has been a prominent host in the national sports scene since opening in 2006. Below is a glance at some of the major moments that have taken place at the Cardinals home stadium.

2007 BCS National Championship Game – Florida 41, Ohio State 14

No. 2 Gators upset previously unbeaten Ohio State in first BCS National Championship Game

Super Bowl XLII – New York Giants 17, New England Patriots 14

Eli Manning leads Giants to TD with under a minute left to end Patriots' hopes of a perfect season

2011 BCS National Championship Game – Auburn 22, Oregon 19

Led by Heisman winner Cam Newton, Auburn completes undefeated season with FG as time expires

Super Bowl XLIX – New England Patriots 28, Seattle Seahawks 24

Malcolm Butler's goal-line INT gives Patriots fourth Super Bowl victory and ends Seahawks bid for repeat

2016 CFP National Championship Game – Alabama 45, Clemson 40

Alabama captures fourth national title in eight years after second-half offensive shootout

2017 NCAA Men's Basketball Final Four

North Carolina won its first national title since 2009 in a showdown between No. 1 seeds

Other major events held at University of Phoenix Stadium include the 2015 Pro Bowl, Wrestlemania XXVI in 2010, three games of the Copa America Centenario in 2016, and the Fiesta Bowl annually since 2007. The Fiesta Bowl hosted a CFP semifinal game for the 2016 season, in which Clemson defeated Ohio State 31-0 and went on to win the national championship. It is slated to host semifinals again for the 2019/20, 2022/23 and 2025/26 college football seasons.



PFWA PHOENIX CHAPTER RECOGNIZES JOHNSON AND MINTER IN 2016

Cardinals running back **David Johnson** was named the team's MVP in 2016 by the Arizona chapter of the Pro Football Writers Association, and linebacker **Kevin Minter** was given the Good Guy Award.

Johnson led the NFL and established new single-season franchise records with 2,118 scrimmage yards (1,239 rushing; 879 receiving) and 20 TDs in 2016. He also became the first player in league history to post 100+ scrimmage yards in each of the first 15 games of a season. Minter started all 16 games for the second consecutive season and finished second on the team with 95 tackles while adding 3.5 sacks and nine tackles for loss.

The MVP award is named after Lloyd Herberg, who covered the Cardinals for The Arizona Republic from 1988 until his death in 1994.

The Good Guy award is named after Steve Schoenfeld, who covered the Cardinals and the NFL for The Arizona Republic from 1988 to 2000. Schoenfeld was killed by a hit-and-run driver in 2000. The award in his name is given to a player who is professional, accessible and insightful in dealing with reporters.

LOYD HERBERG MVP AWARD WINNERS

2001 – Kwamie Lassiter	2007 – Larry Fitzgerald	2013 – Karlos Dansby
2002 – L.J. Shelton	2008 – Kurt Warner	2014 – Jared Veldheer
2003 – Anquan Boldin	2009 – Darnell Dockett	2015 – Carson Palmer
2004 – Bertrand Berry	2010 – Kerry Rhodes	2016 – David Johnson
2005 – Anquan Boldin	2011 – Calais Campbell	
2006 – Adrian Wilson	2012 – Daryl Washington	

STEVE SCHOENFELD GOOD GUY AWARD WINNERS

2001 – Frank Sanders	2007 – Calvin Pace	2013 – Lyle Sendlein
2002 – Pete Kendall	2008 – Rod Hood	2014 – Larry Foote
2003 – Marcus Bell	2009 – Kurt Warner	2015 – Tyrann Mathieu
2004 – James Darling	2010 – Tim Hightower	2016 – Kevin Minter
2005 – Kurt Warner	2011 – Larry Fitzgerald	
2006 – Obafemi Ayanbadejo	2012 – Paris Lenon	



NFL POLICY FOR RETRACTABLE ROOFS

The National Football League's Policy for Retractable Domed Stadiums was developed by the NFL Competition Committee.

Below is the excerpt from the 2017 Policy Manual for Member Clubs, detailing the league's policy for retractable roofs. At present, University of Phoenix Stadium, Reliant Stadium in Houston, Lucas Oil Stadium in Indianapolis, AT&T Stadium in Dallas and Mercedes-Benz Stadium in Atlanta are the only five venues in the NFL with retractable roofs.



GENERAL POLICY

Until 90 minutes prior to kickoff, the home club will have the authority to determine if the retractable roof should be open or closed for each preseason and regular season game. The home club may choose to open the roof for some games and not for others.

In the event a game is started with the roof in the open position and it is closed pursuant to the procedures set forth below, the roof must thereafter remain in the closed position for the duration of the game.

If the roof is in the closed position for the first half of the game, the home club may elect to open the roof for the second half of the game, provided that such election takes place no later than 90 minutes before kickoff, the "NFL Retractable Roof Halftime Election Form" is properly submitted at that 90 minute meeting to the opposing club and the NFL Football Operations department, and the weather parameters set forth in the Election Form are satisfied when five minutes remain in the second quarter.

PRE-GAME PROCEDURES

- 1) In the week prior to a game and on game day, to preserve and protect the field, the League's tarp rule will be in effect, if the roof is open.
- 2) Forty-eight hours prior to kickoff, the home club must submit to the Football Operations department its defined weather parameters for opening the retractable roof at halftime, assuming an election to do so has been made at the 90-minute meeting on game day. For the purposes of this policy, "weather parameters" include maximum and minimum temperatures, maximum and minimum wind speeds, and likelihood of any precipitation or hazardous condition for the remainder of the game.
- 3) No later than one and one-half hours prior to kickoff, the home club is required to notify the Referee or the highest-ranking League official working at the game whether the roof shall be open or closed. The opening or closing of the roof as designated by the home club should be completed no later than 60 minutes prior to kickoff. All overhead lighting must be on prior to team warm-ups and must remain on for the duration of the game.
- 4) If, subsequent to the home club's decision to have the roof in the open position for the game, a hazardous condition (lightning, severe winds, etc.) develops or is anticipated that threatens the welfare of participants and/or spectators, as determined by the Referee after receiving input from the Stadium Manager and the highest-ranking League official working at the game, the roof shall be closed immediately. If it begins to rain at any time after the club's decision to have the roof in the open position for the game, the roof shall be closed immediately, by signal of the Referee to the Stadium Manager.

HALFTIME PROCEDURES

- 1) If at the 90-minute meeting the home club elected to open the roof at halftime, the roof must remain opened if the defined weather parameters are in place when five minutes remain in the second quarter. The weather parameters will be verified by the Football Operations department utilizing its designated weather service provider. Final determination as to whether the weather parameters have been satisfied will be made by the Football Operations department with two minutes remaining in the second quarter.
- 2) The visiting and home Head Coach must be notified by a member of the officiating crew that the roof will be opened for the second half immediately after the conclusion of the first half.
- 3) The opening of the roof at halftime must commence as soon as the first half ends to ensure that the roof is fully opened prior to the start of the second half.
- 4) In the event the home club fails to open the retractable roof after: (a) an election has been made; (b) the defined weather parameters have been satisfied; and (c) receiving approval from the Football Operations department to open the roof, the club will be subject to discipline by the Commissioner for conduct detrimental, absent any exigent circumstances such as mechanical failure of the retractable roof.

IN-GAME PROCEDURES

- 1) If a game starts with the roof open, it shall be closed at any time due to the development or anticipation of a hazardous condition that threatens the welfare of participants and/or spectators. The game Referee, in consultation with the highest-ranking League official working at the game, after receiving input from the Stadium Manager, will decide if the roof should be closed. If the roof is closed pursuant to the above, it must remain closed for the duration of the game. Play may continue while the roof is being closed, subject to the Referee suspending play pursuant to the procedures for emergency situations.
- 2) If a game starts with the roof open, it shall be closed at any time up to the last five minutes of the fourth period if it begins to rain. The decision to close the roof will be made by the Referee, who will signal to the Stadium Manager or otherwise communicate to him or her to begin closing the roof. Play will continue while the roof is closing.
- 3) If the fourth period ends with the roof in the open position, no change will be made prior to or during an overtime period, unless the roof is closed pursuant to the procedures for hazardous conditions as set forth in No. 1 above.



CARDINALS CHARITIES

Founded in 1990, Cardinals Charities mission is to support programs designed to improve the quality of life and enhance opportunities for children, women, and minorities in Arizona.

Cardinals Charities grants are awarded on an annual basis in response to applications from qualified non-profit organizations whose goals and programs meet the mission statement.

Cardinals Charities also continued its involvement with a wide range of organizations focused on women and children's issues in Arizona. Cardinals Charities supported these programs through grants awarded to the Sojourner Center, Helping Hands for Single Moms, the Ronald McDonald House, Communities in Schools, The Wellness Community and UMOM New Day Centers.



CARDINALS CHARITIES

One of the biggest programs that financially support Cardinals Charities is the sale of Cardinals specialty license plates sold through the Arizona Department of Transportation (ADOT). In the 2016 calendar year, over 75,000 license plates were issued in Arizona, helping to raise over \$1.2 million dollars to Cardinals Charities. Drivers who purchase a Cardinals specialty plate pay \$25 per year with \$17 going to Cardinals Charities each year.

Since its inception, Cardinals Charities has distributed more than \$10 million to worthy charitable organizations on behalf of the Arizona Cardinals Football Club and the National Football League.

In 2016, Cardinals Charities distributed grants to worthy charitable organizations including Boys & Girls Clubs across the state, domestic violence shelters, and various educational programs.



GENERAL GUIDELINES FOR BENEFICIARIES

- Organizations must be exempt under 501 (c) (3) of the Internal Revenue Service code.
- At least 75 percent of funding must be spent in Arizona.
- Grant application will be limited to once each year; however, organizations may reapply each year. Proposals for \$5,000 or less are preferred.

APPLICATION PROCESS

Interested organizations must request an application in writing, either by FAX or mail, on their 501 (c) (3) letterhead. Deadline for submission of application is July 1. Grant notification will be made within 180 days following filing deadline.

Address correspondence to:

Cardinals Charities
P.O. Box #888
Phoenix, AZ 85001-0888



Cardinals Charities hosts four signature annual events during the course of each year – the Kickoff Luncheon, Celebrity Golf Classic, Kingpin Challenge and Celebrity Golf Challenge.



KICKOFF LUNCHEON

- Entering its 20th consecutive season.
- The Kickoff Luncheon is a chance for fans and business partners to enjoy lunch and meet the entire Cardinals team and coaching staff prior to the start of each season.
- In 2016, more than 500 attended the luncheon on the field level at University of Phoenix Stadium in a talk-show style event featuring Cardinals players and emceed by team broadcasters Ron Wolfley and Paul Calvisi.



KINGPIN CHALLENGE

- Entering 24th consecutive season as a dinner/auction and ninth as the Kingpin Challenge at Chandler's Kyrene Lanes.
- The ninth annual Kingpin Challenge was held at Chandler's Kyrene Lanes in 2016, featuring the entire Cardinals team and coaching staff.
- In 2016, 160 bowlers were grouped with a current Cardinals player or coach for the bowling tournament.



CARDINALS CELEBRITY GOLF CHALLENGE

- Entering its 13th consecutive season after previously being called the NFL Alumni Celebrity Golf Challenge.
- A celebrity golf tournament during the season partners Cardinals alumni along with local celebrities, fans and business partners.
- In its 12th year in 2016, the Cardinals Charities Celebrity Golf Challenge presented by Albertsons/Safeway had 40 NFL alumni paired up with other Valley sports celebrities and 150 other golfers to raise \$50,000 for the benefit of Voices for CASA Children.

CARDINALS CELEBRITY GOLF CLASSIC

- Entering 29th consecutive season.
- The longest running Cardinals Charities event, the Golf Classic is held each off-season with participants donating money for the opportunity to play with members of the Cardinals organization.
- Each year, participants play a round of golf with various celebrities and have the opportunity to win various luxury items while also bidding on memorabilia and travel packages through an auction.
- In 2017, the 190 golfers included Cardinals players and alumni along with Arizona's coaches at Whirlwind Golf Club at Wild Horse Pass.





CARDINALS COMPLETE ANOTHER SUCCESSFUL YEAR IN THE COMMUNITY

The 2016 season marked another successful year for the Arizona Cardinals Football Club and its various community-based activities.

Cardinals players, coaches, cheerleaders, mascot Big Red, and front office staff continued the organization's ongoing efforts of being a champion in the community. Throughout the 2016 season, 40 different players, alumni players and members of the Cardinals Women's club took part in over 200 different community events and appearances that impacted over 30,000 adults and children. The Cardinals also donated more than 50,000 pieces of merchandise and memorabilia throughout the past year. During the 2017 offseason, the Cardinals stayed busy by hosting 38 community events involving 19 different current and former players that impacted over 8,000 children and adults.

The Cardinals four signature community programs during the season – the SRP and Safeway Milk and Cookies Program, Gatorade Jr. Training Camps, USA Football's "Heads Up Football" and the NFL Flag Football program – continued last year and will all be back in 2017.

SRP/SAFEBAY MILK AND COOKIES PROGRAM

- Entering its 16th consecutive season.
- Each Tuesday during the season, a different Cardinals player along with team mascot Big Red read to students at various Valley elementary schools and distributed bookmarks and milk and cookies provided by Safeway.
- 11 players visited 14 different schools and read to over 700 students in 2016.



GATORADE JR. TRAINING CAMPS

- Entering 20th consecutive season. During the 2016 season, the Cardinals put on clinics using Gatorade Jr. Training stations and interactive zones.
- Current and former Cardinals players and Big Red provided football instruction and guidance for students while hosting kids camps at Valley elementary schools and at University of Phoenix Stadium. The players and Big Red helped promote the NFL's Play 60 message to encourage kids to receive 60 minutes of daily exercise.
- 16 players participated in 23 Kids Camps impacting over 2,000 students during the 2016 season.
- During the 2017 offseason, the Cardinals hosted 16 camps for over 1,500 children.

USA FOOTBALL'S "HEADS UP FOOTBALL"

- The Cardinals are entering their 5th season of involvement with the program.
- "Heads Up Football" is a partnership between NFL teams and USA Football to help promote leagues that stress a smarter and safer way to play and teach youth football, including proper tackling and taking the head out of the game.
- The Cardinals are affiliated with nine leagues and 211 teams across the state with over 2,300 coaches and over 21,000 participants all currently certified or becoming certified in the program.

NFL FLAG FOOTBALL PROGRAM

- Entering its 15th consecutive season and presented by University of Phoenix and the Mayo Clinic.
- 5-on-5 non-contact flag football league for boys and girls to provide basic fundamentals of football throughout the southwest with teams in Arizona, Nevada, New Mexico, Utah and the Imperial Valley of California.
- The program grew from 8,000 participants in 2004 to 12,400 in 2005 to now having over 25,000 players in 2017, one of the NFL's largest.
- For the 12th consecutive season, the Cardinals hosted a NFL Flag regional tournament at University of Phoenix Stadium. In 2016 the tournament hosted over 700 athletes from California, Arizona, New Mexico, Texas, Colorado, Utah and Nevada participating throughout the weekend. Since its inception, 17 teams from the Cardinals NFL Flag program have been crowned as national champions, including the Tucson Turf in 2014.



The Cardinals also continued their involvement with Arizona high school football with the weekly Wells Fargo "High School Coach-of-the-Week" award and Wells Fargo "High School Player-of-the-Week" award during the 2016 season. Both programs are back for the 2017 season.

"HIGH SCHOOL COACH-OF-THE-WEEK"

- Starting its 23rd consecutive season and second presented by Wells Fargo.
- Every week during the high school football season, a local panel selects a High School Coach of the Week and awards him a certificate signed by team President Michael Bidwill and Head Coach Bruce Arians in addition to a \$2,000 check to the coach's school on behalf of Cardinals Charities.
- In 2016, 10 coaches were selected and a total of \$20,000 was awarded to Arizona high school football programs.
- A "Coach-of-the-Year" was selected following the 2016 high school season and Preston Jones from Perry H.S. was awarded an additional \$4,000 for his school.



"HIGH SCHOOL PLAYER-OF-THE-WEEK"

- Starting its 15th consecutive season and 12th presented by Wells Fargo.
- Every week during the high school football season, a local panel selects a High School Player of the Week who receives a football trophy acknowledging the award at the players' school during an awards ceremony.
- In 2016, 10 players were selected and each was awarded at their school in front of their peers with team mascot Big Red and an alumni player.
- A "Player-of-the-Year" was selected following the high school season and cornerback T.J. Green from Chandler H.S. was given a customized Cardinals jersey and a football trophy engraved with his season stats.

The Cardinals also remained busy during the holidays giving back to those less fortunate. Along with hosting a game day toy drive presented by American Furniture Warehouse to benefit Arizona's Children Association and a game day canned food drive presented by Hyundai that benefitted St. Mary's Food Bank, two of the marquee programs that the Cardinals participate in each season during that time of year are "Help Feed the Hungry" and "Teddy Bear Express."

HELP FEED THE HUNGRY

- Last year, Cardinals players and their families along with team President Michael Bidwill, front office personnel, cheerleaders and Big Red helped serve Thanksgiving dinner at the Phoenix Rescue Mission for more than 500 people.
- The 2016 season marked the 15th consecutive year of working with the Phoenix Rescue Mission during Thanksgiving.



TEDDY BEAR EXPRESS

- Each year, a Cardinals caravan with players, wives, front office personnel, Big Red and cheerleaders visits Phoenix Children's Hospital to deliver uniformed personalized teddy bears to children spending the holidays away from home.
- Last year, 15 players visited over 300 children at PCH, passing out teddy bears while signing autographs, taking pictures and spreading holiday joy.
- The 2016 season was the 17th consecutive year of program.



The 2017 offseason once again allowed the Cardinals to focus on hosting bigger and more in-depth kids camps. In May, the Cardinals hosted the annual "Football Skills and Education Camp" presented by Dignity Health and SRP and fueled by Gatorade as well as the "Cardinals Kicking, Punting and Long Snapping Camp" presented by Dignity Health and SRP and fueled by Gatorade.

"FOOTBALL SKILLS AND EDUCATION CAMP" FEATURING A "MOM'S FOOTBALL SAFETY CLINIC"

- 16th consecutive summertime camp.
- Presented by Dignity Health and SRP and fueled by Gatorade.
- 900 high school football players and 100 moms from Arizona had the opportunity to receive a full day of classroom and on-field instruction from professionals at University of Phoenix Stadium.
- Cardinals players and alumni helped coach and instruct each individual position.
- A special "Mom's Football Safety Clinic" was held which was geared to mothers of the high school football players participating at the camp.

ARIZONA CARDINALS KICKING, PUNTING AND LONG SNAPPING CAMP

- 13th consecutive summertime camp.
- Presented by Dignity Health and SRP and fueled by Gatorade.
- 150 kickers, punters, and long-snappers from Arizona, Nevada, Idaho, Utah, Colorado and Mexico had the opportunity to gain instruction from Senior Director of Community Relations Luis Zendejas and a group of current and former Cardinals specialists. The main camp which took place in May was one of four Kicking, Punting and Snapping camps the Cardinals hosted in 2017.

In addition to being active throughout the community with various player appearances and events, the Cardinals also gave back to the people of Arizona with donations of merchandise and memorabilia.

CARDINALS DONATIONS

- The Cardinals donated 50,000 items of signed merchandise (signed footballs, jerseys, pants, shoes and hats) to non-profit organizations in 2016 raising over \$150,000 for local charities.
- Finally, during a sold out season at University of Phoenix Stadium last year, 10,000 game tickets were distributed to worthwhile organizations throughout the Valley.

Community service is never out of season for the Cardinals. For more information on the community programs, contact Luis Zendejas (602/379-0101).



BILL BIDWILL SELECTED TO GEORGETOWN PREP ATHLETIC HALL OF FAME

Arizona Cardinals Owner **Bill Bidwill** was selected for induction to the most-recent class of the Georgetown Prep Athletic Hall of Fame in May.

A 1949 graduate of the school that is located outside of Washington, D.C., Bidwill was a two-sport athlete for the Little Hoyas football and baseball teams. As a senior, he was a star fullback and kicker on Georgetown Prep's undefeated 1948 football squad that won the city championship. A bruising runner as well as the squad's fastest player, Bidwill led the team in scoring in both his junior and senior seasons.



After graduating from Prep, Bidwill continued on to Georgetown University before joining the United States Navy. Upon completion of his service, he began working full-time for the Cardinals and more than half a century later he continues to serve as the team's chairman.

Bidwill returned to Georgetown Prep, and on May 31st, he received his Hall of Fame medallion from school President Rev. Scott R. Pilarz, S.J.

"William Bidwill exemplifies in exceptional ways Georgetown Preparatory School's highest ideals and aspirations," said Fr. Pilarz. "On the playing field, he proved to be a fierce and humble competitor. We celebrate his accomplishments and contributions to Georgetown Prep's rich tradition of excellence."

HERNDON NAMED NFC ASSISTANT TRAINER OF THE YEAR



Cardinals assistant athletic trainer **Jeff Herndon** received the Tim Davey NFC Assistant Athletic Trainer of the Year Award given out by PFATS (Professional Football Athletic Trainers Society) at this year's NFL Scouting Combine in Indianapolis.

A native of Hallsville, MO, Herndon first worked with the Cardinals during preseason training camp in 1984 and 1985 before joining the organization full time in 1986. The 2017 season will be his 32nd with the team.

Herndon is the second Cardinals trainer to win the award, as former assistant athletic trainer Jim Shearer was the inaugural recipient of the NFC honor in 2011. He was also part of the staff that won the Ed Block Courage Award for NFL Athletic Training Staff of the Year in 1993.

The Tim Davey Assistant Athletic Trainer Award was formed in recognition of the outstanding effort Tim made in the field of athletic training. Tim was an employee of the New York Jets and the NFL for 33 years. He was an assistant athletic trainer for the Jets from 1969 to 1977. He stayed on with the Jets involved with team operations from 1977 to 1991. Davey later joined the NFL in 1991 in the game operations department. He served as the league's coordinator of stadium operations and field matters, and was in charge of operations at AFC/NFC championship games and led Pro Bowl Operations.

The award is presented annually at the PFATS meeting at the NFL Combine in Indianapolis. The recipient is nominated by the membership and selected by a committee that includes past recipients. This award is emblematic of the commitment, dedication and high level of integrity that Tim Davey brought to the profession of athletic training and is representative of his level of service which he dedicated to his surrounding community.



CARDINALS ON THE INTERNET

For all the latest news and updates, follow the Arizona Cardinals on Facebook (www.facebook.com/arizonacardinals) and Twitter (@AZCardinals).



For in depth analysis, log on to AZCardinals.com. The team's official web site provides feature stories, audio/video content and the latest news on Darren Urban's "Word from the Birds" blog and on twitter at @cardschatter.

CARDINALS TWITTER ACCOUNTS

Official Team Accounts

Arizona Cardinals	@AZCardinals	Kyle Odegard, Team Writer . . .	@Kyle_Odegard
Cardinals Gameday	@CardsGameday	Cardinals Cheerleaders	@AZCardsCheer
Darren Urban, Team Writer . . .	@CardsChatter	Arizona Cardinals Spanish	@AZCardenales

Cardinals Accounts

Head Coach Bruce Arians	@BruceArians	P Richie Leone	@RichieLeone15
WR Carlton Agudosi	@Hungry_Humble22	RB T.J. Logan	@T_Ocho8
S Budda Baker	@buddabaker32	LB Gabe Martin	@GabeMartin50
S Antoine Bethea	@ABethea41	LB Kareem Martin	@reemthedream_95
CB Justin Bethel	@Jbet26	S Tyrann Mathieu	@Mathieu_Era
C/G Evan Boehm	@BIGBoehmTHEORY	DT Josh Mauro	@JustJoshin90
CB Elie Bouka	@ElieBouka	T Jonathan McLaughlin	@jglock1993
S Tyvon Branch	@tyvonbranch	CB/S Harlan Miller	@poppaC01
WR Jaron Brown	@jaronbrown13	TE Ifeanyi Momah	@e_Momah
WR John Brown	@Jwalk_back12	WR J.J. Nelson	@_ThaJizzleMan
\$LB Deone Bucannon	@deonebucannon20	DT Robert Nkemdiche	@TheLegendMerlin
WR Marquis Bundy	@marquisbund	RB Elihaa Penny	@elipenny_22
LB Cap Capi	@N_cap11	DT Corey Peters	@CoreyPeters91
WR Larry Clark	@LCthegreatest11	CB Patrick Peterson	@P2
C Lucas Crowley	@LCrowley68	DT Olsen Pierre	@Udownwit_opp72
LB Karlos Dansby	@Karlosdansby56	T Givens Price	@gprice78
K Phil Dawson	@phil_dawson_4	LB Haason Reddick	@Haason7Reddick
WR Aaron Dobson	@aarondobson17	CB Jumal Rolle	@Rolle_Island
RB Andre Ellington	@AEllington38	WR Jeremy Ross	@J_Ross_10
WR Larry Fitzgerald	@LarryFitzgerald	DT Froste Rucker	@theorganicfrost
LB Alani Fua	@bigdaddyFUA	TE Ricky Seals-Jones	@RickySealsJones
QB Blaine Gabbert	@BlaineGabbert	CB Sojourn Shelton	@_SDS8
S Ironhead Gallon	@IronheadGallon	C A.Q. Shipley	@aqshipley
WR Brittan Golden	@BrittanGolden	QB Drew Stanton	@drewstanton
LB Markus Golden	@markusgolden	DT Ed Stinson	@ejstinson72
DT Rodney Gunter	@KingRod90	RB James Summers	@uno_summers1
CB Gump Hayes	@Play_Maka_7	DT Pasoni Tasini	@Pasoni_59
WR Krishawn Hogan	@hogankri000	G Cole Toner	@OL_King_Cole
T Will Holden	@holden_it_down_	TE Hakeem Valles	@HakValles80
WR Chris Hubert	@Smokiee70	T Jared Veldheer	@Veldheer68
T D.J. Humphries	@74_hump	CB Brandon Williams	@DaSlimC
T Ulrick John	@Ujohn1john	WR Chad Williams	@go_10_
RB David Johnson	@DavidJohnson31	RB Kerwynn Williams	@kerwinning_
G Dorian Johnson	@MojoDojo_53	DT Xavier Williams	@bigx98
G Kaleb Johnson	@KalebJ72	LB Scooby Wright III	@TwoStarScoob
LB Chandler Jones	@chanjones55	TE Steven Wroblewski	@swrobo
LB Jarvis Jones	@SacManJones_29	CB Ronald Zamort	@RonaldZamort
QB Trevor Knight	@trevor_knight9		

For a complete list of social platforms the Cardinals are on, visit:

AZCARDINALS.COM/SOCIAL



ABOUT UNIVERSITY OF PHOENIX STADIUM

When the Cardinals embarked upon the task of building a new stadium they were intent on constructing a bold and innovative venue that would set the industry standard for design excellence and provide the ultimate in fan comfort. The result of those efforts is the \$450 million University of Phoenix Stadium that opened in August of 2006. In addition to hosting Cardinals games, it hosts the annual Fiesta Bowl and has hosted the BCS National Championship game twice. It was also the site of two Super Bowls - XLII in 2008 (Giants over Patriots) and XLIX in 2015 (Patriots over Seahawks) in addition to the 2015 Pro Bowl. In 2017, University of Phoenix Stadium hosted Arizona's first-ever NCAA Men's Basketball Final Four.

Prior to the 2014 NFL season, University of Phoenix Stadium underwent a \$20 million upgrade to help improve the game-day experience. As part of a collaboration between the Cardinals and the Arizona Sports & Tourism Authority (AZSTA), the videoboards at the north and south ends were upgraded and now feature high contrast technology for the clearest image quality. The Cardinals also undertook a significant project to upgrade the telecommunications systems for improved wireless coverage at the stadium. The team installed a state-of-the-art



Cisco HD Wi-Fi system to allow fans access to high-speed internet in their seats and in all public areas of the stadium, which now features seven times as many total access points distributed throughout the venue and 10 times as much bandwidth.

Last offseason, the stadium received yet another upgrade when a new state-of-the-art sound system was installed.

ARCHITECTURE: World-renowned architect Peter Eisenman, in partnership with HOK Sport and Hunt Construction Group, created a state-of-the-art design that has already become a distinctive Arizona landmark. The stadium's exterior skin takes its design cue from the barrel cactus and features alternating sections of shimmering metal panels intended to reflect the shifting desert light alongside magnificent vertical glass slots allowing fans a spectacular view of the horizon from any level of the interior.





RETRACTABLE FIELD: University of Phoenix Stadium also features a unique rollout natural grass playing field, contained in a single tray weighing 18.9 million pounds (234 feet wide, 403 feet long). The first completely retractable field in the United States, it is positioned inside the stadium on game days to offer the preferred natural-grass playing surface for football and outside the stadium for the remaining 350+ days of the year to receive sunlight and watering. The field tray is powered by electric motors mounted on steel wheels riding on tracks embedded in the concrete floor and takes approximately 60 minutes to move completely. The flexibility of this unique design allows University of Phoenix Stadium to serve as a true multipurpose venue featuring a 160,000 square-foot event floor for other events.

RETRACTABLE ROOF: Atop the stadium roof are two large retractable panels that open and close on an arc. The panels and much of the roof are made of a translucent fabric called Birdair that enables light to penetrate and gives the venue an open, airy feel. When closed it also allows for an air conditioned environment during the hot months but the roof can be opened during cooler times of the year to take advantage of Arizona's patented sunshine. The roof takes about 10 minutes to open or close.

SCOREBOARDS: As part of a collaboration between the Cardinals & the Arizona Sports & Tourism Authority (AZSTA), videoboards at the north & south ends were upgraded prior to the 2014 season. Both are more than triple the size of the previous ones. At the south end is a high-definition LED video display that measures 54 feet high by 164 feet wide and provides an additional 8,856 square feet of live video and replays. Featuring a 13HD pixel layout for crisp, clear imagery and 75% higher resolution, the



display is capable of showing one large image to highlight live video and instant replays. It can also be divided into separate sections to show additional stats and information that fans want. The videoboard at the north end is also triple the size of the previous one, measuring 27 feet high by 97 feet wide. Both displays feature high contrast technology for the best in image quality.





INFORMATION TECHNOLOGY: University of Phoenix Stadium has an IP infrastructure that supports telecommunications throughout the Stadium. The voice and data communication network infrastructure is built entirely on Cisco equipment. All telecommunications services for voice, data, and video broadcast distribution are provided by COX Business Services and are provided via redundant services to the Stadium.

The stadium supports 2500 unique telephone DID numbers on a DS-1/PRI backbone. The Stadium provides 3Gb of Internet bandwidth, which can be adjusted as needed to support any technology requests that come to the stadium, and additional bandwidth can be requested in advance to increase the capacity as needed.

In 2013 the Stadium DAS system upgrade began using Crown Castle and a neutral host system. In 2014, the system was completely finished and hosts all major carriers, Verizon, AT&T, T-Mobile, and Sprint, and has multiple 4G-LTE sectors for each carrier, according to the needs of each.

In 2014 the Stadium Computing Network and Wi-Fi Systems were completely upgraded. An HD Wi-Fi System was installed throughout the stadium, which includes approximately 800 Cisco AP's and antennas, and is supported by a Cisco Prime Network infrastructure running over a 10Gb fiber optic backbone. The stadium also upgraded the Cisco Unified Communications System, replaced all Core and Edge switches and servers, as well as upgraded all security systems.

In 2015 outdoor Wi-Fi coverage was installed, starting at the Great Lawn and South Lawn, where the majority of outdoor events at the stadium take place. In addition, a network of Bluetooth Beacons were installed, which can be used for a variety of purposes, including information sharing, marketing and promotions.

MULTI-PURPOSE: Because of the truly unique multi-purpose nature of the facility, University of Phoenix Stadium is able to host far more than just Cardinals home games. Since opening in August of 2006, the building has hosted a pair of Super Bowls, the 2015 Pro Bowl, the first-ever BCS National Championship game (Florida-Ohio State), Fiesta Bowls, international soccer matches, high school football championships, high school proms, monster truck events, trade shows and conventions, the West Regionals of the NCAA men's basketball tournament, and numerous other events.

In December of 2016, University of Phoenix Stadium hosted its 11th Fiesta Bowl and for the first time ever the game served as one of two College Football Playoff Semi-Final contests. Ohio State and Clemson met on New Year's Eve for a chance to play in the BCS National Championship Game.

Most recently, University of Phoenix Stadium hosted Arizona's first-ever NCAA Men's Basketball Final Four in April of 2017. It was the first Final Four held west of the state of Texas since 1995.

In a given year, SMG (the buildings operator) successfully books 225+ event days for gatherings large, small and in between. Among those events have been concerts featuring some of the world's most popular artists, including the Rolling Stones, U2, Guns and Roses and Metallica.

OTHER FEATURES: In addition to its high-design architecture and innovative design, the stadium also sets new standards for stadium comfort. Its layout provides for excellent site lines, comfortable seats, abundant restrooms and concession stands, spacious end-zone viewing decks, and wide concourses with an open design allowing for an unobstructed view of the field from both the lower and upper concourses. The stadium showcases two state-of-the-art



videoboard/scoreboard displays prominently located in the end zones with excellent site lines from all seating areas. It is also aligned along a slight northwest to southeast axis to offer the maximum sun exposure for the grass field and maximum shade for stadium patrons. University of Phoenix Stadium includes 88 luxury lofts - know elsewhere as "suites" - that are unlike any others in the sports industry. Featuring a bold, modern interior design, loft amenities include preferred parking, an exclusive entrance, private restrooms, multiple televisions, and in-loft catering. In addition to the lofts, a luxurious Club Level features wider seats, preferred parking, private entrances, and a climate

controlled Club Lounge with multiple two-story spaces, comfortable lounge seating, plentiful TV monitors, upgraded food and beverage offerings and dedicated restrooms. On-site parking accommodates 14,000 cars as part of an innovative site plan designed to create a truly unique tailgating experience for fans. This 160-acre region, known as Sportsman's Park, features over 20 acres of turf including the eight-acre public area known as the Great Lawn. In addition to the 14,000 on-site spaces, parking for an additional 7,500 vehicles is conveniently located on adjacent parcels and another 3,500 on other nearby parcels. University of Phoenix Stadium is owned by the Arizona Sports and Tourism Authority.

BY THE NUMBERS

1.7 million	Square footage of stadium	21	Number of vertical slots on the exterior wall of stadium
114	Number of sellouts (including preseason and postseason) in the first 11 seasons at University of Phoenix Stadium (compared to just 12 in 18 seasons at Sun Devil Stadium)	30	Height in feet of the giant numbers designating the three main entrances to the stadium
2	Super Bowls held at University of Phoenix Stadium - XLII in 2008 (Giants over Patriots) and XLIX in 2015 (Patriots over Seahawks)	10	Number of elevators for public use in stadium
147	False starts for Cardinals opponents at University of Phoenix Stadium since it opened in 2006. That is the most in the NFL during that span.	18	Number of escalators for public use in stadium
2017	Year the stadium played host to Arizona's first-ever NCAA Men's Basketball Final Four	1,175	Total restroom fixtures for public use in the stadium (32 women's restrooms, 29 men's, and 12 family restrooms)
4-0	Cardinals record at home in the postseason since beginning play at University of Phoenix Stadium	310	The number of fixed locations for fans to purchase food and beverages (does not include additional portable locations)
7,501	Total number of club seats in stadium	8,000	Tons of cooling used by the stadium's air conditioning
7	Number of club lounges	14,000	Number of on-site parking spaces (not including additional 11,000 on adjacent and nearby parcels)
\$719.4 million	Economic impact that resulted from Super Bowl XLIX and the 2015 Pro Bowl being played in Arizona. That represents the largest economic impact of any special event held in the state of Arizona and the highest of any Super Bowl on record.	454,785	Votes in favor of Proposition 302 stadium legislation in 2000
10	Approximate number of minutes it takes to open/close the roof	1,218	Days between the stadium groundbreaking (4/12/03) and the inaugural game at the stadium (8/12/06)
18.5 million	Approximate weight (in pounds) of the roof	16,340	Total number of jobs created by Proposition 302; overall economic impact is \$1.95 billion
60	Approximate number of minutes to roll the field into the stadium	2.6 million	Total number of hours put in by workers during construction project
740	Approximate number of feet the field must move to get into the stadium	900	Length in miles of a sidewalk that could be made from the amount of concrete used on the stadium (roughly the distance from Phoenix to San Francisco)
18.9 million	Weight (in pounds) of the retractable field	10,000	Approximate number of individual Crown Cor panels that make up the metallic skin of the stadium's exterior



CARDS OFFER PREGAME ENTERTAINMENT OPTIONS FOR FANS PRIOR TO HOME GAMES

For fans attending Cardinals home games at University of Phoenix Stadium, the team has various entertainment options prior to kickoff.

GREAT LAWN STAGE PRESENTED BY HYUNDAI

Fans can stop by the east side of the Great Lawn (closest to the stadium) at each home game during the regular season and check out various local bands performing on “The Great Lawn Stage presented by Hyundai.” Bands perform prior to each regular season home game, beginning three hours before kickoff, and entertain fans before they enter the stadium.

CARDINALS FLIGHT DECK PRESENTED BY VERIZON

Located on the north plaza of University of Phoenix Stadium, the “Flight Deck presented by Verizon” opens 3.25 hours prior to each home game. The “Flight Deck” is a pregame destination for Cardinals fans. Anchored by Plaza Lounges, each shade structure provides seating and an oversized LED video wall for watching early NFL games.

Food and beverage options are available for purchase through mobile gourmet concessions and portable bar service that fans can bring into the stadium. Other activities include a music stage, Kids Combine, Cheerleader autographs, mascot Big Red photo opportunities, the Arizona Lottery Ticket Trolley, football-themed games and interactive displays by Verizon.

BIG RED BREW HAUS PRESENTED BY FOUR PEAKS

Fans coming to Cardinals games this season can enjoy the “Big Red Brew Haus presented by Four Peaks Brewing Company.” Opening 3.25 hours before each game and located on the service level of the stadium, the Big Red Brew Haus features a variety of beer selections, a traditional Brew Haus menu and flat screen TV’s throughout for fans to enjoy early NFL action. There is no charge for entry and guests will enter at Gate 2 and take the escalators downstairs.

BUD LIGHT PRIMETIME GRILL

The “Bud Light Primetime Grill” provides Cardinals fans with 75 feet of tailgating entertainment at every home game in the North Preferred lot. Surrounded by plenty of seating, fans can enjoy delicious food and catch the early NFL games on any of the large flat screen TVs with custom surround sound.

GAME ZONE

The “Game Zone” is open for regular season home games and is located in the south endzone area inside University of Phoenix Stadium beginning 3.15 hours prior to kickoff. It is home to Cardinals pregame radio shows including the Arizona Cardinals NFL Kickoff Show and the Arizona Cardinals Pregame Huddle.

Fans can also enjoy early games via the NFL Sunday Ticket, Cardinals Cheerleaders appearances, interactive games, and a great backyard BBQ menu. Tickets for this pregame event are \$40.00 per person and space is limited. Food and nonalcoholic beverages are included in ticket price. Guests attending the Game Zone must also have a game ticket, and will enter through Budweiser Gate 3.





SPORTSMAN'S PARK

The area that surrounds and encompasses University of Phoenix Stadium is known as Sportsman's Park. The 160-acre region includes car parks, grass areas and other open space available to the public.

Sportsman's Park features over 20 acres of turf, including an eight-acre public area called the Great Lawn, as well as on-site car parks which will handle over 14,000 vehicles, and an abundance of trees and other landscape appointments native to the area.



A tree-lined expanse of grass covering eight acres, the Great Lawn extends west from 95th Avenue to the Loop 101. The lawn stretches over 1,000 feet and is designed for use by fans while tailgating at games or to use during other activities outside the stadium.

Surrounding the Great Lawn is a 50-foot wide promenade. In addition to the uninterrupted expanse of grass, the Great Lawn includes areas for vendors and musicians.

PAT TILLMAN MEMORIAL

The plaza surrounding University of Phoenix Stadium is known as the Pat Tillman Freedom Plaza, in honor of the former Cardinals safety who was killed in action on April 22, 2004 while serving his country as a member of the elite Army Ranger unit.

Fans attending home games can visit the Pat Tillman Memorial located at the northwest side of the plaza. The memorial includes a large white bronze sculpture of Tillman on the eastern side and a circular reflection pond on its western side.

The sculpture is approximately eight-feet tall, weighs over 500 pounds, and took nearly nine months to complete. After an extensive search, the Cardinals selected artists Omri Amrany and Gary Tillery to create the sculpture. The sculptors consulted with



the team and Pat's wife, Marie, who worked to select the image of Tillman that would best convey his character and spirit. Serving as a backdrop to the sculpture is a nine-foot tall curved wall made of black concrete that measures 42 feet across, symbolic of Tillman's jersey number at Arizona State.

The brimming pool of water on the western side consists of a large 60-foot circular pond made of black concrete and stainless steel. Intended to create a pool of tranquility, it has a surface area of 2,300 square feet.

To the west of the memorial is a grove of 40 Oak trees that symbolizes the jersey number Tillman wore as an Arizona Cardinal and the entire area is surrounded by a grove of Ash and Oak trees.

CARDINALS PRESERVE PAT TILLMAN'S LOCKER AT TEMPE FACILITY

On September 11, 2015, the 14th anniversary of the 9/11 terrorist attacks, the Cardinals unveiled the locker of former safety Pat Tillman at the team's Tempe Training Facility.

A new locker room was built as part of a two-year, \$15 million renovation of the facility, but Tillman's locker was preserved to display in a glass enclosure between the weight room and cafeteria. Included in the locker are Tillman's jersey, helmet, shoulder pads and draft card, along with a description of his life and career.

"We've decided to preserve Pat Tillman's locker, and tell his story," team president Michael Bidwill said at the unveiling ceremony. "Many of our future players, and even current players, may not know the stories of the Cardinals. But we wanted to tell the stories and talk about the history, the history of our organization and the history of Pat Tillman."

After a decorated career at Arizona State University, Tillman was selected in the seventh round (226th overall) of the 1998 NFL Draft by the Cardinals and he played for Arizona from 1998-2001 before enlisting in the U.S. Army in 2002. He was killed in action in Afghanistan on April 22, 2004.

Tillman's No. 40 is retired by the Cardinals and he is a member of the team's Ring of Honor.





UNIVERSITY OF PHOENIX SECURES STADIUM NAMING RIGHTS

On September 26, 2006 the Cardinals and University of Phoenix announced an exclusive, multi-year agreement with University of Phoenix to become the team's naming rights partner. It marked the first time and only time a National Football League venue has been named after an educational institution.

University of Phoenix, the largest private university in the United States, agreed to invest an average of \$7.7 million per year for 20 years in exchange for naming rights, signage and a variety of advertising, marketing

and merchandising opportunities. In addition, the alliance enables the University - already international in scope - to reach an even greater number and diversity of potential students, while staying grounded in its hometown community, according to Brian Mueller, president of Apollo Group, the University's parent company.

University of Phoenix was founded over 35 years ago, and serves students both on-line and with campuses and learning centers all over the United States and in four foreign nations.



S.I. NAMES UNIVERSITY OF PHOENIX STADIUM BEST FIELD IN NFL

Sports Illustrated named the Arizona Cardinals playing surface at University of Phoenix Stadium the best in the NFL in October 2015.

In formulating its list, the publication said it relied on "past player rankings, insight from current players and details from groundskeepers."

In ranking University of Phoenix Stadium #1, Sports Illustrated wrote: "You'll hear very little argument about who holds the top spot for the best field in the NFL. Sure, Arizona has plenty of sunshine and can grow a healthy amount of Tifway 419 Bermuda grass, but more importantly, the Cardinals have the pleasure of rolling the field outside the stadium. The entire playing surface is retractable, in one giant tray, allowing the turf to grow and get maintained outside the stadium, coming inside only for NFL football games. And with a groundskeeping staff doing a stellar job with the turf, Arizona earns the top spot."

In addition to SI, the National Football League Players Association (NFLPA) has also asked players to rank the league's top playing surfaces in the past. The field at University of Phoenix Stadium has finished #1 in every NFLPA survey released since the venue opened in 2006.





STEVE SCHOENFELD MEMORIAL PRESS BOX



The press box at University of Phoenix Stadium is named in honor of Steve Schoenfeld, who covered the team and the NFL for The Arizona Republic from 1988 until 2000 when he was killed by a hit-and-run driver.

Schoenfeld worked in Tulsa and Dallas before coming to Arizona and spent the last few months of his life covering the NFL for CBS SportsLine. A tough, but fair, reporter and an eloquent writer, he was president of the Pro Football Writers Association from 1997-99, and his untimely death stunned the league.

Steve was a loving family man as well. He was devoted to his wife, Robin, and was a loving son, brother and uncle. He cared deeply about his friends, and he seemed to have thousands of them.

Said Republic colleague and current beat writer Kent Somers, "Steve never met a stranger. He not only knew everyone, he had phone numbers for them, too – and didn't hesitate to call them. It's fitting the press box is named in honor of Steve, because to him there was no better place to be on a Sunday afternoon."



CARDINALS HOST CHRISTMAS PARTY AT BOYS HOPE GIRLS HOPE OF ARIZONA

Cardinals cornerback **Patrick Peterson**, guard **Mike Iupati**, defensive tackle **Corey Peters** and wide receiver **Jaron Brown** joined **Nicole Bidwill**, members of the Cardinals Women's club, team mascot Big Red and Cardinals Cheerleaders at Boys Hope Girls Hope in Phoenix last December for a Cardinals Christmas Party.



Boys Hope Girls Hope helps academically capable and motivated children-in-need to meet their full potential and become men and women for others by providing value-centered, family-like homes, opportunities and education through college.

Boys Hope came to Arizona in 1989 with the opening of the boys home, and the girls home followed in 1998. In 2003, Boys Hope Girls Hope of Arizona became the first in the nation to implement a Community-Based Program model, allowing assistance to additional children-in-need whose home lives are not so severe as to require residential placement.

CARDINALS AND WALMART PARTNER FOR "NEIGHBORHOOD HEROES" EVENT

The Arizona Cardinals Football Club and Walmart hosted a groundbreaking ceremony at Rincon High School this past summer to begin the installation of a new football field as part of the "Neighborhood Heroes" program.

Cardinals Cheerleaders and team mascot Big Red joined representatives from Walmart for the groundbreaking ceremony at the football field. Rincon High School and Cactus High School both received new football fields this year as part of the 2017 "Neighborhood Heroes" program.

This is the eighth year of the partnership between the Cardinals and Walmart for "Neighborhood Heroes." Over the past seven years, 12 different high schools in Arizona have received new football fields through this program.





UNIVERSITY OF PHOENIX STADIUM SEATING



CARDINALS PRIMARY HOME STADIUMS

Since the NFL was founded in 1920, the following venues have served as the primary site for Cardinals home games:

1920-1921 . . . Normal Park, Chicago *
 1922-1925 . . . Comiskey Park, Chicago
 1926-1928 . . . Normal Park, Chicago *
 1929-1930 . . . Comiskey Park, Chicago
 1931-1938 . . . Wrigley Field, Chicago
 1939-1958 . . . Comiskey Park, Chicago **

1959 Soldier Field, Chicago
 1960-1965 . . . Busch Stadium, St. Louis ***
 1966-1987 . . . Busch Memorial Stadium, St. Louis
 1988-2005 . . . Sun Devil Stadium, Tempe
 2006-. University of Phoenix Stadium

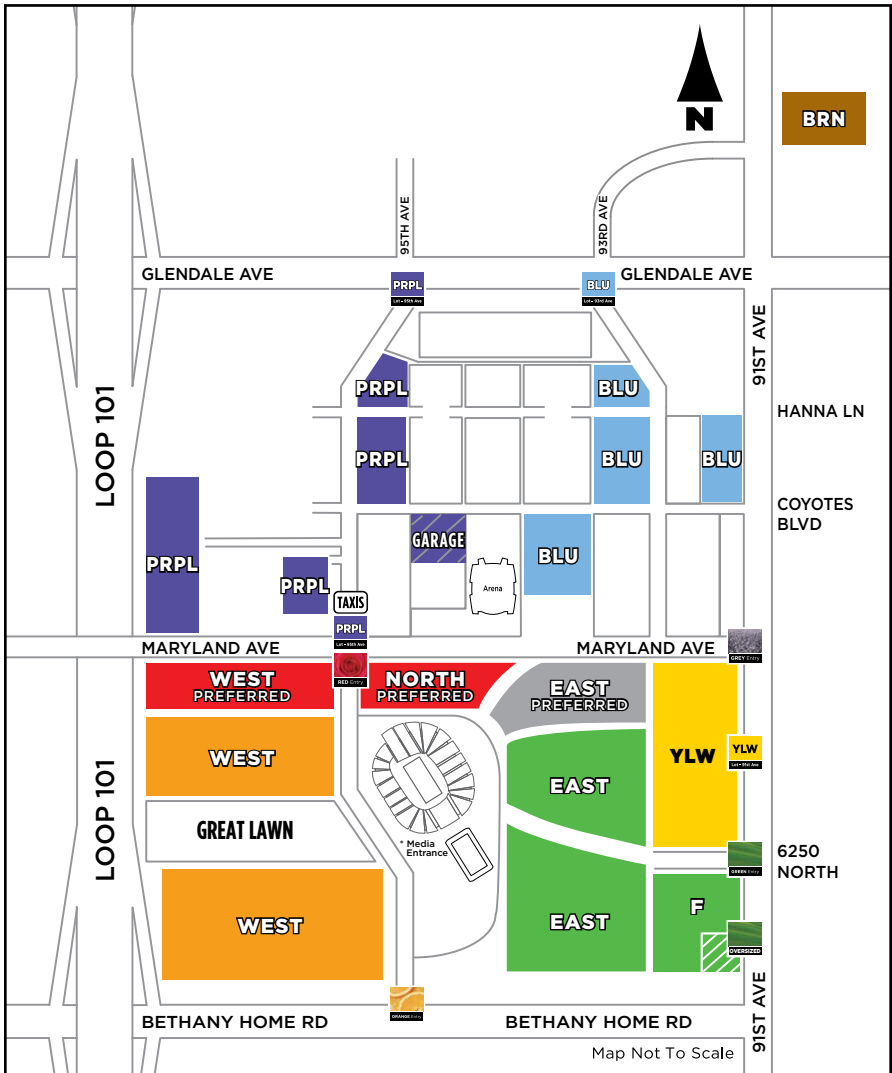
*** Normal Park was also known as Normal Field

*** In 1944, the Cardinals and Steelers merged during WWII and home games were split between Comiskey Park and Pittsburgh's Forbes Field

*** Busch Stadium was known as Sportsman's Park from 1909-1952; the Cardinals moved to the newly-opened Busch Memorial Stadium in 1966



UNIVERSITY OF PHOENIX STADIUM PARKING



Map Not To Scale



West Preferred
Express Carpark
Use **RED** Entry



F Field
Field Carpark
Use **GREEN** Entry



Blue Lot
Entry Via Glendale Avenue
At 93rd Avenue



North Preferred
North Preferred Carpark
Use **RED** Entry



F Oversized
Oversized Carpark
Entry At 91st Avenue
Use Oversized Entrance



Purple Lot
Entry Via Glendale Avenue
At 95th Avenue



East Preferred
East Preferred Express Carpark
Use **GREY** Entry



West
West General Carpark
Use **ORANGE** Entry



Brown Lot
Entry At
91st Avenue




East
East General Carpark
Use **GREEN** Entry



Yellow Lot
Yellow Lot
Entry Via Glendale Avenue
At 91st Avenue



CARDINALS HOME GAMES WITH ROOF OPEN



The Cardinals are 15-11 all-time in games played with the roof open at University of Phoenix Stadium. Below are the results of the games played with the roof retracted during the first 11 seasons at University of Phoenix Stadium:

Date	Opponent	Result	Conditions
12/18/16	New Orleans	L, 41-48	Temperature: 62 degrees; Humidity: 20%; Wind: W 2 mph
12/4/16	Washington	W, 31-23	Temperature: 68 degrees; Humidity: 13%; Wind: Calm
12/10/15	Minnesota**	W, 23-20	Temperature: 68 degrees; Humidity: 26%; Wind: W 1 mph
11/22/15	Cincinnati***	W, 34-31	Temperature: 72 degrees; Humidity: 22%; Wind: NE 7 mph
12/29/13	San Francisco	L, 23-20	Temperature: 64 degrees; Humidity: 28%; Wind: N 5 mph
12/8/13	St. Louis	W, 30-10	Temperature: 56 degrees; Humidity: 29%; Wind: SSW 12 mph
10/17/13	Seattle**	L, 34-22	Temperature: 82 degrees; Humidity: 13%; Wind: S 7 mph
12/23/12	Chicago	L, 28-13	Temperature: 62 degrees; Humidity: 34%; Wind: Calm
12/16/12	Detroit	W, 38-10	Temperature: 57 degrees; Humidity: 52%; Wind: NW 3.5 mph
10/29/12	San Francisco*	L, 24-3	Temperature: 90 degrees; Humidity: 11%; Wind: W 5 mph
12/11/11	San Francisco	W, 21-19	Temperature: 66 degrees; Humidity: 27%; Wind: ESE 8 mph
12/4/11	Dallas	W, 19-13 (OT)	Temperature: 53 degrees; Humidity: 43%; Wind: SW 5 mph
11/6/11	St. Louis	W, 19-13 (OT)	Temperature: 64 degrees; Humidity: 34%; Wind: SE 5 mph
12/25/10	Dallas	W, 27-26	Temperature: 64 degrees; Humidity: 30%; Wind: ENE 7 mph
12/5/10	St. Louis	L, 19-6	Temperature: 67 degrees; Humidity: 20%; Wind: Calm
12/27/09	St. Louis	W, 31-10	Temperature: 58 degrees; Humidity: 19%; Wind: WNW 2 mph
12/14/08	Minnesota	L, 35-14	Temperature: 54 degrees; Humidity: 22%; Wind: W 10 mph
12/7/08	St. Louis	W, 34-10	Temperature: 63 degrees; Humidity: 31%; Wind: NE 5 mph
11/10/08	San Francisco*	W, 29-24	Temperature: 62 degrees; Humidity: 35%; Wind: SSW 4 mph
12/30/07	St. Louis	W, 48-19	Temperature: 60 degrees; Humidity: 20%; Wind: Variable 3 mph
12/23/07	Atlanta	W, 30-27 (OT)	Temperature: 58 degrees; Humidity: 17%; Wind: NW 3 mph
12/2/07	Cleveland	W, 27-21	Temperature: 62 degrees; Humidity: 34%; Wind: SSW 3 mph
11/25/07	San Francisco	L, 37-31 (OT)	Temperature: 65 degrees; Humidity: 21%; Wind: Variable 3 mph
12/17/06	Denver	L, 37-20	Temperature: 60 degrees; Humidity: 26%; Wind: W 12 mph
11/12/06	Dallas	L, 27-10	Temperature: 75 degrees; Humidity: 17%; Wind: W 4 mph
10/16/06	Chicago*	L, 24-23	Temperature: 81 degrees; Humidity: 22%; Wind: SW 5 mph

*Monday Night Football

**Thursday Night Football

***Sunday Night Football


CARDINALS CONTINUE TO SELL OUT UNIVERSITY OF PHOENIX STADIUM

The Cardinals sellout streak at University of Phoenix Stadium continued last season, selling out all 10 games (including preseason). Entering the 2017 season, the team has sold out all 114 games played at the stadium. Arizona averaged 64,779 fans per game in 2016, totaling 647,786 fans in their 10 home games last year.

Arizona finished the 2016 regular season with a 4-3-1 record at home, marking the 10th straight season with a .500 record or better at home. The Cardinals have 23 home wins in the last four years, tied for fourth-most in the NFL and second in the NFC in that span. Overall, the team has a 60-31-1 home record (including postseason) dating back to University of Phoenix Stadium's inaugural season in 2006.

The Cardinals have gone .500 or better in seven of the 11 seasons at University of Phoenix Stadium, earning four playoff berths and three NFC West titles in that span. The Cardinals finished .500 or better just twice and made the playoffs only one time in the 18 seasons prior.

Before the opening of University of Phoenix Stadium in 2006, there were only 12 games that sold out in time to be televised locally in 18 years at Sun Devil Stadium.





CARDINALS CHEERLEADERS

Whether it's performing at all Arizona Cardinals home games, community service involvement, appearances at other sporting and civic events, or just signing autographs, the Arizona Cardinals Cheerleaders are recognized throughout the country for their talent, exciting dance routings and professionalism.

The cheerleaders have performed throughout the United States, Mexico, and Canada. At the invitation of the Pentagon, the cheerleaders also have entertained U.S. military troops in



Saudi Arabia, Kuwait, Bosnia, Egypt, Greenland, Kosovo, Bahrain and China.

Through their talent, showmanship, enthusiasm and dedication to their community and country, the cheerleaders have established themselves as an integral part of the Cardinals organization.

The cheerleaders are available for community service events, civic events, meetings, conventions or special occasions. Call the Cardinals (602/379-0101) for more information.



BIG RED

Biography

Hatched: October 4, 1998

Home: University of Phoenix Stadium

Height: 6'-4"

Wingspan: Seven feet

Position: Center (of attention!)

Favorite Foods: Bird seed and gummy worms (no chicken wings)

Favorite Song: "Bird Is The Word"

Off The Field: Big Red can be found throughout Arizona at schools, charity events, and birthday parties.





CARDINALS PARTICIPATE IN MY CAUSE, MY CLEATS CAMPAIGN

In Week 13, players across the NFL had a chance to share causes important to them as part of the NFL's My Cause, My Cleats campaign. More than 500 NFL players showcased causes close to them on the field by wearing customized cleats. Among the Cardinals players participating in the initiative were QB **Carson Palmer**, RB **David Johnson** and S **Tyrann Mathieu**.

Johnson's cleats told the story of his being bullied as a child and his work with STOMP Out Bullying to help other kids going through the same experience. Last November, Johnson wrote a piece for the Player's Tribune website titled Let's Talk About Bullying in which he shared his experiences with bullying as a child growing up in Clinton, Iowa. Throughout the season, the Player's Tribune has partnered with the NFL to allow the players to tell the stories behind their cleats and the causes they support.

Mathieu was among 10 players across the league to wear gold cleats that tell the story of treating all people with respect and dignity and sidelining racism through the Ross Initiative in Sports for Equality (RISE) nonprofit organization. Palmer wore cleats benefitting Phoenix Children's Hospital.

Players participating in the initiative had the opportunity to raise funds for the cause of their choosing by auctioning their cleats at NFL Auction, with 100% of the funds raised being donated to charities selected by the players.



ALL OR NOTHING: A SEASON WITH THE ARIZONA CARDINALS AWARDED SPORTS EMMY FOR OUTSTANDING DOCUMENTARY


All or Nothing: A Season with the Arizona Cardinals, an Amazon Original series produced by NFL Films was awarded a Sports Emmy in the category of Outstanding Serialized Sports Documentary.

All or Nothing was awarded the Sports Emmy from the National Academy of Television Arts and Sciences in a ceremony on May 9 at the 38th Annual Sports Emmy Awards held in New York at Jazz at Lincoln Center's Frederick P. Rose Hall.

All or Nothing followed the Arizona Cardinals 2015 season from the draft through the NFC Championship game. It featured eight one-hour episodes that brought viewers inside the locker room, on the sidelines and off the field for an unprecedented look inside an NFL franchise's complete season.

All or Nothing represented Amazon's first foray into sports programming, but the NFL and Amazon Prime announced an exclusive partnership to deliver a live digital stream of the 10 Thursday Night Football game broadcasts to the tens of millions of Amazon Prime members worldwide.

Other Emmy nominees in the Outstanding Serialized Sports Documentary category include Hard Knocks: Training Camp with the Los Angeles Rams (HBO), Undrafted (NFL Network), Run Mama Run (espnw.com) and Friday Night Tykes: Steel Country (Esquire Network).



**98.7 FM
ARIZONA'S
SPORTS
STATION**





CARDINALS BROADCASTING

CARDINALS ON THE RADIO

The Cardinals are pleased to continue their partnership with Bonneville/KTAR in 2017. KTAR has been the flagship radio station for the Cardinals since 2005.

GAME-DAY RADIO PROGRAMMING

In 2017, Cardinals games will air on 98.7 FM Arizona's Sports station. 98.7 FM Arizona's Sports station will also air pre-game and post-game programming for every contest.

Calling the play-by-play for his 16th straight season with the Cardinals is Dave Pasch. He joined the team in 2002 after three seasons as the football and basketball voice of Syracuse University. In addition to Cardinals broadcasts, Pasch can be seen on ESPN calling NBA action as well as college football and basketball.

Joining Pasch for his 13th year as radio analyst is Ron Wolfley, former player and four-time Pro Bowl selection and special-teams standout with the Cardinals, who selected him in the fourth round of the 1985 draft. One-half of the "Doug and Wolf Show" on 98.7 FM Arizona's Sports station, the Buffalo, NY native played collegiately at West Virginia before enjoying a 10-year NFL career with the Cardinals (1985-91), Browns (1992-93) and Rams (1995).

98.7 FM Arizona's Sports station talk-show host and Cardinals reporter Paul Calvisi offers sideline commentary during the game broadcasts.

Game-day programming begins four-and-a-half hours prior to kickoff on 98.7 FM Arizona Sports station with "Cardinals Early Bird," a half-hour look at the week of preparation featuring content from The Cardinals Red Sea Report, Cardinals Underground, The Big Red Rage and more.

Three hours prior to kickoff is "The Arizona Cardinals NFL Kickoff Show" hosted by Arizona Sports reporter Craig Grialou. Grialou is joined by azcardinals.com insiders Darren Urban and



Dave Pasch



Ron Wolfley



Paul Calvisi

Kyle Odegard. The show spotlights the upcoming Cardinals matchup and the latest game day news from around the NFL.

Two hours prior to kickoff, Calvisi will be joined by former Cardinals wide receiver Roy Green, former Cardinals linebacker Rob Fredrickson and former defensive end Bertrand Berry for the "Pre-Game Huddle." Green spent 12 seasons with the Cardinals from 1979-1990 and is one of 16 members of the Cardinals Ring of Honor. Fredrickson played with the Cardinals from 1999-2002 and Berry spent 12 years in the NFL including playing for the Cardinals from 2004-2009. He is a co-host of "The Blitz with B-Train and Jurecki" on 98.7 FM Arizona's Sports station.

"Cardinal Talk," a post-game fan-interactive program, can be heard immediately following each contest on 98.7 FM Arizona's Sports station. Hosted by Grialou, "Cardinal Talk" allows fans to give their opinion on each game and hear expert analysis from Green, Fredrickson, and Berry.

WEEKDAY RADIO PROGRAMMING

Grialou hosts "The Cardinals Red Sea Report," a one-hour show airing each Tuesday at 11:00 a.m. on 98.7 FM Arizona's Sports station and ESPN 620 AM. The program takes a look at the previous Cardinals game, provides NFL updates and features fan questions submitted via social media using the hashtag #RedSeaReport.

The "Arizona Cardinals Two-Minute Drill" is a year-round look at the hot topics surrounding the Cardinals airing twice each weekday on ESPN 620 AM. "The Friday Focus" examines the most pivotal storylines in the upcoming Cardinals game. The segment airs every Friday throughout the season on ESPN 620 AM.

Check azcardinals.com for specific air times.



CARDINALS RADIO AFFILIATES

Name	Call Letters	Station City	Name	Call Letters	Station City
KTAR	98.7 FM	Phoenix	KZUA	92.1 FM	Holbrook
KATO	1230 AM	Safford	KBLU	560 AM	Yuma
KAZM	780 AM	Sedona	KNKI	106.7 FM	Show Low
KNTR	980 AM	Lake Havasu	KIKO	1340 AM	Miami
KDDL/KQNA	94.3 FM	Prescott Valley	KGMN	100.1 FM	Kingman
KVNA	600 AM	Flagstaff			



Returning to the airwaves for its 17th year is "The Big Red Rage." Live from Majerle's in Chandler for the 10th consecutive season, "The Big Red Rage" is co-hosted by Paul Calvisi and Ron Wolfley, who will be joined by two players for each program. The show typically airs from 6:00-7:00 p.m. on Thursday evenings throughout the season on 98.7 FM Arizona's Sports station. If there is a scheduling conflict with a Diamondbacks or Suns game, the show will air on ESPN 620 AM. Check azcardinals.com or @AZCardinals on Twitter for date and time changes.

SPANISH RADIO

Over the last 17 years the Arizona Cardinals Football Club has reached out to its Spanish language speaking fans by becoming the first professional team in Arizona to offer all games on Spanish radio (2000) and launching a Spanish language version of the team's web site www.azcardinales.com (2007).

The broadcast team of Gabriel Trujillo (play-by-play), and former Cardinals offensive lineman Rolando Cantú (analyst) will be back again in 2017. Trujillo returns for his 18th season of play-by-play with the Cardinals. From 2000-2005, he also called the action in Spanish for the Phoenix Suns. Cantú played with the Cardinals for two seasons (2005-06), and during the 2005 season, he became the first Mexican born player (non-kicker) to ever take the field in an NFL regular season game. In addition to his broadcast duties, Cantú is also the team's Manager of International Business Affairs.

The Cardinals broadcast in Spanish airs locally on Univision Arizona's radio stations Latino Mix KQMR 100.3 FM and KHOV 105.1 FM. As the official Spanish-language radio home of the Cardinals, all pregame and game broadcasts can be heard on KQMR 100.3 FM and KHOV 105.1 FM.



Gabriel Trujillo



Rolando Cantu

In addition to the game broadcasts, Univision Arizona's radio stations in Phoenix also broadcast two pregame shows – Primera Y Diez (First & 10), a Spanish-language pregame show summarizing everything happening around the NFL as well as Conteo Progresivo (Count-down), a Spanish-language pregame show focusing specifically on the Cardinals and their upcoming opponent.

Following each Cardinals game, KQMR 100.3 FM and KHOV 105.1 FM will also broadcast the team's postgame show, Punto Extra (Extra Point), a 15-minute Spanish show to recap the action.

For the 10th straight season, the Cardinals will also bring the Spanish language broadcast to fans in Mexico. The team has partnered with Larsa Comunicaciones (Larsa Communications Group), the leading radio network in northern Mexico to bring the broadcast to 41 stations in 20 cities throughout Mexico, including Guadalajara, Puerto Vallarta, Hermosillo and Mexico City.



CARDINALS ON TELEVISION

PRE-SEASON TV

The Cardinals are pleased to begin a new partnership with KPNX 12 News, the exclusive home for preseason television and other Cardinals programs. 12 News will carry all five preseason games in 2017, beginning with the nationally televised Hall of Fame Game on Thursday, August 3rd. Dave Pasch (play-by-play) will be joined by Ron Wolfley (analyst) and Paul Gerke (sideline) on the call. Fox Sports Arizona will replay each preseason telecast.



"Cardinals Flight Plan: with Head Coach Bruce Arians" allows viewers to see and hear the inside story straight from the man in charge. Hosted by Ron Wolfley, the show will feature an in-depth look at key plays from the previous week's game with an eye on the upcoming opponent and the Cardinals plan for victory. (NBC 12 News, Friday 6:30 PM/FS Arizona, Sunday mornings*/FOX 11-Tucson, Saturday 10:00 PM)

"Cardinals Headquarters," airing exclusively on Fox Sports Arizona, will feature a recap of the previous game and a look ahead to the next opponent. The show is hosted by Jody Jackson. (FS Arizona, check local listings for weekly times)

"Cards OT" is a live post-game show airing on Fox Sports Arizona after regular season home games, providing fans with an immediate breakdown of the game. Jackson hosts with former NFL players Bertrand Berry and Glenn Parker serving as analysts. The program begins approximately 15 minutes after the final whistle and typically re-airs Sunday evenings.

"Cardinals Locker Room," new in 2017, will air immediately following Sunday Night Football on NBC and will provide all of the highlights and analysis from the Cardinals game as well as around the NFL. The program will include appearances from Cardinals players and coaches inside the locker room following the game. (NBC 12 News, Sunday evenings following SNF*)

*Check weekly local listings for specific times or log on to azcardinals.com for up-to-date showtimes

TEAM SHOWS

There will be five Cardinals TV programs available throughout the 2017 season and into next year. "Cardinals: Season In Focus," "Cardinals Flight Plan: with Head Coach Bruce Arians," "Cards OT," "Cardinals Headquarters," and "Cardinals Locker Room." The programs can be found on NBC 12 News (KPNX-TV), Fox Sports Arizona, and FOX 11 (KMSB-TV) in Tucson.

"Cardinals: Season In Focus" is a weekly half-hour program dedicated to providing a close-up view of the team, on and off the field. Each week, segments such as the popular "Wired," as well as the Emmy Award winning "Zoom" tell the story of the season, and shed light on the personalities within the team. The show is hosted by Paul Calvisi. (NBC 12 News, Saturday 6:30 PM/FS Arizona, Sunday mornings*/FOX 11-Tucson, 6:00 AM Sunday)



CARDINALS AND ARIZONA FORD DEALERS HOST NFL DRAFT PARTY AT UNIVERSITY OF PHOENIX STADIUM

The Arizona Cardinals 2017 Draft Party presented by Arizona Ford Dealers took place on Thursday, April 27 at the Great Lawn at Sportsman's Park outside University of Phoenix Stadium.

Fans had the opportunity to meet Cardinals players and coaches, team mascot Big Red and saw the 2017 Cardinals Cheerleaders for the first time while watching live NFL Network coverage of the draft on giant video boards.

Cardinals merchandise, including 2017 draft gear, were available for purchase, and food and beverages were available at the team's Primetime Grill and local food trucks.

A special post-draft fireworks show concluded the party following the completion of the first round.



Some of the other activities for fans at the draft party included:

- Kid's Interactive Zone featuring combine activities and inflatables
- Autographs: Cardinals players, coaches and cheerleaders signed autographs and posed for pictures
- Entertainment options included a 200-foot zip line along with face painters and balloon artists for guests to enjoy
- Fans took their picture on the Cardinals "Big Red Siren"

CARDINALS OPEN 2017 PRESEASON IN HALL OF FAME GAME

The Cardinals will play the Dallas Cowboys to kick off the preseason on Thursday, August 3 in the 2017 Hall of Fame Game in Canton, OH at Tom Benson Hall of Fame Stadium.

Arizona and Dallas each have a representative in the Hall's seven-member Class of 2017: quarterback **Kurt Warner** for the Cardinals and owner Jerry Jones of the Cowboys. The rest of the class consists of kicker Morten Anderson, running back Terrell Davis, safety Kenny Easley, defensive end Jason Taylor, and running back LaDainian Tomlinson. Those seven will be formally enshrined into the Pro Football Hall of Fame on Saturday, August 5.

The Cardinals played the New York Giants to a 21-21 tie in the first-ever Hall of Fame Game in 1962. It will be their fifth HOF game appearance overall and first since 2012 when they played the Saints.



CARDINALS HALL OF FAME GAME HISTORY

<u>Year</u>	<u>Opponent</u>	<u>Result</u>
1962	vs. NY Giants	T, 21-21
1974	vs. Buffalo	W, 17-13
1986	vs. New England	L, 16-21
2012	vs. New Orleans	L, 10-17



NFL CONTACTS

National Football League, 345 Park Ave., New York, NY 10154. Tel: (212) 450-2000.

Natalie Ravitz, Senior VP of Communications; **Greg Aiello**, Senior VP of Internal Communications;

Brian McCarthy, VP of Communications; **Mike Signora**, VP of Football Communications;

Randall Liu, Director of Football Communications; **Darlene Capiro**, Director of Media Relations & International Communications; **Alex Zerkel**, Manager of Football Communications.

ARIZONA CARDINALS

Mark Dalton, Chris Melvin,
Mike Helm, Imani Suber,
Chase Russell
8701 S. Hardy Drive
Tempe, AZ 85284-2800
(602) 379-0101

ATLANTA FALCONS

Morgan Shaw Parker, Brian
Cearns, Matt Haley
Curtis Jackson, Carleigh Lentz
4400 Falcon Parkway
Flowery Branch, GA 30542
(770) 965-3115

BALTIMORE RAVENS

Kevin Byrne, Chad Steele,
Patrick Gleason,
Tom Valente, Marisol Renner
1 Winning Drive
Owings Mills, MD 21117
(410) 701-4000

BUFFALO BILLS

Derek Boyko, Chris Jenkins,
Kevin Kearns, Chris Fanelli
One Bills Drive
Orchard Park, NY 14127
(716) 648-1800

CAROLINA PANTHERS

Steven Drummond, Ryan Anderson,
Will Bryan, Preston Edwards
800 South Mint Street
Charlotte, NC 28202
(704) 358-7000

CHICAGO BEARS

Brandon Faber, Jared Ellerson,
Aaron Clark, Sharon Lehner
1920 Football Drive
Lake Forest, IL 60045
(847) 295-6600

CINCINNATI BENGALS

Emily Parker, PJ Combs,
Pete Schramm
One Paul Brown Stadium
Cincinnati, OH 45202
(513) 621-3550

CLEVELAND BROWNS

Peter John-Baptiste,
Rob McBurnett, Dan Murphy
76 Lou Groza Blvd.
Berea, OH 44017
(440) 891-5000

DALLAS COWBOYS

Rich Dalrymple, Scott Agulnek,
Joe Trahan, David Abbruzese
One Cowboys Parkway
Irving, TX 75063
(972) 556-9900

DENVER BRONCOS

Patrick Smyth, Erich Schubert,
Seth Medvin
13655 Broncos Parkway
Englewood, CO 80112
(303) 649-9000

DETROIT LIONS

Bill Keenist, Matt Barnhart, Deanna
Caldwell, Eamon Reynolds, Ben
Manges, Solomon Williams
222 Republic Drive
Allen Park, MI 48101
(313) 216-4000

GREEN BAY PACKERS

Jason Wahlers, Aaron Popkey,
Sarah Quick, Tom Fanning,
Nate LoCascio
1265 Lombardi Avenue
Green Bay, WI 54304
(920) 569-7500

HOUSTON TEXANS

Amy Palcic, Omar Majzoub,
Allie LeClair, Nathan Edwards
Two Reliant Park
Houston, TX 77054
(832) 667-2000

INDIANAPOLIS COLTS

Avis Roper, Matt Conti,
Christian Edwards,
Pamela Humphrey
7001 West 56th Street
Indianapolis, IN 46254
(317) 297-2658

JACKSONVILLE JAGUARS

Dan Edwards, Tad Dickman,
Alex Brooks, Andy Esworthy,
Gaby Moran, Amanda Holt
One EverBank Field Drive
Jacksonville, FL 32202
(904) 633-6000

KANSAS CITY CHIEFS

Ted Crews, Brad Gee, Luke
Shanno, Cydney Ricker
One Arrowhead Drive
Kansas City, MO 64129
(816) 920-9300

LOS ANGELES CHARGERS

Josh Rupperecht, Jamaal
LaFrance, Ren Rojas, Skip
Powers, Sr., Vernon Dennis
3333 Susan Street
Costa Mesa, CA 92626
(715) 540-7100

LOS ANGELES RAMS

Artis Twyman, Julia Faron,
Tiffany White, Travis Langer,
Joanna Hunter
29899 Agoura Road
Agoura Hills, CA
(818) 540-2016

MIAMI DOLPHINS

Jason Jenkins, Matt Taylor, Theresa
Manahan, Brett Brecheisen, Renzo
Sheppard, Sydney Wade, Gayle Baden
Baptist Health Training Facility
7500 SW 30th Street
Davie, FL 33314
(954) 452-7010

MINNESOTA VIKINGS

Bob Hagan, Tom West, Jeff
Anderson, Jon Ekstrom, Sam
Newton
9520 Viking Drive
Eden Prairie, MN 55344
(952) 828-6500

NEW ENGLAND PATRIOTS

Stacey James, Michael
Jurovaty, Aaron Salkin, Mark
Robbins, Anne Noland
One Patriot Place
Foxborough, MA 02035
(508) 543-8200

NEW ORLEANS SAINTS

Greg Bensel, Fitz Ollison,
Justin Maccione,
Doug Miller, Evan Meyers
5800 Airline Drive
Metairie, LA 70003
(504) 733-0255

NEW YORK GIANTS

Pat Hanlon, Cory Rush, Jennifer
Conley, Dion Dargin, Phyllis Hayes
Quest Diagnostic Training Center
1925 Giants Drive
East Rutherford, New Jersey 07073
(201) 935-8111

NEW YORK JETS

Bruce Speight, Jared Winley,
Meghan Gilmore, Nick Filis,
Eric Gelfand
Atlantic Health Jets Training Center
One Jets Drive
Florham Park, NJ 07932
(973) 549-4800

OAKLAND RAIDERS

Will Kiss, Erin Exum, Billy
Jones
1220 Harbor Bay Parkway
Alameda, CA 94502
(510) 864-5000

PHILADELPHIA EAGLES

Brett Strohacker, Anthony Bonagura,
John Gonoude, Zach Groen
One NovaCare Way
Philadelphia, PA 19145
(215) 463-2500

PITTSBURGH STEELERS

Burt Lauten, Dominick Rinelli,
Ryan Scarpino,
3400 South Water Street
Pittsburgh, PA 15203
(412) 432-7820

SAN FRANCISCO 49ERS

Bob Lange, Dan Beckler, Mike
Chasanoff, Roger Hacker, Peter
Volmut, Emily Lucas, Tessa Giammona
4949 Marie P. DeBartolo Way
Santa Clara, CA 95054
(408) 824-9900

SEATTLE SEAHAWKS

Dave Pearson, Lane Gammel,
Jeff Garza, Rich Gonzales,
Julie Barber, Kory Kemp
Virginia Mason Athletic Complex
12 Seahawks Way
Renton, WA 98056
(425) 203-8000

TAMPA BAY BUCCANEERS

Nelson Luis, Michael Peharich,
Allen Barrett, Chris King,
Brooke Skelley
One Buccaneer Place
Tampa, FL 33607
(813) 870-2700

TENNESSEE TITANS

Robbie Bohren, Dwight Spradlin,
Jared Puffer, Kim Smith
460 Great Circle Road
Nashville, TN 37228
(615) 565-4000

WASHINGTON REDSKINS

Tony Wyllie, Ross Taylor,
Zena Lewis, Tish Carmona
21300 Redskins Park Drive
Ashburn, VA 20147
(703) 726-7000



FITZGERALD NAMED NFL'S WALTER PAYTON CO-MAN OF THE YEAR

Wide receiver **Larry Fitzgerald** was named the co-winner of the 2016 "Walter Payton NFL Man of the Year" along with Giants QB Eli Manning at the NFL Honors prior to Super Bowl LI in February.

The "Walter Payton NFL Man of the Year" is the only league award that recognizes a player's off-the-field community service as well as his playing excellence. Fitzgerald, Manning and Carolina Panthers tight end Greg Olsen were the three finalists for the award.

"Our communities are better because of what Larry Fitzgerald, Eli Manning, Greg Olsen and the thousands of other outstanding NFL players bring to them," said Cardinals President Michael Bidwill. "They are all truly worthy of our recognition and appreciation. But at the Cardinals, we all know how special Larry is and why he is particularly deserving of this prestigious honor. What he has accomplished as a receiver in his 13 years in the NFL will be nearly impossible to match. Even more so is the level of class and integrity he has consistently brought to our league and our organization."

Fitzgerald joined Kurt Warner (2008) as the only players in Cardinals history to be named the "Walter Payton NFL Man of the Year."

Fitzgerald was named the "Arizona Cardinals/Walter Payton NFL Man of the Year" presented by Nationwide for the second time in his career (2012). He was recognized by Bidwill and representatives from Nationwide for his accomplishment following a practice last December.



CARDINALS WALTER PAYTON MAN OF THE YEAR SELECTIONS (SINCE 2001)

2001 – Kwamie Lassiter	2010 – Mike Leach
2002 – Jake Plummer	2011 – Calais Campbell
2003 – Levar Woods	2012 – Larry Fitzgerald (NFL Man of the Year finalist)
2004 – Anquan Boldin	2013 – Jay Feely (NFL Man of the Year finalist)
2005 – Kurt Warner	2014 – Calais Campbell
2006 – Deuce Lutui	2015 – Patrick Peterson
2007 – Deuce Lutui	2016 – Larry Fitzgerald (NFL Man of the Year co-winner)
2008 – Kurt Warner (NFL Man of the Year winner)	
2009 – Matt Leinart	

PATRICK PETERSON SERVES AS GUEST CONDUCTOR WITH THE PHOENIX SYMPHONY

Cornerback **Patrick Peterson** joined The Phoenix Symphony Season with a guest appearance to conduct the National Anthem last September at Symphony Hall as The Phoenix Symphony continued its 2016/17 season with its popular Bravo Broadway: Music of the Night program.

"We are grateful to have such a talented athlete and respected member of the community both on and off the field join us," said Jim Ward, CEO and President of The Phoenix Symphony.

The evening's program included three world-class Broadway soloists, including one of Broadway's favorite "Phantoms," Hugh Panaro, Tony nominee Christine Noll (Ragtime) and Drama Desk nominee Capathia Jenkins (Newsies).





INDEX

100-Yard Receiving Games	259-261	Miscellaneous Records, Team	281
100-Yard Rushing Games	258-259	Miscellaneous Stats, 2016	252
1947 Championship Team	293-294	Mobile App	222
2016 Final Statistics	234-235	NFL Weekly Schedule, 2017	416-418
2017 Cardinals Schedule	1	Offensive Rankings, Year-By-Year	401
300-Yard Passing Games	262-263	Overtime Games	404
All-or-Nothing Amazon Series Wins Emmy	440	Participation, 2016	250-251
All-Time Roster, Alpha & Numerical	297-314	Passing Yards, Single-Game Best	254-255
Arians, Bruce (Bio)	12-15	PFWA Awards, 2016	420
Assistant Coaches, All-Time	396-397	Phoenix Symphony (Peterson)	427
Assistant Coaches (Bios)	16-42	Player/Rookie of the Month, All-Time	158
Attendance Records, Game/Season	281	Player of the Week, All-Time	403
Awards (All-NFL/Postseason)	405-407	Player Personnel (Bios)	43-51
Bidwill, Michael J. (Bio)	6-8	Playoffs, All-Time	282
Bidwill, William V. (Bio)	5	Postseason Records, Individual/Team	282-284
Bidwill Coaching Fellowship	24	PR Contacts (NFL)	445
Bidwill in Georgetown Prep HOF	426	Pregame Entertainment Options	432
Big Red	439	Preseason Results, All-Time	374-376
Birthdays, Cardinals Players & Coaches	130	Primetime Games, All-Time	394-395
Broadcasting Info	442-443	Pro Bowlers, Alphabetical	402
Calendar, 2017 NFL Events	11	Pro Bowlers, By Year	401
Charities	422-423	Quarterbacks, 1960-2016	393
Cheerleaders	439	Radio Affiliates	442
Coaching Clinic	18	Receiving Yards, Single-Game Best	255
Community Involvement	424-425	Results, Year-By-Year	317-373
Daylight Saving	67	Retired Jerseys	315
Defensive Rankings, Year-By-Year	402	Retractable Roof Policy (NFL)	421
Defensive Statistics, 2016	236-238	Ring of Honor	398-400
Defensive Touchdowns, 1960-2016	391-392	Roof Open, Results	438
Directory, Cardinals Staff	3-4	Rushing Yards, Single-Game Best	254
Draft History	408-414	Schoenfeld Memorial Press Box	435
Flex Scheduling	419	Shutouts, All-Time	389
Game Summaries, 2016	242-249	Spanish Broadcasts	443
Game Summaries, Postseason in Arizona	285-290	Special Teams Touchdowns, 1960-2016	392
Game-By-Game Stats, 2016	240-241	Statistical Leaders, Year-By-Year	383-387
Greatest Comebacks, All-Time	275-277	Team-By-Team Results, NFL	377-382
Hall of Fame Cardinals	401	Thanksgiving Games	395
Hall of Fame Finalists (Warner, Coryell)	133	Tillman Locker at Training Facility	433
Hall of Fame Game, Cardinals History	444	Tillman Memorial	433
Hart, Jim (Ring of Honor Induction)	51	Turnover Differential, Year-By-Year	388
Head Coaches, All-Time	396	Twitter, Players/Coaches/Staff	427
Headshots, Administrative Staff	53-56	Two-Point Conversions, All-Time	390
History of Franchise	292-296	University of Phoenix Stadiums, Championships	420
Home Stadiums	436	University Of Phoenix Stadium, Info	428-435
Keim, Steve (Bio)	10-11	University Of Phoenix Stadium, Seating	436
License Plates, Cardinals	87	University Of Phoenix Stadium, Sellout Streak	438
London Game, Cards Play at Twickenham	419	University Of Phoenix Stadium, Parking	437
Longest Plays	256-257	Warner, Kurt (Hall of Fame Induction)	448
Longevity Records, Individual	274	Walter Payton NFL Man-of-the-Year, Fitzgerald	427
Minegar, Ron (Bio)	9		



KURT WARNER SELECTED TO PRO FOOTBALL HALL OF FAME

Former Cardinals QB **Kurt Warner** was among the seven individuals selected to the Pro Football Hall of Fame Class of 2017 at the selection committee's annual meeting in February.

Warner joins kicker Morten Anderson, running back Terrell Davis, safety Kenny Easley, defensive end Jason Taylor, running back LaDainian Tomlinson and Cowboys owner Jerry Jones in the 2017 Hall of Fame Class.

"This is an extraordinary honor for an extraordinary person," said Cardinals President Michael Bidwill. "Every day and in every possible way Kurt Warner has demonstrated the excellence for which the Hall of Fame stands, and we are thrilled to see him take his rightful place among the game's all-time greats."

Warner spent five seasons (2005-09) in Arizona, starting 57 of 61 games while leading the Cardinals to their first-ever Super Bowl appearance in Super Bowl XLIII following the 2008 season. He led Arizona to back-to-back NFC West titles in 2008-09 while re-writing the franchise record books in the process. During the 2008 season Warner established Cardinals regular season franchise records for attempts (598), completions (401), completion percentage (67.1) and consecutive games with a TD pass (22). His 30 TD passes and 96.9 passer rating in 2008 represent the second-best single-season totals in franchise history (Carson Palmer, 35 TDs and 104.6 rating in 2015). Warner posted three of the top five highest single-season completion percentage totals in team history and threw for 300+ yards in a franchise record 22 games.

A two-time NFL MVP and Super Bowl XXXIV MVP, Warner played 12 seasons in the NFL with the Rams (1998-2003), Giants (2004) and Cardinals (2005-2009). He is one of just three QBs in NFL history (Peyton Manning and Craig Morton) to take two different teams to the Super Bowl. One of the greatest postseason performers in NFL history, Warner owns three of the top four passing totals in Super Bowl history.

This marks the second time in four years that a Cardinals player was selected to the Hall of Fame. CB Aeneas Williams was among the six members of the 2014 Hall of Fame class. Warner becomes the 13th member of the Cardinals organization elected to the Hall of Fame. The others are Charles W. Bidwill, Sr. (Owner, Class of 1967), Jimmy Conzelman (Coach, Class of 1964), T Dan Dierdorf (Class of 1996), HB John "Paddy" Driscoll (Class of 1965), CB Dick "Night Train" Lane (Class of 1974), HB Ollie Matson (Class of 1972), HB Ernie Nevers (Class of 1963), TE Jackie Smith (Class of 1994), HB Charley Trippi (Class of 1968), CB Roger Wehrli (Class of 2007), CB Aeneas Williams (Class of 2014) and S Larry Wilson (Class of 1978).

The Hall of Fame Class of 2017 will be inducted on Saturday, August 5 at the Hall of Fame Enshrinement Ceremony in Canton, OH.

Two others with Cardinal ties were finalists in 2017 – former head coach Don Coryell (1973-77) and guard Alan Faneca (2010). It marked the fourth time overall and third straight year Coryell was a finalist, while Faneca has reached the finalist stage in each of his first two years of eligibility.



CARDINALS MEDIA RELATIONS CONTACTS

Mark Dalton Vice President, Media Relations
Office Direct Phone 602/379-1720
Office E-mail mdalton@cardinals.nfl.net

Chris Melvin Director, Media Relations
Office Direct Phone 602/379-1882
Office E-mail cmelvin@cardinals.nfl.net

Mike Helm Manager, Media Relations
Office Direct Phone 602/379-1647
Office E-mail mhelm@cardinals.nfl.net

Chase Russell Media Relations Coordinator
Office Direct Phone 602/379-1620
Office E-mail crussell@cardinals.nfl.net


Imani Suber Media Relations Coordinator
Office Direct Phone 602/379-1724
Office E-mail isuber@cardinals.nfl.net



**ARIZONA
CARDINALS**

2017 Media Guide Credits: Written and edited by the Arizona Cardinals Media Relations department: Mark Dalton, Chris Melvin, Mike Helm, Chase Russell and Imani Suber, with special acknowledgement to all past Cardinals public and media relations staff members who have contributed to this publication through the years. Primary photography provided by team photographer Gene Lower and Peter Vander Stoep. Special editorial and statistical assistance provided by Santo Labombarda and the Elias Sports Bureau as well as Pete Fierle and the Pro Football Hall of Fame. Additional editorial assistance from T.J. Troup and Michael Brenner.

Design: Mike Chavez and Amy Robinson.

Printed by: **prisma** 
message to market

S



SYRACUSE

2017-18

MEN'S BASKETBALL

AN ORANGE BRIDGE

- 24 Syracuse players have been selected in the first round of the NBA Draft since 1966.
- A Syracuse player has been taken in the first round of the NBA Draft in nine of the last 10 years.
- Dave Bing was the first Syracuse representative to be taken in the first round. Detroit made Bing the second overall pick in 1966.
- Eight SU performers have been top-10 picks in the nba draft.
- The most Syracuse players taken in one draft, three, has happened five different times: 1957, 1981, 1983, 1986 and 2012.
- Syracuse has had a player selected in the first round of the NBA Draft in six consecutive years. only Kentucky (eight) and Duke (seven) have longer streaks.
- Syracuse's most recent selection was in the 2017 Draft: Tyler Lydon was picked 24th overall by the Utah Jazz and then traded to the Denver Nuggets.




TYLER ENNIS

CHRIS MCCULLOUGH



CARMELO ANTHONY

MICHAEL CARTER-WILLIAMS



MICHAEL GBINIJÉ

TO THE NBA

**MALACHI
RICHARDSON**

**TYLER
LYDON**

**WESLEY
JOHNSON**

**DION
WAITERS**

**JERAMI
GRANT**

- The first Syracuse players taken in the NBA Draft were Billy Gabor and Ed Stickel, who were both selected as "territorial" picks by Rochester in 1948.
- Danny Schayes owns the longest tenure of any Syracuse player in the NBA at 18 seasons.
- Carmelo Anthony has surpassed 20,000 points, Dave Bing 15,000 and Derrick Coleman 10,000 in their NBA careers.
- 13 Syracuse players went to NBA training camps in 2017: Anthony (Oklahoma City), Michael Carter-Williams (Charlotte), Tyler Ennis (LA Lakers), Jerami Grant (Oklahoma City), Michael Gbinije (Golden State), Wesley Johnson (LA Clippers), Lydon (Denver), Chris McCullough (Washington), Andy Rautins (Toronto), Malachi Richardson (Sacramento), James Southerland (Golden State), Dion Waiters (Miami) and Andrew White (Boston).



SYRACUSE



One of the “Seven Wonders” of the college athletics world, the Carrier Dome was the first domed stadium in the Northeast. Since it opened in 1980, more than 15 million fans have passed through the building’s gates to watch Syracuse basketball. The Orange has led the nation in home attendance average 14 times. More than 30,000 fans have gathered at the Carrier Dome on 82 occasions, including twice last season. Syracuse owns an NCAA on-campus record crowd of 35,446 from 2013-14 and 2014-15 pairings with ACC rival Duke.



THE LOUD HOUSE

Syracuse has led the nation in home average attendance 14 times since the Carrier Dome opened prior to the 1980-81 season.

1984-85	1991-92
1985-86	1992-93
1986-87	1993-94
1987-88	1994-95
1988-89	2004-05
1989-90	2013-14
1990-91	2014-15

SYRACUSE



Syracuse has secured its spot on the list of elite programs in the nation by advancing to the Final Four six times, including two times in the last six years. The Orange made its first appearance in 1975. In 1987, Syracuse advanced to the national championship game for the first time, a feat it repeated in 1996. The 2003 squad brought home the program's first national title after defeating Kansas, 81-78, in the title game. Syracuse returned to the Final Four in 2013 and 2016, extending the program streak of appearances to five straight decades.



1974-75



1986-87



1995-96



2002-03



2012-13



2015-16

SYRACUSE

ORANGE AND

OLYMPIC GOLD

Head coach Jim Boeheim has served as an assistant coach on Mike Krzyzewski's staff for USA Basketball for the past three Olympics, helping the United States to three consecutive gold medals. A key member of those three teams was former Syracuse All-American Carmelo Anthony, who became the first American to win three gold medals on the hardwood when the U.S. was victorious in Rio in 2016. Anthony now holds U.S. men's basketball Olympic records in several categories, including games played, points, rebounds and free throws made.



SYRACUSE

FIRST-CLASS

FACILITIES

The Carmelo K. Anthony Basketball Center is the home of Syracuse basketball. The \$19 million dollar facility officially opened in September 2009 with a ribbon-cutting ceremony, which included the building's namesake - Carmelo Anthony. The "Melo Center", as it is commonly referred to, includes two NCAA regulation-size practice courts, a weight room, training room, equipment room, locker rooms and coaches offices. In addition, fans can relive some of the greatest moments in Syracuse basketball history in the building's Hall of Fame Wing.



Practice Courts



Hall of Fame



Training Room



Weight Room



SYRACUSE

THIS IS

SYRACUSE UNIVERSITY

Syracuse University is a private research university of extraordinary academics, distinctive offerings and an undeniable spirit. With a gorgeous campus in the heart of New York state, a global footprint and nearly 150 years of history, Syracuse provides a quintessential college experience.

Deeply focused on our students, Syracuse University's investment in research means that undergraduates and graduates collaborate with some of the finest scholars and most nurturing faculty in the world. Syracuse's ongoing excellence in the liberal arts and professional disciplines prepares students to achieve personal and professional success.

The Syracuse University classroom spans the globe, with immersion sites in major metropolitan hubs such as New York City and Los Angeles; and study abroad centers on three continents. Syracuse's student body is diverse on multiple dimensions, and represents all 50 states and more than 115 countries.

Syracuse University's proud commitment to veterans and their families is unrivaled in higher education. From the leading role it played in the original G.I. Bill, to launching the nationally-recognized Institute for Veterans and Military Families, the University continues to honor and expand upon this legacy.

With more than a quarter million alumni living in 162 countries, the University is recognized for the strength of its alumni network and the positive — and transformative — impact graduates continue to have on the world.

Newhouse 3




Maxwell School



Hall of Languages



SYRACUSE



PROMINENT

ORANGE

ARCHITECTURE/ARTS

Thom Filicia '92
Bruce Fowle '60
Adam Gross '79
Richard Hayden '60
Betsey Johnson '64
Warren Kimble '57
Sol LeWitt '41
Bill Viola '73

ATHLETES

Jim Brown '57
Dave Bing '66
Larry Csonka '68
Ernie Davis '62
Dwight Freeney '02
Gary Gait '90
Floyd Little '67
John Mackey '63
Julie McBride '04
Donovan McNabb '99
Don McPherson '88
Art Monk '80
Jim Nance '65
Kathrine Switzer '68, G'72
Etan Thomas '00

BUSINESS

Steven Barnes '82
Louis Giuliano '68
Bronagh Mullan Hanley '90
Peter Hebert '99
Marvin Lender '63
Ross Love '68
John Mandyck '89, G'92
Elsa Reichmanis '72, G'75
Jennifer Spaulding '98
John Sykes '77

COACHES

Jim Boeheim '66
Tom Coughlin '68
John Desko '91
Frank Hamblen '69
Doug Marrone '91
Roy Simmons Sr. '25
Roy Simmons Jr. '59

EDUCATION

Charles Baquet G'75
Molly Corbett Broad '62
Michael Crow D'85
Donna Shalala G'70, H'87

ENTERTAINMENT

Brad Anderson '51
Robb Armstrong '85
Emme Aronson '85
Craig Borten '87
Dick Clark '51
Denise Cramsey '90
Taye Diggs '93
Vera Farmiga '95
Frank Langella '59
Arielle Tepper Madover '94
Jessie Mueller '05
Lou Reed '64
Chris Renaud '89
Tom Everett Scott '92
Aaron Sorkin '83
Jerry Stiller '50
C.J. Strock '00
Drew Taggart '12
Vanessa L. Williams '86

ENTREPRENEURS

Dennis Crowley '98
Eric Mower '66, G'68,
Ian Schrager '68
Gianfranco Zaccai '70

GOVERNMENT

Joe Biden G'68
James B. Cunningham '74
Steven Rothman G'74

HEALTH & SCIENCE

Cornelia Maria Clapp (G 1889)
Sarah Loguen Fraser (1876)
Robert Jarvik, M.D. '68, H'83

JOURNALISM/MEDIA

Samantha Brown '92
Diane Camper '68
Megyn Kelly '92
Rami Khouri '70, G'98
Ted Koppel '60
Hilton J. Kramer '50, H'76
Steve Kroft '67
Jim Morin '75
Eli Saslow '04
Dorothy Thompson '14
Robin Toner '76

LAW

Belva Ann Lockwood
(1857, G 1872, H 1909)
Elliot Portnoy '86

LITERATURE

Stephen Crane (1891)
Joyce Carol Oates '60
Alice Sebold '84
George Saunders G'88
Cheryl Strayed G'02
Elizabeth Strout '82

NONPROFIT

Ruth Johnson Colvin '59, H'84
Cissy Elm '94
Collin O'Mara G'06,
John Tsebe '81

SPORTSCASTERS

Marv Albert '63
Len Berman '68
Carter Blackburn '01
Bob Costas '74
Ian Eagle '90
Marty Glickman '39
Sean McDonough '84
Beth Mowins G'90
Dave O'Brien '86
Dave Pasch '94
Dave Ryan '89
Anish Shroff '04
Dick Stockton '64
Mike Tirico '88

SPACE EXPLORATION

Waleed Abdalati '86
Col. Eileen Collins '78
Story Musgrave '58
Sean C. O'Keefe G'78
His Royal Highness Prince
Sultan bin Salman Al Saud G'99



Joe Biden



Eileen Collins



Mike Tirico

SYRACUSE

ACADEMIC

SUCCESS

The men's basketball team achieved a perfect multi-year rate in the Academic Progress Report (APR) released by the NCAA last spring.


For the 2015-16 academic year, each of Syracuse's programs surpassed the minimum threshold of 930. Among the specific highlights at Syracuse were:

- The men's basketball program and women's soccer program had a perfect 1,000 multi-year average.
- Fourteen programs posted perfect scores of 1,000 in a single year, including men's and women's basketball, men's and women's cross country, men's and women's lacrosse, men's and women's indoor and outdoor track & field, ice hockey, women's soccer, tennis and volleyball.
- Six teams had a perfect single-year score for the third consecutive year, including men's cross country, men's indoor and outdoor track & field, women's basketball, ice hockey and tennis.
- Syracuse University produced a single-year score of 990 for the athletic program, equaling the highest single-year score at the school. The multi-year institutional score of 985 also tied for the highest in program history.


The APR number is determined through the tracking of individual student progression and accumulated program progression at each Division I institution. Scholarship student-athletes earn a point each semester for remaining eligible and a second point for staying enrolled or graduating. The four-year APR is compiled by averaging each program's performance over a four-year period.



Craig Forth
2004-05 BIG EAST
Conference Scholar Athlete



Marius Janulis
1998 NCAA Post-Graduate
Scholarship Winner



Danny Schayes
1981 CoSIDA First Team
Academic All-American

SYRACUSE



Eleven teams represented Syracuse at National Championship events and 25 student-athletes earned All-America recognition in a 2016-17 season packed with success stories.

A year-end review reveals a number of highlights for the Orange:

- 11 teams had competitors involved with National Championship appearances;
- 14 programs recorded a perfect 1,000 Academic Progress Rate (APR) score;
- The Orange boasted 25 All-Americans;
- Seven student-athletes earned conference player of the year awards;
- Four coaches were selected as ACC Coach of the Year in their respective sport;
- More than 600 Syracuse student-athletes combined to post a cumulative 3.08 grade point average;
- Four student-athletes -- Cameron MacPherson (football), Hendrik Hilpert (men's soccer), Colin Bennie (cross country/track & field), and Adam Palamar (cross country/track & field) -- earned Academic All-America honors.

Syracuse's 11 teams that represented the Orange at National Championship events included: men's and women's rowing, men's and women's lacrosse, women's basketball, men's cross country, men's soccer, field hockey, men's indoor track and field, and men's and women's outdoor track and field.

The 14 teams with a perfect 1,000 APR single-year scores included: men's and women's basketball, men's and women's cross country, men's and women's lacrosse, men's and women's indoor and outdoor track & field, ice hockey, women's soccer, tennis and volleyball.



Field Hockey



Women's Basketball



Men's Soccer

SYRACUSE

Contents/Directory

The Syracuse Perspective

Athletics Administration	202-207
Athletic Director John Wildhack.....	201
Carmelo K. Anthony Center	198-199
Chancellor and President	
Dr. Kent Syverud.....	200
Covering the Orange	11-12
Head Coaches	207
Orange on TV and Radio	13
Orange and USA Basketball.....	196-197

2017-18 Season Preview

2017-18 Orange Preview.....	14-15
Assistant Coaches & Staff.....	46-55
Head Coach Jim Boeheim.....	34-46
Boeheim Foundation.....	42
Boeheim Court.....	42
Boeheim Hall of Fame.....	41
Boeheim In Overtime.....	40
Boeheim Series Records.....	40
Boeheim Rankings.....	39
Boeheim Record Breakdown.....	38
Boeheim and USA Basketball.....	43-45
Player Profiles	16-33
Preseason Predictions.....	208
Syracuse Radio/TV Roster	IBC

2016-17 Season In Review

2016-17 The ACC	88
2016-17 Game Summaries.....	62-75
2016-17 Highs & Lows.....	60
2016-17 Individual Statistics.....	57
2016-17 Record Breakdown	59
2016-17 Results.....	58
2016-17 Season Review	56
2016-17 Team Game-by-Game	62
2016-17 Individual Highs.....	61

2017-18 Opponents

Opponent Information	77-83
Results vs. 2017-18 Opponents	84-87
Series Records vs. 2017-18 Opponents.....	76

The Dome

Attendance	180-183
Year-by-Year Dome Attendance.....	180
NCAA Attendance Rankings	182-183
The 30,000 Club.....	181
Carrier Dome Facts	178
Opponent Dome Records	185
Syracuse Dome Series Records.....	179
Syracuse Dome Records	184

Syracuse University Mailing Address

Syracuse Men's Basketball Office
Carmelo K. Anthony Basketball Center
1301 Colvin Street
Syracuse, NY 13244-5020

Syracuse History

All-Century Team	109
All-Americans	172-173
Coaches' Won-Lost Records.....	111
Conference Honors.....	174-175
Game-By-Game Scores.....	120-143
Honors	170-171
Jersey Numbers	168-169
Lettermen	159-161
NCAA Championship Games	116
NCAA Series Records	113
NCAA Tournament.....	112-113
NIT Results	117
Orange In The Hall of Fame	170
Orange In The NBA.....	189-195
Retired Jerseys.....	166-167
Series Records	118-119
Starting Five.....	162-163
Syracuse Academic Honors	171
Syracuse In The Polls.....	146
Syracuse vs. AP Ranked	
Opponents.....	144-145
Syracuse Number Ones	186
Syracuse NBA Draft Picks.....	187-188
Syracuse at MSG.....	176-177
Year-By-Year Record	110-111

Records

Home Court Records	95
Individual Game Records	91-93
Assists	104
Blocks	105
Double-Figure Scoring	108
Field Goals and Free Throws	107
Minutes.....	108
1,000 Career Points.....	97-99
Points.....	100
Rebounds	102-103
Steals	106
Three-Point Field Goals.....	108
Individual Statistics - 1980-2016.....	147-158
100-Point Games.....	96
Opponent NCAA Tournament Records ..	115
Opponent Records.....	94
Point Differential Records.....	96
Streaks	96
Syracuse NCAA Tournament Records..	116
Team Game Records	89
Team Season Records.....	90
Team Statistics - 1949-2017	166-167

Men's Basketball Staff

Coaching Staff.....315-443-2082

Jim Boeheim '66, Head Coach
Adrian Autry '94, Associate Head Coach
Allen Griffin, '01, Assistant Coach
Gerry McNamara '06, Assistant Coach

Basketball Office.....315-443-2082

Ashley Hoffman, Administrative Assistant to Assistant Coaches
Kelly Taylor, Administrative Assistant to Coach Boeheim

Basketball Support Staff

Todd Blumen '92, Video Coordinator/Producer.....	443-3077
Ryan Cabiles, Director of Strength and Conditioning.....	443-2350
Pete Moore, Director of Athletic Communications.....	443-2608
Brad Pike, Assistant Athletics Director/Sports Medicine.....	443-2084
Katie Scanlon, Director of Academics For Student-Athlete Development	443-5395
Dan Shworles, Asst. Equipment Manager	443-2358
Kip Wellman, Director of Basketball Operations.....	443-1262

Athletics Department Directory

Director of Athletics	John Wildhack	443-8705
Senior Administrator, Asst. to the Director of Athletics	Mary Kelly.....	443-8705
Senior Deputy Director of Athletics.....	Herman Frazier	
Deputy Athletics Director/External Operations.....	Chris Fuller	
Deputy Athletics Director/Chief Financial Officer.....	Kristen Jones Kolod	
Deputy Athletics Director/Senior Woman Administrator.....	Kimberly Kennan-Kirkpatrick	
Assistant Provost/Student-Athlete Development	Tommy Powell	
Executive Senior Associate AD/Chief Communications Officer....	Sue Edson	
Executive Director for Athletic Development.....	Bob Arkeilpane	
Senior Associate Athletics Director/Administration	Jamie Mullin	
Associate Athletics Director/Business Development.....	Anthony DiFino	
Associate Athletics Director/Ticket Sales & Operations.....	Jeremiah Maher	
Assistant Athletics Director/Facilities and Event Operations	Morey Mossovitz	
Director of Compliance.....	Mark Wheeler	
Faculty Athletics Representative	Rick Burton	
Athletic Communications		443-2608
Carrier Dome		443-4634
Compliance		443-1265
Corporate Sponsorship/Syracuse IMG Sports		445-2500
Development/Orange Club		443-1419
Marketing		443-3042
Multi-Media/Radio		443-3229
Spirit Program		443-2561
Sports Medicine		443-2085
Stevenson Educational Center (Academic Support)		443-2702
Strength and Conditioning		443-2350

Credits

The 2017-18 Syracuse University Men's Basketball Guide is a copyright production of the Syracuse University Athletic Communications Department, Manley Field House, Syracuse, NY 13244.

Editor: Pete Moore

Editorial Assistants: Sue Cornelius Edson, Susie Mehninger, Tim Beauvais. Current students Edan Michener and Connor Smith.

Cover Design: Old Hat Creative, Susie Mehninger

Photography: Mike Okoniewski, Chuck Wainright, Stephen Parker, Gerry Young, John Dowling, Tim Stachecki, Steve Slade, NBA Entertainment, NBA Photos, NBA Teams, Jesse Garabrant, Getty Images, Jeff Hinds, opponent sports information offices, Pro Football Hall of Fame, USA Basketball and FIBA Basketball.

Printing: Eastwood Litho, Inc., Syracuse, N.Y.

The NCAA Division I Committee on Infractions issued a decision dated March 6, 2015, (the "Decision") in which the Committee found Syracuse University responsible for certain violations of NCAA legislation. The specific infractions, largely arising out of conduct from the past decade that the University voluntarily self-reported to the NCAA, regard: (a) impermissible extra benefits in the form of money, food, or transportation provided to certain student-athletes on the Men's Basketball, Women's Basketball, and Football teams by a non-employee representative of the University's athletics interest; (b) unethical conduct committed by three football student-athletes and a part-time tutor regarding the student-athletes' involvement in an internship for academic credit at the part-time tutor's place of full-time employment; (c) the former director of basketball operations and a former receptionist's unethical conduct when they engaged in academic fraud with a former Men's Basketball student-athlete; (d) a former tutor and a former receptionist provision of impermissible academic extra benefits to three former men's basketball student-athletes; (e) although testing and enforcement occurred, the University's failure to follow its written drug testing procedures for student-athletes; (f) Men's basketball staff's provision of more than two complimentary admissions on several occasions; (g) three athletics department staff members failure to report outside income or benefits to the University's chancellor; (h) former student-athletes participation in approximately 12 promotional activities without completing the promotion activity forms, and one former student-athlete fundraising for a charitable organization when the funds actually went to a commercial entity; (i) a former women's basketball student-athlete participation in an organized basketball game outside of intercollegiate competition; (j) two institutional employees provision of impermissible transportation to one former Men's Basketball student-athlete and one former Football student-athlete; (k) the head basketball coach failure to promote an atmosphere of compliance within his program or to monitor the activities of those who reported directly and indirectly to him; and (l) the University's failure to exercise control and monitor the conduct and administration of its athletics programs. In the Decision, the Committee on Infractions imposed a period of five years of probation on the University from March 6, 2015, through March 5, 2020. Additional information regarding the Decision and the penalties it imposed are available upon request.

SYRACUSE

Covering the Orange



Athletic Communications - (315) 443-2608
Press Row Phone - (315) 443-4241 (gameday)

Interview Opportunities

- **Postgame:** The Syracuse locker room is open following Coach Jim Boeheim's postgame press conference in the media room.
- **Coach Boeheim:** Outside of postgame interviews and specific media interview days, media should contact Pete Moore in Athletic Communications (315-443-2080) to check on Coach Boeheim's availability.
- **Student-Athletes:** Please respect the privacy of the student-athletes and their families and do not contact them by any means, without working through the Athletic Communications Office. Interviews should not be conducted without making the arrangements through Pete Moore in Athletic Communications.
- **Attending Practice:** Contact Pete Moore to obtain the practice schedule and site, to learn if the practice is open, and to notify him if you plan to attend. REPORTING ON INJURIES OR THE SPECIFIC PRACTICE YOU OBSERVE IS PROHIBITED.

Media Credentials and Scouting Passes

- Season and individual game requests for working press credentials for media or scouting should be made online via the PressPass media credential system. Please visit www.SportsSystems.com/Syracuse to apply for credentials. Communication regarding your request will be made via e-mail. Contact the Athletic Communications Office with questions. Please make requests at least one week prior to the game.
- Visiting team media should contact the opponent SID to be placed on their official list.
- Requests from NBA scouts will be honored as space permits.
- Passes not picked up one day in advance will be at the Will Call window at Gate B of the Carrier Dome 90 minutes prior to tipoff.
- **Gameday requests will not be honored.**

Photographers

- Syracuse subscribes to the policy suggested by the NCAA Public Relations Committee, in conjunction with the National Press Photographers Association. Photographers must have a game photo credential or Carrier Dome photo button. Still photographers will be permitted to shoot on the east side of each basket on the baseline (and are not permitted to stand during game action).

Radio

Broadcast Lines

- Radio lines (\$90 each) and one ISDN line (\$150) are available for non-conference visiting radio broadcasts. Radio lines for ACC games are made available in accordance with conference guidelines. All requests must be made in advance to Kerry Atkinson, General Manager, Syracuse IMG Sports (315) 445-2500.

Additional Phone Lines

- If additional lines are needed, please call Verizon at (888) 483-9311.

Telephones

- Outside telephone lines are available in the media work room on a first-come, first-served basis. There are no telephones courtside for filing and the use of cell phones at courtside is prohibited. To order a private phone, call April Carlson, Verizon (888) 483-9311.

Services

- Wireless internet access is available throughout the Carrier Dome.
- Stat packets are available approximately 20 minutes after the game.
- Quotes from Coach Jim Boeheim and selected Syracuse student-athletes are available at Cuse.com approximately one hour after home games.
- A complete meal is served pre-game. There is continuous beverage service throughout the game.

Television

- A rotation of video pool reporters will be established for the home games. Stations covering the game may shoot on the photo deck on a space-available basis. Videographers will not have seats on press row.

ACC Teleconference

- The 15 ACC head basketball coaches will be featured on nine Monday teleconferences during the 2017-18 season. The season's first teleconference will take place on Monday, January 8, 2017 and continue through Monday, February 26. Each coach will have 10 minutes to make an opening statement and answer questions. There will be a replay of each teleconference on the Conference's internet site theACC.com each Monday afternoon.

theACC.com

- The ACC has complete and up-to-date information on its Internet website at www.theacc.com. The site contains current news on all happenings around the ACC, including the 15 men's basketball schools.

Syracuse

Boston College
Clemson
Duke
Florida State
Georgia Tech
Louisville
Miami
North Carolina
NC State
Notre Dame
Pittsburgh
Virginia
Virginia Tech
Wake Forest

Cuse.com

bceagles.com
clemsontigers.com
goduke.com
seminoles.com
ramblinwreck.com
gocards.com
hurricanesports.com
goheels.com
gopack.com
und.com
pittsburghpanthers.com
virginiasports.com
hokiesports.com
wakeforestsports.com

SYRACUSE

Covering the Orange

Cuse.com

The ultimate and most comprehensive web site about Syracuse University Athletics - Cuse.com - features information on all 20 Syracuse University athletics teams.

The site includes student-athlete and coaching staff biographies, up-to-the minute Orange athletics news, game notes (PDF files), press conference transcripts, rosters, schedules and results, feature stories, and video streaming.

The site features live in-game statistics for almost all home events, information about SU athletics facilities, the Carrier Dome, ticket and merchandise information, SU's athletics staff, student-athlete academic services, Syracuse IMG Sports, NCAA Compliance, sports medicine, Orange Club and Varsity Club. In addition, directions to athletics venues are provided on each sport page. A comprehensive search engine provides fast links to every story on the site.

Cuse TV is Syracuse's multi-media package hosted by Cuse.com. Cuse TV offers exclusive and comprehensive coverage of Syracuse Athletics. Live and archived content includes complete game webcasts, highlights, interviews, press conferences, features, and the radio and television productions from the Syracuse IMG Sports Network and ACC Network Extra.



@Cuse_MBB



@Cusepics



SyracuseOrange



/Syracuse Orange

Suggested Media Hotels

Sheraton Syracuse University Hotel & Conference Center

801 University Avenue
Syracuse, N.Y. 13210
(315) 477-3000 / (315) 477-8247
Contact: Joseph Cifaratta

Doubletree Hotel

6301 State Route 298
East Syracuse, N.Y. 13057
(315) 432-0200
Contact: Bill Williams

Genesee Grande

1060 East Genesee Street
Syracuse, N.Y. 13210
(315) 476-4212 / (800) 365-HOME
Contact: Jodi O'Key

Ramada East Syracuse

6555 Old Collamer Road South
East Syracuse, N.Y. 13057
(315) 437-2761 / (800) 431-2761
Contact: Shelly Polge

Holiday Inn - Airport

441 Electronics Parkway
Liverpool, N.Y. 13088
(315) 457-1122
Contact: Rachel Block

Embassy Suites Hotel

6646 Old Collamer Road
East Syracuse, N.Y. 13057
(315) 446-3200 / (800) 362-2779
Contact: Matt Scaramastra

Crowne Plaza Hotel

701 East Genesee Street
Syracuse, N.Y. 13210
(315) 479-7000 / (800) 227-6963
Contact: Michael Cotanch

Comfort Inn and Suites

6701 Buckley Road
North Syracuse, N.Y. 13212
(315) 457-4000 / (315) 430-2496
Contact: Tanya Glason

Courtyard by Marriott

6415 Yorktown Circle
East Syracuse, N.Y. 13057
(315) 432-0300
Contact: Thomas Carracci

Residence Inn by Marriott

6420 Yorktown Circle
East Syracuse, N.Y. 13057
(315) 432-4488
Contact: Kristen Warren



Directions to the Carrier Dome

Syracuse is located at the intersection of the New York State Thruway (I-90) and Interstate 81.

From the North (including Syracuse's Hancock Airport): Take Interstate 81 south to exit 17 or 18. On Game day: If you have been issued press parking for the Standart Street lot, take exit 17 and turn right on State Street. At the third light, turn right on Castle Street and see the instructions below*. If you do not have press parking, take exit 17 and follow the signs for Carrier Dome parking. No Game: Take exit 18 and turn left on Adams Street. At the second light, turn right on Irving Avenue. Follow Irving Avenue until the Carrier Dome appears on the left.

From the South: Take Interstate 81 north to exit 17 or 18. On Game day: If you have been issued press parking for the Standart Street lot, take exit 17. Turn right on Salina Street and continue until Castle Street. Turn right on Castle and see the instructions below*. If you do not have press parking, take exit 17 and follow the signs for Carrier Dome parking. No Game: Take exit 18 and turn right on Adams Street. At the second light, turn right on Irving Avenue. The Carrier Dome appears on the left.

From the East: Take the New York State Thruway to exit 36. Follow I-81 south to exits 17 or 18 and follow the above instructions for "From the North."

From the West: Take the New York State Thruway to exit 39. Follow I-690 to I-81 and follow the above instructions for "From the North."

*** From Castle Street:** Bear left under the railroad tracks where Castle becomes Renwick Ave. Take a sharp left on to Fineview Place. Cross East Raynor Avenue, turn left on Standart Street and turn right into the lot.

SYRACUSE

The Orange On Television And Radio

Syracuse On Television

Every Orange outing will be televised, including 11 games on either ESPN, ESPN2, or ESPNU. The Orange will appear on two regular-season CBS telecasts and 15 on the ACC Network or ACC Network Extra. The Regional Sports Network has two Syracuse conference games on its schedule. In addition, ESPN owns the rights to the ACC Tournament and CBS carries the NCAA Tournament. The schedule includes:

	Nov. 29	Hoopball Miami Invitational	5:30 p.m.
	Dec. 5	vs. Kansas	
	Dec. 5	Jimmy V Classic	9:00 p.m.
		vs. Connecticut	
	Jan. 6	NOTRE DAME (or ESPN2)	3:15 p.m.
	Feb. 5	at Louisville	7:00 p.m.
	Feb. 21	NORTH CAROLINA	7:00 p.m.
	Feb. 24	at DUKE (or ESPN2)	TBD
	Nov. 27	Big Ten/ACC Challenge	7:00 p.m.
	Dec. 27	MARYLAND	
	Dec. 31	VIRGINIA TECH	6:00 p.m.
	Jan. 3	at Wake Forest	7:00 p.m.
	Jan. 24	BOSTON COLLEGE	7:00 p.m.
	Dec. 16	at Georgetown	12:30 p.m.
	Feb. 17	at Miami	12:00 p.m.
	Jan. 9	at Virginia	8:00 p.m.
	Jan. 13	at Florida State	2:00 p.m.
	Jan. 27	at Pittsburgh	4:00 p.m.
	Jan. 31	at Georgia Tech	8:00 p.m.
	Feb. 3	VIRGINIA	4:00 p.m.
	Feb. 11	WAKE FOREST	1:00 p.m.
	Feb. 14	NC STATE	9:00 p.m.
	Mar. 3	CLEMSON	2:00 p.m.
	Nov. 10	CORNELL	7:00 p.m.
	Nov. 14	IONA	7:00 p.m.
	Nov. 18	TEXAS SOUTHERN	7:00 p.m.
	Nov. 20	OAKLAND	7:00 p.m.
	Nov. 22	TOLEDO	7:00 p.m.
	Dec. 19	BUFFALO	7:00 p.m.
	Dec. 22	ST. BONAVENTURE	7:00 p.m.
	Jan. 16	PITTSBURGH	9:00 p.m.
	Feb. 28	at Boston College	9:00 p.m.

Coach Boeheim On Television

"Syracuse Sidelines," a weekly interview and highlight show, features head coach Jim Boeheim with co-hosts Matt Park '97, the "Voice of the Orange," and Mark Larson. The 30-minute program airs live Thursdays during the basketball season at 8:00 p.m. on Spectrum News and is available at other times on outlets throughout the state (check local listings).

The ACC on Television

All 135 ACC regular-season league games and each of the 14 New York Life ACC Tournament games are slated to be televised on an ESPN network, the ACC Network, ACC Network Extra, CBS Sports, or Regional Sports Networks (RSN).

Fans will be able to view home nonconference games solely via ACC Network Extra. In addition to that exclusive content, all games carried on an ESPN platform, the ACC Network or RSN will also be available via ACC Network Extra or the Watch ESPN app.

Each of the ACC controlled regular-season games in 2017-18, with the exception of the CBS telecasts, will be available through WatchESPN, accessible online at WatchESPN.com, on smartphones and tablets via the WatchESPN app, and streamed on televisions through Amazon Fire TV and Fire TV Stick, Apple TV, Chromecast, Roku, or Xbox One to fans who receive their video subscription from an affiliated provider.



Syracuse IMG Sports Network

All Orange men's basketball games can be heard live and on demand around the world on the Syracuse IMG Sports Network. Fans can follow the team via a state-wide radio network, Cuse.com, Tuneln and SIRIUS/XM Satellite Radio.

Matt Park '97, the "Voice of the Orange," handles play-by-play duties while former St. Bonaventure coach Jim Satalin has game analyst chores.

Network programming is produced and distributed by nationally-recognized IMG College of Winston-Salem, N.C.

"Syracuse Game Day" begins 90 minutes before tipoff with informative features. "Orange Pregame" starts 30 minutes prior to the game. Once the game is completed, the Tops Friendly Markets Orange Postgame wraps things up and includes exclusive player interviews.

The list of affiliates carrying SU men's basketball on the Syracuse IMG Sports Network as of October 1, 2017, includes:

Capital Region			Central New York		
Albany	WGY-FM	103.1	Syracuse	WTKW-FM	99.5
	WGY-AM	810		(Flagship)	
	WOFX-AM	980		WTKV-FM	105.5
New York City/Long Island				WSGO-AM	1440
New York	WNYM-AM	970		WTLA-AM	1200
Southern Tier				W256AC-FM	99.1
Binghamton	WEBO-AM	1330	Auburn	WAUB-AM	1590
Candor	W267BQ-FM	101.3	Geneva	WGVA-AM	1240
Corning	WENY-AM	1230	Homer	WXHC-FM	101.5
	WENI-AM	1450	Ithaca	W296CP-FM	107.1
Owego	W300BV-FM	107.9	Lansing	WPIE-AM	1160
Waverly	W286CS-FM	105.1	Utica	WOUR-FM	96.9
Western New York			Watkins Glen	W296DH-FM	107.1
Buffalo	WHLD-AM	1270	North Country		
Newark	WACK-AM	1420	Watertown	WNER-AM	1410
Rochester	WHAM-AM	1180		WTNY-AM	790
	WHTK-AM	1280	Burlington, VT	WVMT-AM	620

WORLDWIDE

Cuse.com

- Game broadcasts and "The AmeriCU Credit Union Jim Boeheim Show" are live and archived on Cuse.tv.

SIRIUS/XM Satellite Radio

- Check sirius.com for channel guide.

Coach Boeheim On Radio

"The AmeriCU Credit Union Jim Boeheim Show" will broadcast live on Thursday evenings between 7:00-9:00 p.m. from Shaughnessy's Irish Pub at the Marriott Syracuse Downtown. The show will originate from flagship station WTKW-FM 99.5 in Syracuse and will be available on the Syracuse University IMG Sports Network.

The show, hosted by play-by-play voice Matt Park, can also be heard live on the internet at Cuse.com



Galaxy Communications

The flagship station for the Syracuse IMG Sports Network is Galaxy Communications' TK99 (WTKW, 99.5 FM). Galaxy's ESPN Radio affiliate (WTLA, 97.7 FM) carries games and additional programming.

Since 2007, Galaxy's stations have served as the play-by-play home for football, men's and women's basketball and men's lacrosse.

Head coach Jim Boeheim, assistant coaches Adrian Autry, Gerry McNamara and Allen Griffin, and game broadcasters make regular weekly appearances on the popular 'Gomez and Lisa' morning show.

WAER-FM88

Located on the Syracuse University campus, WAER-FM also carries all of the action of SU men's basketball. Sean Salisbury is the sports director.



SYRACUSE

2017-18 Preview



Tyus Battle averaged 17.4 points per game over the last seven contests of the 2016-17 season.

"Starters lost syndrome" has struck the Syracuse basketball camp for the second year in a row. Prior to the 2016-17 season, the Orange had overcome the departure of three starters. In prepping for the upcoming campaign, Hall of Fame coach Jim Boeheim and his staff are working without four first-stringers from last winter. That's seven-of-10 starters over the past two years.

Syracuse has had to re-tool before during the now 42-year tenure of Boeheim at the helm. Are there enough available parts to put together what's necessary to accomplish a postseason run? History favors an affirmative answer as the Orange have extended play beyond the regular season and subsequent conference tournaments in all but two of Boeheim's seasons.

Offense

For the first time in program history, Syracuse converted 300 3-pointers in back-to-back seasons. In fact, 2015-16 and 2016-17 are the only two campaigns in which the Orange reached the 300-made mark. Syracuse's success rate (.381) last season was the third-best since the introduction of the 3-pointer in 1986-87. The Orange roster losses, primarily Andrew White, John Gillon and Tyler Lydon, accounted for 73 percent of the 3-point total a year ago.

Sophomore Tyus Battle is the most experienced long-distance threat on this season's club. He averaged 11.3 points per outing and connected on 60 3-pointers as a rookie. He gave a sample of what he can be counted on for at the end of his first campaign by averaging 17.4 points per game over the final seven contests.

The coaching staff expects 2017-18 to be the year when junior Frank Howard emerges in the point-guard spot. He started 14-of-33 games he participated in and averaged 3.6 assists. His 1.2 steals average was the fourth-best mark on the club.



Frank Howard has the most game experience with the Orange, having logged time in 65 games.

Backcourt support will come from new faces, most notably transfer Geno Thorpe and freshman Howard Washington. Thorpe, a transfer from USF, was the Bulls' top scorer a year ago. He posted double-digit point totals in 21-of-28 contests and averaged 15.1 points an outing. He topped 20 points in six of his final nine games at USF. Washington joins the program from Athlete Institute Prep (Canada), where he averaged 17.9 points and 8.4 assists per game.

Syracuse will also benefit from the practice presence of Elijah Hughes, a transfer from East Carolina who is sitting out the season. Hughes averaged 7.8 points a game in his rookie year with the Pirates.

The frontcourt portion of the lineup will be constructed from a talented but inexperienced crew. The Orange have redshirt forward Matthew Moyer and freshmen Oshae Brissett, a 6-8 forward from Athlete Institute Prep, 6-9 Marek Dolezaj from Slovakia and 6-10 Bourama Sidibe, a product of St. Benedict's Prep.

Moyer was the 2016 Connecticut Gatorade Player of the Year while attending South Kent School. Brissett was the 2017 Biosteel All-Canadian High School Player of the Year. Dolezaj gained international exposure competing for his country in FIBA competitions. Sidibe's prep squad was 65-6 over the past two years.

Center Paschal Chukwu, who missed most of last season with an eye injury, is back. When healthy a year ago, he averaged 4.1 rebounds and 2.0 blocks while logging 15.4 minutes of play. He played in seven contests before the injury.

Syracuse Quick Facts

Location: Syracuse, N.Y.
Conference: Atlantic Coast
Enrollment: 14,847
Founded: 1870
Colors: Orange (Pantone 1655)
Nickname: Orange
Arena (Capacity): Carrier Dome (35,446)
Chancellor and President: Kent Syverud
Athletics Director: John Wildhack
Athletics Website: Cuse.com

Team Information

2016-17 Overall Won-Lost: 19-15
2016-17 ACC Won-Lost, Finish: 10-8, 8th
Final Ranking: unranked USA Today
unranked Associated Press (Final-March 14)
Starters Returning/Lost: 1/4
RET: Tyus Battle **LOST:** John Gillon, Tyler Lydon, Taurean Thompson, Andrew White
Letterwinners Returning/Lost: 5/7
RET: Adrian Autry, Tyus Battle, Shaun Belbey, Ray Featherston, Frank Howard **LOST:** Doyin Akintobi-Adeyeye, Dajuan Coleman, John Gillon, Tyler Lydon, Tyler Roberson, Taurean Thompson, Andrew White

Coaching Staff

Head Coach (Alma Mater/Year):
Jim Boeheim (Syracuse '66)
Won-Lost (Years): 903-357* (41)
*record reflects 101 wins vacated between 2004-07 and 2010-12 by the NCAA
Career Won-Lost (Years): same
Associate Head Coach (Alma Mater/Year):
Adrian Autry (Syracuse '94)
Assistant Coaches (Alma Mater/Year):
Allen Griffin (Syracuse '01)
Gerry McNamara (Syracuse '06)
Director of Operations: Kip Wellman
Video Coordinator: Todd Blumen '92
Trainer: Brad Pike
Strength Coach: Ryan Cabiles
Equipment Manager: Dan Shworles
Administrative Asst./Coach Boeheim:
Kelly Taylor
Administrative Asst./Asst. Coaches:
Ashley Hoffman

Athletic Communications

Executive Sr. Associate A.D./Chief Communications Officer: Sue Edson
Athletic Communications Phone:
(315) 443-2608
Men's Basketball Contact: Pete Moore
Cell Phone: (315) 952-5011
Courtside Phone: (315) 443-4241
Email Address: pimoore@syr.edu
Men's Basketball Secondary Contacts:
Tim Beauvais - suacsid@syr.edu
Susie Mehringer - skmehringer@syr.edu

2017-18 ORANGE BASKETBALL

2017-18 Preview



Geno Thorpe was “Mr. Everything” for USF, averaging 15.1 points, 4.6 assists and 2.9 rebounds with the Bulls.

Defense

Coach Boeheim has made defensive improvement a top priority. The Orange yielded 71.1 points per game in 2016-17, the highest mark since 2008-09. The opposition shot at a .430 clip, a percentage last achieved in 1992-93.

Team “length,” a long-time characteristic of the Syracuse program, is a noticeable strength. The shortest scholarship player is Washington at a healthy 6-3. The back line of the 2-3 zone could feature the 7-2 Chukwu in the middle flanked by any two of Brissett, Dolezaj, Moyer or Sidibe. The Orange defense can definitely cover the width of the court with its length.

Syracuse has been outrebounded in both of the last two years, the first time that’s occurred in back-to-back seasons since 2000-01 and 2001-02. Board improvement could help the Orange in the quest of an NCAA invitation.

The Orange Family Staff

The Syracuse coaching staff had just completed its sixth year together when the apple cart was toppled. Mike Hopkins ‘93, a former Orange player and a coach since 1995, departed for the head coaching position at Washington.

Coach Boeheim acted decisively in hiring a replacement and kept it “in the ‘Cuse Family” by tabbing Allen Griffin ‘01. Griffin, a former guard with the Orange, made the move from Dayton, where he had served under Archie Miller.

The move put Griffin with Syracuse’s big men, while Adrian Autry ‘94 and Gerry McNamara ‘06 stayed with the forwards and guards, respectively.

Recruiting results proved the Syracuse staff did not miss a beat on the road with Griffin making an immediate contribution.

The Schedule

It is impossible to construct a “soft” schedule when a program resides in the Atlantic Coast



Paschal Chukwu gives the Orange an imposing shot blocker in the middle of Syracuse’s 2-3 zone.

Conference as Syracuse does. League members are guaranteed to see each other at least once and four of the foes are home-and-home partners.

Eight of Syracuse’s conference opponents earned NCAA Tournament spots a year ago. In addition to defending national champ North Carolina, the ACC was represented by Duke, Florida State, Louisville, Miami, Notre Dame, Virginia and Virginia Tech. The Orange were joined in the NIT field by Clemson and Georgia Tech, giving the ACC a total of 11 programs in the 2017 postseason.

Syracuse has two-game sets with traditional foes Boston College and Pittsburgh, as well as Wake Forest and Virginia.

There are a number of highlights on the non-conference schedule as well. The Orange host Maryland, an NCAA Tournament participant a year ago, in the Big Ten/ACC Challenge.

Syracuse is competing in the Hoophall Miami Invitational, an event organized by the Naismith Memorial Basketball Hall of Fame. The tournament features home-court contests with Texas Southern, Oakland and Toledo, and a matchup with Kansas in Miami on Dec. 2. Texas Southern and Kansas each played in the NCAA Tournament, Oakland earned an NIT berth and Toledo was in the College Basketball Invitational (CBI).

Two former BIG EAST Conference rivals are on the itinerary -- Syracuse and Connecticut will meet up in the Jimmy V Classic at Madison Square Garden (Dec. 5) and the Orange are slated to take on Georgetown and first-year head coach Patrick Ewing in a road encounter (Dec. 16).

Syracuse’s two most frequent rivals, Cornell and Colgate, return to the Dome this year. The BIG Red feature freshman Jimmy Boeheim, Coach Boeheim’s oldest son. Iona, another 2017 NCAA program, plus Buffalo, Eastern Michigan and St. Bonaventure round out the schedule.

Syracuse Hoop History

First Year of Basketball: 1900-01

Overall All-Time Record: 1,861-879*

NCAA Wins Ranking: 6th*

NCAA Winning Percentage Ranking: 7th*

*record reflects 101 wins vacated between 2004-07 and 2010-12 by the NCAA

NCAA Tournament Appearances (38):

1957, 1966, 1973, 1974, 1975, 1976, 1977, 1978, 1979, 1980, 1983, 1984, 1985, 1986, 1987, 1988, 1989, 1990, 1991, 1992, 1994, 1995, 1996, 1998, 1999, 2000, 2001, 2003, 2004, 2005, 2006, 2009, 2010, 2011, 2012, 2013, 2014, 2016

NCAA Tournament Record: 61-38, .616#

#record reflects 4 tournament wins vacated between 2004-07 and 2010-12 by the NCAA

NCAA Championships (1): 2003

NCAA Final Fours (6): 1975, 1987, 1996, 2003, 2013, 2016

NCAA Elite Eights (9)^: 1957, 1966, 1975, 1987, 1989, 1996, 2003, 2013, 2016

^record reflects 1 Elite Eight appearance vacated between 2004-07 and 2010-12 by the NCAA

NCAA Sweet Sixteens (18)*: 1975, 1977, 1979, 1980, 1984, 1987, 1989, 1990, 1994, 1996, 1998, 2000, 2003, 2004, 2009, 2010, 2013, 2016 (first recorded in 1975)

*record reflects 1 Sweet 16 appearance vacated between 2004-07 and 2010-12 by the NCAA

NIT Appearances (13): 1946, 1950, 1964, 1967, 1971, 1972, 1981, 1982, 1997, 2002, 2007, 2008, 2017

NIT Record%: 13-14

%record reflects 2 NIT wins vacated between 2004-07 and 2010-12 by the NCAA

Helms Foundation Championships (2):

1917-18, 1925-26

Naismith Memorial Basketball Hall of Fame

(3): Dave Bing (1990), Jim Boeheim (2005), Vic Hanson (1960)

All-Americans: 44

Consensus All-Americans (12):

Carmelo Anthony, Dave Bing, Rakeem Christmas, Derrick Coleman, Sherman Douglas, C. J. Fair, Wesley Johnson, Billy Owens, Rony Seikaly, John Wallace, Hakim Warrick, Pearl Washington

CoSIDA Academic All-Americans (7):

Hal Cohen, Dennis DuVal, Rick Dean, Craig Forth, George Hicker, Danny Schayes, Bill Smith

NCAA Postgraduate Scholarships (2):

Marius Janulis, Danny Schayes

Retired Jerseys (12):

Carmelo Anthony, Dave Bing, Roosevelt Bouie, Derrick Coleman, Sherman Douglas, Billy Gabor, Vic Hanson, Louis Orr, Billy Owens, Wilmet Sadat-Singh, Rony Seikaly, Pearl Washington

SYRACUSE

25 TYUS BATTLE

Guard • 6-6 • 205 • SO
Edison, N.J.
Gill St. Bernard's School/
St. Joseph's (N.J.)



Freshman Year:

- Battle was named to the All-ACC Academic Men's Basketball Team.
- He scored in 33-of-34 games, including 16 times in double digits, in his rookie season.
- Battle played in all 34 games and started 25 of those.
- His 43 steals ranked third at SU.
- Battle accumulated 60 3-pointers, the fourth-best freshman total in SU history.
- Battle had six points in his first outing in the Orange uniform when Syracuse defeated COLGATE in the season-opener.
- He added nine points and four assists in the victory over HOLY CROSS.
- Battle contributed nine points and three rebounds in the 'Cuse win versus MONMOUTH.
- In his first-career start, Battle had 19 points paired with two rebounds in the Orange win over NORTH FLORIDA.
- Battle had seven points and two assists in Syracuse's loss to CONNECTICUT.
- He led the team with 18 points off the bench in the Orange win over EASTERN MICHIGAN.
- Battle had eight points and three assists off the bench versus ST. JOHN'S.
- He tallied 16 points with three rebounds in Syracuse's win over CORNELL.
- Battle had seven points, four rebounds and four assists at BOSTON COLLEGE.
- He had nine points and three boards versus MIAMI.
- Battle tallied 15 points and a team-leading three steals when Syracuse defeated PITTSBURGH.
- He contributed 13 points and one rebound at VIRGINIA TECH.
- Battle led the Orange in scoring for the first time in his career with 21 points paired with three steals versus BOSTON COLLEGE.
- He had 13 points and a team-leading four steals in Syracuse's loss to NORTH CAROLINA.
- Battle added 17 points and three rebounds to the Orange effort at NOTRE DAME.
- He had nine points and four assists in Syracuse's home victory over WAKE FOREST.
- Battle added nine points, four assists and four boards in Syracuse's upset of #6 FLORIDA STATE.
- He had six points in Syracuse's overtime victory over NORTH CAROLINA STATE.
- Battle led the Orange to the upset of #9 VIRGINIA with a game-leading and career-high 23 points.
- He hit a last-second buzzer-beating 3-pointer to claim the 82-81 road victory at CLEMSON.
- Battle had 11 points and four assists at GEORGIA TECH.
- He tallied 18 points and four rebounds in Syracuse's upset of #10 DUKE.
- Battle had a team-high 20 points and two rebounds at LOUISVILLE.
- He had 22 points and four rebounds in SU's 90-61 senior day victory over GEORGIA TECH.



BATTLE CAREER HIGHS

Points: 23, Virginia, 2016-17
FG Made: 7, Boston College, Virginia, at Louisville, UNCG (NIT), Ole Miss (NIT), 2016-17
FG Attempted: 17 at Louisville, Ole Miss (NIT), 2016-17
3-Point FGM: 4, North Florida, Eastern Michigan, Cornell, Georgia Tech, 2016-17
3-Point FGA: 11, Ole Miss (NIT), 2016-17
FT Made: 6, Virginia, Georgia Tech, 2016-17
FT Attempted: 8, Virginia, 2016-17
Rebounds: 4 at Boston College, Wake Forest, Florida St., Duke, Georgia Tech, Ole Miss (NIT), 2016-17
Off. Rebounds: 2, Wake Forest, at Louisville, 2016-17
Def. Rebounds: 4 at Boston College, Duke, Georgia Tech, 2016-17
Assists: 4, Holy Cross, at Boston College, Wake Forest, Florida St., at Georgia Tech, UNCG (NIT), 2016-17
Steals: 4 at North Carolina, 2016-17
Blocks: 2 at Georgia Tech, 2016-17
Minutes: 40, Miami, Pittsburgh, at Virginia Tech, at Notre Dame, Wake Forest, vs. Miami (ACCT), 2016-17

BATTLE'S CAREER STATISTICS

Year	TOTAL					3-PTS			REBOUNDS														
	G	GS	FG	FGA	Pct	3FG	3FGA	Pct	FT	FTA	Pct	O	D	Tot	Avg	PF	FO	A	TO	Blk	Stl	Pts	Avg
2016-17	34	25	127	293	.433	60	164	.366	71	89	.798	11	61	72	2.1	66	0	58	39	8	44	385	11.3

SYRACUSE

- Battle tallied his fifth-straight double-digit game with 14 points and three assists in Syracuse's ACC Tournament second-round loss to MIAMI.
- He had 20 points, four assists and a team-high three steals in Syracuse's NIT first round victory over UNC-GREENSBORO.
- Battle had 17 points, four rebounds and two assists in Syracuse's NIT second-round loss to OLE MISS.

St. Joseph's High School:

- Battle enrolled in St. Joseph's High School in Metuchen, N.J. for the 2015-16 school year.
- He was coached by David Turco.
- The Falcons reached the New Jersey State Interscholastic Athletic Association (NJSIAA) semifinals before completing the season with a 22-6 record.
- Battle was named the New Jersey Gatorade Player of the Year.
- He was a *NJ.com* First-Team All-Non Public School selection.
- Battle averaged 19.1 points, 9.1 rebounds, 5.1 assists and 2.7 steals for the Falcons.
- Battle tallied 22 points in a 63-36 win against Columbia.
- He followed that effort with 21 points in a victory versus Piscataway.
- Battle's first double-double of the campaign came when the Falcons defeated North Brunswick.
- He had 20 points and 10 rebounds.
- In a 68-60 defeat to Paul VI, Battle had 19 points and 10 rebounds.
- He posted another double-double the next night out, contributing 27 points and 12 rebounds when the Falcons won at South Brunswick, 62-51.
- In another road victory at Piscataway, Battle posted 23 points and 10 rebounds.
- He had a season-high 30 points when St. Joseph's won at East Brunswick, 67-50.
- When the Falcons defeated North Brunswick, 87-31, he recorded 23 points, 14 boards and 10 assists.
- The Falcons won the Greater Middlesex Conference Tournament in February.
- He had 27 points in his club's tournament-opening victory against Bishop George AHR.

- Battle's 15 points and 10 boards contributed to a quarterfinal triumph against Spotswood.
- St. Joseph's defeated Woodbridge in the semifinals, thanks in part to 21 points from Battle.
- The Falcons claimed the Greater Middlesex Conference Tournament crown by beating South Brunswick, 56-48.
- When St. Joseph's defeated Notre Dame in the quarterfinals of the NJSIAA Tournament, Battle contributed a triple-double -- 20 points, 11 boards and 10 assists.
- He had 15 points but the Falcons lost to St. Augustine in the NJSIAA Tournament semifinal.
- He was ranked 35th overall and a four-star prospect in the Class of 2016 by *ESPN.com*.
- *Scout.com* rated Battle eighth among small forwards and 33rd overall in the Class of 2016.
- *Rivals.com* had Battle as a five-star prospect and 25th overall.
- 247sports.com put Battle 38th overall and with four stars.

Gill St. Bernard High School:

- Battle was the Somerset County Player of the Year as a sophomore.
- He averaged 22.5 points and 6.3 rebounds per game.
- He was named *NJ.com* Second-Team All-State.
- Battle received sophomore honorable mention All-American recognition from *MaxPreps.com*.
- He opened the 2013-14 campaign with 26 points in a 72-46 victory against Bishop Ford.
- He had 26 points again when the Knights beat Franklin, 64-39.
- Battle produced 25 points and Gill St. Bernard beat DePaul, 60-44.
- His first double-double of the campaign was a 15-point, 11-rebound showing in a loss to Hudson Catholic.
- His 26 points at Teaneck were not enough as the Knights lost, 61-54.
- When Gill St. Bernard defeated Bridgewater-Raritan, 61-50, Battle contributed 28 points.
- He posted a season-high 31 points in a 60-41 triumph at Immaculata.
- The next time out, he accumulated 22 points and 12 rebounds in a 67-53 win against Hunterdon Central.
- A wrist injury caused Battle to miss five January games.

2016-17 BATTLE GAME-BY-GAME

Opponent	MP	FG	3PT	FT	R	F	A	T	B	S	TP
COLGATE	23	1-7	0-3	4-4	1	2	0	0	0	0	6
HOLY CROSS	24	3-7	3-5	0-0	2	0	4	0	1	3	9
MONMOUTH	20	3-4	3-4	0-1	3	2	1	0	0	2	9
S. CAROLINA ST.	16	2-4	1-2	0-0	1	1	1	0	1	0	5
vs. South Carolina	13	0-2	0-1	0-0	0	0	2	0	1	0	0
at Wisconsin	20	1-4	0-2	2-2	2	4	1	2	0	0	4
NORTH FLORIDA*	36	6-7	4-5	3-4	2	2	1	1	0	1	19
vs. Connecticut*	35	2-6	2-5	1-2	1	4	2	3	0	0	7
BOSTON UNIVERSITY*	28	2-8	2-7	1-2	1	0	3	1	0	2	7
GEORGETOWN	12	1-2	0-1	0-0	2	3	0	1	0	0	2
EASTERN MICHIGAN	23	5-9	4-7	4-4	2	1	1	1	0	1	18
ST. JOHN'S	22	2-8	1-6	3-4	1	4	3	5	0	2	8
CORNELL*	32	5-11	4-7	2-2	3	1	1	1	0	3	16
at Boston College*	28	3-6	1-3	0-0	4	0	4	1	0	0	7
MIAMI*	40	3-5	1-3	2-2	3	3	1	2	0	1	9
PITTSBURGH*	40	6-9	3-5	0-0	1	1	1	0	0	3	15
at Virginia Tech*	40	5-11	3-6	0-0	1	3	1	3	1	1	13
BOSTON COLLEGE*	33	7-13	3-6	4-5	1	1	2	1	0	3	21
at North Carolina*	39	4-11	1-5	4-4	3	1	2	1	1	4	13
at Notre Dame*	40	6-14	1-5	4-7	3	1	1	1	0	3	17
WAKE FOREST*	40	3-9	0-4	3-5	4	2	4	0	0	1	9
FLORIDA STATE*	37	3-11	1-4	2-2	4	2	4	1	0	3	9
at North Carolina St.*	38	2-6	0-2	2-2	1	3	2	1	0	0	6
VIRGINIA*	39	7-11	3-6	6-8	2	2	0	0	0	2	23
at Clemson*	33	2-7	2-6	0-0	1	2	0	2	0	0	6
at Pittsburgh*	16	1-5	0-1	1-2	2	2	0	1	0	1	3
LOUISVILLE*	26	1-7	0-5	0-0	3	2	1	1	0	0	2
at Georgia Tech*	33	4-8	2-6	1-2	1	2	4	3	2	1	11
DUKE*	33	6-11	1-3	5-6	4	3	1	0	0	1	18
at Louisville*	37	7-17	3-8	3-4	2	1	0	1	0	0	20
GEORGIA TECH*	38	6-11	4-7	6-6	4	3	1	1	1	1	22
vs. Miami (ACCT)*	40	4-9	3-6	3-3	1	3	3	3	0	1	14
vs. UNCG (NIT)*	35	7-16	1-7	5-5	2	2	4	0	0	3	20
vs. Ole Miss (NIT)*	37	7-17	3-11	0-1	4	3	2	1	0	1	17

*indicates start

- He had back-to-back 30-point outings in victories against Watchung Hills and Somerville.
- The Knights' 77-58 win against Ridge featured 30 points and 11 rebounds from Battle.
- In the first round of the NJSIAA Tournament, the Knights defeated St. Rose, 69-51, and Battle had 24 points.
- He had 29 points in the quarterfinals, a game which ended in favor of Holy Spirit, 67-52.
- Battle missed a large portion of his junior campaign because of a foot injury.
- He had 20 points when the Knights defeated Franklin, 70-34.
- Just two nights later, Battle had 22 points and Gill St. Bernard defeated Bridgewater-Raritan, 76-46.
- In a road encounter with Bridgewater-Raritan two weeks later, Battle had 24 points and the Knights won, 72-54.
- He was coached at Gill St. Bernard by Mergin Sina.

USA Basketball Under-17 Team:

- Battle played on a gold-medal winning team at the 2014 FIBA Under-17 World Championship.
- The team was coached by Iowa City High School's Don Showalter.
- The squad was a perfect 7-0 in competition.
- Battle saw action in each of the seven contests
- He contributed eight points and five boards in a 99-56 defeat of Angola.
- He had seven points in Team USA's 89-68 victory against Serbia in the semifinals.

Personal:

- Tyus Akili Battle was born in September 1997 in Livingston, N.J.
- He is the son of Gary and Daniella Battle.
- He's enrolled in the School of Information Studies and majoring in information management and technology.

SYRACUSE

11 OSHAЕ BRISSETT

Forward • 6-8 • 210 • FR
Mississauga, Ontario
Findlay Prep/
Athlete Institute Prep



Athlete Institute:

- He was named 2017 Biosteel All-Canadian High School Player of the Year.
- Brissett selected for the 2017 All-Canadian BioSteel Basketball Game, an exhibition similar to the McDonald's All-American game in the U.S. He had 20 points and six rebounds in 21 minutes of work for Team White.
- Athlete Institute finished 24-9 overall and 18-4 in league play.
- Brissett opened the season with a 28-point, eight-rebound showing in an 86-80 victory against Bill Crothers.
- In Athlete Institute's 107-87 triumph against Central Tech in the Henry Carr Tournament, Brissett had 28 points.
- Brissett tallied 31 points against Cardinal Newman in the same event. Athlete Institute won, 84-60.
- In a 120-78 victory at home against Vaughan, Brissett contributed 20 points.
- The Bears outscored Ridley College during the regular season, 105-78, and Brissett had 20 points.
- In the Ontario Scholastic Basketball Association (OSBA) Playoffs, Athlete Institute defeated Ridley College, 96-71, and Brissett had 16 points.
- He contributed 27 points in the next outing, a 97-88 loss to TRC Academy.
- The Bears were coached by Chris Cobbina.
- Brissett was a team captain at Athlete Institute.

Findlay Prep:

- Brissett played for Coach Andy Johnson at Findlay Prep (Nevada).
- The Pilots were 28-2 during Brissett's junior year. Findlay Prep opened the season with 18 consecutive victories.
- Brissett began the campaign with 10 points and nine rebounds in a 120-58 victory against Impact Academy. The two squads met up again and the Pilots won, 119-70, thanks in part to 13 points and seven rebounds for Brissett.
- When Findlay Prep defeated Elite One Academy, 119-53, Brissett had 12 points and six boards.
- Brissett scored 16 points to help Findlay Prep defeat Shadow Mountain (Ariz.) in the Meritas Desert Challenge.
- He scored in double digits in four straight contests at mid-season and Findlay Prep won each of the outings. He had 13 points and 11 rebounds when the Pilots beat Sierra Vista, 85-41, to start the streak.
- A 93-53 triumph at Pinnacle featured a 15-point, 8-rebound showing from Brissett.
- Findlay Prep defeated On Point Hoops Academy, 114-55, and Brissett had 16 points and six rebounds. He duplicated that output almost a month later when the Pilots defeated Impact Academy, 120-66.
- Findlay Prep was 29-3 in Brissett's sophomore season.
- The Pilots reached the 2015 Dick's Sporting Goods High School Nationals before losing in overtime to Montverde Academy, 57-53.


Personal:

- Oshae Jahve Brissett was born in June 1998 in Toronto, Canada.
- He is the son of Bernard Brissett and McKeith McFarlane.
- Brissett is enrolled in the school of Arts and Sciences.
- His older brother, Dejon Brissett, is a junior wide receiver on the Richmond football team.
- Former Syracuse standout Leo Rautins helped Brissett announce his college choice during a Toronto Raptors NBA game.

	
SYRACUSE'S CANADIAN CONNECTION	
Player	Hometown
Oshae Brissett	Mississauga, Ontario
Tyler Ennis	Brampton, Ontario
Kris Joseph	Montreal, Quebec
Devin Brennan-McBride	London, Ontario
John Karpis	Toronto, Ontario
Leo Rautins	Toronto, Ontario

13 PASCHAL CHUKWU

Center • 7-2 • 228 • JR
Westport, Conn.
Fairfield Prep/
Providence



Sophomore Year at Syracuse:

- He was named to the 2017 Kareem Abdul-Jabbar Award watch list in October.
- Chukwu had five rebounds and a season-high four points in his Orange debut as Syracuse defeated COLGATE in the season-opener.
- He added three blocks in the victory over HOLY CROSS.
- Chukwu had four boards in the Orange win over MONMOUTH.
- He tallied a season-high seven rebounds and four blocks along with four points in the win against SOUTH CAROLINA STATE.
- Chukwu had four rebounds versus SOUTH CAROLINA.
- He logged 10 minutes versus BOSTON U. and contributed four points, three rebounds and three blocks.
- Chukwu suffered a torn retina in his right eye and had eye surgery Dec. 17.
- The injury caused him to miss the remainder of the season.

Sophomore Redshirt Year at Syracuse:

- He sat out the season as a transfer student from a Division I school.
- Chukwu was able to practice with the Orange during the year.

Freshman Year at Providence:

- He saw action in 33 games and made three starts for the Friars.

- Providence reached the BIG EAST Conference Tournament semifinals and earned a spot in the NCAA Tournament.
- The Friars were 22-12.
- Chukwu made his first collegiate appearance on Nov. 15, 2014 against ALBANY.
- His first points came the next time out when he contributed six points and four boards in a victory against BINGHAMTON.
- He had four points and six boards when the Friars defeated NAVY.
- Although Providence lost at #1 KENTUCKY, Chukwu contributed seven points.
- He had a season-best nine points in a win against RHODE ISLAND.
- He posted five points and six rebounds in a win versus STONY BROOK.
- He tallied five points and four blocks at MARQUETTE.
- Chukwu hauled in a season-high nine rebounds and added four points and two blocks when Providence won at BUTLER.
- He had a four-point, six-rebound outing in a home victory against DePAUL.
- Chukwu tallied five points and four boards when the Friars defeated SETON HALL at home.
- His first collegiate start came at VILLANOVA.
- One of his top showings came in a win versus MARQUETTE when he had eight points and six rebounds in a season-high 28 minutes.



CHUKWU CAREER HIGHS 2014-15 at Providence; 2016-17 at Syracuse

Points: 9, Rhode Island, 2014-15
FG Made: 4, Rhode Island, 2014-15
FG Attempted: 5, Binghamton, 2014-15
3-Point FGM: 0
3-Point FGA: 0
FT Made: 5, Stony Brook, 2014-15
FT Attempted: 8, Stony Brook, 2014-15
Rebounds: 9, Butler, 2014-15
Off. Rebounds: 5, Butler, 2014-15, S. Carolina St., 2016-17
Def. Rebounds: 5, Navy, Marquette, 2014-15; Holy Cross, 2016-17
Assists: 1, Florida State, at Boston College, St. John's, Seton Hall, at Villanova, 2014-15, Holy Cross, S. Carolina St., 2016-17
Steals: 1, Navy, at Boston College, Rhode Island, at Marquette, at St. John's, Seton Hall, at DePaul, Marquette, St. John's, 2014-15; Colgate, Holy Cross, Monmouth, 2016-17
Blocks: 4, Marquette, 2014-15, S. Carolina St., 2016-17
Minutes: 28, Marquette, 2014-15

CHUKWU'S CAREER STATISTICS

2014-15 at Providence; 2016-17 at Syracuse

	TOTAL					3-PTS			REBOUNDS														
Year	G	GS	FG	FGA	Pct	3FG	3FGA	Pct	FT	FTA	Pct	O	D	Tot	Avg	PF	FO	A	TO	Blk	Stl	Pts	Avg
2014-15	33	3	33	50	.660	0	0	.000	24	40	.600	33	50	83	2.5	62	2	5	19	23	9	90	2.7
2015-16	sat out as transfer																						
2016-17	7	0	6	9	.667	0	0	.000	0	9	.000	11	18	29	4.1	15	0	2	10	14	3	12	1.7
Totals	40	3	39	59	.661	0	0	.000	24	49	.490	44	68	112	2.8	77	2	7	29	37	12	102	2.6


2017-18 ORANGE BASKETBALL

SYRACUSE



Chukwu is the tallest player in Syracuse hoop history. He ranks ahead of 7-0 performers DaShonte Riley, Craig Forth, Fab Melo and Billy Celuck.

- When Providence swept the season series by winning at SETON HALL, Chukwu totalled four points and six rebounds.



Fairfield Prep:

- Chukwu played at Fairfield Prep for two years.
- The Jesuits were coached by Leo Redgate.
- Chukwu had a season-high 24 points when Fairfield defeated Hillhouse, 70-58.
- He had 23 points and 18 rebounds in a 81-65 win versus Notre Dame-West Haven.
- He totaled 24 points, 14 rebounds and 11 blocks in a 73-46 win against East Hartford.
- The squad lost in the 2014 Connecticut Interscholastic Athletic Conference (CIAC) State final to Bridgeport Central, 76-73, despite 21 points, 17 rebounds and 12 blocks from Chukwu.
- The Jesuits finished 27-1.
- Chukwu averaged 14.3 points, 11.0 rebounds and 5.0 blocks as a senior.
- He was ranked 61 by ESPN.com and Rivals.com, 64 by Scout.com and 85 by CBS 247 in the Class of 2014.

Trinity Catholic High School:

- He spent two years at Trinity Catholic.

Personal:

- Paschal is the son of John and Sheila Featherston.
- He was born in April 1995 in Enugu, Nigeria.
- Chukwu is majoring in communications and rhetorical studies in the College of Visual and Performing Arts.

2016-17 CHUKWU GAME-BY-GAME 2016-17 at Syracuse

Opponent	MP	FG	3PT	FT	R	F	A	T	B	S	TP
COLGATE	23	1-7	0-3	4-4	1	2	0	0	0	0	6
HOLY CROSS	22	0-0	0-0	0-0	5	3	1	2	3	1	0
MONMOUTH	10	0-0	0-0	0-0	4	1	0	2	2	1	0
S. CAROLINA ST.	25	2-3	0-0	0-1	7	4	1	3	4	0	4
vs. South Carolina	17	0-2	0-0	0-0	4	4	0	0	1	0	0
at Wisconsin	7	0-0	0-0	0-0	1	0	0	1	0	0	0
NORTH FLORIDA	DNP										
vs. Connecticut	DNP										
BOSTON UNIVERSITY	10	2-2	0-0	0-2	3	2	0	1	3	0	4
GEORGETOWN	DNP										
EASTERN MICHIGAN	DNP										
ST. JOHN'S	DNP										
CORNELL	DNP										
at Boston College	DNP										
MIAMI	DNP										
PITTSBURGH	DNP										
at Virginia Tech	DNP										
BOSTON COLLEGE	DNP										
at North Carolina	DNP										
at Notre Dame	DNP										
WAKE FOREST	DNP										
FLORIDA STATE	DNP										
at North Carolina St.	DNP										
VIRGINIA	DNP										
at Clemson	DNP										
at Pittsburgh	DNP										
LOUISVILLE	DNP										
at Georgia Tech	DNP										
DUKE	DNP										
at Louisville	DNP										
GEORGIA TECH	DNP										
vs. Miami (ACCT)	DNP										
vs. UNCG (NIT)	DNP										
vs. Ole Miss (NIT)	DNP										

*indicates start

2014-15 CHUKWU GAME-BY-GAME 2014-15 at Providence

Opponent	MP	FG	3PT	FT	R	F	A	T	B	S	TP
ALBANY	4	0-0	0-0	0-0	1	1	0	0	1	0	0
BINGHAMTON	14	2-5	0-0	2-2	4	3	0	3	1	0	6
NAVY	15	2-3	0-0	0-0	6	2	0	2	1	1	4
vs. Florida State	7	0-1	0-0	0-0	0	2	1	1	1	0	0
vs. Notre Dame	4	0-0	0-0	0-0	0	1	0	0	0	0	0
YALE	2	1-1	0-0	0-0	0	0	0	0	0	0	2
at Kentucky	10	2-2	0-0	3-4	2	1	0	0	0	0	7
at Boston College	7	1-2	0-0	0-0	2	0	1	0	0	1	2
BROWN	5	0-1	0-0	0-0	1	1	0	0	0	0	0
RHODE ISLAND	10	4-4	0-0	1-2	1	1	0	0	1	1	9
STONY BROOK	14	0-3	0-0	5-8	6	2	0	0	1	0	5
UMASS	12	2-2	0-0	0-0	1	2	0	0	1	1	4
vs. Miami	4	0-0	0-0	0-0	2	2	0	1	0	0	0
CREIGHTON	3	0-0	0-0	0-0	0	1	0	0	0	0	0
at Marquette	12	1-1	0-0	3-5	2	0	0	0	4	1	5
at Butler	23	1-1	0-0	2-2	9	2	0	0	2	0	4
GEORGETOWN	9	0-1	0-0	0-2	5	1	0	2	0	0	0
ST. JOHN'S	0	0-0	0-0	0-0	4	2	1	0	0	0	0
at Creighton	6	0-0	0-0	1-2	2	5	0	0	1	0	1
XAVIER	8	0-0	0-0	0-2	1	2	0	0	1	0	0
DEPAUL	11	2-2	0-0	0-1	6	0	0	1	0	0	4
at St. John's	8	1-2	0-0	0-0	0	0	0	0	2	1	2
at Georgetown	8	1-2	0-0	0-0	1	2	0	0	0	0	2
at Xavier	10	2-2	0-0	0-1	0	2	0	0	1	0	4
VILLANOVA	13	2-2	0-0	0-0	1	3	0	1	0	0	4
SETON HALL	15	2-2	0-0	1-1	4	2	1	3	1	1	5
at DePaul	7	1-1	0-0	0-0	0	3	0	0	0	1	2
at Villanova*	16	1-3	0-0	0-0	4	5	1	1	2	0	2
MARQUETTE*	28	3-3	0-0	2-2	6	3	0	2	1	1	8
at Seton Hall*	19	1-1	0-0	2-2	6	2	0	1	0	0	4
BUTLER	5	0-0	0-0	1-2	1	2	0	1	1	0	1
vs. St. John's (BET)	10	0-2	0-0	1-2	3	4	0	0	0	1	1
vs. Villanova (BET)	4	1-1	0-0	0-0	2	3	0	0	0	0	2
vs. Dayton (BET)	3	0-0	0-0	0-0	0	1	0	0	0	0	0

*indicates start

21 MAREK DOLEZAJ

Forward • 6-9 • 180 • FR
Bratislava, Slovakia
Karlovka



2017 FIBA Under-20 World Cup European Pre-Qualifier

- Dolezaj posted a 16.9 scoring average, the fourth-best mark among tournament performers. He also averaged 4.7 rebounds, 2.1 assists, 1.7 steals and 1.1 blocks over eight contests.
- In group play, the Slovak Republic opened with an 86-78 win against Azerbaijan. Dolezaj had 16 points.
- The Netherlands defeated the Slovak Republic, 74-56, despite 22 points from Dolezaj.
- Dolezaj had 28 points and five rebounds when Slovakia lost to Russia, 86-68.
- He posted 18 points and six rebounds in a 93-72 loss to Finland.
- He posted 17 points in a 74-62 defeat to Albania.
- The Slovakia Republic lost its final game of the tournament, 92-61 to Belarus. Dolezaj tallied nine points.

Karlovka:

- Dolezaj played for Karlovka in Slovakia, a men's basketball club which competed in the Extraliga League. He was with the club in 2014-15 and 2016-17.
- Last season he was with the first string in 24-of-33 appearances.
- He averaged 10.1 points and 4.2 rebounds per game in 2016-17.

2016 FIBA Under-18 European Championship

- Dolezaj led Slovakia to a third-place showing and a record of 6-2 in the tournament.
- He averaged 13.4 points and 9.4 rebounds.
- Dolezaj produced double-digit scoring efforts in seven-of-eight outings.

- The Slovak Republic began the championship by defeating Scotland, 74-56. Dolezaj had 15 points and 11 rebounds.
- He had 12 points when his squad lost to Ukraine, 78-61.
- Dolezaj contributed 11 points and 13 rebounds in a 93-45 defeat of Albania.
- His 16 points and 14 rebounds were critical when Slovakia won against Georgia, 68-48.
- Dolezaj produced a third consecutive double-double when he had 14 points and 13 rebounds to lead his team past Estonia, 71-67.
- His 14 points were not enough and the Slovak Republic lost to Montenegro, 87-72.
- Slovakia captured the third-place game, 63-62 against Hungary. He had 19 points.

El Olivar Zaragoza:

- He was a member of El Olivar Zaragoza in 2015-16.
- Dolezaj played in 14 games and started two of the outings.
- El Olivar Zaragoza was coached by Carlos Iglesias.

2015 Under-18 European Championship

- In eight games played, Dolezaj averaged 9.1 points and 9.0 rebounds.
- The Slovak Republic was 4-5 in the event.
- Dolezaj had 10 points and nine rebounds in an 80-65 loss to Portugal.
- His best performance was a 16-point, 14-rebound effort in a 70-69 defeat at the hands of Georgia.



photo courtesy of FIBA

- Dolezaj's triple-double helped Slovakia defeat Ireland, 85-54. He contributed 11 points, 12 boards and 10 assists.
- He posted nine points and 15 rebounds when Slovakia beat Macedonia, 79-69.
- When Slovakia defeated Bulgaria, 72-51, Dolezaj had eight points and nine rebounds.

2013 Under-16 European Championship

- Dolezaj averaged 4.7 points and 2.4 rebounds over the course of seven games.
- Slovakia was 2-5 in the championship.
- He had 12 points on four 3-pointers in a 70-50 loss to Denmark.
- He had a strong effort in a 67-52 triumph against Luxembourg with seven points and five rebounds.



Personal:

- Marek Dolezaj was born in April 1998 in Bratislava, Slovakia.
- He is the son of Milos and Ladislava Dolezaj.
- Dolezaj is enrolled in the David B. Falk School of Sport and Human Dynamics.

SYRACUSE

23

FRANK
HOWARD

Guard • 6-5 • 205 • JR
Suitland, Md.
Paul VI



Sophomore Year:

- Howard played in 33 of 34 Syracuse contests.
- He averaged 3.6 assists per game.
- Howard had 11 points and nine assists in the season-opening victory over COLGATE.
- He contributed a team-leading six assists in the home win over MONMOUTH.
- Howard tallied his first career double-double in the Orange win over SOUTH CAROLINA STATE with 10 points and 11 assists.
- He was one of three players in double-digits versus SOUTH CAROLINA with 10 points.
- Howard had seven points and three steals at WISCONSIN.
- He set a new career-high assist mark with 13 versus NORTH FLORIDA, completing his second-career double-double with 10 points.
- Howard had a team-leading three assists versus CONNECTICUT.
- He had 11 assists in Syracuse's win over BOSTON UNIVERSITY to notch his third-career double-digit assist game.
- Howard tallied his third-career double-double versus EASTERN MICHIGAN with 11 assists and 10 points.
- He had three points and three assists at BOSTON COLLEGE.
- Howard had a team-leading four assists off the bench at VIRGINIA TECH.
- He had four points and three assists versus BOSTON COLLEGE.

- Howard added a team-leading four assists with four points at NOTRE DAME.
- He had a career-high 12 points in 25 minutes of play in Syracuse's loss at PITTSBURGH.
- Howard tallied eight points and a pair of assists in 19 minutes off the bench in Syracuse's overtime loss to LOUISVILLE.
- He had five points and two assists at GEORGIA TECH.
- Howard had three points and four assists in Syracuse's NIT first-round victory over UNC-GREENSBORO.
- He had seven points and two assists in Syracuse's second round NIT loss to OLE MISS.

Freshman Year:

- He played in the last 21 consecutive games for the Orange.
- Howard made his first collegiate appearance in the season opener against LEHIGH.
- He recorded his first point in a victory against ELON.
- He scored four points in a loss to GEORGETOWN.
- Howard scored a season-high six points and added three steals versus TEXAS SOUTHERN.
- Howard had five points and two assists against WAKE FOREST.
- He recorded six assists in a home contest against GEORGIA TECH.
- Howard went 2-for-3 from the field and scored four points in a home-court victory against FLORIDA STATE.



HOWARD CAREER HIGHS

Points: 12 at Pittsburgh, 2016-17
FG Made: 4, Colgate, S. Carolina St., 2016-17
FG Attempted: 9, vs. Connecticut, St. John's, at Pittsburgh, 2016-17
3-Point FGM: 3, Colgate, 2016-17
3-Point FGA: 4, S. Carolina St., at Wisconsin, 2016-17
FT Made: 6, Boston University, 2016-17
FT Attempted: 9, North Florida, 2016-17
Rebounds: 5, North Florida, 2016-17
Off. Rebounds: 3 at Boston College, 2016-17
Def. Rebounds: 4, Colgate, S. Carolina St., N. Florida, 2016-17
Assists: 13, North Florida, 2016-17
Steals: 4, Colgate, North Florida, 2016-17
Blocks: 1, Virginia Tech, Georgia Tech; 2015-16, Holy Cross, Monmouth, E. Michigan, Cornell, vs. Ole Miss (NIT), 2016-17
Minutes: 30, North Florida, 2016-17

HOWARD'S CAREER STATISTICS

Year	G	GS	TOTAL			3-PTS			REBOUNDS								PF	FO	A	TO	Blk	Stl	Pts	Avg
			FG	FGA	Pct	3FG	3FGA	Pct	FT	FTA	Pct	O	D	Tot	Avg									
2015-16	32	0	18	63	.286	2	19	.105	14	28	.500	10	33	43	1.3	39	1	56	28	4	17	52	1.6	
2016-17	33	14	49	139	.353	18	57	.316	33	53	.623	18	37	55	1.7	56	0	120	57	5	38	149	4.5	
Totals	65	14	67	202	.332	20	76	.263	47	81	.580	28	70	98	1.5	95	1	176	85	9	55	201	3.1	

- He added four-point efforts at home against PITTSBURGH and at NORTH CAROLINA.
- Howard had five assists in 18 minutes against PITTSBURGH in the ACC Tournament.
- His best NCAA Tournament showing came against GONZAGA when he contributed five points, three assists and two steals.

Paul VI High School:

- Howard spent one year at Gonzaga High School before transferring to Paul VI prior to his sophomore season.
- He played for Coach Glenn Farello at Paul VI.
- Howard was a first-team, Division I Virginia Independent Schools Athletic Association (VISAA) all-state selection in 2013.
- He earned First-Team All-Washington Catholic Athletic Conference (WCAC) and Third-Team All-Metropolitan as a sophomore.
- The Panthers were 22-8 in 2012-13
- Paul VI defeated Oak Hill Academy, 56-54, in double-overtime, in the 2012 Nike Hoops Festival. The victory halted Oak Hill Academy's 56-game winning streak.
- He helped Paul VI to the 2013 Bass Pro Tournament title.
- He had 15 points when the Panthers opened the tournament by defeating Hillcrest, 69-44.
- Howard had 10 points when Paul VI beat St. John Bosco, 52-50.
- The Panthers claimed the tournament crown by defeating Montverde Academy, 69-67. Howard had 10 points in the win.
- The Panthers were defeated by Bishop O'Connell, 58-56, in the WCAC semifinals.
- Howard missed his junior campaign with a knee injury.
- Paul VI was 30-7 overall and captured the VISAA State Championship that year.
- He was a team captain as a senior.
- Howard was a First-Team All-WCAC selection.
- He also was named First-Team Division I All-VISAA.
- He scored in double digits in 14 straight contests to start the year.
- He averaged 16.6 points per game during the stretch.
- Howard had 17 points in the season opener, a 62-41 victory against St. Mary's Ryken.
- His 22 points and 10 assists helped the Panthers defeat Bishop Ireton, 84-51.
- Paul VI lost the next time out to St. John's, 60-56, despite 21 points from Howard.
- He had 23 points and seven rebounds in an 83-44 victory against Ceasar Chavez Charter.
- At the City of Palms Classic in Fort Myers, Fla., Paul VI defeated Mater Dei, 57-56, and Howard had 13 points and 10 rebounds.
- In a home game versus Archbishop Carroll that resulted in a 72-48 victory, Howard had 18 points.
- He had 21 points in a 65-64 loss to Bishop O'Dowd in the Bass Pro Tournament.
- Howard contributed 18 points in a narrow, 74-72 loss to Gonzaga.
- He helped the Panthers to another victory against St. Mary's Ryken, this time by scoring 21 points in a 61-48 win.
- Howard posted back-to-back 24-point outings against DeMatha Catholic and Bishop McNamara, respectively. The Panthers lost to the Stags, 70-64, but beat the Mustangs, 74-62.
- Howard tallied 19 points versus Archbishop Carroll in a 64-47 win.
- His eighth 20-point effort of the season came in a 71-54 win versus Trinity Episcopal in the semifinals of the VISAA Championship.
- Howard's 16 points were not enough and the Panthers lost in the VISAA title game to Cape Henry, 54-53.
- He was selected to play in the 2015 Jordan Brand Regional game.
- ESPN.com ranked him 92nd overall and the 27th shooting guard.
- Scout.com had Howard rated 81st overall and the 23rd shooting guard
- Rivals.com had him 86th overall.

Personal:

- Frank was born in April 1997.
- He is the son of Jon and Gloria Howard.
- He is enrolled in the David B. Falk College of Sport and Human Dynamics and majoring in Child and Family Studies.

2016-17 HOWARD GAME-BY-GAME

Opponent	MP	FG	3PT	FT	R	F	A	T	B	S	TP
COLGATE*	22	4-4	3-3	0-2	4	2	9	3	0	4	11
HOLY CROSS*	20	3-5	1-2	0-0	1	1	3	1	1	1	7
MONMOUTH*	23	3-6	1-3	1-2	3	3	6	2	1	1	8
S. CAROLINA ST.*	22	4-7	2-4	0-1	4	1	11	1	0	1	10
vs. South Carolina*	24	3-7	1-2	3-7	0	3	3	1	0	2	10
at Wisconsin*	16	2-8	1-4	2-2	1	0	2	1	0	3	7
NORTH FLORIDA*	30	2-3	1-1	5-9	5	1	13	2	0	4	10
vs. Connecticut*	27	0-9	0-3	3-4	3	4	3	2	0	1	3
BOSTON UNIVERSITY*	26	0-5	0-2	6-8	2	2	11	2	0	3	6
GEORGETOWN*	28	2-6	0-2	0-0	1	3	4	6	0	3	4
EASTERN MICHIGAN*	29	3-5	1-2	3-4	4	4	11	4	1	2	10
ST. JOHN'S*	15	2-9	0-2	0-0	2	4	2	4	0	0	4
CORNELL*	21	1-4	0-1	0-0	2	2	3	1	1	2	2
at Boston College*	17	1-6	0-2	1-2	3	2	3	3	0	1	3
MIAMI	1	0-0	0-0	0-0	0	0	0	0	0	0	0
PITTSBURGH	DNP										
at Virginia Tech	13	1-5	0-1	0-0	0	4	4	0	0	0	2
BOSTON COLLEGE	16	1-2	0-1	2-2	2	0	3	1	0	1	4
at North Carolina	1	0-0	0-0	0-0	0	0	0	1	0	0	0
at Notre Dame	29	2-5	0-2	0-1	0	0	4	3	0	3	4
WAKE FOREST	11	0-1	0-0	0-0	4	1	2	1	0	0	0
FLORIDA STATE	7	1-3	0-0	0-0	1	3	2	3	0	0	2
at North Carolina St.	8	0-2	0-0	0-0	2	1	1	0	0	0	0
VIRGINIA	4	0-0	0-0	0-0	1	2	2	1	0	0	0
at Clemson	8	1-1	1-1	0-0	3	2	2	2	0	0	3
at Pittsburgh	25	3-9	1-3	5-5	1	3	2	0	0	1	12
LOUISVILLE	19	3-4	1-2	1-1	1	3	2	3	0	1	8
at Georgia Tech	12	2-4	1-3	0-1	0	1	2	2	0	1	5
DUKE	7	0-2	0-1	1-2	0	2	1	0	0	0	0
at Louisville	9	1-3	1-2	0-0	1	0	2	2	0	1	3
GEORGIA TECH	5	0-2	0-2	0-0	3	0	1	2	0	1	0
vs. Miami (ACCT)	2	0-0	0-0	0-0	0	0	0	0	0	0	0
vs. UNCG (NIT)	17	1-4	1-3	0-0	0	1	4	1	0	1	3
vs. Ole Miss (NIT)	19	3-8	1-3	0-0	1	1	2	2	1	0	7

*indicates start

2015-16 HOWARD GAME-BY-GAME

Opponent	MP	FG	3PT	FT	R	F	A	T	B	S	TP
LEHIGH	4	0-1	0-1	0-0	1	0	1	0	0	0	0
ST. BONAVENTURE	9	0-1	0-0	0-0	0	0	2	0	0	0	0
ELON	9	0-2	0-1	1-2	2	1	2	0	0	0	1
vs. Charlotte	4	0-0	0-0	0-2	3	0	0	0	0	0	0
vs. Connecticut	1	0-0	0-0	0-0	1	0	0	0	0	0	0
vs. Texas A&M	DNP										
WISCONSIN	DNP										
at Georgetown	13	2-8	0-2	0-1	4	5	2	0	0	0	4
COLGATE	7	1-2	0-1	0-0	2	2	1	2	0	1	2
at St. John's	9	1-3	0-0	1-2	1	2	2	0	0	0	3
CORNELL	DNP										
MONTANA STATE	18	1-2	0-1	1-1	3	2	5	0	0	0	3
TEXAS SOUTHERN	19	2-5	0-1	2-2	1	1	1	1	0	3	6
at Pittsburgh	5	0-2	0-0	0-0	0	0	0	0	0	0	0
at Miami	DNP										
CLEMSON	DNP										
NORTH CAROLINA	5	0-1	0-1	0-0	1	0	0	1	0	0	0
BOSTON COLLEGE	14	0-4	0-1	0-0	1	2	2	1	0	0	0
at Wake Forest	17	1-1	1-1	2-3	0	1	2	1	0	0	5
at Duke	7	0-2	0-0	0-0	1	0	1	1	0	0	0
at Virginia	5	0-1	0-1	0-0	1	1	1	0	0	0	0
NOTRE DAME	5	0-2	0-2	0-0	1	1	0	0	0	0	0
GEORGIA TECH	14	0-1	0-0	1-2	3	0	6	0	1	0	1
VIRGINIA TECH	9	0-1	0-0	1-2	1	1	0	2	1	1	1
FLORIDA STATE	14	2-3	0-0	0-0	0	3	2	3	0	0	4
at Boston College	11	1-3	0-1	0-0	2	0	3	2	0	0	2
at Louisville	23	0-1	0-1	1-2	3	0	6	1	0	2	1
PITTSBURGH	14	2-3	0-0	0-0	2	1	2	1	0	1	4
NC STATE	11	0-0	0-0	1-2	2	3	2	2	0	1	1
at North Carolina	12	2-2	0-0	0-1	1	1	1	2	0	2	4
at Florida State	8	0-0	0-0	0-0	1	2	0	2	0	1	0
vs. Pittsburgh (ACCT)	18	0-2	0-0	1-2	1	2	5	2	1	2	1
vs. Dayton (NCAA)	8	0-2	0-1	0-0	2	2	1	0	0	0	0
vs. M. Tenn. (NCAA)	11	1-1	0-0	0-0	1	2	2	1	0	0	2
vs. Gonzaga (NCAA)	17	2-4	1-1	0-0	1	1	3	2	1	2	5
vs. Virginia (NCAA)	9	0-1	0-1	2-2	0	2	1	0	0	1	2
vs. N. Carolina (NCAA)	5	0-2	0-1	0-2	0	1	0	0	1	0	0

SYRACUSE

4

ELIJAH HUGHES

Forward • 6-6 • 215 • SO
Beacon, N.Y.
Beacon/Kennedy/South
Kent Prep/E. Carolina



Freshman Year at East Carolina:

- Hughes averaged 7.8 points and 2.3 rebounds per game as a freshman.
- He played in 25 games for the Pirates, including seven as a starter.
- East Carolina was 15-18 overall and 10-15 in games Hughes participated in.
- He participated in all 18 American Athletic Conference (AAC) games and averaged 7.2 points and 2.3 rebounds per contest.
- Hughes made his collegiate debut against GRAMBLING, a game won by the Pirates, 72-57.
- His first points with the Pirates came in the second game, a 61-51 triumph against NORTH CAROLINA A&T. Hughes had 10 points, four rebounds and three assists.
- Hughes missed seven early-season games due to injury.
- After returning to the lineup, Hughes had a 12-point showing at NORTH CAROLINA-WILMINGTON that included five rebounds.
- He had a season-best 19 points, which included three 3-pointers, in a home-court victory versus USF.
- Hughes had 10 points, three assists and two steals against SMU.
- He posted 18 points, including three 3-pointers, in a career-high 33 minutes versus CINCINNATI.
- The showing against CINCINNATI was the start of a three-game stretch in which Hughes averaged 14.7 points per contest. He had

14 points, six rebounds and four assists at CONNECTICUT and 12 points versus TULSA.

- The six rebounds against the HUSKIES represented a career high.
- Hughes helped the Pirates beat Temple in the AAC Tournament, 80-69. He had 17 points in the triumph.
- In a season-ending loss to SMU, Hughes had 15 points.
- He averaged 16.0 points and shot 10-of-17 (.588) from the field in two AAC Tournament contests.

South Kent School (Conn.):

- Hughes spent his senior season at South Kent under Coach Kevin Jefferson.
- The Cardinals were 20-10 overall and participated in the National Prep Championship.
- He earned honorable mention All-New England Preparatory School Athletic Council (NEPSAC) recognition.
- When South Kent defeated Post JV, 100-66, Hughes contributed 18 points.
- Hughes had 36 points when the Cardinals defeated Redemption Christian, 115-57.
- South Kent defeated Upper Room Christian School, 121-101, and Hughes had 24 points.
- The Cardinals split two games in the National Prep Showcase -- losing 86-79 to Hargrave Military Academy despite 18 points and nine rebounds from Hughes, and defeating Monteverde Academy, 100-80, with Hughes scoring 18.



Hughes will sit out the 2017-18 season after transferring to Syracuse from East Carolina. He has three years of eligibility left.

HUGHES CAREER HIGHS 2016-17 at East Carolina

Points: 19, USF, 2016-17
FG Made: 6 at Connecticut, 2016-17
FG Attempted: 14 at Connecticut, 2016-17
3-Point FGM: 3, USF; Cincinnati, 2016-17
3-Point FGA: 9, Cincinnati, 2016-17
FT Made: 6, USF, 2016-17
FT Attempted: 8, USF, 2016-17
Rebounds: 6 at Connecticut, 2016-17
Off. Rebounds: 2, Houston, at Connecticut, vs. SMU, 2016-17
Def. Rebounds: 5 at North Carolina-Wilmington, 2016-17
Assists: 4 at Temple, at Connecticut, 2016-17
Steals: 2, SMU, at UCF, 2016-17
Blocks: 2, Cincinnati, 2016-17
Minutes: 33, Cincinnati, 2016-17

HUGHES'S CAREER STATISTICS

Year	G	GS	TOTAL			3-PTS			FT	FTA	Pct	REBOUNDS				PF	FO	A	TO	Blk	Stl	Pts	Avg
			FG	FGA	Pct	3FG	3FGA	Pct				O	D	Tot	Avg								
2016-17	25	7	58	166	.349	24	88	.273	54	79	.684	11	47	58	2.3	46	1	32	24	11	14	194	7.8

- Hughes scored 24 points and added six rebounds in a 90-67 triumph against Putnam Science Academy.
- An 87-82 victory at Brewster Academy featured a 30-point effort from Hughes.
- In a late season rematch with Brewster Academy, won by South Kent 92-85, Hughes tallied 21 points and 10 boards.
- His 20 points helped the Cardinals defeat Lee Academy, 90-84.

Kennedy High School:

- The New York State Sportswriters Association named Hughes first-team Class A all-state.
- Kennedy was 26-2 overall and reached the 2015 Catholic High School Athletic Association (CHSAA) Class A state championship game.
- Hughes scored 17 points in a 66-56 victory against Cardinal Spellman
- He scored 18 points in back-to-back triumphs -- a 73-33 victory against Xavier and a 97-66 win versus Dwight Morrow.
- When Kennedy defeated Fordham Prep, 70-53, Hughes contributed 14 points.
- He posted 23 points when the Gaels defeated St. Joseph By-The-Sea, 73-43.
- Kennedy lost a rematch with Fordham Prep, despite 16 points from Hughes.
- Hughes had 16 points and helped Kennedy defeat McClancy, 53-43, in the CHSAA quarterfinals.
- The Gaels defeated Monsignor Farrell in the CHSAA semifinals, 55-46, and Hughes scored 21.
- He contributed 15 points and nine rebounds in a 72-61 win in the CHSAA title game.
- Kennedy was defeated by Canisius in the title tilt, 65-55. Hughes had 15 points in the defeat.
- Hughes earned CHSAA Class A MVP honors.
- He was coached by Colin Hanahoe.

Beacon High School:

- Hughes attended Beacon High School and played for Coach Tom Powers in 2013-14.
- The Bulldogs finished the campaign 15-7.
- In Beacon's season opener, a 47-37 victory at Carmel, Hughes had 13 points.

- His first 20-point outing of the season came in a 80-63 win against Somers, when he had 20 points to go with six rebounds and five steals.
- Beacon beat Peekskill, 66-61, and Hughes contributed 14 points and five steals.
- Hughes had a season-high 33 points as well as six assists and six steals against Red Hook. He was 12-of-18 from the field, including 4-of-6 on 3-point attempts. The Bulldogs won, 70-57.
- In a 58-52 triumph at Arlington, he posted 11 points and seven steals.
- Hughes missed four straight games during the January portion of Beacon's schedule.
- Beacon defeated Our Lady of Lourdes, 60-50, and Hughes had 22 points, eight rebounds and five steals.
- The Bulldogs lost to Arlington a second time, 66-56, despite Hughes tallying 19 points and seven rebounds.
- Beacon bounced back by defeating John Jay, 75-63, and Hughes had 16 points and five assists.
- He posted a double-double (19 points-10 rebounds) when Beacon lost to Clarkstown South, 77-73.
- Hughes had a season-high five 3-pointers and finished with 31 points in a 77-68 loss to Ketcham.
- The Bulldogs closed out the regular season by beating Poughkeepsie, 78-59, behind a 25-point effort from Hughes.
- Beacon opened the Section 1 Class A postseason with a 69-39 victory against Lincoln in an outbracket game. Hughes had 13 points and five assists.
- He had 25 points in a 72-64, Section 1 Class A first round win against Pearl River.
- Hughes had 17 points and seven rebounds when the Bulldogs lost to Panas in the Section 1 Class A quarterfinals, 63-51.

Personal:

- Elijah Wayne Hughes was born in Poughkeepsie.
- He is the son of Wayne and Penny Hughes.
- He is enrolled in the David B. Falk College of Sport and Human Dynamics.



As a freshman at East Carolina, Hughes ranked fifth on the team in scoring average (7.8). He had a career-high 19 points against USF.

2016-17 HUGHES GAME-BY-GAME

2016-17 at East Carolina

Opponent	MP	FG	3PT	FT	R	F	A	T	B	S	TP
GRAMBLING STATE	7	0-2	0-1	0-0	1	0	0	0	0	0	0
N.C. A&T	21	4-9	2-6	0-1	4	1	3	1	0	0	10
at Charlotte	DNP										
STETSON	DNP										
FLORIDA A&M	DNP										
vs. Mercer	DNP										
vs. Air Force	DNP										
HAMPTON	DNP										
NC CENTRAL	DNP										
at Virginia	DNP										
CHARLESTON	17	0-1	0-1	1-2	2	1	0	0	0	0	1
at UNCW	23	3-6	1-3	5-6	5	1	0	1	0	0	12
PRESBYTERIAN	16	3-9	0-4	3-3	3	1	1	0	1	1	9
USF	26	5-8	3-6	6-8	4	1	1	0	1	1	19
SMU	24	4-10	1-5	1-3	2	2	3	1	1	2	10
at UCF	20	0-3	0-2	2-8	2	5	0	0	0	2	2
at Temple	19	2-8	1-4	2-2	2	2	4	1	0	1	7
HOUSTON	24	1-7	0-4	5-6	3	1	1	3	0	1	7
CINCINNATI*	33	5-13	3-9	5-7	3	4	0	0	2	0	18
at UCONN*	26	6-14	2-6	0-0	6	1	4	1	1	1	14
TULSA*	26	4-10	1-6	3-4	1	4	3	2	0	0	12
at Memphis*	26	1-6	1-5	0-0	2	3	1	1	0	0	3
at SMU*	25	0-7	0-4	4-6	2	3	0	1	1	0	4
TULANE	12	2-6	1-3	0-0	2	0	2	1	1	0	5
at USF	24	2-10	1-5	2-5	1	2	2	0	0	0	7
TEMPLE*	13	2-3	2-2	0-0	1	1	0	1	0	0	6
UCF*	27	2-7	0-2	2-2	3	2	3	3	1	1	6
at Tulane	12	1-3	0-0	0-0	1	1	1	1	1	1	2
at Tulsa	18	0-3	0-0	4-4	4	3	0	1	0	1	4
UCONN	16	1-3	1-3	1-2	2	3	2	2	0	0	4
at Houston	8	0-1	0-1	0-0	0	0	0	1	0	0	0
vs Temple (AACT)	25	5-7	2-2	5-6	0	1	0	1	1	1	17
vs SMU (AACT)	24	5-10	2-4	3-4	2	3	1	1	0	1	15

*indicates start

SYRACUSE

2 MATTHEW MOYER

Forward • 6-8 • 215 • RFR
Gahanna, Ohio
Lincoln/South Kent Prep



USA East Coast:

- Moyer played with USA East Coast, a team of collegiate players which traveled to Spain for a series of exhibition games.
- In a 102-67 victory versus Spanish Select, Moyer had 13 points, six boards and four assists.

Freshman Year:

- He sat out the regular season as a redshirt
- Moyer logged nine minutes in an exhibition win against Indiana (Pa.) and had two rebounds.
- Moyer was able to practice with the Orange during the year.

South Kent School (Conn.):

- Moyer was named the 2016 Connecticut Gatorade Player of the Year.
- He helped the Cardinals to a 20-10 record and the semifinals of the New England Preparatory School Athletic Council (NEPSAC) Class AAA Semifinals.
- He was coached by Kevin Jefferson.
- Moyer was a first-team NEPSAC Class AAA selection.
- In the season opener against Redemption Christian, Moyer had 23 points in a 115-57 victory.
- He followed with 19 points in a 121-101 triumph versus Upper Room Christian School.
- In the National Prep Showcase, South Kent was defeated by Hargrave Military Academy, 86-79, despite 19 points from Moyer.
- He scored 27 points and added eight rebounds when the Cardinals beat Monteverde Academy in the same event, 100-80.
- Moyer posted a double-double (15 points-12 rebounds) when his team defeated Army Prep, 99-83.
- South Kent defeated The Word Of God High School, 87-80, in the

Big Apple Basketball Invitational, and Moyer contributed 16 points and 10 boards.

- He produced 18 points and 14 rebounds versus Northfield Mt. Hermon, but South Kent was defeated, 90-86.
- The Cardinals toppled Bridgton Academy for the second time, 80-65, and Moyer had 21 points.
- He had 16 points and 11 rebounds in a 63-59 victory at New Hampton.
- The next time out, in a 104-95 victory against Commonwealth Academy, Moyer had 29 points and a season-best 17 rebounds.
- He had 22 points when his club beat Thomas More, 101-83.
- The Cardinals posted a fifth-consecutive triumph, 92-85 versus Brewster Academy, and Moyer contributed 25 points.
- He had 30 points and 10 boards when South Kent defeated Rock Top Academy, 123-85.
- Moyer had 10 rebounds again, to go with 20 points, in a 90-84 victory against Lee Academy.
- South Kent defeated Bridgton Academy, 95-76, in the quarterfinals of the NEPSAC Tournament. Moyer contributed 20 points.
- The Cardinals lost in the semifinals to Northfield Mt. Hermon, 86-78, despite 23 points from Moyer.
- Moyer was ranked 74th overall in the ESPN 100, 71st by Scout.com, 40th by Rivals.com and 80th by 247sports.com.

Lincoln High School:

- Coach Tony Staib led Lincoln to a 22-4 record and the district final in Moyer's sophomore season.
- In an 80-53, early-campaign win against Groveport, Moyer had a season-high 13 points.



- He tallied 13 points for the second time when the Lions beat Groveport-Madison, 84-63.
- In the 2014 Ohio High School Athletic Association (OHSAA) Division I District Playoffs, the Lions defeated Dublin Scioto and Moyer had 10 points.
- He contributed 11 points in an 86-40 victory versus Logan.
- Lincoln opened the 2014-15 season with 14 straight victories and finished with a 22-4 mark.
- Moyer had 20 points in a 74-35 victory against Lancaster.
- He posted 17 points in a 72-51 victory against Eastmoor.
- His 20 points helped the Lions defeat Grove City, 63-47.
- Moyer followed that up with 18 points in a win against Pickerington North (78-61) and another 18 in a loss to Pinkerington Central (53-52).
- Lincoln opened the 2015 OHSAA Division I District Playoffs by beating Watkins Memorial, 86-36.
- Moyer had seven points, 10 assists and eight rebounds when

Lincoln defeated Whetstone in the quarterfinals, 88-49.

- The Lions defeated Chillicothe in the semifinals, 57-44, and Moyer contributed 16 points.
- In the district final, Lincoln was defeated by Northland, 66-65, despite 15 points and 14 rebounds from Moyer.
- He earned Third-Team Division I All-District recognition.
- Moyer played in the 2015 Mary Kline Classic and tallied 12 points.
- Moyer, who plays the violin, was part of the Lincoln Orchestra.
- He also was a member of the school's chess club.

Personal:

- Matthew Anthony Moyer is the son of Fred and Annette Moyer.
- He was born June 1997.
- Moyer is enrolled in the S.I. Newhouse School of Public Communication and is pursuing a degree in broadcast journalism.

35 BOURAMA SIDIBE

Forward • 6-10 • 205 • FR
Newark, N.J.
St. Benedict's Prep



St. Benedict's Prep:

- St. Benedict's produced a 35-2 record in Sidibe's junior year.
- The Gray Bees opened the season by winning at Academy New Church, 72-48. Sidibe had 17 points and 16 rebounds.
- Sidibe's team won the New Jersey State Prep A Tournament. St. Benedict's defeated Lawrenceville, 99-60, in the semifinals. Sidibe had 12 points and nine rebounds in the title-taking game versus Blair Academy, a 64-52 victory.
- While competing in the Shirts vs. Skins Classic, Sidibe had 24 points and 15 rebounds in a 75-61 victory against Calvert Hall. St. Benedict's won its second game in the event, a 63-46 triumph against McDonogh that featured 14 points from Sidibe.
- Sidibe had 15 points and 11 rebounds in an 80-55 victory against Upper Room Christian.
- In the 2016 Hoops For Troops Tournament, St. Benedict's beat Our Saviour Lutheran, 76-51, and Sidibe contributed 10 points, 15 rebounds and six blocks.
- When the Gray Bees defeated St. Joseph, 62-59, Sidibe had 16 points.
- St. Benedict's defeated Huntington Prep, 78-68, in the 2016 Prime Time Shootout. Sidibe had 17 points.
- Sidibe posted 12 points and nine rebounds when the Gray Bees won against Blair Academy, 64-52, in the 2016 New Jersey Prep A Playoffs.
- St. Benedict's won the 2016 North American Independent Schools Athletic Conference (NAISAC) Championship. The Gray Bees defeated Our Savior New American in the semifinals,

- 73-47, and Upper Room Christian, 67-49 in the title tilt. Sidibe had 11 points, 12 rebounds and five blocks in the championship game.
- In the Dick's High School Nationals game against La Lumiere, Sidibe had 13 points and 12 boards in a 60-59 loss.
- He helped the Gray Bees to a 30-4 overall record as a senior.
- In a 65-59 loss to Mt. St. Joseph's at the Shirts vs. Skins Classic, Sidibe had 16 points and seven rebounds.
- He had 13 points when St. Benedict's trounced Middle Township, 73-15, in the Jimmy V. Classic.
- Sidibe produced 20 points to help the Gray Bees past Bergen Catholic in the Hoop Group Tipoff, 68-51.
- He had 13 points, eight rebounds and five blocks when St. Benedict's defeated Sagemont in the Slam Dunk To The Beach. The Gray Bees claimed the event title by defeating Collegiate, 88-51, behind nine points and 15 boards from Sidibe.
- St. Benedict's won against Life Center, 95-21, and Sidibe had 14 points and 10 rebounds.
- Sidibe contributed 12 points and 19 rebounds in an 87-53 triumph against Philadelphia Math Civics & Sciences.
- The Gray Bees captured the 2017 Saint James (Md.) Invitational Tournament.
- Sidibe scored 13 points to help St. Benedict's past Oak Hill Academy, 59-47, in the Metro Classic.
- St. Benedict's won the New Jersey State Prep A Tournament for the third straight year.

- St. Benedict's beat Peddie, 70-54, in the state prep A semifinals, thanks in part to 18 points from Sidibe.
- Sidibe had 18 points and 17 rebounds in a 47-44 defeat of Blair Academy in the New Jersey State Prep A championship game.
- Sidibe had 24 points when the Gray Bees beat Redemption Christian, 83-72.
- A 90-58 defeat of Rise Academy featured 20 points from Sidibe.
- The Gray Bees won the 2017 NAISAC Championship.
- St. Benedict's claimed the title by defeating Our Savior, 103-71. Sidibe scored his 1,000 career point in the victory.
- Sidibe was coached by Mark Taylor at St. Benedict's.
- He played in the 2017 Jordan Brand Classic Regional game and had 18 points and 12 rebounds.



Personal:

- Bourama Sidibe was born November 1997 in Mali, the eighth-largest country in Africa.
- He is the son of Satigui and Arminata Sidibe.
- Sidibe is enrolled in the David B. Falk College of Sport and Human Dynamic.

SYRACUSE

30 GENO THORPE

Guard • 6-3 • 184 • GR
Pittsburgh, Pa.
Shaker/Penn State/
USF



Senior Year at USF:

- Thorpe led USF in a number of categories, including scoring (15.1), assist (4.6), steal (1.6) and minutes-played (33.0) averages.
- He also topped the Bulls in free-throw percentage (.846) and starts (27).
- Thorpe tied for second in 3-pointers made (39) on the squad.
- He began the season with six straight double-figure scoring efforts. Thorpe averaged 16.3 points over the six-game run.
- Thorpe opened the campaign with 19 points in a win against FLORIDA A&M.
- He followed with 16- and 19-point efforts versus ELON and RIDER.
- When Thorpe tallied 22 points in a win at TROY, he shot a career-best 12-of-13 from the foul line.
- In a close encounter with SOUTH CAROLINA, Thorpe had 11 points and a career-high nine rebounds.
- He scored 18 points in back-to-back games against DELAWARE and at EAST CAROLINA.
- Thorpe had consecutive 16-point showings at SMU and versus Tulane.
- His 22 points and six assists were not enough in a loss at UCF.
- He distributed nine assists versus UCONN, the top total of his career.

- Thorpe had 22 points and added six assists but the Bulls lost at CENTRAL FLORIDA.
- Thorpe scored in double digits in eight of his last nine games at USF. He averaged 18.8 points during the stretch.
- He had a career-best 25 points, and six assists, at TEMPLE.
- When USF snapped a 12-game losing streak by defeating EAST CAROLINA, 64-57, Thorpe totaled 22 points and eight assists.
- He topped 20 points in back-to-back games at TULANE (22) and at TULSA (24). He also had six assists and five steals versus the GOLDEN HURRICANE.
- In his team's final regular-season game against TEMPLE, Thorpe had 21 points, five rebounds and five assists.
- In an American Athletic Conference Tournament game, Thorpe had 23 points and six assists against CONNECTICUT.

Junior Year at USF:

- Thorpe participated in USF practices but not games as a transfer student.

Sophomore Year at Penn State:

- He saw action in all 34 games and started 17 of the contests for the Nittany Lions.
- He was with the starting five in the last 16 games of the campaign.
- Thorpe averaged 8.7 points-per-game, the team's fourth-best mark.



THORPE CAREER HIGHS 2013-14, 2014-15 at Penn State; 2015-16, 2016-17 at USF

Points: 25 at Temple, 2016-17
FG Made: 11 at Temple, 2016-17
FG Attempted: 19 at Temple, 2016-17
3-Point FGM: 4 at Connecticut, 2016-17
3-Point FGA: 7 at Tulsa, 2016-17
FT Made: 12 at Troy, 2016-17
FT Attempted: 13 at Troy, 2016-17
Rebounds: 9, South Carolina, 2016-17
Off. Rebounds: 4, Duquesne, 2014-15
Def. Rebounds: 6, South Carolina, 2016-17; Iowa, at Northwestern, 2014-15
Assists: 9, Connecticut, 2016-17
Steals: 6 vs. Iowa (BET), 2014-15
Blocks: 1, UCF, at Memphis, 2016-17; vs. Iowa, vs. Nebraska, Minnesota, vs. Cornell, 2014-15;
Minutes: 40, Bethune Cookman, 2016-17

THORPE'S CAREER STATISTICS

2013-14, 2014-15 at Penn State; 2015-16, 2016-17 at USF

Year	G	GS	TOTAL			3-PTS			FT	FTA	Pct	REBOUNDS				PF	FO	A	TO	Blk	Stl	Pts	Avg
			FG	FGA	Pct	3FG	3FGA	Pct				O	D	Tot	Avg								
2013-14	32	3	31	57	.544	3	10	.300	38	55	.691	13	39	52	1.6	42	0	17	20	0	16	103	3.2
2014-15	34	17	91	229	.397	20	65	.308	94	112	.839	26	62	88	2.6	103	2	43	53	4	38	296	8.7
2015-16	sat out as transfer																						
2016-17	28	27	140	354	.395	39	104	.375	104	123	.846	21	61	82	2.9	75	2	129	84	2	44	423	15.1
Totals	94	47	261	640	.408	62	179	.346	236	290	.814	60	162	222	2.4	220	4	189	157	6	98	822	8.7

- He led the team in free-throw percentage (.839).
- Thorpe scored in double digits 15 times during the campaign.
- His six steals against Iowa represented a program Big Ten Tournament record.
- When Penn State edged DUQUESNE, 64-62, Thorpe had a season-high 19 points and made 11-of-14 from the foul line.
- Thorpe tallied 17 points in a home-court loss to MARYLAND.
- He grabbed a season-best seven boards and added 14 points in 39 minutes of play in an 81-77 defeat by IOWA at the Jordan Center.

Freshman Year at Penn State:

- Thorpe played in 32 games and was with the first five three times.
- He completed the season with 11 consecutive made free throws.
- His first collegiate start came on January 8, 2014 against MINNESOTA. He had eight points and three boards.
- He had a season-high 10 points and five rebounds in a 69-65 victory against HAMPTON in the College Basketball Invitational. He made all six free throws including four in the last 30 seconds.

Shaler High School:

- He was named most outstanding player of the 2013 Mary Kline Classic after contributing 20 points and three rebounds in a win.

- Thorpe surpassed 1,000 career points while playing for Shaler High School.
- He was named Pennsylvania Class AAAA First Team in 2012 and 2013.
- His 26.3 points-per-game average as a senior led the Western Pennsylvania Interscholastic Athletic League (WPIAL).
- As a junior he averaged 21.5 points, 3.2 rebounds and 2.6 assists per game.
- Thorpe helped Shaler to its first appearance in the Pennsylvania Interscholastic Athletic Association (PIAA) Quarterfinals in 2012.
- Shaler won the 2012 sectional crown and reached the WPIAL Class AAAA semifinals.
- The Titans were 22-2 and won the sectional title in Thorpe's sophomore year. He averaged 17.5 points-per-outing.
- Thorpe attended Shady Side Academy as a freshman.

Personal:

- Geno Thorpe was born November 1994 in Pittsburgh, Pa.
- He is the son of Geno Thorpe.
- Thorpe is pursuing a master's degree in instructional design, development and evaluation from the School of Education.

2014-15 THORPE GAME-BY-GAME AT PENN STATE

Opponent	MP	FG	3PT	FT	R	F	A	T	B	S	TP
MORGAN STATE	19	4-7	1-2	2-2	2	4	0	1	0	2	11
FORDHAM	16	1-5	0-2	2-2	3	3	1	3	0	2	4
vs. Charlotte	30	2-4	1-2	9-10	2	3	2	0	0	1	14
vs. Cornell	28	1-5	0-3	4-4	3	1	2	2	1	2	6
vs. USC	21	3-7	0-1	0-0	4	2	2	1	0	0	6
AKRON	21	3-3	1-1	3-5	2	2	1	2	0	0	10
at Bucknell	30	3-7	1-1	5-6	4	3	0	1	0	0	12
VIRGINIA TECH	17	1-5	0-2	4-4	2	1	0	3	0	1	6
at Marshall	17	2-6	0-0	0-0	3	2	2	1	0	0	4
DUQUESNE	28	4-9	0-2	11-14	4	4	0	1	0	1	19
GEORGE WASHINGTON	25	3-9	0-2	2-2	1	4	1	2	0	0	8
vs. Drexel	21	1-3	0-1	2-2	0	4	1	4	0	2	4
DARTMOUTH	21	3-5	1-1	5-7	4	2	1	1	0	1	12
at Wisconsin	23	3-6	1-2	4-4	2	2	0	1	0	0	11
at Rutgers*	14	1-3	0-1	0-0	1	4	1	4	0	0	2
MICHIGAN	23	2-6	0-2	4-4	2	4	2	1	0	1	8
at Indiana	21	4-6	1-2	1-1	2	2	0	3	0	3	10
PURDUE	19	1-3	1-3	2-2	0	4	0	2	0	0	5
at Michigan State*	12	1-2	0-0	0-0	0	4	0	0	0	1	2
RUTGERS*	28	2-6	1-1	4-4	3	2	5	0	0	3	9
MINNESOTA*	28	2-6	2-2	3-4	4	2	4	1	1	3	9
at Illinois*	31	0-4	0-2	4-5	3	1	3	1	0	0	4
at Maryland*	18	4-7	0-2	2-2	1	5	0	1	0	0	10
NEBRASKA*	31	5-10	1-2	3-4	3	2	1	2	0	3	14
at Ohio State*	21	0-6	0-1	0-0	1	4	0	1	0	0	0
MARYLAND*	36	6-10	2-3	3-3	5	4	1	0	0	1	17
WISCONSIN*	24	3-6	0-1	0-0	1	4	0	1	0	0	6
at Northwestern*	35	5-17	3-5	0-0	6	2	3	2	0	0	13
IOWA*	39	5-16	1-5	3-4	7	4	3	3	0	1	14
OHIO STATE*	17	3-6	0-2	3-4	1	4	2	1	0	1	9
at Minnesota*	28	6-10	1-2	1-1	3	2	0	2	0	1	14
vs. Nebraska* (BET)	26	1-5	0-3	3-4	4	4	1	1	1	0	5
vs. Iowa* (BET)	29	4-12	1-3	2-4	5	5	3	2	1	6	11
vs. Purdue* (BET)	29	2-7	0-1	3-4	0	3	1	2	0	2	7

*indicates start

2013-14 THORPE GAME-BY-GAME AT PENN STATE

Opponent	MP	FG	3PT	FT	R	F	A	T	B	S	TP
WAGNER	4	1-2	0-0	0-1	0	1	0	0	0	0	2
BUCKNELL	12	2-3	0-1	0-2	1	1	0	0	0	0	4
at Pennsylvania	14	1-1	0-0	1-3	1	1	0	0	0	0	3
LA SALLE	9	0-0	0-0	0-0	2	0	1	0	0	0	0
LONGWOOD	5	1-1	0-0	2-2	0	0	1	0	0	0	4
MONMOUTH	5	0-0	0-0	0-0	1	1	0	1	0	0	0
vs. St. John's	2	0-1	0-0	0-0	0	0	0	0	0	0	0
vs. Ole Miss	5	1-1	0-0	0-0	1	0	0	0	0	0	2
at Pittsburgh	12	1-1	0-0	2-2	1	3	0	0	0	1	4
MARSHALL	17	2-5	0-1	2-2	4	2	2	1	0	1	6
at Duquesne	15	1-2	0-0	2-2	1	1	0	1	0	0	4
PRINCETON	1	0-0	0-0	1-2	1	1	0	0	0	0	1
MT. ST. MARY'S	15	1-3	0-1	0-0	3	2	1	0	0	1	2
MICHIGAN STATE	12	1-2	0-0	2-2	2	0	0	0	0	0	4
at Illinois	9	1-1	0-0	1-2	3	3	0	1	0	0	3
MINNESOTA*	29	2-7	0-2	4-6	3	3	0	2	0	2	8
INDIANA*	24	2-2	1-1	0-2	4	2	2	1	0	2	5
at Michigan*	20	0-0	0-0	2-2	0	2	0	1	0	0	2
at Purdue	DNP										
NEBRASKA	1	0-0	0-0	0-0	1	0	0	0	0	0	0
at Ohio State	2	0-0	0-0	0-0	1	2	0	0	0	0	0
PURDUE	1	0-0	0-0	0-0	0	1	0	0	0	0	0
at Michigan State	13	1-2	0-1	0-1	3	1	2	1	0	0	2
ILLINOIS	4	0-0	0-0	0-0	0	0	0	0	0	0	0
at Indiana	13	1-1	0-0	2-5	1	3	0	0	0	0	4
IOWA	7	0-1	0-0	1-2	0	0	1	1	0	0	1
at Nebraska	9	1-2	0-0	2-2	2	2	0	1	0	1	4
OHIO STATE	19	3-4	0-0	3-4	3	2	0	1	0	0	9
WISCONSIN	DNP										
at Northwestern	8	0-1	0-0	0-0	1	1	0	0	0	0	0
at Minnesota	17	2-2	0-0	1-1	2	0	4	3	0	3	5
vs. Minnesota (BET)	28	2-4	1-1	4-4	3	1	1	1	0	1	9
HAMPTON (CBI)	25	2-4	0-1	6-6	5	3	1	2	0	0	10
at Siena (CBI)	22	2-4	1-1	0-0	2	3	1	3	0	2	5

*indicates start

2016-17 THORPE GAME-BY-GAME AT USF

Opponent	MP	FG	3PT	FT	R	F	A	T	B	S	TP
FLORIDA A&M*	35	8-17	1-3	2-2	3	3	5	3	0	1	19
ELON*	30	7-13	0-2	2-5	5	2	3	3	0	2	16
RIDER*	36	7-16	1-4	3-5	5	2	5	3	0	3	18
at FAU*	29	4-14	0-3	3-3	7	4	3	1	0	1	11
KENNESAW STATE*	37	4-12	0-3	4-5	4	1	7	3	0	3	12
at Troy*	38	4-14	2-3	12-13	6	2	4	4	0	2	22
at George Washington*	20	2-6	1-3	0-0	1	4	7	3	0	0	5
BETHUNE-COOKMAN*	40	1-6	0-3	6-6	3	3	6	3	0	1	8
SOUTH CAROLINA*	39	3-13	0-1	5-6	9	3	0	5	0	2	11
NORTHERN ILLINOIS*	34	3-13	1-5	0-1	1	2	2	1	0	0	7
DELAWARE*	27	4-8	2-3	8-8	0	2	3	1	0	1	18
at ECU*	36	7-13	2-3	2-2	2	2	2	3	0	0	18
HOUSTON*	35	3-10	1-2	2-2	6	4	3	1	0	1	9
at SMU*	35	6-12	1-2	3-3	3	2	6	3	0	1	16
TULANE*	36	4-13	0-4	8-9	4	4	4	4	0	3	16
at Memphis*	33	5-17	0-2	2-2	3	1	5	5	1	4	12
at UCF*	34	8-18	3-6	3-4	0	1	6	1	0	1	22
TULSA*	27	3-11	2-3	0-0	2	5	3	1	0	1	8
UCONN*	32	2-8	1-5	1-2	2	2	9	2	0	1	6
at Cincinnati	DNP										
MEMPHIS	DNP										
at Temple*	34	11-19	2-4	1-1	4	4	6	2	0	3	25
at UCONN*	28	2-8	1-3	6-6	0	2	3	3	0	1	11
ECU	35	6-13	3-6	7-8	1	2	8	2	0	1	22
CINCINNATI*	37	4-13	3-6	8-8	1	2	4	3	0	1	19
at Tulane*	21	7-14	2-3	6-8	3	4	1	2	0	2	22
at Tulsa*	35	7-15	3-7	7-8	1	4	5	6	0	5	24
UCF	31	1-7	0-4	0-0	0	2	8	3	1	0	2
TEMPLE*	37	8-16	3-5	2-5	5	1	5	5	0	1	21
at UCONN* (AACT)	34	9-15	4-6	1-1	1	5	6	8	0	2	23

*indicates start

SYRACUSE

10 HOWARD WASHINGTON

Guard • 6-3 • 180 • FR

Buffalo, N.Y.

Canisius/Montverde Academy, Fla./

Athlete Institute Prep



Athlete Institute Prep

- Washington played for Coach Chris Cobbina at Athlete Institute Prep in 2016-17.
- He averaged 17.9 points, 9.4 assists and 6.9 rebounds for the Bears, who finished the season with a 24-9 record.
- Athlete Institute Prep finished third in the Ontario Scholastic Basketball Association (OSBA) regular-season standings with a 17-3 mark.
- The Bears beat TRC Academy in November, 75-64, and Washington had 18 points.
- He tallied 15 points, 15 assists and 10 rebounds in a 120-78 victory against Vaughan Secondary School.
- The Bears lost at Orangeville Prep, 95-92, despite a 22-point effort from Washington.
- In a January regular-season matchup with Ridley, Washington had 22 points and the Bears won, 105-78.
- Orangeville Prep edged Athlete Institute, 94-90, despite 26 points from Washington.
- Washington had 17 points when Athlete Institute defeated Ridley College in the quarterfinals of the OSBA playoffs, 96-71.
- The Bears lost in the semifinals to TRC Academy, 97-88. Washington had 19 points.
- Washington was selected to participate in the 2017 All-Canadian BioSteel Basketball game. He had four points and three rebounds for the Red Squad, which won, 153-135.

Montverde Academy (Fla.)

- Washington was mentored by Coach Kevin Boyle at Montverde Academy in 2014-15 and 2015-16.

- Washington helped the Eagles to a 26-2 record in 2015-16.
- Washington opened his senior campaign with a 24-point effort in a 76-70 victory against Pebblebrook (Ga.).
- He had 15 points and four assists when the Eagles defeated Dillard (Fla.) in the Beach Ball Classic, 67-36.
- Montverde Academy was ranked first and Chino Hills (Cal.) second when the two teams squared off in the 2015 City of Palms Classic. Chino Hills, led by the Ball brothers, won 83-82.
- Washington had eight assists when Montverde Academy beat Socastee, 99-21, in the Beach Ball Classic.
- His nine assists helped the Eagles past Sierra Canyon, 81-67, in the Hoophall Classic.
- In the Primetime Shootout, Washington had 15 points and five rebounds to lead the Eagles past Wasatch Academy, 83-62.
- Montverde Academy lost in the semifinals of the 2016 Dick's Sporting Goods High School National Tournament to La Lumiere, 55-47.
- The Eagles were 31-1 in 2014-15 and featured Ben Simmons, future first overall pick in the 2016 NBA Draft.
- In the second game of the season, a 92-72 victory against Jonesboro, Montverde Academy got 12 points, five rebounds and four assists from Washington.
- He had 10 points and five assists in a 79-63 triumph against IMG Academy in the Lake County vs. Florida Shootout.
- Montverde Academy defeated Ballard in the Buckeye Classic, 71-57, Washington had 13 points.
- Washington equaled his season high by scoring 13 points in a 64-59 victory against Wayne in the City of Palms Classic.
- He had 10 points and three assists when the Eagles defeated The First Academy, 67-57, in the 2015 Montverde Academy Invitational Tournament (MAIT).
- Montverde Academy defeated Oak Hill Academy, 70-61, to win the 2015 Dick's Sporting Goods High School National Tournament.

Canisius High School

- Washington earned 2013 All-WNY Second Team recognition.
- He averaged 15.0 points, 5.5 assists and 4.0 rebounds per game.
- He was named the Monsignor Martin Association Co-Player of the Year.
- Canisius was 23-5 and reached the New York State Catholic High School Athletic Association Class A title game. The squad lost to Nazareth, 46-40.

Personal:

- Howard J. Washington was born March 1998 in Buffalo, N.Y.
- He is the son of Howard Sr. and Kacey Washington.
- Washington is enrolled in the David B. Falk College of Sport and Human Dynamics and majoring in child and family studies.

0

ADRIAN AUTRY

Guard • 6-0 • 185 • JR
Jamesville, N.Y.
Jamesville-DeWitt



Sophomore Year:

- Autry participated in 12 Syracuse games in his second year with the program.
- He saw game action in the season-opening win over COLGATE, where he tallied a three-point basket.
- Autry came off the bench in wins against HOLY CROSS and MONMOUTH.
- He had two points in Syracuse's victory against SOUTH CAROLINA STATE.
- Autry was again called into action versus BOSTON U.
- When the Orange defeated EASTERN MICHIGAN, he contributed a steal.
- He competed versus ST. JOHN'S and hit his second 3-pointer of the season against CORNELL.
- Autry played in both games against BOSTON COLLEGE and had a season-high two rebounds in the home-court encounter.
- He played at NORTH CAROLINA and in the final regular-season game against GEORGIA TECH.
- Autry had a rebound and a steal versus the YELLOW JACKETS.

Freshman Year:

- In his debut against CORNELL, he converted two free throws and had a steal.
- Autry also played in wins against MONTANA STATE, BOSTON COLLEGE and WAKE FOREST.

Jamesville-DeWitt High School:

- He played for Coach Bob McKinney at Jamesville-DeWitt.
- Autry averaged 5.9 points an outing as a junior.
- He had 11 points when the Red Rams defeated Mexico, 89-28.
- In an 87-54 victory against Homer, Autry contributed 11 points.
- He had a season-best 13 points in a 73-57 victory at Fowler.

- Jamesville-DeWitt lost to Bishop Ludden in the 2014 New York State Public High School Athletic Association (NYSPHSAA) Section III Class A final, 76-49.
- He averaged 6.5 points per game as a senior for a team which finished with a 17-6 record.
- In a 67-60 victory versus Cortland, Autry had 12 points.
- He produced a season-high 13 versus Cortland in the quarterfinals of the NYSPHSAA Section III Class A Tournament, a 67-59 win.
- The Red Rams lost in the 2015 NYSPHSAA title game to Christian Brothers Academy, 69-46.

Personal:

- Adrian Christopher Autry is the son of Adrian and Andrea Autry.
- He was born June 1997 in Queens, N.Y.
- He is enrolled in the David B. Falk College of Sport and Human Dynamics and majoring in child and family studies.



34

BRAEDON BAYER

Guard • 6-4 • 190 • RJR
Lagrangeville, N.Y.
Trinity-Pauling School/Grinnell College



Sophomore Year:

- He sat out the season as a redshirt.
- Bayer was able to practice with the Orange during the year.

Grinnell College:

- In 2014-15, Grinnell was 15-10.
- Bayer played in all 25 games and started three.
- He averaged 10.7 points per game.
- In a season-opening, 124-114 loss to GEORGE FOX, Bayer had 20 points.
- He had 22 points and five rebounds in a 136-112 win against BLACKBURN.
- Bayer scored 10 points when the Pioneers beat LAKE FOREST, 130-116.
- He contributed 21 off the bench in a 133-119 victory against PRESENTATION.
- Bayer had 12 assists when Grinnell beat CORNELL COLLEGE, 127-73.
- He posted 18 points and five assists when Grinnell beat LAWRENCE, 126-116.
- In the next outing Bayer had 13 points and the Pioneers beat RIPON, 112-96.
- In a 111-91 victory at KNOX, Bayer had 10 assists.
- The team lost in overtime at CARROLL, 139-131, despite 11 points from Bayer.
- Bayer tallied 22 in a 116-110 loss at CORNELL COLLEGE.
- The Pioneers got back on the winning track by beating BELOIT, 128-110, and Bayer had 12 points.
- He had 10 points and six assists when Grinnell beat ILLINOIS COLLEGE, 113-74.
- Bayer had 11 points, seven assists and four steals in a 116-84 win against KNOX.
- He had 14 points in a 98-89 victory at MONMOUTH.

- The Pioneers were 9-14 last winter.
- Bayer played in nine games, including four as a starter.
- Bayer averaged 11.2 points per game.
- He had 10 points in the season opener against SILVER LAKE.
- Bayer had 10 points vs. COLORADO COLLEGE.
- He posted 10 points the next time out versus SIMPSON.
- Bayer had 21 points, including five 3-pointers, in a 118-114 loss to BELOIT.
- He had nine points and five rebounds in a 123-120 win at CORNELL COLLEGE.
- In a 104-91 loss to ST. NORBERT, he had eight points.
- Bayer had 18 points in a 142-135 loss to Monmouth.

Trinity-Pawling School:

- He was a two-time team captain for Coach Bill Casson.
- His club won the Tristate League Championship his junior and senior year.
- In 2012-13, Trinity-Pawling reached the Class A Boys Semifinals before losing to Goate Rosemary Hall, 66-60, and finishing 18-8.
- In Bayer's senior year, the Pride were 18-5.
- Bayer also played soccer.
- He was on the school's Headmaster's List each of his last six semesters.

Personal:

- Braedon G. Bayer was born in Poughkeepsie, N.Y. in April 1996.
- He is the son of Gregory and Crystal Bayer.
- He is majoring in economics in the College of Arts and Sciences.

SYRACUSE

24 SHAUN BELBEY

Guard • 5-10 • 165 • JR
Brick, N.J.
Christian Brothers Academy



Sophomore Year:

- He played in 12 games for the Orange.
- Belbey tallied one assist in the season-opening win over COLGATE.
- He logged time in wins against MONMOUTH and SOUTH CAROLINA STATE.
- He scored his first career points against BOSTON UNIVERSITY with two on the night.
- Belbey contributed an assist to the victory versus EASTERN MICHIGAN.
- He also saw court time in non-league encounters with ST. JOHN'S and CORNELL.
- Belby played in ACC matchups with BOSTON COLLEGE (home and away), at NORTH CAROLINA and GEORGIA TECH.

Freshman Year:

- Belbey saw his first collegiate action against CORNELL.
- He also played in Dome-game encounters with MONTANA STATE and BOSTON COLLEGE.

Christian Brothers Academy (N.J.):


- Belbey played basketball for Coach Geoff Billet.
- As a junior he helped the Colts to an 18-6 record.
- CBA reached the quarterfinals of the New Jersey State Interscholastic Athletic Association (NJSIAA) South Non-Public School A Tournament before losing to Paul VI, 44-41.
- He averaged 5.5 points per game as a senior and served as team captain.
- The Colts were 24-6 in 2014-15.
- Belbey had 11 points when CBA defeated Manasquan, 61-50, in the quarterfinals of the Shore Conference Tournament.
- He contributed 12 points in a 71-47 victory against Gloucester

Catholic in the quarterfinals of the NJSIAA South Non-Public School A Tournament.

- The Colts defeated St. Augustine, 83-77 in the title game.
- Pope John defeated CBA, 71-35, for the NJSIAA Non-Public School A Championship.

Personal:

- Shaun Justin Belbey was born May 1996.
- He is the son of Donna and Kevin Belbey.
- He is enrolled in the David Falk College of Sport and Human Dynamics and majoring in sport management.
- His brother, Kevin '13, was a student manager with the Syracuse men's basketball team.



32 RAY FEATHERSTON

Guard • 5-8 • 150 • SO
Westport, Conn.
Fairfield Prep/Providence



Freshman Year:

- He saw his first action when the Orange beat HOLY CROSS.
- His first collegiate basket was a 3-pointer in the win versus SOUTH CAROLINA STATE.
- Featherston also played at BOSTON COLLEGE.

Choate Rosemary Hall:

- He was a team captain in 2015-16 for Coach Andrew Dawson at Choate Rosemary Hall.
- Featherston hit 13 3-pointers over three games in the Las Vegas Tarkanian Classic.
- He had 26 points versus Middlebrooks Academy.

Fairfield Prep:

- Guided by Coach Leo Redgate, the Jesuits were 27-1 in 2013-14.
- Featherston had 11 points in an 83-52 victory against Notre Dame Catholic.
- He had eight points in the Connecticut Class LL quarterfinal win, 71-47, versus Hillhouse.

- The team's only loss came in the state title game to Bridgeport Central, 76-73.
- In 2014-15, Featherston was Fairfield Holiday Classic tournament MVP after leading the Jesuits to the title.
- He had 16 points and eight assists in a 71-63 win versus Fairfield Ludlowe.
- He added eight points and 10 assists in the title-game win, 79-69, against Notre Dame Fairfield.
- A knee injury the next time out against Hillhouse ended his year.
- Fairfield Prep finished 25-2 and won the Class LL State Championship.

Personal:

- The son of John and Sheila Featherston, Raymond Thomas Featherston was born in May 1997.
- The Featherstons are the U.S. host family for Paschal Chukwu.
- He is enrolled in the Martin J. Whitman School of Management.

54

KY

FELDMAN

Guard • 5-10 • 155 • JR
Agoura Hills, Calif.
Agoura



Sophomore Year:

- Feldman appeared in nine games.
- He played in four straight games-- COLGATE, HOLY CROSS, MONMOUTH and SOUTH CAROLINA STATE.
- He had assists in consecutive wins versus BOSTON U. and EASTERN MICHIGAN.
- Feldman's first points came on a 3-pointer versus ST. JOHN'S. He also had two rebounds against the RED STORM.
- Feldman had a bucket when the Orange beat BOSTON COLLEGE.
- He appeared in a road tilt at NORTH CAROLINA.

Freshman Year:

- His first game experience came in a win against CORNELL. Feldman grabbed a rebound in the contest.
- He also played versus MONTANA STATE. He contributed a basket and a steal in the victory.

Agoura High School:

- Feldman played for Coach Conley Oliver at Agoura High School.
- He earned first team All-Marmonte League.
- Feldman opened his senior season by scoring 29 points in a 69-55 defeat of Chatsworth.
- He had seven three-pointers and totaled 21 points in a 47-32 triumph against Newbury Park.

- The Chargers were eliminated second round of the California Interscholastic Federation Southern Section Division 2A Playoffs by La Mirada, 64-42.
- Agoura finished 15-15.

Personal:

- He was born May 1997 in Israel.
- Ky is the son of Jeffrey and Ravit Feldman.
- His father played at Long Beach State and professionally in Israel.
- He is majoring in public communications in the S.I. Newhouse School of Public Communications



5

PATRICK HERLIHY

Forward • 6-6 • 205 • SR
Charleston, W.V.
Charleston Catholic



Freshman to Senior Year:

- Herlihy was a manager with Syracuse's basketball program for three years.

Charleston Catholic High School:

- He played for Coach Bill McClanahan at Charleston Catholic.
- Herlihy was a team captain and earned all-state honorable mention honors as a senior.
- In 2013-14, the Irish were 22-7 and reached the Class A state championship game before losing to Wheeling Central Catholic in two overtimes, 64-55.

- The Irish lost to Tug Valley, 58-41, in the 2013 Class state title game. Charleston Catholic was 25-4.

Personal:

- Patrick McCandless Herlihy was born in October 1995.
- He is the son of William Herlihy and Ann Flynt.
- He is majoring in information management and technology in the School of Information Studies.

SYRACUSE

JIM BOEHEIM

Head Coach
Syracuse '66



BOEHEIM FILE

Personal

Born: Nov. 17, 1944
Birthplace: Lyons, N.Y.
Wife: Juli
Children: Elizabeth, Jimmy, Buddy (Jack), Jamie

Education

High School: ..Lyons Central, Lyons, N.Y.
College: Syracuse: Bachelor's degree in Social Science, 1966; Master's degree in Social Science, 1969

Playing Career

High School: ..Lyons Central: All-section and all-state for Coach Dick Blackwell.
College: Syracuse: Three-year varsity letter winner

Professional: .Scranton (Eastern League): Played six seasons, earned all-star honors, on two championship teams.

Coaching Career

College: Syracuse: Graduate assistant and freshman coach, 1969-72; assistant coach, 1972-76; head coach, 1976-present.

Record: *903-357 (.717) as head coach

*record reflects 101 wins vacated between 2004-07 and 2010-12 by the NCAA

NCAA Record: #53-31 (.631) as head coach

#record reflects 4 NCAA Tournament wins vacated between 2004-07 and 2010-12 by the NCAA

Now into his 42nd season as head coach and way past the 50-year mark in his association with Syracuse University, Hall of Fame coach Jim Boeheim just keeps on keeping on. Ranked second among all-time Division I coaches in wins, Boeheim also stands second in Division I games coached and owns the longest active streak at one school of any of his colleagues.

The veteran mentor has shown no signs of slowing down. In fact, Syracuse announced a contract extension for Boeheim in the spring. The notification informed potential recruits that if they chose to enroll at Syracuse, they would get the opportunity to play for the Hall of Famer.

Boeheim's office is getting to be as much museum as it is a workplace. In fact, the Carmelo K. Anthony Basketball Center, which houses his office, is a museum, complete with a Hall of Fame wing. Still, Boeheim's more apt to be watching a game DVD in an effort to polish his current Syracuse unit than he is likely to be organizing the hardware he and his teams have accumulated in a career of milestones.

Guiding his alma mater to the NCAA center stage, the Final Four, was a great achievement for Boeheim and his 1987 and 1996 clubs. He took it a step further when the Orange won it all in 2003. Boeheim engineered a fourth trip to the Final Four in 2013 and became just the fourth coach (joining Mike Krzyzewski, Rick Pitino and Dean Smith) to take a club to the Final Four in four different decades.

Boeheim's 2015-16 SU team had a bit of an unconventional ride but familiar end results. After an inconsistent regular season, the Orange regrouped and played into the Final Four before losing in the semifinals. It was the fifth group Boeheim guided to the Final Four.

The Hits Just Keep On Coming

The 2016-17 season was filled with challenges. The Syracuse roster had lost two players to the NBA Draft and a third player to the professional ranks in Europe. Dajuan Coleman, a local product from Jamesville-Dewitt High School, continued to battle injuries which

"Jimmy's one of the best coaches in the game -- ever."

**Roy Williams, Head Coach
North Carolina**

hampered his collegiate career. Another center, Paschal Chukwu, missed most of the campaign with an eye injury. Boeheim constructed a formidable lineup made up of two fifth-year graduate transfers, two freshmen and a sophomore. The Orange beat three top-10 teams.

Syracuse earned an NIT berth, the seventh of Boeheim's tenure at the helm, and finished 19-15 overall.




The Boeheim Family

Buddy, Jamie (standing); Juli, Jim, Jimmy and Lulu.

SYRACUSE

"I'm really excited about the USA Basketball National Team coaching staff. To work with Jim Boeheim again, who's as close a friend as you can have in this profession and also one of the brilliant coaches in the history of our game, to have him right along side me is fantastic. We've done that for the last seven years -- we're going to do it for four more."

Mike Krzyzewski, Head Coach
U.S. Senior Men's Team
June 10, 2013



Boeheim was a prep standout at Lyons Central High School, earning all-state recognition. He also had a productive collegiate career at Syracuse.
(photos courtesy of the Boeheim Family)

When assessing Boeheim's 41-year run at SU, the numbers befit someone who has had a Hall-of-Fame career:

- ♦ Postseason invitations (NCAA or NIT) for Syracuse in 39 of 41 campaigns.
- ♦ NCAA berths in 32 seasons.
- ♦ Seven NIT appearances.
- ♦ Eighteen teams in the NCAA "Sweet 16," six in the "Elite Eight" and five in the Final Four.
- ♦ A string of 10 consecutive NCAA tournament berths (1983-1992), the fourth-longest streak of all-time.
- ♦ The most coaching wins in BIG EAST Conference history.

Boeheim's totals stack up against the most prominent names in college basketball history:

- ♦ Boeheim is second among Division I coaches in wins, trailing only Mike Krzyzewski (Army, Duke).
- ♦ Only Krzyzewski has coached more 20-win teams than Boeheim;
- ♦ He is fifth overall among Division I coaches in NCAA Tournament wins (53);
- ♦ Boeheim is second on the list of Division I games coached by active mentors;

- ♦ Boeheim has logged 41 years as head coach at SU, the longest active tenure at one Division I school.
- ♦ He has more wins at his alma mater than any other Division I coach in history.

Boeheim's Beginnings

His roots reside in Central New York. Boeheim was born on November 17, 1944 in Lyons, N.Y. He was a prep standout at Lyons Central High School, earning all-section and all-state honors in basketball for coach Dick Blackwell. As a senior, Boeheim helped Lyons to the Class AA final game. In front of a then-record crowd of 9,871 at the War Memorial in Rochester, Lyons lost to East Rochester, 58-57, in double overtime, despite 18 points from Boeheim.

He finished his senior year as the Wayne-Finger Lakes Conference scoring champ (24.9 avg.).

Turning Orange

Boeheim was determined to continue his basketball career. In 1962, he walked on at Syracuse University and, after making a favorable impression on Coach Fred Lewis, made the team. By his senior season he was a co-captain and a roommate of SU legend Dave Bing.

The 1965-66 Orange posted a 22-6 overall record and made the program's second-ever NCAA Tournament visit. The Orange broke out of the gate with seven straight victories. SU traveled to the Los Angeles Classic and, after losing for the first time, to second-ranked Vanderbilt (113-98), rebounded to defeat Northwestern (105-75) and St. John's (113-97). Syracuse lost only four other regular-season games before earning a spot in the NCAA East Region in Raleigh, N.C. The Orange took care of Davidson, 94-78. In the regional final, SU was edged by Duke, 91-81. Boeheim tallied 15 points. That year's SU team led the NCAA in scoring, averaging an amazing 99.0 points per game.

As a senior, Boeheim averaged 14.6 points and became the 10th player in Syracuse history to score more than 400 points in a season. The Orange were 55-24 (.696) with Boeheim on the roster.

After graduating with a B.A. in social science in 1966, he embarked on a professional career with Scranton of the Eastern League. He played for four years, was a member of two championship clubs and earned second-team all-star honors.

A Clipboard And A Whistle

Boeheim was appointed a graduate assistant coach at SU on the staff of Roy Danforth in 1969. He earned a master's degree in social science and coached the freshman team to a 16-2 record.

In 1972, he was promoted to a full-time assistant's post, and the Orange earned its first NCAA berth since Boeheim's last year as a player. The 1973-74 group was back in the NCAA's and the 1974-75 squad became the first SU club to reach the Final Four.

The Orange were 139-65 (.681) with Boeheim on Danforth's staff.

The head coaching job at Syracuse opened up in 1976 when Danforth left for Tulane. On April 3, 1976, Boeheim was named head basketball coach at Syracuse.

His hiring paid his alma mater immediate dividends as Syracuse went 26-4 and made the NCAA Tournament. In his first four years in charge, Boeheim coached his club to a remarkable record of 100-18 (.847) and four NCAA playoff berths.

Boeheim's Career Statistics at Syracuse

Year	G	FG	FGA	Pct	FT	FTA	Pct	Reb	Avg	Pts	Avg
1963-64	25	50	105	.476	31	38	.816	41	1.6	131	5.2
1964-65	23	91	194	.469	23	39	.590	58	2.5	205	8.9
1965-66	28	179	317	.565	51	74	.689	78	2.8	409	14.6
Totals	76	320	616	.519	105	151	.695	177	2.4	745	9.8

SYRACUSE

BOEHEIM FILE

Coach of the Year

**Associated Press
Coach of the Year**
2010



**Henry Iba National
Coach of the Year**
2010



**Naismith Coach of
the Year Award**
2010



**NABC
Coach of the Year**
2010



**Sporting News
Coach of the Year**
2010



**YahooSports
Coach of the Year**
2010



**NABC District
Coach of the Year**
1979, 1980, 1984,
1987, 1989, 1992,
1994, 2000, 2003,
2010



**USBWA District
Coach of the Year**
1979, 1980, 1991,
2010, 2012



**BIG EAST Conference
Coach of the Year**
1984, 1991, 2000,
2010



The Dean Of The BIG EAST

The formation of The BIG EAST Conference, which began play in 1979-80, helped focus the national spotlight on the Syracuse program.

The league featured a number of high-profile players, and a dynamic set of coaches. John Thompson (Georgetown), Tom Davis (Boston College), Lou Carnesecca (St. John's) and Rollie Massimino (Villanova) claimed BIG EAST Coach of the Year honors in the league's first four seasons. Boeheim joined the group with conference



A "Hall of Fame" panel got together with ESPN's Jay Bilas to discuss current issues in college basketball. The group included Mike Krzyzewski (Duke), Roy Williams (North Carolina), Boeheim and Rick Pitino (Louisville).

coach of the year recognition in 1983-84, and repeated the honor three other seasons. Over the years the league would also feature coaches Jim Calhoun (Connecticut), P. J. Carlesimo (Seton Hall), Jamie Dixon (Pittsburgh), Rick Pitino (Providence, Louisville) and Gary Williams (Boston College). Basketball visionaries Dave Gavitt and Michael Tranchese served in the commissioner's chair.

Boeheim's Syracuse clubs accumulated a conference-record 10 BIG EAST titles, five tournament crowns, and a league-record 15 trips to the BIG EAST championship game.

Boeheim is the only head coach whose tenure covered the league's first 34 seasons. He still owns the most coaching victories in BIG EAST history.

He further solidified his place in BIG EAST lore by coaching in one of the most iconic games in league history. At the 2009 BIG EAST Tournament, Boeheim guided the Orange past Connecticut in a contest that lasted a league-record six overtimes.

Boeheim's players garnered 101 All-BIG EAST Conference honors, more than any other school accumulated. His 35 first-team and 25 second-team picks ranked first as well at the time of Syracuse's departure from the league.

An ACC "Newcomer"

Syracuse's change in conference affiliation to the ACC in 2013-14 put Boeheim in the odd spot of being a league rookie at the time.

The addition of Boeheim, and then Louisville's Rick Pitino a year later, gave the ACC four active Hall of Fame coaches (joining Duke's Mike Krzyzewski and Roy Williams from North Carolina).

The on-court transition from the BIG EAST to the ACC went relatively smoothly as the Orange put together a 14-4 league mark, good for second place, in 2014.

An Honorable Career

Boeheim has been on the receiving end of numerous accolades in his career.

After the NCAA title in 2003, Boeheim and the Orange were feted across America. The team was

honored by the City of Syracuse with a "Parade of Champions" on April 12. Boeheim was presented a key to the city by Mayor Matthew J. Driscoll.

Three days later, Boeheim and his championship club were welcomed to the New York State Capitol and recognized with Senate and Assembly resolutions. Governor George Pataki hosted a luncheon at the Governor's Mansion.

Both Boeheim and Orange standout Carmelo Anthony were finalists for recognition at the 2003 ESPY Awards.

On June 17, 2003, the Orange was a guest of Congressman James Walsh and Senators Hillary Clinton and Charles Schumer at a reception in Washington D.C. The team was honored at the White House by President George W. Bush as part of Champions Day.

Awards also came in recognition of Boeheim's charitable endeavors. The Crouse Health Foundation chose Boeheim as its honoree for Tribute Evening 2003, the group's annual gala.

Boeheim's Career Statistics With Scranton (Eastern League)

Year	G	FG	3FG	FT	FTA	Pct	Reb	Avg	Ast.	Pts	Avg
1966-67	27	116	8	68	82	.829	105	3.9	129	308	11.4
1967-68	32	266	8	127	170	.747	149	4.7	128	667	20.8
1968-69	27	234	11	154	190	.811	103	3.8	123	633	23.4
1969-70	24	159	2	86	109	.789	64	2.7	90	406	16.9
1970-71	15	85	1	38	48	.792	38	2.5	63	209	13.9
1971-72	11	38	1	8	14	.571	16	1.5	30	85	7.7
Totals	136	898	31	481	613	.785	475	3.5	563	2,308	17.0

statistics compiled by Chuck Miller

SYRACUSE



Mike Hopkins, the newly appointed coach at Washington, played for and then coached with Jim Boeheim. He was on the SU coaching staff for 22 years.

In the Spring of 2005, Boeheim received the James P. Wilmot Cancer Center's Inspiration Award for his efforts to raise awareness about prostate cancer and support cancer prevention education.

During the 2005-06 school year he was inducted into the Naismith Memorial Basketball Hall of Fame, accepted the Wooden Legends of Coaching Award, and received, along with Connecticut coach Jim Calhoun, a "Spirit of Jimmy V" award at the annual V Foundation Dinner.

The American Cancer Society presented Boeheim with the 2016 Circle of Honor Award at the 17th annual Coaches vs. Cancer Invitational hosted by the Oak Hill Country Club in Rochester, N.Y., in June. The award is given annually to a college coach who has shown extraordinary commitment and leadership with the Coaches vs. Cancer program's fundraising, education and promotional initiatives.

From SU To The NBA

Twenty-two of Boeheim's players, starting with Marty Byrnes in the 1978 draft and continuing to Tyler Lydon in 2017, have been drafted in the NBA's first round.

Seven have been picked in the draft's top 10. Derrick Coleman was the first overall selection in 1990, by the New Jersey Nets. Rony Sekaily

"Coach is a warrior. He's a super hero. What he's done, I don't think anyone will ever be able to do that again. He's a special guy. He's a legend."

**Mike Hopkins, Head Coach
Washington**

(ninth, 1988), Billy Owens (third, 1991), Carmelo Anthony (third, 2003), Jonny Flynn (sixth, 2009), Wesley Johnson (fourth, 2010) and Dion Waiters (sixth, 2012) round out Syracuse's top-10 picks.

Many of the SU NBA performers have had highly-successful tenures. Danny Schayes, the 13th pick in the 1981 draft by the Utah Jazz, played 18 seasons. Coleman logged 15 years with stops in New Jersey, Philadelphia, Charlotte and Detroit. Seikaly managed 12 NBA seasons. Sherman Douglas was a second-round pick in 1989 and lasted 12 years. Owens played 10 seasons but injuries led to his 2001 retirement.

Two seniors from the 1999-00 SU squad spent considerable time in the NBA. Etan Thomas was picked 12th by the Dallas Mavericks and ended his career in 2011-12 with the Atlanta Hawks. Jason Hart was a second-round pick in the same draft and played until 2010.

Anthony has scored more NBA points than any other former SU player. After starting with the Denver Nuggets, Anthony was traded in 2010-11 to the New York Knicks. Anthony rejoined forces with Boeheim on the U.S. Men's Team that captured the gold medal in the 2008 Beijing, 2012 London and 2016 Brazil Olympics. In October he was traded to Oklahoma City.

Hakim Warrick was taken 19th in the 2005 NBA draft by Memphis and logged eight seasons.

During the 2017 NBA preseason, 13 of Boeheim's proteges were on rosters: Anthony (New York), Michael Carter-Williams (Charlotte), Tyler Ennis (LA Lakers), Michael Gbinije (Golden State), Jerami Grant (Oklahoma City), Johnson (LA Clippers), Lydon (Denver), Chris McCullough (Washington), Andy Rautins (Toronto), Malachi Richardson (Sacramento), James Southerland (Golden State), Waiters (Miami) and Andrew White (Boston).



Jim Boeheim and Carmelo Anthony appeared together at the ESPY Awards as nominees after Syracuse's NCAA Championship in 2003.

The Boeheim Family

Boeheim and his wife, Juli were married in the fall of 1997. They have three children: James III, and twins, Buddy (Jack) and Jamie. Jim also is the father of a daughter, Elizabeth, a graduate of Colby College.

When it comes to sports, the Boeheim's are "Ball in the Family." Jimmy is a freshman on the Cornell basketball team. Buddy was the 2017 CNY Large Schools Player of the Year after helping Jamesville-DeWitt to the state runner-up spot. He is attending Brewster Academy this year. Jamie, a senior at Jamesville-DeWitt, is a member of the two-time defending state champion Rams.

BOEHEIM FILE

Awards and Honors

American Cancer Society Circle of Honor Award
2016



Dick Vitale Annual Gala Award
2015



Naismith Memorial Basketball Hall of Fame Mannie Jackson Spirit Award
2010



Naismith Memorial Basketball Hall of Fame
inducted 2006



Spirit of Jimmy V Award
2006



Wooden Legends of Coaching Award
2006



Wilmot Cancer Center Inspiration Award
2005

NY Athletic Club Winged Foot Award
2003

Claire Bee Award
2000

Syracuse University Arents Award
2000



Greater Syracuse Sports Hall of Fame
1991



Syracuse University Letterwinner of Distinction
1988



SYRACUSE

Boeheim Record Breakdown

Year	Overall		Home	Away	Conference*		NCAA		NIT		Postseason
	W-L	Pct.			W-L	Pct.	W-L	Pct.	W-L	Pct.	
1976-77	26-4	.867	13-0	13-4			1-1	.500			NCAA
1977-78	22-6	.786	14-0	8-6			0-1	.000			NCAA
1978-79	26-4	.867	16-0	10-4			1-1	.500			NCAA
1979-80	26-4	.867	12-1	14-3	5-1	.833	1-1	.500			NCAA
1980-81	22-12	.647	17-3	5-9	6-8	.429			4-1	.800	NIT
1981-82	16-13	.552	11-6	5-7	7-7	.500			1-1	.500	NIT
1982-83	21-10	.677	14-2	7-8	9-7	.563	1-1	.500			NCAA
1983-84	23-9	.719	14-3	9-6	12-4	.750	1-1	.500			NCAA
1984-85	22-9	.710	13-2	9-7	9-7	.563	1-1	.500			NCAA
1985-86	26-6	.813	17-2	9-4	14-2	.875	1-1	.500			NCAA
1986-87	31-7	.816	17-2	14-5	12-4	.750	5-1	.833			NCAA
1987-88	26-9	.743	13-3	13-6	11-5	.688	1-1	.500			NCAA
1988-89	30-8	.789	18-1	12-7	10-6	.625	3-1	.750			NCAA
1989-90	26-7	.788	13-3	13-4	12-4	.750	2-1	.750			NCAA
1990-91	26-6	.813	16-1	10-5	12-4	.750	0-1	.500			NCAA
1991-92	22-10	.689	14-3	8-7	10-8	.556	1-1	.500			NCAA
1992-93	20-9	.690	12-4	8-5	10-8	.556					
1993-94	23-7	.767	16-1	7-6	13-5	.722	2-1	.667			NCAA
1994-95	20-10	.667	14-3	6-7	12-6	.667	1-1	.500			NCAA
1995-96	29-9	.763	15-1	14-8	12-6	.667	5-1	.833			NCAA
1996-97	19-13	.594	9-7	10-6	9-9	.500			0-1	.000	NIT
1997-98	26-9	.743	12-4	14-5	12-6	.667	2-1	.667			NCAA
1998-99	21-12	.636	9-7	12-5	10-8	.556	0-1	.000			NCAA
1999-00	26-6	.813	17-1	9-5	13-3	.813	2-1	.667			NCAA
2000-01	25-9	.735	15-2	10-7	10-6	.625	1-1	.500			NCAA
2001-02	23-13	.639	15-4	8-9	9-7	.563			3-2	.600	NIT
2002-03	30-5	.857	17-0	13-5	13-3	.813	6-0	1.000			NCAA
2003-04	23-8	.742	14-3	9-5	11-5	.688	2-1	.667			NCAA
2004-05 [#]	12-7	.632	6-2	6-5	2-5	.286	0-1	.000			NCAA
2005-06 [#]	0-12	.000	0-5	0-7	0-9	.000	0-1	.000			NCAA
2006-07 [#]	2-11	.154	2-4	0-7	0-6	.000			0-1	.000	NIT
2007-08	21-14	.600	16-6	5-8	9-9	.500			2-1	.667	NIT
2008-09	28-10	.737	16-3	12-7	11-7	.611	2-1	.667			NCAA
2009-10	30-5	.857	17-2	13-3	15-3	.833	2-1	.667			NCAA
2010-11 [#]	20-8	.714	11-3	9-5	10-6	.625	0-1	.500			NCAA
2011-12 [#]	0-3	.000	0-0	0-3	0-1	.000	0-1	.000			NCAA
2012-13	30-10	.750	17-2	13-8	11-7	.611	4-1	.800			NCAA
2013-14	28-6	.824	16-2	12-4	14-4	.778	1-1	.500			NCAA
2014-15	18-13	.581	13-5	5-8	9-9	.500					
2015-16 [^]	19-9	.679	9-3	10-6	9-6	.600	4-1	.800			NCAA
2016-17	19-15	.559	17-4	2-11	10-8	.556			1-1	.500	NIT
41 years[#]	903-357	.717	537-110	366-247	363-219	.624	53-31	.631	11-8	.579	32 NCAAAs 7 NITs

[#]record reflects 101 wins vacated by the NCAA from 2004-07 and 2010-12

[^]nine regular-season games missed for NCAA imposed suspension

*conference record for BIG EAST (1979-2013) and ACC (2013-17)

Boeheim Rankings

Division I Coaches by Wins

Coach	Schools	Wins
1. M. KRZYZEWSKI	Army, Duke	1,071
2. JIM BOEHEIM	Syracuse	*903
3. Bob Knight	Army, Indiana, Texas Tech	902
4. Dean Smith	North Carolina	879
5. Adolph Rupp	Kentucky	876
6. Jim Calhoun	Northeastern, Connecticut	873
7. Jim Phelan	Mt. St. Mary's	830
8. BOB HIGGINS	Walsh, Akron, Cincinnati, Kansas St., W. Virginia	819
9. ROY WILLIAMS	Kansas, N. Carolina	816
10. Eddie Sutton	Creighton, Arkansas, Kentucky, Okla. State, San Francisco	806

active coaches in CAPS

Active Division I Coaches by Wins

Coach	School	Wins
1. M. Krzyzewski	Army, Duke	1,071
2. JIM BOEHEIM	Syracuse	*903
3. Bob Huggins	Walsh, Akron, Cincinnati, Kansas St., W. Virginia	819
4. Roy Williams	Kansas, N. Carolina	816
5. Rick Byrd	Maryville, Belmont	754

*record reflects 101 wins vacated between 2004-07 and 2010-12 by the NCAA

Division I Seasons With Current School

Coach	School	Seasons
1. JIM BOEHEIM	Syracuse	41
2. M. Krzyzewski	Duke	36
3. Greg Kampe	Oakland	33
4. Rick Byrd	Belmont	31
5. Bob McKillop	Davidson	28

seasons completed

Division I Coaches 20-Win Seasons

Coach	Schools	No.
1. M. KRZYZEWSKI	Army, Duke	33
2. JIM BOEHEIM	Syracuse	*31
3. Dean Smith	North Carolina	30
4. Bob Knight	Army, Indiana, Texas Tech	29
Lute Olson	Iowa, Arizona	29

*total reflects 5 20-win seasons vacated between 2004-07 and 2010-12 by the NCAA

Active Division I Coaches by Games

Coach	Schools	Games
1. M. Krzyzewski	Army, Duke	1,401
2. JIM BOEHEIM	Syracuse	*1,260
3. Cliff Ellis	S. Alabama, Clemson, Auburn, Coastal Carolina	1,229
4. Bob Huggins	Walsh, Akron, Cincinnati, Kansas State, W. Virginia	1,149
5. Rick Byrd	Maryville, Lincoln Memorial, Belmont	1,140

*total reflects 101 games vacated between 2004-07 and 2010-12 by the NCAA

Boeheim Coaching Tree

Former Players

Wendell Alexis

Former Asst. Coach Austin Toros (NBA)
Syracuse 1982-86

Adrian Autry

Assoc. Coach Syracuse
Syracuse 1990-94

Ryan Blackwell

Head Coach Liverpool H.S.
Syracuse 1997-2000

Tony Bland

Assistant Coach USC
Syracuse 1998-2000

Allen Griffin

Assistant Coach Syracuse
Syracuse 1997-2001

Herman Harried

Assistant Coach Lake Clifton H.S.
Syracuse 1984-89

Jason Hart

Assistant Coach USC
Syracuse 1996-2000

Mike Hopkins

Head Coach Washington
Syracuse 1989-93

Kevin King

Head Coach Westhill H.S.
Syracuse 1973-76

Gerry McNamara

Assistant Coach Syracuse
Syracuse 2002-06

Lawrence Moten

Head Coach Rochester (PBL)
Syracuse 1991-95

Louis Orr

Assistant Coach Georgetown
Syracuse 1976-80

Lazarus Sims

Former Assistant Binghamton
Syracuse 1992-96

Stephen Thompson

Assistant Coach Oregon State
Syracuse 1986-90

Boeheim Coaching Tree

Former Assistant Coaches

Rick Callahan

Assistant Coach Monmouth
Syracuse 1982-84

Barry Copeland

Former Head Coach Mercyhurst
Syracuse 1986-88

Scott Hicks

Former Head Coach Loyola (Md.)
Syracuse 1991-92

Mike Hopkins

Head Coach Washington
Syracuse 1995-2017

Brendan Malone

Assistant Coach Detroit Pistons
Syracuse 1978-84

Wayne Morgan

Former Head Coach Iowa State
Syracuse 1984-96

Rob Murphy

Head Coach E. Michigan
Syracuse 2004-11

Louis Orr

Assistant Coach Georgetown
Syracuse 1996-2000

Tim O'Toole

Assistant Coach California
Syracuse 1991-95

Rick Pitino

Former Head Coach Louisville
Syracuse 1976-78

Troy Weaver

V.P. and Asst. G.M. Okla. City (NBA)
Syracuse 2000-04

Tim Welsh

Former Head Coach Providence
Syracuse 1998-1991

Ralph Willard

Head Coach Holy Cross
Syracuse 1986-87

Former Assistant

most recent coaching position
years on Syracuse staff

SYRACUSE

Boeheim Series Records

Opponent	W	L	Opponent	W	L	Opponent	W	L
Akron	1	0	Hofstra	3	0	Penn State	9	0
Alabama	2	1	Holy Cross	4	0	Pepperdine	1	0
Alabama-Birmingham	1	0	Houston	1	0	Pittsburgh	42	28
Alaska-Anchorage	2	0	Illinois	1	2	Princeton	6	0
Albany	7	0	Illinois-Chicago	2	0	Providence	47	9
Alcorn State	2	0	Illinois State	3	0	Purdue	3	0
American	3	0	Indiana	5	1	Quinnipiac	1	0
Arizona	2	1	Indiana State	1	0	Rhode Island	5	2
Arizona State	1	0	Iona	4	0	Rice	1	0
Arkansas	1	1	Iowa	1	1	Richmond	3	1
Auburn	1	0	Iowa State	1	0	Robert Morris	3	0
Baltimore	1	0	Kansas	3	1	Rutgers	26	5
Baylor	2	0	Kansas State	1	0	St. Bonaventure	19	3
Bentley	1	0	Kennesaw State	1	0	St. Francis Brooklyn	4	0
Bethune-Cookman	1	0	Kent State	3	0	St. Francis (PA)	2	0
Binghamton	5	0	Kentucky	3	5	St. John's	42	22
Biscayne	1	0	Kentucky State	1	0	Saint Joseph's	3	1
Boston College	42	19	Lafayette	4	0	St. Louis	1	0
Boston University	3	0	Lamar	1	0	St. Peter's	1	0
Bowling Green	1	0	La Salle	4	0	Samford	1	0
Bradley	0	1	Lehigh	1	0	San Diego State	2	0
Brigham Young	1	0	LeMoynne	6	0	Santa Clara	1	0
Brooklyn	1	0	Long Beach State	4	0	Seton Hall	47	14
Brown	1	0	Louisiana State	1	0	Siena	8	0
Bucknell	2	1	Louisiana Tech	2	0	South Alabama	1	0
Buffalo	5	0	Louisville	8	14	South Carolina	3	1
Buffalo State	1	0	Loyola-Chicago	1	0	South Carolina State	1	0
Butler	1	1	Loyola (Md.)	1	0	USF	10	1
California	3	1	Maine	3	0	Southern California	1	0
Canisius	20	0	Manhattan	6	0	Southern Illinois	1	0
Central Connecticut	1	0	Marquette	8	4	Southern Mississippi	1	0
Central Michigan	1	0	Marshall	1	0	Stanford	1	0
Chaminade	1	0	Maryland	3	2	Stephen F. Austin	1	0
Charlotte	3	2	Md.-Baltimore County	1	0	Temple	5	2
Clemson	2	2	Md.-Eastern Shore	2	0	Tennessee	3	2
Cleveland State	0	1	Massachusetts	0	4	Texas	1	0
College of Charleston	1	0	Memphis	3	1	Texas A&M	1	1
Cincinnati	8	3	Miami	16	7	Texas Christian	4	0
Colgate	29	0	Miami (OH)	1	0	Texas El Paso	2	0
Colorado State	1	0	Michigan	4	4	Texas-San Antonio	2	0
Columbia	4	0	Michigan State	5	1	Texas Southern	1	0
Connecticut	41	34	Middle Tennessee	1	0	Texas Tech	1	0
Coppin State	3	0	Minnesota	1	1	Toledo	1	0
Cornell	29	0	Mississippi	0	1	Towson	3	0
C.W. Post	3	0	Mississippi State	3	0	Tulane	2	0
Davidson	2	0	Missouri	5	1	Tulsa	0	1
Dayton	1	2	Monmouth	2	0	UCLA	1	1
DePaul	10	3	Montana	1	0	U.S. International	2	0
Detroit	5	0	Montana State	1	0	Utica	4	0
Drexel	3	1	Morehead State	2	0	Valparaiso	1	0
Duke	4	4	Morgan State	1	0	Vanderbilt	1	0
Duquesne	3	0	Navy	1	1	Vermont	1	1
East Tennessee State	2	0	UNLV	2	0	Villanova	37	33
Eastern Kentucky	1	0	New Mexico	2	0	Virginia	5	4
Eastern Michigan	4	1	Niagara	7	0	Virginia Commonwealth	3	0
Elon	1	0	North Carolina	3	8	Virginia Tech	8	2
Fairfield	2	0	North Carolina A & T	2	0	Wagner	3	0
Florida	4	1	UNC Asheville	4	0	Wake Forest	5	0
Florida Atlantic	1	0	UNC Greensboro	4	0	Washington	1	0
Florida State	7	2	N.C. State	7	3	Washington State	1	0
Fordham	6	1	North Florida	1	0	West Virginia	22	6
George Washington	2	1	Northeastern	4	0	Western Kentucky	1	1
Georgia	1	0	Northern Colorado	1	0	Western Michigan	3	0
Georgia Southern	1	0	Northern Iowa	1	0	Whittier	1	0
Georgia Tech	5	4	North Texas	1	0	Wichita State	2	1
Georgetown	38	37	Notre Dame	26	13	William & Mary	1	0
Gonzaga	2	0	Oakland	2	0	Winthrop	1	0
Hampton	1	0	Ohio State	2	4	Wisconsin	2	2
Hartford	1	0	Ohio University	0	1	Wisconsin-Green Bay	2	0
Harvard	1	0	Oklahoma	1	2	Wyoming	1	0
Hawaii	2	0	Oklahoma State	2	3	TOTAL*	1,004	357
Hawaii-Loa	1	0	Old Dominion	2	1	*record DOES NOT reflect 101 wins vacated by the NCAA from 2004-07 and 2010-12		
High Point	1	0	Pennsylvania	1	1			

Boeheim In Overtime

43-27, .614*		
Date	Opponent	Score
3/13/77	vs. Tennessee (NCAA)	W, 93-88
3/11/78	vs. W. Kentucky (NCAA)	L, 86-87
1/24/79	at Temple	W, 78-76
12/8/79	Illinois State	W, 72-70
3/7/81	Villanova (BET)	W, 83-80 3 OT
3/25/81	vs. Tulsa (NIT)	L, 84-86
1/9/82	at Villanova	L, 83-84
1/28/84	St. John's	W, 78-74
2/18/84	Connecticut	W, 87-85 3 OT
2/22/84	at Boston College	L, 88-90
2/27/84	at St. John's	W, 82-81
3/10/84	vs. Georgetown (BET)	L, 71-82
12/4/84	Canisius	W, 52-48
1/23/85	at St. John's	L, 80-82
3/7/86	vs. Georgetown (BET)	W, 75-73
1/31/87	at Georgetown	L, 81-83
11/21/87	vs. N. Carolina	L, 93-96
11/25/88	vs. Missouri	W, 86-84
12/4/88	Louisiana Tech	W, 106-98
3/5/89	Georgetown	W, 82-76
3/4/90	Georgetown	W, 89-87
1/2/91	St. John's	W, 92-86
1/16/91	Connecticut	W, 81-79
3/22/92	vs. Mass. (NCAA)	L, 71-77
12/30/92	Boston College	L, 93-94
3/11/94	vs. Seton Hall (BET)	L, 80-81
3/24/94	vs. Missouri (NCAA)	L, 88-98
11/16/94	Ga. Washington	L, 104-111
12/17/94	Princeton	W, 67-65
2/14/95	at Villanova	L, 87-89
3/10/95	vs. Providence (BET)	L, 69-71
3/19/95	vs. Arkansas (NCAA)	L, 94-96
1/29/96	Villanova	L, 69-72
3/22/96	vs. Georgia (NCAA)	W, 83-81
2/15/97	at West Virginia	W, 87-77
2/17/97	Connecticut	W, 71-66
2/24/97	at Providence	W, 91-82
3/1/98	Georgetown	W, 77-72
3/6/98	vs. St. John's (BET)	W, 69-67
1/13/00	at South Carolina	W, 77-74
3/4/01	at St. John's	W, 93-91 2 OT
3/9/01	vs. Pittsburgh (BET)	L, 54-55
3/18/02	Butler (NIT)	W, 66-65
3/1/03	at Georgetown	W, 93-84
2/29/04	at Pittsburgh	W, 49-46
1/18/05	Georgetown	W, 78-73
3/18/05	vs. Vermont (NCAA)	L, 57-60
11/30/05	Manhattan	W, 87-82
2/1/06	Rutgers	W, 86-84
3/9/06	vs. Connecticut (BET)	W, 86-84
1/21/08	at Georgetown	L, 62-64
11/25/08	vs. Kansas	W, 89-81
2/14/09	Georgetown	W, 98-94
3/7/09	at Marquette	W, 86-79
3/12/09	vs. Connecticut (BET)	W, 127-117 6 OT
3/13/09	vs. West Virginia (BET)	W, 74-69
2/19/11	Rutgers	W, 84-80
3/11/11	vs. Connecticut (BET)	L, 71-76
2/8/12	Georgetown	W, 64-61
2/25/13	at Villanova	L, 71-75
3/15/13	vs. Georgetown (BET)	W, 58-55
2/1/14	Duke	W, 91-89
2/19/14	Boston College	L, 59-62
12/20/14	at Villanova	L, 77-82
1/13/15	Wake Forest	W, 86-83
12/2/15	Wisconsin	L, 58-66
1/5/16	Clemson	L, 73-74
2/2/16	Virginia Tech	W, 68-60
2/1/17	at NC State	W, 100-93
2/13/17	Louisville	L, 72-76

*record DOES NOT reflect wins vacated by the NCAA from 2004-07 and 2010-12

Home: 23-7 (Carrier Dome: 21-6)

Away: 10-8 Neutral: 10-12

Jim Boeheim's Hall of Fame Speech

September 9, 2005

"Thank you. This is a tremendous night and to have Dave Bing up here is very special to me. When I was that walk-on at Syracuse who couldn't really play that well, Dave was there and he always kind of looked out for me as a good roommate should. He kind of got me through those years when I really couldn't play to where I could just play a little bit. When you played with Dave Bing you didn't have to be very good because two or three guys on the other team were guarding him.

The guys up there on that video, I'd like to thank them all, especially P.J. (Carlesimo). Without P.J., I'd be another two years getting into the Hall of Fame.

This is about thank you's. It's about thanking my parents, who started me on this road, who were always there to support me. My high school coach, who was just an unbelievable coach. He disciplined every player on the team - he taught me there was only one way to play basketball. I learned that at an early age and it carried over. I was very fortunate to have Dick Blackwell for my high school coach.

My college coach, Fred Lewis, taught me all about recruiting, how you do it. Fred's philosophy was very simple. He knew Dave was interested in one other school and he figured, 'Well, that's good. Now it's just that school and us.' He showed me how to get out and get great players. To talk Dave Bing into coming to Syracuse, after, at that time, Syracuse had lost 32 straight games, the guy knew how to recruit.

I'd like to thank all the people along the way. My first wife, Elaine, and my daughter, Elizabeth. Elaine is still a good friend of mine. She's actually a better friend of my wife, Juli. Although that might sound unusual, it's true and it's what's made everything about my career special. My daughter, Elizabeth, is in Paris right now, and I'm thankful for her. She really was the first person to change Jim Boeheim. When you go 42 years with no children, you really don't understand what life's about. My daughter, Elizabeth, changed my life.


Then Juli came along and decided to triple my life, in terms of Jimmy and Jack and Jamie. I believe that we won the National Championship and we've had such great success, and I really believe I owe it to my family, my wife, who've been there for me and who've made it possible for me to just coach basketball. Everybody who's in this business understands that you don't do this, you don't get up here unless your wife is there everyday for you. I'm just blessed to have a wife like Juli Greene Boeheim. Thank you, honey.

I'm up here because of guys like Scotty Hicks and Rick Callahan, Tim Welch, Ralph Willard, Timmy O'Toole. Guys like Mike Hopkins, Rob Murphy, Troy Weaver, Wayne Morgan, Brendan Malone, Rick Pitino, and especially, Bernie Fine. Bernie's been with me 29 years and if you know Bernie and if you know me, you know there's no one who could put up with either one of us except each other. Those guys have done the work and made me look good. You're not up here as a coach unless you've had great assistant coaches, and I've had that.

I've had players who are just an unbelievable group of players. So many of them are here tonight. To start with, Louis Orr and Roosevelt Bouie and Pearl Washington, and then Sherman Douglas and Rony Seikaly. Derrick Coleman. The nicest things he's ever said about me, I think, were up there on that wall. Then Billy Owens and, of course, John Wallace and Lazarus Sims, who got us to our second Final Four in 1996.

The guys, Jason Hart, who's here, Allen Griffin, who's here. Then I think that guy Carmelo had something to do with me being up here, too. And a little guard named Gerry McNamara. Those guys - that's why I'm here. We've had some great players at Syracuse and they are the guys who have gotten me here.

People always ask me what it means to be in the Basketball Hall of Fame. When you start out at five years old and all you want to do is play basketball and then, when you can't play anymore, you want to coach the game of basketball, it's almost impossible.



Boeheim was presented by Dave Bing, his former roommate at Syracuse. Bing, who had an illustrious NBA career, was inducted into the Hall of Fame on May 15, 1990.

I've been thinking for seven or eight months, how do you describe it? To me, the only way I can describe it is to say the names like John Wooden, Adolph Rupp, Hank Aybar, Red Auerbach, John Thompson, Morgan Wooten, Bill Russell, Oscar Robertson, Jerry West, Larry Bird, Dave Bing. When you join those people, when you're able to get into that building, and you thought the only way you were going to be able to get in was to buy a ticket at that door, you can't describe what it means. Everybody in this room understands the game of basketball, some a lot better than others, although I know there are a lot of good coaches out here who don't even coach for a living. But to be with those names, to be in this building, is an unbelievable feeling for me.

I've never been so grateful for any award. I'd like to thank each of the committee members personally, if I knew who they were, but I will thank them publicly. To be here with Hubie Brown, and to be here with Sue and Hortentia and Jim Calhoun. The only thing I can find wrong with the Hall of Fame is that it's a little too close to Connecticut. But Jim and I go back - we've had a lot of battles and we're going to have a lot more, I hope, in the future. We're both pretty healthy and we've been through a lot. A lot of the same things.


I overheard him talking, he's going to see this kid we're recruiting on Monday. I just called the kid, and I want you to know, Jimmy, I'm going in Sunday. I told the kid, 'I really like ya, Jim just likes ya a little bit.' I know I'm way over the time limit, but, again, I'd like to thank everybody who has made it possible; particularly and mostly, my assistant coaches and my players. When I didn't know much about the game of basketball they carried me and they've continued to carry me to this day and I hope for a long time. I'm just privileged to be in this building and to actually have my picture up there is something beyond anything I could ever imagine.

Thank you very much."



Among the former Syracuse players who attended the induction were: Allen Griffin, Billy Owens, Hakim Warrick, Jason Hart, John Wallace, Damone Brown, Lawrence Moten, Sean Kerrins, Rafael Addison, Derrick Coleman, Mike Hopkins and Roosevelt Bouie. (Hall of Fame photos by Stephen Slade)

The Boeheim Foundation



Jim and Juli Boeheim formed their own foundation in 2009.

Jim Boeheim has shunned the spotlight when it comes to his charitable work, but the list of causes he is devoted to is substantial. He has been a guiding force behind “Coaches vs. Cancer,” a partnership between the American Cancer Society and the National Association of Basketball Coaches (NABC) that has raised millions of dollars for cancer research. His local campaign has annually been one of the most successful nationwide.

He and his wife, Juli, started the Jim and Juli Boeheim Foundation in 2009. The Foundation organizes the annual “Basket Ball,” the Jim Boeheim Golf Classic, Courts 4 Kids, which refurbishes or builds basketball courts in Syracuse area community parks, and Cruise For A Cure, which raises money for Coaches vs. Cancer.

The “Basket Ball” has helped raise more than \$6 million dollars. One of the most recognizable social events in the area, the “Basket Ball” has featured top entertainment and some of the most prominent sports media in the country. Masters of ceremonies have included ESPN and ABC Sports commentator Mike Tirico ‘88, Bob Costas ‘74 from NBC Sports, ESPN “Pardon The Interruption” hosts Tony Kornheiser and Michael Wilbon, ESPN announcer Sean McDonough ‘84, Dan Patrick from NBC and the Premiere Radio Networks, and most recently ESPN college basketball analyst Seth Greenberg. Entertainers include The Temptations, The Four Tops and Michael Feinstein.

Boeheim is chair of the Coaches vs. Cancer Governance Committee, which was formed to provide strategic leadership, advice and direction to the partnering activities, as well as implement policies and procedures.

Among many other successful local events Boeheim and his squad joins in on are the Hoops For Hope Dinner to benefit the Boys and Girls Clubs of Syracuse and the Make-A-Wish Foundation’s Ms. Orange Fan Luncheon held each fall.

He has been honorary chairman and president of the Kidney Foundation. Boeheim has done charitable work with the Jack Bruen Fund, Casey’s Place, Children’s Miracle Network, Cystic Fibrosis, Easter Seals, The Eldercare Foundation, Lighthouse, Multiple Sclerosis, People in Wheelchairs, Pioneer Center for the Blind and Disabled, the Rescue Mission, Special Olympics, The Syracuse Community Health Center and SUNY Upstate Medical Center, among others.

In 1980, he was honored by the Syracuse community with the Mayor’s Achievement Award.

The American Cancer Society presented Boeheim with its 2000 Distinguished Service Award.

The Crouse Health Foundation chose Boeheim as its honoree for Tribute Evening 2003. In 2005, Boeheim received the James P. Wilmot Cancer Center’s Inspiration Award for his efforts to raise awareness about prostate cancer and support of cancer prevention education.

Boeheim and Connecticut coach Jim Calhoun were the 2006 “Spirit of Jimmy V” honorees at the annual V Foundation Gala.

In June 2011, Boeheim was honored at the 70th Annual Father of the Year Awards in New York City. In September 2011, the Boeheims were recognized by the Mary Nelson Youth Center in Syracuse with The Distinguished Mentor Award.

Boeheim Court



Boeheim Court

The basketball court at the Carrier Dome was officially named the “Jim Boeheim Court” at a ceremony prior to the SU-Georgetown basketball game on February 24, 2002.

“I am delighted for Jim and I am delighted that literally thousands of people have helped show their appreciation for his achievements,” said then-Syracuse University Chancellor Kenneth Shaw. “It is a well-deserved honor.”

The recognition honored Boeheim’s 30 years as a full-time member of the Syracuse University coaching staff, dating back to 1972, and his four years as a student-athlete (1962-66). Boeheim also served as a graduate assistant coach at the University.

A committee to name the court, led by Joe Lampe, then-Syracuse University Chair of the Board of Trustees, and Joyce Hergenhan, a member of the Board of Trustees, began work on the campaign to name the court in September, 2000.

“Naming the basketball court at the Carrier Dome in honor of Jim Boeheim reflects the University’s and the Athletics Department’s appreciation for someone whose contributions to Syracuse University are immeasurable,” said retired SU Director of Athletics Jake Crouthamel at the time of the dedication. “Jim’s 26-year tenure as head coach is remarkable.”

The crowd of 29,215 who packed the Carrier Dome on “dedication day” represented the largest on-campus gathering in college basketball that season. The game was televised by CBS.

Boeheim Court Leadership Gifts

Joseph Lampe, co-chair
Joyce Hergenhan, co-chair
Dave Bing
Alan Braverman
L. Michael and Shaun Blumin
Leo Eisner
Ed Feiman
David and Ilene Flaum
Neil and Helene Gold
Paul Greenberg
Robert Hill
Douglas Kass
Marvin and Helaine Lender
Henry and Faye Panasci
James Pulaski
Robert Sansone
Donald Shupak
William Smith
Milt and Ann Stevenson
Martha Stratton
Robert Street
Win White and Deborah Fritsche
Craig and Renee Weinstein
C. James Zeszutek

Boeheim and USA Basketball



Jim Boeheim has played a major role in the development of USA Basketball, the national governing body for men's and women's basketball in the United States. His involvement began in a coaching capacity for teams competing nationally. He has served as the chair of the USA Basketball Men's Junior National Committee while also holding a spot as an assistant coach with the Senior Men's Team staff.

The basketball portion of the U.S. Olympic program was not in a position of international strength when Boeheim was asked by Duke Coach Mike Krzyzewski to become involved. The Americans were coming off a rare bronze-medal finish in 2004.

The rebuild began with a bronze-medal effort in the 2006 World Championship. Since that time, the U.S. has not lost a

game. The Americans have won, in succession, the 2007 FIBA Americas Championship, the 2008 Beijing Olympics, the 2010 World Championship, the 2012 London Olympics, the 2014 World Championship, and the 2016 Brazil Olympics.

2016 Brazil Olympics

The United States won its third consecutive Olympic gold medal after defeating Serbia, 96-66, in the final. Carmelo Anthony became the top scorer and rebounder in U.S. Olympic history. It was his fourth Olympics with the American team, another U.S. standard.

It represented a third straight gold-medal result for Coach Mike Krzyzewski and assistant Jim Boeheim, and the second for assistant coaches Tom Thibodeau and Monte Williams. Syracuse's Mike Hopkins was also on board as a court coach.

The U.S. National Team improved to 88-1 in FIBA or FIBA Americas competitions since Jerry Colangelo took over the program in 2006.

2014 World Championship

The United States became just the third country in FIBA World Cup history to win back-to-back championships by sweeping the field in Spain. The Americans defeated Serbia in the title game, 129-92.

Team USA extended its winning streak to 63 games (45 FIBA and FIBA Americas games, 18 exhibition games), a stretch which began in 2006.

Coach Mike Krzyzewski and assistants Jim Boeheim, Tom Thibodeau and Monte Williams guided the U.S. to the gold without the benefit of standouts Carmelo Anthony, Kevin Durant, LeBron James, Kobe Bryant and Dwayne Wade.

2012 London Olympics

A championship game victory against Spain gave the 2012 USA Men's Basketball National Team its second straight Olympic gold medal. The Americans defeated the Spaniards, 107-100.

The team was a perfect 8-0 again and averaged 115.5 points per game. Team USA set an Olympic record by scoring 156 points against Nigeria and Carmelo Anthony scored a standard-setting 37 points. LeBron James was named most valuable player.

Coach Mike Krzyzewski's coaching staff, formed first for the 2006 World Championship, was intact. Krzyzewski became the first U.S. coach to guide back-to-back gold medal winners in basketball.

2010 World Championship

The USA Basketball Men's National Team defeated host Turkey, 81-64, to capture the program's first gold-medal finish in the World Championship since 1994.

The squad was 8-0 and led by Kevin Durant from the Oklahoma City Thunder, who earned most valuable player after averaging 22.8 points per game.

Coach Mike Krzyzewski's coaching staff, formed first for the 2006 World Championship, was together again except Toronto Raptors coach Jay Triano subbed for Mike D'Antoni, who had a back injury.



Boeheim and USA Basketball



2008 Beijing Olympics • Gold Medal
Jim Boeheim, Assistant Coach




2007 FIBA Americas Championship • Gold Medal
Jim Boeheim, Assistant Coach



2006 World Championship • Bronze Medal
Jim Boeheim, Assistant Coach



2001 World Championship For Young Men • Gold Medal
Jim Boeheim, Head Coach



2000 World Championship For Young Men Qualifier • Silver Medal
Jim Boeheim, Head Coach

2008 Beijing Olympics

The United States recaptured the Olympic gold medal for the first time since 2000. NBA standouts Carmelo Anthony, Kobe Bryant and their teammates ran through the tournament without suffering a defeat, forging an 8-0 record. Team USA defeated Spain in the gold-medal game, 118-107.

The staff from the 2006 World Championship - head coach Mike Krzyzewski from Duke and assistant coaches Jim Boeheim (Syracuse), Mike D'Antoni (New York Knicks) and Nate McMillan (Portland Trail Blazers) remained intact through the Olympics.

2007 FIBA Americas Championship

The Senior Men's Team reconvened for the 2007 FIBA Americas Championship to secure a position in the 2008 Olympics. Carmelo Anthony and LeBron James were two of the prime returning stars from the 2006 team and NBA veterans Kobe Bryant and Jason Kidd headlined the list of newcomers.

Team USA was an unblemished 10-0 in the event, including a convincing gold-medal win against Argentina, 118-81.

2006 World Championship

In 2006, the USA Basketball Senior Men's Team began a three-year process of preparing for the 2008 Olympics. Duke head coach Mike Krzyzewski was put in charge of the squad and he tabbed Boeheim as an assistant.

Team USA went 5-0 in preliminary-round play and, with wins against Germany and Australia, the squad reached the semifinal medal round. The Americans were edged by Greece, 101-95, and rebounded to take the bronze by beating Argentina, 96-81.

The unit included Carmelo Anthony and LeBron James.

2001 World Championship For Young Men

Boeheim led the USA Basketball team that won the gold medal in Japan. The team had Duke's Carlos Boozer and Caron Butler from Connecticut. Ernie Kent (Oregon) and Phil Martelli (Saint Joseph's) were assistant coaches.

Team USA went 5-0 in pool play. The Americans defeated Slovenia (100-83) and Argentina (95-90) to reach the title game. Team USA got the gold with an 89-80 win against Croatia.

Boeheim was named USA Basketball 2001 National Coach of the Year and the squad was selected Team of the Year.


2000 World Championship For Young Men Qualifier

Boeheim guided the 2000 USA Basketball Junior World Championship Team to a silver medal in competition held in Sao Paulo, Brazil. His coaching staff included current Villanova head coach Jay Wright.

The 2000 team featured Mike Dunleavy and Jason Williams from Duke, Nick Collison and Drew Gooden from Kansas, and Michigan State's Jason Richardson.

The U.S. edged Brazil, 96-91, in the semifinals, but lost to Argentina in the championship game, 92-77.

Boeheim and USA Basketball




1998 Junior World Championship Qualifier • Gold Medal
Jim Boeheim, Head Coach




1990 World Championship • Bronze Medal
Jim Boeheim, Assistant Coach



1990 Goodwill Games • Silver Medal
Jim Boeheim, Assistant Coach



1989 World University Games • Gold Medal
Jim Boeheim, Assistant Coach



1982 Olympic Festival East Team • Silver Medal
Jim Boeheim, Head Coach

1998 Junior World Championship Qualifier

The USA team earned the gold medal in Puerto Plata, Dominican Republic.

Boeheim's staff included Arizona State head coach Rob Evans and Oklahoma Christian coach Dan Hays. The team of high school players featured future collegiate standouts Mike Miller (Florida) and Quentin Richardson (DePaul). The U.S. swept the tournament with a 6-0 record and won the gold by defeating Argentina, 91-66. Boeheim was named 1998 USA Basketball Developmental Coach of the Year.

1990 World Championship

Team USA earned the bronze medal at the 1990 World Championship. The coaching staff was led by Duke's Mike Krzyzewski and included Boeheim and P.J. Carlesimo from Seton Hall as assistants.

The lineup featured Kenny Anderson (Georgia Tech), Christian Laettner (Duke), Alonzo Mourning (Georgetown), and Billy Owens (Syracuse).

The Americans clinched the bronze by beating Puerto Rico, 107-105, in overtime.

1990 Goodwill Games

The United States Goodwill Games team featured the same coaching staff and many of the same players who represented the country in the August World Championship. The Americans took the silver medal at the Goodwill Games in Seattle.

Syracuse's Billy Owens led the team by averaging 21.4 points an outing. He had a 34-point outburst in a 100-94 win against Puerto Rico. In the gold-medal game, Yugoslavia won an 85-79 decision.

1989 World University Games

Boeheim, along with Washburn's Bob Chipman, was an assistant coach on Gene Keady's (Purdue) staff at the 1989 World University Games. The U.S. claimed the gold medal in Duisburg, West Germany.

Team USA claimed all six games, including an 88-80 victory against USSR for the gold medal. The squad was dominant throughout the tournament, winning by an average of 31.2 points an outing. Syracuse's Stephen Thompson led the team in scoring, averaging 19.8 points a game in the six contests.

1982 Olympic Festival East Team

Boeheim's first opportunity to coach for USA Basketball was at the 1982 National Sports Festival IV, in Indianapolis, Ind.

He was head coach for a roster that included Rafael Addison (Syracuse), Johnny Dawkins (Duke), and Villanova's Ed Pinckney and Harold Pressley. Boeheim was assisted by Assumption head coach Joe O'Brien.

The East squad earned a silver medal in the event after posting a 2-2 record. Pinckney was selected as the tournament MVP and Dawkins was on the all-tournament team.

SYRACUSE

ADRIAN AUTRY

Associate Head
Coach
Syracuse '94



AUTRY FILE

Personal

Born: Feb. 28, 1972
Birthplace: Monroe, N.C.
Wife: Andrea
Children: Aliyah, Adrian Jr.,
 Trey, Nina

Education

High School: .. St. Nicholas of
 Tolentine, Bronx, N.Y.
College: Syracuse: Bachelor's
 degree in Speech
 Communications,
 1994

Playing Career

High School: .. St. Nicholas of
 Tolentine: Parade
 (1989, 1990) and
 McDonald's All-
 American (1990);
 1988 city and state
 championship

College: Syracuse: Four-year
 starter, two-time
 All-BIG EAST,
 senior captain

Pro: He played 11
 seasons overseas
 in Greece, Russia,
 Italy, Spain and
 France.

Coaching Career

High School: .. Bishop Ireton
 Catholic: associate
 head coach, 2006-07
 Paul VI, assistant
 coach, 2007-08

College: Virginia Tech:
 Director of
 operations, 2008-
 10; assistant coach,
 2010-11
 Syracuse: assistant
 coach, 2011-
 17; associate
 head coach,
 2017-present

Adrian Autry, a former first
 team All-BIG EAST performer at
 Syracuse, returned to his alma mater
 as an assistant coach in 2011.

Autry brought his experience as
 a player at SU and overseas to the
 position. He works primarily with the
 Syracuse forwards and in recruiting
 the next group of Orange stars.

In the spring of 2017 he was
 promoted to associate head coach.

A Prep Standout

Autry played at St. Nicholas of
 Tolentine in the Bronx. His squad
 won the New York City and New
 York State championships in 1988
 and finished ranked first nationally.

In the New York State Federation
 playoffs, St. Nicholas of Tolentine
 beat Adlai Stevenson, the Public
 Schools Athletic League champion,
 85-54. Autry had 19 points when
 Tolentine defeated Our Savior
 Lutheran, 95-69, in the title game.
 He was a three-year starter and First
 Team All-City selection.

The Wildcats posted 30-1, 21-8
 and 26-4 records during Autry's
 three seasons for a combined varsity
 mark of 77-13 (.856).

He was a Parade All-American
 in 1989 and 1990 and a 1990
 McDonald's All-American. Autry
 had 11 assists in the McDonald's
 All-American game. Autry also
 played in the Dapper Dan Roundball
 Classic and the 1990 U.S. Olympic
 Festival.

Learning The Orange Way

Autry stepped right into the
 starting lineup as a freshman at
 Syracuse. He was with the first string
 for 30-of-31 outings and led the
 team with 164 assists. The Orange
 were 26-6, won the BIG EAST
 Conference, were ranked as high
 as third in the polls and earned an

NCAA Tournament berth. Autry was
 named to the BIG EAST All-Rookie
 Team.

In 1991-92, he started 28-of-
 31 games and led the club in
 assists (123) and steals (48)
 while averaging 11.0 points. SU
 was 22-10, won the BIG EAST
 Tournament, and was in the NCAA
 Tournament.

Autry saw his scoring average jump
 to 13.7 as a junior. He started 28-of-
 29 games and topped the team in
 assists (161) and steals (58). The
 Orange were 20-9 and Autry was
 selected third-team All-BIG EAST.

Autry was a member of the 1993
 USA Basketball Under-21 team
 that was 8-0 and captured the gold
 medal in the Young Men World
 Championship.

His senior year was Autry's best.
 He was a first-team All-BIG EAST
 pick after averaging a career-best
 16.7 points and 6.1 assists. Syracuse
 finished the 1993-94 season 23-7
 and lost to Missouri in the NCAA

Sweet 16, 98-88 in overtime. In that
 contest, Autry scored 31 points in
 the second half.

One of three players to lead SU in
 season assists four times, Autry still
 ranks fifth in career assists (631)
 and sixth in career steals (217).

Acting Professionally

After completing his college
 career in 1994, Autry was taken
 in the second round of the 1994
 Continental Basketball Association
 (CBA) Draft by the Shreveport
 Crawdads.

Starting in 1995, Autry spent
 two years with Besiktas Istanbul in
 Turkey before returning to America
 to play for Westchester in the
 United States Basketball League
 (USBL). Autry then logged two
 seasons with SSV Ulm in Germany.
 The team reached the 1998 German
 Bundesliga Finals. Autry was named
 All-German Imports First Team in
 1999. He came back to the USBL in
 1999 with the Long Island Surf.



The Autry Family

(l-r): Adrian, Nina, Andrea, Adrian Jr., Aliyah and Trey

SYRACUSE

Autry's Pro Player Gallery



Jerami Grant



Kris Joseph



Tyler Lydon



Chris McCullough



Malachi Richardson

Autry began a three-year stint in Italy with Sicc Jesi in 1999. He played the following year with Paf Bologna and then 2001-02 with Fabriano Basket and Mabo Livorno. During Italy's 2000 off-season, he played with the Brooklyn Kings (USBL).

He switched to France's professional league in 2002 with Sluc Nancy. The next season he signed with Brandt Hagen in Germany and later Lokomotiv Novosybirsk in Russia.

Autry played for Verviers-Pepinster in the Belgium league to start the 2004-05 season. He moved on to Deichmann Slask Wroclaw in Poland, where he finished his playing career as a member of the Polish Cup Winners.

From Student To Teacher

In 2006, Autry began his coaching career as associate head coach at Bishop Ireton Catholic High School (Va.). That spring he became involved as an AAU basketball coach for NOVA United. He led the 14-Under squad for one season and then the 15-Under team.

Prior to the 2007-08 school year, Autry was named an assistant coach at Paul VI High School (Va.). In 2008 he coached the 17-Under AAU squad Team Takeover.

Autry took the opportunity to move into the collegiate ranks when Virginia Tech coach Seth Greenberg

offered him the post of director of basketball operations in 2008.

Following the 2009-10 campaign, Autry was promoted to assistant coach at Virginia Tech. The Hokies were 22-12, reached the semifinals of the ACC Tournament, and played in the NIT.

The transition back to his alma mater, this time as an assistant coach, was smooth.

Autry guided Kris Joseph through his final season at SU and Joseph responded, earning All-America recognition. Joseph was selected in the second round of the 2012 NBA Draft by the Boston Celtics.

Autry also oversaw the continued development of C.J. Fair and James Southerland. Fair was a consensus All-American in 2013-14 and earned a training camp invite from the Indiana Pacers. Southerland, who departed a year earlier, had NBA stints with Charlotte and New Orleans.

Autry's group in 2012 welcomed the addition of Jerami Grant. After flashes of great play as a rookie, Grant stepped up as a sophomore and led the team in rebound average (6.8). He entered the NBA Draft and was tabbed by Philadelphia in round two.

He tutored another eventual draft choice in Chris McCullough during his rookie season. Although McCullough's campaign was cut short by an injury, he still developed enough to earn first-round selection by the Brooklyn Nets.

Autry's work with Malachi Richardson helped the freshman start every game and ultimately play his way into a first-round draft spot. He also developed Tyler Lydon, first into one of the best sixth-men in Division I, and then a regular in the Orange starting lineup. Lydon put his name into the 2017 draft and was taken in the first round by Utah (and subsequently traded to Denver).

Syracuse has advanced to the NCAA Tournament in four of Autry's six seasons on the staff, including trips to the Elite Eight (2012) and Final Four (2013, 2016).

The Autry Family

Autry resides in Jamesville with his wife, Andrea, and his children Adrian Jr., Trey and Nina. His daughter, Aliyah, graduated from Syracuse in 2017.

SU Career Assists

Name	Assists	Years
1. Sherman Douglas	960	1985-89
2. Jason Hart	709	1996-00
3. Gerry McNamara	648	2002-06
4. Dwayne Washington	637	1983-86
5. Adrian Autry	631	1990-94
6. Scoop Jardine	619	2007-12
7. Eddie Moss	539	1977-81
8. Jonny Flynn	439	2007-08
9. Lazarus Sims	432	1992-96
10. Leo Rautins	423	1980-83

SU Career Steals

Name	Steals	Years
1. Jason Hart	329	1996-00
2. Gerry McNamara	258	2002-06
3. Sherman Douglas	235	1985-89
4. Eddie Moss	230	1977-81
5. Dwayne Washington	220	1983-86
6. Adrian Autry	217	1990-94
7. Billy Owens	216	1988-91
8. Lawrence Moten	215	1991-95
9. Trevor Cooney	207	2012-16
Dale Shackelford	207	1975-79



Autry's Career Statistics at Syracuse

Year	G	FG	FGA	Pct	3FG	3FGA	Pct	FT	FTA	Pct	R	Avg	A	Pts	Avg
1990-91	31	106	264	.402	26	82	.317	62	88	.705	79	2.5	164	300	9.7
1991-92	31	109	297	.367	33	99	.333	90	128	.703	126	4.1	123	341	11.0
1992-93	29	140	324	.432	33	109	.302	83	104	.798	106	3.7	161	396	13.7
1993-94	30	178	396	.449	47	127	.370	98	125	.784	145	4.8	183	501	16.7
Totals	121	533	1,281	.416	139	417	.333	333	445	.748	456	3.8	631	1,538	12.7

SYRACUSE

ALLEN GRIFFIN

Assistant
Syracuse '01



GRIFFIN FILE

Personal

Born: May 24, 1978

Birthplace: Brooklyn, N.Y.

Children: A.J., Trey

Education

High School: .. Paul Robeson,
Brooklyn, N.Y.

College: Syracuse: Bachelor's
degree in Sociology,
2001

Playing Career

High School: .. Paul Robeson:
Team captain and
MVP as a jr. and sr.,
first-team all-city,
second-team all-
metro

College: Syracuse: Four-year
letter winner, two-
year starter, USBWA
All-District 2

Pro: Brooklyn Kings,
USBL; Taken
5th round of the
2001 NBDL Draft
by Columbus
Riverdragons; one
season in Slovenia;
2002, signed with
Asheville Altitude
(NBDL)

Coaching Career

College: Syracuse: director of
operations, 2003-
05, assist. coach,
2017-present;
St. Francis (N.Y.):
assist. coach, 2005-
06, 2008-10;
Providence, assist.
coach, 2006-08;
Hofstra, assist.
coach, 2010-11;
Dayton, assist.
coach, 2011-17

Brooklyn Born

A native of Brooklyn, Allen Griffin used basketball to help extricate himself from the challenges of inner city life.

Raised by his grandmother, Martha Valdez, Griffin developed into a standout scholastic performer for Coach Larry Majors at Paul Robeson High School. He was a team captain and most valuable player as a junior and senior for the Eagles. Griffin helped Robeson to two Brooklyn III Division titles and the 1997 Public School Athletic League (PSAL) Championship. He accumulated over 1,000 career points in his scholastic career.

From Brooklyn To The BIG EAST

Griffin opted to play college basketball in his home state, accepting the offer of Coach Jim Boeheim at Syracuse. He impacted the roster almost immediately and saw court time in 34-of-35 games as a first-year performer. One of his better efforts came back in New York when he scored 10 points to help the Orange defeat St. John's, 69-67, in the BIG EAST Conference Tournament. The Orange were 26-9 and made the NCAA Tournament.

He moved into the starting lineup as a sophomore and was with the first string for all 33 contests. Griffin more than tripled his scoring average, from 2.4-to-7.9, and his assist total jumped from 30-to-104. He scored double digits in 14 contests. Griffin emerged as an outside scoring threat for SU with more than half of his baskets coming from 3-point range. Syracuse earned an NCAA berth and finished 21-12.

An Orange Retooling

Griffin faced a new challenge as a junior when he was replaced in Syracuse's starting lineup. The change ultimately served two purposes for the Orange -- it allowed for more court time from Tony Bland and it provided Griffin the chance to prepare to take over the starting point-guard spot from Jason Hart the following season.

He played in all 32 contests and committed just 21 turnovers. Griffin

had his best showing in the NCAA Tournament against Michigan State, scoring a season-best 14 points. Syracuse completed the campaign with a 26-6 mark.

Griffin's hard work paid off when he re-claimed a starting spot as a senior. He helped guide the Orange to a 25-9 overall mark and a spot in the NCAA Tournament. He earned United States Basketball Writers of America (USBWA) All-District 2 honors.



Griffin played in 133 games over four seasons at Syracuse. He earned USBWA All-District 2 honors as a senior.

SYRACUSE

Griffin's Pro Player Gallery



Chris Johnson

Over the course of 34 matchups, Griffin averaged 10.8 points, 3.3 rebounds and 6.5 assists per game. The Orange earned an NCAA Tournament spot and were 25-9.

Griffin had 20-point outings in victories against DePaul and Missouri, helping Syracuse to the Great Alaska Shootout title. He had 12 assists when the Orange defeated Ohio State in the second game of the tournament.

He added 20-point performances at Pittsburgh and Seton Hall. Griffin posted a triple double when Syracuse hosted Pittsburgh. He finished with 14 points, 11 assists and 10 rebounds.

In the following game, the final regular-season contest of Griffin's career, he led the Orange past St. John's in overtime. He played in all 50 minutes and had a career-high 31 points. Griffin was 18-of-22 from the foul line in the win. It set school records for free-throws made and attempted which still stand.

Griffin's 15 points versus Hawaii in the NCAA Tournament represented his 18th double-digit scoring effort of the campaign.

When his collegiate career concluded, Griffin ranked ninth in assists at Syracuse.

Unfinished Business

Griffin's next challenge was to pursue a playing career at the professional level. It began with a

spring stint for the Brooklyn Kings of the United States Basketball League (USBL). Although he was not tabbed in the June 2001 NBA Draft, he was selected in the fifth round of the NBA Developmental League (NBDL) Draft, by the Columbus Riverdragons. Griffin did not make the team and subsequently ventured overseas to play in Slovenia.

Following one season in Europe, Griffin signed with the Asheville Altitude (NBDL). He did not earn a roster spot and decided to switch gears and enter the coaching ranks.

You Can Go Home Again

With his playing days behind him, Griffin returned to familiar territory in Syracuse. He spent one year as a teacher and eighth grade women's basketball coach at Christian Brothers Academy, and then joined his alma mater's staff as an administrative assistant.

Although Griffin's role at Syracuse did not include on-court coaching responsibilities, it gave him an up-close look at that career possibility. After two years with the Orange staff, he was hired as an assistant coach at St. Francis (N.Y.) by Brian Nash.

He had put in a year with the Terriers when former SU assistant Tim Welsh called and offered Griffin an assistant's post at Providence. A two-year stint included a trip to the NIT for the Friars.



Brian Roberts

Griffin returned to Nash's St. Francis (N.Y.) staff for 2008-09 and 2009-10, and then moved to Hofstra under Coach Mo Cassara. The Pride were 21-12 in his one season.

When Archie Miller was hired at Dayton in 2011, he tabbed Griffin to be on his staff. Success was immediate in the form of a 20-win season and NIT berth for the Flyers. After a 17-14 second campaign under Miller, Dayton took off with four straight NCAA Tournament berths.

Griffin was involved in all facets of coaching with the Flyers. During his six years at Dayton, Griffin tutored future NBA performers Chris Johnson (Memphis, Boston, Utah), Brian Roberts (New Orleans, Miami, Portland, Charlotte) and Chris Wright (Golden State, Milwaukee).

Again, You Can Go Home Again

When Mike Hopkins left Syracuse to take the head coaching post at Washington in March 2017, Boeheim acted decisively in finding a replacement, tabbing Griffin.

Griffin works with Syracuse's centers in addition to sharing recruiting and scouting responsibilities with fellow assistant coaches Adrian Autry and Gerry McNamara.



Chris Wright

SU Career Assists

Name	Assists	Years
1. Sherman Douglas	960	1985-89
2. Jason Hart	709	1996-00
3. Gerry McNamara	648	2002-06
4. Dwayne Washington	637	1983-86
5. Adrian Autry	631	1990-94
6. Scoop Jardine	619	2007-12
7. Eddie Moss	539	1977-81
8. Jonny Flynn	439	2007-08
9. Lazarus Sims	432	1992-96
10. Leo Rautins	423	1980-83
11. Allen Griffin	409	1997-98



He was an administrative assistant at Syracuse from 2003-05.

Griffin's Career Statistics at Syracuse

Year	G	FG	FGA	Pct	3FG	3FGA	Pct	FT	FTA	Pct	R	Avg	A	Pts	Avg
1997-98	34	28	67	.418	5	19	.263	20	35	.571	32	0.9	30	81	2.4
1998-99	33	87	225	.387	41	118	.347	47	70	.671	89	2.7	104	262	7.9
1999-00	32	37	85	.435	2	14	.143	20	27	.741	35	1.1	55	96	3.0
2000-01	34	120	313	.383	22	90	.244	106	149	.711	111	3.3	220	368	10.8
Totals	133	272	690	.394	70	241	.290	193	281	.687	267	2.0	409	807	6.1

GERRY McNAMARA

Assistant Coach
Syracuse '06



McNAMARA FILE

Personal

Born:.....August 28, 1983

Birthplace:.....Scranton, Pa.

Wife:.....Katie

Children:.....Gerry, Maggie,
Grace

Education

High School:..Bishop Hannan,
Scranton, Pa.

College:.....Syracuse: Bachelor's
degree in Speech
Communications,
2006

Playing Career

High School:..AP Pennsylvania
POY (2001)
Bishop Hannan:
Parade (2002) All-
American; Gatorade
Pennsylvania POY
(2002); PIAA Class
AA State Champion

College:.....Syracuse: Started all
135 college games;
Career leader in FT
%, 3FG, minutes
played; Ranks
fourth in career
scoring, second
in steals and third
in assists; 2003
NCAA Champion;
3-time All-BIG
EAST; Dave Gavitt
Award (2006);
AP All-American
(2006)

Pro:.....He played in the
NBA D-League and
in Europe.

Coaching Career

College:.....Syracuse: Graduate
assistant, 2009-11;
assistant coach,
2011-present

Gerry McNamara, a four-year letter winner who helped Syracuse to four NCAA Tournament berths, including the 2003 NCAA Championship, was named an assistant coach at his alma mater in November 2011. He had started on the staff as a graduate assistant manager in 2009.

A Syracuse Star Is Born

McNamara virtually took over Central New York during his Syracuse basketball career. By the time his four-year stay was completed, he'd earned a spot among the most popular players in program history.

His freshman season was nothing short of spectacular as McNamara and the Orange raced all the way to the 2003 NCAA Championship. He was a unanimous pick on the BIG EAST Conference All-Rookie Team and was named to the All-Final Four Team. McNamara had 19 points against Texas in the NCAA semifinal and 18 points on six 3-pointers versus Kansas in the title tilt.

McNamara averaged 13.3 points per game and teamed with Carmelo Anthony (22.2 ppg.) to form the nation's highest scoring freshman duo (35.6 ppg.).

He ranked eighth nationally in free-throw percentage (.909) and set a Syracuse record in the same category. His .964 free-throw percentage in league games established a BIG EAST standard. McNamara had two runs of 30 consecutive made free throws.

SU finished the year 30-5 and BIG EAST West Division Co-Champions, along with the NCAA crown.

As a sophomore, McNamara was a candidate for the prestigious John Wooden Award and the James Naismith Trophy, the two top player-of-the-year honors in college

basketball. He was named second-team All-BIG EAST after leading the league in free throw percentage again. McNamara topped 20 points in seven different games and had a career-high 43 points in Syracuse's NCAA tournament win against BYU. The scoring explosion, the largest in SU postseason history, included a school-record nine 3-pointers. He surpassed 1,000 career points in the final game of the campaign. SU reached the NCAA Sweet 16.

In 2004-05, McNamara earned first-team All-BIG EAST recognition and was named to the BIG EAST All-Tournament Team. He made what was then a school record 107 3-pointers. The Orange captured the BIG EAST Tournament crown and earned another NCAA Tournament

berth. He was a contender for the Wooden and Naismith awards for the second straight season.


McNamara finished his career by carrying the Orange to the BIG EAST Tournament championship in a miracle run. The march started with a last-second, McNamara 3-pointer, that pushed SU past Cincinnati, 74-73. McNamara next helped SU upset #1 Connecticut, 86-84, in overtime. His long-distance 3-pointer with five seconds left pushed the game into overtime and his three free throws in the final 1:15 of the extra session clinched the win. In the semifinals versus Georgetown, he had five second-half 3-pointers and assisted on the game-winner with nine seconds left in a 58-57 victory. SU, paced by McNamara's



The McNamara Family
(l-r): Maggie, Gerry, Gerry, Katie and Grace

SYRACUSE

McNamara's Pro Player Gallery



Michael Carter-Williams



Michael Gbinije



Tyler Ennis



Dion Waiters

14 points, claimed the crown by beating Pittsburgh, 65-61. It was the first time a club had won four games to earn the BIG EAST title.

McNamara earned the Dave Gavitt Award as most outstanding player in the event. He set the BIG EAST Tournament record for 3-pointers (16) and averaged 16.3 points and 8.3 assists.

He was a first-team all-conference selection. A candidate for the Wooden and Naismith honors, he was on the list for the Bob Cousy Award as the nation's top point guard, the Rupp Trophy, and the Senior Class Award. McNamara earned Associated Press Honorable Mention All-American honors.

He received the 2006 Chip Hilton Award, given annually by the Naismith Memorial Basketball Hall of Fame and Chip Hilton Sports. It is presented to a senior Division I men's basketball player who demonstrated outstanding character, leadership and talent similar to the qualities evident in the 24-book Chip Hilton series.

McNamara started all 135 games of his career. McNamara established school records for career 3-pointers made (400) and attempted (1,126), free-throw percentage (.887) and minutes played (4,758).

He still ranks fourth in career points (2,099) at Syracuse. He left the Hill ranked second in career steals and third in career assists.

He set BIG EAST records for career free throw percentage (.917) and 3-point field goals made (183).

A Shot At The Big Time

McNamara performed overseas and in the NBA Developmental League. He went to training camp with the NBA's Utah Jazz in 2008. He stopped playing professionally to pursue a coaching career.

Orange Again

He returned to SU in 2009 as a graduate assistant manager and was promoted to a full-time assistant post in 2011, earning responsibility for the guards and recruiting.

McNamara's familiarity with the "Orange Way" of doing things made him a great fit with the staff. His practice work helped a backcourt crew of Michael Carter-Williams, Scoop Jardine, Brandon Triche and Dion Waiters excel. Waiters was the sixth pick in the 2012 NBA Draft.

In 2012-13, McNamara continued to develop Carter-Williams and Triche. Redshirt guard Trevor Cooney saw his first game action as well. Carter-Williams' progress was dramatic and, after one season as a starter, he was a first-round pick of the Philadelphia 76ers. Triche played in the NBA Summer League before signing to play in Europe.

Tyler Ennis had a stellar rookie year with the Orange in 2013-14 and, with McNamara's guidance, grew into an NBA-ready guard. Ennis

signed up for the NBA Draft and was tabbed by Phoenix in the first round.

McNamara's tutoring of Cooney and Michael Gbinije paid off with the Orange reaching the 2016 Final Four. Gbinije was taken by Detroit in the NBA Draft and Cooney signed a contract to play in Europe.

Last season brought a new challenge -- tutoring newcomers Tyus Battle, a freshman, and transfer John Gillon. Both made great strides during the campaign.

Life With The Lancers

McNamara finished his scholastic career seventh in career scoring (2,917 points) in Pennsylvania state history. He is the District II all-time leader. The Lancers posted records of 28-3, 27-4, 24-7 and 30-3 during his four campaigns. McNamara was the 2002 Pennsylvania Gatorade Player of the Year. He earned 2002 Parade Fourth-Team All-America recognition. He was the 2001 Associated Press (AP) Pennsylvania Player of the Year.

McNamara was a four-time Lackawanna League Division II Player of the Year, a three-time AP Small School First-Team All-State pick, and the Scranton Times Regional Player of the year twice.

Bishop Hannan won the District II Class A Championship and the Class A Eastern crown in 1999-00. The Lancers finished as the state runner-up in 1998-99 and 1999-00. McNamara averaged 23.8 points,

8.2 rebounds and 8.5 assists as a junior. He led Bishop Hannan to the 2002 PIAA Class AA Championship. He tallied 55 points in the semifinal triumph and 32 points in the final, a 70-68 win against Sto-Rox. McNamara averaged 30.2 points, 5.4 rebounds and 7.2 assists per game in 2001-02. He was a two-time team captain for Coach John Bucci.

The McNamara Family

He and his wife, Katie, reside in Syracuse with their son, Gerry, and two daughters, Maggie and Grace.

SU Career Minutes

Name	Minutes	Years
1. Gerry McNamara	4,799	2002-06
2. Derrick Coleman	4,688	1986-90
3. Jason Hart	4,491	1996-00
4. C.J. Fair	4,251	2010-14

SU Career FT Percentage

Name	Pct.	Years
1. Gerry McNamara	.888	2002-06
2. Rich Cornwall	.861	1965-68
3. Jim Lee	.859	1972-75
4. Greg Kohls	.824	1969-72
5. John Suder	.816	1967-70

SU Career Assists

Name	Assists	Years
1. Sherman Douglas	960	1985-89
2. Jason Hart	709	1996-00
3. Gerry McNamara	648	2002-06
4. Dwayne Washington	637	1983-86
5. Adrian Autry	631	1990-94

SU Career Steals

Name	Steals	Years
1. Jason Hart	329	1996-00
2. Gerry McNamara	258	2002-06
3. Sherman Douglas	235	1985-89
4. Eddie Moss	230	1977-81
5. Dwayne Washington	220	1983-86

McNamara's Career Playing Statistics at Syracuse

Year	G	FG	FGA	Pct	3FG	3FGA	Pct	FT	FTA	Pct	R	Avg	A	Pts	Avg
2002-03	35	146	364	.401	85	238	.357	90	99	.909	80	2.3	155	467	13.3
2003-04	31	153	397	.385	105	270	.389	123	141	.872	80	2.6	118	534	17.2
2004-05	34	160	433	.370	107	315	.340	111	127	.874	79	2.3	168	538	15.8
2005-06	35	173	490	.353	103	308	.334	111	123	.902	94	2.7	207	560	16.0
Totals	135	632	1,684	.375	400	1,131	.354	435	490	.888	333	2.5	648	2,099	15.5

Basketball Support Staff

TODD BLUMEN

Syracuse '92
Video Coordinator/
Producer



Todd Blumen, who has been associated with the program since enrolling at SU in 1986, was named video coordinator/producer in 2008.

He was named the 2011 College Basketball Video Coordinator of the Year and the 2017 co-Video Coordinator of the Year by the Collegiate Sports Video Association (CSVA).

Blumen is the primary administrator for the men's and women's basketball XOS networks. He also coordinates audio-visual distribution for the Carmelo Anthony Basketball Facility.

Blumen handles the video operations for the athletics department with an emphasis on men's basketball and the Olympic sport teams. He assists with the basketball program's computer equipment.

He was a graduate assistant video coordinator for basketball at SU for two seasons. He then spent five years as a video production assistant. In 2002 he was promoted to video coordinator.

Blumen earned a B.A. in mathematics from Syracuse in 1992. From 1986 to 1992, he was a basketball student manager. From 1995 to 1997, he was a graduate assistant for the team while earning an MBA from the Martin J. Whitman School of Management.

He is a member of the National Association of Basketball Coaches (NABC) and the Collegiate Sports Video Association (CSVA).

Blumen also is co-director for the Jim Boeheim Syracuse Basketball Camp during the summer. He resides in Liverpool.

RYAN CABILES

UNLV '98
Director of Strength and
Conditioning



Ryan Cabiles is the director of strength and conditioning for men's and women's basketball. He designs and implements the teams' year-round athletic performance programs. He is the primary administrator for the Kinduct and Fusionetics athletic management systems. He joined the staff in July 2007 after six years as head strength and conditioning coach at the University of Portland.

Cabiles worked with the University of Nevada Las Vegas athletics program as a student athletic trainer from 1996-98. At UNLV he earned his degree in sports injury management in 1998 and was the men's basketball and tennis teams' strength and conditioning coach from 1999-2000.

He spent seven years with the NBA's Portland Trail Blazers. He doubled his duties with the organization as head strength coach of the Portland Fire of the WNBA from 2000-02. Cabiles worked as a tester for the NBA Pre-Draft Combines in Orlando and Chicago.

Cabiles is certified through the National Strength and Conditioning Association as a Registered Strength and Conditioning Coach with Distinction (RSCC*D). He is certified through the National Academy of Sports Medicine as a Performance Enhancement Specialist and Corrective Exercise Specialist. He earned a Certification in Applied Functional Science through the Gray Institute.

He and his wife, Kara, reside in Jamesville with their children, Kendall and Peyton.



Ryan Cabiles worked with the Portland Trail Blazers for seven years before his hiring at Syracuse in 2007.



Todd Blumen



Kara, Kendall, Ryan, and Payton Cabiles

Basketball Support Staff

ERIC DEVENDORF

Syracuse '15
Basketball Performance
Assistant



Eric Devendorf returned to his alma mater in 2016 to take the position of basketball performance assistant. He works closely with Ryan Cabiles in implementing strength and conditioning and performance programs for the student-athletes in the men's basketball program.

A prep standout at Bay City Central High School (Mich.), Devendorf earned all-state honors three times. He departed as the school's all-time scoring leader (1,224 points).

Devendorf spent his senior scholastic season at Oak Hill Academy (Va.). He earned McDonald's, EA Sports and Parade All-American recognition. Oak Hill was 34-2 and ranked first in the nation.

He played for four seasons at Syracuse and accumulated 1,680 points, which still ranks 14th on the all-time list at SU.

Devendorf was a part of two NCAA Tournament teams (2005-06, 2008-09) and two squads that earned NIT berths (2006-07, 2007-08). The Orange were 96-47 in those four years and won the 2006 BIG EAST Conference Tournament crown.

His professional playing career took Devendorf to the NBA Development League and in foreign leagues in Australia, Israel, New Zealand, Turkey and Ukraine. He is an original member of Boeheim's Army, a squad of former SU players that has competed in The Basketball Tournament.

He earned a bachelor's degree in Communications and Rhetorical Studies in 2015. He is the father of two daughters -- Madelyn and Miranda.

KATIE KOLINSKI

Syracuse '16
Graduate Manager



Katie Kolinski, a former team manager as an undergraduate, is in her second year as a graduate manager with the Orange.

She served as a manager from 2011-16 while completing an undergraduate degree in physical education. During the 2014-15 campaign she was a senior manager.

In her current role, Kolinski supervises the program's undergraduate managers. She assists with analysis and breakdown of opponent video. Kolinski performs managerial and administrative duties during practice and competition.

She also participates in limited on-court activities for practice and individual student-athlete workouts.

Kolinski aspires to a career in coaching basketball. She has worked at Jim Boeheim's Big Orange Basketball Camp for the past five summers and also gained experience working at the Jim Boeheim Fantasy Camp for men age 35-and-above for the most recent three years.

Kolinski is currently pursuing a master's degree in instructional design, development and evaluation from the School of Education.

She was a prep standout at West Genesee High School. Kolinski played three years of basketball for the Wildcats.

PETE MOORE

Ashland '81
Director of Athletic
Communications



Pete Moore was named director of athletic communications in August 2007.

Moore was hired as assistant director in 1998 and promoted to associate director in 2001. He is the primary media contact for men's basketball and he assists with football.

A past-president of the College Sports Information Directors of America (CoSIDA), Moore spent 11 years on its Board of Directors. He was inducted into the CoSIDA Hall of Fame in 1998 and earned the 1999 CoSIDA Warren Berg Award.

He was a member of the media relations staff at the NCAA Men's Basketball Final Four in 1999, 2000 and 2002. Moore also worked with the PGA of America media relations group at the 2008 Senior Open and 2016 Ryder Cup.

He is a past-president of the Eastern College Athletic Conference Sports Information Directors Association (ECAC-SIDA), and served on its board for six years. In June, 2001, he received the ECAC-SIDA Irving Marsh Award.

The sports information director at Ithaca College for 12 years, he was inducted into the College's Sports Hall of Fame in 1995.

Moore graduated from Ashland College in 1981 and was the sports information director at Ashland for one year before a three-year stint at Kansas Newman College.

He and his wife, Catherine, have seven children: Hannah M., Jacob, Tyler, Hannah J., Jack, Leo and Owen. The Moores reside in Baldwinsville.



Eric Devendorf



Katie Kolinski



Pete and Catherine Moore

Basketball Support Staff

BRAD PIKE

Marietta '89
Assoc. A.D. Sports
Medicine



A veteran sports medicine professional, Brad Pike was appointed assistant athletics director for sports medicine in 2014 and associate athletics director in 2016. He is responsible for overseeing all aspects of the sports medicine department.

Since 2000, Pike has worked with the men's basketball program and has directed the injury rehabilitation program for all sports.

A 1989 graduate of Marietta College (Ohio), Pike majored in sports medicine as an undergraduate. He earned his master's degree in physical education from SU in 1991 and added a bachelor's degree in physical therapy from the SUNY Health Science Center in 1994.

Pike has been trained in full body active release technique (ART), sound assisted soft tissue mobilization (SASTM) and is a certified National Academy of Sports Medicine Performance Specialist (PES) and Corrective Exercise Specialist (CES). His special interests include exercise recovery and strength training.

A certified member of the National Athletic Trainers' Association (NATA), the College Athletic Trainers Society, the Eastern Athletic Trainers Association (EATA) and the New York State Athletic Trainers Association, Pike also serves as a lecturer in Syracuse University's School of Education/Exercise Science.

Brad and his wife, Lynne, are the parents of Ryan and Emily. They reside in Jamesville.

KATIE SCANLON

Canisius '06
Director of Academics
for Student-Athlete
Development



Katie Scanlon joined the Orange as an academic coordinator in December of 2011. In the Fall of 2017, she was promoted to director of academics for student-athlete development. She is responsible for providing academic support and monitoring academic progress for student-athletes in men's basketball and women's volleyball.

Her duties include evaluating and assigning tutors, implementing career development plans and monitoring NCAA academic eligibility.

She previously worked with student-athletes on the field hockey, men's and women's lacrosse, and women's tennis teams at Syracuse.

Prior to Syracuse, she held similar posts at New Mexico (2008-11) and Dayton (2006-08).

A native of Oswego, N.Y., Scanlon was a four-year letterwinner and captain of the Canisius College synchronized swimming team. Scanlon led the Griffins to four ECAC titles during her career and earned a bachelor's degree in physical education from the school in 2006.

In 2009, she earned a master's degree in higher education administration from Dayton. She is pursuing a Ph.D. in higher education from Syracuse.

In 2013, Scanlon was named to Central New York's prestigious "40 Under Forty" list, which recognizes local professionals under the age of 40 who exemplify leadership through their business accomplishments and community involvement.

Scanlon resides in Syracuse.

DAN SHWORLES

Xavier '00
Assistant Equipment
Manager



Dan Shworles was named an assistant equipment manager in July 2001. His primary responsibilities include working with the men's and women's basketball programs. Shworles directs the equipment room in the Carmelo Anthony Basketball Center.

He also assists with the football, track & field and field hockey teams.

Shworles came to SU from Northwestern where he was an intern equipment manager for one year. Shworles assisted with all facets of the program. In addition, he shared responsibility for game management for football, baseball and wrestling. He also worked at previous Indianapolis Colts mini-camps.

Shworles received his bachelor's degree in sports management from Xavier in 2000. He was an undergraduate manager with the men's basketball program for four years.

He is a certified equipment manager by the Athletic Equipment Managers Association (AEMA).

He and his wife, Monica, live in Syracuse with their daughter, Savannah.



Lynne, Ryan, Emily and Brad Pike



Dan, Monica and Savannah Shworles

Basketball Support Staff

KIP WELLMAN

Transylvania '05
Director of Basketball
Operations



Kip Wellman, a former graduate assistant at Syracuse, was named director of men's basketball operations in August 2013.

His responsibilities include managing the operation of the office, coordinating team travel, serving as the liaison with department support services, assisting in the management of basketball camps and clinics, and organizing recruiting visits.

He is co-director of the Jim Boeheim Basketball Camp.


Wellman returned to Syracuse after serving as a director of player development and then as an assistant coach at Western Kentucky. The Hilltoppers were the 2012 Sun Belt Tournament Champions and advanced to the second round of the NCAA Tournament.

He was a three-year letter winner at Embry-Riddle. Wellman completed his bachelor's degree at Transylvania in 2005, earning a bachelor of arts degree in business.

Wellman enrolled in the master's program at Syracuse in 2005 and began a four-year stay as a graduate assistant with the men's basketball program. He received a M.S. degree in higher education in 2009.

His duties as a graduate assistant included coordinating film exchange and Syracuse's Elite Camp. He also helped with video production and breakdown and scouting reports.

Kip and his wife, Allison, reside in Syracuse with their daughter, Saylor.



ASHLEY HOFFMAN

Office Coordinator
for Recruiting



LENN BROWN

Syracuse '17
Senior Manager



TRACI SCHAFFNER

Administrative Assistant
for Assistant Coaches



RICKY PASTERNAK

Syracuse '17
Senior Manager



KELLY TAYLOR

Administrative
Assistant to Coach
Boeheim



BRANDON WRIGHT

Syracuse '17
Senior Manager



2016-17 In Review



One of the highlights of the 2016-17 season was a last-second, 78-75 victory against #10/11 Duke. John Gillon's buzzer-beater ignited a court rush.

Who Are These 'Cuse Guys?

The departure of graduates Trevor Cooney and Michael Gbinije, plus rookie sensation Malachi Richardson's entry in to the NBA draft created significant openings in the Syracuse lineup. Thanks to a successful recruiting year from Coach Jim Boeheim and his staff, the Orange were able to reconstruct a lineup with newcomers.

Two key additions were graduate transfers John Gillon and Andrew White. Gillon came to Syracuse from Colorado State while White traveled east after playing at Nebraska. Both had one year of eligibility remaining and both took advantage of their final years:

Gillon: One third of the way into the season, Gillon grabbed a starting spot he would not relinquish. He played in all 34 games and averaged 10.5 points and 5.4 assists per game. Gillon topped the team in free-throw percentage (.861) and ranked third on the squad in 3-point baskets (54). He capped the season with a 43-point effort in an overtime win at NC State.

White: The 6-7 swingman started making baskets the minute he stepped into Syracuse's Carmelo Anthony Practice Facility and didn't stop until departing Central New York. White averaged a squad-best 18.5 points per game and established a school standard for single-season 3-pointers (112). He led the ACC in 3-point field goal percentage and 3-point field goals per game. He produced double-digit point totals in 31-of-34 contests with the Orange. White was named third-team All-ACC.

Two other starting slots in the lineup eventually went to first-year performers Tyus Battle, a guard from St. Joseph's (N.J.), and Taurean Thompson, a center from Brewster Academy (N.H.). Battle ended up with 25 appearances with the first five while Thompson was first string in 21 contests.

Battle: He averaged 11.3 points per contest to rank third on the Orange in scoring. Battle's 60 3-pointers ranked second on the club.

Thompson: He finished just shy of a double-digit scoring average (9.2) and contributed 3.8 rebounds a game.

Lydon's Last Collegiate Campaign

Tyler Lydon had grabbed national notice after helping Syracuse to the 2016 Final Four. His steady play continued through his sophomore season and he challenged foes with his size and long-distance shooting.

Lydon averaged 13.2 points and a squad-best 8.6 rebounds on the year. He earned honorable mention All-ACC recognition.

Following the completion of the 2016-17 season, Lydon entered his name in the NBA Draft. He was selected 24th overall by the Utah Jazz and then promptly traded to the Denver Nuggets.

A Series Of February Buzzer Beaters

Syracuse proved adept at last-second heroics, especially during the Atlantic Coast Conference (ACC) portion of the campaign:

1. Syracuse 100, NC State 93 OT: The first heart stopper came on February 1 in Raleigh, N.C. Trailing by 16 with 8:44 to play, Syracuse turned to Gillon and the graduate-student guard took over. He scored 20 straight points to close out the second period for the Orange -- none more important than a last-second 3-pointer that forced an extra session. His stellar play continued in overtime and Gillon ended up with a PNC Arena record 43 points. Syracuse emerged with a victory.

2. Syracuse 82, Clemson 81: Six days after the thriller against the Wolfpack, the Orange were up against it again. SU trailed by nine in the second half but overcame the deficit with a

16-6 run. The Tigers managed to lead twice in the final 1:30, including an 81-79 advantage after a Donte Grantham jumper with seven seconds left. Following a Clemson timeout, Syracuse quickly advanced the ball and Lydon found Battle in the corner. The freshman guard drained his 3-point attempt to steal the win.

3. Syracuse 78, #10/11 Duke 75: A crowd of 30,331 was on hand February 22 when the Orange hosted nationally-ranked Duke in the Carrier Dome. The game was tied, 75-75, when the Blue Devils' Luke Kennard missed a jumper with eight seconds left. Syracuse's Lydon hauled in the rebound and quickly fed Gillon, who raced up court and let go a 3-pointer from the top of the key with time expiring. Gillon converted the shot, giving him a game-high 26 points and providing Syracuse with another victory in the final seconds.

Degree Earnings

Two veterans, Dajuan Coleman and Tyler Roberson, finished their collegiate court tenures and departed Syracuse with degrees in hand.

Coleman, who played on state championship teams at local Jamesville-DeWitt, was slowed by knee injuries during his Orange stay. He extended a streak of consecutive starts to 51 before the affliction became too much to overcome.

Roberson played in 34 games in his final year and 119 over four years at Syracuse.

The NIT

Despite posting a 10-8 ACC mark and earning wins against #6/8 Florida State, #9/11 Virginia and #10/11 Duke, the Orange did not receive a berth in the NCAA Tournament. Syracuse played in the NIT for the 13th time and earned a number-one seed. After beating UNC-Greensboro, 90-77, SU was defeated by Ole Miss, 85-80.

Staff Shuffle

Shortly after the horn sounded at the completion of the season-ending NIT matchup with Ole Miss, news hit Orange Nation of a major announcement. Former player and long-time assistant coach Mike Hopkins, who had been named head coach designate at Syracuse, accepted the head coaching position at Washington. The move ended Hopkins' 19-year tenure on the SU staff.

The University leadership moved decisively to settle the unsettled. Boeheim agreed to sign a contract extension to continue as head coach beyond what had been the timetable for Hopkins to take charge (after 2017-18). Securing the commitment from the Hall of Fame mentor was met enthusiastically by fans and recruits.

Charged with filling the opening on his staff, Boeheim tabbed former SU guard Allen Griffin. An assistant on Archie Miller's staff at Dayton, Griffin had also logged coaching time at Providence, St. Francis (N.Y.) and Hofstra. Syracuse didn't miss a beat and continued with a staff made up of Orange alumni.

SYRACUSE

2016-17 Statistics

	TOTAL							3-PTS			REBOUNDS													
Player	GP	GS	Min	Avg	FG	FGA	Pct	3FG	FGA	Pct	FT	FTA	Pct	Off	Def	Tot	Avg	PF-FO	A	TO	Blk	Stl	Pts	Avg
White III, Andrew	34	34	1266	37.2	199	451	.441	112	278	.403	118	141	.837	28	130	158	4.6	72-0	38	56	12	55	628	18.5
ACC	18	18	718	39.9	117	263	.445	62	151	.411	66	75	.880	14	77	91	5.1	41-0	17	36	9	30	362	20.1
Lydon, Tyler	34	34	1227	36.1	151	319	.473	49	124	.395	97	116	.836	79	215	294	8.6	84-0	70	59	49	35	448	13.2
ACC	18	18	700	38.9	85	170	.500	24	61	.393	55	60	.917	40	118	158	8.8	50-0	35	31	31	20	249	13.8
Battle, Tyus	34	25	1044	30.7	127	293	.433	60	164	.366	71	89	.798	11	61	72	2.1	66-0	58	39	8	44	385	11.3
ACC	18	18	628	34.9	76	172	.442	29	85	.341	43	55	.782	8	36	44	2.4	34-0	29	20	5	25	224	12.4
Gillon, John	34	23	1015	29.9	105	256	.410	54	129	.419	93	108	.861	13	50	63	1.9	52-0	184	72	1	49	357	10.5
ACC	18	17	621	34.5	62	156	.397	34	81	.420	67	73	.918	5	29	34	1.9	32-0	113	47	1	24	225	12.5
Thompson, Taurean	34	21	607	17.9	130	238	.546	3	16	.188	49	76	.645	47	82	129	3.8	84-2	19	44	33	23	312	9.2
ACC	18	18	323	17.9	65	129	.504	1	7	.143	27	43	.628	25	34	59	3.3	53-1	8	23	14	11	158	8.8
Coleman, Dajuan	17	13	265	15.6	38	71	.535	0	1	.000	20	35	.571	31	50	81	4.8	37-0	3	23	9	7	96	5.6
ACC	4	0	39	9.8	2	4	.500	0	0	.000	2	4	.500	3	4	7	1.8	6-0	0	3	0	2	6	1.5
Roberson, Tyler	34	6	692	20.4	77	136	.566	0	0	.000	25	56	.446	64	103	167	4.9	70-0	30	37	27	18	179	5.3
ACC	18	0	407	22.6	43	68	.632	0	0	.000	9	26	.346	40	56	96	5.3	47-0	18	20	17	11	95	5.3
Howard, Frank	33	14	533	16.2	49	139	.353	18	57	.316	33	53	.623	18	37	55	1.7	56-0	120	57	5	38	149	4.5
ACC	17	1	192	11.3	16	49	.327	5	20	.250	10	14	.714	10	12	22	1.3	24-0	33	24	0	10	47	2.8
Chukwu, Paschal	7	0	108	15.4	6	9	.667	0	0	.000	0	9	.000	11	18	29	4.1	15-0	2	10	14	3	12	1.7
ACC	0	0	0	0.0	0	0	.000	0	0	.000	0	0	.000	0	0	0	0.0	0-0	0	0	0	0	0	0.0
Featherston, Ray	3	0	4	1.3	1	1	1.000	1	1	1.000	0	0	.000	0	0	0	0.0	0-0	0	0	0	0	3	1.0
ACC	1	0	1	1.0	0	0	.000	0	0	.000	0	0	.000	0	0	0	0.0	0-0	0	0	0	0	0	0.0
Akintobi-Adeyeye, D.	13	0	19	1.5	5	11	.455	0	0	.000	0	1	.000	4	2	6	0.5	5-0	0	3	2	1	10	0.8
ACC	4	0	5	1.3	1	4	.250	0	0	.000	0	0	.000	3	0	3	0.8	2-0	0	1	0	0	2	0.5
Autry, Adrian	12	0	17	1.4	3	9	.333	2	7	.286	0	1	.000	0	3	3	0.3	1-0	0	0	0	2	8	0.7
ACC	4	0	5	1.3	0	2	.000	0	1	.000	0	1	.000	0	3	3	0.8	0-0	0	0	0	1	0	0.0
Feldman, Ky	9	0	14	1.6	2	6	.333	1	5	.200	0	0	.000	1	1	2	0.2	0-0	2	0	0	0	5	0.6
ACC	2	0	3	1.5	1	2	.500	0	1	.000	0	0	.000	0	0	0	0.0	0-0	0	0	0	0	2	1.0
Belbey, Shawn	12	0	18	1.5	1	5	.200	0	2	.000	0	0	.000	0	0	0	0.0	0-0	2	2	0	0	2	0.2
ACC	4	0	5	1.3	0	2	.000	0	1	.000	0	0	.000	0	0	0	0.0	0-0	0	1	0	0	0	0.0
Dourdas, Evan	3	0	3	1.0	0	0	.000	0	0	.000	0	0	.000	0	0	0	0.0	0-0	0	1	0	0	0	0.0
ACC	0	0	0	0.0	0	0	.000	0	0	.000	0	0	.000	0	0	0	0.0	0-0	0	0	0	0	0	0.0
Radner, Jonathan	4	0	6	1.5	0	3	.000	0	2	.000	0	0	.000	0	2	2	0.5	0-0	2	1	0	0	0	0.0
ACC	0	0	0	0.0	0	0	.000	0	0	.000	0	0	.000	0	0	0	0.0	0-0	0	0	0	0	0	0.0
Sutton, Mike	7	0	12	1.7	0	2	.000	0	2	.000	0	1	.000	1	3	4	0.6	0-0	2	1	0	0	0	0.0
ACC	2	0	3	1.5	0	1	.000	0	1	.000	0	0	.000	0	1	1	0.5	0-0	0	0	0	0	0	0.0
TEAM														55	63	118	3.5	0		13			0	
ACC														27	25	52	2.9	0		7			0	
Total	34				894	1,949	.459	300	788	.381	506	686	.738	363	820	1,183	34.8	542-2	532	418	160	275	2,594	76.3
ACC	18				468	1,022	.458	155	409	.379	279	351	.795	175	395	570	31.7	289-1	253	213	77	134	1,370	76.1
Opponents	34				867	2,017	.430	295	863	.342	387	588	.658	432	785	1,217	35.8	611-11	583	458	89	210	2,416	71.1
ACC	18				485	1,047	.463	162	420	.386	225	337	.668	224	410	634	35.2	314-4	331	236	58	106	1,357	75.4

returning players in **bold**

SCORE BY PERIODS:	1ST	2ND	OT	TOTAL	DEADBALL REBOUNDS	OFF	DEF	TOTAL
Syracuse	1204	1363	27	2594	Syracuse	80	6	86
Opponents	1100	1292	24	2416	Opponents	94	6	100

SYRACUSE

2016-17 Results

RECORD:	OVERALL	HOME	AWAY	NEUTRAL
ALL GAMES	19-15	17-4	2-8	0-3
ACC	10-8	8-1	2-7	0-0
NON-CONFERENCE	9-7	9-3	0-1	0-3

DATE	TIME	OPPONENT		SCORE	ATTEND	HIGH POINTS	HIGH REBOUNDS
11/11/16	7:02 p.m.	COLGATE	W	83-55	23,844	(18)Tyler Roberson	(7)Taurean Thompson
11/15/16	7:02 p.m.	HOLY CROSS!	W	90-46	21,405	(19)Andrew White III	(6)Dajuan Coleman (6)Tyler Lydon (6)Tyler Roberson
11/18/16	7:02 p.m.	MONMOUTH!	W	71-50	22,636	(18)Andrew White III	(8)Dajuan Coleman
11/22/16	7:02 p.m.	S. CAROLINA STATE!	W	101-59	17,073	(15)Andrew White III	(12)Tyler Roberson
11/26/16	2:30 p.m.	vs South Carolina!	L	50-64	8,733	(18)Tyler Lydon	(7)Tyler Lydon
11/29/16	6:30 p.m.	at Wisconsin @	L	60-77	17,287	(14)Andrew White III	(5)Tyler Lydon (5)Andrew White III
12/3/16	4:02 p.m.	NORTH FLORIDA	W	77-71	22,372	(26)Andrew White III	(9)Tyler Lydon
12/5/16	7:00 p.m.	vs Connecticut	L	50-52	15,347	(14)Andrew White III	(16)Dajuan Coleman
12/10/16	12:05 p.m.	BOSTON UNIVERSITY	W	99-77	22,878	(23)John Gillon	(7)Taurean Thompson
12/17/16	12:01 p.m.	GEORGETOWN	L	71-78	25,131	(29)Tyler Lydon	(9)Tyler Lydon
12/19/16	7:01 p.m.	EASTERN MICHIGAN	W	105-57	16,778	(18)Tyus Battle	(8)Tyler Roberson
12/21/16	7:00 p.m.	ST. JOHN'S	L	60-93	18,363	(16)Tyler Lydon	(10)Dajuan Coleman (10)Tyler Lydon
12/27/16	7:05 p.m.	CORNELL	W	80-56	20,557	(20)Tyler Lydon	(10)Tyler Lydon
1/1/17	12:31 p.m.	at Boston College *	L	81-96	7,226	(22)Andrew White III	(12)Tyler Lydon
1/4/17	7:05 p.m.	MIAMI *	W	70-55	17,393	(22)Andrew White III	(10)Andrew White III
1/7/17	12:05 p.m.	PITTSBURGH *	W	77-66	20,034	(21)Andrew White III	(10)Tyler Roberson
1/10/17	7:00 p.m.	at Virginia Tech *	L	73-83	6,047	(18)Taurean Thompson	(10)Tyler Roberson
1/14/17	4:05 p.m.	BOSTON COLLEGE *	W	76-53	21,626	(21)Tyus Battle	(6)Tyler Roberson (6)Tyler Lydon
1/16/17	7:00 p.m.	at North Carolina *	L	68-85	20,588	(26)Tyler Lydon	(8)Tyler Roberson
1/21/17	12:01 p.m.	at Notre Dame *	L	66-84	9,149	(24)Tyler Lydon	(10)Tyler Lydon
1/24/17	8:05 p.m.	WAKE FOREST *	W	81-76	22,262	(27)Andrew White III	(9)Tyler Lydon
1/28/17	12:01 p.m.	FLORIDA STATE *	W	82-72	24,978	(24)Andrew White III	(11)Tyler Lydon
2/1/17	7:00 p.m.	at NC State *	W OT	100-93	16,346	(43)John Gillon	(7)Tyler Lydon
2/4/17	12:01 p.m.	VIRGINIA *	W	66-62	27,553	(23)Tyus Battle (23)Andrew White III	(6)Tyler Lydon
2/7/17	8:00 p.m.	at Clemson *	W	82-81	7,045	(23)Andrew White III	(9)Tyler Lydon
2/11/17	1:00 p.m.	at Pittsburgh *	L	75-80	10,216	(20)John Gillon (20)Andrew White III	(6)Tyler Lydon
2/13/17	7:01 p.m.	LOUISVILLE *	L OT	72-76	25,303	(22)Andrew White III	(9)Tyler Lydon
2/19/17	6:30 p.m.	at Georgia Tech *	L	65-71	8,600	(18)Taurean Thompson	(15)Tyler Lydon
2/22/17	7:01 p.m.	DUKE *	W	78-75	30,331	(26)John Gillon	(9)Tyler Lydon
2/26/17	2:07 p.m.	at Louisville *	L	68-88	22,482	(20)Tyus Battle	(10)Tyler Lydon
3/4/17	4:05 p.m.	GEORGIA TECH *	W	90-61	30,448	(40)Andrew White III	(13)Tyler Lydon
3/8/17	12:08 p.m.	vs Miami #	L	57-62	17,732	(22)Andrew White III	(12)Tyler Lydon
3/15/17	7:01 p.m.	UNCG \$	W	90-77	4,288	(34)Andrew White III	(10)Tyler Lydon
3/18/17	11:01 a.m.	OLE MISS \$	L	80-85	9,556	(18)Andrew White III (18)Taurean Thompson	(14)Tyler Lydon

* = ACC game

@ = Big 10/ACC Challenge

\$ = NIT

! = Brooklyn Holiday Hoops Invitational

= ACC Tournament (Brooklyn, N.Y.)

ATTENDANCE SUMMARY	GAMES	TOTALS	AVG/GAME
HOME	21	444809	21181
AWAY	10	124986	12499
NEUTRAL	3	41812	13937
TOTAL	34	611607	17988

SYRACUSE

2016-17 Record Breakdown

Record	Overall	ACC	ACCT	NIT
SU overall	19-15	10-8	0-1	1-1
SU at home	17-4	8-1		1-1
SU on the road	2-8	2-7		
SU at neutral sites	0-3		0-1	
SU in overtime	1-1	1-1		
After a loss	10-4	5-3		1-0
SU scores first	11-8	6-3	0-1	0-1
Opponent scores first	8-7	4-5		1-0

Halftime	Overall	ACC	ACCT	NIT
SU led at the half	15-3	6-1		1-1
SU trailed at the half	4-11	4-7	0-1	
Tied at the half	0-1			

Rebounding	Overall	ACC	ACCT	NIT
SU outrebounded Opp.	11-5	4-3		1-0
SU was outrebounded	8-9	6-5	0-1	0-1
Rebounds were equal	0-1			
SU 36-or-more rebounds	9-7	1-4		1-1
SU 35-or-less rebounds	10-8	9-4	0-1	
SU 21-or-more def. rebounds	17-11	8-5	0-1	1-1
SU 20-or-less def. rebounds	2-4	2-3		
SU 11-or-more off. rebounds	8-8	2-4		0-1
SU 10-or-less off. rebounds	11-7	8-4	0-1	1-0

Field Goal Percentage	Overall	ACC	ACCT	NIT
SU shot 50-60% FG	13-0	7-0		1-0
SU shot 40-50% FG	6-8	3-5	0-1	0-1
SU shot 30-40% FG	0-6	0-3		
SU shot 20-30% FG	0-1			
Opp. shot 50-60% FG	2-4	2-3		
Opp. shot 40-50% FG	5-10	3-5	0-1	1-1
Opp. shot 30-40% FG	10-1	5-0		
Opp. shot 20-30% FG	2-0			
SU outshot Opp. FG%	18-1	9-0	0-1	1-0
Opp. outshot SU FG%	1-14	1-8		0-1

Free Throw Percentage	Overall	ACC	ACCT	NIT
SU outshot Opp. FT%	12-9	7-5	0-1	1-0
Opp. outshot SU FT%	6-6	2-3		0-1
FT% was equal	1-0	1-0		
SU shot more FT	15-5	9-2	0-1	1-1
Opp. shot more FT	3-9	0-6		
Free throws shot were equal	1-1	1-0		

Scoring	Overall	ACC	ACCT	NIT
SU scored 100-109 pts.	3-0	1-0		
SU scored 90-99 pts.	4-0	1-0		1-0
SU scored 80-89 pts.	5-2	3-1		0-1
SU scored 70-79 pts.	6-4	4-3		
SU scored 60-69 pts.	1-6	1-4		
SU scored 50-59 pts.	0-3		0-1	
Opp. scored 90-99 pts.	1-2	1-1		
Opp. scored 80-89 pts.	1-6	1-5		0-1
Opp. scored 70-79 pts.	6-4	3-2		1-0
Opp. scored 60-69 pts.	2-3	2-1	0-1	
Opp. scored 50-59 pts.	7-1	2-0		
Opp. scored 40-49 pts.	1-0			

By Starting Lineup	Overall	ACC	ACCT	NIT
Battle, Gillon, Lydon, Thompson, White III	11-9	10-7	0-1	1-1
Battle, Howard, Thompson Lydon, White III	0-1	0-1		
Battle, Howard, Coleman Lydon, White III	3-1			
Gillon, Howard, Coleman Lydon, White III	1-2			
Howard, White III, Coleman Lydon, Roberson	4-2			

By Uniform	Overall	ACC	ACCT	NIT
White (throwback white, 0-1)	17-6	8-1	0-1	1-1
Orange	2-9	2-7		

Turnovers	Overall	ACC	ACCT	NIT
SU 10-or-less turnovers	8-4	4-2	0-1	
SU 11-20 turnovers	11-11	6-6		1-1
SU 21-or-more turnovers				
Opp. 10-or-less turnovers	3-4	2-2	0-1	
Opp. 11-20 turnovers	16-11	8-6		1-1
Opp 21-or-more turnovers				

SU Players' Scoring	Overall	ACC	ACCT	NIT
Eight in double digits	1-0			
Six in double digits	1-0			
Five in double digits	1-0			
Four in double digits	10-5	5-4		1-1
Three in double digits	3-8	3-4		
Two in double digits	3-2	2-0	0-1	
One in double digits				
Two with 20-or-more points	8-1	6-1		1-0
One with 20-or-more points	5-7	3-5	0-1	
One with 30-or-more points	1-0			1-0
One with 40--or-more points:	2-0	2-0		

By Month	Overall	ACC	ACCT	NIT
November	4-2			
December	4-3			
January	5-4	5-4		
February	4-4	4-4		
March	2-2	1-0	0-1	1-1

By Day	Overall	ACC	ACCT	NIT
Monday	1-3	0-2		
Tuesday	5-2	2-1		
Wednesday	4-2	3-0	0-1	1-0
Thursday				
Friday	2-0			
Saturday	7-5	5-2		0-1
Sunday	0-3	0-3		

By Live Television	Overall	ACC	ACCT	
CBS	0-1	0-1		
ESPN	3-7	3-3	0-1	0-1
ESPN2	2-1	1-0		1-0
ESPNU	1-3	1-3		
ESPN3	0-1			
RSN	3-1	1-0		
ACCN	3-1	3-1		
ACCN Extra	5-0			
Raycom	2-0	1-0		

By Conference	Overall
American (Connecticut)	0-1
ACC (at Boston College, Miami, Pittsburgh, at Virginia Tech, Boston College, at North Carolina, at Notre Dame, Wake Forest, Florida State, at NC State, Virginia, at Clemson, at Pittsburgh, Louisville, at Georgia Tech, Duke, at Louisville, Georgia Tech)	10-8
ACC Tournament (vs. Miami)	0-1
Atlantic Sun (North Florida)	1-0
BIG EAST (Georgetown, St. John's)	0-2
Big Ten (at Wisconsin)	0-1
Ivy League (Cornell)	1-0
Mid-American (Eastern Michigan)	1-1
MAAC (Monmouth)	1-0
MEAC (South Carolina State)	1-0
Patriot League (Colgate, Holy Cross, Boston U.)	3-0
SEC (vs. South Carolina, Ole Miss)	0-2
Southern (UNCG)	1-0

Games Decided By ...	Overall	ACC	ACCT	NIT
0-5 points	3-4	3-2	0-1	
6-10 points	3-3	2-2		
11-15 points	3-2	2-1		1-0
16 or more points	9-5	2-3		

Team Highs and Lows

Syracuse Highs

Points	105	Eastern Michigan
Points - First Half	52	Eastern Michigan
Points - Second Half	55	South Carolina State
Points -- Overtime	14	Louisville
Field Goals Made	37	South Carolina State
	37	Eastern Michigan
Field Goal Attempts	70	at Georgia Tech
Field Goal %	.587 (37-63)	Eastern Michigan
3-Point FG Made	15	Eastern Michigan
	15	Georgia Tech
3-Point FG Made -- Overtime	15	at NC State
3-Point FG Attempts	32	Boston U.
3-Point FG Attempts -- Overtime	33	Louisville
3-Point FG %	.545 (6-11)	Duke
3-Point FG % -- Overtime	.652 (15-23)	Georgia Tech
Free Throws Made	23	at Boston College
	23	Florida State
	23	UNCG
Free Throw Attempts	32	Boston U.
Free Throw %	.923 (12-13)	at Wisconsin
Offensive Rebounds	21	St. John's
Defensive Rebounds	39	South Carolina State
Rebounds	54	South Carolina State
Assists	34	Eastern Michigan
Steals	15	Eastern Michigan
Blocked Shots	11	South Carolina State
Turnovers	17	vs. South Carolina
	17	Eastern Michigan
	17	UNCG
Fouls	24	St. John's

Opponent Highs

Points	96	at Boston College
Points - 1st Half	44	at Boston College
Points - 2nd Half	54	St. John's
Points -- Overtime	18	Louisville
Field Goals Made	36	at Boston College
Field Goal Attempts	71	UNCG
Field Goal %	.571 (36-63)	St. John's
3-Point FG Made	16	Boston U.
	16	at Boston College
3-Point FG Attempts	41	Boston U.
3-Point FG %	.615 (16-26)	at Boston College
Free Throws Made	22	Georgetown
Free Throw Attempts	27	at Virginia Tech
Free Throw Attempts -- Overtime	30	Louisville
Free Throw %	.938 (15-16)	at Notre Dame
Offensive Rebounds	19	Colgate
Defensive Rebounds	32	vs. Connecticut
Rebounds	44	at North Carolina
Rebounds -- Overtime	46	Louisville
Assists	28	at Boston College
Assists -- Overtime	28	at NC State
Steals	12	vs. South Carolina
Blocked Shots	6	St. John's
Turnovers	20	Eastern Michigan
	20	Boston College
Fouls	25	Wake Forest

Syracuse Lows

Points	50	vs. South Carolina
	50	vs. Connecticut
Points - First Half	22	Virginia
Points - Second Half	21	at Wisconsin
Points -- Overtime	13	at NC State
Field Goals Made	14	vs. South Carolina
	14	vs. Connecticut
Field Goal Attempts	42	Virginia
Field Goal %	.259 (14-54)	vs. Connecticut
3-Point FG Made	4	St. John's
3-Point FG Attempts	15	vs. South Carolina
3-Point FG %	.167 (4-24)	St. John's
Free Throws Made	6	at North Carolina
Free Throw Attempts	7	at North Carolina
Free Throw %	.421 (8-19)	Colgate
Offensive Rebounds	4	Virginia
	4	Duke
	4	vs. Miami (ACCT)
Defensive Rebounds	16	Pittsburgh
Rebounds	23	Virginia
Assists	8	at Notre Dame
Steals	3	St. John's
	3	at Virginia Tech
	3	Duke
Blocked Shots	0	at Clemson
	0	at Louisville
Turnovers	6	Boston College
Fouls	9	Virginia

Opponent Lows

Points	46	Holy Cross
Points - 1st Half	21	vs. Connecticut
Points - 2nd Half	21	Monmouth
Points -- Overtime	6	at NC State
Field Goals Made	16	vs. Connecticut
Field Goal Attempts	48	Boston College
Field Goal %	.271 (19-70)	South Carolina State
3-Point FG Made	4	Monmouth
	4	vs. South Carolina
3-Point FG Attempts	13	South Carolina
3-Point FG %	.138 (4-29)	Monmouth
Free Throws Made	2	Cornell
	2	Miami
	2	Virginia
Free Throw Attempts	4	Cornell
Free Throw %	.200 (2-10)	Miami
Offensive Rebounds	6	Cornell
	6	at Clemson
Defensive Rebounds	11	Holy Cross
Rebounds	24	Virginia
	24	at Clemson
Assists	10	Holy Cross
Steals	2	Boston College
Blocked Shots	0	North Florida
	0	Boston U.
	0	UNCG
Turnovers	6	at Virginia Tech
Fouls	14	Pittsburgh

SYRACUSE

Syracuse Individual Highs

Games Played:

34 - Battle, Gillon, Lydon, Roberson, Thompson, White III

Games Started:

34 - Lydon, White III

Points in a Half:

29 - White III (2nd), Georgia Tech

Game Points:

40 - White III, Georgia Tech

Game Points -- Overtime:

43 - Gillon, at NC State

Minutes Played:

40 - White III (15), Georgetown, Miami, Pittsburgh, at Virginia Tech, Wake Forest, at NC State, Virginia, at Clemson, at Pittsburgh, at Georgia Tech, Duke, at Louisville, vs. Miami (ACCT), UNCG (NIT), Ole Miss (NIT); Lydon (13), vs. Connecticut, at Notre Dame, Wake Forest, Florida State, Virginia, at Clemson, at Pittsburgh, at Georgia Tech, Duke, at Louisville, vs. Miami (ACCT), UNCG (NIT), Ole Miss (NIT); Battle (5), Pittsburgh, at Virginia Tech, at Notre Dame, Wake Forest, vs. Miami (ACCT); Gillon (2), Pittsburgh, Duke

Minutes Played -- Overtime:

45 - White III (2), Lydon (2) at NC State, Louisville; Gillon (1), Louisville

Game FG Attempted:

21 - Thompson at Georgia Tech

Game FG Attempted -- Overtime:

24 - White III, Louisville

Game FG Made:

12 - Lydon, Georgetown; White III, Georgia Tech

Game FG Percentage (min. 8 made)

.923 (12-13) -- Lydon, Georgetown

Game FT Attempted:

14 - Gillon, Florida State

Game FT Attempted -- Overtime:

14 - Gillon, at NC State

Game FT Made:

13 - Gillon, Florida State

Game FT Made -- Overtime:

14 - Gillon, at NC State

Game FT Percentage (min. 8 made):

1.000 (10-10) -- White III, Wake Forest

Game FT Percentage -- Overtime (min. 8 made):

1.000 (14-14) -- Gillon, at NC State

Game 3 pt. FG Attempted:

13 - White III, North Florida

Game 3 pt. FG Attempted -- Overtime:

14 - White III, Louisville

Game 3 pt. FG Made:

8 - White III, Georgia Tech

Game 3 pt. FG Made -- Overtime:

9 - Gillon, at NC State

Game 3 pt. FG Percentage (min. 3 made)

1.000 (3-3) - Howard, Colgate

Game Rebounds:

16 - Coleman, vs. Connecticut

Game Assists:

13 - Howard, North Florida

Game Steals:

5 - Gillon, Eastern Michigan; Thompson, Ole Miss (NIT)

Blocked Shots:

6 - Lydon, NC State; Roberson, Pittsburgh

Turnovers

6 - Lydon vs. South Carolina; Howard, Georgetown

Game Fouls:

5 - Thompson (2), St. John's, at Boston College

Led SU in Scoring:

White III (18^{3 shared}), Lydon (6), Battle (4^{1 shared}), Gillon (4^{1 shared}), Thompson (3^{1 shared}), Roberson (1)

Double-Figure Scoring Games:

White III (31), Lydon (23), Thompson (18), Battle (16), Gillon (16), Roberson (7), Howard (6), Coleman (5)

20-29-point Games:

White III (12), Gillon (6), Lydon (5), Battle (4), Thompson (1)

30-39-point Games:

White III (1)

40-49-point Games:

Gillon (1), White III (1)

Scored First:

White III (9), Thompson (8), Battle (5), Lydon, (4), Coleman (3), Howard (2), Roberson (2), Gillon

Led SU in Rebounding:

Lydon (24^{4 shared}), Roberson (7^{2 shared}), Coleman (4^{2 shared}), White III (2^{1 shared}), Thompson (1)

Double-Figure Rebounding Games:

Lydon (12), Roberson (4), Coleman (2), Thompson (1), White III (1)

Double-Doubles:

Lydon (9), Gilon (3), Howard (3), Roberson (3), Coleman (2), Thompson (1), White III (1)

Led SU in Assists:

Gillon (22^{1 shared}), Howard (10^{1 shared}), Battle (1), Lydon (1)

Double-Figure Assist Games:

Gillon (4), Howard (3)

Largest Lead:

50, (98-48), South Carolina State

Largest Margin of Victory:

48, (105-57), Eastern Michigan

Largest Margin of Defeat:

33, (60-93) St. John's

Largest Deficit:

37, (54-91), St. John's

Deficit Overcome in a Win:

16, (59-75), at NC State

Largest Lead in a Loss:

11, (37-26), vs. Connecticut

Largest Halftime Lead:

28 (52-24), Eastern Michigan

Largest Halftime Deficit:

16 (25-41) at Louisville

SYRACUSE

Game-by-Game Statistics

Opponent	Score	TOTAL		3-PTS		REBOUNDS				PF	A	TO	Blk	Stl
		FG-FGA	Pct	3FG-FGA	Pct	FT-FTA	Pct	Off-Def	Tot					
Syracuse	W, 83-55	34-62	.548	7-20	.350	8-19	.421	13-33	46	20	23	11	5	10
Colgate		18-64	.281	6-37	.162	13-21	.619	19-21	40	22	17	14	1	4
Syracuse	W, 90-46	33-57	.579	13-25	.520	11-13	.846	15-24	39	11	22	9	6	9
Holy Cross		17-55	.309	9-32	.281	3-8	.375	16-11	27	16	10	13	1	6
Syracuse	W, 71-50	25-59	.424	8-23	.348	13-18	.722	14-32	46	16	15	16	10	10
Monmouth		20-64	.313	4-29	.138	6-9	.667	14-22	36	20	12	15	3	6
Syracuse	W, 101-59	37-68	.544	13-24	.542	14-21	.667	15-39	54	16	25	10	11	5
South Carolina State		19-70	.271	5-27	.185	16-22	.727	14-18	32	18	12	10	3	8
Syracuse	L, 50-64	14-44	.318	6-15	.400	16-26	.615	9-21	30	19	9	17	2	6
vs. South Carolina		23-51	.451	4-13	.308	14-19	.737	10-27	37	21	13	15	1	12
Syracuse	L, 60-77	21-55	.382	6-23	.261	12-13	.923	7-18	25	18	9	10	3	9
at Wisconsin		29-59	.492	11-23	.478	8-16	.500	14-26	40	14	21	12	1	4
Syracuse	W, 77-71	25-52	.481	13-24	.542	14-24	.583	9-24	33	13	20	12	3	10
North Florida		25-63	.397	11-39	.282	10-16	.625	17-24	41	18	12	14	0	5
Syracuse	L, 50-52	14-54	.259	6-26	.231	16-24	.667	13-29	42	18	9	12	3	6
vs. Connecticut		16-51	.314	7-25	.280	13-23	.565	10-32	42	17	13	13	5	7
Syracuse	W, 99-77	33-64	.516	14-32	.438	19-28	.679	9-29	38	10	24	9	8	13
Boston University		25-69	.362	16-41	.390	11-16	.688	17-25	42	21	20	18	0	4
Syracuse	L, 71-78	25-57	.439	7-20	.350	14-25	.560	12-18	30	23	10	13	3	10
Georgetown		25-53	.472	6-14	.429	22-25	.880	12-29	41	20	16	19	5	6
Syracuse	W, 105-57	37-63	.587	15-28	.536	16-25	.640	11-34	45	14	34	17	8	15
Eastern Michigan		23-66	.348	5-26	.192	6-12	.500	13-20	33	20	11	20	1	9
Syracuse	L, 60-93	22-67	.328	4-24	.167	12-21	.571	21-25	46	24	14	19	2	3
St. John's		34-64	.531	12-29	.414	13-25	.520	11-31	42	17	27	9	6	8
Syracuse	W, 80-56	29-64	.453	9-23	.391	13-17	.765	12-29	41	10	21	10	7	10
Cornell		24-57	.421	6-24	.250	2-4	.500	6-26	32	16	16	15	1	4
Syracuse	L, 81-96	26-68	.382	6-20	.300	23-30	.767	20-21	41	17	12	10	6	8
at Boston College		36-63	.571	16-26	.615	8-17	.471	11-25	36	20	28	13	4	4
Syracuse	W, 70-55	25-44	.568	8-19	.421	12-14	.857	5-25	30	11	16	15	4	6
Miami		21-54	.389	11-26	.423	2-10	.200	12-14	26	15	15	15	2	4
Syracuse	W, 77-66	28-54	.519	14-27	.519	7-8	.875	7-22	29	15	17	10	9	7
Pittsburgh		20-57	.351	6-19	.316	20-23	.870	17-20	37	14	11	12	4	5
Syracuse	L, 73-83	28-65	.431	5-17	.294	12-16	.750	13-25	38	20	12	11	7	3
at Virginia Tech		28-57	.491	8-20	.400	19-27	.704	7-24	31	17	20	6	3	3
Syracuse	W, 76-53	27-58	.466	5-20	.250	17-19	.895	10-19	29	10	15	6	3	11
Boston College		19-48	.396	8-22	.364	7-11	.636	12-23	35	18	11	20	1	2
Syracuse	L, 68-85	26-59	.441	10-24	.417	6-7	.857	6-18	24	13	14	13	4	8
at North Carolina		35-68	.515	7-24	.292	8-15	.533	18-26	44	13	22	9	2	6
Syracuse	L, 66-84	23-55	.418	6-19	.316	14-20	.700	7-21	28	16	8	11	4	10
at Notre Dame		29-59	.492	11-26	.423	15-16	.938	10-29	39	18	20	11	2	9
Syracuse	W, 81-76	25-54	.463	9-23	.391	22-30	.733	10-22	32	19	18	10	5	8
Wake Forest		26-59	.441	7-24	.292	17-23	.739	14-23	37	25	16	12	1	4
Syracuse	W 82-72	25-58	.431	9-24	.375	23-30	.767	16-25	42	20	20	16	9	11
Florida State		23-60	.383	9-25	.360	17-26	.654	17-22	39	21	14	15	4	6
Syracuse	W, 100-93 OT	32-57	.561	15-26	.577	21-23	.913	6-21	27	18	17	11	3	6
at NC State		34-66	.515	14-32	.438	11-20	.550	14-19	33	21	28	14	3	6
Syracuse	W, 66-62	23-48	.548	7-18	.389	13-20	.650	4-9	23	9	12	12	5	11
Virginia		24-50	.480	12-24	.500	2-4	.500	7-17	24	15	21	15	4	6
Syracuse	W, 82-81	29-57	.509	10-26	.385	14-17	.824	12-21	33	16	15	13	0	4
at Clemson		29-54	.537	9-22	.409	14-17	.824	6-18	24	15	19	8	1	7
Syracuse	L, 75-80	26-60	.433	6-19	.300	17-21	.810	9-17	26	19	11	10	2	7
at Pittsburgh		26-55	.473	8-19	.421	20-24	.833	15-26	41	18	25	17	5	5
Syracuse	L, 72-76 OT	26-64	.406	8-33	.242	12-15	.800	10-28	38	22	16	15	4	8
Louisville		26-63	.413	8-26	.308	16-30	.533	16-30	46	16	13	15	4	10
Syracuse	L, 71-65	25-70	.357	8-30	.267	7-12	.583	19-22	41	21	15	13	7	7
at Georgia Tech		26-55	.473	4-12	.333	15-22	.682	11-25	36	16	19	15	7	7
Syracuse	W, 78-75	25-47	.532	6-11	.545	22-25	.880	4-24	28	15	10	8	1	3
Duke		25-64	.391	10-33	.303	15-17	.882	16-20	36	18	16	8	4	6
Syracuse	L, 68-88	20-56	.357	8-29	.276	20-22	.909	11-17	28	16	7	16	0	7
at Louisville		33-58	.569	9-20	.450	13-23	.565	13-26	39	19	18	15	3	8
Syracuse	W, 90-61	29-53	.547	15-23	.652	17-22	.773	5-27	32	12	18	13	4	8
Georgia Tech		25-57	.439	5-20	.250	6-11	.545	8-23	31	15	15	15	4	8
Syracuse	L, 57-66	19-44	.432	7-21	.333	12-13	.923	4-22	26	13	10	10	4	6
vs. Miami (ACC Tournament)		22-51	.431	9-23	.391	9-12	.750	9-22	31	15	13	8	2	4
Syracuse	W, 90-77	29-52	.558	9-21	.429	23-28	.821	9-27	36	12	20	17	3	8
UNCG (NIT)		33-71	.465	7-29	.241	4-8	.500	13-15	28	24	22	12	0	8
Syracuse	L, 80-85	29-65	.446	8-30	.267	14-19	.737	15-21	36	16	14	13	5	11
Ole Miss (NIT)		29-62	.468	15-32	.469	12-15	.800	13-25	38	18	17	15	1	9
SYRACUSE TOTALS		894-1,949	.459	300-788	.381	506-686	.738	363-820	1,183	542-2	532	418	160	275
OPPONENT TOTALS		867-2,017	.430	295-863	.342	387-588	.658	432-785	1,217	611-11	583	458	89	210

SYRACUSE

GAME 1

#19/17 Syracuse	83	ACC ESPN NETWORK EXTRA
Colgate	55	

Nov. 11 | Carrier Dome | Syracuse, N.Y.

The 2016-17 season commenced with back-to-back Tyler Roberson dunks, a telling sign for the night. The senior led Syracuse to an 83-55 win against Colgate with 18 points in the season opener at the Carrier Dome.

The Orange defeated their most familiar foe for the 51st straight time, the longest active series streak in the Division I ranks. It was the 169th meeting between the two clubs.

"I thought, overall, we made some defensive mistakes early and they knocked down shots. We did a little better job tightening up defensively." - Jim Boeheim

The Raiders and the Orange traded basket for basket to begin the game. At the 11:30 mark, with Syracuse leading 18-15, the Orange used a 12-0 run to expand their lead to 30-15 in a span of 3:44. The run was fueled by Roberson with six points. At the end of the half, Cuse led 49-25. The Raiders were unable to get any closer in the second half with the Orange outscoring them 34-30.

It was a balanced effort offensively for Syracuse with 10 players scoring in the game four finishing the game in double figures. Andrew White posted 17 points, the second most on the team, in his first official game with the Orange. John Gillon added 13 points and six assists in his Syracuse debut.

Sophomore point guard Frank Howard had a career night with 11 points and eight assists, both personal-best efforts. Howard also registered four rebounds and four steals.

Syracuse outscored Colgate in the paint, 48-20, and had a 23-0 advantage in fast-break points. With the win, Syracuse improved to 37-4 in season openers under head coach Jim Boeheim.

Visitor: Colgate (0-1)												
PLAYER	FG-FGA	3G-3GA	FT-FTA	R	PF	TP	A	TO	B	S	MP	
Rivard	f	1-4	0-0	5-6	2	4	7	4	0	0	1	21
Swopshire	f	2-12	1-9	0-0	3	0	5	1	2	0	1	25
Roberson	c	2-7	2-6	2-2	6	1	8	1	3	0	0	26
O'Brien	g	3-7	3-7	0-0	1	5	9	2	2	0	2	30
Regisford	g	3-8	0-0	4-9	6	1	10	1	3	0	0	26
Harries		1-2	0-1	0-0	0	2	2	1	0	0	0	10
Favorite		0-0	0-0	0-0	0	0	0	0	0	0	0	1
Lindgren		0-0	0-0	0-0	0	0	0	1	0	0	0	1
Rayman		2-12	0-7	2-4	4	3	6	4	3	1	0	21
Batt		2-2	0-0	0-0	7	4	4	0	0	0	0	13
Bargmann		0-0	0-0	0-0	1	0	0	0	0	0	0	6
Diew		0-1	0-1	0-0	0	0	0	0	0	0	0	0+
Krmpotich		2-3	0-0	0-0	1	0	4	0	0	0	0	3
Amiel		0-6	0-6	0-0	0	2	0	2	1	0	0	17
TEAM				9								
TOTALS	18-64	6-37	13-21	40	22	55	17	14	1	4	200	
Total FG%	1st Half: 8-31	25.8%	2nd Half: 10-33	30.3%								Game: 28.1%
3-Pt. FG%	1st Half: 5-23	21.7%	2nd Half: 1-14	7.1%								Game: 16.2%
F Throw%	1st Half: 4-8	50.0%	2nd Half: 9-13	69.2%								Game: 61.9%
Deadball Rebounds:	2											

Home: Syracuse (1-0)												
PLAYER	FG-FGA	3G-3GA	FT-FTA	R	PF	TP	A	TO	B	S	MP	
Lydon	f	1-6	0-3	0-0	6	2	2	3	0	3	1	26
Roberson	f	9-13	0-0	0-0	4	3	18	1	2	0	1	24
Coleman	c	3-4	0-0	0-0	6	4	6	1	1	1	1	15
Howard	g	4-4	3-3	0-2	4	2	11	9	3	0	4	22
White III	g	7-12	2-7	1-2	5	3	17	1	1	0	1	29
Gillon		5-8	1-2	2-3	2	1	13	6	0	0	1	21
Autry		1-1	1-1	0-0	0	0	3	0	0	0	0	1
Thompson		1-4	0-0	1-2	7	2	3	1	1	0	0	18
Chukwu		2-2	0-0	0-6	5	1	4	0	1	1	1	17
Dourdas		0-0	0-0	0-0	0	0	0	0	0	0	0	1
Belbey		0-1	0-1	0-0	0	0	0	1	0	0	0	1
Battle		1-7	0-3	4-4	1	2	6	0	0	0	0	23
Akintobi-Adeyeye		0-0	0-0	0-0	0	0	0	0	0	0	0	1
Feldman		0-0	0-0	0-0	0	0	0	0	0	0	0	1
TEAM				6								
TOTALS	34-62	7-20	8-19	46	20	83	23	11	5	10	200	
Total FG%	1st Half: 21-37	56.8%	2nd Half: 13-25	52.0%								Game: 54.8%
3-Pt. FG%	1st Half: 4-10	40.0%	2nd Half: 3-10	30.0%								Game: 35.0%
F Throw%	1st Half: 3-4	75.0%	2nd Half: 5-15	33.3%								Game: 42.1%
Deadball Rebounds:	5											

Officials: Brian Dorsey, Tim Ebersole, Patrick Harwood
Technical fouls: Syracuse-none, Colgate-none.
Attendance: 23,844

Score by Periods	1st	2nd	Total
Colgate	25	30	55
Syracuse	49	34	83

GAME 2

#18/18 Syracuse	90	ACC ESPN NETWORK EXTRA
Holy Cross	46	

Nov. 15 | Carrier Dome | Syracuse, N.Y.

A 49-point first-half set the table for victory for the Orange, as Syracuse (2-0) defeated Holy Cross (0-2), 90-46, in the opening game of the Brooklyn Hoops Holiday Invitational.

Andrew White III led the Orange with 19 points, while Tyler Lydon followed closely with 17. Three other Orange players scored in double-digits, as John Gillon tallied 15, Tyler Roberson had 12, and Taurean Thompson added 10.

"I thought the biggest difference early is that we missed shots but we got the offensive glass and then made three or four offensive rebound baskets and we didn't have to rely on just making shots." - Jim Boeheim

White III led the charge for Syracuse in the first half, tallying 16 points. The graduate transfer hit back-to-back 3-pointers and freshman Tyus Battle added a 3-ball in the middle of the first to begin a 14-0 run that put the Orange ahead of Holy Cross, 36-14. The Crusaders shaved the margin to 18 but Syracuse closed out the half with a 10-2 stretch that put the hosts ahead at the intermission, 49-23.

The trio of White III, Lydon and Gillon combined for 14 points to start the second half, increasing the lead to 63-29 with 12:20 left in the contest.

Gillon nearly tallied his first double-double in the Orange uniform, as the graduate transfer added a game-leading nine assists to his 15-point performance.

Lydon, Roberson and Dajuan Coleman grabbed six rebounds apiece for Syracuse. Paschal Chukwu had five rebounds and three blocks off the bench.


The last time that Syracuse tallied 90 points in a game was Feb. 1, 2014 when the Orange defeated rival Duke, 91-89, in front of an NCAA record 35,446 fans at the Carrier Dome.

Visitor: Holy Cross (0-2)												
PLAYER	FG-FGA	3G-3GA	FT-FTA	R	PF	TP	A	TO	B	S	MP	
Floyd	f	2-2	0-0	1-2	1	4	5	2	2	1	0	19
Alexander	f	3-11	2-8	0-0	7	2	8	1	4	0	1	37
Champion	f	3-15	2-9	0-3	4	2	8	2	2	0	1	34
Thompson	g	4-10	4-9	0-0	2	5	12	1	0	0	0	30
Benzan	g	2-5	1-2	0-0	1	1	5	0	1	0	1	22
Charles		1-1	0-0	1-1	2	2	3	3	3	0	1	19
Kennedy		0-1	0-0	0-0	2	0	0	0	0	0	1	1
Rielly		0-1	0-0	0-0	1	0	0	0	0	0	0	1
Le Sann		2-3	0-1	0-0	1	0	4	0	0	0	0	8
Cohen		0-1	0-0	0-0	1	0	0	0	0	0	0	2
Zignorski		0-2	0-2	0-0	0	0	0	1	0	0	1	13
Stevens		0-0	0-0	0-0	0	0	0	0	0	0	0	1
Husek		0-3	0-1	1-2	1	0	1	0	0	0	0	13
TEAM				4								
TOTALS	17-55	9-32	3-8	27	16	46	10	13	1	6	200	
Total FG%	1st Half: 8-21	38.1%	2nd Half: 9-34	26.5%								Game: 30.9%
3-Pt. FG%	1st Half: 5-12	41.7%	2nd Half: 4-20	20.0%								Game: 28.1%
F Throw%	1st Half: 2-7	28.6%	2nd Half: 1-1	100.0%								Game: 37.5%
Deadball Rebounds:	3											

Home: Syracuse (2-0)												
PLAYER	FG-FGA	3G-3GA	FT-FTA	R	PF	TP	A	TO	B	S	MP	
Lydon	f	6-7	2-3	3-4	6	2	17	1	2	0	0	24
Roberson	f	5-7	0-0	2-2	6	2	12	1	0	0	1	26
Coleman	c	0-1	0-0	1-2	6	1	1	0	1	0	0	12
Howard	g	3-5	1-2	0-0	1	1	7	3	1	1	1	20
White III	g	5-12	5-10	4-4	3	0	19	3	0	0	1	25
Gillon		6-8	2-3	1-1	1	1	15	9	1	0	2	18
Autry		0-1	0-1	0-0	0	0	0	0	0	0	0	2
Thompson		5-7	0-0	0-0	2	1	10	0	0	0	0	18
Chukwu		0-0	0-0	0-0	5	3	0	1	2	3	1	22
Dourdas		0-0	0-0	0-0	0	0	0	0	1	0	0	1
Belbey		0-0	0-0	0-0	0	0	0	0	0	0	0	2
Battle		3-7	3-5	0-0	2	0	9	4	0	1	3	24
Radner		0-0	0-0	0-0	0	0	0	0	1	0	0	1
Akintobi-Adeyeye		0-1	0-0	0-0	1	0	0	0	0	1	0	2
Featherston		0-0	0-0	0-0	0	0	0	0	0	0	0	1
Feldman		0-1	0-1	0-0	0	0	0	0	0	0	0	2
TEAM				6								
TOTALS	33-57	13-25	11-13	39	11	90	22	9	6	9	200	
Total FG%	1st Half: 17-28	60.7%	2nd Half: 16-29	55.2%								Game: 57.9%
3-Pt. FG%	1st Half: 7-13	53.8%	2nd Half: 6-12	50.0%								Game: 52.0%
F Throw%	1st Half: 8-8	100.0%	2nd Half: 3-5	60.0%								Game: 84.6%
Deadball Rebounds:	0											

Officials: Tim Clougherty, Alfred Smith, Tony Chiazza
Technical fouls: Syracuse-none, Holy Cross-none.
Attendance: 21,405

Score by Periods	1st	2nd	Total
Holy Cross	23	23	46
Syracuse	49	41	90



Tyler Roberson (21) had 18 points in the season-opening win against Colgate. Newcomer Andrew White III (3) scored in double digits in his first 11 games, including 19 versus Holy Cross.



SYRACUSE

GAME 3

#18/18 Syracuse 71
Monmouth 50



Nov. 18 | Carrier Dome | Syracuse, N.Y.

Graduate guard Andrew White III scored all of his game-high 18 points in the first half and Syracuse (3-0) remained unbeaten by defeating Monmouth (1-2), 71-50, in the Brooklyn Hoops Holiday Invitational at the Carrier Dome.

"The second half our defense was really good. They got some looks that they missed, but our defense was pretty good. We were pushing them off spots and making them take tough shots. I thought the start to the second half we were really efficient. We got on the boards." - Jim Boeheim

White hit 6-of-10 from the field, including a trio of 3-pointers, in the first 20 minutes of play to help the Orange build a 37-29 advantage by the break. The game was knotted at 20 when White connected on consecutive 3-pointers to put Syracuse up for good. White tallied 12 of the last 17 SU points of the half.

Syracuse opened the second half with six straight points to extend its lead to 43-29. The Orange margin grew to as many as 25 points before the outing was settled.

In addition to White's work, freshman forward Taurean Thompson hit 5-of-6 shots and finished with 12 points. Freshman guard Tyus Battle drained three 3-pointers and had nine points, sophomore guard Frank Howard had eight points and six assists and graduate center Dajuan Coleman contributed seven points and a game-high eight boards. Sophomore forward Tyler Lydon ended up with six points, seven rebounds and four blocked shots.

The Syracuse defense limited Monmouth to 20-of-64 (.313) from the field, including a 4-of-29 (.138) effort from the 3-point line. For the third straight contest, the Orange held the opposition under 60 points.

Visitor: Monmouth (1-2)												
PLAYER	FG-FGA	3G-3GA	FT-FTA	R	PF	TP	A	TO	B	S	MP	
Bridy c	2-6	0-1	0-0	3	3	4	2	1	1	1	24	
James g	1-4	0-2	2-2	6	3	4	3	2	0	0	28	
Hornbreake g	1-5	0-2	2-3	4	4	4	0	2	0	1	20	
Robinson g	4-16	1-10	2-2	1	1	11	4	4	0	0	38	
Stewart g	3-8	2-6	0-0	1	1	8	0	0	1	0	25	
Sarr	1-1	0-0	0-0	0	0	2	0	0	0	0	1	
Seaborn	3-13	1-5	0-2	1	2	7	2	2	1	3	26	
Traore	2-3	0-0	0-0	3	0	4	0	0	0	0	8	
Pillari	1-3	0-2	0-0	2	0	2	0	0	0	1	1	
Tilghman	0-0	0-0	0-0	2	1	0	0	0	0	0	9	
Pillari	0-1	0-1	0-0	0	1	0	1	1	0	0	5	
Quinn	0-1	0-0	0-0	2	3	0	1	1	0	0	7	
Ibezugbe	2-3	0-0	0-0	4	1	4	0	1	0	0	8	
TEAM				7								
TOTALS	20-64	4-29	6-9	36	20	50	12	15	3	6	200	
Total FG%	1st Half: 12-26	46.2%	2nd Half: 8-38									Game: 31.3%
3-Pt. FG%	1st Half: 3-11	27.3%	2nd Half: 1-18									Game: 13.8%
F Throw%	1st Half: 2-2	100.0%	2nd Half: 4-7									Game: 66.7%
Deadball Rebounds:	1											

Home: Syracuse (3-0)												
PLAYER	FG-FGA	3G-3GA	FT-FTA	R	PF	TP	A	TO	B	S	MP	
Lydon f	2-9	0-2	2-2	7	2	6	3	2	4	2	32	
Roberson f	2-4	0-0	2-2	4	3	6	0	1	2	0	25	
Coleman c	2-7	0-0	3-4	8	3	7	0	1	0	0	15	
Howard g	3-6	1-3	1-2	3	3	8	6	2	1	1	23	
White III g	6-15	3-9	3-4	6	1	18	4	3	0	2	36	
Gillon	2-7	1-5	0-0	2	1	5	1	2	0	0	21	
Autry	0-0	0-0	0-0	0	0	0	0	0	0	0	1	
Thompson	5-7	0-0	0-0	2	1	10	0	0	0	0	18	
Chukwu	0-0	0-0	0-0	4	1	0	0	2	2	1	10	
Belbey	0-0	0-0	0-0	0	0	0	0	0	0	0	1	
Battle	3-4	3-4	0-1	3	2	9	1	0	0	2	20	
Radner	0-0	0-0	0-0	1	0	0	0	0	0	0	1	
Akintobi-Adeyeye	0-1	0-0	0-0	0	0	0	1	1	0	1	1	
Feldman	0-0	0-0	0-0	0	0	0	0	0	0	0	1	
TEAM				6								
TOTALS	25-59	8-23	13-18	46	16	71	15	16	10	200		
Total FG%	1st Half: 14-28	50.0%	2nd Half: 11-31									Game: 42.4%
3-Pt. FG%	1st Half: 5-13	38.5%	2nd Half: 3-10									Game: 34.8%
F Throw%	1st Half: 4-6	66.7%	2nd Half: 9-12									Game: 72.2%
Deadball Rebounds:	3											

Officials: James Luckie, Ed Corbett, Wally Rutecki
Technical fouls: Syracuse-none, Monmouth-none.
Attendance: 22,636

Score by Periods	1st	2nd	Total
Monmouth	29	21	50
Syracuse	37	34	71

GAME 4

#17/16 Syracuse 101
S. Carolina St. 59



Nov. 22 | Carrier Dome | Syracuse, N.Y.

Six players scored in double digits to lead #18/16 Syracuse (4-0) past South Carolina State (1-3), 101-59, on Tuesday night as part of the Brooklyn Hoops Holiday Invitational.

"We've had four games and we'll have a couple of really good, hard days of practice in the next two or three days and then we'll get ready to play some very good teams." - Jim Boeheim

The Orange offense featured six players with double-figure point totals for the first time since a Dec. 8, 2012 win against Monmouth. The group included Andrew White III (15 points), John Gillon (14), Tyler Lydon (14), Tyler Roberson (13), Taurean Thompson (12) and Frank Howard (10).

Three Syracuse performers posted double-doubles: Tyler Lydon (14 points, 10 rebounds), Tyler Roberson (13 points, 12 rebounds) and Frank Howard (10 points, 11 assists). It marked the first time the Orange accomplished that feat since March 5, 2008.

The 100-point outburst was Syracuse's first since the 2012 encounter with Monmouth.

After falling behind by 3-0 in the opening minute, Syracuse came charging back with 15 unanswered points. Lydon and White III started the run with back-to-back 3-pointers and Howard had five points in the stretch. The Bulldogs managed to shave the margin back to six points on two occasions but the Orange embarked on another hot stretch, using a 13-2 spurt to push the lead to 31-14. Dajuan Coleman had the first five points of the run and Gillon added five points of his own. At the intermission, Syracuse led 46-31.

Syracuse came out even stronger in the second half. A 17-3 run featured two 3-pointers from Lydon and had SU ahead, 75-43 with 7:47 remaining. South Carolina State converted a 3-pointer but the Orange replied with a 23-2 blast that had the advantage up to 50 points, 98-48.

Visitor: South Carolina State (1-3)												
PLAYER	FG-FGA	3G-3GA	FT-FTA	R	PF	TP	A	TO	B	S	MP	
Eaves f	2-12	0-4	4-4	3	1	8	3	0	0	0	25	
Kinard f	0-2	0-0	2-4	4	2	2	0	0	1	0	21	
Stephens g	1-9	1-7	2-2	3	1	5	2	0	0	2	24	
Riley g	1-5	0-1	1-2	1	5	3	0	0	0	0	13	
Mortimer g	3-7	1-3	0-2	2	1	7	2	1	0	2	22	
Jones	0-0	0-0	4-4	2	0	4	1	0	0	0	3	
Fields	5-10	0-0	1-2	6	3	11	0	3	0	0	25	
Richardson	3-12	1-7	2-2	3	2	9	3	2	1	2	23	
Powell	3-9	2-4	0-0	1	3	8	0	2	0	2	26	
Williams	0-1	0-0	0-0	0	0	0	1	0	0	0	5	
Bottenberg	0-1	0-0	0-0	0	0	0	1	0	0	0	5	
Applewhite	0-2	0-0	0-0	0	0	0	0	0	0	0	10	
TEAM				6								
TOTALS	19-70	5-27	16-22	32	18	59	12	10	3	8	200	
Total FG%	1st Half: 10-36	27.8%	2nd Half: 9-34									Game: 27.1%
3-Pt. FG%	1st Half: 1-11	9.1%	2nd Half: 4-16									Game: 18.5%
F Throw%	1st Half: 10-12	83.3%	2nd Half: 6-10									Game: 72.7%
Deadball Rebounds:	4											

Home: Syracuse (4-0)												
PLAYER	FG-FGA	3G-3GA	FT-FTA	R	PF	TP	A	TO	B	S	MP	
Lydon f	4-6	4-5	2-4	10	0	14	1	0	0	1	25	
Roberson f	4-9	0-0	5-5	12	1	13	2	1	1	0	19	
Coleman c	3-4	0-0	1-2	4	2	7	0	2	0	0	12	
Howard g	4-7	2-4	0-1	4	1	10	11	1	0	1	22	
White III g	5-10	3-7	2-4	3	2	15	2	1	1	0	21	
Gillon	5-12	2-4	2-2	1	0	14	4	1	0	3	20	
Sutton	0-0	0-0	0-0	1	0	0	1	0	0	0	3	
Autry	1-1	0-0	0-0	0	0	0	0	0	0	0	1	
Thompson	5-7	0-0	2-2	4	2	12	1	1	4	0	24	
Chukwu	2-3	0-0	0-1	7	4	4	1	3	4	0	25	
Dourdas	0-0	0-0	0-0	0	0	0	0	0	0	0	1	
Belbey	0-0	0-0	0-0	0	0	0	0	0	0	0	2	
Battle	2-4	1-2	0-0	1	1	5	1	0	1	0	16	
Akintobi-Adeyeye	1-2	0-0	0-0	0	3	2	0	0	0	0	3	
Featherston	1-1	1-0	0-0	0	0	3	0	0	0	0	2	
Feldman	0-0	0-0	0-0	0	0	0	0	0	0	0	2	
TEAM				6								
TOTALS	37-68	13-24	14-21	54	16	101	25	10	11	5	200	
Total FG%	1st Half: 15-31	48.4%	2nd Half: 22-37									Game: 54.4%
3-Pt. FG%	1st Half: 6-12	50.0%	2nd Half: 7-12									Game: 54.2%
F Throw%	1st Half: 10-15	66.7%	2nd Half: 4-6									Game: 66.7%
Deadball Rebounds:	5											

Officials: Pat Driscoll, Bill McCarthy, William Humes
Technical fouls: Syracuse-none, South Carolina State-none.
Attendance: 17,073

Score by Periods	1st	2nd	Total
South Carolina State	31	28	59
Syracuse	46	55	101

GAME 5

South Carolina 64
#18/16 Syracuse 50



Nov. 26 | Barclays Center | Brooklyn, N.Y.

No. 18/16 Syracuse had its four-game winning streak to start the season come to an end in a 64-50 setback against South Carolina in the Brooklyn Hoops Holiday Classic. The Orange never led as they suffered their first setback of the season.

"We have some work ahead of us. These game tell you that. We have another one Tuesday night that will tell us the same thing - what we have to work on. Hopefully we'll learn from it." - Jim Boeheim

Tyler Lydon led Syracuse with 18 points and seven rebounds. Andrew White III and Frank Howard added 10 points apiece.

South Carolina (6-0) jumped out to an early lead, scoring the first six points of the game. The Orange (4-1) were able to cut the deficit to one, the second time coming at 12-11, but the Gamecocks answered with eight straight points to take a 20-11 lead. Syracuse continued to try to chip away at South Carolina's lead, but a deep 3-pointer as the shot clock was winding down by Duane Notice gave the Gamecocks their largest lead of the first half, 37-24, with 1:02 on the clock. A pair of free throws by Taurean Thompson brought Syracuse within 11, 37-26, at intermission.

Lydon led the Orange with 10 points in the first half. Syracuse shot just 34.8 percent (8-of-23) from the field and had 11 turnovers.

The Gamecocks pushed their lead to 12, 40-28, in the opening minutes of the second half before Lydon sparked a Syracuse comeback attempt. He scored six straight points to start a 10-2 scoring run that brought the Orange within four, at 42-38.

South Carolina answered, going back up by eight, 47-39. Four consecutive free throws for Syracuse again cut the deficit to four, 47-43, but that was as close as it could get. The Gamecocks continued to build their lead, extending the advantage to as many as 16 points in the closing minute.

The Orange shot 31.8 percent (41-of-44) from the field, while South Carolina shot 45.1 percent (23-of-51) from the floor. The Gamecocks controlled the inside, outscoring Syracuse, 30-8, in the paint.

Visitor: South Carolina (6-0)												
PLAYER	FG-FGA	3G-3GA	FT-FTA	R	PF	TP	A	TO	B	S	MP	
Kotsar f	7-9	0-0	2-2	2	3	16	0	2	0	2	30	
Silva f	1-4	0-0	1-2	6	3	3	1	2	0	0	16	
Thornwell g	3-6	1-2	9-10	6	3	16	5	3	0	3	31	
Notice g	2-7	2-4	1-2	3	3	7	2	1	0	1	32	
Dozier g	7-16	1-4	0-0	10	3	15	1	3	0	3	29	
Gravett	1-4	0-2	0-0	3	1	2	2	1	0	2	21	
Felder	0-0	0-0	0-0	0	2	0	0	0	0	0	2	
Blanton	1-1	0-0	0-0	0	0	2	0	0	0	0	4	
Gueye	0-0	0-0	0-0	0	2	0	0	0	0	0	4	
McKie	1-2	0-1	1-3	2	0	3	1	2	0	0	16	

2017-18 ORANGE BASKETBALL

SYRACUSE

GAME 12

St. John's 93
Syracuse 60 **RSN**

Dec. 21 | Carrier Dome | Syracuse, N.Y.

A pair of substantial Red Storm runs halted the Orange, as Syracuse (7-5) was defeated by former BIG EAST foe St. John's (6-7), 93-60, on Wednesday night at the Carrier Dome.

Tyler Lydon tallied his sixth-career double-double with a team-

"This game is all on me. I didn't get them ready to do what we needed to do. We just didn't execute on defense or offense and St. John's did and that was the game."

-Jim Boeheim

leading 16 points and 10 rebounds. Dajuan Coleman also had his sixth-career double-double with 10 points and 10 rebounds.

Andrew White III had a season-high seven rebounds, while Taurean Thompson added 10 points and four boards. Tyus Battle also added eight points to the offensive effort.

The clubs kept action close to start and were tied, 14-14. St. John's quickly picked up momentum and took control with a game-deciding 12-0 run to lead, 26-14. The Orange never regained the lead.

'Cuse managed to cut the Red Storm lead to nine late in the half, but St. John's pushed forward to secure a 10-point 39-29 lead heading to the locker room.

St. John's didn't slow down in the second half, as the Red Storm came back to tally a lengthy 15-0 run to sit atop of the Orange, 74-48, with 7:54 left on the clock.

Syracuse trailed by as much as 37 points in the second half, but cut the final Red Storm lead to 33 to close out action at the Carrier Dome, 93-60.

The game marked the 91st meeting between the Orange and the Red Storm.

Visitor: St. John's (6-7)													
PLAYER		FG-FGA	3G-3GA	FT-FTA	R	PF	TP	A	TO	B	S	MP	
Yakwe	f	3-5	0-0	1-2	8	3	7	1	0	0	0	19	
Lovett	f	3-7	1-3	0-1	6	0	7	9	3	0	0	36	
Ellison	g	5-12	3-5	3-4	6	1	16	5	0	0	0	31	
Ahmed	g	7-11	2-4	4-6	5	2	20	3	1	0	2	27	
Ponds	g	7-15	4-11	3-4	6	3	21	7	0	1	4	34	
Owens		4-5	0-0	1-2	4	3	9	1	1	4	2	19	
Holifield		2-2	0-0	0-2	0	2	4	0	1	0	0	3	
Freudenberg		3-7	2-6	1-2	2	2	9	1	0	1	0	19	
Cole		0-0	0-0	0-2	1	0	0	0	0	0	0	3	
Williams		0-0	0-0	0-0	1	1	0	0	1	0	0	9	
Madray		3-5	0-0	0-0	1	2	6	0	0	0	0	15	
TEAM					3				2				
TOTALS		34-64	12-29	13-25	42	17	93	27	9	6	8	200	
Total FG%	1st Half: 14-35	40.0%	2nd Half: 20-29	69.0%	Game: 53.1%								
3-Pt. FG%	1st Half: 7-18	38.9%	2nd Half: 5-11	45.5%	Game: 41.4%								
F Throw%	1st Half: 4-5	80.0%	2nd Half: 9-20	45.0%	Game: 52.0%								
Deadball Rebounds:	6												

Home: Syracuse (7-5)												
PLAYER		FG-FGA	3G-3GA	FT-FTA	R	PF	TP	A	TO	B	S	MP
White III	f	1-6	0-2	0-1	7	3	2	2	4	0	0	37
Lydon	f	5-13	2-6	4-6	10	2	16	2	1	0	0	38
Coleman	c	5-10	0-1	0-2	10	3	10	0	2	2	0	22
Howard	g	2-9	0-2	0-0	2	4	4	2	4	0	0	15
Gillon	g	1-7	0-3	3-5	2	1	5	4	1	0	0	30
Sutton		0-1	0-1	0-0	0	0	0	1	0	0	0	2
Autry		0-1	0-1	0-0	0	1	0	0	0	0	0	2
Thompson		4-6	0-1	2-2	4	5	10	0	2	0	0	19
Roberson		0-3	0-0	0-0	1	1	0	0	0	0	0	7
Belbey		0-1	0-0	0-0	0	0	0	0	0	0	0	2
Battle		2-8	1-6	3-4	1	4	8	3	5	0	2	22
Akintobi-Adeyeye		1-1	0-0	0-1	0	1	0	2	0	0	1	2
Feldman		1-1	1-1	0-0	2	0	3	0	0	0	0	2
TEAM					7							
TOTALS		22-67	4-24	12-21	46	24	60	14	19	2	3	200
Total FG%	1st Half: 11-24	45.8%	2nd Half: 11-43	25.6%	Game: 32.8%							
3-Pt. FG%	1st Half: 3-6	50.0%	2nd Half: 1-18	5.6%	Game: 16.7%							
F Throw%	1st Half: 4-4	100.0%	2nd Half: 8-17	47.1%	Game: 57.1%							
Deadball Rebounds:	2											

Officials: Michael Stephens, James Breeding, Brian Dorsey
Technical fouls: Syracuse-none, St. John's-none.
Attendance: 18,363

Score by Periods	1st	2nd	Total
St. John's	39	54	93
Syracuse	29	31	60

GAME 13

Syracuse 80
Cornell 56 **RSN**

Dec. 27 | Carrier Dome | Syracuse, N.Y.

Syracuse closed its non-conference portion of the 2016-17 regular-season slate with an 80-56 victory against in-state foe Cornell in the Carrier Dome.

"I thought we were more active tonight on defense. If you are not active in a zone you get picked apart and that's what has happened to us the last couple of games. Offensively, I thought we were a little better than we have been."

-Jim Boeheim

Down three points 7:26 into the game, Syracuse (8-5) closed the first half on a 30-10 run and never looked back against Cornell (3-9). The Orange were 17-for-32 (53.1 percent) from the field in the opening frame.

For the second-straight contest and fourth time this season, Tyler Lydon paced the squad in scoring. Lydon finished with 20 points on the night. He native knocked down his first four attempts beyond the arc. He also pulled down 10 rebounds, good enough for his seventh double-double of his career.

Taurean Thompson added 18 points and matched his career high with seven boards. Tyus Battle notched 16 points, three shy of matching his personal best. John Gillon dished out a team-high seven assists, while not turning the ball over once.

The visiting Big Red converted their first three attempts from the field and stormed out to an 8-2 advantage. Behind 3-point field goals from Battle and Lydon, the Orange used a 10-2 run to take their first lead since the opening bucket.

Cornell came right back with five straight points to take a 15-12 edge with 12:34 left in the opening frame. Syracuse responded by outscoring its opposition by 20 points to close the period, highlighted by a monstrous put-back dunk from Tyler Roberson with 4:25 to go in the half.

The Orange would continue to assert themselves over the remainder of the game, with their lead growing to as much as 30 points in the final frame.

Visitor: Cornell (3-9)												
PLAYER		FG-FGA	3G-3GA	FT-FTA	R	PF	TP	A	TO	B	S	MP
Morgan	f	4-10	2-8	0-0	2	2	10	1	1	0	0	32
Gettings	f	1-8	0-2	0-0	9	3	2	1	2	1	1	29
Fallas	c	1-4	1-4	0-0	3	0	3	2	1	0	0	25
Whiteside	g	6-9	1-2	0-0	2	1	13	6	2	0	0	30
Hatter	g	3-11	0-5	1-1	6	2	7	3	2	0	1	30
Smith		1-2	0-0	0-0	0	3	2	0	0	0	0	11
Fleming		0-0	0-0	0-0	1	0	0	1	0	0	0	3
Bethurst		2-4	1-2	0-0	2	1	5	0	2	0	0	15
Brown		1-1	1-1	0-0	2	1	3	1	1	0	1	3
Warren		3-6	0-0	1-2	3	3	7	0	0	0	0	14
Davis		2-2	0-0	0-0	1	0	4	0	0	0	0	2
Bayless		0-0	0-0	0-0	0	0	0	1	0	0	0	2
Gordon		0-0	0-0	0-1	0	0	0	0	2	0	1	4
TEAM					1				2			
TOTALS		24-57	6-24	2-4	32	16	56	16	15	1	4	200
Total FG%	1st Half: 10-29	34.5%	2nd Half: 14-28	50.0%	Game: 42.1%							
3-Pt. FG%	1st Half: 3-14	21.4%	2nd Half: 3-10	30.0%	Game: 25.0%							
F Throw%	1st Half: 2-3	66.7%	2nd Half: 0-0	0.0%	Game: 50.0%							

Home: Syracuse (8-5)												
PLAYER		FG-FGA	3G-3GA	FT-FTA	R	PF	TP	A	TO	B	S	MP
White III	f	3-10	0-5	6-7	6	1	12	2	1	1	1	32
Lydon	f	6-12	4-6	4-5	10	2	20	3	0	1	2	36
Coleman	c	1-2	0-0	0-0	1	1	2	0	3	0	1	9
Howard	g	1-4	0-1	0-0	2	2	2	3	1	1	2	21
Battle	g	5-11	4-7	2-2	3	1	16	1	1	0	3	32
Gillon		1-3	0-1	0-0	2	2	2	3	1	1	2	21
Sutton		0-0	0-0	0-1	1	0	0	0	1	0	0	1
Autry		1-2	1-2	0-0	0	0	3	0	0	0	0	2
Thompson		9-15	0-0	0-0	7	0	18	2	2	2	0	22
Roberson		2-4	0-0	1-2	7	1	5	2	0	2	0	20
Belbey		0-0	0-0	0-0	0	0	0	0	0	0	0	2
Radner		0-1	0-1	0-0	0	0	0	1	0	0	0	2
Akintobi-Adeyeye		0-0	0-0	0-0	0	0	0	0	1	0	0	2
TEAM				1								
TOTALS		29-64	9-23	13-17	41	10	80	21	10	7	10	200
Total FG%	1st Half: 17-32	53.1%	2nd Half: 12-32	37.5%	Game: 45.3%							
3-Pt. FG%	1st Half: 5-10	50.0%	2nd Half: 4-13	30.8%	Game: 39.1%							
F Throw%	1st Half: 3-5	60.0%	2nd Half: 10-12	83.3%	Game: 76.5%							
Deadball Rebounds:	1											

Officials: Tim Nestor, Jeffrey Anderson, Nathan Farrell
Technical fouls: Syracuse-none, Cornell-none.
Attendance: 20,557

Score by Periods	1st
------------------	-----

SYRACUSE

GAME 15

Syracuse 70
Miami 55 **RSN**

Jan. 4 | Carrier Dome | Syracuse, N.Y.

A pair of 20-point scoring performances from Andrew White III and Tyler Lydon pushed the Orange (9-6, 1-1 ACC) past ACC foe Miami (11-3, 1-1 ACC), 70-55, to secure the first conference win of the season for Syracuse.

"Our defense was better tonight. We gave up some open threes, but we did a better job. It wasn't as good as we need to do, but we did a better job and we were more efficient on offense."
- Jim Boeheim

White III led the Orange, tallying 22 points for the second-straight outing and adding a team-leading and season-high 10 rebounds. The feat marked the first double-double for the graduate transfer in the Orange uniform. White III has scored in double-digits in 14-of-15 performances.

Lydon added 20 points with seven boards to the Orange effort. The sophomore also had a game-leading three blocks. John Gillon tied a career-high mark with 11 assists to mark the first double-digit assist game at Syracuse for the graduate student. Gillon also added eight points.

Syracuse used a 17-5 come-from-behind run in the final 10 minutes of the first half to garner an eight-point 34-26 lead heading into the locker room. The Orange shot 60 percent (12-20) from the field in the first half, taking the lead for good. The conversion rate in the first half marks the second-highest shooting percentage for the Orange, beaten only by a 60.7 percent performance versus Holy Cross earlier this season.

White III led the charge in the first 20 minutes, finishing the half with 13 points and seven rebounds.

The Orange extended the lead to 10 points to start the second half, but the Hurricanes tallied a 12-3 run to come within one, 43-42. White III sank back-to-back 3-pointers to give the Orange a second 10-point lead, 52-42, and complete a 9-0 Syracuse run.

The Orange continued the push, taking a lead as large as 17 points, on its way to a 70-55 victory, snapping Miami's seven-game winning streak.

Tyler Roberson added nine points and six rebounds off the bench, while Tyus Battle had nine points and three boards.

Visitor: Miami (11-3, 1-1 ACC)													
PLAYER	FG-FGA	3G-3GA	FT-FTA	R	PF	TP	A	TO	B	S	MP		
Brown	f	3-8	2-4	1-2	7	2	9	2	2	0	1	33	
Huell	f	3-5	0-0	0-1	3	2	6	1	1	0	1	19	
Murphy	c	4-4	0-0	0-2	4	2	8	0	2	1	0	35	
Newton	g	3-12	1-3	1-3	4	4	8	7	4	0	1	35	
Reed	g	2-11	2-7	0-0	3	1	6	4	4	0	0	37	
Lawrence		0-1	0-0	0-0	0	2	0	1	1	0	0	6	
Vasiljevic		6-12	6-12	0-2	0	0	18	0	0	0	1	28	
Miller		0-0	0-0	0-0	0	0	0	0	0	0	0	7	
Izundu		0-1	0-0	0-0	2	2	0	0	0	1	0	0	+
TEAM				3				1					
TOTALS		21-54	11-26	2-10	26	15	55	15	15	2	4	200	
Total FG%	1st Half: 10-26	38.5%	2nd Half: 11-28	39.3%	Game: 38.9%								
3-Pt. FG%	1st Half: 6-14	42.9%	2nd Half: 5-12	41.7%	Game: 42.3%								
F Throw%	1st Half: 0-4	0.0%	2nd Half: 2-6	33.3%	Game: 20.0%								
Deadball Rebounds:	4												

Home: Syracuse (9-6, 1-1 ACC)													
PLAYER	FG-FGA	3G-3GA	FT-FTA	R	PF	TP	A	TO	B	S	MP		
White III	f	7-13	4-9	4-4	10	1	22	1	3	1	0	40	
Lydon	f	7-13	2-3	4-4	7	2	20	1	3	3	1	39	
Thompson	c	1-1	0-0	0-0	0	2	2	0	1	0	0	5	
Gillon	g	3-7	1-4	1-2	2	0	8	11	5	0	2	39	
Battle	g	3-5	1-3	2-2	3	3	9	1	2	0	1	40	
Howard		0-0	0-0	0-0	0	0	0	0	0	0	0	1	
Roberson		4-5	0-0	1-2	6	3	9	2	0	0	2	35	
Coleman		0-0	0-0	0-0	0	0	0	0	0	0	0	1	
TEAM				2									
TOTALS		29-64	9-23	13-17	41	10	80	21	10	7	10	200	
Total FG%	1st Half: 12-20	60.0%	2nd Half: 13-24	54.2%	Game: 56.8%								
3-Pt. FG%	1st Half: 3-9	33.3%	2nd Half: 5-10	50.0%	Game: 42.1%								
F Throw%	1st Half: 7-8	87.5%	2nd Half: 5-6	83.3%	Game: 85.7%								
Deadball Rebounds:	2												

Officials: James Luckie, Roger Ayers, Bert Smith
Technical fouls: Syracuse-none, Miami-none.
Attendance: 17,393

Score by Periods	1st	2nd	Total
Miami	26	29	55
Syracuse	34	36	70

GAME 16

Syracuse 77
Pittsburgh 66 **ACC NETWORK**

Jan. 7 | Carrier Dome | Syracuse, N.Y.

Four double-digit scoring performances secured the second-straight ACC victory for the Orange, and Syracuse (10-6, 2-1 ACC) defeated Pittsburgh (12-4, 1-2 ACC), 77-66. The victory stopped a five-game losing streak to the Panthers.

"It was a really great effort. Pittsburgh is a tremendous offensive team. I think one of the best offensive teams in the country. They showed that in the second half. The first half, the defense was the difference."
- Jim Boeheim

Andrew White III led the Orange in scoring for the ninth time this season, as the graduate transfer tallied 21 points and seven rebounds on the night. It marked his 15th double-digit scoring game this season.

John Gillon had 20 points. He posted his second-straight double-digit assist game with a career-high tying 11 on the night to complete his first double-double in the Orange uniform. Gillon converted 6-of-12 3-point baskets to tie his highest triple basket count of the season.

With the game tied 6-6 and just under 16 minutes to play in the first, Syracuse went on a game-deciding 30-2 run, thanks to eight Orange three-point baskets. Tyus Battle contributed three, while White III and Gillon had two apiece. Tyler Lydon converted the final 3-pointer of the run.

The Panthers tried to close the gap and tallied a quick 7-0 run, but a Taurean Thompson jump shot ended it. The Orange led by as many as 28 points and tied its lowest point total allowed in the first half this season.

The Panthers opened the second half with an 8-2 run, but Gillon and White III sank back-to-back three-point baskets to extend the lead back to 21, 50-29. With under six minutes on the clock, Pitt tallied a late 8-0 run to come within 14 of the Orange. The stretch was topped by a dunk through traffic from Lydon, with the assist credited to Gillon. Syracuse held the Panthers off for the remainder of the game, sealing the game on top, 77-66.

Tyler Roberson set a new career-high with a team-leading six blocks, while adding a team-high 10 rebounds for his third double-digit board game of the season. Battle tallied 15 points and a career-high five rebounds. Lydon rounded out Syracuse's double-digit scorers with 13. Battle, Gillon and White each logged 40 minutes of court time.

Visitor: Pittsburgh (12-4, 1-2 ACC)													
PLAYER	FG-FGA	3G-3GA	FT-FTA	R	PF	TP	A	TO	B	S	MP		
Artis	f	6-14	4-9	7-9	5	2	23	1	4	1	0	38	
Young	f	6-15	1-2	4-4	7	3	17	0	4	0	1	33	
Jeter	f	3-10	0-0	6-7	11	2	12	2	3	3	3	31	
Jones	g	3-5	0-0	1-1	2	2	7	2	0	0	0	35	
Johnson	g	2-10	1-7	2-2	6	2	7	4	1	0	0	35	
Wilson		0-0	0-0	0-0	0	2	0	0	0	0	0	3	
Luther		0-1	0-0	0-0	1	1	0	2	1	0	1	16	
Kithcart		0-0	0-0	0-0	0	0	0	0	1	0	0	2	
Milligan		0-2	0-1	0-0	2	0	0	0	1	0	0	7	
TEAM				3				1					
TOTALS		20-57	6-19	20-23	37	14	66	11	12	4	5	200	
Total FG%	1st Half: 6-29	20.7%	2nd Half: 14-28	50.0%	Game: 35.1%								
3-Pt. FG%	1st Half: 0-7	0.0%	2nd Half: 6-12	50.0%	Game: 31.6%								
F Throw%	1st Half: 9-9	100.0%	2nd Half: 11-14	78.6%	Game: 87.0%								
Deadball Rebounds:	1												

Home: Syracuse (10-6, 2-1 ACC)													
PLAYER	FG-FGA	3G-3GA	FT-FTA	R	PF	TP	A	TO	B	S	MP		
White III	f	7-14	4-8	3-4	7	3	21	0	3	1	2	40	
Lydon	f	5-9	1-2	2-2	5	4	13	3	1	2	0	34	
Thompson	c	2-3	0-0	0-0	0	3	4	0	1	0	0	10	
Gillon	g	6-16	6-12	2-2	2	2	20	11	4	0	2	40	
Battle	g	6-9	3-5	0-0	1	1	15	1	0	0	3	40	
Roberson		2-3	0-0	0-0	10	2	4	2	0	6	0	36	
TEAM				4				1					
TOTALS		28-54	14-27	7-8	29	15	77	17	10	9	7	200	
Total FG%	1st Half: 16-27	59.3%	2nd Half: 12-27	44.4%	Game: 51.9%								
3-Pt. FG%	1st Half: 8-16	50.0%	2nd Half: 6-11	54.5%	Game: 51.9%								
F Throw%	1st Half: 2-2	100.0%	2nd Half: 5-6	83.3%	Game: 87.5%								
Deadball Rebounds:	0												

Officials: Mike Eades, Lee Cassell, Brian O'Connell
Technical fouls: Syracuse-none, Pittsburgh-none.
Attendance: 20,034

Score by Periods	1st	2nd	Total
Pittsburgh	21	45	66
Syracuse	42	35	77



Andrew White III (3) had 22 points and 10 rebounds when Syracuse beat Miami, 70-55. John Gillon had 20 points and 11 assists against Pittsburgh in the Dome.



SYRACUSE

GAME 17

Virginia Tech 83
Syracuse 73



Jan. 10 | Cassell Coliseum | Blacksburg, Va.

Taurean Thompson led the Orange in scoring and had a career-high eight rebounds, but the Orange (10-7, 2-2 ACC) were topped by Virginia Tech (13-3, 2-2 ACC), 83-73, at Cassell Coliseum in Blacksburg, Va.

"I thought our interior defense was not good in either half and that was a big key. Offensively, we didn't get anything accomplished that we wanted to. Part of that was their defense was really good." -Jim Boeheim

Leading the Orange offense for the first time in his career, Thompson added 18 points to his career rebounding night, converting 7-of-13 from the field and 4-of-7 from the charity stripe. Thompson also added a team-leading three blocks.

Tyler Roberson marked his third double-double of the season with 14 points and a team-leading 10 rebounds off the bench.

The Hokies took an early 11-2 run to sit atop the Orange, 16-7. Unsatisfied, Syracuse came back to match the run with an equal stretch of their own to tie the game, 18-18, with 9:13 left on the clock.

Virginia Tech pushed forward with momentum and converted a 6-2 run to take the lead, 37-31, heading to the locker room. The Hokies would use the short run to remain on top for the remainder of the game.

White III tallied 13 points, three rebounds and two assists in the first half alone, while the graduate transfer finished the contest with 15 points to mark his 16th game this season in double figures. He also had six rebounds on the night.

The clubs traded equal 8-0 runs to open up the second half. The Virginia Tech eight-point scoring stretch put the Hokies up, 45-33, but the Orange brought the game back within four, 45-41, thanks to eight-straight points combined from White III, Thompson and Gillon.

Trailing by eight points, Syracuse established a 5-0 run from the pair of Roberson and Battle to come within three, 51-48.

The Orange fell behind once again, but regained momentum and established a late 10-2 run to bring the game back within six, 74-68. The Hokies continued the forward push to close out the conference matchup with the win, 83-73.

Visitor: Syracuse (10-7, 2-2 ACC)

PLAYER	FG-FGA	3G-3GA	FT-FTA	R	PF	TP	A	TO	B	S	MP
White III	f 5-14	1-4	4-4	6	3	15	3	1	1	1	40
Lydon	f 1-5	0-2	0-0	7	2	2	1	0	0	1	29
Thompson	c 7-13	0-0	4-7	8	3	18	0	2	3	0	32
Gillon	g 2-9	1-4	4-4	3	1	9	2	0	0	0	27
Battle	g 5-11	3-6	0-0	1	3	13	1	3	1	1	40
Howard	1-5	0-1	0-0	0	4	2	4	0	0	0	13
Roberson	7-8	0-0	0-1	10	4	14	0	3	2	0	19
TEAM				3							
TOTALS	28-65	5-17	12-16	38	20	73	12	11	7	3	200
Total FG%	1st Half: 11-29	37.9%	2nd Half: 17-36	47.2%							
3-Pt. FG%	1st Half: 3-8	37.5%	2nd Half: 2-9	22.2%							
F Throw%	1st Half: 6-6	100.0%	2nd Half: 6-10	60.0%							
Deadball Rebounds:	1										

Home: Virginia Tech (13-3, 2-2 ACC)

PLAYER	FG-FGA	3G-3GA	FT-FTA	R	PF	TP	A	TO	B	S	MP
Robinson	g 0-1	0-1	0-0	0	5	0	2	0	0	1	14
Bibbs	g 5-13	2-6	6-8	7	2	18	3	2	0	0	37
Hill	g 4-11	3-7	2-2	4	2	13	3	1	0	0	35
Clarke	f 5-6	0-0	7-10	7	1	17	6	2	0	1	33
LeDay	f 9-13	1-2	3-6	6	2	22	1	0	0	0	35
Sy	0-1	0-0	0-0	1	1	0	0	0	0	1	6
Allen	4-7	2-2	1-1	2	1	11	5	1	1	1	31
Outlaw	1-5	0-2	0-0	2	3	2	0	0	1	0	9
TEAM				2							
TOTALS	28-57	8-20	19-27	31	17	83	20	6	3	3	200
Total FG%	1st Half: 14-31	45.2%	2nd Half: 14-26	53.8%							
3-Pt. FG%	1st Half: 4-10	40.0%	2nd Half: 4-10	40.0%							
F Throw%	1st Half: 5-7	71.4%	2nd Half: 14-20	70.0%							
Deadball Rebounds:	0										

Officials: Bill Covington Jr., Michael Stephens, Gene Steratore
Technical fouls: Syracuse-none, Virginia Tech-none.
Attendance: 6,047

Score by Periods	1st	2nd	Total
Syracuse	31	42	73
Virginia Tech	37	46	83

GAME 18

Syracuse 76
Boston College 53



Jan. 14 | Carrier Dome | Syracuse, N.Y.

Tyus Battle led the Orange with a career-high 21 points in a revenge match with the Eagles, and Syracuse (11-7, 3-2 ACC) defeated Boston College (9-9, 2-3 ACC), 76-53.

"I think our defense is getting a little better. I think offensively, we didn't have a great offensive game but we still had a good game and I think our offense can still get better." -Jim Boeheim

Tyler Lydon joined Battle in double digits with 16 points on the night, while sharing the team lead in rebounding with Tyler Roberson at six boards apiece.

In his sixth-straight double-digit scoring performance, Andrew White III added 13 points and three steals for the Orange. White III has found himself in double-digit scoring figures in 17-of-18 Syracuse outings this season.

Freshman Taurean Thompson, who finished the game with 10 points, began the action for Syracuse with six-straight points of his own.

After meeting at a 13-13 tie game with 12:30 to play in the first half, the Orange established a 22-9 run to mark a 13-point lead, 35-22, heading to the locker room. The margin marked the largest gap between the pair in the first half.

Syracuse used 15 first-half Boston College turnovers to convert 14 points from turnovers alone. The Orange committed just four in the first half and six on the game, the lowest total number for Syracuse this season. The Eagles went on to rack up 20 turnovers on the game, matching Eastern Michigan for an opponent high for the Orange.

Syracuse used a game-solidifying 13-0 run to establish a 27-point lead over the Eagles, 65-38. Lydon had eight points during the stretch. The advantage swelled to 28 before the game ended at 76-53.

It was the 71st meeting between the two schools, the 10th most-frequent rivalry at Syracuse.

Visitor: Boston College (9-9, 2-3 ACC)

PLAYER	FG-FGA	3G-3GA	FT-FTA	R	PF	TP	A	TO	B	S	MP
Tavaf	3-3	1-1	0-0	8	3	7	2	5	0	0	33
Turner	f 2-3	2-3	0-0	3	3	6	0	1	0	0	30
Jeffers	g 2-7	0-0	1-1	4	2	5	0	3	0	0	13
Bowman	g 1-9	1-6	0-0	7	2	3	1	6	0	0	28
Robinson	g 3-11	1-5	2-2	3	9	5	3	0	2	3	36
Owens	0-0	0-0	0-0	2	2	0	0	1	1	0	4
Reyes	1-1	0-0	0-1	0	0	0	2	0	0	0	2
Popovic	5-8	1-2	2-4	7	1	13	1	1	0	0	27
Sagay	0-1	0-0	0-0	0	0	0	0	0	0	0	2
Chatman	0-1	0-0	0-0	0	0	0	0	0	0	0	2
TEAM				0							
TOTALS	19-48	8-22	7-11	35	18	53	11	20	1	2	200
Total FG%	1st Half: 7-19	36.8%	2nd Half: 12-29	41.4%							
3-Pt. FG%	1st Half: 4-11	36.4%	2nd Half: 4-11	36.4%							
F Throw%	1st Half: 4-5	80.0%	2nd Half: 3-6	50.0%							
Deadball Rebounds:	2										

Home: Syracuse (11-7, 3-2 ACC)

PLAYER	FG-FGA	3G-3GA	FT-FTA	R	PF	TP	A	TO	B	S	MP
White III	f 4-11	2-6	3-4	2	0	13	1	0	0	3	34
Lydon	f 6-10	0-2	4-4	6	2	16	1	2	2	2	33
Thompson	c 5-9	0-1	0-0	3	0	10	1	1	0	1	21
Gillon	g 1-6	0-3	2-2	3	2	4	6	1	0	1	26
Battle	g 7-13	3-6	4-5	1	1	21	2	1	0	3	33
Howard	1-2	0-1	2-2	2	0	4	3	1	0	1	16
Sutton	0-1	0-1	0-0	0	0	0	0	0	0	0	2
Autry	0-1	0-0	0-0	2	0	0	0	0	0	0	2
Roberson	2-4	0-0	2-2	6	4	6	1	0	1	0	27
Belbey	0-0	0-0	0-0	0	0	0	0	0	0	0	2
Akintobi-Adeyeye	0-0	0-0	0-0	0	1	0	0	0	0	0	2
Feldman	1-1	0-0	0-0	0	0	2	0	0	0	0	2
TEAM				4							
TOTALS	27-58	5-20	17-19	29	10	76	15	6	3	11	200
Total FG%	1st Half: 12-30	40.0%	2nd Half: 15-28	53.6%							
3-Pt. FG%	1st Half: 3-13	23.1%	2nd Half: 2-7	28.6%							
F Throw%	1st Half: 8-10	80.0%	2nd Half: 9-9	100.0%							
Deadball Rebounds:	0										

Officials: Les Jones, Tim Nestor, Sean Hull
Technical fouls: Syracuse-none, Boston College-none.
Attendance: 21,626

Score by Periods	1st	2nd	Total
Boston College	22	31	53
Syracuse	35	41	76

GAME 19

#9/9 North Carolina 85
Syracuse 68



Jan. 16 | Smith Center | Chapel Hill, N.C.

Tyler Lydon was one of three Orange to score in double figures to lead Syracuse in its 85-68 setback at No. 9 North Carolina. Lydon was 11-of-14 from the field, including 3-of-5 from

"I thought for us on the road, it was probably our best road game, doesn't look like it from the final score, but I really thought it was. I thought we showed a lot of good things." -Jim Boeheim

3-point range on his way to a game-high 26 points. That total was just three shy of his career high set earlier this season against Georgetown. Andrew White III added 15 points, and Tyus Battle posted 13 points and a career-high four steals.

Taurean Thompson scored the first basket of the game to give Syracuse (11-8, 3-3) an early lead, but North Carolina (17-3, 5-1) responded with 12 consecutive points, forcing an Orange timeout. Tyler Roberson halted the Tar Heels' offensive outburst with six consecutive points to cut the deficit to four, 12-8, at the 13:03 mark.

A Lydon 3-pointer brought the Orange within two, 16-14, but North Carolina pushed the lead back to six with back-to-back baskets. Syracuse continued to chip away at the lead, but the Tar Heels answered each comeback attempt. A three-point play by Battle put Syracuse within five, 33-28, but North Carolina scored the next eight points to take its largest lead of the half, 40-28, and led 42-30 at halftime.

The Tar Heels opened the second half with a 3-pointer to extend the lead to 45-30. Lydon hit a 3-pointer, starting a 12-0 Orange scoring run that cut the deficit to 45-32, at the 16:27 mark. Battle had four points during the run.

North Carolina built its lead back up to 66-54 before White III hit a 3-pointer and Lydon hit a jumper to bring the Orange within seven at the 8:06 mark. That was as close as Syracuse could get as North Carolina continued to extend its lead and recorded the 85-68 victory.

Visitor: Syracuse (11-8, 3-3 ACC)

PLAYER	FG-FGA	3G-3GA	FT-FTA	R	PF	TP	A	TO	B	S	MP
White III	f 5-13	5-9	0-0	2	4	15	1	3	2	0	39
Lydon	f 11-14	3-5	1-1	7	2	26	1	3	1	1	39
Thompson	f 2-5	0-0	0-0	2	2	4	2	1	0	1	12
Gillon	g 1-7	1-3	1-2	0	1	4	6	2	0	2	38
Battle	g 4-11	1-5	4-4	3	1	13	2	1	1	4	39
Howard	0-0	0-0	0-0	0	0	0	0	0	0	0	1
Sutton	0-0	0-0	0-0	1	0	0	0	0	0	0	1
Autry	0-0	0-0	0-0	0	0	0	0	0	0	0	1
Roberson	3-7	0-0	0-0	8	2	6	2	2	0	0	27
Belbey	0-1	0-1	0-0	0	0	0	0	0	0	0	1
Akintobi-Adeyeye	0-0	0-0	0-0	0	1	0	0	0	0	0	1
Feldman	0-1	0-1	0-0	0	0	0	0	0	0	0	1
TEAM				1							
TOTALS	26-59	10-24	6-7	24	13	68	14	13	4	8	200
Total FG%	1st Half: 11-26	42.3%	2nd Half: 15-33	45.5%							
3-Pt. FG%	1st Half: 4-11	36.4%	2nd Half: 6-13	46.2%							
F Throw%	1st Half: 4-5	80.0%	2nd Half: 2-2	100.0%							
Deadball Rebounds:	3										

Home: North Carolina (17-3, 5-1, ACC)											
PLAYER	FG-FGA	3G-3GA	FT-FTA	R	PF	TP	A	TO	B	S	MP
Meeks	f 7-10	0-0	1-2	12	2	15	1	3	0	2	32
Hicks	f 8-13	0-0	4-4	8	0	20	1	2	1	0	30
Jackson	f 8-19	2-8	1-1	10	1	19	4	2	1	0	33
Berry	g 4-7	2-5	0-0	1	2	10	1	2	0	1	31
Williams	g 2-7	2-6	0-0	1	6	4	0	0	2	2	27
Britt	0-1	0-1	0-0	0	0	0	0	0	0	0	12
Pirson	2-4	1-3	2-4	5	3	7	5	0	0	0	14
Rush	0-0	0-0	0-0	0	0	0	0	0	0	0	1
Coker	0-0	0-0	0-0	0	0	0	0	0	0	0	1
Robinson	0-0	0-0	0-0	1	0	0	0	0	0	0	3
Woods	0-2	0-1	0-2	3	1	0	1	0	0	0	3
Rohlfman	0-0	0-0	0-0	1	0	0	0	0	0	0	1
White	0-0	0-0	0-0	0	0	0	0	0	0	0	1
Maye	4-5	0-0	0-2	0	2	8	2	0	0	0	13
TEAM				3							
TOTALS	35-68	7-24	8-15	44	13	85	22	9	2	6	200
Total FG%	1st Half: 18-38	47.4%	2nd Half: 17-30	56.7%							Game: 51.5%
3-Pt. FG%	1st Half: 4-12	33.3%	2nd Half: 3-12	25.0%							Game: 29.2%
F Throw%	1st Half: 2-4	50.0%	2nd Half: 6-11	54.5%							Game: 53.3%
Deadball Rebounds:											

SYRACUSE

GAME 20

#15/15 Notre Dame 84
Syracuse 66 

Jan. 21 | Joyce Center | Notre Dame, Ind.

Tyler Lydon contributed a squad-best 24 points and 10 rebounds but it was not enough in an 84-66 loss to #15/15 Notre Dame. The Irish converted 11 3-pointers and out-rebounded the Syracuse by 11 in securing the victory.

"Offensively, we missed shots we have to make to be in the game. We play well at home. We have to go back home and have to play well and try get some momentum going."

-Jim Boeheim

Lydon connected on 7-of-13 from the field, including 2-of-4 3-pointers, and made all eight free-throw attempts.

Tyus Battle tallied double-digit points for the fifth straight outing, totalling 17 points. Andrew White III was in double digits for the 19th time this season with 16 points.

Dajuan Coleman, who had not played in the previous four games, saw significant minutes for the Orange and had seven rebounds to go with five points.

Lydon opened the game's scoring with a strong post move, but Notre Dame matched it with a layup by a V.J. Beacham and took the lead for good on a 3-pointer from Matt Farrell.

With the Irish up 14-6, Syracuse responded with six of the next eight points, including four from Lydon.

Notre Dame used an 8-0 run to establish a 12-point, 26-14, lead in the first half. The Irish advantage swelled to 15 points, but Syracuse scored the last five points of the half on two free throws from Lydon and a 3-pointer by White. Notre Dame led, 41-32, at the intermission. Beacham had accumulated 17 of his eventual 30 points by the break.

Lydon converted a dunk to start the second half to bring the difference to seven points, 41-34. Notre Dame answered with a 9-0 run to go ahead by 16, 50-34.

Farrell ran a balanced Irish attack with 15 points and nine assists. Bonzie Colson led all performers with 14 rebounds and added 10 points for the Irish.

Visitor: Syracuse (11-9, 3-4 ACC)

PLAYER		FG-FGA	3G-3GA	FT-FTA	R	PF	TP	A	TO	B	S	MP
White III	f	6-13	3-7	1-2	3	2	16	0	1	1	1	38
Lydon	f	7-13	2-4	8-8	10	1	24	2	1	1	0	40
Thompson	f	0-4	0-0	0-0	2	4	0	0	2	0	0	9
Gillon	g	0-1	0-1	0-0	0	0	0	0	1	0	0	10
Battle	g	6-14	1-5	4-7	3	1	17	1	1	0	3	40
Howard		2-5	0-2	0-1	0	0	4	4	3	0	3	29
Coleman		2-3	0-0	1-2	7	4	5	0	1	0	1	23
Roberson		0-2	0-0	0-0	1	4	0	0	2	2	2	11
TEAM					2							
TOTALS		23-55	6-19	14-20	28	16	66	8	11	4	10	200
Total FG%	1st Half: 10-27		37.0%	2nd Half: 13-28			46.4%					Game: 41.8%
3-Pt. FG%	1st Half: 3-9		33.3%	2nd Half: 3-10			30.0%					Game: 31.6%
F Throw%	1st Half: 9-11		81.8%	2nd Half: 5-9			55.6%					Game: 70.0%
Deadball Rebounds:	2											

Home: Notre Dame (17-3, 6-1 ACC)

PLAYER		FG-FGA	3G-3GA	FT-FTA	R	PF	TP	A	TO	B	S	MP
Beachem	f	12-22	6-10	0-0	7	2	30	1	1	2	1	38
Geben	f	1-1	0-0	5-6	4	3	7	0	0	0	0	17
Colson	f	4-8	0-0	6-6	14	3	14	3	1	0	0	24
Farrell	g	6-10	3-5	0-0	2	3	15	9	3	0	2	37
Vasturia	g	3-9	1-6	4-4	3	3	11	4	2	0	1	36
Pfueger		2-4	1-3	0-0	2	2	5	3	0	0	3	24
Torres		1-2	0-0	0-0	5	2	2	0	1	0	1	12
Gibbs		0-0	0-0	0-0	1	0	0	0	3	0	1	8
Ryan		0-3	0-2	0-0	0	0	0	0	0	0	0	4
TEAM					1							
TOTALS		29-59	11-26	15-16	39	18	84	20	11	2	9	200
Total FG%	1st Half: 14-31	45.2%	2nd Half: 15-28	53.6%								Game: 49.2%
3-Pt. FG%	1st Half: 7-14	50.0%	2nd Half: 4-12	33.3%								Game: 42.3%
F Throw%	1st Half: 6-6	100.0%	2nd Half: 9-10	90.0%								Game: 93.8%
Deadball Rebounds:	0											

Officials: Mike Eades, Jeff Clark, Earl Walton

Technical fouls: Syracuse-none, Notre Dame-none.

Attendance: 9,149

Score by Periods	1st	2nd	Total
Syracuse	32	34	66
Notre Dame	41	43	84

GAME 21

Syracuse 81
Wake Forest 76 

Jan. 24 | Carrier Dome | Syracuse, N.Y.

Andrew White III scored a season-high 27 points for the Orange and Syracuse (12-9, 3-4 ACC) tallied a come-from-behind win against Wake Forest (12-8, 3-5), 81-76.

"We made some really good plays. We haven't been in any really close games, and when you get in one for the first time it's not always that easy. They made really good plays when they had to."

-Jim Boeheim

White III surpassed 1,000 career points in the course of the evening (a total which included his play at Kansas and Nebraska). He posted a game-high five 3-pointers and was 10-of-10 from the free throw line on the evening. The 27-point game marks the 20th outing this season in double-digit figures for White III.

Trailing by eight points with 10:23 remaining, Syracuse mounted its comeback. The Orange narrowed the gap to three points twice, first on a 3-pointer by John Gillon and then on a layup from Taurean Thompson. Tyler Lydon followed Thompson's bucket with a 3-pointer to knot the score at 57-57. The contest was tied a 10th and 11th time before the Orange took charge.

After Thompson's basket tied things at 61-61, Tyus Battle converted a conventional three-point play and Thompson followed with his own three-point sequence after a nice pass from Gillon. The 8-0 run put Syracuse ahead, 67-61, with 4:25 remaining. Seven straight points from the Demon Deacons, including four from John Collins, put the visitors ahead, 68-67. The matchup was tied a 12th time when Gillon made one-of-two from the charity stripe, and White III followed with a 3-pointer with 1:23 left to push the Orange in front, 71-68

Wake Forest got within one point three more times, the last at 76-75 with nine seconds left before the Orange closed it out with two free throws apiece from White III and Thompson.

Thompson finished with 18 points, 16 of which came in the second half. Lydon tallied double-digit numbers for the 13th time in his last 14 games, posting 15 points and a team-leading nine rebounds to the Orange effort.

The win marked the first time Syracuse had overcome a halftime deficit this season.

Visitor: Wake Forest (12-8, 3-5 ACC)

PLAYER		FG-FGA	3G-3GA	FT-FTA	R	PF	TP	A	TO	B	S	MP
Collins	f	9-14	0-0	5-6	12	4	23	0	2	1	1	32
Arians	f	1-5	1-5	0-0	0	1	3	2	0	0	0	22
Mitoglou	c	2-4	0-2	1-2	6	3	5	0	1	0	0	22
Woods	g	2-5	0-1	2-2	1	4	6	5	3	0	0	30
Crawford	g	4-10	2-6	3-4	3	4	13	5	4	0	0	33
Childress	3-7	2-4	2-3	3	3	10	2	0	0	0	3	23
Moore	2-4	0-0	4-6	3	2	8	0	0	0	0	0	30
Wilbekin	3-10	2-6	0-0	1	4	8	2	1	0	0	0	30
VanHorn	0-0	0-0	0-0	0	0	0	0	0	0	0	0	0+
TEAM				38								
TOTALS		26-59	7-24	17-23	37	25	76	16	12	1	4	200
Total FG%	1st Half: 13-34	38.2%	2nd Half: 13-25	52.0%								Game: 44.1%
3-Pt. FG%	1st Half: 3-14	21.4%	2nd Half: 4-10	40.0%								Game: 29.2%
F Throw%	1st Half: 3-6	50.0%	2nd Half: 14-17	82.4%								Game: 73.9%
Deadball Rebounds:	3											

Home: Syracuse (12-9, 4-4 ACC)

PLAYER		FG-FA	3G-3GA	FT-FTA	R	PF	TP	A	TO	B	S	MP
White III	f	6-15	5-10	10-10	5	3	27	1	2	0	1	40
Lydon	f	5-12	3-6	2-2	9	4	15	5	1	2	0	40
Thompson	c	7-10	0-0	4-7	3	2	18	0	0	2	2	21
Gillon	g	2-4	1-3	1-2	2	1	6	6	3	0	3	29
Battle	g	3-9	0-4	3-5	4	2	9	4	0	0	1	40
Howard		0-1	0-0	0-0	4	1	0	2	1	0	0	11
Roberson		2-2	0-0	1-2	2	4	5	0	1	1	0	7
Coleman		0-1	0-0	1-2	0	2	1	0	2	0	1	12
TEAM					3				1			
TOTALS		25-54	9-23	22-30	32	19	81	18	10	5	8	200
Total FG%	1st Half: 10-28	35.7%	2nd Half: 15-26	57.7%								
3-Pt. FG%	1st Half: 5-14	35.7%	2nd Half: 4-9	44.4%								
F Throw%	1st Half: 4-6	66.7%	2nd Half: 18-24	75.0%								
Deadball Rebounds:	4											

Officials: Brian Dorsey, Lamar Simpson, Jerry Heater

Technical fouls: Syracuse-none, Wake Forest-none.

Attendance: 22,262

Score by Periods	1st	2nd	Total
Syracuse	32	44	76
Wake Forest	29	52	81

GAME 22

Syracuse 82
#6/8 Florida State 72 

Jan. 28 | Carrier Dome | Syracuse, N.Y.

Four Orange players scored in double-digits led by a game-high 24 points from Andrew White III and the Orange (13-9, 5-4 ACC) defeated No. 6/8 Florida State (18-4, 6-3 ACC), 82-72. White III scored in double-digits for the 21st time, leading the Orange in scoring for the 11th outing this season. The graduate transfer also added nine rebounds and four steals

"I thought everybody made a big play. When it was close we made plays, just like the other night. It was a close game, we made good plays down the stretch defensively."

-Jim Boeheim

The Orange trailed 14-13 with 8:57 on the clock in the first half before going on a 31-12 run to claim an 18-point, 44-26, lead heading to the locker room. White III led the Orange in the first half with 13 points and five rebounds.

The Seminoles began the second-half with a 15-5 run to cut the Orange lead by 10 points to eight, 49-41. FSU continued the push, cutting Syracuse's advantage to just three, 54-51, with 12:22 to play. White III drained a 3-pointer to extend the lead back to six, 57-51, with 11:49 on the clock.

With Florida State within two points again, Lydon slammed an offensive rebound from a Tyus Battle 3-point attempt into the basket to give SU a four-point, 62-58, lead.

With Syracuse ahead, 69-67 with 3:20 remaining, John Gillon went to work. He scored Syracuse's final 13 points, including an 11-of-12 effort from the foul line. The Seminoles pulled within two twice during the stretch but the Orange did not relinquish the lead.

Gillon tallied 11 assists, marking his third double-digit assist outing this year. The graduate transfer also had 21 points for his second double-double of the season. Lydon had 14 points and 11 rebounds for his sixth double-double of the season and 11th in his career. He tied his career high with six blocked shots. Tyler Roberson added 10 points, and Battle tied his career high with four assists.

The win was Syracuse's first over a ranked team since beating No. 4 Virginia, 68-62, in last year's NCAA Tournament.

Visitor: Florida State (18-4, 6-3 ACC)

Florida State (4-3, 0-3) - FG												
PLAYER		FG-FGA	3G-3GA	FT-FTA	R	PF	TP	A	TO	B	S	MP
Mann	f	0-3	0-0	3-4	3	3	3	2	2	0	0	25
Rathan-Mayes	f	5-10	4-9	2-6	2	4	16	5	2	0	0	32
Ojo	c	0-1	0-0	0-0	2	0	0	0	1	0	0	6
Isaac	g	5-9	1-2	8-10	12	4	19	0	2	2	0	28
Bacon	g	8-18	3-7	0-0	4	3	19	0	2	0	0	33
Cofer	0-1	0-0	0-0	1	0	0	0	0	1	0	0	6
Walker	1-3	0-2	1-2	0	2	3	1	1	0	2	0	9
Forrest	0-4	0-0	0-0	0	0	0	0	0	0	0	0	9
Savoy	0-2	0-1	0-0	0	0	0	0	1	1	0	0	2
Angola-Rodas	1-3	1-2	1-2	0	1	4	0	0	0	0	1	7
Koumadje	1-2	0-0	0-0	2	0	2	0	1	1	2	0	7
Smith	2-3	0-1	2-2	9	4	6	4	2	1	0	0	27
Allen	0-1	0-1	0-0	0	0	0	1	0	0	1	0	9
TEAM				4					1			
TOTALS	23-60	9-25	17-26	39	21	72	14	15	4	6	200	
Total FG%	1st Half: 10-32	31.3%	2nd Half: 13-28	46.4%								Game: 38.8%
3-Pt. FG%	1st Half: 1-8	12.5%	2nd Half: 8-17	47.1%								Game: 36.0%
F Throw%	1st Half: 5-11	45.5%	2nd Half: 12-15	80.0%								Game: 65.4%
Deadball Rebounds:	3											

Home: Syracuse (13-9, 5-4 ACC)

PLAYER		FG-FA	3G-3GA	FT-FTA	R	PF	TP	A	TO	B	S	MP
White III	f	8-17	4-11	4-4	9	2	24	1	4	0	4	40
Lydon	f	4-8	2-5	4-4	11	3	14	1	2	6	0	40
Thompson	c	1-4	0-1	0-0	1	4	2	0	1	0	0	7
Gillon	g	3-8	2-4	13-14	3	3	21	11	2	1	1	36
Battle	g	3-10	1-3	2-2	4	2	9	4	1	0	3	37
Howard		1-3	0-0	0-0	1	3	2	2	3	0	0	7
Roberson		5-8	0-0	0-6	7	3	10	1	2	2	3	33
TEAM					6				1			
TOTALS		25-58	9-24	23-30	42	20	82	20	16	9	11	200
Total FG%	1st Half: 16-32	50.0%	2nd Half: 9-26	34.6%								Game: 43.1%
3-Pt. FG%	1st Half: 4-12	33.3%	2nd Half: 5-12	41.7%								Game: 37.5%
F Throw%	1st Half: 8-12	66.7%	2nd Half: 15-18	83.3%								Game: 76.7%
Deadball Rebounds:	2											

Officials: Les Jones, Ed Corbett, Tim Clougherty

Technical fouls: Syracuse-none, Florida State-none.

Attendance: 24,978

Score by Periods	1st	2nd	Total
Florida State	26	46	72
Syracuse	44	38	82

2017-18 ORANGE BASKETBALL

SYRACUSE

GAME 23

Syracuse 100 OT **ESPN 2**
NC State 93

Feb. 1 | PNC Arena | Raleigh, N.C.

John Gillon tallied a PNC Arena record 43 points and Syracuse (14-9, 6-4 ACC) rallied from a 16-point, second-half deficit to win at NC State (14-9, 3-7 ACC), 100-93, in overtime.

"Our guys made some unbelievable plays. It would have been easy to think you couldn't come back. They just made a couple unbelievable defensive plays and, all of a sudden, we're back in the game."
- Jim Boeheim

Gillon scored 20 straight Syracuse points to close out the second half for the Orange. His 3-pointer with one second remaining in regulation put the contest in the extra session. Andrew White III took over in overtime, tallying nine of the 13 points for the Orange to seal the game. Syracuse did not miss a shot in the extra five minutes of play and secured its first road victory of the season.

Gillon's performance tied for the fourth-most points in school history, equaling the total current assistant coach Gerry McNamara had on March 18, 2004 against BYU in the NCAA tournament.

His nine 3-pointers broke the PNC Arena standard owned by former Davidson star Steph Curry, and equaled a Syracuse program mark shared by Trevor Cooney, James Southerland, Andy Rautins and Gerry McNamara.

With Syracuse trailing, 75-59, Gillon led a 17-2 run. He tallied four 3-pointers in the run to account for 12-of-17 points in the stretch that brought the Orange within one, 77-76, with 5:12 left on the clock.

NC State held on to its advantage for the next three minutes and increased it to four until Gillon sunk four unanswered free throws to tie the game, 84-84. A Wolfpack 3-pointer from Maverick Rowan with 10 seconds left put the hosts ahead. Gillon raced the ball up court and responded with his ninth 3-pointer.

Syracuse had constructed an eight-point margin in the first half. The Orange converted 54 percent of its shots from the field and, led by Gillon's 16 points in the opening period, were ahead 44-41 at the intermission.

White III ended up with a career-high 28 points.

Visitor: Syracuse (14-9, 6-4 ACC)												
PLAYER	FG-FGA	3G-3GA	FT-FTA	R	PF	TP	A	TO	B	S	MP	
White III	f 11-19	3-8	3-4	2	3	28	1	3	1	4	45	
Lydon	f 6-11	3-6	0-0	7	3	15	2	1	0	1	45	
Thompson	c 3-6	0-0	2-3	4	4	8	2	0	2	1	23	
Gillon	g 10-13	9-10	14-14	4	3	43	9	4	0	0	44	
Battle	g 2-6	0-2	2-2	1	3	6	2	1	0	0	38	
Howard	0-0	0-0	0-0	2	1	0	1	0	0	0	8	
Roberson	0-0	0-0	0-0	3	1	0	0	2	0	0	22	
TEAM				4								
TOTALS	32-57	15-26	21-23	27	18	100	17	11	3	6	225	
Total FG%	1st Half: 15-28	53.8%	2nd Half: 14-26			53.8%					Game: 56.1%	
3-Pt. FG%	1st Half: 7-13	53.8%	2nd Half: 7-12			58.3%					Game: 57.7%	
F Throw%	1st Half: 7-9	77.8%	2nd Half: 8-8			100%					Game: 91.3%	
Deadball Rebounds:	1											

Home: NC State (14-9, 3-7 ACC)												
PLAYER	FG-FGA	3G-3GA	FT-FTA	R	PF	TP	A	TO	B	S	MP	
Abu	f 8-16	0-0	3-4	6	2	19	3	2	0	1	41	
Rowan	f 11-23	8-18	1-1	2	1	31	1	2	1	2	45	
Yurtseven	c 4-6	0-0	2-6	4	3	10	1	1	2	1	34	
Henderson	g 5-8	4-6	2-3	2	5	16	2	0	0	0	28	
Smith	g 4-8	2-6	3-4	11	1	13	15	2	0	1	43	
Dorn	1-2	0-0	0-0	1	0	2	0	1	0	0	4	
Johnson	0-2	0-0	0-0	2	5	0	4	1	0	1	19	
Anyia	1-1	0-0	0-2	0	3	2	0	1	0	0	5	
Kapita	0-0	0-0	0-0	1	1	0	0	1	0	0	6	
TEAM				4								
TOTALS	34-66	14-32	11-20	33	21	93	28	14	3	6	225	
Total FG%	1st Half: 16-30	53.3%	2nd Half: 16-30			53.3%					Game: 51.5%	
3-Pt. FG%	1st Half: 6-12	50.0%	2nd Half: 7-16			43.8%					Game: 43.8%	
F Throw%	1st Half: 3-6	50.0%	2nd Half: 7-11			63.6%					Game: 55.0%	
Deadball Rebounds:	7											

Officials: Mike Eades, Tim Nestor, Jeffery Anderson
Technical fouls: Syracuse-none, NC State-none.
Attendance: 16,346

Score by Periods	1st	2nd	OT	Total
Syracuse	44	43	13	100
NC State	41	46	6	93

GAME 24

Syracuse 66 **ESPN 2**
#9/11 Virginia 62

Feb. 4 | Carrier Dome | Syracuse, N.Y.

Tyus Battle and Andrew White III tallied a game-leading 23 points apiece and Syracuse (15-9, 7-4 ACC) upset #9/11 Virginia (17-5, 7-3 ACC), 66-62 at the Carrier Dome.

"First half we were shooting three's, we were shooting jumpers, and we weren't getting any traction. Second half we were able to get to the basket."
- Jim Boeheim

The victory occurred in front of 27,553 fans, the largest college basketball crowd this season, and was the second win for the Orange over a top-10 team in the past seven days. Syracuse defeated then #6/8 Florida State, on Jan. 28.

Battle's 23-point outing represented a career-best effort while White III reached double-digit points for the 23rd time in 24 games at Syracuse. It was White's fourth straight 20-point outing.

Down by 12 points at the half, 34-22, Syracuse used a 19-2 second-half opening run to turn the tables on Virginia. White III hit consecutive 3-pointers for the Orange and then Tyler Lydon broke a 36-36 deadlock with a long 3-pointer from beyond the top of the key to put Syracuse in front for the first time.

Two free throws from Battle pushed the advantage to six points, 47-41, with 8:54 to play. The Cavs stayed close and a baseline 3-pointer from London Perrantes pulled Virginia within one, 60-59, with 1:14 left. John Gillon answered with a basket in the lane and Syracuse secured the win on two free-throws each from Battle and White III.

The Orange converted 14-of-19 (.737) from the field, including 4-of-6 (.667) 3-pointers, after the intermission. Battle had 13 of his points in the second half.

Tyler Lydon finished with six points, a team-leading six rebounds, and three blocks.

Visitor: Virginia (17-5, 7-3 ACC)												
PLAYER	FG-FGA	3G-3GA	FT-FTA	R	PF	TP	A	TO	B	S	MP	
Wilkins	f 4-6	0-0	1-3	4	3	9	0	2	1	1	30	
Salt	f 0-3	0-0	1-2	1	0	1	0	1	0	3	10	
Hall	c 2-5	2-4	0-0	6	2	6	2	0	0	1	23	
Shayok	g 1-7	0-2	0-0	1	2	2	2	0	1	0	24	
Perrantes	g 4-8	3-5	0-0	1	2	11	8	2	1	2	33	
Guy	5-8	4-6	0-0	1	1	14	0	1	0	1	24	
Jerome	3-5	3-5	0-0	2	2	9	4	3	0	1	17	
Diakite	4-4	0-0	0-0	4	2	8	0	1	1	0	16	
Reuter	0-1	0-0	0-0	1	1	0	3	3	0	0	13	
Thompson	1-3	0-2	0-0	0	2	2	0	0	0	0	10	
TEAM				3								
TOTALS	24-50	12-24	2-5	24	15	62	21	15	4	6	200	
Total FG%	1st Half: 13-25	52.0%	2nd Half: 11-25			44.0%					Game: 48.0%	
3-Pt. FG%	1st Half: 7-11	63.6%	2nd Half: 5-13			38.5%					Game: 50.0%	
F Throw%	1st Half: 1-2	50.0%	2nd Half: 1-3			33.3%					Game: 40.0%	
Deadball Rebounds:	3											

Home: Syracuse (15-9, 7-4 ACC)												
PLAYER	FG-FGA	3G-3GA	FT-FTA	R	PF	TP	A	TO	B	S	MP	
White III	f 7-14	3-8	6-8	5	1	23	2	2	0	3	40	
Lydon	f 2-5	1-3	1-2	6	1	6	3	1	3	2	40	
Thompson	c 2-3	0-0	0-0	0	1	4	0	2	0	1	13	
Gillon	g 3-6	0-1	0-0	2	0	6	4	4	0	0	27	
Battle	g 7-11	3-6	6-8	1	2	23	0	0	0	2	39	
Howard	0-0	0-0	0-0	1	2	0	2	1	0	0	4	
Roberson	2-3	0-0	0-2	3	2	4	1	1	2	1	27	
TEAM				5								
TOTALS	23-42	7-18	13-20	23	9	66	12	12	5	11	200	
Total FG%	1st Half: 9-23	39.1%	2nd Half: 14-19			73.7%					Game: 54.8%	
3-Pt. FG%	1st Half: 3-12	25.0%	2nd Half: 4-6			66.7%					Game: 38.9%	
F Throw%	1st Half: 1-2	50.0%	2nd Half: 12-18			66.7%					Game: 65.0%	
Deadball Rebounds:	5											

Officials: Lee Cassell, Raymond Styns, Brian O'Connell
Technical fouls: Syracuse-none, Virginia-none.
Attendance: 27,553

Score by Periods	1st	2nd	Total
Virginia	34	28	62
Syracuse	24	44	66



John Gillon was 13-of-14 from the line and had 21 points in a win against #6/8 Florida State. Tyus Battle had a career-high 23 points when the Orange defeated #9/11 Virginia, 66-62.



SYRACUSE

GAME 25

Syracuse 82
Clemson 81



Feb. 7 | Littlejohn Coliseum | Clemson, S.C.

Andrew White III tallied his fifth-straight 20-point outing and Tyus Battle sank a last-second buzzer-beater from behind the arc as Syracuse (16-9, 8-4 ACC) defeated Clemson (13-10, 3-8 ACC), 82-81, at Littlejohn Coliseum.

"This group plays and keeps playing. They are always thinking about the next play, and try to make a good play. They've been doing that. They've been making good plays."
- Jim Boeheim

With seven seconds on the clock and the Orange down, 81-79, John Gillon brought the ball down the court to find Tyler Lydon at the top of the arc. Lydon took one look to his right and made a swift pass to Battle, who put the 3-pointer up for the last-second buzzer-beater under pressure to secure the fifth-straight conference victory.

White III had 23 points on the night to tally his 24th double-digit performance this season. The graduate transfer also added five rebounds on the night.

A 22-10 Clemson lead left the Orange behind by 12 in the first half, the largest margin of the game between the two clubs. Back-to-back dunks from Lydon and Tyler Roberson cut the lead and started a 9-2 run to bring the Orange within five, 24-19.

A trio of free throws from Gillon brought the Orange within three, 32-29, with 4:04 left in the half. A pair of 3-pointers from White III gave the Orange its first lead, 38-34, in the first half. The Tigers returned the effort with six-straight points to close out the half on top, 40-38.

Thompson led the Orange scoring streak to begin the second half, tallying his first points of the night with seven straight to take the lead, 45-44. The freshman had 12 of the first 15 points scored out of the locker room.

Clemson drained a 3-pointer to establish a nine-point, 70-61 lead, marking the largest of the second half. Led by a White III 3-pointer, the Orange came back with a 16-6 run to take the lead, 77-76, for the first Syracuse lead since the 12:38 mark of the second half.

The Tigers would claim two more leads in the final 1:30 of the game, before the last-second 3-pointer from Battle sealed the road victory for the Orange, 82-81, and marked the fifth-straight conference victory. Battle finished tonight's matchup with six points.

Visitor: Syracuse (16-9, 8-4 ACC)												
PLAYER	FG-FGA	3G-3GA	FT-FTA	R	PF	TP	A	TO	B	S	MP	
White III	f 8-20	5-12	2-2	5	2	23	0	2	0	1	40	
Lydon	f 7-12	0-3	3-4	9	3	17	2	5	0	1	40	
Thompson	c 2-8	0-1	2-2	4	4	14	1	1	0	0	17	
Gillon	g 6-5	2-3	7-7	2	2	13	8	0	0	2	40	
Battle	g 2-7	2-6	0-0	1	2	6	0	2	0	0	33	
Howard	1-1	1-1	0-0	3	2	3	2	2	0	0	8	
Roberson	3-4	0-0	0-2	7	1	6	2	0	0	0	22	
TEAM				2				1				
TOTALS	29-57	10-26	14-17	33	16	82	15	13	0	4	200	
Total FG%	1st Half: 14-30	46.7%	2nd Half: 15-27	55.6%							Game: 50.9%	
3-Pt. FG%	1st Half: 6-16	37.5%	2nd Half: 4-10	40.0%							Game: 38.5%	
F Throw%	1st Half: 4-6	66.7%	2nd Half: 10-11	90.9%							Game: 82.4%	
Deadball Rebounds:	1											

Home: Clemson (13-10, 3-8 ACC)												
PLAYER	FG-FGA	3G-3GA	FT-FTA	R	PF	TP	A	TO	B	S	MP	
Blossomgame	f 7-11	0-1	6-6	4	3	20	0	1	0	0	37	
Grantham	f 4-5	2-3	0-0	3	2	10	0	2	0	1	23	
Thomas	c 1-4	0-0	1-2	2	2	3	0	2	1	1	13	
Mitchell	g 3-9	1-4	3-4	3	1	10	8	0	0	0	33	
Holmes	g 4-8	3-7	2-2	1	1	13	3	1	0	1	31	
Reed	3-4	1-1	2-2	0	2	9	6	0	0	3	16	
DeVoe	4-9	2-6	0-0	0	1	10	1	1	0	0	20	
Djitte	3-4	0-0	0-1	11	3	6	1	1	0	1	27	
TEAM				0								
TOTALS	29-54	9-22	14-17	24	15	81	19	8	1	7	200	
Total FG%	1st Half: 16-30	53.3%	2nd Half: 13-24	54.2%							Game: 53.7%	
3-Pt. FG%	1st Half: 3-11	27.3%	2nd Half: 6-11	54.5%							Game: 40.9%	
F Throw%	1st Half: 5-6	83.3%	2nd Half: 9-11	81.8%							Game: 82.4%	
Deadball Rebounds:	0											

Officials: Bill Covington, Brian Dorsey, Tim Comer
Technical fouls: Syracuse-none, Clemson-none.
Attendance: 7,045

Score by Periods	1st	2nd	Total
Syracuse	38	44	82
Clemson	40	41	81

GAME 26

Pittsburgh 80
Syracuse 75



Feb. 11 | Petersen Events Center | Pittsburgh, Pa.

After an exciting 18-day stretch that produced five straight victories, the Orange (16-10, 8-5 ACC) saw its winning streak end with an 80-75 loss to Pittsburgh (14-11, 3-9 ACC).

"These guys fight hard. They were down 11 or 12 points, and they just kept coming back at it. We forced some turnovers, and we did a good job with the press, but it was a little too much ground to make up." - Jim Boeheim

Andrew White III and John Gillon led three Orange in double figures. They each scored 20 points, while Frank Howard chipped in a career-high 12 points.

White III was 7-for-16 from the floor, including three 3-pointers. It was his sixth straight 20-point effort. White III is averaging 24.2 points per contest in that span. Gillon connected on seven of his 15 field-goal tries. He also sank all five of his free throws to extend his streak without a miss at the charity stripe to 34, tying Brandon Triche's school-record for consecutive makes.

Syracuse shot the ball well early and led 15-10 a little more than seven minutes into the contest before a 14-3 run by the Panthers, capped by Johnson's third 3-pointer of the half, put the hosts in front 24-18 with 5:56 left in the opening stanza.

A dunk by Tyler Roberson at the 5:31 mark snapped an 0-for-9 Orange shooting slump, but a trifecta by Chris Jones a minute later gave Pitt a 27-20 advantage. Consecutive three-point plays by Gillon and Howard closed the gap to one, but the Panthers closed the first half with another scoring spurt. Pitt tallied eight of the last 10 points in the period, including another 3-pointer by Johnson, to push the lead back to seven, 35-28, at the break.

In the second half, Syracuse struggled offensively. The Orange missed eight of their first nine shots after intermission and found themselves down 41-30 with 14:51 to play. A layup by Young at the 13:21 mark gave the home team its largest lead of the game, 45-32.

Pitt still led by double digits, 63-53, with 4:40 to go in regulation before Syracuse made it interesting down the stretch. The Orange trimmed the margin to 73-68 on a Howard triple with 1:10 left. Then inched to within three, 78-75, on a Gillon three with seven ticks remaining on the clock. Gillon fouled Jeter on Pitt's next possession and Jeter hit both free throws to close out the game.

Visitor: Syracuse (16-10, 8-5 ACC)												
PLAYER	FG-FGA	3G-3GA	FT-FTA	R	PF	TP	A	TO	B	S	MP	
White III	f 7-16	3-8	3-3	4	2	20	2	1	1	2	40	
Lydon	f 3-7	1-2	1-2	6	4	8	3	3	0	0	40	
Thompson	c 2-3	0-0	0-2	2	3	4	0	1	1	0	16	
Gillon	g 7-14	1-5	5-5	5	3	20	4	3	0	3	39	
Battle	g 1-5	0-1	1-2	2	2	3	0	1	0	1	16	
Howard	3-9	1-3	5-5	1	3	12	2	0	0	1	25	
Roberson	3-6	0-0	2-2	5	2	8	0	1	0	0	24	
TEAM				1								
TOTALS	26-60	6-19	17-21	26	19	75	11	10	5	5	200	
Total FG%	1st Half: 11-26	42.3%	2nd Half: 15-34	44.1%							Game: 43.3%	
3-Pt. FG%	1st Half: 1-8	12.5%	2nd Half: 5-11	45.5%							Game: 31.6%	
F Throw%	1st Half: 5-6	83.3%	2nd Half: 12-15	80.0%							Game: 81.0%	
Deadball Rebounds:	3											

Home: Pittsburgh (14-11, 3-9 ACC)												
PLAYER	FG-FGA	3G-3GA	FT-FTA	R	PF	TP	A	TO	B	S	MP	
Young	f 7-14	0-2	7-9	9	1	21	6	3	0	0	39	
Jeter	6-11	0-0	2-3	11	4	14	3	4	1	2	37	
Artis	g 5-10	1-5	5-6	3	1	16	10	3	2	0	37	
Jones	g 2-8	1-2	2-2	3	2	7	3	2	1	1	34	
Johnson	g 6-9	6-8	4-4	5	4	22	1	2	0	2	35	
Kithcart	0-2	0-0	0-0	2	3	0	2	1	0	0	13	
Nix	0-1	0-0	0-0	2	3	0	0	1	1	0	5	
TEAM				6								
TOTALS	29-55	8-19	14-17	24	15	81	19	8	1	7	200	
Total FG%	1st Half: 12-30	40.0%	2nd Half: 14-24	58.3%							Game: 47.3%	
3-Pt. FG%	1st Half: 5-11	45.5%	2nd Half: 3-7	42.9%							Game: 42.1%	
F Throw%	1st Half: 6-7	85.7%	2nd Half: 14-17	82.4%							Game: 83.3%	
Deadball Rebounds:	1											

Officials: James Luckie, Tim Nestor, Ray Styons Jr.
Technical fouls: Syracuse-none, Pittsburgh-none.
Attendance: 10,216

Score by Periods	1st	2nd	Total
Syracuse	28	47	75
Pittsburgh	35	45	80



Tyus Battle hit a buzzer-beating 3-pointer to push Syracuse past Clemson, 82-81. Frank Howard led a comeback against Louisville that ultimately fell short.



2017-18 ORANGE BASKETBALL

SYRACUSE

GAME 27

#8/7 Louisville 76 OT
Syracuse 72 

Feb. 13 | Carrier Dome | Syracuse, N.Y.

Syracuse came back from a 14-point first-half deficit to force an overtime period, but the Orange (16-11, 8-6 ACC) came up short to #8/7 Louisville (21-5, 9-4 ACC), 76-72.

"I thought we played hard as we've ever played. I thought it was an unbelievable battle to get back in it. We should have been out both times, but they (the team) didn't give up and they kept coming back." - Jim Boeheim

Syracuse began its comeback when trailing by 14, 28-14, with 5:54 on the clock in the first half. The Orange constructed an 11-1 run keyed by six points from Tyler Lydon to cut the margin to four, 29-25, and held the Cardinals without a field goal for the remainder of the half.

After falling behind by seven early in the second half, Syracuse scored eight straight points to take the lead, 37-36. The two clubs traded leads and a conventional three-point play by Frank Howard put Syracuse ahead 48-46 with 6:33 remaining. The Cardinals responded with nine straight points.

John Gillon ignited another Orange assault with a 3-pointer at the 2:01 mark. Louisville answered with a free throw to move ahead, 56-51, with 1:28 remaining in regulation. Gillon answered with two free throws and White scored in the lane to pull Syracuse within one.

Louisville's Jaylen Johnson dunked with 45 ticks left but Gillon hit a 3-pointer to tie the score, 58-58, with 37 seconds on the clock. Louisville missed two free throws with 16 seconds left but Syracuse couldn't to get a shot off before time ran out.

White got the Orange off to a fast start in the extra session, scoring on a driving layup and drawing a foul that resulted in a made free throw. The Cardinals answered with a three-pointer from Ryan McMahon on his first shot of the game, before White put Syracuse up two with two free throws.

Louisville ran off 10 consecutive points to move in front 71-63 with 45 seconds left in overtime. Syracuse summoned one last gasp, thanks to 3-pointers from White and Howard. White was fouled shooting a 3-pointer and after converting all three free throws, Syracuse was down 74-72 with 13 seconds left. The Orange had a shot at tying the game again but Tyler Roberson missed two free throws with three second left and McMahon sealed the Louisville win with two free throws.

Visitor: Louisville (21-5, 9-4 ACC)														
PLAYER	FG-FGA			3G-3GA		FT-FTA	R	PF	TP	A	TO	B	S	MP
Mathiang	f	2-4	0-0	1-1	4	2	5	1	2	1	1	2	1	21
Adel	f	3-10	2-6	3-6	7	1	11	2	5	0	1	0	1	38
Mitchell	c	6-13	2-7	2-3	4	5	16	3	3	0	0	3	0	36
Snider	g	5-15	3-9	1-2	4	1	14	6	2	0	0	0	0	43
Johnson	g	4-7	0-0	2-6	7	3	10	0	2	0	1	1	0	29
King	g	0-2	0-0	0-0	2	1	0	0	0	0	0	0	0	7
Spalding	g	0-2	0-0	1-2	5	1	1	0	0	0	1	0	1	16
Mahmoud	g	4-6	0-0	4-6	8	2	12	1	1	3	2	0	1	24
Levitich	g	0-1	0-1	0-1	0	0	0	0	0	0	0	1	0	6
McMahon	2-3	1-2	2-3	1	0	7	0	0	0	0	0	0	5	5
TEAM	4													
TOTALS	26-63	8-26	16-30	46	16	76	13	15	5	10	225			
Total FG%	1st Half: 11-23	47.8%	2nd Half: 11-32	34.4%	Game: 41.3%									
3-Pt. FG%	1st Half: 4-10	40.0%	2nd Half: 3-12	25.0%	Game: 30.8%									
F Throw%	1st Half: 3-7	42.9%	2nd Half: 4-8	50.0%	Game: 53.3%									
Deadball Rebounds:	7													

Home: Syracuse (16-11, 8-6 ACC)													
PLAYER		FG-FGA	3G-3GA	FT-FTA	R	PF	TP	A	TO	B	S	MP	
White III	f	7-24	2-14	6-6	8	4	22	1	2	0	1	45	
Lydon	f	5-11	2-6	2-2	9	2	14	4	2	3	3	45	
Thompson	c	5-6	0-0	1-2	1	4	11	0	1	1	1	18	
Gillon	g	3-11	3-7	2-2	4	4	11	5	5	0	1	45	
Battle	g	1-7	0-5	0-0	3	2	2	1	1	0	0	26	
Howard	g	3-4	1-2	1-1	1	3	8	2	3	0	1	19	
Roberson		2-2	0-0	0-2	8	3	4	3	0	0	1	27	
TEAM					4				1				
TOTALS		26-65	8-34	12-15	38	22	72	16	15	4	8	225	
Total FG%	1st Half: 10-25		40.0%	2nd Half: 13-28			46.4%					Game: 40.0%	
3-Pt. FG%	1st Half: 3-13		23.1%	2nd Half: 3-14			21.4%					Game: 23.5%	
F Throw%	1st Half: 2-2		100.0%	2nd Half: 4-5			80.0%					Game: 80.0%	
Deadball Rebounds:													

Officials: Mike Roberts, Michael Stephens, John Gaffney
Technical fouls: Syracuse-none, Louisville-none.
Attendance: 25,303

Score by Periods	1st	2nd	OT	Total
Louisville	29	29	18	76
Syracuse	25	33	14	72

GAME 28

Georgia Tech 71
Syracuse 65 

Feb. 19 | McCamish Pavilion | Atlanta, Ga.

Taurean Thompson tallied his first-career double-double and the Orange came as close as two points in the final three minutes of play at McCamish Pavilion, but the comeback fell short as Syracuse (16-12, 8-7 ACC) lost to Georgia Tech (16-11, 7-7 ACC), 71-65, in Atlanta.

"[I thought the bad part of the game [was when] we didn't move the ball as well as we need to against that matchup. We got some pretty good looks and didn't make them." - Jim Boeheim

Thompson scored a team-high 18 points and grabbed a career-high 12 rebounds. The freshman had 14 first-half points to lead the Orange to a 32-29 halftime lead.

Georgia Tech put up a 20-5 run to start the second half and claim a 49-37 lead out of the locker room. The Yellow Jackets continued the push, as Syracuse faced a 13-point 60-47 deficit with 3:21 on the clock. Andrew White III cut the Yellow Jackets' lead to 10 with a long 3-pointer. White III finished the night with 17 points, marking his 27th double-digit game this season.

Frank Howard hit another 3-pointer to bring the Orange within seven, 62-55, with 2:36 to play. Syracuse continued the momentum, as a pair of layups from Tyler Lydon and Thompson closed the gap to six, 65-59, before Syracuse called timeout with 1:41 remaining. Lydon finished the night with a career-high and game-leading 15 rebounds.

Both clubs added a basket before Thompson hit a layup off of an offensive rebound to bring the game back within six, 67-61. With 58 seconds remaining, Tyus Battle grabbed an offensive rebound and found John Gillon, who drained a 3-pointer from the corner cut the deficit to three, 67-64.

A free throw from Lydon brought the Orange within two, 67-65, after an inbound steal and a foul to mark the closest Syracuse would come for the remaining seconds of the game.

The Orange were unable to tie the game, as four-straight free throws from the Yellow Jackets closed out action in Atlanta on top, 71-65.

Gillon surpassed Brandon Triche on Syracuse's all-time list for consecutive free throws, as the guard now owns the top spot with 38-straight this season. Triche set the previous record of 37 for the Orange in 2011.

Visitor: Syracuse (16-12, 8-7 ACC)													
PLAYER		FG-FGA	3G-3GA	FT-FTA	R	PF	TP	A	TO	B	S	MP	
White III	f	6-16	4-12	1-2	7	4	17	0	2	0	1	40	
Lydon	f	3-11	0-2	1-2	15	3	7	1	0	2	2	40	
Thompson	c	8-21	0-0	2-3	12	4	18	1	0	3	2	33	
Gillon	g	2-10	1-7	2-2	0	3	7	6	5	0	0	35	
Battle	g	4-8	2-6	1-2	1	2	11	4	3	2	1	33	
Howard		2-4	1-3	0-1	0	1	5	2	2	0	1	12	
Roberson		0-0	0-0	0-0	2	4	0	1	1	0	0	7	
TEAM					4								
TOTALS		25-70	8-30	7-12	41	21	65	15	13	7	7	200	
Total FG%	1st Half: 13-32		40.6%	2nd Half: 12-38			31.6%					Game: 35.7%	
3-Pt. FG%	1st Half: 4-13		30.8%	2nd Half: 4-17			23.5%					Game: 26.7%	
F Throw%	1st Half: 2-3		66.7%	2nd Half: 5-9			55.6%					Game: 58.3%	
Deadball Rebounds:	5												

Home: Georgia Tech (16-11, 7-7 ACC)													
PLAYER		FG-FGA	3G-3GA	FT-FTA	R	PF	TP	A	TO	B	S	MP	
Stephens	f	2-7	1-5	2-2	6	2	7	8	4	0	2	40	
Lammers	c	11-18	0-0	1-2	7	3	23	2	1	7	3	40	
Okogie	g	3-9	1-2	6-8	6	2	13	2	3	0	0	38	
Heath	g	2-6	0-1	3-4	6	3	7	5	2	0	1	38	
Heyward	g	0-0	0-0	1-2	4	3	1	0	0	0	0	13	
Moore	0-0	0-0	0-0	0	1	0	0	0	0	0	6		
Jackson	8-15	2-4	2-4	3	2	20	2	4	0	1	25		
TEAM					4				1				
TOTALS		26-55	4-12	15-22	36	16	71	19	15	7	7	200	
Total FG%	1st Half: 11-30		36.7%	2nd Half: 15-25			60.0%					Game: 47.3%	
3-Pt. FG%	1st Half: 3-8		37.5%	2nd Half: 1-4			25.0%					Game: 33.3%	
F Throw%	1st Half: 4-6		66.7%	2nd Half: 11-16			68.8%					Game: 68.2%	
Deadball Rebounds:	4												

Officials: Doug Shows, Tim Clougherty, Joe Lindsay
Technical fouls: Syracuse-none, Georgia Tech-none.
Attendance: 8,600

Score by Periods	1st	2nd	Total
Syracuse	32	33	65
Georgia Tech	29	42	71

GAME 29

Syracuse 78
#10/11 Duke 75 

Feb. 22 | Carrier Dome | Syracuse, N.Y.

For the second time this season, Syracuse (17-12, 9-7 ACC) used a buzzer-beating 3-pointer to claim victory. This time, it came from John Gillon, and the Orange defeated #10/11 Duke (22-6, 10-5 ACC), 78-75, at the Carrier Dome.

"The last play, we knew we were going to get the ball and we were just going to give it to John (Gillon) and go. We hoped there would be a little more time, so he could go all the way, but once in a while you get lucky, and we'll take it." - Jim Boeheim

The largest college basketball crowd of the season, 30,331, crammed the Dome and witnessed the last-second heroics.

Gillon had a game-high 26 points, including 19 in the second half. He made 9-of-14 from the field, including 3-of-4 3-pointers, and all five of his free throw attempts. He also added six assists on the night. Gillon extended his program-record free-throw streak to 43-straight.

Trailing 37-28 with 18:53 to play in the second half, the Orange climbed back with a 21-10 run to take the lead, 49-47. Gillon and Tyus Battle each had eight points during the stretch. The contest see-sawed the rest of the way as the team's knotted the score seven times over the last 12:30 of play.

With the Blue Devils up 68-65, Tyler Lydon scored inside and Battle hit a jumper to put SU ahead, 69-68, with 3:26 remaining. Duke answered on a Luke Kennard layup, but the Orange came right back on a Lydon post move, putting Syracuse ahead, 71-70, with 2:40 left.

Grayson Allen, who was 1-of-7 on 3-pointers at the time, drained a 3-pointer with 2:22 left and Duke led, 73-71. After Battle answered with a jumper, Amile Jefferson gave the Blue Devils and two-point advantage on two free throws.

Gillon converted a layup through traffic with 37 seconds on the clock to tie the game, 75-75. Kennard missed a jumper with eight seconds left and, after Lydon's defensive rebound, Syracuse got the ball to Gillon, who converted the crowded game-winner as time ran out.

Duke had clinched its largest lead of the game at 10 points in the first half, 33-23, until it was cut by a reverse layup from Gillon under pressure to leave the Orange trailing by eight, 33-25, heading to the locker room. Syracuse kept the game within single digits throughout the entire second half.

Visitor: Duke (22-6, 10-5 ACC)												
PLAYER		FG-FGA	3G-3GA	FT-FTA	R	PF	TP	A	TO	B	S	MP
Tatum	f	8-17	3-7	0-0	13	2	19	6	4	0	1	40
Jefferson	c	3-4	0-0	8-9	4	1	14	0	0	2	1	28
Allen	g	2-11	1-8	3-3	1	4	8	1	2	0	1	29
Kennard	g	8-19	5-9	2-3	7	4	23	5	0	1	0	37
Jones	g	1-6	1-5	0-0	5	2	3	2	1	1	2	40
Giles	3-3	0-0	0-0	4	1	6	0	0	0	0	0	11
Jackson	0-4	0-4	2-2	1	4	2	2	1	0	1	1	15
TEAM	1											
TOTALS	25-64	10-33	15-17	36	18	75	16	8	4	6	200	
Total FG%	1st Half: 12-32	37.5%	2nd Half: 13-32	40.6%	Game: 39.1%							
3-Pt. FG%	1st Half: 5-15	33.3%	2nd Half: 5-18	27.8%	Game: 30.3%							
F Throw%	1st Half: 4-5	80.0%	2nd Half: 11-12	91.7%	Game: 88.2%							
Deadball Rebounds:	1											

SYRACUSE

GAME 30

#7/6 **Louisville** 88
Syracuse 68



Feb. 26 | KFC Yum! Center | Louisville, Ky.

Freshman Tyus Battle scored a team-high 20 points to lead Syracuse in its 88-68 setback at No. 7/6 Louisville on Sunday, Feb. 26 at the KFC Yum! Center.

"I thought the first half we weren't aggressive offensively and we just dug a hole and we just couldn't climb out of it. We were too passive. We didn't attack the defense very well. The second half we were better." - Jim Boeheim

Battle scored 14 of his 20 points in the first half as he was one of only two players to make a field goal for the Orange prior to halftime. The other was Tyler Lydon, who posted his seventh double-double of the season with 17 points and 10 rebounds.

The Cardinals (23-6, 11-5) started the game with a hot hand, while the Orange were ice cold. Louisville hit five of its first six shots as it jumped out to a 9-2 lead at the 17:33 mark, forcing a Syracuse timeout. Battle went 1-for-2 from the free throw line and then hit a 3-pointer for the Orange's first basket to spark Syracuse on a 15-2 scoring run that gave Syracuse a 17-13 lead. Battle had nine points during the offensive outburst, including the final three on a basket from behind the arc with 10:04 on the clock.

A pair of free throws by Jaylen Johnson halted the Syracuse run as the Cardinals scored seven straight points to retake the lead. Taurean Thompson hit a pair of free throws to bring the Orange within two, 21-19, with 7:12 on the clock, but Louisville outscored Syracuse, 20-6, for the remainder of the half the Cardinals held a 41-25 halftime lead.

Louisville scored the first seven points of the second half to open up a 23-point advantage, its largest of the day, at 48-25. The Cardinals led 60-41 when John Gillon hit a pair of free throws to spark the Orange on a 9-1 scoring run. Gillon hit all four of his free attempts on the day, giving him a school-record 47 consecutive free throws made.

Gillon followed his free throws with a 3-pointer and Andrew White III hit a jumper to cap the run and cut the deficit to 11, 61-50, at the 9:06 mark. But that was as close as Syracuse could get as Louisville maintained a double-digit lead for the remainder of the game, eventually matching its largest lead of the contest, and recorded the 88-68 final.

Visitor: Syracuse (17-13, 9-8 ACC)												
PLAYER		FG-FGA	3G-3GA	FT-FTA	R	PF	TP	A	TO	B	S	MP
White III	f	3-10	1-8	0-1	4	2	7	0	2	0	2	40
Lydon	f	4-10	1-6	8-8	10	4	17	1	3	0	3	21
Thompson	c	3-9	0-1	5-5	8	4	11	1	4	0	0	20
Gillon	g	2-6	2-4	4-4	0	3	10	3	3	0	1	34
Battle	g	7-17	3-8	3-4	2	1	20	0	1	0	0	37
Howard		1-3	1-2	0-0	1	0	3	2	2	0	1	9
Roberson		0-1	0-0	0-0	3	2	0	0	1	0	0	19
TEAM					0							
TOTALS		20-56	8-29	20-22	28	16	68	7	16	0	7	200
Total FG%	1st Half: 8-27		29.6%	2nd Half: 12-29			41.4%					Game: 35.7%
3-Pt. FG%	1st Half: 4-15		26.7%	2nd Half: 4-14			28.6%					Game: 27.6%
F Throw%	1st Half: 5-6		83.3%	2nd Half: 15-16			93.8%					Game: 90.9%
Deadball Rebounds:	1											

Home: Louisville (23-6, 11-5 ACC)												
PLAYER		FG-FGA	3G-3GA	FT-FTA	R	PF	TP	A	TO	B	S	MP
King	f	0-2	0-1	1-2	2	0	1	1	1	0	0	13
Spalding	f	8-9	0-0	2-6	11	3	18	2	3	1	2	28
Mahmoud	c	4-5	0-0	0-0	9	4	8	2	2	1	4	25
Snider	g	5-9	2-5	0-0	3	2	12	6	0	0	0	34
Mitchell	g	9-16	6-10	1-2	5	4	25	4	2	2	0	34
Hicks		0-0	0-0	0-0	0	0	0	0	0	0	0	1
Johnson		1-3	1-1	2-4	1	1	5	1	0	0	0	13
Mathiang		1-3	0-0	0-3	2	2	0	3	1	0	1	13
Adel		5-9	0-1	7-9	3	2	17	2	2	0	0	23
Levitich		0-0	0-0	0-0	1	0	0	0	1	0	0	8
McMahon		0-2	0-2	0-0	1	1	0	0	1	0	0	8
TEAM				0								
TOTALS		33-58	9-20	13-23	39	19	88	18	15	3	8	200
Total FG%	1st Half: 14-26	53.8%	2nd Half: 19-32	59.4%							Game: 56.9%	
3-Pt. FG%	1st Half: 6-10	60.0%	2nd Half: 3-10	30.0%							Game: 45.0%	
F Throw%	1st Half: 7-12	58.3%	2nd Half: 6-11	54.5%							Game: 56.5%	
Deadball Rebounds:	1											

Officials: Roger Ayers, Doug Shows, Lee Cassell
Technical fouls: Syracuse-none, Louisville-none.
Attendance: 22,482

Score by Periods	1st	2nd	Total
Syracuse	25	43	68
Louisville	41	47	88

GAME 31

Syracuse 90
Georgia Tech 61



March 4 | Carrier Dome | Syracuse, N.Y.

Andrew White III tied Gene Waldron's Syracuse Carrier Dome record with a career-high 40 points to lead the Orange (18-13, 10-8 ACC) to a 90-61 victory against Georgia Tech (17-14, 8-10 ACC).

"I think our defense was better than it's been. Obviously, when you shoot the ball like that from the three it is hard to beat that." - Jim Boeheim

The 30,448 fans in attendance, which marked the largest on-campus crowd in college basketball this season, watched as White III went 12-for-16 from the floor, including 8-of-9 from 3-point range. His eight trifectas were one short of the school single-game record, and he came up one point shy of the overall Dome scoring record held by Rutgers' Quincy Douby.

John Gillon scored 10 points and dished out 10 assists to post his third double-double of the year. Late in the first half, he missed his second foul shot, ending his school-record streak at 48 straight made free throws. That total tied Virginia's Jeff Lamp for the third-longest streak in ACC history.

The Orange hit six of their first seven shots from the floor, including four 3-pointers, and led 16-4 at the 15:07 mark. Syracuse cooled off after that, but still led 22-13 with eight minutes to go in the opening stanza.

The hosts used an 11-5 run to take a 33-18 advantage with 5:18 to go before intermission. A Gillon layup gave the Orange a 38-22 advantage, but Tech tallied the last four points of the half to make the score 38-26 at the break.

In the second half, the Yellow Jackets extended their run to 13-0, closing the gap to 38-35. White III ended the Tech run with a 3-pointer and he pushed the margin to back to seven, 44-37, with another trifecta at the 15:26 mark.

After the Yellow Jackets drew to within five, 49-44, at the 12:12 mark, White III keyed a 21-2 Syracuse surge that put the game away. He scored 17 of his 40 points during the run. Another 3-pointer by Gillon stretched the Orange lead to 25 points, 73-48. Tech never got closer than 23 the rest of the way.

Visitor: Georgia Tech (17-14, 8-10 ACC)													
PLAYER	FG-FGA	3G-3GA	FT-FTA	R	PF	TP	A	TO	B	S	MP		
Heyward	f	0-1	0-0	0-0	4	0	0	1	2	0	2	9	
Lammers	c	5-9	0-0	0-0	9	0	10	3	1	2	2	37	
Okogie	g	6-8	0-0	4-5	4	3	16	0	3	1	2	34	
Heath	g	2-5	1-2	0-0	2	3	5	2	2	0	0	31	
Stephens	g	5-13	2-8	0-0	6	2	12	4	1	0	1	34	
Moore	2-4	0-0	0-0	0	1	4	2	1	0	0	0	17	
Jackson	4-14	1-7	2-6	0	4	11	3	4	0	0	0	25	
Price	0-2	0-2	0-0	1	0	0	0	0	1	1	3	3	
Ogbonna	0-0	0-0	0-0	0	1	0	0	0	0	0	0	4	
McCormick	1-1	1-1	0-0	1	1	3	0	0	0	0	0	6	
TEAM				4				2					
TOTALS	25-57	5-20	6-11	31	15	61	15	16	4	8	200		
Total FG%	1st Half: 11-26	42.3%	2nd Half: 14-31	45.2%							Game: 43.9%		
3-Pt. FG%	1st Half: 2-9	22.2%	2nd Half: 3-11	27.3%							Game: 25.0%		
F Throw%	1st Half: 2-5	40.0%	2nd Half: 4-6	66.7%							Game: 54.5%		
Deadball Rebounds:	2												

Home: Syracuse (18-13, 10-8 ACC)												
PLAYER		FG-FGA	3G-3GA	FT-FTA	R	PF	TP	A	TO	B	S	MP
White III	f	12-16	8-9	8-9	3	3	40	2	0	0	2	39
Lydon	f	2-4	1-1	2-2	13	3	7	3	2	3	1	37
Thompson	c	2-4	1-2	0-0	2	1	5	0	1	0	0	15
Gillon	g	4-9	1-2	1-2	0	0	10	10	3	0	2	36
Battle	g	6-11	4-7	6-6	4	3	22	1	1	1	1	38
Howard		0-2	0-2	0-0	3	0	0	1	2	0	1	5
Autry		0-1	0-1	0-1	1	0	0	0	0	0	1	1
Roberson		2-3	0-0	0-2	3	2	4	1	1	0	1	24
Belvey		0-1	0-0	0-0	0	0	0	0	1	0	0	1
Coleman		0-0	0-0	0-0	0	0	0	0	0	0	0	3
Adeyeye		1-3	0-0	0-0	3	0	2	0	1	0	0	1
TEAM				1				1				
TOTALS		29-54	15-24	17-22	33	12	90	18	13	4	9	200
Total FG%	1st Half:	13-23	56.5%	2nd Half:	16-31		51.6%					Game: 53.7%
3-Pt. FG%	1st Half:	5-10	50.0%	2nd Half:	10-14		71.4%					Game: 62.5%
F Throw%	1st Half:	7-10	70.0%	2nd Half:	10-12		83.3%					Game: 77.3%
Deadball Rebounds:	1											

Officials: Brian Dorsey, Clarence Armstrong, Evan Burroughs
Technical fouls: Syracuse-none, Georgia Tech-none.
Attendance: 30,448

Score by Periods	1st	2nd	Total
Georgia Tech	26	35	61
Syracuse	38	52	90

GAME 32

rv/rv **Miami** 62
Syracuse 57



March 8 | Barclays Center | Brooklyn, N.Y.

Andrew White III led the Orange with 22 points in Syracuse's (18-14, 10-8 ACC) 62-57 setback to Miami (21-10, 10-8 ACC) in the second round of the New York Life ACC Tournament at Barclays Center in Brooklyn.

"We got them in foul situation early and got back in the game. Down the stretch, we missed two, and they made two, and that was the difference in the game." - Jim Boeheim

The Hurricanes used an early 10-0 run to establish momentum in the first half, and headed to the locker room with an eight-point, 36-28, cushion over the Orange.

Despite the deficit, White III tallied nine-straight points to end the first half for Syracuse. The guard had 13 first-half points and 22 total on the day, as he shot 6-of-12 from the field, including 1-of-6 from 3-point range, and 9-of-10 from the foul line. White's performance marked the ninth game in the last 12 with 20-or-more points.

Syracuse claimed its first lead of the

SYRACUSE

GAME 33

Syracuse 90
UNC Greensboro 77

March 15 | Carrier Dome | Syracuse, N.Y.

Syracuse (19-14) improved to 4-0 all-time versus UNC Greensboro with a 90-77 victory over the Spartans (25-10) in the opening round of the 2017 National Invitation Tournament (NIT) Wednesday, March 15 at the Carrier Dome.

“We obviously shot the ball really well and played well. We made some bad turnovers that we really shouldn’t be making at this stage of the season. I don’t have an explanation for it” - Jim Boeheim

Andrew White III led four Orange in double figures against the Spartans. He scored 34 points on 11-of-15 shooting, including a Syracuse NIT-record seven 3-pointers. His seven trifectas raised his season total to 109, eclipsing Gerry McNamara’s school record of 107 set in 2004-05.

It was White III’s second straight 30-point game at the Dome. He tallied a career-high 40 points in SU’s 90-61 home victory against Georgia Tech on March 4.

Tyus Battle tallied 20 points versus UNCG, while classmate Taurean Thompson chipped in 12. Tyler Lydon added 13 points and a game-high 10 rebounds to post his eighth double-double of the year.

Battle and Thompson got Syracuse going early, combining for the Orange’s first seven points to stake the home team to a five-point advantage, 7-2, at the first media timeout. The Spartans whittled the SU lead to one, 10-9, on a 3-pointer by Francis Alonso with 14:22 remaining before an 8-2 Orange run, capped by two White III 3-pointers, put SU back in front, 18-11, at the 12:36 mark.

The Spartans absorbed the Orange surge and rallied for 24-23 lead on a 3-point basket by Demetrius Troy with 9:12 left in the opening stanza. However, Syracuse tallied 12 straight points to pull ahead 35-24 and held a 47-37 advantage at the break.

In the second half, the Orange opened up its largest lead of the game, 69-47, on a pair of free throws by Battle with 11:57 to go. The Spartans used an 11-0 run late in the game to trim the margin to 81-74 with 2:05 left, but the Orange sank nine of its 10 free throws down the stretch to put the finishing touches on the victory.

Visitor: UNC Greensboro (25-10)													
PLAYER	FG-FGA	3G-3GA	FT-FTA	R	PF	TP	A	TO	B	S	MP		
Galloway	f 2-4	0-0	0-0	3	0	4	0	0	0	0	8		
Baldwin	f 8-15	1-5	2-4	8	2	19	9	3	0	3	38		
White	c 7-12	0-2	2-3	3	5	16	3	3	0	2	25		
Smith	g 4-12	1-7	0-1	3	5	9	3	0	0	0	27		
Alonso	g 1-9	1-6	0-0	1	2	3	1	3	0	0	27		
Massey	0-0	0-0	0-0	0	2	0	0	0	0	1	7		
Troy	5-10	4-8	0-0	2	2	14	3	1	0	2	25		
Dickey	6-8	0-0	0-0	4	5	12	1	1	0	0	25		
Kulper	0-1	0-1	0-0	2	1	0	2	1	0	0	18		
TEAM				2									
TOTALS	33-71	7-29	4-8	28	24	77	22	12	0	8	200		
Total FG%	1st Half: 16-32	50.0%	2nd Half: 17-39	43.6%	Game: 46.5%								
3-Pt. FG%	1st Half: 5-13	38.5%	2nd Half: 2-16	12.5%	Game: 24.1%								
F Throw%	1st Half: 0-0	0.0%	2nd Half: 4-8	50.0%	Game: 50.0%								
Deadball Rebounds:	2												

Home: Syracuse (19-14)													
PLAYER	FG-FGA	3G-3GA	FT-FTA	R	PF	TP	A	TO	B	S	MP		
White III	f 11-15	7-9	5-6	6	2	34	0	1	0	1	40		
Lydon	f 3-9	0-2	7-7	10	3	13	4	4	2	1	40		
Thompson	c 5-6	0-0	2-4	8	3	12	0	3	0	0	18		
Gillon	g 0-0	0-0	4-4	1	1	4	5	4	0	0	28		
Battle	g 7-16	1-7	5-5	2	2	20	4	0	0	3	35		
Howard	1-4	1-3	0-0	0	1	3	4	1	0	1	17		
Roberson	2-2	0-0	0-2	7	0	4	3	3	1	2	22		
TEAM				2									
TOTALS	29-52	9-21	23-28	36	12	90	20	17	3	8	200		
Total FG%	1st Half: 18-28	64.3%	2nd Half: 11-24	45.8%	Game: 55.8%								
3-Pt. FG%	1st Half: 6-10	60.0%	2nd Half: 3-11	27.3%	Game: 42.9%								
F Throw%	1st Half: 5-8	62.5%	2nd Half: 18-20	90.0%	Game: 82.1%								
Deadball Rebounds:	4												

Officials: Kevin O’Connell, Evan Burroughs, Clarence Armstrong
Technical fouls: Syracuse-none, UNC Greensboro-none.
Attendance: 4,288

Score by Periods	1st	2nd	Total
UNC Greensboro	37	40	77
Syracuse	47	43	90

GAME 34

Ole Miss 85 **ESPN 2**
Syracuse 80

March 18 | Carrier Dome | Syracuse, N.Y.

The Orange’s season came to a close with an 85-80 loss to fifth-seeded Ole Miss in the second round of the 2017 National Invitation Tournament (NIT). Syracuse finishes the campaign 19-15.

“This game is really a microcosm of our season. We fight hard, we battle. When our shots aren’t going, we aren’t able to stop the other team’s shooters.” - Jim Boeheim

The difference in the game was 3-point shooting. The Rebels were 15-of-32 (.469) from long range. By comparison, the Orange were 8-of-30 (.267) from beyond the arc, including 2-for-13 (.154) in the first half.

Andrew White III and Taurean Thompson led Syracuse with 18 points apiece. Tyler Lydon finished with 15 points and 14 rebounds, to post his second straight double-double.

The Orange struggled to shoot the ball early. Syracuse started the game 8-for-23 from the floor and missed its first nine 3-point attempts. Meanwhile, the Rebels connected on six of their first 10 shots, including a pair of 3-pointers, to claim a 17-12 advantage midway through the first half.

Frank Howard gave Syracuse a spark with a 3-pointer to tie the score at 25-25 with 6:30 left in the half, and scoring all seven of his points in a 12-0 run that gave SU a 34-25 advantage. A layup by Davis at the 2:08 mark stopped the Orange rally. The Rebels ended the half with three straight triples to cut the SU lead to 38-36 at the break.

In the second half, Ole Miss continued to hurt the Orange from behind the arc. Davis buried two threes and Burnett made one during a 15-0 run that spanned both halves. The scoring spree erased the deficit and put the visitors up seven, 45-38.

The Orange responded with six consecutive points and tied the game at 47-all on a Battle 3-pointer with 14:54 remaining. However, five straight points by Neal put the Rebels back on top, 52-37.

White III capped an 8-2 Syracuse spurt with a 3-pointer at the 4:14 mark to tie the score, 71-71. Neal and White III traded threes to knot things up again, 74-74, however, a 9-4 run by the Rebels put Ole Miss ahead, 83-78, with 49 seconds to play. A jumper by Battle with 39 ticks on the clock made it a one-possession game, but Neal sank two free throws to clinch the victory.

Visitor: Ole Miss (22-13)													
PLAYER	FG-FGA	3G-3GA	FT-FTA	R	PF	TP	A	TO	B	S	MP		
Tyree	f 0-6	0-5	0-0	0	1	0	4	4	0	1	17		
Salz	f 4-13	0-1	2-2	12	3	10	1	3	0	3	32		
Furmanavicius	c 1-3	0-0	2-3	4	3	4	0	1	1	0	28		
Burnett	g 7-11	5-9	0-0	3	1	19	9	1	0	0	33		
Davis	g 11-14	6-7	2-4	7	2	30	2	3	0	2	33		
Neal	4-7	3-6	4-4	1	4	15	0	1	0	1	25		
Hymon	1-2	0-0	0-0	3	3	2	1	1	0	2	20		
Brooks	1-6	1-4	2-2	3	1	5	0	0	0	0	12		
TEAM				5									
TOTALS	29-62	15-32	12-15	38	18	85	17	15	1	9	200		
Total FG%	1st Half: 13-30	43.3%	2nd Half: 16-32	50.0%	Game: 46.8%								
3-Pt. FG%	1st Half: 5-16	31.3%	2nd Half: 10-16	62.5%	Game: 46.9%								
F Throw%	1st Half: 5-5	100.0%	2nd Half: 7-10	70.0%	Game: 80.0%								
Deadball Rebounds:	2												


Home: Syracuse (19-15)													
PLAYER	FG-FGA	3G-3GA	FT-FTA	R	PF	TP	A	TO	B	S	MP		
White III	f 4-11	3-9	7-7	3	3	18	0	2	0	1	40		
Lydon	f 5-14	1-6	4-6	14	3	15	1	4	2	2	40		
Thompson	c 8-11	0-0	2-3	8	3	18	1	0	2	5	27		
Gillon	g 1-3	0-1	1-2	3	3	3	8	2	0	1	24		
Battle	g 7-17	3-11	0-1	4	3	17	2	1	0	1	37		
Howard	3-8	1-3	0-0	1	1	7	2	2	1	0	19		
Roberson	1-1	0-0	0-0	1	0	2	0	2	0	1	13		
TEAM				2									
TOTALS	29-65	8-30	14-19	36	16	80	14	13	5	11	200		
Total FG%	1st Half: 14-34	41.2%	2nd Half: 15-31	48.4%	Game: 44.6%								
3-Pt. FG%	1st Half: 2-13	15.4%	2nd Half: 6-17	35.3%	Game: 26.7%								
F Throw%	1st Half: 8-9	88.9%	2nd Half: 6-10	60.0%	Game: 73.7%								
Deadball Rebounds:	1												

Officials: Karl Hess, Wally Rutecki, Jose Carrion
Technical fouls: Syracuse-none, Ole Miss-none.
Attendance: 9,556

Score by Periods	1st	2nd	Total
Ole Miss	36	49	85
Syracuse	38	42	80






























Andrew White III (3) finished with 34 points in the NIT win versus UNC Greensboro. Tyler Lydon (20) had 15 points and 14 rebounds in his final Syracuse appearance against Ole Miss.



SYRACUSE

Series Records With 2017-18 Opponents

	Team	2016-17 Record	Series* Record	1st Meeting	Last SU Win	Last Opp Win	SU Streak
	Boston College	9-23	46-25	1959-60	2016-17	2016-17	1W
	Buffalo	17-15	27-5	1917-18	2001-02	1962-63	17W
	Clemson	17-16	2-4	1960-61	2016-17	2015-16	1W
	Colgate	10-22	124-45	1901-02	2016-17	1961-62	51W
	Connecticut	16-17	55-38	1955-56	2015-16	2016-17	1L
	Cornell	8-21	91-31	1900-01	2016-17	1968-69	37W
	Duke	28-9	5-5	1965-66	2016-17	2014-15	2W
	Eastern Michigan	16-17	4-1	1996-97	2016-17	1996-97	4W
	Florida State	26-9	7-2	1989-90	2016-17	2015-16	1W
	Georgetown	14-18	49-43	1929-30	2015-16	2016-17	2L
	Georgia Tech	21-16	5-4	1984-85	2016-17	2016-17	1W
	Iona	22-13	4-0	1978-79	2010-11		4W
	Kansas	31-5	3-2	1968-69	2008-09	2000-01	2W
	Louisville	25-9	8-18	1964-65	2014-15	2016-17	3L
	Maryland	24-9	3-5	1971-72	2013-14	1980-81	3W
	Miami	21-12	17-8	1963-64	2016-17	2016-17	1L
	North Carolina	33-7	4-9	1956-57	2013-14	2016-17	5L
	NC State	15-17	7-3	1990-91	2016-17	2015-16	2W
	Notre Dame	26-10	28-20	1913-14	2015-16	2016-17	1L
	Oakland	25-9	2-0	2008-09	2009-10		2W
	Pittsburgh	16-17	66-45	1913-14	2016-17	2016-17	1L
	St. Bonaventure	20-12	24-3	1923-24	2015-16	1980-81	14W
	Texas Southern	23-12	2-0	1997-98	2015-16		2W
	Toledo	17-17	2-0	1950-51	1990-91		2W
	Virginia	23-11	5-4	1983-84	2016-17	2015-16	2W
	Virginia Tech	22-11	8-3	1975-76	2015-16	2016-17	1L
	Wake Forest	19-14	5-0	2001-02	2016-17		5W

*series records do not reflect 101 wins vacated by the NCAA from 2004-07 and 2010-12

SYRACUSE

2017-18 Opponents

Boston College

Jan. 24, Carrier Dome, Syracuse, N.Y.; Feb. 28, Conte Forum, Chestnut Hill, Mass.



Jim Christian
Head Coach



Mike Laprey
MBB SID

General Information

Location:Chestnut Hill, Mass.
Enrollment:14,250
Nickname:Eagles
Colors:Maroon and Gold
Homecourt:Silvio O. Conte Forum
Capacity:8,606
Conference:Atlantic Coast

Team

2016-17 Record:9-23, 2-16
Starters Returning/Lost:2/3
Lettermen Returning/Lost:9/5
Head Coach:Jim Christian
Alma Mater:Rhode Island '88
Record at School:29-67, 3 years
Overall Record:272-220, 15 years
vs. Syracuse:1-5

SU vs. Boston College

Series Record*:SU leads, 46-25
Last Meeting:1/14/17, SU 76-53

Sports Information

Basketball SID:Mike Laprey
Office:(617) 522-2193
Cell:(401) 829-3747
E-Mail:laprey@mbc.edu
Website:www.bceagles.com


2017-18 Schedule

Date	Opponent	Time
11/10	MAINE	7:30 p.m.
11/12	SOUTH CAROLINA STATE	1:00 p.m.
11/14	SACRED HEART	7:00 p.m.
11/18	vs. Texas Tech !	12:00 p.m.
11/19	vs. Northwestern/La Salle !	TBD
11/22	COLGATE	4:00 p.m.
11/25	at Providence	8:00 p.m.
11/29	at Nebraska @	9:00 p.m.
12/2	at Hartford	7:00 p.m.
12/9	DUKE	12:00 p.m.
12/12	COLUMBIA	7:00 p.m.
12/17	CENTRAL CONNECTICUT ST.	1:00 p.m.
12/23	RICHMOND	1:00 p.m.
12/30	at Virginia	2:00 p.m.
1/3	CLEMSON	7:00 p.m.
1/6	WAKE FOREST	4:00 p.m.
1/9	at North Carolina	8:00 p.m.
1/13	DARTMOUTH	1:00 p.m.
1/15	FLORIDA STATE	7:00 p.m.
1/21	at Louisville	12:00 p.m.
1/24	at Syracuse	7:00 p.m.
1/31	VIRGINIA TECH	9:00 p.m.
2/4	GEORGIA TECH	12:00 p.m.
2/6	at Notre Dame	8:00 p.m.
2/10	MIAMI	2:00 p.m.
2/13	at Pittsburgh	7:00 p.m.
2/17	NOTRE DAME	4:00 p.m.
2/20	at NC State	7:00 p.m.
2/24	at Miami	2:00 p.m.
2/28	SYRACUSE	9:00 p.m.
3/3	at Florida State	2:00 p.m.
3/6	ACC Tournament at	TBD
3/10	Brooklyn, N.Y.	

! Basketball Hall of Fame Tip-off Tournament (Uncasville, Conn.)
@ ACC/Big Ten Challenge (Lincoln, Neb.)

Clemson

March 3, Carrier Dome, Syracuse, N.Y.



Brad Brownell
Head Coach



Ben Winterrowd
MBB SID

General Information

Location:Clemson, S.C.
Enrollment:21,957
Nickname:Tigers
Colors:Clemson Orange and Regalia
Homecourt:Littlejohn Coliseum
Capacity:9,000
Conference:Atlantic Coast

Team

2016-17 Record:17-16
Starters Returning/Lost:2/3
Lettermen Returning/Lost:7/6
Head Coach:Brad Brownell
Alma Mater:DePauw '91
Record at School:124-103, 7 years
Overall Record:288-188, 15 years
vs. Syracuse:2-2

SU vs. Clemson

Series Record*:Clemson leads, 4-2
Last Meeting:2/7/17, SU 82-81

Sports Information

Basketball SID:Ben Winterrowd
Office:(864) 656-1985
Cell:(630) 862-8828
E-Mail:winterrowd@clemson.edu
Website:www.clemsontigers.com

2017-18 Schedule

Date	Opponent	Time
11/10	WESTERN CAROLINA	7:00 p.m.
11/12	NORTH CAROLINA A&T	2:00 p.m.
11/16	vs. Ohio !	5:00 p.m.
11/17	vs. Dayton/Hofstra !	7/9:30 p.m.
11/19	vs. Auburn/Indiana State ! Old Dominion/Temple !	TBD
11/24	TEXAS SOUTHERN	TBD
11/29	at Ohio State @	7:00 p.m.
12/3	UNC ASHEVILLE	3:00 p.m.
12/9	SAMFORD	3:00 p.m.
12/16	vs. Florida #	4:30 p.m.
12/19	SOUTH CAROLINA	7:00 p.m.
12/22	LOUISIANA-LAFAYETTE	TBD
12/30	NC STATE	TBD
1/3	at Boston College	7:00 p.m.
1/6	LOUISVILLE	12:00 p.m.
1/11	at NC State	9:00 p.m.
1/13	MIAMI	3:00 p.m.
1/16	at North Carolina	7:00 p.m.
1/20	NOTRE DAME	4:00 p.m.
1/23	at Virginia	7:00 p.m.
1/28	at Georgia Tech	6:00 p.m.
1/30	NORTH CAROLINA	7:00 p.m.
2/3	at Wake Forest	2:00 p.m.
2/8	PITTSBURGH	7:00 p.m.
2/14	at Florida State	7:00 p.m.
2/18	DUKE	1:00 p.m.
2/21	at Virginia Tech	7:00 p.m.
2/24	GEORGIA TECH	3:00 p.m.
2/28	FLORIDA STATE	7:00 p.m.
3/3	at Syracuse	2:00 p.m.
3/6	ACC Tournament at	TBD
3/10	Brooklyn, N.Y.	

! Gildan Charleston Classic (Charleston, S.C.)
@ ACC/Big Ten Challenge (Columbus, Ohio)
MetroPCS Orange Bowl Classic (Sunrise, Fla.)

Buffalo

Dec. 19, Carrier Dome, Syracuse N.Y.



Nate Oats
Head Coach



Brian Wolff
MBB SID

General Information

Location:Buffalo, NY
Enrollment:29,850
Nickname:Bulls
Colors:Royal Blue and White
Homecourt:Alumni Arena
Capacity:6,783
Conference:Mid-American

Team

2016-17 Record:17-15, 11-7
Starters Returning/Lost:2/3
Lettermen Returning/Lost:7/6
Head Coach:Nate Oats
Alma Mater:Maranatha Baptist '98
Record at School:37-30, 2 years
Overall Record:Same
vs. Syracuse:first meeting

SU vs. Buffalo

Series Record*:SU leads, 27-5
Last Meeting:12/30/2001, SU 83-62

Sports Information

Basketball SID:Brian Wolff
Office:(716) 645-6993
Cell:(716) 359-2750
E-Mail:bcwolff@buffalo.edu
Website:www.ubbulls.com

2017-18 Schedule

Date	Opponent	Time
11/11	CANISIUS	1:00 p.m.
11/15	JACKSONVILLE ST.	7:00 p.m.
11/20	vs. Cincinnati !	7:30 p.m.
11/21	vs. Richmond/UAB !	5/7:30 p.m.
11/22	vs. Louisiana/Iowa/South Dakota State/Wyoming!	TBD
11/29	at Niagara	7:00 p.m.
12/2	ST. BONAVENTURE	2:00 p.m.
12/6	at Delaware	7:00 p.m.
12/9	CENTRAL PENN	2:00 p.m.
12/16	ROBERT MORRIS	2:00 p.m.
12/19	at Syracuse	7:00 p.m.
12/21	at Texas A&M	9:00 p.m.
12/28	NJIT	7:00 p.m.
1/2	TOLEDO	TBD
1/6	at Ball State	2:00 p.m.
1/9	at Akron	7:00 p.m.
1/13	MIAMI (OH)	2:00 p.m.
1/16	NORTHERN ILLINOIS	7:00 p.m.
1/19	at Western Michigan	7:00 p.m.
1/23	EASTERN MICHIGAN	7:00 p.m.
1/26	at Ohio	6:30 p.m.
1/30	at Kent State	TBD
2/3	WESTERN MICHIGAN	2:00 p.m.
2/6	at Central Michigan	7:00 p.m.
2/10	at Northern Illinois	TBD
2/13	KENT STATE	7:00 p.m.
2/17	BOWLING GREEN	3:30 p.m.
2/20	at Miami (OH)	7:00 p.m.
2/24	OHIO	3:30 p.m.
2/27	AKRON	7:00 p.m.
3/2	at Bowling Green	6:00 p.m.
3/5	Mid-American Conference	TBD
3/10	Tournament at Cleveland, Ohio	

! Cayman Islands Classic (George town, Cayman Islands)

*series records don't reflect 101 wins vacated by the NCAA from 2004-07 to 2010-12

Colgate

Dec. 9, Carrier Dome, Syracuse, N.Y.



Matt Langel
Head Coach



Chelsea Vielhauer
MBB SID

General Information

Location:Hamilton, N.Y.
Enrollment:2,922
Nickname:Raiders
Colors:Maroon and White
Homecourt:Cotterell Court
Capacity:3,100
Conference:Patriot League

Team

2016-17 Record:10-22, 8-10
Starters Returning/Lost:5/0
Lettermen Returning/Lost:12/3
Head Coach:Matt Langel
Alma Mater:Penn '00
Record at School:61-95, 6 years
Overall Record:61-95, 6 years
vs. Syracuse:0-6

SU vs. Colgate

Series Record*:SU leads, 124-45
Last Meeting:Sports Information

Sports Information

Basketball SID:Chelsea Vielhauer
Office:(315) 228-6761
Cell:(610) 937-4035
E-Mail:cvielhauer@colgate.edu
Website:www.gocolgateraiders.com

2017-18 Schedule

Date	Opponent	Time
11/10	at Connecticut	7:00 p.m.
11/16	CORNELL	7:00 p.m.
11/19	UMBC	2:00 p.m.
11/22	at Boston College	4:00 p.m.
11/25	COLUMBIA	2:00 p.m.
11/29	at Albany	7:00 p.m.
12/2	at Binghamton	2:00 p.m.
12/6	at Marist	7:30 p.m.
12/9	at Syracuse	2:00 p.m.
12/12	NJIT	7:00 p.m.
12/22	PITTSBURGH-BRADFORD	2:00 p.m.
12/29	at Holy Cross	7:00 p.m.
1/2	at American	7:00 p.m.
1/5	LAFAYETTE	TBD
1/8	NAVY	TBD
1/11	at Boston University	7:00 p.m.
1/15	BUCKNELL	7:00 p.m.
1/17	at Lehigh	7:00 p.m.
1/20	LOYOLA	2:00 p.m.
1/24	at Army West Point	7:00 p.m.
1/27	AMERICAN	2:00 p.m.
1/31	at Lafayette	7:00 p.m.
2/4	at Navy	12:00 p.m.
2/7	BOSTON UNIVERSITY	7:00 p.m.
2/12	at Bucknell	7:00 p.m.
2/14	LEHIGH	7:00 p.m.
2/17	at Loyola	12:00 p.m.
2/21	ARMY WEST POINT	7:00 p.m.
2/24	HOLY CROSS	2:00 p.m.
2/27	Patriot League Tournament	TBD
3/7		

SYRACUSE

2017-18 Opponents

Connecticut

Dec. 5, Madison Square Garden, New York, N.Y.



Kevin Ollie
Head Coach



Phil Chardis
MBB SID

General Information

Location: Storrs, Conn.
Enrollment: 30,474
Nickname: Huskies
Colors: National Flag Blue and White
Homecourt: Gampel Pavilion
Capacity: 10,167
Conference: American Athletic

Team

2016-17 Record: 16-17, 9-9
Starters Returning/Lost: 1/4
Lettermen Returning/Lost: 5/6
Head Coach: Kevin Ollie
Alma Mater: Connecticut '95
Record at School: 113-61, 5 years
Overall Record: Same
vs. Syracuse: 2-1

SU vs. Connecticut

Series Record*: SU leads, 55-38
Last Meeting: 12/5/17, Conn. 52-50

Sports Information

Basketball SID: Phil Chardis
Office: (860) 486-3531
Cell: (860) 771-3314
E-Mail: phil.chardis@uconn.edu
Website: www.uconnhuskies.com

2017-18 Schedule

Date	Opponent	Time
11/10	COLGATE	7:00 p.m.
11/14	STONY BROOK	7:00 p.m.
11/19	BOSTON UNIVERSITY	6:00 p.m.
11/23	vs. Oregon!	9:00 p.m.
11/24	vs. DePaul/Michigan State!	6:30/9 p.m.
11/26	vs. North Carolina/Portland!	TBD
	Arkansas/Oklahoma!	
11/29	COLUMBIA	7:00 p.m.
12/2	MONMOUTH	4:00 p.m.
12/5	vs. Syracuse @	9:00 p.m.
12/9	COPPIN STATE	TBD
12/21	at Arizona	9:00 p.m.
12/23	at Auburn	2:30 p.m.
12/30	WICHITA STATE	12:00 p.m.
1/3	at Tulsa	7:00 p.m.
1/6	EAST CAROLINA	12:00 p.m.
1/10	UCF	7:00 p.m.
1/13	at Tulane	1:00 p.m.
1/16	at Memphis	9:00 p.m.
1/20	VILLANOVA	12:00 p.m.
1/25	SMU	7:00 p.m.
1/28	at Temple	8:00 p.m.
1/31	at UCF	9:00 p.m.
2/3	CINCINNATI	12:00 p.m.
2/7	USF	7:00 p.m.
2/10	at Wichita State	TBD
2/15	TULSA	7:00 p.m.
2/18	at East Carolina	3:00 p.m.
2/22	at Cincinnati	7:00 p.m.
2/25	MEMPHIS	2:00/4:00 p.m.
2/28	TEMPLE	7:00 p.m.
3/4	at Houston	4:00 p.m.
3/8	American Athletic Tournament at	TBD
3/11	Orlando, Fla.	

!PK80-Phil Knight Invitational (Portland, Ore.)
@ Jimmy V Classic (New York, N.Y.)

Cornell

Nov. 10, Carrier Dome, Syracuse, N.Y.



Brian Earl
Head Coach



Jeremy Hartigan
MBB SID

General Information

Location: Ithaca, N.Y.
Enrollment: 13,700
Nickname: The Big Red
Colors: Carnelian Red and White
Homecourt: Newman Arena
Capacity: 4,473
Conference: The Ivy League

Team

2016-17 Record: 8-21, 4-10
Starters Returning/Lost: 3/2
Lettermen Returning/Lost: 9/4
Head Coach: Brian Earl
Alma Mater: Princeton '99
Record at School: 8-21, 1 year
Overall Record: 8-21, 1 year
vs. Syracuse: 0-1

SU vs. Cornell

Series Record*: SU leads, 91-31
Last Meeting: 12/27/16, SU 80-56

Sports Information

Basketball SID: Jeremy Hartigan
Office: (607) 255-9788
Cell: (607) 351-1675
E-Mail: jh295@cornell.edu
Website: www.cornellbigred.com

2017-18 Schedule

Date	Opponent	Time
11/10	at Syracuse	7:00 p.m.
11/13	BINGHAMTON	7:00 p.m.
11/16	at Colgate	7:00 p.m.
11/19	at Massachusetts-Lowell	2:00 p.m.
11/24	TOLEDO	4:00 p.m.
11/27	at Duquesne	7:00 p.m.
12/2	at Northeastern	4:00 p.m.
12/16	at Longwood	2:00 p.m.
12/20	LAFAYETTE	7:00 p.m.
12/23	NIAGARA	1:00 p.m.
12/28	at Delaware	2:00 p.m.
12/30	at Auburn	TBD
1/5	CENTRAL PENN	5:30 p.m.
1/12	at Penn	TBD
1/13	at Princeton	7:00 p.m.
1/20	at Columbia	TBD
1/27	COLUMBIA	4:00 p.m.
2/2	DARTMOUTH	7:00 p.m.
2/3	HARVARD	6:00 p.m.
2/9	at Brown	7:00 p.m.
2/10	at Yale	7:00 p.m.
2/16	PRINCETON	8:00 p.m.
2/17	PENN	6:30 p.m.
2/23	YALE	7:00 p.m.
2/24	BROWN	6:00 p.m.
3/2	at Harvard	7:00 p.m.
3/3	at Dartmouth	7:00 p.m.
3/10	Ivy League Tournament at	TBD
3/11	Philadelphia, Pa.	

*series records don't reflect 101 wins vacated by the NCAA from 2004-07 to 2010-12

Duke

Feb. 24, Cameron Indoor Stadium, Durham, N.C.



Mike Krzyzewski
Head Coach



Cory Walton
MBB SID

General Information

Location: Durham, N.C.
Enrollment: 6,485
Nickname: Blue Devils
Colors: Duke Blue and White
Homecourt: Cameron Indoor Stadium
Capacity: 9,314
Conference: Atlantic Coast

Team

2016-17 Record: 28-9, 11-7
Starters Returning/Lost: 1/4
Lettermen Returning/Lost: 7/9
Head Coach: Mike Krzyzewski
Alma Mater: Army '69
Record at School: 998-271, 37 years
Overall Record: 1,071-339, 42 years
vs. Syracuse: 4-4

SU vs. Duke

Series Record*: 5-5
Last Meeting: 2/22/17, SU 78-75

Sports Information

Basketball SID: Cory Walton
Office: (919) 668-1712
Cell: (765) 337-2063
E-Mail: cory.walton@duke.edu
Website: www.goduke.com

2017-18 Schedule

Date	Opponent	Time
11/10	ELON	7:00 p.m.
11/11	UTAH VALLEY	7:00 p.m.
11/14	vs. Michigan State!	7:00 p.m.
11/17	SOUTHERN	7:00 p.m.
11/20	FURMAN @	7:00 p.m.
11/23	vs. Portland State @	4:30 p.m.
11/24	vs. Butler/Texas @	3/5:30 p.m.
11/26	vs. Florida/Stanford/Ohio State/ Gonzaga @	TBD
11/29	at Indiana #	9:30 p.m.
12/2	SOUTH DAKOTA	3:30 p.m.
12/5	SAINT FRANCIS (PA)	9:00 p.m.
12/9	at Boston College	12:00 p.m.
12/20	EVANSVILLE	7:00 p.m.
12/30	FLORIDA STATE	2:00 p.m.
1/6	at North Carolina State	TBD
1/10	at Pittsburgh	7:00 p.m.
1/13	WAKE FOREST	12:00 p.m.
1/15	at Miami	7:00 p.m.
1/20	PITTSBURGH	4:00 p.m.
1/23	at Wake Forest	9:00 p.m.
1/27	VIRGINIA	2:00 p.m.
1/29	NOTRE DAME	7:00 p.m.
2/3	at St. John's	12:00 p.m.
2/8	at North Carolina	8:00 p.m.
2/11	at Georgia Tech	6:00 p.m.
2/14	VIRGINIA TECH	7:00 p.m.
2/18	at Clemson	1:00 p.m.
2/21	LOUISVILLE	9:00 p.m.
2/24	SYRACUSE	TBD
2/26	at Virginia Tech	7:00 p.m.
3/3	NORTH CAROLINA	8:15 p.m.
3/6	ACC Tournament at	TBD
3/10	Brooklyn, N.Y.	

! State Farm Championship Classic (Chicago, Ill.)
@ Phil Knight Invitational (Portland, Ore.)
ACC/Big Ten Challenge (Bloomington, Ind.)

Eastern Michigan

Dec. 27, Carrier Dome, Syracuse, N.Y.



Rob Murphy
Head Coach



Kyler Ludlow
MBB SID

General Information

Location: Ypsilanti, Mich.
Enrollment: 22,340
Nickname: Eagles
Colors: White and Green
Homecourt: Convocation Center
Capacity: 7,784
Conference: Mid-American

Team

2016-17 Record: 16-17, 7-11 MAC
Starters Returning/Lost: 2/3
Lettermen Returning/Lost: 4/8
Head Coach: Rob Murphy
Alma Mater: Central State '96
Record at School: 107-97, 6 years
Overall Record: same
vs. Syracuse: 0-4

SU vs. Eastern Michigan

Series Record*: SU leads, 4-1
Last Meeting: 12/19/2016, SU 105-57

Sports Information

Basketball SID: Kyler Ludlow
Office: (734) 487-0318
Cell: (937) 489-4744
E-Mail: kludlow@emich.edu
Website: emueagles.com

2017-18 Schedule

Date	Opponent	Time
11/10	SPRING ARBOR	10:30 a.m.
11/12	MICHIGAN-DEARBORN	2:00 p.m.
11/16	ARKANSAS STATE!	7:00 p.m.
11/18	HOWARD!	2:00 p.m.
11/24	at Indiana!	4:30 p.m.
11/26	at USF!	TBD
11/29	at North Florida	7:00 p.m.
12/6	OAKLAND	7:00 p.m.
12/9	CENTRAL STATE	2:00 p.m.
12/16	at Long Beach State	TBD
12/22	at Oakland	7:00 p.m.
12/27	at Syracuse	7:00 p.m.
12/29	ROCHESTER COLLEGE	2:00 p.m.
1/2	at Ball State	7:00 p.m.
1/6	BOWLING GREEN	12:00 p.m.
1/9	CENTRAL MICHIGAN	7:00 p.m.
1/13	at Northern Illinois	TBD
1/16	AKRON	7:00 p.m.
1/20	OHIO	2:00 p.m.
1/23	at Buffalo	7:00 p.m.
1/27	at Miami (OH)	TBD
1/30	WESTERN MICHIGAN	7:00 p.m.
2/3	BALL STATE	12:00 p.m.
2/6	at Kent State	7:00 p.m.
2/10	at Bowling Green	TBD
2/13	MIAMI (OH)	7:00 p.m.
2/17	at Central Michigan	TBD
2/20	TOLEDO	7:00 p.m.
2/24	NORTHERN ILLINOIS	12:00 p.m.
2/27	at Western Michigan	7:00 p.m.
3/2	at Toledo	7:00 p.m.
3/5	Mid-American Conference	TBD
3/10	Tournament at Cleveland, Ohio	

! Hoosier Tipoff Classic

SYRACUSE

2017-18 Opponents

Florida State

Jan. 13, Tucker Center, Tallahassee, Fla.



Leonard Hamilton
Head Coach



Chuck Walsh
MBB SID

General Information

Location: Tallahassee, Fla.
Enrollment: 41,867
Nickname: Seminoles
Colors: Garnet and Gold
Homecourt: Donald L. Tucker Center
Capacity: 11,500
Conference: Atlantic Coast

Team

2016-17 Record: 26-9, 12-6
Starters Returning/Lost: 1/4
Lettermen Returning/Lost: 8/5
Head Coach: Leonard Hamilton
Alma Mater: Tennessee-Martin '71
Record at School: 282-196, 16 years
Overall Record: 482-406, 30 years
vs. Syracuse: 5-16

SU vs. Florida State

Series Record*: SU leads, 7-2
Last Meeting: 1/28/17, SU 82-72

Sports Information

Basketball SID: Chuck Walsh
Office: (850) 644-1077
Cell: (850) 694-2540
E-Mail: cwals@fsu.edu
Website: www.seminoles.com

2017-18 Schedule

Date	Opponent	Time
11/14	GEORGE WASHINGTON	7:00 p.m.
11/17	vs. Fordham!	6:00 p.m.
11/19	vs. Colorado State!	5:00 p.m.
11/22	KENNESAW STATE	2:00 p.m.
11/24	THE CITADEL!	8:00 p.m.
11/28	at Rutgers @	7:00 p.m.
12/4	at Florida	9:00 p.m.
12/6	LOYOLA	7:00 p.m.
12/10	vs. Tulane	12:00 p.m.
12/16	vs. Oklahoma State #	2:00 p.m.
12/18	CHARLESTON SOUTHERN	7:00 p.m.
12/21	SOUTHERN MISS	7:00 p.m.
12/30	at Duke	2:00 p.m.
1/3	NORTH CAROLINA	7:00 p.m.
1/7	at Miami	6:00 p.m.
1/10	LOUISVILLE	9:00 p.m.
1/13	SYRACUSE	2:00 p.m.
1/15	at Boston College	7:00 p.m.
1/20	at Virginia Tech	12:00 p.m.
1/24	GEORGIA TECH	7:00 p.m.
1/27	MIAMI	4:00 p.m.
1/31	at Wake Forest	8:00 p.m.
2/3	at Louisville	4:00 p.m.
2/7	VIRGINIA	7:00 p.m.
2/10	at Notre Dame	4:00 p.m.
2/14	CLEMSON	7:00 p.m.
2/18	PITTSBURGH	6:00 p.m.
2/25	at NC State	6:00 p.m.
2/28	at Clemson	7:00 p.m.
3/3	BOSTON COLLEGE	2:00 p.m.
3/6	ACC Tournament at	TBD
3/10	Brooklyn, N.Y.	

! Jamaica Classic (Montego Bay, Jamaica)
@ ACC/Big Ten Challenge (Piscataway, N.J.)
MetroPCS Orange Bowl Classic (Sunrise, Fla.)

Georgia Tech

Jan. 31, McCamish Pavilion, Atlanta, Ga.



Josh Pastner
Head Coach



Mike Stamus
MBB SID

General Information

Location: Atlanta, Ga.
Enrollment: 25,000
Nickname: Yellow Jackets, Ramblin' Wreck
Colors: Old Gold and White
Homecourt: McCamish Pavilion
Capacity: 8,600
Conference: Atlantic Coast

Team

2016-17 Record: 21-16, 8-10
Starters Returning/Lost: 2/3
Lettermen Returning/Lost: 6/7
Head Coach: Josh Pastner
Alma Mater: Arizona '97
Record at School: 21-16, 2 years
Overall Record: 188-89, 9 years
vs. Syracuse: 1-2

SU vs. Georgia Tech

Series Record*: SU leads, 5-4
Last Meeting: 3/4/17, SU 90-61

Sports Information

Basketball SID: Mike Stamus
Office: (404) 894-5446
Cell: (404) 218-9723
E-Mail: mstamus@athletics.gatech.edu
Website: www.ramblinwreck.com

2017-18 Schedule

Date	Opponent	Time
11/10	vs. UCLA in Shanghai, China	11:30 p.m.
11/19	BETHUNE COOKMAN!	2:00 p.m.
11/22	TEXAS-RIO GRANDE VALLEY!	7:30 p.m.
11/24	NORTH TEXAS!	4:00 p.m.
11/28	NORTHWESTERN @	7:00 p.m.
12/1	GRAMBLING STATE!	7:30 p.m.
12/3	TENNESSEE	6:00 p.m.
12/6	at Wofford	7:00 p.m.
12/17	FLORIDA A&M	4:00 p.m.
12/19	at Georgia	9:00 p.m.
12/22	WRIGHT STATE	9:00 p.m.
12/27	COPPIN STATE	7:30 p.m.
12/30	at Notre Dame	TBD
1/3	MIAMI	9:00 p.m.
1/6	YALE	7:00 p.m.
1/10	NOTRE DAME	7:00 p.m.
1/13	at Pittsburgh	2:00 p.m.
1/18	VIRGINIA	8:00 p.m.
1/20	at North Carolina	2:00 p.m.
1/24	at Florida State	7:00 p.m.
1/28	CLEMSON	6:00 p.m.
1/31	SYRACUSE	8:00 p.m.
2/4	at Boston College	12:00 p.m.
2/8	at Louisville	7:00 p.m.
2/11	DUKE	6:00 p.m.
2/14	at Wake Forest	9:00 p.m.
2/17	VIRGINIA TECH	12:00 p.m.
2/21	at Virginia	7:00 p.m.
2/24	at Clemson	3:00 p.m.
3/1	NC STATE	8:00 p.m.
3/3	WAKE FOREST	12:00 p.m.
3/6	ACC Tournament at	TBD
3/10	Brooklyn, N.Y.	

! Ramblin' Wreck Showcase
@ ACC/Big Ten Challenge (Atlanta, Ga.)

Georgetown

Dec. 16, Verizon Center, Washington D.C.



Patrick Ewing
Head Coach



Lori Hamamoto
MBB SID

General Information

Location: Washington, D.C.
Enrollment: 15,318
Nickname: Hoyas
Colors: Blue and Gray
Homecourt: Verizon Center
Capacity: 20,600
Conference: BIG EAST

Team

2016-17 Record: 14-18, 5-13
Starters Returning/Lost: 3/2
Lettermen Returning/Lost: 8/6
Head Coach: Patrick Ewing
Alma Mater: Georgetown '85
Record at School: first year
Overall Record: first year
vs. Syracuse: first meeting

SU vs. Georgetown

Series Record*: SU leads, 49-43
Last Meeting: 12/17/16, Georgetown, 78-71

Sports Information

Basketball SID: Lori Hamamoto
Office: (202) 687-2374
Cell: (917) 270-2787
E-Mail: lori.hamamoto@georgetown.edu
Website: www.guhoyas.com

2017-18 Schedule

Date	Opponent	Time
11/12	JACKSONVILLE	12:00 p.m.
11/15	MOUNT ST. MARY'S	7:00 p.m.
11/18	UMES	12:00 p.m.
11/25	at Richmond	TBD
11/28	MAINE	8:30 p.m.
12/3	COPPIN STATE	6:30 p.m.
12/7	HOWARD	8:30 p.m.
12/9	NORTH CAROLINA A&T	2:30 p.m.
12/16	SYRACUSE	12:30 p.m.
12/20	NORTH TEXAS	7:00 p.m.
12/23	ALABAMA A&M	12:00 p.m.
12/27	BUTLER	6:30 p.m.
12/30	at Marquette	4:30 p.m.
1/2	at DePaul	9:00 p.m.
1/6	CREIGHTON	12:00 p.m.
1/9	at St. John's	6:30 p.m.
1/13	at Seton Hall	12:00 p.m.
1/17	VILLANOVA	6:30 p.m.
1/20	ST. JOHN'S	12:00 p.m.
1/24	DEPAUL	8:30 p.m.
1/27	at Creighton	8:00 p.m.
2/3	at Xavier	6:00 p.m.
2/6	at Providence	8:30 p.m.
2/10	SETON HALL	4:00 p.m.
2/13	at Butler	6:30 p.m.
2/21	XAVIER	6:30 p.m.
2/24	PROVIDENCE	12:00 p.m.
2/26	MARQUETTE	7:00 p.m.
3/3	at Villanova	TBD
3/7	Big East Tournament at	TBD
3/10	New York, N.Y.	

*series records don't reflect 101 wins vacated by the NCAA from 2004-07 to 2010-12

Nov. 14, Carrier Dome, Syracuse, N.Y.



Tim Cluess
Head Coach



Brian Beyrer
MBB SID

General Information

Location: New Rochelle, N.Y.
Enrollment: 3,329
Nickname: Gaels
Colors: Maroon and Gold
Homecourt: Hynes Athletics Center
Capacity: 2,611
Conference: Metro Atlantic Athletic

Team

2016-17 Record: 22-13, 12-8
Starters Returning/Lost: 4/1
Lettermen Returning/Lost: 7/4
Head Coach: Tim Cluess
Alma Mater: Hofstra '83
Record at School: 162-78, 7 years
Overall Record: 260-101, 11 years
vs. Syracuse: 0-1

SU vs. Iona

Series Record*: SU leads, 4-0
Last Meeting: 12/18/10, SU 83-77

Sports Information

Basketball SID: Brian Beyrer
Office: (914) 637-2726
Cell: (914) 497-3136
E-Mail: bbeyrer@iona.edu
Website: www.ICGaels.com

2017-18 Schedule

Date	Opponent	Time
11/10	at Albany	7:00 p.m.
11/14	at Syracuse	7:00 p.m.
11/17	vs. Weber State!	8:00 p.m.
11/18	vs. TBD!	2:00/8:00 p.m.
11/19	vs. TBD!	TBD
11/28	at Ohio	7:00 p.m.
12/2	FAIRLEIGH DICKINSON	1:00 p.m.
12/9	at NJIT	4:30 p.m.
12/12	YALE	7:00 p.m.
12/17	vs. St. John's	4:30 p.m.
12/19	at Holy Cross	7:00 p.m.
12/21	at Rhode Island	7:00 p.m.
12/29	at Niagara	7:00 p.m.
12/31	at Canisius	2:00 p.m.
1/5	SAINT PETER'S	7:00 p.m.
1/7	FAIRFIELD	1:00 p.m.
1/11	SIENA	7:00 p.m.
1/14	RIDER	1:00 p.m.
1/19	at Monmouth	7:00/9:00 p.m.
1/21	CANISIUS	1:00 p.m.
1/27	vs. Manhattan	7:00 p.m.
1/29	at Fairfield	7:00 p.m.
2/2	QUINNIPAC	7:00 p.m.
2/4	at Marist	12:00 p.m.
2/8	MONMOUTH	7:00 p.m.
2/10	at Saint Peter's	12:00 p.m.
2/12	at Siena	7:00 p.m.
2/16	NIAGARA	7:00 p.m.
2/23	MANHATTAN	7:00/9:00 p.m.
2/25	at Rider	2:00 p.m.
3/1	MAAC Tournament at	TBD
3/5	Albany, N.Y.	

! Island of the Bahamas Showcase (Nassau, Bahamas)

SYRACUSE

2017-18 Opponents

Kansas

Dec. 2, American Airlines Arena, Miami, Fla.



Bill Self
Head Coach



Chris Theisen
MBB SID

General Information

Location: Lawrence, Kan.
Enrollment: 28,401
Nickname: Jayhawks
Colors: Crimson and Blue
Homecourt: Allen Fieldhouse
Capacity: 16,300
Conference: Big 12

Team

2016-17 Record: 31-5, 16-2
Starters Returning/Lost: 2/3
Lettermen Returning/Lost: 6/7
Head Coach: Bill Self
Alma Mater: Oklahoma State '85
Record at School: 416-87, 14 years
Overall Record: 623-193, 24 seasons
vs. Syracuse: 0-1

SU vs. Kansas

Series Record*: SU leads 3-2
Last Meeting: 11/25/2008, SU 89-81 OT

Sports Information

Basketball SID: Chris Theisen
Office: (785) 864-3417
Cell: (785) 331-9356
E-Mail: theisen@ku.edu
Website: www.KUathletics.com

2017-18 Schedule

Date	Opponent	Time
11/10	TENNESSEE STATE	8:00 p.m.
11/14	vs. Kentucky!	8:30 p.m.
11/17	SOUTH DAKOTA STATE	7:00 p.m.
11/21	TEXAS SOUTHERN @	7:00 p.m.
11/24	OAKLAND @	7:00 p.m.
11/28	TOLEDO @	7:00 p.m.
12/2	vs. Syracuse @	4:30 p.m.
12/6	vs. Washington #	8:00 p.m.
12/10	ARIZONA STATE	12:00 p.m.
12/16	at Nebraska \$	7:00 p.m.
12/18	OMAHA	6:00 p.m.
12/21	vs. Stanford	10:00 p.m.
12/29	at Texas	8:00 p.m.
1/2	TEXAS TECH	8:00 p.m.
1/6	at TCU	8:15 p.m.
1/9	IOWA STATE	8:00 p.m.
1/13	KANSAS STATE	11:00 a.m.
1/15	at West Virginia	8:00 p.m.
1/20	BAYLOR	5:00 p.m.
1/23	at Oklahoma	6:00 p.m.
1/27	TEXAS A&M %	3:30/6:00 p.m.
1/29	at Kansas State	8:00 p.m.
2/3	OKLAHOMA STATE	11:00 a.m.
2/6	TCU	8:00 p.m.
2/10	at Baylor	1:00 p.m.
2/13	at Iowa State	6:00 p.m.
2/17	WEST VIRGINIA	5:00 p.m.
2/19	OKLAHOMA	8:00 p.m.
2/24	at Texas Tech	3:00 p.m.
2/26	TEXAS	8:00 p.m.
3/3	at Oklahoma State	3:00 p.m.
3/7-	Big 12 Tournament at	TBD
3/10	Kansas City, Mo.	

! State Farm Champions Classic (Chicago, Ill.)
@ Hoophall Miami Invitational (Miami, Fla.)
Jayhawk Shootout (Kansas City, Mo.)
\$ Shelter Insurance Showcase (Lincoln, Neb.)
% Big 12/Sec Challenge (Lawrence, Kan.)

Maryland

Nov. 27, Carrier Dome, Syracuse, N.Y.



Mark Turgeon
Head Coach



Zac Bolno
MBB SID

General Information

Location: College Park, Md.
Enrollment: 38,140
Nickname: Terrapins
Colors: Red, White, Black and Gold
Homecourt: XFINITY Center
Capacity: 17,950
Conference: Big 10

Team

2016-17 Record: 24-9, 12-6
Starters Returning/Lost: 3/2
Lettermen Returning/Lost: 10/4
Head Coach: Mark Turgeon
Alma Mater: Kansas '87
Record at School: 138-68, 6 seasons
Overall Record: 388-227, 19 seasons
vs. Syracuse: 0-1

SU vs. Monmouth

Series Record*: Maryland leads, 5-3
Last Meeting: 2/27/14, SU 57-55

Sports Information

Basketball SID: Zack Bolno
Office: (301) 314-1482
Cell: (571) 220-4163
E-Mail: zbolno@umd.edu
Website: www.umterps.com

2017-18 Schedule

Date	Opponent	Time
11/10	at Stony Brook	7:00 p.m.
11/12	MARYLAND EAST SHORE	6:00 p.m.
11/15	BUTLER!	8:30 p.m.
11/18	BUCKNELL	TBD
11/20	JACKSON STATE	7:00 p.m.
11/24	vs. St. Bonaventure @	9:30 p.m.
11/25	vs. TCU/New Mexico @	3/6 p.m.
11/27	at Syracuse #	7:00 p.m.
12/1	PURDUE	7:00 p.m.
12/3	at Illinois	8:00 p.m.
12/7	OHIO	7:00 p.m.
12/9	GARDNER-WEBB	12:30 p.m.
12/12	CATHOLIC UNIVERSITY	7:00 p.m.
12/21	FAIRLEIGH DICKINSON	7:00 p.m.
12/29	MD-BALTIMORE COUNTY	8:00 p.m.
1/2	PENN STATE	7:00 p.m.
1/4	at Michigan State	8:00 p.m.
1/7	IOWA	8:00 p.m.
1/11	at Ohio State	7:00 p.m.
1/15	at Michigan	6:30 p.m.
1/18	MINNESOTA	8:30 p.m.
1/22	at Indiana	7:00 p.m.
1/28	MICHIGAN STATE	1:00 p.m.
1/31	at Purdue	8:30 p.m.
2/4	WISCONSIN	1:00 p.m.
2/7	at Penn State	6:30 p.m.
2/10	NORTHWESTERN	12:00 p.m.
2/13	at Nebraska	7:00 p.m.
2/17	RUTGERS	8:00 p.m.
2/19	at Northwestern	7:00 p.m.
2/24	MICHIGAN	12:00 p.m.
2/28-	Big Ten Tournament at	TBD
3/4	New York, N.Y.	

! Gavitt Games
@ Emerald Coast Classic (Destin, Fla.)
ACC/Big Ten Challenge (Syracuse, N.Y.)

Louisville

Feb. 5, KFC Yum Center, Louisville, Ky.



David Padgett
Acting Head Coach



Kenny Klein
MBB SID

General Information

Location: Louisville, Ky.
Enrollment: 23,000
Nickname: Cardinals
Colors: Red and Black
Homecourt: KFC Yum! Center
Capacity: 22,000
Conference: Atlantic Coast

Team

2016-17 Record: 25-9, 12-6
Starters Returning/Lost: 2/5
Lettermen Returning/Lost: 6/8
Acting Head Coach: David Padgett
Alma Mater: Louisville '08
Record at School: first year
Overall Record: first year
vs. Syracuse: 0-0

SU vs. Louisville

Series Record*: Louisville leads, 18-8
Last Meeting: 2/26/17, Louisville 88-68

Sports Information

Basketball SID: Kenny Klein
Office: (502) 852-6581
Cell: (502) 599-7865
E-Mail: kenny@gocards.com
Website: www.gocards.com

2017-18 Schedule

Date	Opponent	Time
11/12	GEORGE MASON	2:00 p.m.
11/17	NEBRASKA OMAHA	7:00 p.m.
11/21	SOUTHERN ILLINOIS	7:00 p.m.
11/24	SAINT FRANCIS	7:00 p.m.
11/28	at Purdue!	8:00 p.m.
12/3	SETON HALL @	4:00 p.m.
12/6	SIENA #	7:00 p.m.
12/9	INDIANA	2:00 p.m.
12/11	BRYANT #	7:00 p.m.
12/16	vs. Memphis #	12:00 p.m.
12/20	ALBANY #	9:00 p.m.
12/23	GRAND CANYON	TBD
12/29	at Kentucky	1:00 p.m.
1/2	PITTSBURGH	9:00 p.m.
1/6	at Clemson	12:00 p.m.
1/10	at Florida State	9:00 p.m.
1/13	VIRGINIA TECH	4:00 p.m.
1/16	at Notre Dame	7:00 p.m.
1/21	BOSTON COLLEGE	12:00 p.m.
1/24	at Miami	7:30 p.m.
1/27	WAKE FOREST	8:00 p.m.
1/31	at Virginia	7:00 p.m.
2/3	FLORIDA STATE	4:00 p.m.
2/5	SYRACUSE	7:00 p.m.
2/8	GEORGIA TECH	7:00 p.m.
2/11	at Pittsburgh	1:00 p.m.
2/17	NORTH CAROLINA	8:00/8:15 p.m.
2/21	at Duke	9:00 p.m.
2/24	at Virginia Tech	1:00 p.m.
3/1	VIRGINIA	8:00 p.m.
3/3	at NC State	6:00 p.m.
3/6-	ACC Tournament at	TBD
3/10	Brooklyn, N.Y.	

! ACC/Big Ten Challenge (West Lafayette, Ind.)
@ Billy Minardi Classic
Gotham Classic (New York, N.Y.)

Miami

Feb. 17, Bank United Center, Miami, Fla.



Jim Larrañaga
Head Coach



Carter Toole
MBB SID

General Information

Location: Coral Gables, Fla.
Enrollment: 16,188
Nickname: Hurricanes
Colors: Orange, Green and White
Homecourt: Watsco Center
Capacity: 7,972
Conference: Atlantic Coast

Team

2016-17 Record: 21-12, 10-8
Starters Returning/Lost: 4/3
Lettermen Returning/Lost: 7/2
Head Coach: Jim Larrañaga
Alma Mater: Providence '71
Record at School: 139-69, 6 years
Overall Record: 609-403, 33 years
vs. Syracuse: 3-3

SU vs. Miami

Series Record*: SU leads, 17-8
Last Meeting: 3/8/17, Miami 62-57

Sports Information

Basketball SID: Carter Toole
Office: (305) 284-3245
Cell: (615) 598-8540
E-Mail: jct108@miami.edu
Website: www.hurricanesports.com

2017-18 Schedule

Date	Opponent	Time
11/10	GARDNER WEBB	8:00 p.m.
11/12	NAVY	1:00 p.m.
11/16	FLORIDA A&M	7:00 p.m.
11/22	vs. LaSalle	6:00 p.m.
11/25	NORTH FLORIDA	4:00 p.m.
11/29	at Minnesota!	9:00 p.m.
12/2	vs. Princeton @	8:00 p.m.
12/5	BOSTON UNIVERSITY	7:00 p.m.
12/16	at George Washington	12:00 p.m.
12/23	at Hawaii #	1:00 a.m.
12/30	at Pittsburgh	4:00 p.m.
1/3	at Georgia Tech	9:00 p.m.
1/7	FLORIDA STATE	6:00 p.m.
1/13	at Clemson	3:00 p.m.
1/15	DUKE	7:00 p.m.
1/21	at North Carolina State	2:00 p.m.
1/24	LOUISVILLE	7:30 p.m.
1/27	at Florida State	4:00 p.m.
1/31	PITTSBURGH	7:00 p.m.
2/3	at Virginia Tech	2:00 p.m.
2/7	WAKE FOREST	7:00 p.m.
2/10	at Boston College	2:00 p.m.
2/13	VIRGINIA	9:00 p.m.
2/17	SYRACUSE	12:00 p.m.
2/19	at Notre Dame	7:00 p.m.
2/24	BOSTON COLLEGE	2:00 p.m.
2/27	at North Carolina	9:00 p.m.
3/3	VIRGINIA TECH	12:00 p.m.
3/6-	ACC Tournament at	TBD
3/10	Brooklyn, N.Y.	

! ACC/Big Ten Challenge (Minneapolis, Minn.)
@ Hoophall Miami Invitational (Miami, Fla.)
Hawaii Airlines Diamond Head Classic (Manoa, HI)

*series records don't reflect 101 wins vacated by the NCAA from 2004-07 to 2010-12

SYRACUSE

2017-18 Opponents

North Carolina

Feb. 21, Carrier Dome, Syracuse, N.Y.



Roy Williams
Head Coach



Steve Kirschner
MBB SID

General Information

Location: Chapel Hill, N.C.
Enrollment: 18,523
Nickname: Tar Heels
Colors: Carolina Blue and White
Homecourt: Dean E. Smith Center
Capacity: 21,750
Conference: Atlantic Coast

Team

2016-17 Record: 33-7, 14-4
Starters Returning/Lost: 2/3
Lettermen Returning/Lost: 8/7
Head Coach: Roy Williams
Alma Mater: North Carolina '72
Record at School: 398-115, 14 years
Overall Record: 816-216, 29 years
vs. Syracuse: 6-4

SU vs. North Carolina

Series Record*: North Carolina leads, 9-4
Last Meeting: 1/16/17, UNC 85-68

Sports Information

Basketball SID: Steve Kirschner
Office: (919) 962-7258
Cell: (919) 475-2695
E-Mail: stevekirschner@unc.edu
Website: www.goheels.com

2017-18 Schedule

Date	Opponent	Time
11/10	NORTHERN IOWA	7:00 p.m.
11/15	BUCKNELL!	8:00 p.m.
11/20	at Stanford	11:30 p.m.
11/23	vs. Portland!	2:30 p.m.
11/24	vs. Arkansas/Oklahoma!	3:30/6 p.m.
11/26	vs. UConn/Depaul!	TBD
	Michigan State/Oregon!	
11/29	MICHIGAN @	7:30 p.m.
12/1	at Davidson	8:00 p.m.
12/3	TULANE	2:00 p.m.
12/6	WESTERN CAROLINA	7:00 p.m.
12/17	at Tennessee	3:00 p.m.
12/20	WOFFORD	9:00 p.m.
12/23	vs. Ohio State #	1:30 p.m.
12/30	WAKE FOREST	TBD
1/3	at Florida State	7:00 p.m.
1/6	at Virginia	12/1:00 p.m.
1/9	BOSTON COLLEGE	8:00 p.m.
1/13	at Notre Dame	6:00 p.m.
1/16	CLEMSON	7:00 p.m.
1/20	GEORGIA TECH	2:00 p.m.
1/22	at Virginia Tech	7:00 p.m.
1/27	NC STATE	12:00 p.m.
1/30	at Clemson	7:00 p.m.
2/3	PITTSBURGH	8:00 p.m.
2/8	DUKE	8:00 p.m.
2/10	at NC State	2:00 p.m.
2/12	NOTRE DAME	7:00 p.m.
2/17	at Louisville	8:00 p.m.
2/21	at Syracuse	7:00 p.m.
2/27	MIAMI	9:00 p.m.
3/3	at Duke	8:15 p.m.
3/6	ACC Tournament at	TBD
3/10	Brooklyn, N.Y.	

! Phil Knight Invitational (Portland, OR)
@ ACC/Big Ten Challenge (Chapel Hill, N.C.)
CBS Sports Classic (New Orleans, LA)

Notre Dame

Jan. 6, Carrier Dome, Syracuse, N.Y.



Mike Brey
Head Coach



Alan Wasielewski
MBB SID

General Information

Location: Notre Dame, Indiana
Enrollment: 12,393
Nickname: Fighting Irish
Colors: Blue and Gold
Homecourt: Purcell Pavillion
Capacity: 9,149
Conference: Atlantic Coast

Team

2016-17 Record: 26-10, 12-6
Starters Returning/Lost: 3/2
Lettermen Returning/Lost: 10/4
Head Coach: Mike Brey
Alma Mater: George Washington '82
Record at School: 382-187, 17 years
Overall Record: 481-239, 22 years
vs. Syracuse: 7-16

SU vs. Notre Dame

Series Record*: SU leads, 28-20
Last Meeting: 1/21/17, ND 84-66

Sports Information

Basketball SID: Alan Wasielewski
Office: (574) 631-8458
Cell: (574) 532-4167
E-Mail: awasiele@nd.edu
Website: www.und.com

2017-18 Schedule

Date	Opponent	Time
11/11	at DePaul	4:00 p.m.
11/13	MOUNT ST. MARY'S	7:00 p.m.
11/16	CHICAGO STATE	7:00 p.m.
11/20	vs. Chaminade!	9:00 p.m.
11/21	vs. Michigan/LSU!	8/10:30 p.m.
11/22	vs. Marquette/VCU/	TBD
	Wichita State/California!	
11/30	at Michigan State #	7:00 p.m.
12/3	ST. FRANCIS BROOKLYN	2:00 p.m.
12/5	BALL STATE	7:00 p.m.
12/9	at Delaware	TBD
12/16	at Indiana	2:30 p.m.
12/19	DARTMOUTH	7:00 p.m.
12/21	SOUTHEASTERN LOUISIANA	7:00 p.m.
12/30	GEORGIA TECH	TBD
1/3	NORTH CAROLINA STATE	9:00 p.m.
1/6	at Syracuse	3:15 p.m.
1/10	at Georgia Tech	7:00 p.m.
1/13	NORTH CAROLINA	6:00 p.m.
1/16	LOUISVILLE	7:00 p.m.
1/20	at Clemson	4:00 p.m.
1/27	VIRGINIA TECH	8:00 p.m.
1/29	at Duke	7:00 p.m.
2/3	at North Carolina State	12:00 p.m.
2/6	BOSTON COLLEGE	8:00 p.m.
2/10	FLORIDA STATE	4:00 p.m.
2/12	at North Carolina	7:00 p.m.
2/17	at Boston College	4:00 p.m.
2/19	MIAMI	7:00 p.m.
2/24	at Wake Forest	3:00 p.m.
2/28	PITTSBURGH	7:00 p.m.
3/3	at Virginia	4:00 p.m.
3/6	ACC Tournament at	TBD
3/10	Brooklyn, N.Y.	

! Maui Jim Maui Invitational (Maui, Hawaii)
ACC/Big Ten Challenge (East Lansing, Mich.)

North Carolina State

Feb. 14, Carrier Dome, Syracuse, N.Y.



Kevin Keatts
Head Coach



Craig Hammel
MBB SID

General Information

Location: Raleigh, N.C.
Enrollment: 34,009
Nickname: Wolfpack
Colors: Red and White
Homecourt: PNC Arena
Capacity: 19,700
Conference: Atlantic Coast

Team

2016-17 Record: 15-17, 4-14
Starters Returning/Lost: 3/3
Lettermen Returning/Lost: 8/7
Head Coach: Kevin Keatts
Alma Mater: Marshall
Record at School: first year
Overall Record: 72-28, 3 years
vs. Syracuse: first meeting

SU vs. North Carolina State

Series Record*: SU leads, 7-3
Last Meeting: 2/1/17, SU 100-93, OT

Sports Information

Basketball SID: Craig Hammel
Office: (919) 515-1182
Cell: (317) 292-0858
E-Mail: cwhamme2@ncsu.edu
Website: www.gopack.com

2017-18 Schedule

Date	Opponent	Time
11/10	VIRGINIA MILITARY INSTITUTE	7:00 p.m.
11/12	CHARLESTON SOUTHERN	4:00 p.m.
11/14	BRYANT	7:00 p.m.
11/16	PRESBYTERIAN!	7:00 p.m.
11/22	vs. Arizona!	7:00 p.m.
11/23	vs. Northern Iowa/SMU!	3/9:30 p.m.
11/24	vs. Villanova/W. Kentucky!	TBD
	Purdue/Texas!	
11/29	PENN STATE @	7:15 p.m.
12/2	SOUTH CAROLINA STATE	12:00 p.m.
12/9	MISSOURI-KANSAS CITY	2:00 p.m.
12/16	UNC-GREENSBORO	12:00 p.m.
12/19	ROBERT MORRIS	7:00 p.m.
12/22	JACKSONVILLE	7:00 p.m.
12/30	at Clemson	TBD
1/3	at Notre Dame	9:00 p.m.
1/6	DUKE	2:00/8:00 p.m.
1/11	CLEMSON	9:00 p.m.
1/14	at Virginia	6:00 p.m.
1/18	WAKE FOREST	8:00 p.m.
1/21	MIAMI	12:00 p.m.
1/24	at Pittsburgh	9:00 p.m.
1/27	at North Carolina	12:00 p.m.
2/3	NOTRE DAME	12:00 p.m.
2/7	at Virginia Tech	9:00 p.m.
2/10	NORTH CAROLINA	2:00 p.m.
2/14	at Syracuse	9:00 p.m.
2/17	at Wake Forest	4:00 p.m.
2/20	BOSTON COLLEGE	7:00 p.m.
2/25	FLORIDA STATE	6:00 p.m.
3/1	at Georgia Tech	8:00 p.m.
3/3	LOUISVILLE	6:00 p.m.
3/6	ACC Tournament at	TBD
3/10	Brooklyn, N.Y.	

! Bad Boy Motors Battle 4 Atlantis
@ ACC/Big Ten Challenge
*series records don't reflect 101 wins vacated by the NCAA from 2004-07 to 2010-12

Oakland

Nov. 20, Carrier Dome, Syracuse, N.Y.



Greg Kampe
Head Coach



Max King
MBB SID

General Information

Location: Rochester, Mich.
Enrollment: 20,012
Nickname: Golden Grizzlies
Colors: Black and Gold
Homecourt: Athletics Center O'rena
Capacity: 4,000
Conference: Horizon League

Team

2016-17 Record: 25-9, 14-4
Starters Returning/Lost: 3/2
Lettermen Returning/Lost: 8/3
Head Coach: Greg Kampe
Alma Mater: Bowling Green '78
Record at School: 583-424, 33 years
Overall Record: Same
vs. Syracuse: 0-2

SU vs. Oakland

Series Record*: SU leads, 2-0
Last Meeting: 12/22/09, SU 92-60

Sports Information

Basketball SID: Max King
Office: (248) 370-4362
Cell: (518) 803-6980
E-Mail: maxking@oakland.edu
Website: www.goldengrizzlies.com

2017-18 Schedule

Date	Opponent	Time
11/10	FORT WAYNE	7:00 p.m.
11/13	NEW ORLEANS	7:00 p.m.
11/18	at Toledo!	7:00 p.m.
11/20	at Syracuse!	7:00 p.m.
11/24	at Kansas!	8:00 p.m.
11/27	at Oral Roberts	8:00 p.m.
11/30	TEXAS SOUTHERN!	7:00 p.m.
12/2	at Western Michigan	2:00 p.m.
12/6	at Eastern Michigan	7:00 p.m.
12/9	CHICAGO STATE	3:00 p.m.
12/16	vs. Michigan State	2:30 p.m.
12/20	TOWSON	7:00 p.m.
12/22	EASTERN MICHIGAN	7:00 p.m.
12/28	at Milwaukee	TBD
12/30	at Green Bay	1:00 p.m.
1/5	NORTHERN KENTUCKY	TBD
1/7	WRIGHT STATE	3:00 p.m.
1/10	YOUNGSTOWN STATE	7:00 p.m.
1/12	CLEVELAND STATE	7:00 p.m.
1/15	at Illinois-Chicago	8:00 p.m.
1/20	at Detroit-Mercy	4:00 p.m.
1/26	at Northern Kentucky	9:00 p.m.
1/28	at Wright State	2:00 p.m.
2/2	ILLINOIS-CHICAGO	9:00 p.m.
2/4	IUPUI	12:00 p.m.
2/9	DETROIT-MERCY	9:00 p.m.
2/14	at Youngstown State	7:00 p.m.
2/16	at Cleveland State	7:00 p.m.
2/19	at IUPUI	7:00 p.m.
2/22	GREEN BAY	7:00 p.m.
2/24	MILWAUKEE	3:00 p.m.
3/2	Horizon League Tournament at	TBD
3/6	Detroit, Mich.	

! Hoophall Miami Invitational (Miami, Fla.)

SYRACUSE

2017-18 Opponents

Pittsburgh

Jan. 16, Carrier Dome, Syracuse, N.Y.; Jan. 27, Petersen Events Center, Pittsburgh, Pa.



Kevin Stallings
Head Coach



Matt Plizga
MBB SID

General Information

Location: Pittsburgh, Pa.
Enrollment: 28,664
Nickname: Panthers
Colors: Blue and Gold
Homecourt: Petersen Events Center
Capacity: 12,508
Conference: Atlantic Coast

Team

2016-17 Record: 16-17, 4-14
Starters Returning/Lost: 0/5
Lettermen Returning/Lost: 3/8
Head Coach: Kevin Stallings
Alma Mater: Purdue '82
Record at School: 16-17, 1 year
Overall Record: 471-300, 25 years
vs. Syracuse: 1-1

SU vs. Pitt

Series Record*: SU leads, 66-45
Last Meeting: 2/11/17, Pitt 80-75

Sports Information

Basketball SID: Matt Plizga
Office: (412) 648-8242
Cell: (919) 812-0882
E-Mail: mplizga@athletics.pitt.edu
Website: www.pittsburghpanthers.com

2017-18 Schedule

Date	Opponent	Time
11/10	at Navy !	9:00 p.m.
11/13	MONTANA @	7:00 p.m.
11/15	UC-SANTA BARBARA @	7:00 p.m.
11/20	vs. Penn State @	9:30 p.m.
11/21	vs. Okla.St./Texas A&M @	3:30/6 p.m.
11/25	LEHIGH	2:00 p.m.
11/28	HIGH POINT	7:00 p.m.
12/1	vs. Duquesne #	TBD
12/5	MOUNT ST. MARY'S	7:00 p.m.
12/9	WEST VIRGINIA \$	8:00 p.m.
12/16	McNEESE STATE	2:00 p.m.
12/19	DELAWARE STATE	7:00 p.m.
12/22	TOWSON	7:00 p.m.
12/30	MIAMI	4:00 p.m.
1/2	at Louisville	9:00 p.m.
1/6	at Virginia Tech	12:00 p.m.
1/10	DUKE	7:00 p.m.
1/13	GEORGIA TECH	2:00 p.m.
1/16	at Syracuse	9:00 p.m.
1/20	at Duke	4:00 p.m.
1/24	NORTH CAROLINA STATE	9:00 p.m.
1/27	SYRACUSE	4:00 p.m.
1/31	at Miami	7:00 p.m.
2/3	at North Carolina	8:00 p.m.
2/8	at Clemson	7:00 p.m.
2/11	LOUISVILLE	1:00 p.m.
2/13	BOSTON COLLEGE	7:00 p.m.
2/18	at Florida State	6:00 p.m.
2/21	WAKE FOREST	9:00 p.m.
2/24	VIRGINIA	4:00 p.m.
2/28	at Notre Dame	7:00 p.m.
3/6	ACC Tournament at	TBD
3/10	Brooklyn, N.Y.	

! Veterans Classic (Annapolis, Md.)
@ Legends Classic (Brooklyn, N.Y.)
City Game (Pittsburgh, Pa.)
\$ Backyard Brawl (Pittsburgh, Pa.)

Texas Southern

Nov. 18, Carrier Dome, Syracuse, N.Y.



Mike Davis
Head Coach



Andrew Roberts
MBB SID

General Information

Location: Houston, Texas
Enrollment: 9,500
Nickname: Tigers
Colors: Maroon and Gray
Homecourt: H & PE Arena
Capacity: (8,100)
Conference: Southwestern Athletics

Team

2016-17 Record: 23-12, 16-2
Starters Returning/Lost: 1/4
Lettermen Returning/Lost: 3/6
Head Coach: Mike Davis
Alma Mater: Thomas Edison '00
Record at School: 99-69, 5 years
Overall Record: 336-221, 17 years
vs. Syracuse: 0-2

SU vs. Pitt

Series Record*: SU leads, 2-0
Last Meeting: 12/27/15, SU 80-67

Sports Information

Basketball SID: Andrew Roberts
Office: (713) 313-6829
Cell: (832) 451-9157
E-Mail: robertsal@tsu.edu
Website: www.tsusports.com

2017-18 Schedule

Date	Opponent	Time
11/11	at Gonzaga	9:00 p.m.
11/13	at Washington State	TBD
11/16	at Ohio State	8:00 p.m.
11/18	at Syracuse !	6:00 p.m.
11/21	at Kansas !	7:00 p.m.
11/24	at Clemson	8:00 p.m.
11/30	at Oakland !	8:00 p.m.
12/2	at Toledo !	8:00 p.m.
12/11	at Oregon	5:00 p.m.
12/14	at Baylor	7:00 p.m.
12/16	at Wyoming	TBD
12/18	at TCU	7:00 p.m.
12/23	at BYU	TBD
1/1	SOUTHERN	4:00 p.m.
1/3	ALCORN STATE	7:30 p.m.
1/6	PRAIRIE VIEW A&M	7:30 p.m.
1/13	at Jackson State	5:30 p.m.
1/15	at Grambling State	7:30 p.m.
1/20	MISSISSIPPI VALLEY STATE	7:30 p.m.
1/22	ARKANSAS PINE BLUFF	7:30 p.m.
1/27	at Alabama A&M	5:30 p.m.
1/29	at Alabama State	7:30 p.m.
2/3	at Prairie View A&M	7:30 p.m.
2/10	JACKSON STATE	7:30 p.m.
2/12	GRAMBLING STATE	7:30 p.m.
2/17	at Mississippi Valley State	5:30 p.m.
2/19	at Arkansas Pine Bluff	7:30 p.m.
2/24	ALABAMA A&M	7:30 p.m.
2/26	ALABAMA STATE	7:30 p.m.
3/1	at Southern	7:30 p.m.
3/3	at Alcorn State	5:30 p.m.
3/6	SWAC Tournament Quarterfinal	TBD
3/10	SWAC Tournament at	TBD
3/11	Houston, Texas	

! Hoophall Miami Invitational

St. Bonaventure

Dec. 22, Carrier Dome, Syracuse, N.Y.



Mark Schmidt
Head Coach



Steve Mest
MBB SID

General Information

Location: St. Bonaventure, N.Y.
Enrollment: 1,687
Nickname: Bonnies
Colors: Brown and White
Homecourt: Reilly Center
Capacity: 5,480
Conference: Atlantic 10

Team

2016-17 Record: 20-12, 11-7
Starters Returning/Lost: 4/1
Lettermen Returning/Lost: 7/2
Head Coach: Mark Schmidt
Alma Mater: Boston College '85
Record at School: 166-144, 10 years
Overall Record: 248-234, 16 years
vs. Syracuse: 0-2

SU vs. St. Bonaventure

Series Record*: SU Leads, 24-3
Last Meeting: 11/17/15, SU 79-66

Sports Information

Basketball SID: Steve Mest
Office: (716) 375-2319
Cell: (716) 375-2795
E-Mail: smest@sbu.edu
Website: www.gobonnies.com

2017-18 Schedule

Date	Opponent	Time
11/10	NIAGARA	8:00 p.m.
11/15	MARYLAND EAST. SHORE !	7:00 p.m.
11/18	JACKSON STATE !	4:00 p.m.
11/24	vs. Maryland !	9:30 p.m.
11/25	vs. TCU/New Mexico !	4/7 p.m.
11/29	at Siena @	7:00 p.m.
12/2	at Buffalo	2:00 p.m.
12/6	at Canisius	7:00 p.m.
12/9	YALE	2:00 p.m.
12/16	vs. Vermont (Rochester, NY)	4:00 p.m.
12/20	NORTHEASTERN	7:00 p.m.
12/22	at Syracuse	7:00 p.m.
12/30	UMASS	2:30 p.m.
1/3	at Dayton	8:30 p.m.
1/6	at St. Joseph's	8:00 p.m.
1/10	FORDHAM	7:00 p.m.
1/13	at Rhode Island	11:00 a.m.
1/19	at Davidson	7:00 p.m.
1/24	ST. JOSEPH'S	7:00 p.m.
1/28	GEORGE WASHINGTON	12:00 p.m.
1/31	at George Mason	TBD
2/3	at Duquesne	6:30 p.m.
2/7	ST. LOUIS	7:00 p.m.
2/10	RICHMOND	4:00 p.m.
2/13	at La Salle	7:00 p.m.
2/16	RHODE ISLAND	7:00 p.m.
2/21	DUQUESNE	7:00 p.m.
2/24	at VCU	8:00 p.m.
2/27	DAVIDSON	9:00 p.m.
3/3	at St. Louis	TBD
3/7	Atlantic 10 Tournament	TBD
3/11	at Washington, D.C.	

! Emerald Coast Classic (Niceville, Fla.)
@ Franciscan Cup

*series records don't reflect 101 wins vacated by the NCAA from 2004-07 to 2010-12

Toledo

Nov. 22, Carrier Dome, Syracuse, N.Y.



Tod Kowalczyk
Head Coach



Steven Easton
MBB SID

General Information

Location: Toledo, Ohio
Enrollment: 18,783
Nickname: Rockets
Colors: Midnight Blue and Gold
Homecourt: Savage Arena
Capacity: 7,104
Conference: Mid-American

Team

2016-17 Record: 17-17, 9-9
Starters Returning/Lost: 2/3
Lettermen Returning/Lost: 5/4
Head Coach: Tod Kowalczyk
Alma Mater: Minnesota-Duluth '89
Record at School: 119-110, 7 years
Overall Record: 255-222, 15 years
vs. Syracuse: 0-0

SU vs. Toledo

Series Record*: SU leads, 2-0
Last Meeting: 11/23/90, SU 84-68

Sports Information

Basketball SID: Steven Easton
Office: (419) 530-4921
Cell: (419) 262-3953
E-Mail: steven.easton@utoledo.edu
Website: utrockets.com

2017-18 Schedule

Date	Opponent	Time
11/11	ST. JOSEPH'S	7:00 p.m.
11/14	OHIO NORTHERN	7:00 p.m.
11/18	OAKLAND !	7:00 p.m.
11/22	at Syracuse !	7:00 p.m.
11/24	at Cornell	4:00 p.m.
11/28	at Kansas !	8:00 p.m.
12/2	TEXAS SOUTHERN !	12:00 p.m.
12/6	at Detroit Mercy	7:00 p.m.
12/9	MARSHALL	7:00 p.m.
12/16	WRIGHT STATE	2:00 p.m.
12/20	JACKSON STATE	7:00 p.m.
12/23	at Cleveland State	2:00 p.m.
12/29	at Penn	TBD
1/2	at Buffalo	TBD
1/5	AKRON	6:30 p.m.
1/9	WESTERN MICHIGAN	7:00 p.m.
1/13	at Central Michigan	4:30 p.m.
1/16	at Ohio	7:00 p.m.
1/20	KENT STATE	7:00 p.m.
1/23	at Western Michigan	TBD
1/27	BOWLING GREEN	7:00 p.m.
1/30	BALL STATE	7:00 p.m.
2/3	at Akron	12:00 p.m.
2/6	NORTHERN ILLINOIS	7:00 p.m.
2/10	at Miami	TBD
2/13	at Ohio	7:00 p.m.
2/17	at Ball State	2:00 p.m.
2/20	at Eastern Michigan	7:00 p.m.
2/24	CENTRAL MICHIGAN	TBD
2/27	at Northern Illinois	TBD
3/2	EASTERN MICHIGAN	TBD
3/5	Mid-American Conference	TBD
3/10	Tournament at Cleveland, Ohio	

! Hoophall Miami Invitational

SYRACUSE

2017-18 Opponents

Virginia

Jan. 9, John Paul Jones Arena, Charlottesville, Va.; Feb. 3, Carrier Dome, Syracuse, N.Y.



Tony Bennett
Head Coach



Erich Bacher
MBB SID

General Information

Location: Charlottesville, Va.
Enrollment: 23,833
Nickname: Cavaliers, Wahoos, 'Hoos
Colors: Orange and Blue
Homecourt: John Paul Jones Arena
Capacity: 14,623
Conference: Atlantic Coast

Team

2016-17 Record: 23-11, 11-7
Starters Returning/Lost: 3/2
Lettermen Returning/Lost: 8/4
Head Coach: Tony Bennett
Alma Mater: Green Bay '92
Record at School: 188-83, 8 years
Overall Record: 257-116, 11 years
vs. Syracuse: 3-2

SU vs. Virginia

Series Record*: SU leads, 5-4
Last Meeting: 2/4/17, SU 66-62

Sports Information

Basketball SID: Erich Bacher
Office: (434) 982-5530
Cell: (720) 318-5538
E-Mail: bacher@virginia.edu
Website: www.virginiainsports.com

2017-18 Schedule

Date	Opponent	Time
11/10	at UNC-Greensboro	7:00 p.m.
11/13	AUSTIN PEAY	7:00 p.m.
11/17	at VCU	4:00 p.m.
11/19	MONMOUTH	1:00 p.m.
11/23	vs. Vanderbilt!	4:00 p.m.
11/24	vs. Seton Hall/Rhode Island!	TBD
11/27	WISCONSIN @	9:00 p.m.
12/2	LEHIGH	12:00 p.m.
12/5	at West Virginia	7:00 p.m.
12/16	DAVIDSON	2:00 p.m.
12/19	SAVANNAH STATE	7:00 p.m.
12/22	HAMPTON	7:00 p.m.
12/30	BOSTON COLLEGE	2:00 p.m.
1/3	at Virginia Tech	9:00 p.m.
1/6	NORTH CAROLINA	12:00/1:00 p.m.
1/9	SYRACUSE	8:00 p.m.
1/14	NORTH CAROLINA STATE	6:00 p.m.
1/18	at Georgia Tech	8:00 p.m.
1/21	at Wake Forest	6:00 p.m.
1/23	CLEMSON	7:00 p.m.
1/27	at Duke	2:00 p.m.
1/31	LOUISVILLE	7:00 p.m.
2/3	at Syracuse	4:00 p.m.
2/7	at Florida State	7:00 p.m.
2/10	VIRGINIA TECH	6:00 p.m.
2/13	at Miami	9:00 p.m.
2/21	GEORGIA TECH	7:00 p.m.
2/24	at Pittsburgh	4:00 p.m.
3/1	at Louisville	8:00 p.m.
3/3	NOTRE DAME	4:00 p.m.
3/6	ACC Tournament at	TBD
3/10	Brooklyn, N.Y.	

! NIT Season Tipoff (Brooklyn, NY)
@ Big10/ACC Challenge



Tyler Lydon had 15 points, nine rebounds and five assists when the Orange defeated Wake Forest last year, 81-76.

Virginia Tech

Dec. 31, Carrier Dome, Syracuse, N.Y.



Buzz Williams
Head Coach



Bill Dyer
MBB SID

General Information

Location: Blacksburg, Virginia
Enrollment: 31,000
Nickname: Hookies
Colors: Chicago Maroon and Burnt Orange
Homecourt: Cassell Coliseum
Capacity: 9,100
Conference: Atlantic Coast

Team

2016-17 Record: 22-11, 10-8
Starters Returning/Lost: 5/0
Lettermen Returning/Lost: 6/3
Head Coach: Buzz Williams
Alma Mater: Oklahoma City '94
Record at School: 53-48, 3 years
Overall Record: 206-134, 10 years
vs. Syracuse: 4-6

SU vs. Virginia Tech

Series Record*: SU leads, 8-3
Last Meeting: 1/10/17, VT 83-73

Sports Information

Basketball SID: Bill Dyer
Office: (540) 231-8852
Cell: (540) 998-5906
E-Mail: wdyer@vt.edu
Website: www.hokiesports.com

2017-18 Schedule

Date	Opponent	Time
11/10	DETROIT MERCY!	TBD
11/12	THE CITADEL	TBD
11/16	vs Saint Louis!	7:00 p.m.
11/17	vs. Washington/Providence!	5/7 p.m.
11/21	HOUSTON BAPTIST	TBD
11/25	MOREHEAD STATE	TBD
11/28	IOWA @	9:15 p.m.
12/2	at Ole Miss	TBD
12/6	RADFORD	TBD
12/10	MARYLAND-EASTERN SHORE	TBD
12/16	at Kentucky	2:00 p.m.
12/19	PRESBYTERIAN	TBD
12/28	NORTH CAROLINA A&T	TBD
12/31	at Syracuse	6:00 p.m.
1/3	VIRGINIA	9:00 p.m.
1/6	PITTSBURGH	12:00 p.m.
1/10	at Wake Forest	9:00 p.m.
1/13	at Louisville	4:00 p.m.
1/20	FLORIDA STATE	12:00 p.m.
1/22	NORTH CAROLINA	7:00 p.m.
1/27	at Notre Dame	8:00 p.m.
1/31	at Boston College	9:00 p.m.
2/3	MIAMI	2:00 p.m.
2/7	NORTH CAROLINA STATE	9:00 p.m.
2/10	at Virginia	6:00 p.m.
2/14	at Duke	7:00 p.m.
2/17	at Georgia Tech	12:00 p.m.
2/21	CLEMSON	7:00 p.m.
2/24	LOUISVILLE	1:00 p.m.
2/26	DUKE	7:00 p.m.
3/3	at Miami	12:00 p.m.
3/6	ACC Tournament at	TBD
3/10	Brooklyn, N.Y.	

! 2K Classic (New York, New York)
@ Big 10/ACC Challenge

Wake Forest

Jan. 3, Joel Coliseum, Winston-Salem, N.C.; Feb. 11, Carrier Dome, Syracuse, N.Y.



Danny Manning
Head Coach



Steve Kirkland
MBB SID

General Information

Location: Winston-Salem, N.C.
Enrollment: 4,955
Nickname: Demon Deacons
Colors: Old Gold and Black
Homecourt: LJV Coliseum
Capacity: 14,665
Conference: Atlantic Coast

Team

2016-17 Record: 19-14, 9-9
Starters Returning/Lost: 2/3
Lettermen Returning/Lost: 12/5
Head Coach: Danny Manning
Alma Mater: Kansas '91
Record at School: 43-53, 4 years
Overall Record: 81-82, 6 years
vs. Syracuse: 0-3

SU vs. Wake Forest

Series Record*: SU leads, 5-0
Last Meeting: 1/24/17, SU 81-76

Sports Information

Basketball SID: Steve Kirkland
Office: (336) 758-6099
Cell: (434) 825-5241
E-Mail: skirkland@wfu.edu
Website: www.wakeforestsports.com

2017-18 Schedule

Date	Opponent	Time
11/10	GEORGIA SOUTHERN	7:30 p.m.
11/14	LIBERTY	7:00 p.m.
11/17	vs. Drake!	8:30 p.m.
11/18	vs. Colorado/Quinnipiac!	2:30/8:30 p.m.
11/19	vs. Mercer/Liberty/Drexel!	12/2:30 p.m.
12/8	ARMY	7:00 p.m.
12/18	at Coastal Carolina	7:00 p.m.
12/23	TENNESSEE	12:30 p.m.
12/30	at North Carolina	TBD
1/3	SYRACUSE	7:00 p.m.
1/6	at Boston College	4:00 p.m.
1/10	VIRGINIA TECH	7:00 p.m.
1/13	at Duke	12:00 p.m.
1/18	at North Carolina State	8:00 p.m.
1/21	VIRGINIA	6:00 p.m.
1/23	DUKE	9:00 p.m.
1/27	at Louisville	8:00 p.m.
1/31	FLORIDA STATE	8:00 p.m.
2/3	CLEMSON	2:00 p.m.
2/7	at Miami	7:00 p.m.
2/11	at Syracuse	1:00 p.m.
2/14	GEORGIA TECH	9:00 p.m.
2/17	NORTH CAROLINA STATE	4:00 p.m.
2/21	at Pittsburgh	9:00 p.m.
2/24	NOTRE DAME	3:00 p.m.
3/3	at Georgia Tech	12:00 p.m.
3/6	ACC Tournament at	TBD
3/10	Brooklyn, N.Y.	

! U.S. Virgin Islands Paradise Jam (St. Thomas, U.S. Virgin Islands)
@ ACC/Big Ten Challenge

SYRACUSE

Results vs. 2017-18 Opponents

Boston College

Series: SU leads, 46-25

1/30/1959*	L	71-78	0	1
3/4/1960	L	70-77	0	2
3/4/1961*	L	78-80	0	3
3/3/1962	W	73-72	1	3
2/22/1963*	W	55-54	2	3
12/20/1966	L	75-87	2	4
2/24/1968*	L	74-97	2	5
12/22/1973*	W	110-88	3	5
1/25/1975	L	73-79	3	6
12/20/1975*	W	59-58	4	6
12/7/1976	W	67-54	5	6
2/25/1978*	W	97-80	6	6
2/23/1980	W	85-77	7	6
1/21/1981	L	63-66	7	7
2/25/1981*	W	90-86	8	7
1/23/1982*	L	62-80	8	8
2/22/1982	L	77-88	8	9
3/4/1982	L	92-94	8	10
1/17/1983	W	102-85	9	10
2/19/1983*	W	108-88	10	10
3/11/1983	L	74-80	10	11
1/21/1984*	W	75-73	11	11
2/22/1984	L	88-90 OT	11	12
1/8/1985*	W	64-58	12	12
2/5/1985	L	66-67	12	13
3/7/1985	W	70-69	13	13
1/2/1986*	W	68-52	14	13
1/28/1986	W	80-55	15	13
3/6/1986	W	102-79	16	13
1/13/1987	W	76-64	17	13
2/28/1987*	W	87-63	18	13
1/5/1988	W	80-67	19	13
1/18/1988*	W	90-60	20	13
3/11/1988	W	67-53	21	13
1/24/1989*	W	72-60	22	13
3/2/1989	L	87-90	22	14
1/13/1990	W	81-66	23	14
2/20/1990*	W	105-69	24	14
2/2/1991*	W	99-87	25	14
2/16/1991	W	106-85	26	14
1/2/1992	W	100-90	27	14
2/25/1992*	W	76-70	28	14
12/30/1992*	L	93-94 OT	28	15
2/20/1993	W	67-64	29	15
12/9/1993*	L	58-75	29	16
2/19/1994	L	83-89	29	17
1/3/1995	W	81-72	30	17
3/4/1995*	W	90-62	31	17
1/27/1996*	W	88-73	32	17
3/7/1996	W	69-61	33	17
1/7/1997*	L	83-94	33	18
2/4/1997	L	71-79	33	19
12/6/1997	W	70-52	34	19
1/21/1999*	W	90-51	35	19
2/24/1999	W	73-56	36	19
3/3/1999	W	96-55	37	19
1/29/2000	W	73-65	38	19
2/7/2001	L	63-65	38	20
3/3/2002*	L	65-69	38	21
1/11/2003*	W	82-74	39	21
1/10/2004*	W	96-73	40	21
3/11/2004	L	54-57	40	22
2/19/2005	L	60-65	40	23
1/13/2014	W	69-59	41	23
2/19/2014*	L	60-66 OT	41	24
1/20/2015*	W	69-61	42	25
2/11/2015	W	70-56	43	25
1/13/2016*	W	62-40	44	25
2/14/2016	W	75-61	45	25
1/1/2017	L	81-96	45	26
1/14/2017*	W	76-53	46	26

Buffalo

Series: SU leads, 27-5

1/11/1918	W	30-17	1	0
1/24/1919*	W	21-19	2	0
3/7/1919	L	21-25	2	1
12/18/1920*	W	24-16	3	1
2/4/1921	L	10-18	3	2



Tyus Battle had 21 points when the Orange defeated Boston College in the Carrier Dome last year, 76-53.

12/22/1925	W	29-25	4	2
1/9/1926*	W	24-23	5	2
12/30/1932	W	37-24	6	2
2/14/1933*	W	48-22	7	2
12/30/1933	W	42-23	8	2
2/28/1934*	W	62-23	9	2
2/19/1938	W	63-29	10	2
2/7/1961	L	62-77	10	3
1/9/1962*	L	66-68	10	4
1/15/1963	L	61-63	10	5
12/7/1963*	W	91-69	11	5
12/4/1965*	W	110-60	12	5
12/14/1966	W	68-58	13	5
12/9/1967*	W	85-63	14	5
12/20/1968	W	76-70	15	5
12/3/1969*	W	90-67	16	5
12/2/1970	W	80-70	17	5
12/1/1971*	W	104-70	18	5
12/2/1972	W	83-71	19	5
12/1/1973*	W	123-78	20	5
11/30/1974	W	81-65	21	5
12/3/1975*	W	87-77	22	5
1/24/1977	W	91-71	23	5
2/15/1978*	W	113-66	24	5
12/10/1996	W	79-67	25	5
12/18/1997*	W	82-70	26	5
12/30/2001*	W	83-62	27	5

Clemson

Series: Clemson leads, 4-1

12/2/1960	L	67-78	0	1
3/21/2007	L	70-74	0	2
2/9/2014*	W	57-44	1	2
1/17/2015	L	53-66	1	3
1/5/2016*	L	73-74 OT	1	4
2/7/2017	W	82-81	2	4

*home games

Colgate

Series: SU leads, 124-45

1/15/1902*	W	33-8	1	0
2/7/1902	L	17-21	1	1
2/14/1903	L	3-49	1	2
3/12/1903*	L	10-33	1	3
1/30/1904*	W	18-10	2	3
3/12/1904	L	12-24	2	4
2/7/1905	L	18-34	2	5
2/11/1905*	W	36-31	3	5
1/20/1906	W	41-36	4	5
3/3/1906*	W	30-22	5	5
2/2/1907	L	18-34	5	6
3/1/1907*	L	18-26	5	7
2/1/1908	W	38-19	6	7
2/27/1908*	W	19-12	7	7
1/29/1909*	W	22-21	8	7
3/9/1909	L	25-35	8	8
1/28/1910*	L	13-16	8	9
3/11/1910	L	24-30	8	10
2/25/1911	L	14-38	9	10
3/10/1911*	W	19-14	9	11
2/14/1912	L	33-39 2OT	9	12
2/19/1912*	W	27-22	10	12
2/7/1913	L	24-36	10	13
2/26/1913*	W	43-20	11	13
2/9/1914	W	29-28	12	13
2/17/1914*	W	27-19	13	13
2/5/1916	L	25-35	13	14
2/15/1916*	W	16-11	14	14
2/3/1917*	W	23-11	15	14
2/16/1917	W	23-20	16	14
2/6/1918	W	29-25	17	14
3/1/1918*	W	27-18	18	14
2/1/1919	L	15-18	18	15
3/15/1919*	W	22-17	19	15
2/28/1920	W	34-26	20	15

series records don't reflect 101 wins vacated by the NCAA from 2004-07 to 2010-12

3/13/1920*	W	31-27	21	15
2/12/1921	L	28-30	21	16
3/12/1921*	W	28-16	22	16
2/11/1922*	L	21-36	22	17
3/18/1922	W	20-18	23	17
2/10/1923	L	23-26	23	18
3/10/1923*	L	16-18	23	19
2/9/1924	W	34-26	24	19
3/8/1924*	L	19-22	24	20
2/14/1925	W	27-24	25	20
3/7/1925*	W	34-28	26	20
2/13/1926	W	28-26	27	20
3/13/1926*	W	29-12	28	20
2/12/1927	W	33-13	29	20
3/12/1927*	W	22-16	30	20
2/11/1928	L	29-31	30	21
3/10/1928*	W	28-15	31	21
2/9/1929	W	27-25	32	21
3/9/1929*	L	23-33	32	22
2/8/1930	W	33-14	33	22
3/8/1930*	W	26-21	34	22
2/7/1931	W	39-24	35	22
3/7/1931*	W	41-25	36	22
1/16/1932	L	17-18	36	23
3/5/1932*	L	36-37	36	24
2/4/1933	W	35-27	37	24
3/11/1933*	W	41-23	38	24
1/20/1934	L	16-21	38	25
3/10/1934*	W	43-15	39	25
2/9/1935	W	27-23	40	25
3/9/1935*	W	37-16	41	25
2/8/1936	W	42-37	42	25
3/7/1936*	L	32-37	42	26
2/6/1937	W	39-35	43	26
3/6/1937*	W	44-32	44	26
2/5/1938	W	47-45	45	26
3/5/1938*	W	46-36	46	26
2/4/1939	W	60-44	47	26
3/4/1939*	W	51-32	48	26
2/10/1940	W	45-44	49	26
3/2/1940*	L	39-49	49	27
2/8/1941	L	37-50	49	28
3/1/1941*	W	47-41	50	28
2/7/1942	W	62-32	51	28
2/28/1942*	W	48-31	52	28
2/6/1943	W	58-41	53	28
2/27/1943*	W	77-43	54	28
1/17/1945*	L	52-55	54	29
2/17/1945	L	35-44	54	30
2/6/1946*	W	69-51	55	30
2/23/1946	W	70-60	56	30
2/15/1947	W	66-65	57	30
3/1/1947*	L	44-50	57	31
2/18/1948*	L	56-59	57	32
3/6/1948	L	65-69	57	33
2/19/1949	L	67-71	57	34
3/5/1949*	W	79-61	58	34
2/18/1950	W	77-62	59	34
3/4/1950*	L	63-65	59	35
2/17/1951	W	70-59	60	35
3/3/1951*	W	83-80	61	35
2/16/1952	L	58-71	61	36
3/1/1952*	W	90-76	62	36
2/14/1953	L	88-106	62	37
2/28/1953*	L	84-89	62	38
2/13/1954	W	85-83	63	38
2/27/1954*	W	106-85	64	38
2/12/1955	L	74-77 OT	64	39
2/26/1955*	W	97-95 OT	65	39
2/11/1956	W	77-70	66	39
2/25/1956*	L	46-73	66	40
2/16/1957	L	83-84 2OT	66	41
3/2/1957*	W	100-70	67	41
2/15/1958*	W	79-62	68	41
2/27/1958	W	66-52	69	41
2/14/1959*	W	97-79	70	41
2/28/1959	W	79-68	71	41
2/13/1960*	W	94-81	72	41
2/24/1960	W	83-71	73	41

SYRACUSE

Results vs. 2017-18 Opponents

12/8/1960*	L	52-70	73	42
2/24/1961	L	86-95	73	43
1/4/1962	L	62-70	73	44
2/24/1962*	L	63-67	73	45
1/17/1963*	W	65-57	74	45
3/5/1963	W	100-78	75	45
1/25/1964*	W	117-91	76	45
2/27/1964	W	99-78	77	45
1/13/1965*	W	91-52	78	45
2/16/1965	W	93-90 3OT	79	45
2/14/1966	W	125-105	80	45
3/5/1966*	W	122-88	81	45
2/15/1967	W	100-85	82	45
3/4/1967*	W	93-78	83	45
2/22/1968	W	80-72	84	45
3/2/1968*	W	85-72	85	45
2/12/1969	W	87-86	86	45
3/1/1969*	W	97-89	87	45
2/28/1970	W	78-73	88	45
2/27/1971*	W	81-72	89	45
3/4/1972	W	90-76	90	45
2/24/1973*	W	83-66	91	45
3/2/1974	W	64-57	92	45
2/12/1975*	W	85-63	93	45
2/14/1976	W	77-68	94	45
12/1/1976*	W	109-63	95	45
12/7/1977	W	99-50	96	45
2/24/1979*	W	113-62	97	45
12/29/1980*	W	100-84	98	45
11/30/1981*	W	98-71	99	45
11/26/1983*	W	88-49	100	45
12/29/1993*	W	85-74	101	45
11/29/1994*	W	88-53	102	45
11/28/1995*	W	89-55	103	45
12/22/1996*	W	78-57	104	45
11/30/1997*	W	78-74	105	45
11/17/1998*	W	93-40	106	45
11/29/1999*	W	83-49	107	45
11/28/2000*	W	73-65	108	45
11/27/2001*	W	70-51	109	45
12/3/2002*	W	98-68	110	45
12/22/2003*	W	101-63	111	45
12/4/2004*	W	68-55	112	45
12/10/2005*	W	58-35	113	45
12/9/2006*	W	79-52	114	45
12/18/2007*	W	87-59	115	45
12/1/2008*	W	86-51	116	45
11/30/2009*	W	92-58	117	45
12/11/2010*	W	100-43	118	45
11/19/2011*	W	92-47	119	45
11/25/2012*	W	87-51	120	45
11/16/2013*	W	69-50	121	45
12/22/2014*	W	78-43	122	45
12/8/2015*	W	78-51	123	45
11/11/2016*	W	83-55	124	45

Connecticut

Series: SU leads, 55-38

1/27/1956*	W	102-82	1	0
1/7/1957	W	79-78	2	0
3/12/1957	W	82-76	3	0
3/8/1958*	W	75-70 OT	4	0
2/18/1959	W	72-64	5	0
2/2/1960*	W	65-64	6	0
3/5/1962	W	72-67	7	0
3/7/1963*	L	74-92	7	1
3/6/1964	W	58-49	8	1
12/18/1965*	W	87-62	9	1
2/6/1967	W	90-79	10	1
1/27/1968*	L	84-89	10	2
1/8/1969	L	94-103	10	3
2/11/1970*	W	101-80	11	3
2/20/1971	W	97-76	12	3
2/19/1972*	W	98-69	13	3
12/23/1972	W	104-73	14	3
1/10/1974*	L	60-61	14	4
11/30/1977*	W	101-61	15	4
1/13/1979	W	74-60	16	4
3/10/1979	W	89-81	17	4



Tyler Lydon posted 20 points and 10 rebounds when Syracuse defeated Cornell, 80-56.

1/26/1980*	W	99-89	18	4
2/28/1980	W	92-61	19	4
1/5/1981	L	59-78	19	5
2/14/1981*	L	63-65	19	6
1/6/1982*	W	72-69	20	6
2/13/1982	W	78-71	21	6
2/2/1983*	W	89-69	22	6
3/5/1983	L	54-55	22	7
1/18/1984	W	95-68	23	7
2/18/1984*	W	87-85 3OT	24	7
3/8/1984	W	73-58	25	7
1/19/1985*	L	68-70	25	8
2/20/1985	L	69-71	25	9
1/25/1986*	W	80-67	26	9
3/1/1986	W	75-58	27	9
1/3/1987	W	88-71	28	9
2/7/1987*	W	59-53	29	9
1/16/1988*	L	50-51	29	10
2/20/1988	W	73-71	30	10
1/16/1989	L	62-68	30	11
2/28/1989*	W	88-72	31	11
1/15/1990	L	59-70	31	12
2/10/1990*	W	90-86	32	12
3/11/1990	L	75-78	32	13
1/16/1991*	W	81-79 OT	33	13
1/28/1991	W	68-66	34	13
2/3/1992*	W	84-83	35	13
3/4/1992	L	78-85	35	14
2/2/1993	W	60-57	36	14
2/15/1993*	L	76-80	36	15
1/10/1994	L	67-75	36	16
2/1/1994*	W	108-95	37	16
1/23/1995	L	75-86	37	17
2/12/1995*	L	70-77	37	18
1/21/1996	L	70-79	37	19
3/8/1996	L	67-85	37	20
1/26/1997	W	65-53	38	20
2/17/1997*	W	71-66 OT	39	20
1/24/1998*	L	54-63	39	21

*home games

series records don't reflect 101 wins vacated by the NCAA from 2004-07 to 2010-12

3/7/1998	L	64-69	39	22
2/1/1999	W	59-42	40	22
2/28/1999*	L	58-70	40	23
3/5/1999	L	50-71	40	24
1/24/2000*	W	88-74	41	24
3/4/2000	L	54-69	41	25
2/19/2001*	W	65-60	42	25
3/7/2001	W	86-75	43	25
2/10/2003	L	61-75	43	26
3/14/2003	L	67-80	43	27
2/2/2004	L	56-84	43	28
3/7/2004*	W	67-56	44	28
2/7/2005*	L	66-74	44	29
3/5/2005	L	70-88	44	30
3/11/2005	W	67-63	45	30
1/16/2006*	L	80-88	45	31
2/8/2006	L	50-73	45	32
3/9/2006	W	86-84 OT	46	32
2/5/2007	L	60-67	46	33
2/17/2007*	W	73-63	47	33
3/7/2007	W	78-65	48	33
2/6/2008*	L	61-63	48	34
2/11/2009	L	49-63	48	35
3/12/2009	W	127-117 OT	49	35
2/10/2010*	W	72-67	50	35
2/2/2011	W	66-58	51	35
3/11/2011	L	71-76 OT	51	36
2/11/2012*	W	85-67	52	36
2/25/2012	W	71-69	53	36
3/8/2012	W	58-55	54	36
2/13/2013	L	58-66	54	37
11/26/2015	W	79-76	55	37
12/5/2016	L	50-52	55	38

Cornell

Series: SU leads, 91-31

2/16/1901*	W	18-15	1	0
12/17/1904*	W	56-17	2	0
2/3/1905	W	22-9	3	0
1/11/1921	L	13-24	3	1
3/5/1921*	L	19-23	3	2
1/10/1922	L	18-24	3	3
3/8/1922*	L	12-23	3	4
1/9/1923	L	9-19	3	5

2/13/1923*	L	17-24	3	6
12/22/1923*	L	10-28	3	7
1/8/1924	L	15-19	3	8
1/6/1926	W	34-23	4	8
1/20/1926*	W	35-20	5	8
1/12/1927	W	36-28	6	8
3/3/1928*	W	29-27	7	8
1/4/1929*	W	31-19	8	8
1/8/1929	W	39-29	9	8
2/11/1930	W	41-25	10	8
3/5/1930*	W	56-24	11	8
1/13/1931*	W	46-27	12	8
1/19/1932	L	26-28	12	9
1/18/1933*	W	34-31	13	9
2/7/1934	W	37-32	14	9
1/16/1935*	W	50-35	15	9
1/8/1936	W	47-32	16	9
2/24/1937*	W	51-44	17	9
3/2/1938	L	38-40	17	10
1/5/1939	W	41-30	18	10
2/8/1939*	W	36-32	19	10
12/19/1939*	W	27-26	20	10
2/25/1941	W	33-32 OT	21	10
1/5/1942*	W	46-38	22	10
2/10/1942*	W	40-33	23	10
1/18/1943*	W	52-51	24	10
2/10/1943*	W	48-40	25	10
1/27/1945	L	25-27	25	11
2/12/1945*	L	33-38	25	12
1/23/1946*	W	63-45	26	12
2/16/1946	W	61-53	27	12
1/8/1947*	W	52-48	28	12
3/8/1947	W	45-30	29	12
1/7/1948	L	43-46	29	13
2/25/1948*	W	58-52	30	13
1/4/1949	W	49-44	31	13
2/23/1949*	W	70-58	32	13
1/11/1950	L	56-67	32	14
2/21/1950*	L	55-68	32	15
2/7/1951	W	67-55	33	15
2/28/1951*	W	71-64	34	15
1/5/1952	W	81-79	35	15
2/27/1952*	W	57-50	36	15
2/4/1953	L	65-69	36	16
3/3/1953*	W	66-57	37	16
12/30/1953	W	81-77 OT	38	16
1/13/1954*	W	71-69	39	16
12/21/1954*	L	62-72	39	17
2/16/1955	W	78-61	40	17
1/4/1956	W	85-67	41	17
2/1/1956*	W	96-94 OT	42	17
12/19/1956*	W	86-59	43	17
3/6/1957	W	69-58	44	17
12/14/1957*	L	54-60	44	18
12/20/1957	L	69-70 OT	44	19
12/19/1958	L	74-77	44	20
12/27/1958	W	66-60	45	20
3/7/1959*	W	76-58	46	20
12/8/1959	W	68-66	47	20
12/19/1959*	L	81-97	47	21
12/10/1960	L	64-73	47	22
3/8/1961*	L	79-107	47	23
12/13/1961	L	68-83	47	24
1/16/1962*	L	78-86	47	25
12/18/1962	L	77-93	47	26
2/5/1963*	L	71-80	47	27
12/17/1963*	W	86-84	48	27
2/25/1964	W	89-85	49	27
12/9/1964*	L	72-73	49	28
1/5/1965	L	96-106	49	29
12/8/1965	W	87-81	50	29
2/8/1966*	W	120-85	51	29
12/6/1966*	W	99-67	52	29
1/10/1967	W	66-65	53	29
12/6/1967	L	70-88	53	30
2/14/1968*	W	83-66	54	30
12/4/1968	L	81-93	54	31
12/10/1969*	W	89-80 OT	55	31
12/9/1970	W	93-71	56	31

SYRACUSE

Results vs. 2017-18 Opponents

12/9/1971*	W	95-82	57	31
1/20/1973*	W	98-58	58	31
12/5/1973	W	82-61	59	31
12/4/1974	W	78-49	60	31
1/13/1976*	W	87-72	61	31
1/3/1977	W	93-61	62	31
11/26/1977*	W	88-61	63	31
1/3/1979	W	78-52	64	31
12/1/1979*	W	107-66	65	31
12/28/1979	W	99-64	66	31
12/1/1981	W	90-47	67	31
11/29/1982*	W	110-69	68	31
11/29/1983*	W	84-55	69	31
11/28/1984*	W	65-53	70	31
11/26/1985*	W	96-62	71	31
12/8/1986*	W	83-76	72	31
12/7/1987*	W	95-59	73	31
11/28/1988*	W	91-66	74	31
11/29/1989*	W	108-56	75	31
12/1/1990*	W	86-61	76	31
11/26/1991*	W	78-71	77	31
12/1/1992*	W	97-65	78	31
12/1/1993*	W	95-59	79	31
11/29/2001*	W	76-58	80	31
12/6/2002*	W	85-62	81	31
12/20/2004*	W	82-69	82	31
11/09/05*	W	67-62	83	31
12/22/07*	W	80-64	84	31
12/3/2008*	W	88-78	85	31
11/24/2009*	W	88-73	86	31
11/30/2010*	W	78-58	87	31
11/08/2013*	W*	82-60	88	31
12/31/2014*	W	61-44	89	31
12/19/2015*	W	67-46	90	31
12/27/2016*	W	80-56	91	31

Duke

Series: Duke leads, 5-5

3/12/1966	L	81-91	0	1
12/28/1971	W	74-72	1	1
12/6/1989	W	78-76	2	1
3/20/1998	L	67-80	2	2
2/1/2014*	W	91-89	3	2
2/22/2014	L	60-66	3	3
2/14/2015*	L	72-80	3	4
2/28/2015	L	54-73	3	5
1/18/2016	W	64-62	4	5
2/22/2017*	W	78-75	5	5

Eastern Michigan

Series: SU leads, 4-1

12/14/1996*	L	65-68	0	1
11/29/2011*	W	84-48	1	1
12/3/2012*	W	84-48	2	1
12/31/2013*	W	70-48	3	1
12/19/2016*	W	105-57	4	1

Florida State

Series: SU leads, 7-2

2/3/1990	W	90-69	1	0
2/18/1991*	W	88-79	2	0
12/3/1991	W	89-71	3	0
3/12/1997*	L	67-82	3	1
3/9/2014	W	74-58	4	1
1/11/2015*	W	70-57	5	1
2/11/2016*	W	85-72	6	1
3/5/2016	L	73-78	6	2
1/28/2017*	W	82-72	7	2

Georgetown

Series: SU leads, 49-43

2/15/1930*	W	40-18	1	0
2/13/1937*	L	36-45	1	1
1/29/1938*	W	43-26	2	1
1/28/1939*	W	45-43	3	1
2/1/1940*	W	38-33	4	1
2/5/1941*	W	49-43	5	1
2/5/1942*	W	55-44	6	1
2/1/1943	L	38-65	6	2



Syracuse had eight players in double digits and Frank Howard had 10 points and 11 assists in a 105-57 win against Eastern Michigan.

3/4/1943*	L	46-47 OT	6	3
1/31/1958*	W	62-46	7	3
2/4/1959	L	70-85	7	4
2/2/1963*	W	76-70	8	4
2/6/1965	W	95-81	9	4
2/18/1967*	W	108-95	10	4
12/12/1967	W	95-78	11	4
12/27/1974	L	70-71	11	5
3/3/1979	L	58-66	11	6
2/13/1980*	L	50-52	11	7
2/29/1980	L	81-87	11	8
1/17/1981	L	57-62	11	9
2/9/1981*	W	66-64	12	9
3/6/1981*	W	67-53	13	9
1/17/1982*	W	75-70	14	9
2/8/1982	L	79-96	14	10
1/10/1983*	L	92-97	14	11
3/7/1983	L	75-80	14	12
3/10/1983	W	79-72	15	12
1/30/1984*	L	67-80	15	13
3/3/1984	L	71-88	15	14
3/10/1984	L	71-82 OT	15	15
1/28/1985*	W	65-63	16	15
3/3/1985	L	63-90	16	16
3/8/1985	L	65-74	16	17
1/15/1986	L	70-73	16	18
2/23/1986*	W	64-63	17	18
3/7/1986	W	75-73 OT	18	18
1/31/1987	L	81-83 OT	18	19
2/22/1987*	L	71-72	18	20
3/8/1987	L	59-69	18	21
1/24/1988*	L	68-69	18	22
2/13/1988	L	69-71	18	23
2/13/1989	L	54-61	18	24
3/5/1989*	W	82-76 OT	19	24
3/12/1989	L	79-88	19	25
1/27/1990	W	95-76	20	25
3/4/1990*	W	89-87 OT	21	25
1/21/1991	W	58-56	22	25
3/3/1991*	W	62-58	23	25
1/15/1992	W	74-62	24	25
2/23/1992*	L	68-72	24	26
3/15/1992	W	56-54	25	26
1/5/1993	L	60-64	25	27

2/8/1993*	W	76-61	26	27
2/7/1994	L	56-60	26	28
3/6/1994*	W	81-75	27	28
1/30/1995	W	76-75	28	28
2/26/1995*	L	78-81	28	29
1/24/1996	L	64-83	28	30
2/10/1996*	W	85-64	29	30
2/8/1997*	W	77-74	30	30
1/26/1998	W	84-66	31	30
3/1/1998*	W	77-72 OT	32	30
1/16/1999	W	81-79	33	30
2/27/2000*	W	67-52	34	30
3/9/2000	L	72-76	34	31
1/29/2001*	W	70-63	35	31
2/24/2001	L	61-72	35	32
1/28/2002	L	60-75	35	33
2/24/2002*	L	69-75	35	34
2/3/2003*	W	88-80	36	34
3/1/2003	W	93-84 OT	37	34
3/13/2003	W	74-69	38	34
2/21/2004	W	57-54	39	34
1/18/2005*	W	78-73 OT	40	34
2/25/2006	L	53-68	40	35
3/10/2006	W	58-57	41	35
2/26/2007*	W	72-58	42	35
1/21/2008	L	62-64 OT	42	36
2/16/2008*	W	77-70	43	36
1/14/2009	L	74-88	43	37
2/14/2009*	W	98-94 OT	44	37
1/25/2010*	W	73-56	45	37
2/18/2010	W	75-71	46	37
3/11/2010	L	84-91	46	38
2/9/2011*	L	56-64	46	39
2/26/2011	W	58-51	47	39
2/8/2012*	W	64-61 OT	48	39
2/23/2013*	L	46-57	48	40
3/9/2013	L	39-61	48	41
3/15/2013	W	58-55	49	41
12/5/2015	L	72-79	49	42
12/7/2016*	L	71-78	49	43

series records don't reflect 101 wins vacated by the NCAA from 2004-07 to 2010-12

Georgia Tech

Series: SU Leads, 5-4

3/17/1985	L	53-70	0	1
12/16/2001	L	80-96	0	2
12/21/2002*	W	92-65	1	2
11/27/2010	W	80-76	2	2
3/4/2014*	L	62-67	2	3
1/7/2015	W	46-45	3	3
1/30/2016*	W	60-57	4	3
2/19/2017	L	65-71	4	4
3/4/2017*	W	90-61	5	4

Holy Cross

Series: SU leads, 14-12

12/30/1949*	L	58-71	0	1
2/4/1952	L	75-80	0	2
2/7/1953*	W	86-78	1	2
2/4/1955*	W	74-70	2	2
12/26/1955	L	74-87	2	3
2/8/1956	L	85-100	2	4
12/21/1956	W	95-66	3	4
2/8/1957*	W	82-66	4	4
1/15/1958	L	71-80	4	5
12/29/1958	W	88-82	5	5
1/17/1959*	W	85-71	6	5
2/26/1960*	W	85-80	7	5
2/4/1961	L	71-100	7	6
2/10/1962	L	67-76	7	7
1/28/1967*	W	91-81	8	7
2/10/1968	L	79-95	8	8
1/25/1969*	L	80-88	8	9
1/17/1970	L	89-104	8	10
1/6/1971*	L	83-94	8	11
1/5/1972	L	93-99	8	12
12/16/1972	W	84-76	9	12
1/2/1973*	W	80-71	10	12
2/16/1974	W	106-87	11	12
3/16/1981*	W	77-57	12	12
11/27/2006*	W	72-64	13	12
11/28/2014*	W	72-48	14	12

Iona

Series: SU leads, 4-0

12/2/1978*	W	89-76	1	0
12/4/1983*	W	109-92	2	0
3/13/1998	W	63-61	3	0
12/18/2010*	W	83-77	4	0

Louisville

Series: Louisville leads, 18-8

12/16/1964	L	62-67	0	1
12/29/1966	L	71-75	0	2
12/27/1971	L	81-103	0	3
3/31/1975	L	88-96 OT	0	4
12/4/1976	W	76-75	1	4
1/18/1986	L	73-83	1	5
2/14/1987*	W	99-72	2	5
1/10/1998*	W	69-65	3	5
2/10/2000	L	69-82	3	6
2/18/2006*	W	79-66	4	6
1/27/2007	L	71-76	4	7
2/18/2008	L	50-61	4	8
1/25/2008*	L	57-67	4	9
3/14/2009	L	66-76	4	10
2/14/2010*	L	60-66	4	11
3/6/2010	L	68-78	4	12
2/12/2011	L	69-73	4	13
2/13/2012	W	52-51	5	13
3/3/2012*	W	58-49	6	13
1/19/2013	W	70-68	7	13
3/2/2013*	L	53-58	7	14
3/16/2013	L	61-78	7	15
2/18/2015*	W	69-59	8	15
2/17/2016	L	58-72	8	16
2/13/2017*	L	72-76 OT	8	17
2/26/2017	L	68-88	8	18

*home games

SYRACUSE

Results vs. 2017-18 Opponents

Maryland

Series: Maryland leads, 5-3

3/21/1972	L	65-71	0	1
12/30/1972	L	76-91	0	2
3/15/1973	L	75-91	0	3
12/29/1976	L	85-96	0	4
12/6/1980*	L	73-83	0	5
3/20/2004	W	72-70	1	5
3/20/2008*	W	88-72	2	5
2/27/2014	W	57-55	3	5

Miami (FL)

Series: SU leads, 17-8

12/28/1963	W	86-85 OT	1	0
1/11/1992*	W	73-57	2	0
2/29/1992	W	68-63	3	0
1/9/1993*	W	89-81	4	0
2/6/1993	L	74-81	4	1
12/22/1993*	W	81-52	5	1
3/1/1994	W	71-69	6	1
12/6/1994	W	83-65	7	1
1/28/1995*	W	76-51	8	1
1/3/1996	L	66-75	8	2
2/1/1996*	W	72-51	9	2
12/7/1996	L	63-67	9	3
1/18/1998*	W	85-67	10	3
2/10/1998	W	72-63	11	3
2/8/1999	L	63-76	11	4
1/8/2000	W	67-55	12	4
2/13/2001*	L	57-68	12	5
1/26/2003	W	54-49	13	5
2/14/2004	W	91-74	14	5
1/4/2014*	W	49-44	15	5
1/25/2014	W	64-52	16	5
1/24/2015*	L	62-66	16	6
1/2/2016	L	51-64	16	7
1/4/2017*	W	70-55	17	7
3/8/2017	L	57-62	17	8

North Carolina

Series: NC Leads, 9-4

3/16/1957	L	58-67	0	1
3/20/1975	W	78-76	1	1
1/8/1983	L	64-87	1	2
12/10/1983*	L	64-87	1	3
3/21/1987	W	79-75	2	3
11/21/1987	L	93-96 OT	2	4
11/20/2009	W	87-71	3	4
1/11/2014*	W	57-45	4	4
1/26/2015	L	83-93	4	5
1/9/2016*	L	73-84	4	6
2/29/2016	L	70-75	4	7
4/2/2016	L	66-83	4	8
1/16/2017	L	68-85	4	9

North Carolina State

Series: SU leads 7-3

12/4/1990*	W	86-79	1	0
2/3/2001	W	54-53	2	0
12/8/2001*	L	68-82	2	1
12/4/2010*	W	65-59	3	1
12/17/2011	W	88-72	4	1
2/15/2014*	W	56-55	5	1
3/14/2014	L	63-66	5	2
3/7/2015*	L	57-71	5	3
2/27/2016*	W	75-66	6	3
2/1/2017	W	100-93 OT	7	3

Notre Dame

Series: SU leads, 28-20

2/12/1914*	W	50-14	1	0
3/2/1931*	W	28-23 OT	2	0
2/10/1932	L	18-26	2	1
1/20/1936*	L	43-46	2	2
1/18/1937	L	31-52	2	3
2/13/1939*	L	34-35 OT	2	4
1/6/1940	L	29-33	2	5
1/20/1941*	L	49-54 OT	2	6
1/12/1942	L	35-51	2	7

2/9/1985	W	65-62	3	7
2/8/1986*	L	81-85	3	8
1/21/1989	W	99-87	4	8
2/17/1990*	L	65-66	4	9
2/9/1991	W	70-69	5	9
2/15/1992*	L	98-101	5	10
3/2/1996*	W	71-67	6	10
3/6/1996	W	76-55	7	10
1/2/1997	L	52-69	7	11
1/18/1997*	L	58-73	7	12
3/5/1997	W	84-66	8	12
1/21/1998	L	63-83	8	13
12/29/1998	W	75-63	9	13
2/17/1999*	W	71-65	10	13
1/16/2000*	W	80-57	11	13
3/1/2000	W	73-71	12	13
1/2/2001*	W	79-70	13	13
1/23/2001	L	60-74	13	14
1/14/2002*	W	56-51	14	14
2/17/2002	W	68-65	15	14
2/15/2003*	W	82-80	16	14
3/4/2003	W	92-88	17	14
1/17/2004	W	81-70	18	14
2/16/2004*	L	72-84	18	15
1/10/2005	W	70-54	19	15
2/5/2005*	W	60-57	20	15
1/11/2006	W	88-82	21	15
1/30/2007*	L	91-103	21	16
3/8/2007	L	83-89	21	17
2/24/2008	L	87-94	21	18
1/17/2009*	W	93-74	22	18
1/10/2010	W	84-71	23	18
1/1/2011*	W	70-58	24	18
1/21/2012	L	58-67	24	19
2/4/2013*	W	63-47	25	19
2/3/2014*	W	61-55	26	19
2/24/2015	W	65-60	27	19
1/28/2016*	W	81-66	28	19
1/21/2017	L	66-84	29	20

Oakland

Series: SU leads, 2-0

11/21/2008*	W	86-66	1	0
12/22/2009*	W	92-60	2	0

Pittsburgh

Series: SU leads, 66-45

1/29/1914*	W	36-29	1	0
1/8/1917	W	22-17	2	0
3/2/1917*	W	41-22	3	0
2/11/1921*	W	39-28	4	0
12/30/1921	W	32-28	5	0
2/24/1922*	W	25-21	6	0
1/5/1923	L	23-30	6	1
2/21/1925*	W	31-22	7	1
1/8/1927*	L	28-29 OT	7	2
1/6/1928	L	24-45	7	3
2/1/1930*	W	40-29	8	3
12/27/1930	L	28-31	8	4
1/9/1932*	W	32-28	9	4
1/8/1938*	L	47-49	9	5
1/9/1952	L	49-72	9	6
1/9/1954*	W	80-65	10	6
1/11/1955	W	91-85	11	6
2/4/1956*	W	82-79	12	6
1/14/1957	L	64-76	12	7
1/11/1958*	L	68-71	12	8
1/10/1959	W	70-60	13	8
1/9/1960*	W	85-77	14	8
1/7/1961	L	62-79	14	9
12/21/1961*	L	63-74	14	10
1/5/1963	L	51-87	14	11
2/7/1964*	W	96-84	15	11
2/15/1964	L	67-69	15	12
1/9/1965*	W	97-73	16	12
2/17/1966	W	83-73	17	12
1/7/1867*	W	70-60	18	12
2/19/1968	W	85-71	19	12
1/4/1969*	W	70-55	20	12

2/13/1970	L	108-127	20	13
1/9/1971*	W	78-69	21	13
2/11/1972	L	99-109	21	14
1/6/1973*	W	74-66	22	14
2/9/1974	L	56-71	22	15
1/4/1975*	W	77-68	23	15
12/6/1975	W	90-80	24	15
2/7/1976	L	67-71	24	16
1/22/1977*	W	96-74	25	16
1/14/1978	L	81-86	25	17
1/6/1979*	W	100-74	26	17
12/22/1979	W	73-66	27	17
12/27/1982*	W	87-66	28	17
2/7/1983	L	74-85	28	18
1/25/1984	W	62-58	29	18
2/25/1984*	W	66-65	30	18
1/26/1985	W	80-75	31	18
2/26/1985*	W	80-72	32	18
1/11/1986*	W	78-68	33	18
2/17/1986	W	69-62	34	18
1/26/1987*	L	70-84	34	19
2/9/1987	L	61-63	34	20
3/7/1987	W	99-85	35	20
2/10/1988	W	84-75	36	20
3/6/1988*	L	84-85	36	21
1/4/1989*	L	76-81	36	22
2/4/1989	W	103-80	37	22
1/3/1990	W	80-78	38	22
1/23/1990*	W	83-74	39	22
3/9/1990	W	58-55	40	22
1/7/1991	L	79-93	40	23
2/24/1991*	W	89-68	41	23
1/8/1992	L	74-83	41	24
1/18/1992*	W	83-79	42	24
1/27/1993	W	95-79	43	24
3/6/1993*	W	78-74	44	24
3/12/1993	W	55-50	45	24
1/8/1994*	W	79-75	46	24
2/5/1994	W	80-77	47	24
1/14/1995	W	65-63	48	24
2/21/1995*	W	85-72	49	24
2/7/1996	W	73-67	50	24
2/24/1996*	W	77-60	51	24
3/2/1997*	L	63-65	51	25
2/1/1998	W	84-73	52	25
2/26/1998*	W	76-61	53	25
2/14/1999	W	75-67	54	25
1/19/2000	W	82-72	55	25
2/16/2000*	W	83-62	56	25
1/6/2001	W	71-66	57	25
2/27/2001*	W	80-69	58	25
3/9/2001	L	54-55	58	26
1/22/2002	L	57-72	58	27
2/10/2002*	L	63-75	58	28
1/18/2003	L	60-73	58	29
2/1/2003*	W	67-65	59	29
1/24/2004*	L	45-66	59	30
2/29/2004	W	49-46 OT	60	30
1/29/2005	L	69-76	60	31
2/14/2005*	L	64-68	60	32
1/23/2006	L	67-80	60	33
3/11/2006	W	65-61	61	33
1/4/2007*	L	66-74	61	34
3/1/2008*	L	77-82	61	35
1/19/2009	L	60-78	61	36
1/2/2010*	L	72-82	61	37
1/17/2011	L	66-74	61	38
1/16/2012	W	71-63	62	38
2/2/2013	L	55-65	62	39
3/14/2013	W	62-59	63	39
1/18/2014*	W	59-54	64	39
2/12/2014	W	58-56	65	39
2/7/2015	L	77-83	65	40
2/21/2015*	L	61-65	65	41
12/30/2015	L	61-72	65	42
2/20/2016*	L	52-66	65	43
3/9/2016	L	72-71	65	44
1/7/2017*	W	77-66	66	44
2/11/2017	L	75-80	66	45

St. Bonaventure

Series: SU leads, 24-3

12/15/1923*	W	29-12	1	0
1/31/1951*	W	62-56	2	0
2/4/1975	W	97-89(OT)	3	0
3/8/1975	W	100-81	4	0
12/10/1975*	W	96-84	5	0
2/12/1977	L	84-91	5	1
3/2/1977*	W	85-72	6	1
12/10/1977*	W	107-81	7	1
3/1/1978	L	69-70	7	2
2/10/1979	W	74-69	8	2
2/28/1979	W	83-71	9	2
2/9/1980*	W	105-80	10	2
1/26/1981	L	71-74	10	3
12/9/1981*	W	74-67	11	3
12/1/1982	W	73-65	12	3
12/23/1983*	W	71-62	13	3
12/12/1984	W	71-59	14	3
12/21/1985*	W	83-64	15	3
12/11/1986	W	66-52	16	3
12/17/1987*	W	111-68	17	3
12/27/1998*	W	71-55	18	3
3/13/2002*	W	76-66	19	3
12/3/2003	W	87-78	20	3
12/1/2004*	W	91-67	21	3
12/30/2006*	W	82-70	22	3
11/19/2009*	W	85-72	23	3
12/17/2015*	W	79-66	24	3

The ACC



John Swofford
Commissioner



Brian Morrison
Assoc. Commissioner
Men's Basketball

The Atlantic Coast Conference

4512 Weybridge Lane, Greensboro, NC 27407

theacc.com

Phone: (336) 854-8787 • Fax: (336) 854-8797

2016-17 ACC Final Standings

Team	ACC			Overall			Postseason
	W	L	Pct.	W	L	Pct.	
1. North Carolina	14	4	.778	33	7	.825	NCAA Champion
2. Florida State	12	6	.667	26	9	.743	NCAA Second Round
3. Louisville	12	6	.667	25	9	.735	NCAA Second Round
4. Notre Dame	12	6	.667	26	10	.722	NCAA Second Round
5. Duke	11	7	.611	28	9	.757	NCAA Second Round
6. Virginia	11	7	.611	23	11	.676	NCAA Second Round
7. Virginia Tech	10	8	.556	22	11	.667	NCAA First Round
8. Miami	10	8	.556	21	12	.636	NCAA First Round
9. Syracuse	10	8	.556	19	15	.559	NIT Second Round
10. Wake Forest	9	9	.500	19	14	.575	NCAA First Four
11. Georgia Tech	8	10	.444	21	16	.568	NIT Final
12. Clemson	6	12	.333	17	16	.515	NIT First Round
13. NC State	4	14	.222	15	17	.469	
14. Pittsburgh	4	14	.222	16	17	.484	
15. Boston College	2	16	.111	9	23	.281	



First Round, March 7

#12 Clemson 75, #13 NC State 61
#10 Wake Forest 92, #15 Boston College 78
#14 Pittsburgh 61, #11 Georgia Tech 59

Second Round, March 8

#9 Miami 62, #8 Syracuse 57
#5 Duke 79, #12 Clemson 72
#7 Virginia Tech 99, #10 Wake Forest 90
#6 Virginia 75, #14 Pittsburgh 63

Quarterfinal, March 9

#1 North Carolina 78, #9 Miami 53
#5 Duke 81, #4 Louisville 77
#2 Florida State 74, #7 Virginia Tech 68
#3 Notre Dame 71, #6 Virginia 58

Semifinals, March 10

#5 Duke 93, #1 North Carolina 83
#3 Notre Dame 77, #2 Florida State 73

Championship, March 11

#5 Duke 75, #3 Notre Dame 69

ACC in the 2017 NCAA Tournament

First Four, March 14

Kansas State 95, Wake Forest 88

First Round, March 16-17

Duke 87, Troy 65
Florida State 86, Florida Gulf Coast 80
Louisville 78, Jacksonville State 63
Michigan State 78, Miami 58
North Carolina 103, Texas Southern 64
Notre Dame 60, Princeton 58
Virginia 76, North Carolina-Wilmington 71
Wisconsin 84, Virginia Tech 74

Second Round, March 18-19

South Carolina 88, Duke 81
Xavier 91, Florida State 66
Michigan 73, Louisville 69
North Carolina 72, Arkansas 65
West Virginia 83, Notre Dame 71

Sweet 16, March 24-25

North Carolina 92, Butler 80

Elite 8, March 26-27


North Carolina 75, Kentucky 73

Final 4, April 1

North Carolina 77, Oregon 76

Championship, April 3

North Carolina 71, Gonzaga 65



In Syracuse's Jim Boeheim and Duke's Mike Krzyzewski, the ACC boasts the two winningest coaches in Division I history.

2016-17 ACC Coaches Honors

ACC Player of the Year

Justin Jackson, North Carolina

ACC Coach of the Year

Josh Pastner, Georgia Tech

ACC Defensive Player of the Year

Ben Lammers, Georgia Tech

ACC Most Improved Player of the Year

John Collins, Wake Forest

ACC Sixth Man Award

Seth Allen, Virginia Tech

ACC Freshman of the Year

Dennis Smith, NC State

ALL-ACC First Team

Luke Kennard, Duke
Justin Jackson, North Carolina
John Collins, Wake Forest
Bonzie Colson, Notre Dame
Donovan Mitchell, Louisville

ALL-ACC Second Team

Dwayne Bacon, Florida State
Dennis Smith, NC State
Ben Lammers, Georgia Tech
Joel Berry, North Carolina
London Perrantes, Virginia

ALL-ACC Third Team

Michael Young, Pittsburgh
Jaron Blossomgame, Clemson
Andrew White III, Syracuse

Davon Reed, Miami
Jayson Tatum, Duke

ALL-ACC Honorable Mention

Kennedy Meeks, North Carolina
Matt Farrell, Notre Dame
Zach LeDay, Virginia Tech
Jerome Robinson, Boston College
Jonathan Isaac, Florida State
Seth Allen, Virginia Tech
Jamel Artis, Pittsburgh
V.J. Beachem, Notre Dame
Steve Vasturia, Notre Dame

Tyler Lydon, Syracuse

selected by the ACC Coaches

Syracuse Team Records-Game

Points Scored

144	Siena	1/17/1979
135	U.S. Intern.	12/14/1988
129	C.W. Post	12/19/1989
127	vs. Connecticut (BET) (6 OT)	3/12/2009
127	American	12/2/1964

Points Allowed

127	Pittsburgh	2/13/1970
122	at New York U.	12/15/1961
118	at Niagara	12/7/1968
117	vs. Connecticut (BET) (6 OT)	3/12/2009
116	Niagara	1/31/1968

Points, First Half

70	C.W. Post	12/19/1989
70	U.S. International	12/14/1988
69	Siena	1/17/1979
68	E. Tenn. St.	12/15/2007
62	Albany	12/28/2002

Points, Second Half

75	Siena	1/17/1979
65	Rutgers	2/22/1997
65	U.S. Intern.	12/14/1988
65	at Boston College	1/17/1983
63	Charlotte	11/26/2003

Points Allowed, One Half

65	(2nd) vs. Navy (NCAA)	3/16/1986
65	(2nd) vs. W. Virginia	12/4/1996
62	(2nd) vs. La. Tech	12/4/1988
61	(1st) vs. Notre Dame	1/30/2007
61	(2nd) vs. Manhattan	11/30/2005

Fewest Points (non-forfeit)

3	at Colgate	2/14/1903
7	at Creighton	2/6/1932
7	at Rochester	2/4/1911
7	at RPI	11/29/1901
8	at Pennsylvania	1/8/1921
8	at Allegheny	2/19/1904
8	vs. RPI at Schenectady	1/5/1901

Field Goals Made

55	Siena	1/17/1979
54	U.S. International	12/14/1988
53	at Colgate	2/14/1966
51	South Florida	12/4/1987
51	American	12/2/1964

Field Goals Attempted

104	vs. St. John's	12/30/1965
103	vs. Connecticut (BET) (6 OT)	3/12/2009
102	Seton Hall	2/4/1981
102	Colgate	1/25/1964
101	Bentley	2/7/1977
101	Cornell	2/8/1966

Field Goal Pct.

.758	E. Tenn. St. (47-62)	12/15/2007
.733	Utica (44-60)	2/9/1983
.714	DePaul (45-63)	3/5/2011
.714	at Notre Dame (40-56)	1/21/1989
.700	at Pittsburgh (42-60)	2/4/1989

Field Goal Pct., One Half

.852	(2nd) Notre Dame (23-27)	1/21/1989
------	--------------------------	-----------

3-pt Field Goals Made

15	Georgia Tech	3/4/2017
15	at NC State (OT)	2/1/2017
15	Eastern Michigan	12/19/2016
15	E. Tenn. St.	12/15/2007
15	at West Virginia	1/16/1997
14	Colgate	12/8/2015
14	vs. Charlotte	11/25/15
14	vs. Wisconsin (NCAA)	3/22/2012
14	Davidson	12/18/2005
14	Notre Dame	1/16/2000
14	Seton Hall	2/7/1998

3-pt Field Goals Attempted

39	Villanova	2/22/2009
37	Notre Dame	2/15/1992
36	Binghamton	12/7/2013
35	at Villanova	3/3/2007
34	Clemson (OT)	1/5/2016
34	Lehigh	11/13/2015

3-pt Field Goal Pct. (min. 5 att.)

1.000	vs. Pittsburgh (6-6) (BET)	3/7/1987
.800	at St. John's (4-5)	2/25/1987
.800	Northeastern (4-5)	12/6/1986
.778	DePaul (7-9)	3/5/2011
.714	Seton Hall (5-7)	2/23/1994
.714	at Providence (5-7)	2/25/1990

3-pt Field Goal Pct. (min. 10 att.)

.818	UNC-Greensboro (9-11)	11/22/1997
.818	UNLV (9-11)	12/18/1996
.688	vs. Brigham Young (11-16) (NCAA)	3/18/2004
.667	Virginia Tech (8-12)	1/26/2002
.667	Georgetown (8-12)	3/6/1994

Lowest 3-pt Field Goal Pct.

.000	vs. Dayton (0-10) (NCAA)	3/22/2014
.000	vs. Providence (0-6) (BET)	3/10/1995
.000	Miami (0-11)	3/1/1994
.000	Seton Hall (0-6)	2/5/1990
.000	St. John's (0-0)	1/10/1990
.000	at Georgetown (0-2)	2/13/1989
.000	Villanova (0-6)	2/1/1989
.000	vs. Florida (0-4) (NCAA)	3/19/1987
.000	vs. Villanova (0-6) (BET)	3/6/1987
.000	at Villanova (0-1)	2/16/1987
.000	Connecticut (0-7)	2/7/1987
.000	Seton Hall (0-6)	1/10/1987
.000	at Providence (0-5)	1/5/1987

.000	at Villanova (0-1)	2/16/1987
.000	Connecticut (0-7)	2/7/1987
.000	Seton Hall (0-6)	1/10/1987
.000	at Providence (0-5)	1/5/1987
.000	at Villanova (0-1)	2/16/1987
.000	Connecticut (0-7)	2/7/1987
.000	Seton Hall (0-6)	1/10/1987
.000	at Providence (0-5)	1/5/1987
.000	at Villanova (0-1)	2/16/1987
.000	Connecticut (0-7)	2/7/1987
.000	Seton Hall (0-6)	1/10/1987
.000	at Providence (0-5)	1/5/1987

Lowest 3-pt Field Goal Pct. (min. 10 att.)

.000	vs. Dayton (0-10) (NCAA)	3/22/2014
.000	Miami (0-11)	3/1/1994
.053	Cornell (1-19)	11/9/2005
.067	at Louisville (1-15)	2/13/2012
.071	Connecticut (1-14)	2/28/1999

Free Throws Made

40	vs. Connecticut (BET) (6 OT)	3/12/2009
39	at St. John's (2 OT)	3/4/2001
38	at Providence	2/5/2000
36	at Connecticut	1/6/1982
36	at Pittsburgh	2/13/1970
36	Niagara	1/31/1968



Syracuse played in front of 75,505, the largest crowd in program history, against North Carolina in the 2016 NCAA Final Four.

Free Throws Attempted

52	Washington	11/23/2007
51	vs. Connecticut (BET) (6 OT)	3/12/2009
51	at Providence	2/5/2000
48	at St. John's	3/4/2001
48	Siena	1/2/1988

Free Throw Pct.

1.000	Miami (OH) (6-6) (NCAA)	12/13/1997
1.000	vs. Montana St. (12-12)	3/14/1996
1.000	Duquesne (17-17)	12/3/1983
.963	St. John's (26-27)	1/18/1994
.958	vs. California (23-24)	1/26/2014
.950	Niagara (19-20)	2/10/1966

Consecutive Free Throws Made

26	Providence (20) and Rutgers (6)	1/10/1996
26	Providence (20) and Rutgers (6)	1/14/1996

Rebounds

80	Cornell	2/8/1966
80	Massachusetts	1/29/1966
79	American	12/2/1964
76	Colgate	3/5/1966
75	Niagara	3/4/1964

Assists

38	Rutgers	2/28/1973
37	Providence	1/22/1986
37	Colgate	3/5/1966
37	Creighton	2/21/1966
36	Winthrop	11/22/1996
36	C.W. Post	12/19/1989
36	St. Bonaventure	2/9/1980

Steals

22	Rutgers	1/2/2002
22	St. Francis (PA)	12/30/1988
21	Albany	11/9/2009
21	Colgate	11/28/1995
21	Wagner	12/19/1992
21	Cornell	11/29/1989

Blocked Shots

20	Miami	1/11/1992
16	Illinois-Chicago	12/21/2005
16	Colgate	11/28/2001
15	Seton Hall	12/28/2011
15	Hartford	12/29/1999
15	Texas Southern	12/12/1997
15	Seton Hall	2/4/1981

Turnovers

34	at St. Bonaventure	2/9/1980
33	at Kentucky	2/5/1995
32	Cornell	1/13/1976
31	vs. St. Bonaventure	3/8/1975
30	Pittsburgh	1/22/1977
30	Buffalo	12/3/1975

Personal Fouls

36	Siena	1/17/1979
34	George Washington	11/16/1994
34	vs. Navy (NCAA)	12/7/1985
34	vs. Virginia (NCAA)	3/22/1984
33	at Duquesne	12/28/1976

Disqualifications

5	vs. Virginia (NCAA)	3/22/1984
---	---------------------	-----------

Attendance, regular season

35,446	Duke	2/14/2015
35,446	Duke	2/1/2014
35,012	Georgetown	2/23/2013
34,616	Villanova	2/27/2010
33,736	Villanova	1/22/2011
33,633	Villanova	3/5/2006
33,430	Connecticut	2/11/2012
33,205	Louisville	3/3/2012
33,199	Notre Dame	2/5/2005
33,071	Rutgers	3/9/2003

Attendance, all games

75,505	vs. N. Carolina (NCAA)	4/2/2016
75,350	vs. Michigan (NCAA)	4/6/2013
64,959	vs. Indiana (NCAA)	3/30/1987
64,959	vs. Providence (NCAA)	3/28/1987
54,524	vs. Kansas (NCAA)	4/7/2003

Syracuse Team Records-Season

Games Played

40	2012-13
38	2008-09
38	1995-96
38	1988-89
38	1986-87
37	2015-16
37	2011-12

Wins

*34	2011-12 (37 games)
31	1986-87 (38 games)
30	2012-13 (40 games)
30	2009-10 (35 games)
30	2002-03 (35 games)
30	1988-89 (38 games)

Wins, Regular Season

*30	2011-12 (31 games)
28	2009-10 (31 games)
27	2013-14 (31 games)
26	1990-91 (30 games)
25	2010-11 (31 games)
25	1988-89 (31 games)

ACC Wins

14	2013-14 (18 games)
----	--------------------

BIG EAST Conference Wins

17	2011-12 (18 games)
15	2009-10 (18 games)
14	1985-86 (16 games)

Fewest ACC Wins

9	2015-16 (18 games)
9	2014-15 (18 games)

Fewest BIG EAST Conference Wins

5	1979-80 (6 games)
6	1980-81 (14 games)

Winning Pct.

1.000	1913-14 (12-0)
.950	1925-26 (19-1)
.941	1917-18 (16-1)
.919	2011-12 (34-3)
.909	1914-15 (10-1)

Lowest Winning Pct.

.083	1961-62 (2-22)
.111	1902-03 (1-8)
.174	1960-61 (4-19)
.214	1909-10 (3-11)

Losses

22	1961-62 (24 games)
19	1960-61 (23 games)
16	1968-69 (25 games)

Fewest Losses

0	1913-14 (12 games)
1	1914-15 (11 games)
1	1917-18 (17 games)
1	1925-26 (20 games)
2	six times


Points Scored

3,410	1988-89 (38 games)
3,145	1986-87 (38 games)
3,046	2008-09 (38 games)
2,965	1987-88 (35 games)
2,897	1995-96 (38 games)

Points Allowed

2,891	1988-89 (38 games)
2,766	1986-87 (38 games)
2,725	2008-09 (38 games)
2,607	1995-96 (38 games)
2,601	2007-08 (35 games)

* wins vacated by the NCAA



Syracuse's 1965-66 squad, which featured Dave Bing and Coach Fred Lewis, averaged a program-best 99.0 points per game.

Scoring Average

99.0	1965-66 (2,773 points, 28 games)
89.7	1988-89 (3,410 points, 38 games)
88.7	1978-79 (2,660 points, 38 games)
87.8	1977-78 (2,459 points, 28 games)
87.4	1971-72 (2,447 points, 28 games)

Scoring Average Against

85.8	1969-70 (2,074 points, 24 games)
82.5	1965-66 (2,311 points, 28 games)
82.0	1968-69 (2,050 points, 25 games)
81.3	1971-72 (2,277 points, 28 games)
80.6	1960-61 (1,854 points, 23 games)

Field Goals Made

1,334	1988-89 (38 games)
1,204	1986-87 (38 games)
1,135	1987-88 (35 games)
1,132	1965-66 (28 games)
1,110	2008-09 (38 games)

Field Goals Attempted

2,456	1988-89 (38 games)
2,333	1986-87 (38 games)
2,294	2012-13 (40 games)
2,277	2008-09 (38 games)
2,271	1965-66 (28 games)

Field Goal Pct.

.543	1988-89 (1,334-2,456, 38 games)
.539	1979-80 (1,025-1,902, 30 games)
.534	1978-79 (1,052-1,970, 30 games)
.532	1980-81 (1,014-1,904, 34 games)
.529	1982-83 (1,019-1,926, 31 games)

Free Throws Made

644	1995-96 (38 games)
637	1986-87 (38 games)
602	1980-81 (34 games)
599	1988-89 (38 games)
592	2006-07 (35 games)

Free Throw Attempts

980	1986-87 (38 games)
979	1988-89 (38 games)
957	1987-88 (35 games)
913	1995-96 (38 games)
892	1989-90 (33 games)

Free Throw Pct.

.751	1983-84 (518-690, 32 games)
.749	1980-81 (602-803, 34 games)
.747	1971-72 (585-783, 28 games)
.747	1967-68 (441-590, 25 games)
.738	2016-17 (506-686, 34 games)

3-pt. Field Goals Made

315	2015-16 (37 games)
300	2016-17 (34 games)
260	2005-06 (35 games)
257	2006-07 (35 games)
256	2008-09 (38 games)

3-pt. Field Goal Attempts

876	2015-16 (37 games)
788	2016-17 (34 games)
766	2001-02 (35 games)
743	2008-09 (38 games)
705	2006-07 (35 games)

3-pt. Field Goal Pct.

.403	1986-87 (100-248, 38 games)
.391	2009-10 (244-624, 35 games)
.381	2016-17 (506-686, 34 games)
.378	1987-88 (121-320, 35 games)
.370	1988-89 (143-386, 38 games)
.365	1996-97 (233-639, 32 games)
.365	2006-07 (257-705, 35 games)

Rebounds

1,535	2012-13 (40 games)
1,524	1986-87 (38 games)
1,505	2008-09 (38 games)
1,503	1988-89 (38 games)
1,497	1965-66 (28 games)

Rebounding Average

53.5	1965-66 (28 games)
52.4	1964-65 (23 games)
51.4	1969-70 (24 games)
49.1	1976-77 (30 games)
48.8	1973-74 (26 games)

Assists

762	1988-89 (38 games)
696	1987-88 (35 games)
695	1986-87 (38 games)
687	2008-09 (38 games)
673	2009-10 (35 games)

Assists Average (1976-present)

20.8	1985-86 (32 games)
20.5	1979-80 (30 games)
20.1	1988-89 (38 games)
19.9	1987-88 (35 games)
19.7	1978-79 (30 games)

Steals

394	2001-02 (36 games)
362	2012-13 (40 games)
340	1988-89 (38 games)
338	2011-12 (37 games)
336	2009-10 (35 games)

Steals Average (1981-present)

10.9	2001-02 (36 games)
10.2	1994-95 (30 games)
10.1	1990-91 (32 games)
10.0	1992-93 (29 games)
9.9	1998-99 (33 games)
9.9	1996-97 (32 games)

Blocked Shots

255	2011-12 (37 games)
250	2006-07 (35 games)
247	2002-03 (35 games)
246	2012-13 (40 games)
231	2010-11 (35 games)

Blocked Shots Average (1981-present)

7.1	2006-07 (35 games)
7.1	2002-03 (35 games)
6.9	1998-99 (33 games)
6.9	2011-12 (37 games)
6.6	2010-11 (35 games)
6.6	2003-04 (31 games)

Turnovers

629	1978-79 (30 games)
611	1975-76 (29 games)
583	2008-09 (38 games)
575	1995-96 (38 games)
575	1979-80 (30 games)
575	1976-77 (30 games)

Turnover Average (1976-present)

21.0	1978-79 (30 games)
19.2	1979-80 (30 games)
19.2	1976-77 (30 games)
17.3	1992-93 (29 games)
16.7	1981-82 (29 games)

Home Attendance

537,949	1988-89 (19 games)
498,850	1985-86 (19 games)
497,179	1990-91 (17 games)
478,686	1989-90 (16 games)
474,214	1986-87 (19 games)

Home Attendance Average

29,918	1989-90 (16 games)
29,246	1990-91 (17 games)
28,826	1987-88 (16 games)
28,313	1988-89 (19 games)
27,103	1991-92 (17 games)

Syracuse Individual Records-Game

Points Scored

47	Bill Smith vs. Lafayette	1/14/1971
46	Dave Bing vs. Vanderbilt	12/28/1965
45	Dave Bing vs. Colgate	2/16/1965
43	John Gillon at NC State (OT)	2/1/2017
43	Gerry McNamara vs. BYU (NCAA)	3/18/2004
43	Dave Bing vs. Buffalo	12/4/1965

Points Scored, One Half

31	Adrian Autry (2nd) vs. Missouri (NCAA)	3/24/1994
28	Gerry McNamara (1st) vs. BYU (NCAA)	3/18/2004
28	Gerry McNamara (2nd) vs. Charlotte	11/26/2003
27	Bill Smith (1st) vs. Lafayette	1/14/1971
26	Demetris Nicholas (2nd) vs. St. Johns	1/2/2008

Points Scored, Freshman

33	Carmelo Anthony vs. Texas (NCAA)	4/5/2003
30	Dwayne Washington vs. Villanova (BET)	3/9/1984
28	Tyler Ennis vs. California	11/26/2013
28	Jonny Flynn vs. Pittsburgh	3/1/2008
28	Jonny Flynn vs. Siena	11/12/2007

Points Scored, Freshman Debut

28	Jonny Flynn vs. Siena	11/12/2007
27	Carmelo Anthony vs. Memphis	11/14/2002
17	John Wallace vs. Cornell	12/1/1992
16	Dwayne Washington vs. Colgate	11/26/1983

Field Goals Made

19	Dave Bing vs. Colgate (30T)	2/16/1965
18	Dennis DuVall vs. Bucknell	1/23/1974
15	Lawrence Moten at Villanova	1/15/1994
14	Demetris Nichols vs. St. John's	2/11/2007
14	Billy Edelin vs. Canisius	12/30/2003
14	Billy Owens vs. Boston College	2/2/1991

Field Goal Attempts

34	Greg Kohls at Colgate	3/4/1972
30	Dennis DuVal vs. Bucknell	1/23/1974
29	Carmelo Anthony at Georgetown	3/1/2003
29	Jimmy Lee vs. Louisville	3/31/1975
27	Demetris Nichols vs. Connecticut	1/16/2006
27	Lawrence Moten at Villanova	2/14/1995

Field Goal Pct. (min 12 att.)

1.000	Rick Dean (13-13) vs. Colgate	2/14/1966
1.000	Hakim Warrick (11-11) at Miami	2/14/2004
1.000	Arinze Onuaku (9-9) vs. E. Tenn. St.	12/15/2007

Free Throws Made

18	Hakim Warrick vs. Rhode Island	11/30/2003
18	Allen Griffin at St. John's	3/4/2001
16	Jonny Flynn vs. Connecticut (BET) (6 OT)	3/12/2009
15	Hakim Warrick at Connecticut	3/5/2005
15	Hakim Warrick at St. John's	2/23/2005
15	Derrick Coleman vs. Villanova	1/6/1990

Free Throw Attempts

22	Hakim Warrick at Connecticut	3/5/2005
22	Hakim Warrick vs. Rhode Island	11/30/2003
22	Allen Griffin at St. John's	3/4/2001
19	Dave Johnson vs. E. Kentucky	12/6/1991
18	Dave Johnson vs. NC State	12/4/1990

Free Throw Pct. (min 15 att.)

1.000	Greg Kohls (17-17) vs. Fordham	2/9/1972
1.000	Jonny Flynn (16-16) vs. Connecticut (BET) (6 OT)	3/12/2009

3-pt. Field Goals Made

9	John Gillon at NC State (OT)	2/1/2017
9	Trevor Cooney vs. Notre Dame	2/3/2014
9	James Southerland at Arkansas	11/30/2012
9	Andy Rautins vs. Coppin State	12/22/2008
9	Gerry McNamara vs. BYU (NCAA)	3/18/2004
8	Andrew White III vs. Georgia Tech	3/4/2017
8	Michael Gbinije vs. NC State	2/27/2016
8	Andy Rautins at Providence	2/23/2010
8	Gerry McNamara vs. Davidson	12/18/2006
8	Gerry McNamara vs. Charlotte	11/26/2003
8	Preston Shumpert vs. Albany	12/2/2001
8	Preston Shumpert vs. Connecticut	2/19/2001

3-pt. Field Goal Attempts

16	Andy Rautins vs. Coppin State	12/22/2008
16	Donte Greene vs. Georgetown	2/16/2008
16	Gerry McNamara at Notre Dame	1/11/2006
16	Marius Janulis vs. Miami	1/18/1998

3-pt. Field Goal Pct. (min. 6 att.)

1.000	James Southerland (6-6) vs. Pittsburgh (BET)	3/14/2013
1.000	Brandon Triche (6-6) vs. Oakland	12/22/2009



John Gillon's nine 3-pointers at NC State in 2017 equaled a Syracuse standard owned by four others.

Rebounds

34	Frank Reddout at Temple	2/9/1952
25	Dave Bing vs. Cornell	2/8/1966
23	Derrick Coleman vs. Villanova (BET)	3/10/1990
23	Dan Schayes vs. Georgetown	2/9/1981
23	Rudy Hackett at W. V.	2/11/1974
23	Bill Smith vs. W. V.	2/13/1971
23	Vaughn Harper vs. Colgate	3/4/1967
23	Norm Goldsmith vs. Colgate	1/25/1964

Assists

#22	Sherman Douglas vs. Providence	1/28/1989
18	Dwayne Washington vs. St. John's	2/27/1984
16	M. Carter-Williams vs. Monmouth	12/8/2012
14	Jason Hart vs. Villanova	2/23/2000
14	Michael Lloyd vs. S. Illinois (NCAA)	3/17/1995
14	Sherman Douglas vs. Kentucky	2/26/1989
14	Sherman Douglas vs. Indiana	11/23/1988
14	Dwayne Washington vs. St. John's (BET)	3/8/1986
14	Eddie Moss vs. St. Bonaventure	2/9/1980

Steals

10	Todd Burgan vs. Colgate	11/30/1997
9	DeShaun Williams vs. Boston College	3/3/2002
9	James Thues vs. Rutgers	1/2/2002
8	Matt Roe vs. St. Francis (PA)	12/30/1988
7	10 times	

Blocked Shots

*10	Fab Melo vs. Seton Hall	12/28/2011
9	Etan Thomas vs. Pittsburgh	2/16/2000
9	Etan Thomas vs. Florida Atlantic	11/22/1999
9	Etan Thomas vs. Connecticut	1/24/1998
8	13 times	

Turnovers

11	Dwayne Washington vs. Georgetown (BET)	3/6/1986
10	Hakim Warrick vs. Vermont (NCAA)	3/18/2005
9	Eric Devendorf at Providence	1/28/2009
9	DeShaun Williams at Georgia Tech	2/16/2001
9	Jason Hart at Providence	2/5/2000
9	Billy Owens vs. Charlotte	12/8/1990

Minutes Played (including overtime)

67	Jonny Flynn vs. Connecticut (BET) (6OT)	3/12/2009
----	---	-----------

NCAA record (tied)

* statistics vacated by NCAA sanctions

SYRACUSE

Syracuse Individual Records-Season

Points Scored

845	John Wallace	1995-96
794	Dave Bing	1965-66
778	Carmelo Anthony	2002-03
748	Greg Kohls	1971-72
744	Preston Shumpert	2001-02
744	Billy Owens	1990-91

Scoring Average

28.4	Dave Bing	1965-66
26.7	Greg Kohls	1971-72
24.2	Vinnie Cohen	1956-57
23.3	Billy Owens	1990-91
23.2	Dave Bing	1964-65

Points Scored, Freshman

778	Carmelo Anthony	2002-03
620	Donte Greene	2007-08
583	Lawrence Moten	1991-92
548	Jonny Flynn	2007-08
496	Malachi Richardson	2015-16

Points Scored, Sophomore

663	Jonny Flynn	2008-09
659	Sherman Douglas	1986-87
602	Billy Owens	1989-90
565	Rafael Addison	1983-84
556	Dave Bing	1963-64

Points Scored, Junior

744	Billy Owens	1990-91
683	Stephen Thompson	1988-89
662	Preston Shumpert	2000-01
644	Lawrence Moten	1993-94
625	Derrick Coleman	1988-89

Points Scored, Senior

845	John Wallace	1995-96
794	Dave Bing	1965-66
748	Greg Kohls	1971-72
744	Preston Shumpert	2001-02
726	Hakim Warrick	2004-05

Field Goals Made

308	Dave Bing	1965-66
297	Stephen Thompson	1988-89
293	John Wallace	1995-96
282	Billy Owens	1990-91
280	Rudy Hackett	1974-75

Field Goals Attempted

636	Jack Kiley	1949-50
612	Carmelo Anthony	2002-03
610	Greg Kohls	1971-72
599	John Wallace	1995-96
591	Preston Shumpert	2001-02

Field Goal Pct.

.668	Arinze Onuaku (153-229)	2009-10
.667	Arinze Onuaku (178-267)	2008-09
.654	Roosevelt Bouie (189-289)	1979-80
.639	Stephen Thompson (297-465)	1988-89
.631	Roosevelt Bouie (176-279)	1978-79

Free Throws Made

222	John Wallace	1995-96
222	Greg Kohls	1971-72
211	Hakim Warrick	2004-05
188	Derrick Coleman	1989-90
180	Jonny Flynn	2008-09

Free Throws Attempted

310	Hakim Warrick	2004-05
291	John Wallace	1995-96
263	Derrick Coleman	1989-90
257	Greg Kohls	1971-72
248	Bill Smith	1970-71

Free Throw Pct.

.909	Gerry McNamara (90-99)	2002-03
.902	Gerry McNamara (111-123)	2005-06
.885	Jim Lee (93-105)	1972-73
.880	Rich Cornwall (103-117)	1966-67
.875	Marty Headd (49-56)	1980-81

Consecutive Free Throws Made

48	John Gillon (1/28-3/4)	2016-17
37	Brandon Triche (2/9-3/18)	2010-11
34	Mike Lee (1/12-2/2)	1971-72
33	Tyler Lydon (1/1-2/4)	2016-17
30	Gerry McNamara (1/18-3/1)	2002-03
30	Gerry McNamara (12/3-1/13)	2002-03

3-pt. Field Goals Made

112	Andrew White III	2016-17
107	Gerry McNamara	2004-05
105	Gerry McNamara	2003-04
103	Gerry McNamara	2005-06
102	Andy Rautins	2008-09

3-pt. Field Goals Attempted

315	Gerry McNamara	2004-05
308	Gerry McNamara	2005-06
279	Andy Rautins	2008-09
278	Andrew White	2016-17

3-pt. Field Goal Pct.

.474	Matt Roe (83-175)	1988-89
.439	Greg Monroe (79-180)	1986-87
.426	Preston Shumpert (54-126)	1999-00
.420	John Wallace (37-88)	1995-96
.418	DeShaun Williams (38-91)	1999-00

Consecutive Games, 3-pt. Field Goal

34	Gerry McNamara	2004-05
----	----------------	---------

Double-Figure Scoring Games

38	John Wallace	1995-96
37	Michael Gbinije	2015-16
37	Sherman Douglas	1986-87
36	Jonny Flynn	2008-09

Consecutive Double-Figure Scoring Games

38	John Wallace	1995-96
37	Michael Gbinije	2015-16
35	Carmelo Anthony	2002-03
34	Hakim Warrick	2004-05

Rebounds

422	Derrick Coleman	1988-89
407	Rudy Hackett	1974-75
398	Derrick Coleman	1989-90
384	Derrick Coleman	1987-88
378	Bill Smith	1970-71

Rebound Average

16.4	Jon Cincebox	1957-58
15.9	Jon Cincebox	1958-59
14.5	Bill Smith	1970-71
14.3	Vaughn Harper	1966-67
12.7	Rudy Hackett	1974-75



Andrew White III established the school record for 3-pointers in a season with 112 in 2016-17.

Assists

326	Sherman Douglas	1988-89
292	M. Carter-Williams	2012-13
289	Sherman Douglas	1986-87
288	Sherman Douglas	1987-88
281	Lazarus Sims	1995-96

Assist Average

8.6	Sherman Douglas	1988-89
8.2	Sherman Douglas	1987-88
7.8	Dwayne Washington	1985-86
7.6	Sherman Douglas	1986-87
7.4	Lazarus Sims	1995-96

Steals

111	M. Carter-Williams	2012-13
101	James Thues	2001-02
101	Jason Hart	1998-99
90	Jason Hart	1996-97
85	Eddie Moss	1980-81

Steal Average

3.1	Jason Hart	1998-99
2.8	James Thues	2001-02
2.8	M. Carter-Williams	2012-13
2.8	Jason Hart	1996-97
2.6	Dwayne Washington	1985-86

Blocked Shots

138	Etan Thomas	1997-98
131	Etan Thomas	1998-99
127	Derrick Coleman	1988-89
112	Darryl Watkins	2006-07
107	Etan Thomas	1999-00

Blocked Shot Average

4.0	Etan Thomas	1999-00
3.9	Etan Thomas	1997-98
3.7	Etan Thomas	1999-00
3.4	Darryl Watkins	2006-07
3.4	Derrick Coleman	1988-89

Games Played

40	M. Carter-Williams	2012-13
40	Rakeem Christmas	2012-13
40	C.J. Fair	2012-13
40	Jerami Grant	2012-13
40	Baye Moussa Keita	2012-13
40	Brandon Triche	2012-13

Games Started

40	M. Carter-Williams	2012-13
40	Rakeem Christmas	2012-13
40	C.J. Fair	2012-13
40	Brandon Triche	2012-13
38	Jonny Flynn	2008-09
38	Lazarus Sims	1995-96
38	Todd Burgan	1995-96
38	John Wallace	1995-96
38	Matt Roe	1988-89
38	Billy Owens	1988-89
38	Stephen Thompson	1988-89
38	Derrick Coleman	1986-87
38	Greg Monroe	1986-87
38	Howard Triche	1986-87
38	Sherman Douglas	1986-87
38	Sherman Douglas	1988-89

Minutes Played (1982-83 to present)

1,418	Jonny Flynn	2008-09
1,408	M. Carter-Williams	2012-13
1,403	Michael Gbinije	2015-16
1,394	C.J. Fair	2012-13
1,379	John Wallace	1995-96

Minutes Played Avg. (1982-83 to present)

38.0	Billy Owens	1990-91
37.9	Michael Gbinije	2015-16
37.9	Dave Johnson	1991-92
37.8	C.J. Fair	2013-14
37.5	Hakim Warrick	2004-05
37.3	Trevor Cooney	2014-15
37.3	Jonny Flynn	2008-09
37.3	Hakim Warrick	2003-04

SYRACUSE

Syracuse Individual Records-Career

Points Scored

2,334	Lawrence Moten	1991-95
2,143	Derrick Coleman	1986-90
2,119	John Wallace	1992-96
2,099	Gerry McNamara	2002-06
2,073	Hakim Warrick	2001-05

Scoring Average

24.7	Dave Bing	1963-66
22.2	Carmelo Anthony	2002-03
21.0	Vinnie Cohen	1953-56
20.7	Bill Smith	1968-71
19.3	Lawrence Moten	1991-95

Field Goals Made

838	Lawrence Moten	1991-95
801	Stephen Thompson	1986-90
797	Sherman Douglas	1985-89
784	John Wallace	1992-96
779	Rafael Addison	1982-86

Field Goals Attempted

1,736	Lawrence Moten	1991-95
1,684	Gerry McNamara	2002-06
1,487	Preston Shumpert	1998-02
1,482	Sherman Douglas	1985-89
1,481	Dennis DuVal	1971-74

Field Goal Pct.

.648	Arinze Onuaku	2005-10
.600	Etan Thomas	1996-00
.596	Bill Smith	1968-71
.593	Roosevelt Bouie	1976-80
.591	Rick Jackson	2007-11

Free Throws Made

587	Derrick Coleman	1986-90
529	Hakim Warrick	2001-05
510	John Wallace	1992-96
461	Lawrence Moten	1991-95
438	Dave Bing	1963-66

Free Throws Attempted

858	Derrick Coleman	1986-90
803	Hakim Warrick	2001-05
715	Rony Seikaly	1984-88
691	John Wallace	1992-96
644	Lawrence Moten	1991-95

Free Throw Pct.

.887	Gerry McNamara (435-490)	2002-06
.861	Rich Cornwall (217-252)	1965-68
.859	Jim Lee (243-283)	1972-75
.824	Greg Kohls (388-471)	1969-72
.816	John Suder (146-179)	1967-70

3-pt. Field Goals Made

400	Gerry McNamara	2002-06
282	Andy Rautins	2005-10
271	Trevor Cooney	2012-16
249	Preston Shumpert	1998-02
208	Eric Devendorf	2005-09

3-pt. Field Goals Attempted

1,131	Gerry McNamara	2002-06
835	Trevor Cooney	2012-16
754	Andy Rautins	2005-10
659	Preston Shumpert	1998-02
624	Lawrence Moten	1991-95

3-pt. Field Goal Pct.

.439	Greg Monroe (79-180)	1983-87
.433	Matt Roe (159-367)	1986-89
.399	Marius Janulis (190-476)	1994-98
.390	John Wallace (41-105)	1992-96
.387	Michael Gbinije (159-411)	2013-16

Double-Figure Scoring Games

121	Derrick Coleman	1986-90
118	Lawrence Moten	1991-95
109	Sherman Douglas	1985-89
108	John Wallace	1992-96
103	Gerry McNamara	2002-06

Consecutive Double-Figure Scoring Games

66	Dave Bing	1963-66
62	Lawrence Moten	1993-95
61	Hakim Warrick	2004-05
58	Greg Kohls	1970-72
46	John Wallace	1994-96
46	Dave Johnson	1990-92

Consecutive Games, 3-pt. Field Goal

51	Gerry McNamara	2003-06
----	----------------	---------

Rebounds

1,537	Derrick Coleman	1986-90
1,094	Rony Seikaly	1984-88
1,065	John Wallace	1992-96
1,025	Hakim Warrick	2001-05
1,004	Jon Cincebox	1956-59

Rebound Average

14.6	Jon Cincebox	1956-59
12.9	Bill Smith	1968-71
11.4	Rudy Hackett	1972-75
11.0	Vaughn Harper	1965-68
10.8	Gary Clark	1956-57

Assists

960	Sherman Douglas	1985-89
709	Jason Hart	1996-00
648	Gerry McNamara	2002-06
637	Dwayne Washington	1983-86
631	Adrian Autry	1990-94

Assist Average

7.0	Sherman Douglas	1985-89
6.7	Dwayne Washington	1983-86
6.0	Jonny Flynn	2007-09
5.4	Jason Hart	1996-00
5.2	Adrian Autry	1990-94

Steals

329	Jason Hart	1996-00
258	Gerry McNamara	2002-06
235	Sherman Douglas	1985-89
230	Eddie Moss	1977-81
220	Dwayne Washington	1983-86

Steal Average

2.5	Jason Hart	1996-00
2.3	Dwayne Washington	1983-86
2.1	Billy Owens	1988-91
2.0	Eddie Moss	1977-81
1.9	Gerry McNamara	2002-06



Brandon Triche started every game of his Syracuse career—a school-record 147 appearances with the first unit.

Blocked Shots

424	Etan Thomas	1996-00
327	Roosevelt Bouie	1976-80
319	Derrick Coleman	1986-90
319	Rony Seikaly	1984-88
273	Darryl Watkins	2003-07

Blocked Shot Average

3.5	Etan Thomas	1996-00
2.8	Roosevelt Bouie	1976-80
2.5	Darryl Watkins	2003-07
2.3	Rony Seikaly	1984-88
2.2	Derrick Coleman	1986-90

Games Played

147	Brandon Triche	2009-13
144	Stephen Thompson	1986-90
143	C.J. Fair	2010-14
143	Derrick Coleman	1986-90
143	Rick Jackson	2007-11
142	Rakeem Christmas	2011-15
142	Baye Moussa Keita	2010-14
141	Trevor Cooney	2012-16
140	Scoop Jardine	2007-12
140	Kris Joseph	2008-12

Games Started

147	Brandon Triche	2009-13
140	Rakeem Christmas	2011-15
140	Derrick Coleman	1986-90
136	Craig Forth	2001-05
135	Gerry McNamara	2002-06
133	Rony Seikaly	1984-88
131	Jason Hart	1996-00

Minutes (1982-83 to present)

4,799	Gerry McNamara	2002-06
4,688	Derrick Coleman	1986-90
4,491	Jason Hart	1996-00
4,251	C.J. Fair	2010-14
4,211	John Wallace	1992-96
4,186	Hakim Warrick	2001-05
4,134	Lawrence Moten	1991-95
4,089	Sherman Douglas	1985-89
4,037	Adrian Autry	1990-94
4,032	Trevor Cooney	2012-16

Opponent Records-Game

Points Scored

127	Pittsburgh	2/13/1970
122	New York U.	12/15/1961
118	at Niagara	12/7/1968
117	Connecticut (BET) (6 OT)	3/12/2009
116	Niagara	1/31/1968

Points Allowed, One Half

65	(2nd) vs. Navy (NCAA)	3/16/1986
65	(2nd) vs. West Virginia	12/4/1996
62	(2nd) vs. Louisiana Tech	12/4/1988
61	(1st) vs. Notre Dame	1/30/2007
61	(2nd) vs. Manhattan	11/30/2005

Fewest Points (non-forfeit)

3	Rochester	2/15/1902
5	Yale	12/18/1903
6	Cazenovia Seminary	2/6/1904
7	St. John's Military	1/16/1904
8	Colgate	1/15/1902

Field Goals Made

48	Pittsburgh	2/13/1970
47	UNLV	12/5/1975
45	at Niagara	12/7/1968
44	New York U.	12/15/1961
42	DePaul	2/1/1981

Field Goals Attempted

102	U.S. International	12/14/1988
101	Bentley	2/7/1977
91	Wagner	12/29/1990
91	Lafayette	12/13/1993
85	Dusquesne	12/28/1976

Field Goal Pct.

.686	Maryland (35-51)	12/6/1980
.681	Villanova (32-47)	1/3/1984
.655	So. Illinois (36-55)	3/17/1995
.630	Georgetown (34-54)	2/8/1982
.622	Connecticut (28-45)	2/3/1992

3-pt Field Goals Made

16	at Boston College	1/1/2017
16	Boston University	12/10/2016
16	Robert Morris	3/18/2008
16	DePaul	3/2/2006
15	Duke (OT)	2/1/2014
15	Cornell	12/20/2004
15	Southern Illinois	3/17/1995
14	Seton Hall	2/7/1998

3-pt Field Goals Attempted

41	Boston University	12/10/2016
41	Robert Morris (NIT)	3/18/2008
41	St. John's	2/18/2003
37	at Duke	1/18/2016
37	Charlotte	11/22/2006

3-pt Field Goal Pct. (min. 10 att.)

.684	Notre Dame	1/21/1998
.667	Rhode Island	12/8/2007
.667	Seton Hall	12/12/1998
.652	So. Illinois (NCAA)	3/17/1995
.625	Cornell	12/20/2004

Lowest 3-pt Field Goal Pct. (min. 10 att.)

.000	Villanova (BET)	3/13/1988
.000	Boston U.	12/30/1986
.056	Wisconsin	11/13/1999
.067	at St. John's (1-15)	12/15/2013
.074	Seton Hall	12/30/2008

Free Throws Made

43	Villanova	12/6/1990
41	Notre Dame	2/8/1986
41	Navy	12/7/1985
38	Boston College	1/21/1981
37	North Carolina	1/8/1983

Free Throws Attempted

53	Pittsburgh	2/7/1983
52	Navy (NCAA)	3/16/1986
50	Ga. Washington	11/16/1994
49	St. John's	2/12/1997
49	Villanova	1/6/1990

Fewest Free Throws Attempted

0	West Virginia	2/20/2006
2	at Louisville	2/17/2016
3	Richmond	12/3/1999
3	Seton Hall	2/10/2001
3	at Notre Dame	2/9/1991
3	Miami (OH)	12/13/1997

Free Throw Pct. (min. 10 att.)

1.000	Boston College (11-11)	12/30/1992
1.000	at Pittsburgh (16-16)	2/1/1998
1.000	Seton Hall (12-12)	2/10/2001
1.000	Tulane (15-15)	12/1/2007
1.000	Connecticut (10-10)	1/16/1988

Rebounds

70	Creighton	2/21/1966
70	Creighton	1/3/1966
70	Boston College	3/3/1962
57	Bentley	2/7/1977
55	Rhode Island	11/30/2003

Assists

35	at DePaul	3/2/2006
29	Georgetown	2/22/1987
28	North Carolina	12/10/1983
28	at NC State (OT)	2/1/2017
28	at Boston College	1/1/2017

Steals

21	Rutgers	2/18/1976
19	Georgetown	1/17/1982
18	St. John's	2/18/2003
18	Georgetown	3/1/1998
18	Wagner	12/19/1992

Blocked Shots

16	Connecticut	1/16/2006
12	Penn State	1/12/1977
11	at Rutgers	2/2/2002
11	at Seton Hall	1/11/93
10	at Georgetown	1/27/1990

Turnovers

43	Northeastern	2/5/1977
41	Connecticut	2/19/1972
39	Wagner	12/19/1992
36	Cornell	11/29/1983
34	Albany	12/7/1999

Personal Fouls

42	St. John's	2/20/1991
37	Siena	1/17/1979
36	Seton Hall	2/11/1992
35	Washington	11/23/2007
34	St. Bonaventure	12/17/1987

Disqualifications

4	eight times, most vs. Connecticut (6OT)	3/12/2009
4	St. John's	3/4/2001

Individual

Points Scored

68	Calvin Murphy, Niagara	12/7/1968
50	Calvin Murphy, Niagara	1/31/1968
41	Quincy Douby, Rutgers	2/1/2006
41	Tracy Tripucka, Lafayette	1/14/1971
41	Bob Dwors, Bowling Green	1/29/1965

Field Goals Made

24	Calvin Murphy, Niagara	12/7/1968
16	Tracy Tripucka, Lafayette	1/14/1971
16	Essie Hollis, St. Bonaventure	2/12/1977

Field Goal Attempts

46	Calvin Murphy, Niagara	12/7/1968
33	Ed Siudut, Holy Cross	2/10/1968

Field Goal Pct. (min. 10 att.)

.923	Quadre Lillis (12-13), Montana State	3/14/1996
------	--------------------------------------	-----------

Field Goal Pct. (min. 9 att.)

1.000	Derrick Griffin, Texas Southern (9-9)	12/27/2015
-------	---------------------------------------	------------

Free Throws Made

21	David Robinson, Navy (NCAA)	3/16/1986
20	Calvin Murphy, Niagara	12/7/1968
20	Calvin Murphy, Niagara	1/31/1968

Free Throws Attempted

27	David Robinson, Navy (NCAA)	3/16/1986
23	Calvin Murphy, Niagara	12/7/1968
23	Calvin Murphy, Niagara	1/31/1968

Free Throw Pct. (min 10 att.)

1.000	Cedric Maxwell (11-11) Charlotte (NCAA)	3/17/1977
-------	---	-----------

3-pt. Field Goals Made

10	Cedric Hankerson, Boston U.	12/10/2016
10	Brendan Plavich, Charlotte	11/26/2003
10	Chris Hill, Michigan St.	2/23/2003
9	Ryan Wittman, Cornell	12/3/2008
9	Kyle McAlarney, Notre Dame	2/24/2008
9	Quincy Douby, Rutgers	2/1/2006

Points in a Half


34	(1st & 2nd) Calvin Murphy, Niagara	12/7/1968
34	(1st) Calvin Murphy, Niagara	1/31/1968

3-pt. Field Goals Attempted

20	Cedric Hankerson, Boston U.	12/10/2016
20	Elijah Ingram, St. John's	2/18/2003

3-pt. Field Goal Pct. (min. 5 att.)

.875	Shane Hawkins (7-8) S. Illinois (NCAA)	3/17/1995
------	--	-----------



Calvin Murphy scored 68 points against the Orange on Dec. 7, 1968. (photo from Niagara sports information)

Rebounds

32	Julius Irving, Massachusetts	2/22/1971
26	Michael Smith, Providence	1/25/1994
24	Clyde Lee, Vanderbilt	12/28/1965
23	Steve Sullivan, Georgetown	2/18/1967
23	Kenneth Glenn, Niagara	2/7/1963

Assists

16	Eric Murdock, Providence	1/20/1990
15	Tom Doaty, Penn State	1/29/1975
14	Shaheen Holloway, Seton Hall	2/7/1998
14	Darrelle Porter, Pittsburgh	1/23/1990

Steals

10	Marcus Hatten, St. John's	2/18/2003
8	Troy Bell, Boston College	2/7/2001
7	William Gladness, Indiana	11/25/1998

Blocked Shots

8	Hilton Armstrong, Conn.	1/6/2006
8	Eddie Griffin, Seton Hall	1/21/2001
7	Hasheem Thabeet, Connecticut	2/11/2009
7	Alex Woodhouse, Colgate	12/1/2008

Turnovers

12	Ralph Dudley, Whittier	11/25/1978
12	Gary Donzalski, Buffalo	12/3/1975
12	Bernard Vaughan, Cornell	1/13/1976

Syracuse Home Court Records

Syracuse Team

Points

144	Siena	1/17/1979
135	U.S. International	12/14/1988

Highest Point Total (both teams)

236	Syracuse 144, Siena 92	1/17/1979
228	Syracuse 135, U.S. Intern. 93	12/14/1988

Fewest Points

9	NYU	2/18/1910
9	Pennsylvania	2/21/1908
9	Yale	1/7/1907

Lowest Point Total (both teams)

20	Syracuse 12, Hobart 8	12/14/1922
20	Syracuse 15, Yale 5	12/18/1903

Field Goals Made

55	Siena	1/17/1979
54	U.S. International	12/14/1988

Field Goals Attempted

102	Seton Hall	2/4/1981
102	Colgate	1/25/1964

Field Goal Pct.

.758	East Tennessee St. (47-62)	12/15/2007
------	----------------------------	------------

3-pt Field Goals Made

15	Eastern Michigan	12/19/2016
15	East Tennessee State	12/15/2007
14	Davidson	12/18/2005
14	Notre Dame	1/16/2000

3-pt Field Goals Attempted

39	Villanova	2/22/2009
37	Notre Dame	2/15/1992

3-pt Field Goals Percentage (min 10 att.)

.818	UNC Greensboro (9-11)	11/22/1997
.818	UNLV (9-11)	12/18/1996

Free Throws Made

36	Niagara	1/31/1968
34	Three times	

Free Throws Attempted

50	George Washington	11/16/1994
49	Villanova	1/6/1990

Free Throw Pct.

1.000	Miami (OH) (6-6)	12/13/1997
1.000	Duquesne (17-17)	12/3/1983

Rebounds

80	Cornell	2/8/1966
80	Massachusetts	1/29/1966

Fewest Rebounds

22	Miami	1/11/1991
----	-------	-----------

Assists

38	Rutgers	2/28/1973
37	Four times	

Steals

22	Rutgers	1/2/2002
22	St. Francis (PA)	12/30/1988

Blocked Shots

20	Miami	1/11/1992
----	-------	-----------

Turnovers

39	Buffalo	12/3/1975
38	Rutgers	2/18/1976

Fouls

36	Siena	1/17/1979
34	George Washington	11/16/1994

Fewest Fouls

6	Syracuse vs. West Virginia	2/20/2006
---	----------------------------	-----------

Largest Attendance

35,446	Duke	2/14/2015
35,446	Duke	2/1/2014

Syracuse Individual

Points

47	Bill Smith vs. Lafayette	1/14/1971
43	Dave Bing vs. Buffalo	12/4/1965

Points, One Half

28	Gerry McNamara (2nd) vs. Charlotte	11/26/2003
26	Demetris Nichols (2nd) vs. St. John's	1/2/2008
26	Gene Waldron (2nd) vs. Iona	12/4/1983

Field Goals Made

18	Dennis DuVal vs. Bucknell	1/23/1974
14	4 w/ih	

Field Goals Attempted

30	Dennis DuVal vs. Bucknell	1/23/1974
27	Demetris Nichols vs. Connecticut	1/16/2006

Field Goal Pct. (min 10 att.)

1.000	Rick Dean (13-13) vs. Colgate	2/14/1966
1.000	Erich Santifer (10-10) vs. Cornell	11/29/1982

3-pt. Field Goals Made

9	Trevor Cooney vs. Notre Dame	2/3/2014
9	Andy Rautins vs. Coppin State	12/22/2008

3-pt. Field Goals Attempted

16	Andy Rautins vs. Coppin State	12/22/2008
16	Donte Greene vs. Georgetown	2/16/2008
16	Marius Janulis vs. Miami	1/18/1998

3-pt. Field Goals Pct. (min 5 att.)

1.000	Brandon Triche (6-6) vs. Oakland	12/22/2009
.875	Trevor Cooney (7-8) vs. Cornell	11/8/2013

Free Throws Made

18	Hakim Warrick vs. Rhode Island	11/30/2003
17	Greg Kohls vs. Fordham	2/9/1972

Free Throws Attempted

22	Hakim Warrick vs. Rhode Island	11/30/2003
19	Dave Johnson vs. E. Kentucky	12/6/1991

Free Throw Pct. (min 15 att.)

1.000	Greg Kohls (17-17) vs. Fordham	2/9/1972
-------	--------------------------------	----------

Rebounds

25	Dave Bing vs. Cornell	2/8/1965
23	Danny Schayes vs. Georgetown	2/9/1981
23	Bill Smith vs. West Virginia	2/13/1971

Assists

22	Sherman Douglas vs. Providence	1/28/1989
16	M. Carter-Williams vs. Monmouth	12/8/2012

Steals

10	Todd Burgan vs. Colgate	11/30/1997
----	-------------------------	------------

Blocked Shots

*10	Fab Melo vs. Seton Hall	12/28/2011
9	Etan Thomas vs. Pittsburgh	2/16/2000
9	Etan Thomas vs. Florida Atlantic	11/22/1999
9	Etan Thomas vs. Connecticut	1/24/1998

Turnovers

10	Michael Brown vs. Providence	2/12/1985
9	Billy Owens vs. Charlotte	12/8/1990

* statistics vacated by NCAA sanctions

Opponent Team

Points

127	Pittsburgh	2/13/1970
-----	------------	-----------

Field Goals Made

40	Providence	2/5/1983
----	------------	----------

Field Goals Attempted

102	U.S. International	12/14/1988
-----	--------------------	------------

Field Goal Pct.

.686	Maryland (35-51)	12/6/1980
------	------------------	-----------

3-pt Field Goals Made

16	Boston College	1/1/2017
16	Boston University	12/10/2016
16	Robert Morris (NIT)	3/18/2008

3-pt Field Goals Attempted

41	Boston University	12/10/2017
41	Robert Morris (NIT)	3/18/2008
41	St. John's	2/18/2003

3-pt. Field Goal Pct.

.667	Rhode Island (12-18)	12/8/2007
.667	Seton Hall (10-15)	12/12/1998

Free Throws Made

43	Villanova	1/6/1990
----	-----------	----------

Free Throws Attempted

52	Navy (NCAA)	3/16/1986
----	-------------	-----------

Free Throw Pct. (min 16 made)

1.000	Boston College (18-18)	12/30/1992
-------	------------------------	------------

Rebounds

55	Rhode Island	12/30/2003
----	--------------	------------

Assists

28	North Carolina	12/10/1983
----	----------------	------------

Steals

18	Georgetown	3/1/1998
18	Wagner	12/19/1992

Blocked Shots

16	Connecticut	1/16/2006
----	-------------	-----------

Turnovers

43	Northeastern	2/5/1977
----	--------------	----------

Fouls

37	Siena	1/17/1979
----	-------	-----------

Opponent Individual

Points

50	Calvin Murphy, Niagara (OT)	1/31/1968
----	-----------------------------	-----------

Points, One Half

34	Calvin Murphy, Niagara (OT)	1/31/1968
----	-----------------------------	-----------

Field Goals Made

16	Tracy Tripucka, Lafayette	1/14/1971
----	---------------------------	-----------

Field Goals Attempted

32	Quincy Douby (OT), Rutgers	2/1/2006
32	Walt Piatkowski, Bowling Green	12/13/1965

Field Goal Pct. (min 10 att.)

.917	Matt Palazzi (11-12), Providence	1/28/1989
------	----------------------------------	-----------

3-pt. Field Goals Made

10	Cedric Hankerson, Boston U.	12/10/2016
10	Brendon Plavich, Charlotte	11/26/2003

3-pt. Field Goals Attempted

20	Cedric Hankerson, Boston U.	12/10/2016
20	Elijah Ingram, St. John's	2/18/2003

3-pt. Field Goal Pct. (min 5 att.)

.800	Raven Lee (4-5), E. Michigan	12/31/2013
------	------------------------------	------------

Free Throws Made

21	David Robinson, Navy (NCAA)	3/16/1986
----	-----------------------------	-----------

Free Throws Attempted

27	David Robinson, Navy (NCAA)	3/16/1986
----	-----------------------------	-----------

Free Throw Pct. (min 10 att.)

1.000	Zendon Hamilton (10-10), St. John's	12/5/1995
-------	-------------------------------------	-----------

Rebounds

23	Steve Sullivan, Georgetown	2/18/1967
----	----------------------------	-----------

Assists

14	Shaneen Holloway, Seton Hall	2/7/1998
14	Darrelle Porter, Pittsburgh	1/23/1990

Steals

10	Marcus Hatten, St. John's	2/18/2003
----	---------------------------	-----------

Blocked Shots

8	Hilton Armstrong, Connecticut	1/16/2006
---	-------------------------------	-----------

Turnovers

12	Ralph Dudley, Whittier	11/25/1978
12	Bernard Vaughan, Cornell	1/13/1976
12	Gary Domzalski, Buffalo	12/3/1975

Point Differential/Streaks



Syracuse won 57 straight home games in Manley Field House, a streak that began in 1975-76 and ended in 1979-80.

Point Differential

Wins

80 (106-26)	Oswego Teachers	12/8/1945
78 (100-22)	Queens	12/13/1950
64 (74-10)	Jenners Prep	11/5/1904
62 (101-39)	Toronto	12/2/1950
61 (86-25)	St. Lawrence	12/15/1945
60 (127-67)	American	12/2/1964
57 (100-43)	Colgate	12/11/2010
57 (129-72)	C.W. Post	12/19/1989
57 (110-53)	Bucknell	1/23/1974

Losses

63 (59-122)	at NYU	12/15/1961
49 (54-103)	vs. LaSalle	12/28/1954
46 (3-49)	at Colgate	2/14/1903
39 (69-108)	at DePaul	3/2/2006
37 (59-96)	vs. DePaul	12/30/1961
36 (51-87)	at Pittsburgh	1/5/1963
35 (60-95)	St. John's	2/11/1961
34 (53-87)	vs. Kentucky	11/28/1996
34 (13-47)	at Williams	2/23/1910
34 (8-42)	at RPI	11/29/1901

Coach Boeheim Era (1976-present)

Wins

57 (100-43)	Colgate	12/11/2010
57 (129-72)	C.W. Post	12/11/1989
55 (106-51)	Winthrop	11/22/1996
53 (93-40)*	Colgate	11/17/1998
52 (108-51)*	Monmouth	12/8/2012
52 (108-56)	Cornell	11/29/1989
52 (144-92)	Siena	1/17/1979
51 (123-72)	Siena	1/2/1988
51 (113-62)	Colgate	2/24/1979

Losses

39 (69-108)	at DePaul	3/2/2006
34 (53-87)	vs. Kentucky	11/28/1996
33 (60-93)	St. John's	12/21/2016
33 (70-103)	vs. Seton Hall (BET)	3/14/1993
32 (61-93)	vs. Michigan	12/26/1997
29 (58-87)	vs. Kansas (NCAA)	3/18/2001
28 (56-84)	at Connecticut	2/2/2004
27 (63-90)	at Georgetown	3/3/1985
24 (69-93)	at UCLA	2/21/1999
24 (61-85)	Seton Hall	2/7/1998

* wins vacated by NCAA sanctions

Syracuse Streaks

Winning Streak

25 games (first 25 games of 2013-14 - ended at Boston College, 2/19/2014)

Single-Season Winning Streak

25 games (first 25 games of 2013-14 - ended at Boston College, 2/19/2014)

Home Winning Streak

57 games (last two games of 1975-76, 13 games in 1976-77, 14 games in 1977-78, 16 games in 1978-79, first 12 games of 1979-80 - ended by Georgetown in the final game at Manley Field House, 52-50)

38 games (last three games of 2010-11, 19 games in 2011-12, first 16 games of 2012-13 - ended by Georgetown, 57-46)

36 games (last nine games of 1970-71, 13 games in 1971-72, 11 games in 1972-73, first three games in 1973-74 - ended by Connecticut, 61-60)

Season-Opening Winning Streak

25 games (first 25 games of 2013-14 - ended at Boston College, 2/19/2014)

Losing Streak

27 games (last five games of 1960-61, first 22 games of 1961-62 - ended vs. Boston College, 73-72)

Single-Season Losing Streak

22 games (1961-62 - ended vs. Boston College, 73-72)

Home Losing Streak

12 games (last three games of 1960-61, nine games in 1961-62 - ended vs. Kent State, 36-35, in 1962-63 opener)

Season-Opening Losing Streak

22 games (1961-62 - ended vs. Boston College, 73-72)

Consecutive Years in Postseason Tournaments

22 (1971-1992 - two NITs, eight NCAAAs, two NITs, 10 NCAAAs)

Consecutive Years in the NCAA Tournament

10 (1983-92)

100 Point Games

Syracuse

SU has scored 100 points or more in a game 157 times, most recently at NC State on February 1, 2017. Here are the top 10 totals:

144-92	Siena	1/17/1979
135-93	U.S. International	12/14/1988
129-72	C.W. Post	12/19/1989
127-117 6 OT	vs. Conn. (BET)	3/12/2009
127-67	American	12/2/1964
125-105	at Colgate	2/14/1966
125-75	E. Tenn. State	12/15/2007
123-78	Buffalo	12/1/1973
123-72	Siena	1/2/1988
122-88	Colgate	3/5/1966

Opponents

Foes have scored 100 points or more in a game versus SU 40 times. Here are the top 10 totals:

127-108	at Pittsburgh	2/13/1970
122-59	at New York U.	12/15/1961
118-110	at Niagara	12/7/1968
117-127 6 OT	vs. Conn. (BET)	3/12/2009
116-107	Niagara	1/31/1968
113-98	vs. Vanderbilt	12/28/1965
111-104 OT	Ga. Washington	11/16/1994
110-77	at Kentucky	12/12/1964
109-99	at Pittsburgh	2/11/1972
108-101	at LaSalle	1/7/1970
108-69	at DePaul	3/2/2006

Coach Boeheim Era (1976-present)

Syracuse

SU has scored 100 points or more 102 times during Jim Boeheim's tenure as head coach. Here are the top 10 totals:

144-92	Siena	1/17/1979
135-93	U.S. Intern.	12/14/1988
129-72	C.W. Post	12/11/1989
127-117 6 OT	vs. Conn. (BET)	3/12/2009
125-75	E. Tenn. State	12/15/2007
123-72	Siena	1/2/1988
120-81	E. Tenn. State	12/2/1988
120-82	Niagara	2/21/1979
113-68	Manhattan	1/27/1979
113-62	Colgate	2/24/79
113-99	Charlotte	12/8/1990

Opponents

Opponents have scored 100 points or more against a Jim Boeheim-coached team 10 times:

117-127 6 OT	vs. Conn. (BET)	3/12/2009
111-104 OT	George Washington	11/16/1994
108-69	at DePaul	3/2/2006
107-100	Massachusetts	11/28/2007
103-91	Notre Dame	1/30/2007
103-70	vs. Seton Hall (BET)	3/14/1993
102-84	at Villanova	2/7/2009
101-79	West Virginia	12/4/1996
101-98	Notre Dame	2/15/1992
100-94	at Providence	1/28/2009

SYRACUSE


Syracuse 1,000 Career Point Scorers

The Syracuse program has 61 players who have scored 1,000-or-more career points. Michael Gbinije was the latest, reaching the century mark in a contest against Notre Dame on Feb. 27, 2016.

No.	Player	Points	Avg.	Years
1.	Lawrence Moten	2,334	19.3	1991-95
2.	Derrick Coleman	2,143	15.0	1986-90
3.	John Wallace	2,119	16.7	1992-96
4.	Gerry McNamara	2,099	15.6	2002-06
5.	Hakim Warrick	2,073	15.4	2001-05
6.	Sherman Douglas	2,060	14.9	1985-89
7.	Stephen Thompson	1,956	13.6	1986-90
8.	Preston Shumpert	1,907	14.2	1998-02
9.	Dave Bing	1,883	24.8	1963-66
10.	Rafael Addison	1,876	14.9	1982-86
11.	Erich Santifer	1,845	14.9	1979-83
12.	Billy Owens	1,840	17.7	1988-91
13.	Rony Seikaly	1,716	12.6	1984-88
14.	Eric Devendorf	1,680	14.5	2005-09
15.	C.J. Fair	1,660	11.1	2010-14
16.	Dave Johnson	1,614	12.2	1988-92
17.	Brandon Triche	1,564	10.6	2009-13
18.	Roosevelt Bouie	1,560	13.2	1976-80
	Todd Burgan	1,560	12.5	1994-98
20.	Adrian Autry	1,538	12.7	1990-94
21.	Dennis DuVal	1,504	15.0	1971-74
22.	Jason Hart	1,503	11.4	1996-00
23.	Rudy Hackett	1,496	17.2	1972-75
	Dale Shackleford	1,496	12.8	1975-79
25.	D. Washington	1,490	15.7	1983-86
26.	Louis Orr	1,487	12.8	1976-80
27.	Kris Joseph	1,476	10.5	2008-12
28.	Bill Smith	1,451	20.7	1968-71
29.	Trevor Cooney	1,437	10.2	2012-16
30.	Otis Hill	1,416	10.9	1993-97
31.	Greg Kohls	1,360	19.2	1969-72
32.	Mike Lee	1,351	16.3	1970-73
33.	Billy Gabor	1,344	14.6	1942-48
	Demetris Nichols	1,344	10.9	2003-07
35.	Etan Thomas	1,340	11.0	1996-00
36.	Vinnie Cohen	1,337	19.7	1953-56
37.	Tony Bruin	1,294	11.6	1979-83
38.	Scoop Jardine	1,265	9.0	2007-12
39.	Paul Harris	1,253	11.7	2006-09
40.	George Hicker	1,245	16.0	1965-68
	Rick Jackson	1,245	8.7	2007-11
42.	Arinze Onuaku	1,232	9.2	2005-10
43.	Damone Brown	1,230	10.9	1997-01
44.	Wendell Alexis	1,212	9.7	1982-86
45.	Jonny Flynn	1,211	16.6	2007-09
46.	Jack Kiley	1,193	15.1	1948-51
47.	Ryan Blackwell	1,175	11.8	1997-00
48.	Jim Lee	1,165	13.4	1972-75
49.	Marty Byrnes	1,159	11.0	1974-78
	Marty Headd	1,159	10.9	1977-81
51.	Michael Gbinije	1,144	11.3	2013-16
52.	DeShaun Williams	1,136	11.7	1999-02
53.	Andy Rautins	1,121	8.8	2005-10
54.	James Williams	1,119	11.0	1973-77
55.	Ed Stichel	1,096	11.0	1945-49
56.	Jon Cincebox	1,087	15.8	1956-59
57.	Kueth Duany	1,084	8.5	1999-03
58.	Pete Chudy	1,079	16.1	1958-61
59.	Vaughn Harper	1,070	13.5	1965-68
60.	Rakeem Christmas	1,046	7.4	2011-15
61.	Leo Rautins	1,031	12.1	1980-83


Career 1,000 Point Scorers

No.	School	Total
1.	North Carolina	76
2.	Duke	67
	Louisville	67
4.	Villanova	63
5.	Notre Dame	61
	SYRACUSE	61
7.	Kentucky	60
8.	Kansas	59




Lawrence Moten

Year	Pts	Avg.
1991-92	583	18.2
1992-93	518	17.9
1993-94	644	21.5
1994-95	589	19.6
Totals	2,334	19.3




Derrick Coleman

Year	Pts	Avg.
1986-87	453	11.9
1987-88	474	13.5
1988-89	625	16.9
1989-90	591	17.9
Totals	2,143	15.0




John Wallace

Year	Pts	Avg.
1992-93	321	11.1
1993-94	449	15.0
1994-95	504	16.8
1995-96	845	22.2
Totals	2,119	16.7




Gerry McNamara

Year	Pts	Avg.
2002-03	467	13.3
2003-04	534	17.2
2004-05	538	15.8
2005-06	560	16.0
Totals	2,099	15.5




Hakim Warrick

Year	Pts	Avg.
2001-02	214	6.1
2002-03	518	14.8
2003-04	615	19.8
2004-05	726	21.4
Totals	2,073	15.4




Sherman Douglas

Year	Pts	Avg.
1985-86	146	5.4
1986-87	659	17.3
1987-88	562	16.1
1988-89	693	18.2
Totals	2,060	14.9




Stephen Thompson

Year	Pts	Avg.
1986-87	192	5.1
1987-88	492	14.1
1988-89	683	18.0
1989-90	589	17.8
Totals	1,956	13.6




Preston Shumpert

Year	Pts	Avg.
1998-99	172	5.4
1999-00	329	10.3
2000-01	662	19.5
2001-02	744	20.7
Totals	1,907	14.2




Dave Bing

Year	Pts	Avg.
1963-64	556	22.2
1964-65	533	23.2
1965-66	794	28.4
Totals	1,883	24.8




Rafael Addison

Year	Pts	Avg.
1982-83	261	8.4
1983-84	565	17.7
1984-85	571	18.4
1985-86	479	15.0
Totals	1,876	14.9




Erich Santifer

Year	Pts	Avg.
1979-80	320	10.7
1980-81	478	14.1
1981-82	493	17.0
1982-83	554	17.9
Totals	1,845	14.9




Billy Owens

Year	Pts	Avg.
1988-89	494	13.0
1989-90	602	18.2
1990-91	744	23.3
Totals	1,840	17.9



Rony Seikaly

Year	Pts	Avg.
1984-85	250	8.1
1985-86	324	10.1
1986-87	573	15.1
1987-88	569	16.3
Totals	1,716	12.6




Eric Devendorf

Year	Pts	Avg.
2005-06	428	12.2
2006-07	517	14.8
2007-08	170	17.0
2008-09	565	15.7
Totals	1,680	14.5



C.J. Fair

Year	Pts	Avg.
2010-11	204	6.4
2011-12	314	8.5
2012-13	581	14.5
2013-14	561	16.5
Totals	1,660	11.6




Dave Johnson

Year	Pts	Avg.
1988-89	156	4.2
1989-90	203	6.5
1990-91	621	19.4
1991-92	634	19.8
Totals	1,614	12.2



Brandon Triche

Year	Pts	Avg.
2009-10	284	8.1
2010-11	390	11.1
2011-12	346	9.4
2012-13	544	13.6
Totals	1,564	10.6



Roosevelt Bouie

Year	Pts	Avg.
1976-77	326	10.9
1977-78	295	10.5
1978-79	455	15.2
1979-80	484	16.1
Totals	1,560	13.2

SYRACUSE

Syracuse 1,000 Career Point Scorers

Todd Burgan			
Year	Pts	Avg.	
1994-95	109	4.0	
1995-96	459	12.1	
1997-98	377	15.1	
1998-99	615	17.6	
Totals	1,560	12.5	

Adrian Autry			
Year	Pts	Avg.	
1990-91	300	9.7	
1991-92	341	11.0	
1992-93	396	13.7	
1993-94	501	16.7	
Totals	1,538	12.7	

Dennis DuVal			
Year	Pts	Avg.	
1971-72	442	15.8	
1972-73	548	19.6	
1973-74	514	20.6	
Totals	1,504	18.6	

Jason Hart			
Year	Pts	Avg.	
1996-97	302	8.6	
1997-98	506	14.5	
1998-99	458	13.9	
1999-00	382	11.9	
Totals	1,503	11.4	

Rudy Hackett			
Year	Pts	Avg.	
1972-73	351	12.1	
1973-74	436	16.8	
1974-75	709	22.2	
Totals	1,496	17.2	

Dale Shackelford			
Year	Pts	Avg.	
1975-76	331	11.4	
1976-77	346	11.5	
1977-78	395	14.1	
1979-80	424	14.1	
Totals	1,496	12.8	

Dwayne Washington			
Year	Pts	Avg.	
1983-84	460	14.4	
1984-85	476	15.4	
1985-86	554	17.3	
Totals	1,490	15.7	

Louis Orr			
Year	Pts	Avg.	
1976-77	282	9.4	
1977-78	357	12.8	
1978-79	369	13.2	
1979-80	479	16.0	
Totals	1,487	12.8	

Kris Joseph			
Year	Pts	Avg.	
2008-09	116	3.4	
2009-10	379	10.8	
2010-11	485	14.3	
2011-12	496	13.4	
Totals	1,476	10.5	

Bill Smith			
Year	Pts	Avg.	
1968-69	476	19.0	
1969-70	384	20.2	
1971-72	591	22.7	
Totals	1,451	20.7	

Trevor Cooney			
Year	Pts	Avg.	
2012-13	133	3.4	
2013-14	411	12.1	
2014-15	414	13.4	
2014-15	479	12.9	
Totals	1,437	10.2	

Otis Hill			
Year	Pts	Avg.	
1993-94	238	7.9	
1994-95	195	6.5	
1995-96	482	12.7	
1996-97	501	15.7	
Totals	1,416	10.9	

Greg Kohls			
Year	Pts	Avg.	
1969-70	38	2.2	
1970-71	574	22.1	
1971-72	748	26.7	
Totals	1,360	19.2	

Mike Lee			
Year	Pts	Avg.	
1970-71	353	13.6	
1971-72	504	18.0	
1972-73	494	17.0	
Totals	1,351	16.3	

Billy Gabor			
Year	Pts	Avg.	
1942-43	194	11.4	
1945-46	395	14.6	
1946-47	409	16.4	
1947-48	346	14.4	
Totals	1,344	14.5	

Demetris Nichols			
Year	Pts	Avg.	
2003-04	109	4.2	
2004-05	106	3.9	
2005-06	466	13.3	
2006-07	663	18.9	
Totals	1,344	10.9	

Etan Thomas			
Year	Pts	Avg.	
1996-97	143	5.7	
1997-98	397	11.3	
1998-99	405	12.3	
1999-00	395	13.6	
Totals	1,340	11.0	

Vinnie Cohen			
Year	Pts	Avg.	
1954-55	331	15.8	
1955-56	401	18.2	
1956-57	605	24.2	
Totals	1,337	19.7	

SU 1,000 Point Scorers Quickest To 1,000 Points

No.	Player	Points	Games to 1,000
1.	Dave Bing	1,883	44
2.	Bill Smith	1,451	50
3.	Vinnie Cohen	1,337	54
4.	Lawrence Moten	2,334	55
5.	Greg Kohls	1,360	57
6.	Dennis DuVal	1,504	58
7.	George Hicker	1,245	59
8.	Jonny Flynn	1,211	60
9.	Mike Lee	1,351	63
10.	Pete Chudy	1,079	65
	Billy Owens	1,840	65
12.	Jon Cincebox	1,087	66
	Rudy Hackett	1,496	66
	Gerry McNamara	2,099	66
15.	D. Washington	1,490	69
16.	John Wallace	2,119	73
17.	Rafael Addison	1,876	74
	Eric Devendorf	1,115	74
19.	Sherman Douglas	2,060	76
	Vaughn Harper	1,070	76
	Erich Santifer	1,845	76
22.	Derrick Coleman	2,143	78
23.	Jim Lee	1,165	80
	Dale Shackelford	1,496	80
25.	Ryan Blackwell	1,175	83
26.	Roosevelt Bouie	1,560	84
	Leo Rautins	1,031	84
	Hakim Warrick	2,073	84
29.	Louis Orr	1,487	86
	Paul Harris	1,253	86
31.	Tony Bruin	1,294	89
	S. Thompson	1,956	89
	DeShaun Williams	1,136	89
34.	Adrian Autry	1,538	90
	Preston Shumpert	1,907	90
36.	Jason Hart	1,503	91
37.	Marty Headd	1,159	92
38.	Michael Gbinije	1,144	93
39.	Todd Burgan	1,560	94
40.	James Williams	1,119	94
41.	Rony Seikaly	1,716	95
42.	Marty Byrnes	1,159	96
	Etan Thomas	1,340	96
44.	Damone Brown	1,230	100
45.	Dave Johnson	1,614	102
46.	C.J. Fair	1,099	103
47.	Otis Hill	1,416	104
48.	Kris Joseph	1,476	105
49.	Demetris Nichols	1,344	106
	Brandon Triche	1,564	106
51.	Trevor Cooney	1,437	108
52.	Wendell Alexis	1,212	111
	Scoop Jardine	1,265	111
	Arinze Onuaku	1,232	111
55.	Kueth Duany	1,084	118
56.	Andy Rautins	1,121	119
57.	Rick Jackson	1,245	125
58.	Rakeem Christmas	1,046	139
	Billy Gabor	1,344	n/a
	Jack Kiley	1,193	n/a
	Ed Stickel	1,096	n/a

Tony Bruin			
Year	Pts	Avg.	
1979-80	146	6.1	
1980-81	389	11.8	
1981-82	363	14.0	
1982-83	396	13.7	
Totals	1,294	11.6	


SYRACUSE

Syracuse 1,000 Career Point Scorers




Scoop Jardine

Year	Pts	Avg.
2007-08	181	5.5
2009-10	318	9.1
2010-11	437	12.5
2011-12	329	8.9
Totals	1,265	9.0




Paul Harris

Year	Pts	Avg.
2006-07	302	8.6
2007-08	506	14.5
2008-09	445	12.0
Totals	1,253	11.7




George Hicker

Year	Pts	Avg.
1965-66	446	15.9
1966-67	484	18.6
1967-68	315	13.1
Totals	1,245	16.0




Rick Jackson

Year	Pts	Avg.
2007-08	130	3.7
2008-09	315	8.3
2009-10	341	9.7
2010-11	459	13.1
Totals	1,245	8.7




Arinze Onuaku

Year	Pts	Avg.
2005-06	58	2.0
2007-08	445	12.7
2008-09	393	10.3
2009-10	336	10.5
Totals	1,232	9.2




Damone Brown

Year	Pts	Avg.
1991-92	26	1.7
1992-93	314	9.5
1993-94	331	10.7
1994-95	559	16.4
Totals	1,230	10.9




Wendell Alexis

Year	Pts	Avg.
1982-83	170	5.7
1983-84	258	8.1
1984-85	298	9.6
1985-86	486	15.2
Totals	1,212	9.7




Jonny Flynn

Year	Pts	Avg.
2007-08	548	15.7
2008-09	663	17.4
Totals	1,211	16.6




Jack Kiley

Year	Pts	Avg.
1948-49	351	14.0
1949-50	439	16.3
1950-51	403	14.9
Totals	1,193	15.1




Ryan Blackwell

Year	Pts	Avg.
1997-98	441	12.6
1998-99	387	11.7
1999-00	347	10.8
Totals	1,175	11.8




Jim Lee

Year	Pts	Avg.
1972-73	259	8.9
1973-74	356	13.7
1974-75	550	17.2
Totals	1,165	13.4



Marty Byrnes

Year	Pts	Avg.
1974-75	18	0.9
1975-76	377	13.0
1976-77	307	10.6
1977-78	457	16.3
Totals	1,159	11.0




Marty Headd

Year	Pts	Avg.
1977-78	117	5.9
1978-79	373	12.4
1979-80	360	12.0
1980-81	309	11.9
Totals	1,159	10.9




Michael Gbinije

Year	Pts	Avg.
2013-14	116	3.4
2014-15	381	12.7
2015-16	647	11.5
Totals	1,144	11.3




DeShaun Williams

Year	Pts	Avg.
1999-00	188	6.3
2000-01	422	12.4
2001-02	526	15.9
Totals	1,136	11.7




Andy Rautins

Year	Pts	Avg.
2005-06	58	2.9
2006-07	252	7.2
2008-09	387	10.5
2009-10	424	12.1
Totals	1,121	8.8




James Williams

Year	Pts	Avg.
1973-74	26	2.0
1974-75	227	7.6
1975-76	443	15.3
1976-77	423	14.1
Totals	1,119	11.0




Ed Stickel

Year	Pts	Avg.
1945-46	232	8.6p
1946-47	320	12.8
1947-48	237	12.5
1948-49	307	12.8
Totals	1,096	11.0




Jon Cincebox

Year	Pts	Avg.
1956-57	249	10.0
1957-58	401	19.1
1958-60	437	19.0
Totals	1,087	15.8




Kueth Duany

Year	Pts	Avg.
1999-00	70	3.2
2000-01	188	5.5
2001-02	440	12.2
2002-03	386	11.0
Totals	1,084	8.5




Pete Chudy

Year	Pts	Avg.
1958-59	274	11.9
1959-60	326	15.5
1960-61	479	20.8
Totals	1,079	16.1




Vaughn Harper

Year	Pts	Avg.
1965-66	252	9.0
1966-67	424	16.3
1967-68	394	15.8
Totals	1,070	13.5



Rakeem Christmas

Year	Pts	Avg.
2011-12	102	2.8
2012-13	205	5.1
2013-14	197	5.8
2014-15	542	17.5
Totals	1,046	7.4



Leo Rautins

Year	Pts	Avg.
1980-81	299	9.3
1981-82	293	13.3
1982-83	439	14.2
Totals	1,031	12.1

SYRACUSE

Points

Game

Syracuse


Points	Name (Game)	Date
1. 47	Bill Smith vs. Lafayette	1/14/1971
2. 46	Dave Bing vs. Vanderbilt	12/28/1965
3. 45	Dave Bing at Colgate	2/16/1965
4. 43	John Gillon at NC State (OT)	2/1/2017
43	Gerry McNamara vs. BYU (NCAA)	3/18/2004
43	Dave Bing vs. Buffalo	12/4/1965
7. 41	Bill Smith at Niagara	12/7/1968
41	Pete Chudy at Alfred	1/20/1961
9. 40	Andrew White vs. Georgia Tech	3/4/2017
40	Gene Waldron vs. Iona	12/4/1983
40	Frank Reddout vs. Canisius	2/24/1953
40	Ed Miller vs. Canisius	12/1/1951
13. 39	Dave Bing vs. Cornell	2/8/1966
39	Carl Vernick vs. Cornell	1/16/1962
15. 38	Gerry McNamara vs. Davidson	12/18/2005
38	Dave Bing vs. St. John's	12/30/1965
38	Dave Bing at Bowling Green	12/13/1965
18. 37	Demetris Nichols vs. St. John's	2/11/2007
37	Preston Shumpert at Albany	12/2/2001
20. 36	Hakim Warrick vs. Providence	2/26/2005
36	Preston Shumpert vs. DePaul	11/23/2000
36	Lawrence Moten at Villanova	2/14/1995
36	Billy Owens vs. Boston College	2/2/1991

Opponents

Points	Name (Game)	Date
1. 68	Calvin Murphy, Niagara	12/7/1968
2. 50	Calvin Murphy, Niagara	1/31/1968
3. 41	Quincy Douby, Rutgers	2/1/2006
41	Tracy Tripucka, Lafayette	1/14/1971
41	Bob Dwors, Bowling Green	1/29/1965
6. 39	Larry Harris, Pittsburgh	12/6/1975
39	Clyde Lee, Vanderbilt	12/28/1965
8. 38	Jeremy Hazell, Seton Hall	12/29/2009
38	Ken Durrett, LaSalle	2/6/1971
10. 37	Essie Hollis, St. Bonaventure	2/12/1977
37	Ken Glenn, Niagara	2/27/1963

Season

Name	Class	Pts	Avg.	Year
1. John Wallace	Sr.	845	22.2	1995-96
2. Dave Bing	Sr.	794	28.4	1965-66
3. Carmelo Anthony	Fr.	778	22.2	2002-03
4. Greg Kohls	Sr.	748	26.7	1971-72
5. Preston Shumpert	Sr.	744	20.7	2001-02
Billy Owens	Jr.	744	23.3	1990-91
7. Hakim Warrick	Sr.	726	21.4	2004-05
8. Rudy Hackett	Sr.	709	22.2	1974-75
9. Sherman Douglas	Sr.	693	18.2	1988-89
10. Stephen Thompson	Jr.	683	18.0	1988-89
11. Jonny Flynn	So.	663	17.4	2008-09
Demetris Nichols	Sr.	663	18.9	2006-07
13. Preston Shumpert	Jr.	662	19.5	2000-01
14. Sherman Douglas	So.	659	17.3	1986-87
15. Michael Gbinije	Gr.	647	17.5	2015-16
16. Lawrence Moten	Jr.	644	21.5	1993-94
17. Dave Johnson	Sr.	634	19.8	1991-92
18. Derrick Coleman	Jr.	625	16.9	1988-89
19. Dave Johnson	Jr.	621	19.4	1990-91
20. Donte Greene	Fr.	620	17.7	2007-08



Lawrence Moten



John Wallace

Top Five By Class

Freshman (since 1972-73)

Year	Name	G	Pts.	Avg.
2002-03	Carmelo Anthony	35	778	22.2
2007-08	Donte Greene	35	620	17.7
1991-92	Lawrence Moten	32	583	18.2
2007-08	Jonny Flynn	35	548	15.7
2015-16	Malachi Richardson	37	496	13.4

Sophomore

Year	Name	G	Pts.	Avg.
2008-09	Jonny Flynn	38	663	17.4
1986-87	Sherman Douglas	38	659	17.3
1989-90	Billy Owens	33	602	18.2
1983-84	Rafael Addison	32	565	17.7
1963-64	Dave Bing	25	556	22.2

Junior

Year	Name	G	Pts.	Avg.
1990-91	Billy Owens	32	744	23.3
1988-89	Stephen Thompson	38	683	18.0
2000-01	Preston Shumpert	34	662	19.5
1993-94	Lawrence Moten	30	644	21.5
1988-89	Derrick Coleman	37	625	16.9

Senior

Year	Name	G	Pts.	Avg.
1995-96	John Wallace	38	845	22.2
1965-66	Dave Bing	28	794	28.4
1971-72	Greg Kohls	28	748	26.7
2001-02	Preston Shumpert	36	744	20.7
2004-05	Hakim Warrick	34	726	21.4

Career

Name	Games	Pts	Avg.	Years
1. Lawrence Moten	121	2,334	19.3	1991-95
2. Derrick Coleman	143	2,143	15.0	1986-90
3. John Wallace	127	2,119	16.7	1992-96
4. Gerry McNamara	135	2,099	15.5	2002-06
5. Hakim Warrick	135	2,073	15.4	2001-05
6. Sherman Douglas	138	2,060	14.9	1985-89
7. S. Thompson	144	1,956	13.6	1986-90
8. Preston Shumpert	134	1,907	14.2	1998-02
9. Dave Bing	76	1,883	24.8	1963-66
10. Rafael Addison	126	1,876	14.9	1982-86

Year-by-Year

Year	Name	Cl.	G	Pts.	Avg.
1945-46	Billy Gabor	So.	21	395	14.6
1946-47	Billy Gabor	Jr.	25	409	16.3
1947-48	Billy Gabor	Sr.	24	346	14.4
1948-49	Jack Kiley	So.	25	351	14.0
1949-50	Jack Kiley	Jr.	27	439	16.3
1950-51	Jack Kiley	Sr.	27	403	14.4
1951-52	Ed Miller	Sr.	20	280	14.0

Year-by-Year (cont.)

Year	Name	Cl.	G	Pts.	Avg.
1952-53	Frank Reddout	Sr.	20	337	16.8
1953-54	Mel Besdin	Sr.	20	323	16.1
1954-55	Vinnie Cohen	So.	21	331	15.8
1955-56	Vinnie Cohen	Jr.	22	401	18.2
1956-57	Vinnie Cohen	Sr.	25	605	24.2
1957-58	Jon Cincebox	Jr.	21	401	19.1
1958-59	Jon Cincebox	Sr.	23	437	19.0
1959-60	Pete Chudy	Jr.	21	326	15.5
1960-61	Pete Chudy	Sr.	23	479	20.8
1961-62	Carl Vernick	So.	24	396	16.5
1962-63	Carl Vernick	Jr.	21	233	11.1
1963-64	Dave Bing	So.	25	556	22.2
1964-65	Dave Bing	Jr.	23	533	23.2
1965-66	Dave Bing	Sr.	28	794	28.4
1966-67	George Hicker	Jr.	26	484	18.6
1967-68	Vaughn Harper	Sr.	24	394	15.8
1968-69	Bill Smith	So.	25	476	19.0
1969-70	Ernie Austin	Sr.	23	445	19.3
1970-71	Bill Smith	Sr.	26	591	22.7
1971-72	Greg Kohls	Sr.	28	748	26.7
1972-73	Dennis DuVal	Jr.	28	548	19.5
1973-74	Dennis DuVal	Jr.	25	514	22.2
1974-75	Rudy Hackett	Sr.	32	709	22.2
1975-76	James Williams	Jr.	29	443	15.3
1976-77	James Williams	Sr.	30	423	14.1
1977-78	Marty Byrnes	Sr.	28	457	16.3
1978-79	Roosevelt Bouie	Jr.	30	455	15.2
1979-80	Roosevelt Bouie	Sr.	30	484	16.1
1980-81	Dan Schayes	Sr.	34	496	14.6
1981-82	Erich Santifer	Jr.	29	493	17.0
1982-83	Erich Santifer	Sr.	31	554	17.8
1983-84	Rafael Addison	So.	32	565	17.7
1984-85	Rafael Addison	Jr.	31	571	18.4
1985-86	D. Washington	Sr.	32	554	17.3
1986-87	Sherman Douglas	So.	38	659	17.3
1987-88	Rony Seikaly	Sr.	35	569	16.3
1988-89	Sherman Douglas	Sr.	38	693	18.2
1989-90	Billy Owens	So.	33	602	18.2
1990-91	Billy Owens	Jr.	32	744	23.3
1991-92	Dave Johnson	Sr.	32	634	19.8
1992-93	Lawrence Moten	So.	29	518	17.9
1993-94	Lawrence Moten	Jr.	30	644	21.5
1994-95	Lawrence Moten	Sr.	30	589	19.6
1995-96	John Wallace	Sr.	38	845	22.2
1996-97	Otis Hill	Sr.	32	501	15.7
1997-98	Todd Borgan	Sr.	35	615	17.6
1998-99	Jason Hart	Jr.	33	458	13.9
1999-00	Etan Thomas	Sr.	29	395	13.6
2000-01	Preston Shumpert	Jr.	34	662	19.5
2001-02	Preston Shumpert	Sr.	36	744	20.7
2002-03	Carmelo Anthony	Fr.	35	778	22.2
2003-04	Hakim Warrick	Jr.	31	615	19.8
2004-05	Hakim Warrick	Sr.	34	726	21.4
2005-06	Gerry McNamara	Sr.	35	560	16.0
2006-07	Demetris Nichols	Sr.	35	663	18.9
2007-08	Donte Greene	Fr.	35	620	17.7
2008-09	Jonny Flynn	So.	38	663	17.4
2009-10	Wes Johnson	Jr.	35	577	16.5
2010-11	Kris Joseph	Jr.	34	485	14.3
2011-12	Kris Joseph	Sr.	37	496	13.4
2012-13	C.J. Fair	Jr.	40	581	14.5
2013-14	C.J. Fair	Sr.	34	561	16.5
2014-15	Rakeem Christmas	Sr.	31	542	17.5
2015-16	Michael Gbinije	Gr.	37	647	17.5
2016-17	Andrew White	Gr.	34	628	18.5

Three-Point Field Goals

Game

Syracuse

	3PT	Name (Game)	Date
1.	9	John Gillon at NC State (OT)	2/1/2017
	9	Trevor Cooney vs. Notre Dame	2/3/2014
	9	James Southerland at Arkansas	11/30/2012
	9	Andy Rautins vs. Coppin St.	12/22/2008
	9	Gerry McNamara vs. BYU	3/18/2004 (NCAA)
6.	8	Andrew White III vs. Georgia Tech	3/4/2017
	8	Michael Gbinije vs. NC State	2/27/16
	8	Andy Rautins at Providence	2/23/2010
	8	Gerry McNamara vs. Davidson	12/18/2006
	8	Gerry McNamara vs. Charlotte	11/26/2003
	8	Preston Shumpert at Albany	12/2/2001
	8	Preston Shumpert vs. Connecticut	2/19/2001
13.	7	Andrew White III vs. UNCG (NIT)	3/15/2017
	7	Andrew White III vs. N. Florida	12/3/2017
	7	Trevor Cooney vs. Florida State	1/11/2015
	7	Trevor Cooney vs. Cornell	11/8/2013
	*7	Dion Waiters vs. Cincinnati (BET)	3/9/2012
	7	Andy Rautins vs. Robert Morris	11/11/2009
	7	Andy Rautins vs. Seton Hall	12/30/2008
	7	Demetris Nichols vs. Connecticut	3/7/2007
	7	Gerry McNamara at Notre Dame	1/11/2006
	7	DeShaun Williams vs. Virginia Tech	12/2/2000
	7	Preston Shumpert vs. Notre Dame	1/16/2000
	7	Dave Johnson vs. Florida St.	12/3/1991

*statistics vacated by NCAA sanctions

Opponents

	3PT	Name (Game)	Date
1.	10	Cedric Hankerson, Boston U.	12/10/2016
	10	Brendan Plavich, Charlotte	11/26/2003
	10	Chris Hill, Michigan	2/23/2003
4.	9	Ryan Wittman, Cornell	12/3/2008
	9	Kyle McAlarney, Notre Dame	2/24/2008
	9	Quincy Douby, Rutgers	2/1/2006
7.	8	Maverick Rowan, NC State (OT)	2/1/2017
	8	Marcus Sikes, Cincinnati	1/17/2007
	8	Matt Carroll, Notre Dame	3/4/2003
	8	Keith Friel, Notre Dame	1/21/1998

Season

	Name	Class	3FG-3FGA	Year
1.	Andrew White III	Gr.	112-278	2016-17
2.	Gerry McNamara	Jr.	107-315	2004-05
3.	Gerry McNamara	So.	105-270	2003-04
4.	Gerry McNamara	Sr.	103-308	2005-06
5.	Andy Rautins	Jr.	102-279	2008-09
6.	Demetris Nichols	Sr.	100-240	2006-07
7.	Andy Rautins	Sr.	98-241	2009-10
8.	Trevor Cooney	So.	90-240	2013-14
	Donte Greene	Fr.	90-261	2007-08
10.	Preston Shumpert	Sr.	88-233	2001-02
11.	Gerry McNamara	Fr.	85-238	2002-03
12.	James Southerland	Sr.	84-211	2012-13
13.	Matt Roe	Jr.	83-175	1988-89
14.	Eric Devendorf	Jr.	82-210	2008-09
15.	Preston Shumpert	Jr.	80-207	2000-01
16.	Greg Monroe	Sr.	79-180	1986-87
17.	Matt Roe	So.	74-182	1987-88
	Marius Janulis	Sr.	74-187	1997-98
19.	Demetris Nichols	Jr.	73-201	2005-06
20.	DeShaun Williams	Jr.	71-233	2001-02
	Trevor Cooney	Jr.	71-230	2014-15



Andrew White III



Gerry McNamara

Top Five By Class

Freshman

Year	Name	G	3FG-3FGA
2007-08	Donte Greene	35	90-261
2002-03	Gerry McNamara	35	85-238
2015-16	Malachi Richardson	37	79-224
2007-08	Jonny Flynn	35	56-161
2002-03	Carmelo Anthony	35	56-166

Sophomore

Year	Name	G	3FG-3FGA
2003-04	Gerry McNamara	31	105-270
2013-14	Trevor Cooney	34	90-240
1997-98	Matt Roe	35	74-182
2006-07	Andy Rautins	35	67-188
2000-01	DeShaun Williams	34	66-197

Junior

Year	Name	G	3FG-3FGA
2004-05	Gerry McNamara	34	107-315
2008-09	Andy Rautins	37	102-279
1988-89	Matt Roe	35	83-175
2008-09	Eric Devendorf	36	82-210
2000-01	Preston Shumpert	34	80-207

Senior

Year	Name	G	3FG-3FGA
2016-17	Andrew White III	34	112-278
2005-06	Gerry McNamara	35	103-308
2006-07	Demetris Nichols	35	100-240
2009-10	Andy Rautins	35	98-241
2015-16	Trevor Cooney	37	92-260

Career

Name	Games	3FG-3FGA	Years
1. Gerry McNamara	135	400-1,131	2002-06
2. Andy Rautins	127	282-754	2005-10
3. Trevor Cooney	141	281-835	2012-16
4. Preston Shumpert	134	249-659	1998-02
5. Eric Devendorf	116	208-550	2005-09
6. Demetris Nichols	123	205-573	2003-07
7. Lawrence Moten	121	197-624	1991-95
8. Marius Janulis	114	190-476	1994-98
9. Todd Burgan	125	178-496	1994-98
10. DeShaun Williams	97	175-521	1999-02



John Gillon tied the Syracuse record for game 3-pointers when he hit nine in an overtime victory at NC State.

Year-by-Year

Year	Name	Class	3FG-3FGA
1986-87	Greg Monroe	Sr.	79-180
1987-88	Matt Roe	So.	74-182
1988-89	Matt Roe	Jr.	83-175
1989-90	Michael Edwards	Fr.	28-83
1990-91	Dave Johnson	Jr.	38-100
1991-92	Dave Johnson	Sr.	68-199
1992-93	Lawrence Moten	So.	44-131
1993-94	Lawrence Moten	Jr.	50-176
1994-95	Lawrence Moten	Sr.	58-177
1995-96	Todd Burgan	So.	49-144
1996-97	Marius Janulis	Jr.	69-173
1997-98	Marius Janulis	Sr.	74-187
1998-99	Jason Hart	Sr.	53-145
1999-00	Preston Shumpert	So.	54-126
2000-01	Preston Shumpert	Jr.	80-207
2001-02	Preston Shumpert	Sr.	88-233
2002-03	Gerry McNamara	Fr.	85-238
2003-04	Gerry McNamara	So.	105-270
2004-05	Gerry McNamara	Jr.	107-315
2005-06	Gerry McNamara	Sr.	103-308
2006-07	Demetris Nichols	Sr.	100-240
2007-08	Donte Greene	Fr.	90-261
2008-09	Andy Rautins	Jr.	102-279
2009-10	Andy Rautins	Sr.	98-241
2010-11	Scoop Jardine	Sr.	56-157
2011-12	Kris Joseph	Sr.	51-148
2012-13	James Southerland	Sr.	84-211
2013-14	Trevor Cooney	So.	90-240
2014-15	Trevor Cooney	Jr.	71-230
2015-16	Trevor Cooney	Gr.	92-233
2016-17	Andrew White III	Gr.	112-278

Rebounds

Game

Syracuse

Rebs.	Name (Game)	Date
1. 34	Frank Reddout at Temple	2/9/1952
2. 25	Dave Bing vs. Cornell	2/8/1966
3. 23	Derrick Coleman vs. Villanova (BET)	3/10/1990
23	Dan Schayes vs. Georgetown	2/9/1981
23	Rudy Hackett at West Virginia	2/11/1974
23	Bill Smith vs. West Virginia	2/13/1971
23	Vaughn Harper vs. Colgate	3/4/1967
23	Norm Goldsmith vs. Colgate	1/25/1964
9. 22	Rick Jackson vs. Detroit	11/16/10
22	Paul Harris vs. Connecticut (BET) 6 OT	3/12/2009
22	Billy Owens vs. Villanova (BET)	3/8/1991
22	Rudy Hackett at LaSalle	12/12/1973
22	Dave Bing vs. Penn State	2/20/1965
14. 21	Derrick Coleman vs. Providence	1/20/1990
21	Rudy Hackett vs. St. Bonaventure (ECAC)	3/8/1975
21	Rudy Hackett at St. Bonaventure	2/4/1975
21	Vaughn Harper vs. Manhattan	12/21/1966
21	Dave Bing vs. Colgate	1/13/1965
19. 20	Tyler Roberson at Duke	1/18/2016
*20	Terrence Roberts vs. Notre Dame (BET)	3/8/2007

*statistics vacated by NCAA sanctions

Opponents

Rebs.	Name (Game)	Date
1. 32	Julius Erving, Massachusetts	2/22/1971
2. 26	Michael Smith, Providence	1/25/1994
3. 24	Clyde Lee, Vanderbilt	12/28/1965
4. 23	Steve Sullivan, Georgetown	2/18/1967
23	Kenneth Glenn, Niagara	2/7/1963
6. 22	Sam Pellom, Buffalo	12/3/1975
22	Kermit Washington, American	12/20/1971
8. 21	Tom McCronklin, Connecticut	1/8/1969
9. 20	George Johnson, St. John's	2/18/1978
20	Bill Knight, Pittsburgh	2/11/1972
20	Cornelius Cash, Bowling Green	12/29/1972
20	Tim Edwards, Massachusetts	2/4/1967
20	Ron Teixeira, Holy Cross	1/28/1967

Season

Name	Class	Rebs.	Avg.	Years
1. Derrick Coleman	Jr.	422	11.4	1988-89
2. Rudy Hackett	Sr.	407	12.7	1974-75
3. Derrick Coleman	Sr.	398	12.1	1989-90
4. Derrick Coleman	So.	384	11.0	1987-88
5. Bill Smith	Sr.	378	14.5	1970-71
6. Vaughn Harper	Jr.	373	14.3	1966-67
7. Billy Owens	Jr.	371	11.6	1990-91
8. Jon Cincebox	Sr.	365	15.9	1958-59
9. Rick Jackson	Sr.	360	10.3	2010-11
10. Carmelo Anthony	Fr.	349	10.0	2002-03
11. Jon Cincebox	Jr.	345	16.4	1957-58
12. Rony Seikaly	Sr.	335	9.6	1987-88
13. Derrick Coleman	Fr.	333	8.8	1986-87
14. John Wallace	Sr.	329	8.7	1995-96
15. Tyler Roberson	So.	313	8.5	2015-16
16. Rony Seikaly	Jr.	311	8.2	1986-87
17. Rudy Hackett	Jr.	303	11.6	1973-74
Dave Bing	Sr.	303	10.8	1965-66
19. Damone Brown	Sr.	300	8.8	2000-01
20. Wes Johnson	Jr.	299	8.5	2009-10



Derrick Coleman



Rony Seikaly

Top Five By Class

Freshman (since 1972-73)

Year	Name	G	Rebs.	Avg.
2002-03	Carmelo Anthony	35	349	10.0
1986-87	Derrick Coleman	38	333	8.8
1988-89	Billy Owens	38	263	6.9
1975-76	Dale Shackleford	29	256	8.8
2007-08	Donte Greene	35	251	7.2

Sophomore

Year	Name	G	Rebs.	Avg.
1987-88	Derrick Coleman	35	384	11.0
2015-16	Tyler Roberson	37	313	8.5
2002-03	Hakim Warrick	35	297	8.5
1956-57	Jon Cincebox	25	294	11.8
1968-69	Bill Smith	25	290	11.6

Junior

Year	Name	G	Rebs.	Avg.
1988-89	Derrick Coleman	37	422	11.4
1966-67	Vaughn Harper	26	373	14.3
1990-91	Billy Owens	32	371	11.6
1957-58	Jon Cincebox	21	345	16.4
1986-87	Rony Seikaly	38	311	8.2

Senior

Year	Name	G	Rebs.	Avg.
1974-75	Rudy Hackett	32	407	12.7
1989-90	Derrick Coleman	33	398	12.1
1970-71	Bill Smith	26	378	14.5
1958-59	Jon Cincebox	23	365	15.9
2010-11	Rick Jackson	35	360	10.3

Career

Name	Games	Rebs.	Avg.	Years
1. Derrick Coleman	143	1,537	10.7	1986-90
2. Rony Seikaly	136	1,094	8.0	1984-88
3. John Wallace	127	1,065	8.4	1992-96
4. Hakim Warrick	135	1,025	7.6	2001-05
5. Jon Cincebox	69	1,004	14.6	1956-59
6. Rudy Hackett	89	990	11.4	1972-75
7. Roosevelt Bouie	118	987	8.4	1976-80
8. Rick Jackson	143	930	6.5	2007-11
9. Billy Owens	103	910	8.8	1988-91
10. Bill Smith	70	903	12.9	1968-71

Year-by-Year

Year	Name	Cl.	G	Rebs.	Avg.
1956-57	Jon Cincebox	So.	25	294	11.8
1957-58	Jon Cincebox	Jr.	21	345	16.4
1958-59	Jon Cincebox	Sr.	23	365	15.9
1959-60	Pete Chudy	Jr.	21	189	9.0
1960-61	Pete Chudy	Sr.	23	185	8.0
1961-62	Mannie Klutschkowski	Jr.	24	164	6.8
1962-63	Herb Foster	Sr.	21	178	8.5
1963-64	Chuck Richards	Jr.	24	228	9.1
1964-65	Dave Bing	Jr.	23	277	12.0
1965-66	Dave Bing	Sr.	28	303	10.8
1966-67	Vaughn Harper	Jr.	26	373	14.3
1967-68	Vaughn Harper	Sr.	25	273	10.9
1968-69	Bill Smith	So.	25	290	11.6
1969-70	Bob McDaniel	Jr.	23	236	10.6
1970-71	Bill Smith	Sr.	26	378	14.5
1971-72	Bob Doms	So.	28	236	8.4
1972-73	Rudy Hackett	So.	29	280	9.6
1973-74	Rudy Hackett	Jr.	26	303	11.6
1974-75	Rudy Hackett	Sr.	32	407	12.7
1975-76	Dale Shackleford	Fr.	29	256	8.8
1976-77	Dale Shackleford	So.	30	243	8.1
1977-78	Roosevelt Bouie	So.	28	246	8.8
1978-79	Roosevelt Bouie	Jr.	30	257	8.6
1979-80	Louis Orr	Sr.	30	255	8.5
1980-81	Dan Schayes	Sr.	34	284	8.3
1981-82	Erich Santifer	Jr.	29	161	5.6
1982-83	Leo Rautins	Sr.	31	227	7.3
1983-84	Rafael Addison	So.	32	192	6.0
1984-85	Rony Seikaly	Fr.	31	198	6.4
1985-86	Rony Seikaly	So.	32	250	7.8
1986-87	Derrick Coleman	Fr.	38	333	8.8
1987-88	Derrick Coleman	So.	35	384	11.0
1988-89	Derrick Coleman	Jr.	37	422	11.4
1989-90	Derrick Coleman	Sr.	33	398	12.1
1990-91	Billy Owens	Jr.	32	371	11.6
1991-92	Dave Johnson	Sr.	32	223	7.0
1992-93	John Wallace	Fr.	29	221	7.6
1993-94	John Wallace	So.	30	270	9.0
1994-95	John Wallace	Jr.	30	245	8.2
1995-96	John Wallace	Sr.	38	329	8.4
1996-97	Otis Hill	Sr.	32	194	6.1
1997-98	Ryan Blackwell	So.	35	288	8.2
1998-99	Ryan Blackwell	Jr.	33	259	7.8
1999-00	Etan Thomas	Sr.	29	269	9.3
2000-01	Damone Brown	Sr.	34	300	8.8
2001-02	Preston Shumpert	Sr.	36	218	6.1
2002-03	Carmelo Anthony	Fr.	35	349	10.0
2003-04	Hakim Warrick	Jr.	31	266	8.6
2004-05	Hakim Warrick	Sr.	34	294	8.6
2005-06	Terrence Roberts	Jr.	35	*267	7.6
2006-07	Terrence Roberts	Sr.	33	*266	8.1
2007-08	Paul Harris	So.	35	286	8.2
2008-09	Paul Harris	Jr.	37	298	8.1
2009-10	Wes Johnson	Jr.	35	299	8.5
2010-11	Rick Jackson	Sr.	35	360	10.3
2011-12	C.J. Fair	So.	37	199	5.4
2012-13	C.J. Fair	Jr.	40	278	7.0
2013-14	C.J. Fair	Sr.	34	219	6.4
2014-15	Rakeem Christmas	Sr.	31	282	9.1
2015-16	Tyler Roberson	So.	37	313	8.5
2016-17	Tyler Lydon	So.	34	294	8.6

*statistics vacated by NCAA sanctions

Rebounds

Game Offensive Rebounds

Syracuse


Rebs.	Name (Game)	Date
1. 12	Tyler Roberson at Duke	1/18/2016
12	Billy Owens vs. Wagner	12/29/1990
3. 11	Tyler Roberson vs. La. Tech	12/14/2014
*11	Terrence Roberts vs. Notre Dame	3/8/2007
11	Hakim Warrick vs. Connecticut	3/15/2003
11	Billy Owens vs. Villanova	3/8/1991
11	LeRon Ellis vs. Villanova	1/5/1991
11	Derrick Coleman vs. Villanova	3/10/1990
11	Derrick Coleman vs. Providence	1/20/1990
10. 10	Paul Harris vs. Conn. (6 OT)	3/12/2009
10	Dave Johnson vs. NC State	12/4/1990
10	Derrick Coleman vs. Georgetown	3/4/1990
10	Rony Seikaly at Michigan	1/18/1987
14. 9	Etan Thomas at Connecticut	3/4/2000
9	Otis Hill at Kentucky	11/28/1996
9	Otis Hill at West Virginia	1/16/1996
9	Lawrence Moten vs. George Washington	11/16/1994
9	Lawrence Moten vs. LeMoyné	12/22/1992
9	Stephen Thompson vs. Pittsburgh	1/4/1989
9	Stephen Thompson at St. John's	2/6/1988
20. 8	13 tied with; most recent: Tyler Lydon vs. Mississippi State (NIT)	3/18/2015

*statistics vacated by NCAA sanctions


Game Defensive Rebounds

Syracuse


Rebs.	Name (Game)	Date
1. 16	Rick Jackson vs. Providence	12/28/2010
16	Derrick Coleman vs. Kentucky State	12/10/1988
16	Derrick Coleman vs. Providence	2/2/1988
16	Derrick Coleman vs. UAB	11/28/1987
16	Derrick Coleman vs. Indiana	3/30/1987
6. 14	Rick Jackson vs. Detroit	11/16/2010
14	Paul Harris vs. SF Austin	3/20/2009
14	Etan Thomas at Notre Dame	3/1/2000
14	John Wallace vs. Georgia	3/22/1996
10. 13	Billy Owens vs. Charlotte	12/8/1990
13	Rony Seikaly vs. Villanova	1/21/1987
12. 12	Wes Johnson vs. Marquette	1/23/2010
12	Paul Harris vs. Conn. (6 OT)	3/12/2009
12	Paul Harris at Virginia	12/5/2007
12	Hakim Warrick vs. Albany	12/28/2004
12	Hakim Warrick vs. Georgetown	3/1/2003
12	Damone Brown vs. Seton Hall	2/10/2001
12	Ryan Blackwell at Villanova	1/5/1999
12	John Wallace vs. Illinois	12/27/1995
12	John Wallace at Tennessee	12/9/1992
12	Billy Owens vs. Indiana	11/25/1990
12	Derrick Coleman vs. Villanova	3/10/1990
12	Derrick Coleman vs. St. John's	1/10/1990
12	Derrick Coleman vs. La. Tech	12/4/1988
12	Derrick Coleman vs. Cornell	11/28/1988
12	Derrick Coleman vs. Boston College	3/11/1988
12	Rony Seikaly vs. Pittsburgh	3/6/1988
12	Rony Seikaly at Providence	2/25/1988
12	Derrick Coleman at Connecticut	2/20/1988



Derrick Coleman



Rick Jackson



Billy Owens



Tyler Roberson

Season Offensive Rebounds

Name	G	OREbs.	Avg.	Years
1. Tyler Roberson	37	150	4.1	2015-16
2. Derrick Coleman	33	146	4.4	1989-90
3. Derrick Coleman	35	138	3.9	1987-88
4. Derrick Coleman	37	136	3.7	1988-89
5. Billy Owens	32	134	4.2	1990-91
6. Billy Owens	33	124	3.8	1989-90
7. Rick Jackson	35	120	3.4	2010-11
8. Derrick Coleman	38	119	3.1	1986-87
9. Rony Seikaly	38	118	3.1	1986-87
10. Arinze Onuaku	35	114	3.3	2007-08
Billy Owens	38	114	3.0	1988-89
Rony Seikaly	35	114	3.3	1987-88
13. Hakim Warrick	35	112	3.2	2002-03
14. Damone Brown	34	109	3.2	2000-01
15. Arinze Onuaku	38	108	2.8	2008-09

Year-by-Year Offensive Rebounds

Year	Name	Cl.	G	OREbs.	Avg.
1986-87	Derrick Coleman	Fr.	31	119	3.1
1987-88	Derrick Coleman	So.	35	138	3.9
1988-89	Derrick Coleman	Jr.	37	136	3.7
1989-90	Derrick Coleman	Sr.	33	146	4.4
1990-91	Billy Owens	Jr.	32	134	4.2
1991-92	Lawrence Moten	So.	32	93	2.9
1992-93	Conrad McRae	Sr.	28	85	3.0
1993-94	John Wallace	So.	30	77	2.6
1994-95	John Wallace	Jr.	30	86	2.9
1995-96	John Wallace	Sr.	38	88	2.3
1996-97	Otis Hill	Sr.	32	71	2.2
1997-98	Ryan Blackwell	So.	35	102	2.9
1998-99	Ryan Blackwell	Jr.	33	95	2.9
	Etan Thomas	Jr.	33	95	2.9
1999-00	Etan Thomas	Sr.	29	100	3.4
2000-01	Damone Brown	Sr.	34	109	3.2
2001-02	Craig Forth	Fr.	36	73	2.0
2002-03	Hakim Warrick	So.	35	112	3.2
2003-04	Hakim Warrick	Jr.	31	98	3.2
2004-05	Hakim Warrick	Sr.	34	106	3.1
2005-06	Terrence Roberts	Jr.	35	*104	3.0
2006-07	Darryl Watkins	Sr.	33	96	2.9
2007-08	Arinze Onuaku	So.	35	114	3.3
2008-09	Arinze Onuaku	Jr.	38	108	2.8
2009-10	Rick Jackson	Jr.	35	94	2.7
2010-11	Rick Jackson	Sr.	35	120	3.4
2011-12	Fab Melo	So.	30	*80	2.7
2012-13	C.J. Fair	Jr.	40	84	2.1
2013-14	Jerami Grant	So.	32	139	4.3
2014-15	Rakeem Christmas	Sr.	31	97	3.1
2015-16	Tyler Roberson	Jr.	37	150	4.1
2016-17	Tyler Lydon	So.	34	79	2.3

*statistics vacated by NCAA sanctions

Season Defensive Rebounds

Name	G	DRebs.	Avg.	Years
1. Derrick Coleman	37	286	7.7	1988-89
2. Derrick Coleman	33	252	7.6	1989-90
3. Carmelo Anthony	35	248	7.1	2002-03
4. Derrick Coleman	35	246	7.0	1987-88
5. John Wallace	38	241	6.3	1995-96
6. Rick Jackson	35	240	6.9	2010-11
7. Billy Owens	32	237	7.4	1990-91
8. Wes Johnson	35	224	6.4	2009-10
9. Rony Seikaly	35	221	6.3	1987-88
10. Tyler Lydon	34	215	6.3	2016-17
11. Derrick Coleman	38	214	5.6	1986-87
12. Paul Harris	37	209	5.5	2008-09
13. C.J. Fair	30	194	6.4	2012-13
14. John Wallace	30	193	6.4	1993-94
Rony Seikaly	38	193	5.1	1986-87
16. Donte Greene	35	191	5.4	2007-08
Damone Brown	34	191	5.6	2000-01

Year-by-Year Defensive Rebounds

Year	Name	Cl.	G	Rebs.	Avg.
1986-87	Derrick Coleman	Fr.	31	214	6.9
1987-88	Derrick Coleman	So.	35	246	7.0
1988-89	Derrick Coleman	Jr.	37	286	7.7
1989-90	Derrick Coleman	Sr.	33	252	7.6
1990-91	Billy Owens	Jr.	32	237	7.4
1991-92	Dave Johnson	Sr.	32	149	4.7
1992-93	John Wallace	Fr.	29	145	5.0
1993-94	John Wallace	So.	30	193	6.4
1994-95	John Wallace	Jr.	30	159	5.3
1995-96	John Wallace	Sr.	38	241	6.3
1996-97	Todd Burgan	Jr.	25	124	5.0
1997-98	Ryan Blackwell	So.	35	186	5.3
1998-99	Ryan Blackwell	Jr.	33	164	5.0
1999-00	Etan Thomas	Sr.	29	169	5.8
2000-01	Damone Brown	Sr.	34	191	5.6
2001-02	Preston Shumpert	Sr.	36	176	4.9
2002-03	Carmelo Anthony	Fr.	35	248	7.1
2003-04	Hakim Warrick	Jr.	31	168	5.4
2004-05	Hakim Warrick	Sr.	34	188	5.5
2005-06	Terrence Roberts	Jr.	35	*163	4.7
2006-07	Paul Harris	Fr.	35	174	5.0
2007-08	Donte Greene	Fr.	35	191	5.5
2008-09	Paul Harris	Jr.	37	209	5.6
2009-10	Wes Johnson	Sr.	35	224	6.4
2010-11	Rick Jackson	Sr.	35	240	6.9
2011-12	C.J. Fair	So.	37	125	3.4
2012-13	C.J. Fair	Jr.	40	194	4.9
2013-14	C.J. Fair	Sr.	34	160	4.7
2014-15	Rakeem Christmas	Sr.	31	185	6.0
2015-16	Tyler Roberson	Jr.	37	163	4.4
2016-17	Tyler Lydon	So.	34	215	6.3

*statistics vacated by NCAA sanctions

Assists

Game

Syracuse

Ast.	Name (Game)	Date
1. *22	Sherman Douglas vs. Providence	1/28/1989
2. 18	Dwayne Washington at St. John's	2/27/1984
3. 16	Michael Carter-Williams vs. Monmouth	12/8/2012
4. 14	Michael Carter-Williams at Seton Hall	2/16/2013
14	Michael Carter-Williams vs. Canisius	12/15/2012
14	Jason Hart vs. Villanova	2/23/2000
14	Michael Lloyd vs. St. Illinois (NCAA)	3/17/1995
14	Sherman Douglas vs. Kentucky	2/26/1989
14	Sherman Douglas vs. Indiana	11/23/1988
14	Dwayne Washington vs. St. John's (BET)	3/8/1986
14	Eddie Moss vs. St. Bonaventure	2/9/1980

* NCAA record (tied)


Opponents

Ast.	Name (Game)	Date
1. 16	Eric Murdock, Providence	1/20/1990
2. 15	Tory Jackson, Notre Dame	1/18/2010
15	Tom Doaty, Penn State	1/29/1975
4. 14	Shaheen Holloway, Seton Hall	2/7/1998
14	Darrelle Porter, Pittsburgh	1/23/1990
6. 13	T.J. Ford, Texas (NCAA)	4/5/2003
13	Abdul Abdullah, Providence	2/15/1994
13	Kenny Wilson, Villanova	2/16/1987
9. 12	Tim Lyles, West Virginia	1/13/2001
12	Aaron Lucas, South Carolina	1/13/2000
12	Jerry McCullough, Pittsburgh	1/8/1994
12	Howard Easley, Boston College	12/30/1992


Season

Name	Class	Ast.	Avg.	Years
1. Sherman Douglas	Sr.	**326	8.6	1988-89
2. M. Carter-Williams	So.	292	7.2	2012-13
3. Sherman Douglas	So.	289	7.6	1986-87
4. Sherman Douglas	Jr.	288	8.2	1987-88
5. Lazarus Sims	Sr.	281	7.4	1995-96
6. Jonny Flynn	So.	254	6.7	2008-09
7. Dwayne Washington	Jr.	250	7.8	1985-86
8. Allen Griffin	Sr.	220	6.5	2000-01
9. Jason Hart	Sr.	208	6.5	1999-00
10. Gerry McNamara	Sr.	207	5.9	2005-06
11. Scoop Jardine	Sr.	205	5.9	2010-11
12. Dwayne Washington	Fr.	199	6.2	1983-84
13. Leo Rautins	Sr.	192	6.2	1982-83
14. Tyler Ennis	Fr.	188	5.5	2013-14
Dwayne Washington	So.	188	6.1	1984-85
16. Jonny Flynn	Fr.	185	5.3	2007-08
Eddie Moss	Sr.	185	5.4	1980-81
18. John Gillon	Gr.	184	5.4	2016-17
Jason Hart	Fr.	184	5.8	1996-97
20. Adrian Autry	Sr.	183	6.1	1993-94

** Led NCAA Division I



Sherman Douglas



Jason Hart

Top Five By Class

Freshman (since 1972-73)

Year	Name	G	Ast.	Avg.
1983-84	Dwayne Washington	32	199	6.2
2013-14	Tyler Ennis	34	188	5.5
2007-08	Jonny Flynn	35	185	5.3
1996-97	Jason Hart	32	184	5.8
1989-90	Michael Edwards	33	168	5.1

Sophomore

Year	Name	G	Ast.	Avg.
2012-13	M. Carter-Williams	40	292	7.2
1986-87	Sherman Douglas	38	289	7.6
2008-09	Jonny Flynn	38	254	6.7
1984-85	Dwayne Washington	31	188	6.1
2001-02	James Thues	36	178	4.9

Junior

Year	Name	G	Ast.	Avg.
1987-88	Sherman Douglas	35	288	8.2
1985-86	Dwayne Washington	32	250	7.8
1979-80	Eddie Moss	30	173	5.8
2004-05	Gerry McNamara	34	168	4.9
1992-93	Adrian Autry	29	161	5.6

Senior

Year	Name	G	Ast.	Avg.
1988-89	Sherman Douglas	38	326	8.6
1995-96	Lazarus Sims	38	281	7.4
2000-01	Allen Griffin	34	220	6.5
1999-00	Jason Hart	32	208	6.5
2005-06	Gerry McNamara	35	207	5.9

Career

Name	Games	Ast.	Avg.	Years
1. Sherman Douglas	138	960	7.0	1985-89
2. Jason Hart	132	709	5.4	1996-00
3. Gerry McNamara	135	648	4.8	2002-06
4. D. Washington	95	637	6.7	1983-86
5. Adrian Autry	121	631	5.2	1990-94
6. Scoop Jardine	140	619	4.4	2007-12
7. Eddie Moss	117	539	4.6	1977-81
8. Jonny Flynn	73	439	6.0	2007-08
9. Lazarus Sims	114	432	3.0	1992-96
10. Leo Rautins	85	423	5.0	1980-83



Pearl Washington led Syracuse in assist average in all three seasons he played.

Year-by-Year

Year	Name	Class	G	Ast.	Avg.
1969-70	Ernie Austin	Sr.	23	90	3.9
1970-71	Tom Green	Sr.	26	140	5.4
1971-72	Dennis DuVal	So.	28	97	3.5
1972-73	Dennis DuVal	Jr.	28	113	4.0
1973-74	Jimmy Lee	Jr.	26	107	4.1
1974-75	Jimmy Lee	Sr.	32	115	3.6
1975-76	Ross Kindel	So.	29	96	3.3
1976-77	Ross Kindel	Jr.	30	92	2.8
1977-78	Dale Shackelford	Jr.	28	84	3.0
1978-79	Dale Shackelford	Sr.	30	123	4.1
1979-80	Eddie Moss	Jr.	30	173	5.8
1980-81	Eddie Moss	Sr.	34	185	5.4
1981-82	Leo Rautins	Jr.	22	115	5.2
1982-83	Leo Rautins	Sr.	31	192	6.2
1983-84	D. Washington	Fr.	32	199	6.2
1984-85	D. Washington	So.	31	188	6.1
1985-86	D. Washington	Jr.	32	250	7.8
1986-87	Sherman Douglas	So.	38	289	7.6
1987-88	Sherman Douglas	Jr.	35	288	8.2
1988-89	Sherman Douglas	Sr.	38	326	8.6
1989-90	Michael Edwards	Fr.	33	168	5.1
1990-91	Adrian Autry	Fr.	31	164	5.3
1991-92	Adrian Autry	So.	31	123	4.0
1992-93	Adrian Autry	Jr.	29	161	5.6
1993-94	Adrian Autry	Sr.	30	183	6.1
1994-95	Michael Lloyd	Jr.	30	155	5.2
1995-96	Lazarus Sims	Sr.	38	281	7.4
1996-97	Jason Hart	Fr.	32	184	5.8
1997-98	Jason Hart	So.	35	174	5.0
1998-99	Jason Hart	Jr.	33	143	4.3
1999-00	Jason Hart	Sr.	32	208	6.5
2000-01	Allen Griffin	Sr.	34	220	6.5
2001-02	James Thues	So.	36	178	4.9
2002-03	Gerry McNamara	Fr.	35	155	4.4
2003-04	Gerry McNamara	So.	31	118	3.8
2004-05	Gerry McNamara	Jr.	34	168	4.9
2005-06	Gerry McNamara	Sr.	35	207	5.9
2006-07	Eric Devendorf	So.	35	145	4.1
2007-08	Jonny Flynn	Fr.	35	185	5.3
2008-09	Jonny Flynn	So.	38	254	6.7
2009-10	Andy Rautins	Sr.	35	171	4.9
2010-11	Scoop Jardine	Sr.	35	205	5.9
2012-13	M. Carter-Williams	So.	40	292	7.2
2013-14	Tyler Ennis	Fr.	34	188	5.5
2014-15	Kaleb Joseph	Fr.	31	119	3.8
2015-16	Michael Gbinije	Gr.	37	160	4.3
2016-17	John Gillon	Gr.	34	184	5.4

Blocks

Game

Syracuse

Blocks	Name (Game)	Date
1. *10	Fab Melo vs. Seton Hall	12/28/2011
2. 9	Etan Thomas vs. Pittsburgh	2/16/2000
9	Etan Thomas vs. Florida Atlantic	11/22/1999
9	Etan Thomas vs. Connecticut	1/24/1998
5. 8	Darryl Watkins vs. Cincinnati	1/17/2007
8	Darryl Watkins vs. Cornell	11/9/2005
8	Jeremy McNeil vs. Connecticut (BET)	3/14/2003
8	Etan Thomas vs. St. John's (BET)	3/6/1998
8	LeRon Ellis vs. Boston College	2/2/1991
8	Derrick Coleman vs. Canisius	12/17/1988
8	Derrick Coleman vs. Kentucky State	12/10/1988
8	Rony Seikaly vs. Boston College	1/2/1986
8	Dan Schayes vs. Seton Hall	2/4/1981
8	Roosevelt Bouie vs. Iona	12/2/1978
8	Roosevelt Bouie vs. W. Kentucky (NCAA)	3/11/1978
8	Roosevelt Bouie vs. Buffalo	2/15/1978
8	Roosevelt Bouie at Colgate	12/7/1977
18. 7	14 players; most recent, Rakeem Christmas, NC State	2/15/2014

*statistics vacated by NCAA sanctions

Opponents

Blocks	Name (Game)	Date
1. 8	Herbert Hill, Providence	2/24/2007
8	Hilton Armstrong, Connecticut	1/16/2006
8	Eddie Griffin, Seton Hall	1/21/2001
4. 7	Hasheem Thabeet, Connecticut	2/11/2009
7	Alex Woodhouse, Colgate	12/1/2008
7	Hasheem Thabeet, Connecticut	2/6/2008
7	Mike Sweetney, Georgetown	3/1/2003
7	Mike Sweetney, Georgetown	2/3/2003
7	Charles Smith, Pittsburgh	2/9/1987
7	David Robinson, Navy (NCAA)	3/16/1986

Season

Name	Class	Blk.	Avg.	Years
1. Etan Thomas	So.	138	3.9	1997-98
2. Etan Thomas	Jr.	131	4.0	1998-99
3. Derrick Coleman	Jr.	127	3.4	1988-89
4. Darryl Watkins	Sr.	112	3.4	2006-07
5. Etan Thomas	Sr.	107	3.7	1999-00
6. Jeremy McNeil	Jr.	100	2.9	2002-03
7. Darryl Watkins	Jr.	99	2.8	2005-06
8. Rony Seikaly	So.	97	3.0	1985-86
9. Roosevelt Bouie	Fr.	91	3.0	1976-77
10. Fab Melo	So.	*88	2.9	2011-12
11. Rick Jackson	Sr.	86	2.5	2010-11
12. Rony Seikaly	Sr.	85	2.4	1987-88
13. Roosevelt Bouie	So.	84	3.0	1977-78
14. Roosevelt Bouie	Jr.	81	2.7	1978-79
15. LeRon Ellis	Sr.	79	2.5	1990-91
16. Rakeem Christmas	Sr.	78	2.5	2014-15
Rony Seikaly	So.	78	2.1	1986-87
18. Conrad McRae	Sr.	76	2.6	1992-93
19. Dan Schayes	Sr.	74	2.2	1980-81
20. Rakeem Christmas	So.	73	1.8	2012-13

*statistics vacated by NCAA sanctions



Roosevelt Bouie



Darryl Watkins

Top Five By Class

Freshman (since 1972-73)

Year	Name	G	Blk.	Avg.
1976-77	Roosevelt Bouie	30	91	3.0
1986-87	Derrick Coleman	38	68	1.7
2015-16	Tyler Lydon	37	67	1.8
2001-02	Craig Forth	36	65	1.8
2000-01	Jeremy McNeil	34	64	1.9

Sophomore

Year	Name	G	Blk.	Avg.
1997-98	Etan Thomas	35	138	3.9
1985-86	Rony Seikaly	32	97	3.0
2011-12	Fab Melo	30	*88	2.9
1977-78	Roosevelt Bouie	38	84	3.0
2012-13	Rakeem Christmas	40	73	1.8

*statistics vacated by NCAA sanctions

Junior

Year	Name	G	Blk.	Avg.
1998-99	Etan Thomas	32	131	4.0
1988-89	Derrick Coleman	37	127	3.4
2002-03	Jeremy McNeil	35	100	2.9
2005-06	Darryl Watkins	35	99	2.8
1978-79	Roosevelt Bouie	30	81	2.7

Senior

Year	Name	G	Blk.	Avg.
2006-07	Darryl Watkins	33	112	3.4
1999-00	Etan Thomas	29	107	3.7
2010-11	Rick Jackson	35	86	2.5
1987-88	Rony Seikaly	35	85	2.4
1990-91	LeRon Ellis	32	79	2.5

Career

Name	Games	Blk.	Avg.	Years
1. Etan Thomas	122	424	3.5	1996-00
2. Roosevelt Bouie	118	327	2.8	1976-80
3. Derrick Coleman	145	319	2.2	1986-90
Rony Seikaly	136	319	2.3	1984-88
5. Darryl Watkins	106	273	2.5	2003-07
6. Jeremy McNeil	135	260	1.9	1999-04
7. Rick Jackson	143	259	1.8	2007-11
8. Rakeem Christmas	142	247	1.7	2011-15
9. John Wallace	131	209	1.6	1992-96
10. Craig Forth	136	205	1.5	2001-05



Etan Thomas owns Syracuse records for season (138) and career (424) blocked shots.

Year-by-Year

Year	Name	Cl.	G	Blk.	Avg.
1976-77	R. Bouie	Fr.	30	91	3.0
1977-78	R. Bouie	So.	28	84	3.0
1978-79	R. Bouie	Jr.	30	81	2.7
1979-80	R. Bouie	Sr.	30	71	2.4
1980-81	Dan Schayes	Sr.	34	74	2.2
1981-82	Andre Hawkins	Fr.	29	16	0.6
1982-83	Andre Hawkins	So.	31	19	0.6
1983-84	Andre Hawkins	Jr.	32	28	0.9
1984-85	Rony Seikaly	Fr.	31	59	1.9
1985-86	Rony Seikaly	So.	32	97	3.0
1986-87	Rony Seikaly	Jr.	38	78	2.1
1987-88	Rony Seikaly	Sr.	35	85	2.4
1988-89	D. Coleman	Jr.	37	127	3.4
1989-90	D. Coleman	Sr.	33	67	2.0
1990-91	LeRon Ellis	Sr.	32	79	2.5
1991-92	Conrad McRae	Jr.	28	69	2.5
1992-93	Conrad McRae	Sr.	28	76	2.7
1993-94	John Wallace	So.	30	52	1.5
1994-95	John Wallace	Jr.	30	55	1.8
1995-96	John Wallace	Sr.	38	63	1.7
1996-97	Etan Thomas	Fr.	25	48	1.9
1997-98	Etan Thomas	So.	35	138	3.9
1998-99	Etan Thomas	Jr.	33	131	4.0
1999-00	Etan Thomas	Sr.	29	107	3.7
2000-01	Jeremy McNeil	Fr.	34	64	1.9
2001-02	Craig Forth	Fr.	36	65	1.8
2002-03	Jeremy McNeil	Jr.	35	100	2.9
2003-04	Craig Forth	Jr.	31	63	2.0
2004-05	Darryl Watkins	So.	26	37	1.4
2005-06	Darryl Watkins	Jr.	35	99	2.0
2006-07	Darryl Watkins	Sr.	33	112	3.4
2007-08	Donte Greene	Fr.	35	57	1.6
2008-09	Rick Jackson	So.	38	60	1.6
2009-10	Rick Jackson	Jr.	35	69	2.0
2010-11	Rick Jackson	Sr.	35	86	2.5
2011-12	Fab Melo	So.	30	*88	2.9
2012-13	R. Christmas	So.	40	73	1.8
2013-14	R. Christmas	Jr.	34	66	1.9
2014-15	R. Christmas	Sr.	31	78	2.4
2015-16	Tyler Lydon	Fr.	37	67	1.8

*statistics vacated by NCAA sanctions

Steals

Game

Syracuse

Steals	Name (Game)	Date
1. 10	Todd Burgan vs. Colgate	11/30/1997
2. 9	DeShaun Williams vs. BC	3/3/2002
9	James Thues vs. Rutgers	1/2/2002
4. 8	Matt Roe vs. St. Francis (PA)	12/30/1988
5. 7	Andy Rautins vs. North Carolina	11/20/2009
*7	Billy Edelin at Notre Dame	1/10/2005
7	Preston Shumpert vs. Albany	12/7/1999
7	Jason Hart at Boston College	2/24/1999
7	Jason Hart vs. Notre Dame	2/17/1999
7	Todd Burgan vs. UNC Asheville	11/15/1997
7	Jason Hart vs. Colgate	12/22/1996
7	Greg Monroe vs. Utica	12/22/1984
7	Rafael Addison vs. Cornell	11/29/1982
7	Jim Williams vs. Louisville (NCAA)	3/31/1975
15. 6	Trevor Cooney vs. St. Bonaventure	11/17/2015
6	Michael Gbinije at Notre Dame	2/24/2015
6	Tyler Ennis at Boston College	1/13/2014
6	Michael Carter-Williams vs. St. John's	2/10/2013
6	Trevor Cooney vs. Wagner	11/18/2012
*6	Dion Waiters vs. G. Washington	12/10/2011
6	Baye Keita at Connecticut	2/2/2011
6	Paul Harris vs. Pittsburgh	3/1/2008
6	Jason Hart at Alabama	1/11/1997
6	Marius Janulis vs. Colgate	11/28/1995
6	Adrian Autry at Villanova	2/26/1991
6	Billy Owens vs. Wagner	12/29/1990
6	Billy Owens vs. Cornell	12/1/1990
6	Derrick Coleman vs. Seton Hall	2/5/1990
6	Billy Owens vs. Towson State	12/16/1989
6	Erich Santifer vs. Villanova	3/1/1983
6	Erich Santifer vs. Boston College	2/19/1983
6	Gene Waldron at Villanova	1/9/1982
6	Eddie Moss vs. St. John's	1/24/1981

* statistics vacated by NCAA sanctions

Opponents


Steals	Name (Game)	Date
1. 10	Marcus Hatten, St. John's	2/18/2003
2. 8	Troy Bell, Boston College	2/7/2001
3. 7	William Gladness, Indiana	11/25/1998
4. 6	many tied with; most recent, Angel Rodriguez, Miami	1/2/2016

Season

Name	Class	Stls.	Avg.	Years
1. M. Carter-Williams	So.	111	2.8	2012-13
2. Jason Hart	Jr.	101	3.1	1998-99
James Thues	So.	101	2.8	2001-02
4. Jason Hart	Fr.	90	2.8	1996-97
5. Eddie Moss	Sr.	85	2.5	1980-81
6. Dwayne Washington	Sr.	82	2.6	1985-86
7. Jason Hart	So.	79	2.3	1997-98
8. Billy Owens	Jr.	78	2.4	1990-91
9. Gerry McNamara	Fr.	77	2.2	2002-03
10. Dwayne Washington	Fr.	76	2.4	1983-84
11. Eddie Moss	Jr.	75	2.5	1979-80
12. Billy Owens	So.	74	2.2	1989-90
Stephen Thompson	Jr.	74	2.0	1988-89
14. James Williams	Jr.	73	2.5	1975-76
15. Tyler Ennis	Fr.	72	2.1	2013-14
Todd Burgan	Sr.	72	2.1	1997-98
17. Michael Gbinije	Sr.	71	1.9	2015-16
18. Andy Rautins	Sr.	69	2.0	2009-10
Sherman Douglas	Jr.	69	2.0	1987-88
Sherman Douglas	Sr.	69	1.9	1988-89



Todd Burgan



M. Carter-Williams

Top Five By Class

Freshman (since 1972-73)

Year	Name	G	Stls.	Avg.
1996-97	Jason Hart	32	90	2.8
2002-03	Gerry McNamara	35	77	2.2
1983-84	Dwayne Washington	32	76	2.4
2013-14	Tyler Ennis	34	72	2.1
1988-89	Billy Owens	38	64	1.7

Sophomore

Year	Name	G	Stls.	Avg.
2012-13	M. Carter-Williams	40	111	2.8
2001-02	James Thues	36	101	2.8
1997-98	Jason Hart	35	79	2.3
1989-90	Billy Owens	33	74	2.2
2011-12	Dion Waiters	37	*67	1.8

* statistics vacated by NCAA sanctions

Junior


Year	Name	G	Stls.	Avg.
1998-99	Jason Hart	33	101	3.1
1985-86	Dwayne Washington	32	82	2.6
1990-91	Billy Owens	32	78	2.4
1979-80	Eddie Moss	30	75	2.5
1988-89	Stephen Thompson	38	74	2.0

Senior

Year	Name	G	Stls.	Avg.
1980-81	Eddie Moss	34	85	2.5
1997-98	Todd Burgan	35	72	2.1
2015-16	Michael Gbinije	37	71	1.9
2009-10	Andy Rautins	35	69	2.0
1988-89	Sherman Douglas	38	69	1.9

Career

Name	Games	Stls.	Avg.	Years
1. Jason Hart	132	329	2.5	1996-00
2. Gerry McNamara	135	258	1.9	2002-06
3. Sherman Douglas	138	235	1.7	1985-89
4. Eddie Moss	117	230	2.0	1977-81
5. Dwayne Washington	95	220	2.3	1983-86
6. Adrian Autry	121	217	1.8	1990-94
7. Billy Owens	103	216	2.1	1988-91
8. Lawrence Moten	121	215	1.8	1991-95
9. Trevor Cooney	141	207	1.5	2012-16
Dale Shackleford	113	207	1.8	1975-79



Jason Hart led the Orange in steals in four consecutive seasons.

Year-by-Year

Year	Name	Cl.	G	Stls.	Avg.
1975-76	James Williams	Jr.	29	73	2.5
1976-77	James Williams	Sr.	30	54	1.8
1977-78	Dale Shackleford	Jr.	28	42	1.5
1978-79	Dale Shackleford	Sr.	30	67	2.2
1979-80	Eddie Moss	Jr.	30	75	2.5
1980-81	Eddie Moss	Sr.	34	85	2.5
1981-82	Gene Waldron	So.	29	53	1.8
1982-83	Gene Waldron	Jr.	30	57	1.9
1983-84	D. Washington	Fr.	32	76	2.4
1984-85	D. Washington	So.	31	62	2.0
1985-86	D. Washington	Jr.	32	82	2.6
1986-87	Sherman Douglas	So.	38	64	1.7
1987-88	Sherman Douglas	Jr.	35	69	2.0
1988-89	Stephen Thompson	Jr.	38	74	2.0
1989-90	Billy Owens	So.	33	74	2.2
1990-91	Billy Owens	Jr.	32	78	2.4
1991-92	Adrian Autry	So.	31	48	1.5
1992-93	Adrian Autry	Jr.	29	58	2.0
1993-94	Lawrence Moten	Jr.	30	61	2.0
1994-95	Michael Lloyd	Jr.	30	59	2.0
1995-96	Todd Burgan	So.	38	64	1.1
1996-97	Jason Hart	Fr.	32	90	2.8
1997-98	Jason Hart	So.	35	79	2.3
1998-99	Jason Hart	Jr.	33	101	3.1
1999-00	Jason Hart	Sr.	32	59	1.8
2000-01	Allen Griffin	Sr.	34	66	1.9
	DeShaun Williams	So.	34	66	1.9
2001-02	James Thues	So.	36	101	2.8
2002-03	Gerry McNamara	Fr.	35	77	2.2
2003-04	Josh Pace	Jr.	31	55	1.8
2004-05	Gerry McNamara	Jr.	34	63	1.9
2005-06	Gerry McNamara	Sr.	35	66	1.9
2006-07	Demetris Nichols	Sr.	35	49	1.4
2007-08	Paul Harris	So.	35	59	1.7
2008-09	Jonny Flynn	So.	38	54	1.4
2009-10	Andy Rautins	Jr.	35	69	2.0
2010-11	Scoop Jardine	Sr.	35	55	1.6
2011-12	Dion Waiters	So.	37	*67	1.9
2012-13	M. Carter-Williams	So.	40	111	2.8
2013-14	Tyler Ennis	Fr.	34	72	2.1
2014-15	Michael Gbinije	Jr.	30	56	1.9
2015-16	Michael Gbinije	Sr.	37	71	1.9
2016-17	Andrew White III	Gr.	34	55	1.6

* statistics vacated by NCAA sanctions

Field Goals and Free Throws



Arinze Onuaku remains the program leader in season (.668) and career (.648) field goal percentage.

Season Field Goals

No.	Name	FGM-FGA	Pct.	Year
1.	Dave Bing	308-569	.541	1965-66
2.	S. Thompson	297-465	.639	1988-89
3.	John Wallace	293-599	.489	1995-96
4.	Billy Owens	282-554	.509	1990-91
5.	Rudy Hackett	280-482	.581	1974-75
6.	Carmelo Anthony	277-612	.453	2002-03
7.	Sherman Douglas	272-498	.546	1988-89
8.	Greg Kohls	263-610	.431	1971-72
9.	Preston Shumpert	256-591	.433	2001-02
10.	Hakim Warrick	253-462	.548	2004-05

Career Field Goals

No.	Name	FGM-FGA	Pct.	Years
1.	Lawrence Moten	838-1,736	.483	1991-95
2.	S. Thompson	801-1,431	.560	1986-90
3.	Sherman Douglas	797-1,482	.538	1985-89
4.	John Wallace	784-1,471	.533	1992-96
5.	Rafael Addison	779-1,458	.534	1982-86
6.	Derrick Coleman	770-1,356	.568	1986-90
7.	Hakim Warrick	767-1,432	.536	2001-05
8.	Erich Santifer	742-1,362	.545	1979-83
9.	Dave Bing	729-1,473	.495	1963-66
10.	Billy Owens	706-1,399	.505	1988-91

Season Field Goals Attempted

No.	Name	FGM-FGA	Pct.	Year
1.	Jack Kiley	184-636	.289	1949-50
2.	Carmelo Anthony	277-612	.453	2002-03
3.	Greg Kohls	263-610	.431	1971-72
4.	John Wallace	293-599	.489	1995-96
5.	Preston Shumpert	256-591	.433	2001-02
6.	Dave Bing	308-569	.541	1965-66
7.	Dennis DuVal	239-555	.431	1973-74
8.	Billy Owens	282-554	.509	1990-91
9.	Donte Greene	218-521	.418	2007-08
10.	Preston Shumpert	225-515	.437	2000-01

Career Field Goals Attempted

No.	Name	FGM-FGA	Pct.	Years
1.	Lawrence Moten	838-1,736	.483	1991-95
2.	Gerry McNamara	632-1,684	.375	2002-06
3.	Preston Shumpert	650-1,487	.437	1998-02
4.	Sherman Douglas	797-1,482	.538	1985-89
5.	Dennis DuVal	668-1,481	.451	1971-74
6.	Dave Bing	729-1,473	.495	1963-66
7.	John Wallace	784-1,471	.533	1992-96
8.	Rafael Addison	779-1,458	.534	1982-86
9.	Hakim Warrick	767-1,432	.536	2001-05
10.	Stephen Thompson	801-1,431	.560	1986-90

Season Field Goal Percentage (min. 100 attempts)

No.	Name	FGM-FGA	Pct.	Year
1.	Arinze Onuaku	153-229	.668	2009-10
2.	Arinze Onuaku	178-267	.667	2008-09
3.	Roosevelt Bouie	189-289	.654	1979-80
4.	Stephen Thompson	297-465	.639	1988-89
5.	Roosevelt Bouie	176-279	.631	1978-79
6.	Arinze Onuaku	186-296	.628	2007-08
7.	Rick Jackson	139-223	.623	2008-09
8.	Etan Thomas	148-240	.617	1998-99
9.	Rakeem Christmas	76-124	.613	2013-14
10.	Etan Thomas	144-236	.610	1997-98

Career Field Goal Percentage (min. 500 attempts)

No.	Name	FGM-FGA	Pct.	Years
1.	Arinze Onuaku	540-833	.648	2005-10
2.	Etan Thomas	495-825	.600	1996-00
3.	Bill Smith	536-900	.596	1968-71
4.	Roosevelt Bouie	631-1,064	.593	1976-80
5.	Rick Jackson	532-900	.591	2007-11
6.	Derrick Coleman	770-1,356	.568	1986-90
7.	Rakeem Christmas	409-731	.560	2011-15
8.	Stephen Thompson	801-1,431	.5597	1986-90
9.	Rony Seikaly	652-1,165	.5596	1984-88
10.	Otis Hill	572-1,039	.551	1993-97

Season Free Throws

No.	Name	FTM-FTA	Pct.	Year
1.	John Wallace	222-291	.763	1995-96
	Greg Kohls	222-257	.864	1971-72
3.	Hakim Warrick	211-310	.681	2004-05
4.	Derrick Coleman	188-263	.715	1989-90
5.	Jonny Flynn	180-229	.786	2008-09
6.	Dave Bing	178-222	.802	1965-66
7.	Charles Richards	174-237	.734	1963-64
8.	Paul Harris	173-237	.730	2007-08
9.	Vincent Cohen	171-246	.695	1956-57
10.	Hakim Warrick	171-247	.692	2003-04
	Derrick Coleman	171-247	.692	1988-89

Career Free Throws

No.	Name	FTM-FTA	Pct.	Years
1.	Derrick Coleman	587-858	.684	1986-90
2.	Hakim Warrick	529-803	.659	2001-05
3.	John Wallace	510-691	.738	1992-96
4.	Lawrence Moten	461-644	.716	1991-95
5.	Dave Bing	438-563	.778	1963-66
6.	Gerry McNamara	435-490	.888	2002-06
7.	Paul Harris	413-571	.723	2006-09
8.	Rony Seikaly	412-715	.576	1984-88
9.	Sherman Douglas	397-571	.695	1985-89
10.	Greg Kohls	388-471	.824	1969-72

Season Free Throws Attempted

No.	Name	FTM-FTA	Pct.	Year
1.	Hakim Warrick	211-310	.681	2004-05
2.	John Wallace	222-291	.763	1995-96
3.	Derrick Coleman	188-263	.715	1989-90
4.	Greg Kohls	222-257	.864	1971-72
5.	Bill Smith	147-248	.593	1970-71
6.	Hakim Warrick	171-247	.690	2003-04
	Derrick Coleman	171-247	.692	1988-89
8.	Vincent Cohen	171-246	.695	1956-57
9.	Carmelo Anthony	168-238	.706	2002-03
10.	Paul Harris	173-237	.730	2007-08
	Charles Richards	174-237	.734	1963-64

Career Free Throws Attempted

No.	Name	FTM-FTA	Pct.	Years
1.	Derrick Coleman	587-858	.684	1986-90
2.	Hakim Warrick	529-803	.659	2001-05
3.	Rony Seikaly	412-715	.576	1984-88
4.	John Wallace	510-691	.738	1992-96
5.	Lawrence Moten	461-644	.716	1991-95
6.	Bill Smith	379-623	.608	1968-71
7.	Etan Thomas	350-585	.598	1996-00
8.	Paul Harris	413-571	.723	2006-09
	Sherman Douglas	397-571	.695	1985-89
10.	Dave Bing	438-563	.778	1963-66

Season Free Throws Percentage (min. 50 attempts)

No.	Name	FTM-FTA	Pct.	Year
1.	Gerry McNamara	90-99	.909	2002-03
2.	Gerry McNamara	111-123	.902	2005-06
3.	Jim Lee	93-105	.885	1972-73
4.	Rich Cornwall	103-117	.880	1966-67
5.	Marty Headd	49-56	.875	1980-81
6.	Gerry McNamara	111-127	.874	2004-05
7.	Gerry McNamara	123-141	.872	2003-04
8.	Greg Kohls	222-257	.863	1971-72
9.	John Gillon	93-108	.861	2016-17
10.	Jim Lee	98-114	.860	1974-75

Career Free Throws Percentage (min. 150 attempts)

No.	Name	FTM-FTA	Pct.	Years
1.	Gerry McNamara	435-490	.888	2002-06
2.	Rich Cornwall	217-252	.861	1965-68
3.	Jim Lee	243-283	.859	1972-75
4.	Greg Kohls	388-471	.824	1969-72
5.	John Suder	146-179	.816	1967-70
6.	Marius Janulis	125-154	.812	1994-98
7.	Marty Headd	163-201	.811	1977-81
8.	Tyler Lydon	169-209	.809	2015-17
9.	Dan Schayes	315-391	.806	1977-81
10.	Eric Devendorf	306-385	.795	2005-09

3-point FG, Minutes, Double Figures

Season 3-PT Field Goals

No.	Name	3FGM-3FGA	Pct	Year
1.	Andrew White III	112-278	.403	2016-17
	Gerry McNamara	107-315	.340	2004-05
3.	Gerry McNamara	105-270	.389	2003-04
4.	Gerry McNamara	103-308	.334	2005-06
5.	Andy Rautins	102-279	.366	2008-09
6.	Demetris Nichols	100-240	.417	2006-07
7.	Andy Rautins	98-241	.407	2009-10
8.	Trevor Cooney	92-260	.354	2015-16
9.	Michael Gbinije	91-233	.391	2015-16
10.	Trevor Cooney	90-240	.375	2013-14
	Donte Greene	90-261	.345	2007-08

Career 3-PT Field Goals

No.	Name	3FGM-3FGA	Pct	Years
1.	Gerry McNamara	400-1,131	.354	2002-06
2.	Andy Rautins	282-754	.374	2005-10
3.	Trevor Cooney	281-835	.325	2012-16
4.	Preston Shumpert	249-659	.378	1998-02
5.	Eric Devendorf	208-550	.378	2005-09
6.	Demetris Nichols	205-573	.358	2003-07
7.	Lawrence Moten	197-624	.316	1991-95
8.	Marius Janulis	190-476	.399	1994-98
9.	Todd Burgan	178-496	.359	1994-98
10.	DeShaun Williams	175-521	.336	1999-02

Season 3-PT Field Goals Attempted

No.	Name	3FGM-3FGA	Pct	Year
1.	Gerry McNamara	107-315	.340	2004-05
2.	Gerry McNamara	103-308	.334	2005-06
3.	Andy Rautins	102-279	.366	2008-09
4.	Andrew White III	112-278	.403	2016-17
5.	Gerry McNamara	105-270	.389	2003-04
6.	Donte Greene	90-261	.345	2007-08
7.	Trevor Cooney	92-260	.354	2015-16
8.	Andy Rautins	98-241	.407	2009-10
9.	Trevor Cooney	90-240	.375	2013-14
	Demetris Nichols	100-240	.417	2006-07

Career 3-PT Field Goals Attempted

No.	Name	3FGM-3FGA	Pct	Year
1.	Gerry McNamara	400-1,131	.354	2002-06
2.	Trevor Cooney	281-835	.325	2012-16
3.	Andy Rautins	282-754	.374	2005-10
4.	Preston Shumpert	249-659	.378	1998-02
5.	Lawrence Moten	197-624	.316	1991-95
6.	Demetris Nichols	205-573	.358	2003-07
7.	Eric Devendorf	208-550	.378	2005-09
8.	DeShaun Williams	175-521	.336	1999-02
9.	Brandon Triche	173-520	.333	2009-13
10.	Todd Burgan	178-496	.358	1994-98

Season 3-Point Percentage

(min. 50 attempts)

No.	Name	3FGM-3FGA	Pct.	Year
1.	Matt Roe	83-175	.474	1988-89
2.	C.J. Fair	30-64	.469	2012-13
3.	Mookie Jones	25-56	.446	2009-10
4.	Greg Monroe	79-180	.439	1986-87
5.	Preston Shumpert	54-126	.426	1999-00
6.	John Wallace	37-88	.420	1995-96
7.	John Gillon	54-129	.419	2016-17
8.	DeShaun Williams	38-91	.418	1999-00
9.	Demetris Nichols	100-240	.417	2006-07
10.	Marius Janulis	42-101	.416	1995-96

Career 3-Point Percentage

(min. 100 attempts)

No.	Name	3FGM-3FGA	Pct.	Years
1.	Greg Monroe	79-180	.439	1983-87
2.	Matt Roe	159-367	.433	1986-89
3.	John Gillon	54-129	.419	2016-17
4.	Wes Johnson	51-123	.415	2009-10
5.	Andrew White III	112-278	.403	2016-17
6.	Mookie Jones	50-109	.397	2008-11
7.	Marius Janulis	190-476	.399	1994-98
8.	Tyler Lydon	49-124	.395	2016-17
9.	John Wallace	41-105	.390	1992-96
10.	Michael Gbinije	155-401	.387	2013-16

*statistics vacated by NCAA sanctions

Season Minutes Played

No.	Name	Games	Minutes	Year
1.	Jonny Flynn	38	1,418	2008-09
2.	M. Carter-Williams	40	1,408	2012-13
3.	Michael Gbinije	37	1,403	2015-16
4.	C.J. Fair	40	1,394	2012-13
5.	John Wallace	38	1,379	1995-96
6.	Lazarus Sims	38	1,352	1995-96
7.	Brandon Triche	40	1,351	2012-13
8.	Sherman Douglas	38	1,348	1986-87
9.	Trevor Cooney	37	1,347	2015-16
10.	Preston Shumpert	36	1,328	2001-02

Career Minutes Played

No.	Name	Games	Minutes	Years
1.	Gerry McNamara	135	4,799	2002-06
2.	Derrick Coleman	143	4,688	1986-90
3.	Jason Hart	132	4,491	1996-00
4.	C.J. Fair	143	4,251	2013-14
5.	John Wallace	127	4,211	1992-96
6.	Hakim Warrick	135	4,186	2001-05
7.	Lawrence Moten	121	4,134	1991-95
8.	Sherman Douglas	138	4,089	1985-89
9.	Adrian Autry	121	4,037	1990-94
10.	Trevor Cooney	141	4,032	2012-16

Season Double-Figure Scoring Games

No.	Name	Games	Year
1.	John Wallace	38	1995-96
2.	Michael Gbinije	37	2015-16
	Sherman Douglas	37	1986-87
4.	Jonny Flynn	36	2008-09
5.	Carmelo Anthony	35	2002-03
	Preston Shumpert	35	2001-02
	Sherman Douglas	35	1988-89
	Derrick Coleman	35	1988-89
	Stephen Thompson	35	1988-89
10.	Hakim Warrick	34	2004-05

Career Double-Figure Scoring Games

No.	Name	Games	Years
1.	Derrick Coleman	121	1986-90
2.	Lawrence Moten	118	1991-95
3.	Sherman Douglas	109	1985-89
4.	John Wallace	108	1992-96
5.	Gerry McNamara	103	2002-06
6.	Hakim Warrick	101	2001-05
7.	Rafael Addison	99	1982-86
8.	Stephen Thompson	98	1986-90
9.	Rony Seikaly	94	1984-88
10.	Two tied with	90	

Season Consecutive Double-Figure Scoring Games

No.	Name	Games	Year
1.	John Wallace	38	1995-96*
2.	Michael Gbinije	38	2015-16*
3.	Carmelo Anthony	35	2002-03*
4.	Hakim Warrick	34	2004-05*
5.	Billy Owens	32	1990-91*
	Dave Johnson	32	1990-91*
7.	Lawrence Moten	30	1993-94*
	Lawrence Moten	30	1994-95*
9.	Dave Bing	28	1965-66*
	Greg Kohls	28	1971-72*
	Rafael Addison	28	1984-85

*all games

Career Consecutive Double-Figure Scoring Games

No.	Name	Games	Years
1.	Dave Bing	66	1964-66
2.	Lawrence Moten	62	1993-95
3.	Hakim Warrick	61	2004-05
4.	Greg Kohls	58	1970-72
5.	Dave Johnson	46	1990-92
	John Wallace	46	1994-96
7.	Michael Gbinije	38	2015-16
8.	Billy Owens	37	1989-91
9.	Carmelo Anthony	35	2002-03
10.	Erich Santifer	34	1980-82

Season Double-Doubles

(points-rebounds)

No.	Name	Games	Year
1.	Derrick Coleman	29	1988-89
	Rudy Hackett	29	1974-75
3.	Derrick Coleman	23	1989-90
4.	Carmelo Anthony	22	2002-03
5.	Billy Owens	19	1990-91
	Bill Smith	19	1970-71
7.	Derrick Coleman	18	1987-88
8.	Rick Jackson	17	2010-11
	Rudy Hackett	17	1973-74
	Dave Bing	17	1965-66

Career Double-Doubles

(points-rebounds)

No.	Name	Games	Years
1.	Derrick Coleman	83	1986-90
2.	Rudy Hackett	56	1972-75
3.	Bill Smith	47	1968-71
4.	Hakim Warrick	42	2002-05
5.	John Wallace	41	1992-96
6.	Dave Bing	40	1964-66
7.	Roosevelt Bouie	38	1976-80
8.	Billy Owens	37	1988-91
9.	Paul Harris	28	2006-09
10.	Louis Orr	27	1976-80

SYRACUSE


Syracuse All-Century Team




Coach Jim Boeheim and 25 players were selected to the SU All-Century Men's Basketball Team, by fan vote, during the 1999-00 season. The team was recognized at halftime of the Feb. 27, 2000 home game against Georgetown. The All-Century Team was named to coincide with "100 Years of Basketball" at Syracuse.

The All-Century squad featured 18 players who earned All-America honors. Nine of the individuals were first-round NBA draft choices, four were current NBA performers, and three had their jerseys retired by SU. Since that announcement, five others have had their jerseys hung in the Carrier Dome rafters.

Boeheim was associated as a player, assistant or head coach, with all but four of the selections. Twenty-two of the 25 players named scored 1,000 points in their Syracuse careers.




Rafael Addison
1982-86 • 14.9 ppg




Dave Bing
1963-66 • 24.8 ppg



Jim Boeheim
Coach



Roosevelt Bouie
1976-80




Marty Byrnes
1974-78 • 11.0 ppg




Vincent Cohen
1953-56 • 19.7 ppg




Derrick Coleman
1986-90 • 14.9 ppg



Sherman Douglas
1985-89 • 14.9 ppg




Dennis DuVal
1971-74 • 18.6 ppg




Billy Gabor
1942-48 • 17.7 ppg




Rudy Hackett
1972-75 • 17.2 ppg




Vic Hanson
1924-27



Jason Hart
1996-00 • 11.4 ppg



Greg Kohls
1969-72 • 19.2 ppg



Jim Lee
1972-75 • 13.4 ppg



Lawrence Moten
1991-95 • 19.3 ppg




Louis Orr
1976-80 • 12.8 ppg




Billy Owens
1988-91 • 17.9 ppg



Leo Rautins
1980-83 • 12.1 ppg




Danny Schayes
1977-81 • 8.2 ppg




Joseph Schwarzer
1915-18



Rony Seikaly
1984-88 • 12.6 ppg



Etan Thomas
1996-00 • 11.0 ppg



Stephen Thompson
1986-90 • 13.6 ppg




John Wallace
1992-96 • 16.7 ppg



Dwayne Washington
1983-86 • 15.7 ppg

SYRACUSE

Year-by-Year Record



Fred Lewis (right) with one of the most important recruits in Syracuse history - Dave Bing. Lewis guided the Orange to one NCAA and two NIT appearances.

Year	Record W-L	Home W-L	Away W-L	Neutral W-L	Coach
1900-01	2-2	2-1	0-0	0-1	No coach
1901-02	3-3	3-0	0-3	0-0	No coach
1902-03	1-8	0-3	1-5	0-0	No coach
1903-04	11-8	5-0	6-8	0-0	Scott
1904-05	14-7	8-1	6-6	0-0	Scott
1905-06	9-3	6-2	3-1	0-0	Scott
1906-07	4-3	3-2	1-1	0-0	Scott
1907-08	10-3	6-1	4-2	0-0	Scott
1908-09	7-8	5-4	2-4	0-0	Scott
1909-10	3-11	3-6	0-5	0-0	Scott
1910-11	6-11	6-3	0-8	0-0	Scott
1911-12	11-3	8-0	3-3	0-0	Dollard
1912-13	8-3	7-0	1-3	0-0	Dollard
1913-14	12-0	10-0	2-0	0-0	Dollard
1914-15	10-1	9-0	1-1	0-0	Dollard
1915-16	9-3	8-0	1-3	0-0	Dollard
1916-17	13-3	8-1	5-2	0-0	Dollard
1917-18	16-1	8-1	8-0	0-0	Dollard
1918-19	13-3	8-1	5-2	0-0	Dollard
1919-20	15-3	8-1	7-2	0-0	Dollard
1920-21	12-9	9-2	3-7	0-0	Dollard
1921-22	16-8	11-4	5-4	0-0	Dollard
1922-23	8-12	8-9	0-3	0-0	Dollard
1923-24	8-10	6-5	2-5	0-0	Dollard
1924-25	15-2	11-0	4-2	0-0	Andreas
1925-26	19-1	14-0	5-1	0-0	Andreas
1926-27	15-4	11-1	4-3	0-0	Andreas
1927-28	10-6	7-3	3-3	0-0	Andreas
1928-29	11-4	7-2	4-2	0-0	Andreas
1929-30	18-2	11-0	7-2	0-0	Andreas
1930-31	16-4	11-2	5-2	0-0	Andreas
1931-32	13-8	10-3	3-5	0-0	Andreas
1932-33	14-2	8-0	6-2	0-0	Andreas
1933-34	15-2	12-0	3-2	0-0	Andreas
1934-35	15-2	10-0	5-2	0-0	Andreas
1935-36	12-5	7-3	5-2	0-0	Andreas
1936-37	13-4	9-1	4-3	0-0	Andreas
1937-38	14-5	9-2	5-3	0-0	Andreas
1938-39	15-4	9-1	6-2	0-1	Andreas
1939-40	10-8	8-3	2-5	0-0	Andreas
1940-41	14-5	10-1	4-4	0-0	Andreas
1941-42	15-6	8-3	6-3	1-0	Andreas
1942-43	8-10	5-4	3-6	0-0	Andreas
1943-44					Suspended



Roy Danforth (right) guided the Orange to four NCAA and two NIT berths. His assistant, Jim Boenheim (left), became head coach when Danforth left Syracuse.

Year	Record W-L	Home W-L	Away W-L	Neutral W-L	Coach	Postseason
1944-45	7-12	5-4	2-7	0-1	Andreas	
1945-46	23-4	18-0	5-3	0-1	Andreas	NIT
1946-47	19-6	12-4	7-1	0-1	Andreas	NCAA District II
1947-48	11-13	8-6	1-6	2-1	Andreas	
1948-49	18-7	15-2	3-5	0-0	Andreas	
1949-50	18-9	13-5	4-3	1-1	Andreas	NIT
1950-51	19-9	9-3	7-3	3-3	Guley	
1951-52	14-6	9-1	5-5	0-0	Guley	
1952-53	7-11	5-3	2-8	0-0	Guley	
1953-54	10-9	6-5	4-4	0-0	Guley	
1954-55	10-11	8-2	2-7	0-2	Guley	
1955-56	14-8	7-3	6-3	1-2	Guley	
1956-57	18-7	9-2	6-4	3-1	Guley	NCAA
1957-58	11-10	7-4	4-5	0-1	Guley	
1958-59	14-9	8-2	4-6	2-1	Guley	
1959-60	13-8	8-2	5-5	0-1	Guley	
1960-61	4-19	2-8	1-9	1-2	Guley	
1961-62	2-22	0-9	2-11	0-2	Guley	
1962-63	8-13	7-6	1-7	0-0	Lewis	
1963-64	17-8	10-1	6-6	1-1	Lewis	NIT
1964-65	13-10	9-2	4-6	0-2	Lewis	
1965-66	22-6	11-0	8-4	3-2	Lewis	NCAA
1966-67	20-6	10-0	10-4	2-2	Lewis	NIT
1967-68	11-14	6-5	4-8	1-1	Lewis	
1968-69	9-16	5-5	4-8	0-3	Danforth	
1969-70	12-12	9-2	2-10	1-0	Danforth	
1970-71	19-7	11-1	7-4	1-2	Danforth	NIT
1971-72	22-6	13-0	6-4	3-2	Danforth	NIT
1972-73	24-5	11-0	8-4	5-1	Danforth	NCAA
1973-74	19-7	10-1	8-4	1-2	Danforth	NCAA
1974-75	23-9	10-2	8-4	5-3	Danforth	ECAC, NCAA
1975-76	20-9	11-1	8-5	1-3	Danforth	ECAC, NCAA
1976-77	26-4	13-0	10-2	3-2	Boenheim	ECAC, NCAA
1977-78	22-6	14-0	7-4	1-2	Boenheim	ECAC, NCAA
1978-79	26-4	16-0	7-1	3-3	Boenheim	ECAC, NCAA



John A.R. Scott



Edmund Dollard



Lewis Andreas

SYRACUSE

Year-By-Year Record

Syracuse Coaches Won-Lost Records

Year	Coach	Seasons	Won	Lost	Pct.
1900-03	No Coach	3	6	13	.316
1903-11	John A.R. Scott	8	64	54	.542
1911-24	Edmund Dollard	13	151	59	.719
1924-50	Lewis Andreas	25	358	135	.726
1950-62	Marc Guley	12	136	129	.513
1962-68	Fred Lewis	6	91	57	.615
1968-76	Roy Danforth	8	148	71	.676
1976-	Jim Boeheim	41	*903	357	.717
2015-16	Mike Hopkins	1	4	5	.444
	Total	116	*1,861	879	.679

*record reflects 101 wins vacated by the NCAA from 2004-07 and 2010-12



Marc Guley



Fred Lewis



Roy Danforth



Jim Boeheim

Year	Record				Coach	Postseason	BIG EAST Conference		
	W-L	Home W-L	Away W-L	Neutral W-L			W-L	Finish	Tournament
1979-80	26-4	12-1	10-1	4-2	Boeheim	NCAA	5-1	t1st	Finals
1980-81	22-12	18-3	3-8	1-1	Boeheim	NIT	6-8	6th	Champion
1981-82	16-13	11-6	5-6	0-1	Boeheim	NIT	7-7	t5th	Quarterfinal
1982-83	21-10	14-2	5-6	2-2	Boeheim	NCAA	9-7	5th	Semifinals
1983-84	23-9	14-3	6-4	3-2	Boeheim	NCAA	12-4	t2nd	Finals
1984-85	22-9	13-2	7-3	2-4	Boeheim	NCAA	9-7	t3rd	Semifinals
1985-86	26-6	17-2	6-3	3-1	Boeheim	NCAA	14-2	t1st	Finals
1986-87	31-7	17-2	7-3	7-2	Boeheim	NCAA	12-4	t1st	Finals
1987-88	26-9	13-3	8-3	5-3	Boeheim	NCAA	11-5	2nd	Champion
1988-89	30-8	18-1	5-5	7-2	Boeheim	NCAA	10-6	3rd	Finals
1989-90	26-7	13-3	8-2	5-2	Boeheim	NCAA	12-4	t1st	Finals
1990-91	26-6	15-1	7-3	4-2	Boeheim	NCAA	12-4	1st	Quarterfinal
1991-92	22-10	14-3	3-6	5-1	Boeheim	NCAA	10-8	t5th	Champion
1992-93	20-9	13-4	5-4	2-1	Boeheim	NCAA	10-8	3rd	Finals
1993-94	23-7	16-1	5-4	2-2	Boeheim	NCAA	13-5	2nd	Quarterfinal
1994-95	20-10	14-3	5-5	1-2	Boeheim	NCAA	12-6	3rd	Quarterfinal
1995-96	29-9	15-1	5-5	9-3	Boeheim	NCAA	12-6	2nd BE7	Semifinals
1996-97	19-13	9-7	7-4	3-2	Boeheim	NIT	9-9	4th BE7	Quarterfinal
1997-98	26-9	12-4	8-2	6-3	Boeheim	NCAA	12-6	1st BE7	Finals
1998-99	21-12	9-7	7-3	5-2	Boeheim	NCAA	10-8	t4th	Semifinals
1999-00	26-6	17-1	7-3	2-2	Boeheim	NCAA	13-3	t1st	Quarterfinal
2000-01	25-9	15-2	4-5	6-2	Boeheim	NCAA	10-6	t2nd W	Semifinals
2001-02	23-13	15-4	6-6	2-3	Boeheim	NIT	9-7	t3rd W	First Round
2002-03	30-5	17-0	6-3	7-2	Boeheim	NCAA	13-3	t1st W	Semifinals
2003-04	23-8	14-3	7-3	2-2	Boeheim	NCAA	11-5	t3rd	Quarterfinal
2004-05 ¹	12-7				Boeheim	NCAA		t3rd	Champion
2005-06 ²	0-12				Boeheim	NCAA		t9th	Champion
2006-07 ³	2-11				Boeheim	NIT		t5th	Quarterfinal
2007-08	21-14	16-6	4-6	1-2	Boeheim	NIT	9-9	t8th	First Round
2008-09	28-10	16-3	5-5	7-2	Boeheim	NCAA	11-7	6th	Finals
2009-10	30-5	17-2	8-1	5-2	Boeheim	NCAA	15-3	1st	Quarterfinal
2010-11 ⁴	20-8				Boeheim	NCAA		4th	Semifinals
2011-12 ⁵	0-3				Boeheim	NCAA		1st	Semifinals
2012-13	30-10	17-2	6-5	7-3	Boeheim	NCAA	11-7	t5th	Finals
Year	Record				Coach	Postseason	Atlantic Coast Conference		
	W-L	Home W-L	Away W-L	Neutral W-L			W-L	Finish	Tournament
2013-14	28-6	16-2	8-2	4-2	Boeheim	NCAA	14-4	2nd	Quarterfinal
2014-15	18-13	13-5	4-7	1-1	Boeheim		9-9	8th	--
2015-16	23-14	13-4	3-8	7-2	Boeheim/Hopkins	NCAA	9-9	9th	2nd Round
2016-17	19-15	17-4	2-8	0-3	Boeheim	NIT	10-8		2nd Round

¹ - 34 games played; 27-7 on-court record and 11-5 BIG EAST record; Wins vacated by NCAA
² - 35 games played; 23-12 on-court record and 7-9 BIG EAST record; Wins vacated by NCAA
³ - 35 games played; 24-11 on-court record and 10-6 BIG EAST record; Wins vacated by NCAA
⁴ - 35 games played; 27-8 on-court record and 12-6 BIG EAST record; Wins vacated by NCAA
⁵ - 37 games played, 34-3 on-court record and 17-1 BIG EAST record; Wins vacated by NCAA



Jim Boeheim has directed the Orange into the NCAA Tournament in seven of the last nine seasons and 32 campaigns overall.

The NCAA Tournament



*record reflects 4 wins vacated between 2004-07 and 2010-12 by the NCAA

1957 (2-1)

East Region (Madison Square Garden, New York, N.Y.)

3/12 vs. Connecticut W 82-76

East Region (Palestra, Philadelphia, Pa.)

3/15 vs. Lafayette W 75-71

3/16 vs. N. Carolina L 58-67

1966 (1-1)

East Region (Reynolds Coliseum, Raleigh, N.C.)
1st Round Bye

3/11 vs. Davidson W 94-78

3/12 vs. Duke L 81-91

1973 (2-1)

East Region (Palestra, Philadelphia, Pa.)

3/10 vs. Furman W 83-82

East Region (Charlotte Coliseum, Charlotte, N.C.)

3/15 vs. Maryland L 75-91

3/17 vs. Pennsylvania W 69-68

1974 (0-1)

Midwest Region (NTSU Coliseum, Denton, Tex.)

3/9 vs. Oral Roberts L 82-86 OT

1975 (3-2)

East Region (Palestra, Philadelphia, Pa.)

3/15 vs. La Salle W 87-83 OT

East Region (Civic Center, Providence, R.I.)

3/20 vs. N. Carolina W 78-76

3/22 vs. Kansas State W 95-87 OT

Final Four, (The Sports Arena, San Diego, Calif.)

3/29 vs. Kentucky L 79-95

3/31 vs. Louisville L 88-96 OT

1976 (0-1)

Midwest Region (The Coliseum, Denton, Tex.)

3/13 vs. Texas Tech L 56-69

1977 (1-1)

Mideast Region (LSU Assembly Center, Baton Rouge, La.)

3/13 vs. Tennessee W 93-88 OT

Mideast Region (Rupp Arena, Lexington, Ky.)

3/17 vs. Charlotte L 59-81

1978 (0-1)

Mideast Region (Stokley Athletic Center, Knoxville, Tenn.)

3/11 vs. W. Kentucky L 86-87 OT

1979 (1-1)

4th seed - East Region (Civic Center, Providence, R.I.)

1st Round Bye

3/10 vs. Connecticut W 89-81

East Region (Greensboro Coliseum, Greensboro, N.C.)

3/16 vs. Pennsylvania L 76-84

1980 (1-1)

1st seed - East Region (Civic Center, Providence, R.I.)

1st Round Bye

3/9 vs. Villanova W 97-83

East Region (Spectrum, Philadelphia, Pa.)

3/14 vs. Iowa L 77-88

1983 (1-1)

6th seed - East Region (Hartford Civic Center, Hartford, Conn.)

3/18 vs. Morehead St. W 74-59

3/20 vs. Ohio State L 74-79

1984 (1-1)

3rd seed - East Region (Meadowlands Arena, E. Rutherford, N.J.)

1st Round Bye

3/18 vs. Va. Common. W 78-63

East Region (The Omni, Atlanta, Ga.)

3/22 vs. Virginia L 55-63

1985 (1-1)

7th seed - East Region (The Omni, Atlanta, Ga.)

3/15 vs. DePaul W 70-65

3/17 vs. Georgia Tech L 53-70

1986 (1-1)

2nd seed - East Region (Carrier Dome, Syracuse, N.Y.)

3/14 vs. Brown W 101-52

3/16 vs. Navy L 85-97

1987 (5-1)

2nd seed - East Region (Carrier Dome, Syracuse, N.Y.)

3/13 Ga. Southern W 79-73

3/15 W. Kentucky W 104-86

East Region (Meadowlands Arena, E. Rutherford, N.J.)

3/19 vs. Florida W 87-81

3/21 vs. N. Carolina W 79-75

Final Four (Superdome, New Orleans, La.)

3/28 vs. Providence W 77-63

3/30 vs. Indiana L 73-74

1988 (1-1)

3rd seed - East Region (Smith Center, Chapel Hill, N.C.)

3/17 vs. N. Carolina A&T W 69-55

3/19 vs. Rhode Island L 94-97

1989 (3-1)

2nd seed - Midwest Region (Reunion Arena, Dallas, Tex.)

3/17 vs. Bucknell W 104-81

3/19 vs. Colorado St. W 65-50

Midwest Region (Metrodome, Minneapolis, Minn.)

3/24 vs. Missouri W 83-80

3/26 vs. Illinois L 86-89



Coach Jim Boeheim huddles with Craig Forth (51), Carmelo Anthony (15), Gerry McNamara (3), Hakim Warrick (partially obstructed) and Josh Pace (5), during a timeout at the 2003 Final Four in New Orleans.

1990 (2-1)

2nd seed - Southeast Region (Richmond Coliseum, Va.)

3/16 vs. Coppin State W 70-48

3/18 vs. Virginia W 63-61

Southeast Region Semifinals

(Superdome, New Orleans, La.)

3/23 vs. Minnesota L 75-82

1991 (0-1)

2nd seed - East Region (Cole Field House, College Park, Md.)

3/14 vs. Richmond L 69-73

1992 (1-1)

6th seed - East Region (Worcester Centrum, Worcester, Mass.)

3/20 vs. Princeton W 51-43

3/22 vs. Mass. L 71-77 OT

1994 (2-1)

4th seed - West Region (Dee Events Center, Ogden, Utah)

3/17 vs. Hawaii W 92-78

3/19 vs. UW-Green Bay W 64-59

West Region (Sports Arena, Los Angeles, Calif.)

3/24 vs. Missouri L 88-98 OT

1995 (1-1)

7th seed - Midwest Region (Erwin Center, Austin, Tex.)

3/17 vs. S. Illinois W 96-92

3/19 vs. Arkansas L 94-96 OT

1996 (5-1)

4th seed - West Region (Alumni Arena, Albuquerque, N.M.)

3/14 vs. Montana St. W 88-55

3/16 vs. Drexel W 69-58

West Region (McNichols Arena, Denver, Colo.)

3/22 vs. Georgia W 83-81 OT

3/24 vs. Kansas W 60-57

Final Four (Continental Airlines Arena, E. Rutherford, N.J.)

3/30 vs. Mississippi St. W 77-69

4/1 vs. Kentucky L 67-76

1998 (2-1)

5th seed - South Region (Rupp Arena, Lexington, Ky.)

3/13 vs. Iowa W 63-61

3/15 vs. New Mexico W 56-46

South Region (Tropicana Field, St. Petersburg, Fla.)

3/20 vs. Duke L 67-80

1999 (0-1)

8th seed - South Region (RCA Dome, Indianapolis, Ind.)

3/11 vs. Oklahoma St. L 61-69

2000 (2-1)

4th seed - Midwest Region (Goodman Arena, Cleveland, Ohio)

3/16 vs. Samford W 79-65

3/18 vs. Kentucky W 52-50

Midwest Region (The Palace at Auburn Hills, Auburn, Mich.)

3/23 vs. Michigan St. L 58-75

2001 (1-1)

5th seed - Midwest Region (Dayton Arena, Dayton, Ohio)

3/16 vs. Hawaii W 79-69

3/18 vs. Kansas L 58-87

2003 (6-0)

3rd seed - East Region (Fleet Center, Boston, Mass.)

3/21 vs. Manhattan W 76-65

3/23 vs. Oklahoma St. W 68-56

East Region (Pepsi Arena, Albany, N.Y.)

3/28 vs. Auburn W 79-78

3/30 vs. Oklahoma W 63-47

Final Four (Louisiana Superdome, New Orleans, La.)

4/5 vs. Texas W 95-84

4/7 vs. Kansas W 81-78

The NCAA Tournament

2004 (2-1)

6th seed - Denver Region (Pepsi Center, Denver, Colo.)

3/18 vs. Brigham Young W 80-75

3/20 vs. Maryland W 72-70

Phoenix Region (America West Arena, Phoenix, Ariz.)

3/25 vs. Alabama L 71-80

2005 (0-1)

4th seed - Worcester Region (DCU Center, Worcester, Mass.)

3/18 vs. Vermont L 57-60 OT

2006 (0-1)

5th seed - Jacksonville Region (Veterans Memorial Arena, Jacksonville, Fla.)

3/16 vs. Texas A&M L 58-66

2009 (2-1)

3rd seed - South Region (American Airlines Arena, Miami, Fla.)

3/20 vs. Stephen F. Austin W 59-44

3/22 vs. Arizona State W 78-67

South Region (FEDEX Forum, Memphis, Tenn.)

3/27 vs. Oklahoma L 71-84

2010 (2-1)

1st seed - West Region (HSBC Arena, Buffalo, N.Y.)

3/19 vs. Vermont W 79-56

3/21 vs. Gonzaga W 87-65

West Region (Energy Solutions Arena, Salt Lake City, Utah)

3/25 vs. Butler L 59-63

2011 (1-1)

3rd seed - East Region (Quicken Loans Arena, Cleveland, Ohio)

3/18 vs. Indiana State W 77-60

3/20 vs. Marquette L 62-66

2012 (3-1)

1st seed - East Region (Consol Energy Center, Pittsburgh, Pa.)

3/15 vs. NC-Asheville W 72-65

3/17 vs. Kansas State W 75-59

East Region (TD Garden, Boston, Mass.)

3/22 vs. Wisconsin W 64-63

3/24 vs. Ohio State L 70-77

2013 (4-1)

4th seed - East Region (HP Pavilion, San Jose, Calif.)

3/21 vs. Montana W 81-34

3/23 vs. California W 66-60

East Region (Verizon Center, Washington, D.C.)

3/28 vs. Indiana W 61-50

3/30 vs. Marquette W 55-39

Final Four (Georgia Dome, Atlanta, Ga.)

4/6 vs. Michigan L 56-61

2014 (1-1)

3rd seed - South Region (First Niagara Center, Buffalo, N.Y.)

3/20 vs. W. Michigan W 77-53

3/22 vs. Dayton L 53-55

2016 (4-1)

10th seed - Midwest Region (Scottrade Center, St. Louis, Mo.)

3/18 vs. Dayton W 70-51

3/20 vs. Middle Tennessee W 75-50

Midwest Region (United Center, Chicago, Ill.)

3/25 vs. Gonzaga W 63-60

3/27 vs. Virginia W 68-62

Final Four (NRG Stadium, Houston, Tex.)

4/2 vs. North Carolina L 66-83

SU NCAA Records by City

City	Site	W-L
Albany, N.Y.	Pepsi Arena	2-0
Albuquerque, N.M.	Alumni Arena	2-0
Atlanta, Ga.	The Omni	1-2
	Georgia Dome	0-1
Auburn Hills, Mich.	The Palace	0-1
Austin, Tex.	Erwin Center	1-1
Baton Rouge, La.	Assembly Center	1-0
Boston, Mass.	Fleet Center/ TD Garden	3-1
Buffalo, N.Y.	HSBC Arena/ First Niagara Center	3-1
Chapel Hill, N.C.	Smith Center	1-1
Charlotte, N.C.	Coliseum	1-1
Chicago, Ill.	United Center	2-0
Cleveland, Ohio	Quicken Loans Arena	1-1
	Goodman Arena	2-0
College Park, Md.	Cole Field House	0-1
Dallas, Tex.	Reunion Arena	2-0
Dayton, Ohio	Dayton Arena	1-1
Denton, Tex.	NTSU Coliseum	0-2
Denver, Colo.	McNichols Arena	2-0
	Pepsi Center	2-0
E. Rutherford, N.J.	Continental Airlines Arena	4-1
Greensboro, N.C.	Coliseum	0-1
Hartford, Conn.	Civic Center	1-1
Houston, Texas	NRG Stadium	0-1
Indianapolis, Ind.	RCA Dome	0-1
Jacksonville, Fla.	Veterans Memorial Arena	0-1
Knoxville, Tenn.	Stokley Athletic Center	0-1
Los Angeles, Calif.	LA Sports Arena	0-1
Lexington, Ky.	Rupp Arena	2-1
Memphis, Tenn.	FEDEX Forum	0-1
Miami, Fla.	American Airlines Arena	2-0
Minneapolis, Minn.	Metrodome	1-1
New Orleans, La.	Superdome	3-2
New York, N.Y.	Madison Square Garden	1-0
Ogden, Utah	Dee Events Center	2-0
Philadelphia, Pa.	Palestra	3-1
	Spectrum	0-1
Pittsburgh, Pa.	Consol Energy Center	2-0
Providence, R.I.	Civic Center	4-1
Raleigh, N.C.	Reynolds Coliseum	1-1
Richmond, Va.	Coliseum	2-0
Saint Louis, Mo.	Scottrade Center	2-0
Salt Lake City, Utah	Energy Solutions Arena	0-1
San Diego, Calif.	The Sports Arena	0-2
San Jose, Calif.	HP Pavilion	2-0
St. Petersburg, Fla.	Tropicana Field	0-1
Syracuse, N.Y.	Carrier Dome	3-1
Washington, D.C.	Verizon Center	2-0
Worcester, Mass.	Centrum	1-1
	DCU Center	0-1



A celebration in the Syracuse locker room following the team's 2016 NCAA Tournament victory against Dayton.

Syracuse NCAA Series Records

Team	W-L	Team	W-L
Alabama	0-1	Michigan	0-1
Arizona State	1-0	Michigan State	0-1
Arkansas	0-1	Middle Tennessee	1-0
Auburn	1-0	Minnesota	0-1
Brigham Young	1-0	Mississippi State	1-0
Brown	1-0	Missouri	1-1
Bucknell	1-0	Montana	1-0
Butler	0-1	Montana State	1-0
California	1-0	Morehead State	1-0
Charlotte	0-1	Navy	0-1
Colorado State	1-0	New Mexico	1-0
Connecticut	2-0	North Carolina	2-2
Coppin State	1-0	North Carolina A&T	1-0
Dayton	1-1	North Carolina-Asheville	1-0
Davidson	1-0	Ohio State	0-2
DePaul	1-0	Oklahoma	1-1
Drexel	1-0	Oklahoma State	1-1
Duke	0-2	Oral Roberts	0-1
Florida	1-0	Pennsylvania	1-1
Furman	1-0	Princeton	1-0
Georgia	1-0	Providence	1-0
Georgia Southern	1-0	Rhode Island	0-1
Georgia Tech	0-1	Richmond	0-1
Gonzaga	2-0	Samford	1-0
Hawaii	2-0	Southern Illinois	1-0
Illinois	0-1	Stephen F. Austin	1-0
Indiana	1-1	Tennessee	1-0
Indiana State	1-0	Texas	1-0
Iona	1-0	Texas A&M	0-1
Iowa	0-1	Texas Tech	0-1
Kansas	2-1	Vermont	1-1
Kansas State	2-0	Villanova	1-0
Kentucky	1-2	Virginia	2-1
Lafayette	1-0	Virginia Commonwealth	1-0
La Salle	1-0	Western Kentucky	1-1
Louisville	0-1	Western Michigan	1-0
Manhattan	1-0	Wisconsin	1-0
Maryland	1-1	UW-Green Bay	1-0
Marquette	1-1	Total	*61-38
Massachusetts	0-1		

*NCAA series records don't reflect 4 wins vacated by the NCAA from 2004-07 to 2010-12

Syracuse NCAA Tournament Records

Team

Points

104	vs. W. Kentucky	3/15/1987
104	vs. Bucknell	3/17/1989
101	vs. Brown	3/14/1986
97	vs. Villanova	3/1/1980
96	vs. S. Illinois	3/17/1995

Points, First Half

52	vs. Connecticut	3/10/1979
52	vs. Bucknell	3/17/1989
51	vs. Brown	3/14/1986
49	vs. Rhode Island	3/19/1988
48	vs. S. Illinois	3/17/1995

Points, Second Half

62	vs. W. Kentucky	3/15/1987
57	vs. Villanova	3/1/1980
54	vs. Navy	3/16/1986
52	vs. Louisville	3/31/1975
52	vs. Bucknell	3/17/1989

Largest Margin of Victory

49	vs. Brown, 101-52	3/14/1986
47	vs. Montana, 81-34	3/21/2013
33	vs. Montana St., 88-55	3/14/1996
25	vs. M. Tenn., 75-50	3/20/2016
24	vs. W. Mich., 77-53	3/20/2014
23	vs. Bucknell, 104-81	3/17/1989
23	vs. Vermont, 79-56	3/19/2010

Field Goals Made

41	vs. Davidson	3/11/1966
41	vs. Bucknell	3/17/1989
40	vs. Brown	3/14/1986
40	vs. W. Kentucky	3/15/1987
39	vs. Rhode Island	3/16/1986

Field Goals Attempted

86	vs. Louisville (OT)	3/31/1975
79	vs. Davidson	3/11/1966
78	vs. Oral Roberts (OT)	3/9/1974
78	vs. Brown	3/14/1986
77	vs. Navy	3/16/1986

Field Goal Percentage

.679	vs. S. Illinois (38-56)	3/17/1995
.597	vs. Conn. (37-68)	3/10/1979
.592	vs. Morehead St. (29-49)	3/18/1983
.591	vs. Rhode Island (39-66)	3/19/1988
.580	vs. North Carolina (35-60)	3/20/1975

Free Throws Made

30	vs. VCU	3/18/1984
27	vs. Villanova	3/1/1980
26	vs. Providence	3/27/1987
26	vs. California	3/23/2013
24	vs. Ohio State	3/20/1983

Free Throws Attempted

44	vs. Providence	3/27/1987
41	vs. California	3/23/2013
38	vs. Maryland	3/20/2004
37	vs. Arkansas	3/19/1995
36	vs. VCU	3/18/1984
36	vs. W. Kentucky	3/15/1987

Free Throw Percentage

1.000	vs. Montana State (12-12)	3/14/1996
.889	vs. Vermont (8-9)	3/18/2005
.875	vs. Gonzaga (14-16)	3/25/2016
.870	vs. Dayton (20-23)	3/18/2016
.844	vs. Villanova (27-33)	3/1/1980

3-Point Field Goals

12	vs. Gonzaga	3/21/2010
11	vs. Arkansas (OT)	3/19/1995
11	vs. Kansas	4/7/2003
11	vs. BYU	3/18/2004
10	vs. Vermont	3/19/2010

3-Point Field Goals Attempted

27	vs. Kansas	3/18/2001
25	vs. North Carolina	4/2/2016
25	vs. Gonzaga	3/21/2010
24	vs. Oklahoma	3/27/2009
23	vs. Minnesota	3/23/1990
23	vs. UNC-Asheville	3/15/2012

3-Point Field Goal Pct.

.688	vs. BYU (11-16)	3/18/2004
.667	vs. Kansas State (6-9)	3/17/2012
.615	vs. Montana St. (8-13)	3/14/1996
.611	vs. Kansas (11-18)	4/7/2003
.556	vs. Wisconsin (5-9)	3/22/2012

Rebounds

63	vs. Brown	3/14/1986
59	vs. Davidson	3/11/1966
55	vs. Stephen F. Austin	3/20/2009
53	vs. Providence	3/27/1987
52	vs. Oral Roberts (OT)	3/9/1974

Assists

31	vs. Brown	3/14/1986
30	vs. S. Illinois	3/17/1995
27	vs. Louisville	3/31/1975
27	vs. Montana State	3/14/1996
24	vs. Rhode Island	3/19/1988

Steals

16	vs. Louisville (OT)	3/31/1975
15	vs. Duke	3/20/1998
13	vs. Villanova	3/1/1980
13	vs. Oklahoma	3/30/2003
12	vs. Montana State	3/14/1996
12	vs. Montana	3/21/2013
12	vs. Indiana	3/28/2013

Blocks

11	vs. Wisc.-Green Bay	3/19/1994
11	vs. Stephen F. Austin	3/20/2009
11	vs. M. Tenn.	3/20/2016
10	vs. Indiana	3/28/2013
9	vs. N. Carolina A&T	3/17/1988
9	vs. Oklahoma St.	3/23/2003

Turnovers

27	vs. Connecticut	3/10/1979
25	vs. Tennessee	3/13/1977
25	vs. Pennsylvania	3/16/1979
24	vs. Villanova	3/1/1980
24	vs. Kentucky	4/01/1996

Individual

Points

43	G. McNamara vs. BYU	3/18/2004
----	---------------------	-----------

Points, One Half

31	Adrian Autry (2nd vs. Missouri)	3/24/1994
----	---------------------------------	-----------

Field Goals Made

14	Rony Seikaly vs. Florida	3/19/1987
----	--------------------------	-----------

Field Goals Attempted

29	Jim Lee vs. Louisville (OT)	3/31/1975
----	-----------------------------	-----------

Field Goal Pct. (min. 10 att.)

.900	Stephen Thompson (9-10) vs. N. Carolina A&T	3/17/1988
------	---	-----------

Free Throws Made

15	Dwayne Washington vs. DePaul	3/15/1985
----	------------------------------	-----------

Free Throws Attempted

16	Gerry McNamara vs. BYU	3/18/2004
----	------------------------	-----------

16	John Wallace vs. Arkansas (OT)	3/19/1995
----	--------------------------------	-----------

16	Dwayne Washington vs. DePaul	3/15/1985
----	------------------------------	-----------

16	Rudy Hackett vs. Kansas State (OT)	3/22/1975
----	------------------------------------	-----------

Free Throw Percentage (min. 10 att.)

.938	Dwayne Washington (15-16) vs. DePaul	3/15/1985
------	--------------------------------------	-----------

3-Point Field Goals Made

9	G. McNamara vs. BYU	3/18/2004
---	---------------------	-----------

3-Point Field Goals Attempted

13	G. McNamara vs. BYU	3/18/2004
----	---------------------	-----------

3-Point Field Goal Pct. (min. 5 att.)

.750	Lucious Jackson (6-8) vs. S. Illinois	3/17/1995
------	---------------------------------------	-----------

Rebounds

19	Derrick Coleman vs. Indiana	3/30/1987
----	-----------------------------	-----------

Assists

14	Michael Lloyd vs. Southern Illinois	3/17/1995
----	-------------------------------------	-----------

Blocked Shots

8	Roosevelt Bouie vs. W. Kentucky	3/11/1978
---	---------------------------------	-----------

Steals

7	Jim Williams vs. Louisville (OT)	3/31/1975
---	----------------------------------	-----------

Turnovers

10	Hakim Warrick vs. Vermont	3/18/2005
----	---------------------------	-----------

Minutes Played (all overtime games)

45	Hakim Warrick vs. Vermont	3/18/2005
45	Lazarus Sims vs. Georgia	3/22/1996
45	Michael Lloyd vs. Arkansas	3/19/1995
45	David Johnson vs. Massachusetts	3/22/1992
45	Rudy Hackett vs. Kansas State	3/22/1975
45	Rudy Hackett vs. Oral Roberts	3/9/1974
45	Jim Lee vs. Louisville	3/31/1975
45	Jim Lee vs. Oral Roberts	3/9/1974

Tournament

Points

138	Rony Seikaly	1987 (6 g.)
-----	--------------	-------------

Field Goals Made

53	Rony Seikaly	1987 (6 g.)
----	--------------	-------------

Field Goals Attempted

99	Carmelo Anthony	2003 (6 g.)
----	-----------------	-------------

Free Throws Made

32	Rony Seikaly	1987 (6 g.)
----	--------------	-------------

Free Throws Attempted

51	Rony Seikaly	1987 (6 g.)
----	--------------	-------------

3-Point FGs Made

18	Gerry McNamara	2003 (6 g.)
----	----------------	-------------

3-Point FGs Attempted

44	Gerry McNamara	2003 (6 g.)
----	----------------	-------------

Rebounds

73	Derrick Coleman	1987 (6 g.)
----	-----------------	-------------

Assists

49	Sherman Douglas	1987 (6 g.)
----	-----------------	-------------

Blocked Shots

20	Tyler Lydon	2016 (6 g.)
----	-------------	-------------

Steals

15	Gerry McNamara	2003 (6 g.)
----	----------------	-------------

Minutes Played

230	Lazarus Sims	1996 (6 g.)
-----	--------------	-------------

Career

Games

15	Stephen Thompson	1987-90
----	------------------	---------

Games Started

14	Brandon Triche	2009-13
----	----------------	---------

Points

230	John Wallace	1992-96 (11 g.)
-----	--------------	-----------------

Scoring Average

23.3	Lawrence Moten	1991-95 (7 g.)
------	----------------	----------------

Field Goals Made

91	Rony Seikaly	1985-88 (12 g.)
----	--------------	-----------------

Field Goals Attempted

156	Rony Seikaly	1985-88 (12 g.)
-----	--------------	-----------------

Field Goal Pct. (3 games/5 FGM per)

.684	S. Thompson (78-114)	1986-90
------	----------------------	---------

3-Point FGs Made

34	Gerry McNamara	2003-06 (11 g.)
----	----------------	-----------------

3-Point FGs Attempted

85	Gerry McNamara	2003-06 (11 g.)
----	----------------	-----------------

3-Point FG Pct. (3 g/1.5 3FGM per)

.476	Carmelo Anthony (10-21)	2002-03
------	-------------------------	---------

Free Throws Made

56	John Wallace	1992-96 (11 g.)
----	--------------	-----------------

Free Throws Attempted

75	John Wallace	1992-96 (11 g.)
----	--------------	-----------------

Free Throw Pct. (3 g/2.5 FTM per)

.943	Lawrence Moten (33-35)	1991-95
------	------------------------	---------

Rebounds

155	Derrick Coleman	1987-90 (14 g.)
-----	-----------------	-----------------

Rebound Average

11.9	Rudy Hackett	1972-75 (7 g.)
------	--------------	----------------

Assists

106	Sherman Douglas	1986-89 (14 g.)
-----	-----------------	-----------------

Blocked Shots

33	Rony Seikaly	1985-88 (12 g.)
----	--------------	-----------------

Steals

20	Gerry McNamara	2002-06 (11 g.)
20	Jason Hart	1997-00 (7 g.)

Minutes Played

496	Derrick Coleman	1987-90 (14 g.)
-----	-----------------	-----------------

SYRACUSE

Opponent NCAA Tournament Records



Syracuse was back in the Final Four for the second time in four years and the sixth time overall when the team was in Houston in 2016. The squad posed for a group shot following its open practice at NRG Stadium.

Team

Points

98	Missouri	3/24/1994
97	Rhode Island	3/19/1988
97	Navy	3/16/1986
96	Arkansas (OT)	3/19/1995
96	Louisville (OT)	3/31/1975

Points, First Half

56	Rhode Island	3/16/1986
50	Pennsylvania	3/16/1979
46	Southern Illinois	3/17/1995
45	Texas	4/5/2003
44	Duke	3/12/1966

Points, Second Half

62	Western Kentucky	3/15/1987
65	Navy	3/15/1987
56	Maryland	3/15/1973
55	Villanova	3/1/1980
52	Ohio State	3/20/1983
51	Davidson	3/11/1966

Largest Margin of Victory

29	Kansas, 87-58	3/18/2001
17	North Carolina, 83-66	4/2/2016
17	Michigan St., 76-58	3/23/2000
16	Maryland, 91-75	3/15/1973
13	Texas Tech., 69-56	3/13/1976
13	Duke, 80-67	3/20/1998

Field Goals Made

39	Maryland	3/15/1973
39	Louisville	3/31/1975
38	LaSalle	3/15/1975
37	W. Kentucky	3/15/1987
37	Illinois	3/26/1989

Field Goals Attempted

86	Oral Roberts (OT)	3/9/1974
84	Kansas State	3/22/1975
83	LaSalle	3/15/1975
81	Davidson	3/11/1966
80	Furman	3/10/1973

Best Field Goal Percentage

.655	Southern Illinois (36-55)	3/17/1995
.650	North Carolina (32-49)	3/20/1975
.646	Illinois (37-61)	3/26/1989
.589	Minnesota (33-56)	3/23/1990
.566	Charlotte (30-53)	3/17/1977

Free Throws Made

41	Navy	3/16/1986
33	North Carolina	3/16/1957
31	Ohio State	3/24/2012
30	Iowa	3/14/1980
29	Duke	3/12/1966
29	Missouri	3/24/1994

Free Throws Attempted

52	Navy	3/16/1986
45	North Carolina	3/16/1957
44	Missouri	3/2/1994
42	Ohio State	3/24/2012
41	Lafayette	3/15/1957

Best Free Throw Percentage

1.000	Mississippi State (6-6)	3/30/1996
.875	UNC-Asheville (14-16)	3/15/2012
.871	Connecticut (27-31)	3/10/1979
.857	Penn (12-14)	3/16/1979
.857	New Mexico (12-14)	3/15/1998

3-Point Field Goals

15	Southern Illinois	3/17/1995
14	Wisconsin	3/22/2012
13	Arizona State	3/22/2009
12	Kentucky	4/1/1996

3-Point Field Goals Attempted

35	Arizona State	3/22/2009
31	Montana	3/21/2013
30	Drexel	3/16/1996
28	Princeton	3/20/1992
28	Mississippi State	3/30/1996
28	Oklahoma	3/30/2003

Best 3-Point Field Goal Pct.

1.000	Georgia Southern (6-6)	3/13/1987
-------	------------------------	-----------

Rebounds

63	Brown	3/14/1986
59	Davidson	3/11/1966
55	Stephen F. Austin	3/20/2009
53	Providence	3/27/1987
52	Oral Roberts (OT)	3/9/1974

Assists

31	Brown	3/14/1986
30	Southern Illinois	3/17/1995
27	Louisville (OT)	3/31/1975
27	Montana State	3/14/1996
24	Rhode Island	3/19/1988

Steals

16	Louisville (OT)	3/31/1975
15	Duke	3/20/1998
13	Villanova	3/1/1980
13	Oklahoma	3/30/2003
12	Montana State	3/14/1996


Blocks

11	Wisc.-Green Bay	3/19/1994
11	Stephen F. Austin	3/20/2009
10	Indiana	3/28/2013
9	N. Carolina A&T	3/17/1988
9	Oklahoma State	3/23/2003

Turnovers

27	Connecticut	3/10/1979
25	Tennessee	3/13/1977
25	Pennsylvania	3/16/1979
24	Villanova	3/1/1980
24	Kentucky	4/1/1996

Syracuse In NCAA Championship Games

March 30, 1987 • Louisiana Superdome				
	#3/2	Indiana	74	
	#10/10	Syracuse	73	

NEW ORLEANS, LA - Indiana's Keith Smart nailed a baseline jumper with four seconds left to lead the Hoosiers to a 74-73 NCAA Championship game victory against Syracuse.

The contest marked the first championship contest appearance for the Orange. SU battled throughout the tilt with Indiana in a matchup that featured 13 ties and 19 lead changes.

Syracuse led by as many as eight points in the second half, a margin reached following a Howard Triche jumper that put the Orange ahead, 52-44, with 13:09 remaining. The two clubs were knotted at 68-68 with 2:27 left. Rony Seikaly converted a layup, but the effort was answered by Smart's reverse layup at the 1:21 mark. Triche tallied a jumper in the lane and then rebounded a Smart miss and was fouled with 38 ticks remaining. He converted one of two from the line and Indiana raced down court for a Smart bucket to pull back within one, 73-72. The Hoosiers fouled Derrick Coleman with just under half a minute to play, but Coleman missed the front end of the one-and-one, setting up Smart's heroics.

The Orange was up five in the first half, 29-24, thanks to Greg Monroe's three-pointer. Indiana scored 10 of the last 14 points of the half to head into the break with a one-point lead.

Coleman grabbed 19 rebounds, just two shy of the NCAA championship game record. Sherman Douglas led the Orange with 20 points and Seikaly had with 18 points and 10 boards.


Syracuse was represented on the all-tournament team by Coleman and Douglas.

VISITORS: Syracuse (31-7)													
PLAYER	FG-FGA	3G-3GA	FT-FTA	R	PF	TP	A	T	B	S	MP		
Coleman	f 3-7	0-0	2-4	19	2	8	1	2	3	1	37		
Triche	f 3-9	0-0	2-4	1	4	8	1	0	0	0	32		
Seikaly	c 7-13	0-0	4-6	10	3	18	1	3	3	1	34		
Monroe	g 5-11	2-8	0-1	2	1	12	3	2	0	2	32		
Douglas	g 8-15	2-2	2-2	2	3	20	7	4	0	1	39		
Thompson	g 0-2	0-0	0-0	3	0	0	1	3	1	0	17		
Brower	g 3-3	0-0	1-3	1	3	7	0	0	0	0	9		
TEAM				0									
Totals	29-60	4-10	11-20	38	16	73	14	7	5	200			
FG%	1st: 14-34 41.2%	2nd: 15-26 57.7%	Game: 48.3%										
3-Pt. FG%	1st: 2-5 40.0%	2nd: 2-5 40.0%	Game: 40.0%										
F Throw %	1st: 3-8 37.5%	2nd: 8-12 66.7%	Game: 55.0%										
Deadball Rebounds:	2												

HOME: Indiana (30-4)													
PLAYER	FG-FGA	3G-3GA	FT-FTA	R	PF	TP	A	T	B	S	MP		
Calloway	f 0-3	0-0	0-0	2	3	0	1	2	0	0	14		
Thomas	f 8-18	0-0	4-7	7	1	20	1	3	0	0	40		
Garrett	c 5-10	0-0	0-0	10	4	10	0	0	3	0	33		
Alford	g 8-15	7-10	0-0	3	2	23	5	3	0	2	40		
Smart	g 9-15	0-1	3-4	5	2	21	6	2	0	2	35		
Meier	0-0	0-0	0-1	1	0	0	0	0	0	0	4		
Eyl	0-0	0-0	0-0	1	2	0	1	1	0	0	13		
Smith	0-0	0-0	0-0	0	1	0	0	0	0	0	1		
Hillman	0-1	0-0	0-0	2	2	0	6	0	0	3	20		
TEAM				4									
Totals	30-62	7-11	7-12	35	17	74	20	11	3	7	200		
FG%	1st: 13-30 43.3%	2nd: 17-32 53.1%	Game: 48.4%										
3-Pt. FG%	1st: 4-6 66.7%	2nd: 3-5 60.0%	Game: 63.6%										
F Throw %	1st: 4-6 66.7%	2nd: 3-6 50.0%	Game: 58.3%										
Deadball Rebounds:	2												

Officials: Joe Forte, Nolan Fine, Jody Silvester
Technical fouls: Syracuse-none. Indiana-none.
Attendance: 64,959

Score by Periods	1st	2nd	Total
Syracuse	33	40	73
Indiana	34	40	74

April 1, 1996 • Meadowlands				
	#2/2	Kentucky	76	
	#15/14	Syracuse	67	

EAST RUTHERFORD, NJ - Tony Delk posted a 24-point performance, including seven three-point baskets, to help Kentucky defeat Syracuse for the 1996 NCAA Championship, 76-67.

Kentucky took advantage of 24 Syracuse turnovers, scoring 27 points off those miscues.

Syracuse followed the lead of John Wallace and battled to the end. Wallace finished with 29 points and 10 rebounds before fouling out.

Trailing by nine at the intermission, the Orange battled back, narrowing the deficit to a basket on two occasions, the first on a dunk by Todd Burgan off a lob pass from Lazarus Sims. Two free throws by Wallace made it 64-62 with 4:46 left. Kentucky pushed the advantage back up to eight but Burgan tallied a three-pointer with 2:02 remaining to pull SU within five, 72-67. The Wildcats closed out the scoring and the game on two free throws by Mark Pope and a finger roll from Delk.

Burgan, who finished with 19 points, tallied 14 in the final 20 minutes. Like Wallace, he fouled out late in the outing.


Delk helped Kentucky build its first-half margin with 18 of his 24 points coming prior to the intermission. Ron Mercer came off the bench to post 20 points, including 11 in the first half. Trailing 18-13, Syracuse put together an 10-2 run that featured six points from Sims and four from Wallace. A jumper by Wallace at 6:34 put Syracuse ahead, 23-20. After a Mercer three-pointer, Burgan converted a driving layup to give the Orange their last lead, 25-23.

VISITORS: Syracuse (29-9)													
PLAYER	FG-FGA	3G-3GA	FT-FTA	R	PF	TP	A	T	B	S	MP		
Burgan	f 7-10	3-5	2-5	8	5	19	1	5	0	1	39		
Wallace	f 11-19	2-3	5-5	10	5	29	1	6	1	0	38		
Hill	c 3-9	0-0	1-1	10	2	7	1	3	1	0	28		
Sims	g 2-5	1-4	1-2	2	2	6	7	7	0	1	39		
Cipolla	g 3-8	0-3	0-0	1	1	6	2	2	0	4	35		
Reasnyder	0-1	0-0	0-0	4	0	0	0	1	0	0	13		
Janulis	0-0	0-0	0-0	2	2	0	0	0	0	0	8		
TEAM				1									
Totals	26-52	6-15	9-13	38	17	67	12	24	2	6	200		
FG%	1st: 13-26 50.0%	2nd: 13-26 50.0%	Game: 50.0%										
3-Pt. FG%	1st: 4-7 57.1%	2nd: 2-8 25.0%	Game: 40.0%										
F Throw %	1st: 3-6 50.0%	2nd: 6-7 85.7%	Game: 69.2%										
Deadball Rebounds:	0												

HOME: Kentucky (34-2)													
PLAYER	FG-FGA	3G-3GA	FT-FTA	R	PF	TP	A	T	B	S	MP		
Anderson	f 4-8	2-3	1-1	4	2	11	1	2	0	3	16		
Walker	f 4-12	0-1	3-6	9	2	11	4	0	0	4	32		
McCarty	c 2-6	0-0	0-0	7	3	4	3	1	0	0	19		
Delk	g 8-20	7-12	1-2	7	2	24	3	1	2	37			
Epps	g 0-6	0-3	0-0	4	1	0	7	1	0	0	35		
Edwards	0-1	0-1	0-0	0	0	0	1	1	0	0	3		
Sheppard	1-2	0-1	0-1	2	3	2	0	3	0	0	7		
Mercer	8-12	3-4	1-1	2	3	20	2	0	0	1	24		
Pope	1-6	0-2	2-2	3	3	4	2	4	0	1	27		
TEAM				2									
Totals	28-73	12-27	8-13	40	19	76	22	15	1	11	200		
FG%	1st: 15-35 42.9%	2nd: 13-38 34.2%	Game: 38.4%										
3-Pt. FG%	1st: 8-15 53.3%	2nd: 4-12 33.3%	Game: 44.4%										
F Throw %	1st: 4-4 100.0%	2nd: 4-9 44.4%	Game: 61.5%										
Deadball Rebounds:	2												

Officials: John Clougherty, Scott Thornley, David Libbey
Technical fouls: Syracuse-none. Kentucky-none.
Attendance: 19,229

Score by Periods	1st	2nd	Total
Syracuse	33	34	67
Kentucky	42	34	76

April 7, 2003 • Louisiana Superdome				
	#11/12	Syracuse	81	
	#4/6	Kansas	78	

NEW ORLEANS, LA - Hakim Warrick knocked a Michael Lee three-point attempt out of bounds in the final seconds to help Syracuse hold on to win its first NCAA Championship, 81-78, against Kansas.

With SU ahead, 15-12, the Orange broke the game open with a 17-5 run that featured two three-pointers from Gerry McNamara. The first-year guard went on to convert six threes in the first half as the SU edge swelled to as many as 18. The margin was 11, 53-42, at the break.

Kansas cut that to three early in the second half, 55-52. After SU pushed the difference back to 12 points, the Jayhawks flew back to within two, 80-78, with 39 seconds left to play. Senior Kueth Duany split a pair of free throws to put the lead at three with 24 seconds on the clock. Warrick missed two at the foul line, but his block and a last-second, misfired three-pointer by KU secured the win.

Syracuse's 53 first-half points were the most in the opening period of a championship game. The Orange's 11 three-point field goals tied for the second-most in a championship game. SU's 61.1 percent shooting from three-point range (11-of-18) in the title game ranked second-highest. On the defensive end, SU's seven blocks equaled the most in a title contest.

Freshman Carmelo Anthony was selected Final Four Most Outstanding Player and McNaamara was named to the All-Final Four team.

Syracuse was the first unit since Villanova in 1985 to be unranked in the preseason AP poll and win the NCAA crown.

VISITORS: Syracuse (30-5)													
PLAYER	FG-FGA	3G-3GA	FT-FTA	R	PF	TP	A	T	B	S	MP		
Warrick	f 2-4	0-0	2-4	2	3	6	1	3	2	0	31		
Anthony	f 7-16	3-5	3-4	10	2	20	7	3	0	1	37		
Forth	c 3-4	0-0	0-1	3	5	6	0	0	3	1	24		
McNamara	g 6-13	6-10	0-0	0	2	18	1	3	0	1	34		
Duany	g 4-6	2-3	1-2	4	3	11	0	2	0	1	13		
Pace	4-9	0-0	0-0	8	2	8	2	2	0	3	21		
Edelin	4-10	0-0	4-6	2	1	12	2	2	0	3	27		
McNeil	0-1	0-0	0-0	5	4	0	0	2	2	0	13		
TEAM				2									
Totals	30-63	11-18	10-17	36	22	81	13	17	7	10	200		
FG%	1st: 20-36 55.6%	2nd: 10-27 37.0%	Game: 47.6%										
3-Pt. FG%	1st: 10-13 76.9%	2nd: 1-5 20.0%	Game: 61.1%										
F Throw %	1st: 3-3 100.0%	2nd: 7-14 50.0%	Game: 58.8%										
Deadball Rebounds:	3												

HOME: Kansas (30-8)													
PLAYER	FG-FGA	3G-3GA	FT-FTA	R	PF	TP	A	T	B	S	MP		
Collision	f 8-14	0-0	3-10	21	5	19	3	5	3	3	40		
Langford	f 7-9	0-1	5-10	2	5	19	0	3	0	1	23		
Graves	c 7-13	0-0	2-7	16	2	16	3	2	0	1	37		
Hinrich	g 6-20	3-12	1-1	2	1	16	4	3	1	1	38		
Miles	g 1-5	0-2	0-0	6	1	2	7	4	0	1	34		
Lee	2-8	1-5	0-0	1	1	5	1	1	0	2	23		
Nash	0-2	0-0	1-2	1	1	1	0	0	0	0	5		
TEAM				3									
Totals	31-71	4-20	12-30	52	16	78	18	18	4	9	200		
FG%	1st: 16-34 47.1%	2nd: 15-37 40.5%	Game: 43.7%										
3-Pt. FG%	1st: 2-7 28.6%	2nd: 2-13 15.4%	Game: 20.0%										
F Throw %	1st: 8-13 61.5%	2nd: 4-17 23.5%	Game: 40.0%										
Deadball Rebounds:	7												

Officials: Gerald Boudreaux, Reginald Cofer, Dick Cartmell
Technical fouls: Syracuse-none. Kansas-none.
Attendance: 54,524

SYRACUSE

Syracuse In The National Invitational Tournament



SU NIT Record *13-14 (.481)

1945-46 (0-1)

(Madison Square Garden, New York, NY)

3/16 vs. Muhlenberg L 41-47

1949-50 (1-1)

(Madison Square Garden, New York, NY)

3/11 vs. Long Island W 80-52

3/13 vs. Bradley L 66-78

1963-64 (0-1)

(Madison Square Garden, New York, NY)

3/12 vs. NYU L 68-77

1966-67 (0-1)

(Madison Square Garden, New York, NY)

3/11 vs. New Mexico L 64-66

1970-71 (0-1)

(Madison Square Garden, New York, NY)

3/21 vs. Michigan L 76-82

1971-72 (1-1)

(Madison Square Garden, New York, NY)

3/18 vs. Davidson W 81-77

3/20 vs. Maryland L 65-71

1980-81 (4-1)

(Carrier Dome, Syracuse, NY)

3/13 Marquette W 88-81

3/16 Holy Cross W 77-57

3/19 Michigan W 91-76

(Madison Square Garden, New York, NY)

3/23 vs. Purdue W 70-63

3/25 vs. Tulsa L 84-86 OT

1981-82 (1-1)

(Carrier Dome, Syracuse, NY)

3/12 St. Peter's W 84-75

3/15 Bradley L 81-95

1996-97 (0-1)

(Carrier Dome, Syracuse, NY)

3/12 Florida State L 67-82

Syracuse's Dome crowd of 26,752 for the 2007 NIT matchup with San Diego State marked the largest attendance in the history of the event.

*record reflects 2 NIT wins vacated by the NCAA from 2004-07 to 2010-12

2017-18 ORANGE BASKETBALL



Andrew White III tallied 34 points to lead the Orange past North Carolina-Greensboro, 90-77, in the 2017 NIT.

2001-02 (3-2)

(Carrier Dome, Syracuse, NY)

3/13 St. Bonaventure W 76-66

3/18 Butler W 66-65 OT

(Robins Center, Richmond, VA)

3/20 at Richmond W 62-46

(Madison Square Garden, New York, NY)

3/26 vs. South Carolina L 59-66

3/28 vs. Temple L 54-65

2006-07 (2-1)

(Carrier Dome, Syracuse, NY)

3/14 South Alabama W 79-73

3/19 San Diego State W 80-64

(Littlejohn Coliseum, Clemson, SC)

3/21 at Clemson L 70-74

2007-08 (2-1)

(Carrier Dome, Syracuse, NY)

3/18 Robert Morris W 87-81

3/20 Maryland W 88-72

3/25 Massachusetts L 77-81

2016-17 (1-1)

(Carrier Dome, Syracuse, NY)

3/15 North Carolina-Greensboro W 90-77

3/18 Mississippi L 80-85

March 25, 1981 · Madison Square Garden

nit	Tulsa	86	
	Syracuse	84	OT

NEW YORK, NY - Syracuse fought its way through its front line fouling out and forced overtime before finally losing to Tulsa in the NIT Championship, 86-84. Erich Santifer had a game-high 29 points and nine rebounds in SU's first appearance in the NIT title game.

Greg Stewart scored a team-high 23 points and grabbed 11 rebounds for the Hurricane. He earned game MVP honors.

Tulsa came out firing in the first half, opening up leads as big as 11 points and holding a six-point margin at the half, 48-42.

Syracuse stormed out of the intermission with a 21-8 run that built a 63-56 lead. Tony Bruin had eight points and Santifer six, during the run.

Tulsa responded by scoring 11 of the next 13 points, including five points from Stewart. SU postman Danny Schayes fouled out with 7:30 left after just 21 minutes of action and Bruin, who finished with 25 points, was disqualified with 2:17 left and the Orange down three. Leo Rautins' tip-in brought Syracuse within one, but he fouled out on Tulsa's next possession. Mike Anderson tallied and added the free throw to put the Hurricane up, 82-78, with 1:16 left.

Gene Waldron drove the length of the court for a basket and Santifer put back a missed shot with one second left to force the overtime.

Tulsa's David Brown and SU's Sean Kerins traded two free throws before Stewart made the game-winner, a lay-in, with 30 ticks remaining.

Tulsa ultimately outscored the Orange at the foul line, 30-12.

VISITORS: Tulsa (26-7)

PLAYER	FG-FGA	FT-FTA	R	PF	TP	A	TO	B	S	MP
Brown f	5-10	8-10	6	1	18	2	3	0	2	38
Stevenson f	0-4	4-4	5	4	4	1	3	0	2	31
Stewart c	9-14	5-7	11	2	23	1	6	0	3	38
Pressey g	3-8	5-6	7	5	11	5	1	1	1	34
Spadling g	3-14	1-2	3	3	7	2	3	0	1	38
Vanley	3-3	0-0	0	2	6	0	0	0	0	8
Anderson	5-12	7-9	4	0	17	2	3	0	2	33
Ballard	0-0	0-0	0	1	0	0	0	0	1	3
Nilsson	0-0	0-0	0	1	0	0	0	0	0	2
TEAM			4							
Totals	28-65	30-38	40	19	86	13	19	1	12	225

FG% 1st: 17-40 42.5% 2nd: 11-25 44.0% Game: 43.1%
F Throw % 1st: 14-17 82.4% 2nd: 7-14 76.2% Game: 78.9%
Deadball Rebounds: 2

HOME: Syracuse (22-12)

PLAYER	FG-FGA	FT-FTA	R	PF	TP	A	TO	B	S	MP
Bruin f	11-16	3-6	5	5	25	1	2	0	1	29
Rautins f	6-14	0-0	8	5	12	11	4	1	1	35
Schayes c	2-4	0-0	4	5	4	2	1	1	1	21
Moss g	0-3	2-2	5	3	2	6	6	0	1	40
Santifer g	13-19	3-5	9	4	29	3	4	0	3	42
Kerins	1-4	2-3	3	2	4	0	1	0	0	26
Waldron	1-7	0-0	0	4	2	1	3	0	1	19
Payton	2-2	2-2	2	3	6	0	4	0	1	12
O'Neill	0-0	0-0	0	0	0	0	0	0	0	1
TEAM			4							
Totals	36-69	12-18	42	31	84	24	25	3	9	225

FG% 1st: 18-34 52.9% 2nd: 18-35 51.4% Game: 52.2%
F Throw % 1st: 6-8 75.0% 2nd: 6-10 60.0% Game: 66.7%
Deadball Rebounds: 2

Officials: Eric Harmon, Vero Sell, Martin Burdette
Technical fouls: Syracuse-Bruin, Tulsa-none.
Attendance: 17,801

Score by Periods	1st	2nd	OT	Total
Tulsa	48	34	4	86
Syracuse	42	40	2	84

SYRACUSE

Series Records

TEAM	GP	W-L	Last
Akron	1	1-0	12/1/2000
Alabama	3	2-1	3/25/2004
Ala.-Birmingham	1	1-0	11/28/1987
Alaska-Anchorage	2	2-0	12/7/1990
Albany	8	8-0	11/15/2011
Alcorn State	2	2-0	12/29/2012
Alfred	8	8-0	1/20/1961
Allegheny	7	4-3	1/10/1917
All-Stars	1	1-0	12/9/1910
Alumni	7	7-0	12/4/1940
American	12	10-2	1/8/1979
Amherst	3	3-0	2/5/1927
Arizona	3	2-1	12/23/1995
Arizona State	2	1-1	3/22/2009
Arkansas	2	1-1	11/30/2012
Army	30	19-11	12/7/1974
Auburn	1	1-0	3/28/2003
Austin Peay	1	0-1	11/28/1975
Baldwin-Wallace	1	0-1	12/16/1950
Baltimore	1	1-0	1/9/1980
Batavia YMCA	1	1-0	2/23/1904
Baylor	2	2-0	11/27/2013
Bentley	1	1-0	2/7/1977
Bethune-Cook	1	1-0	11/8/2005
Binghamton	5	5-0	12/7/2013
Biscayne	1	1-0	12/9/1976
Boston College	71	46-25	1/14/2017
Boston U.	8	7-1	12/10/2017
Bowling Green	10	7-3	12/13/1995
Bradley	4	1-3	3/15/1982
Brigham Young	5	5-0	3/18/2004
Brooklyn	1	1-0	12/14/1985
Brooklyn Poly	1	1-0	2/21/1919
Brown	7	4-3	3/14/1986
Bucknell	10	9-1	12/20/2011
Buffalo	32	27-5	12/30/2001
Buffalo State	4	4-0	2/3/1977
Buhl Club	1	1-0	2/18/1904
Butler	2	1-1	3/25/2010
California	4	3-1	11/20/2014
Canisius	70	46-24	12/15/2012
Carlisle	1	1-0	2/7/1910
Cazenovia Seminary	1	1-0	2/6/1904
C. Connecticut	1	1-0	12/31/2012
C. Michigan	1	1-0	12/4/1981
Chaminade	1	1-0	11/23/1998
Charlotte	5	3-2	11/25/2015
Cincinnati	11	8-3	1/21/2013
CCNY	13	5-8	2/23/1950
Clarkson	18	17-1	12/5/1959
Clemson	6	2-4	2/7/2017
Cleveland State	1	0-1	12/15/2008
Colgate	169	124-45	11/11/2016
C. of Charleston	1	1-0	12/16/1995
Colorado State	1	1-0	3/19/1989
Columbia	14	11-3	11/27/2009
Connecticut	93	55-38	12/5/2016



Syracuse and Colgate have met 169 times since the series began in 1901-02.

TEAM	GP	W-L	Last
Coppin State	3	3-0	12/22/2008
Cornell	122	91-31	12/27/2016
Cortland State	4	4-0	12/12/1945
Creighton	13	8-5	2/21/1966
Crescent A.C.	3	1-2	2/16/1923
C.W. Post	3	3-0	12/19/1989
Dartmouth	22	16-6	12/22/1956
Davidson	5	4-1	12/18/2005
Dayton	4	2-2	3/18/2016
Denison	1	0-1	2/15/1911
Denver	1	0-1	12/9/1948
DePaul	14	10-4	3/6/2013
Detroit	6	5-1	12/17/2012
Drexel	4	3-1	12/22/2010
Duke	10	5-5	2/22/2017
Duquesne	6	4-2	12/29/1984
East Liverpool	1	0-1	2/16/1904
E. Tenn. State	2	2-0	12/15/2007
E. Kentucky	3	1-2	12/6/1991
E. Michigan	5	4-1	12/19/2016
Elon	1	1-0	11/21/2015
Fairfield	2	2-0	12/20/1986
Florida	5	4-1	12/2/2011
Florida Atlantic	1	1-0	11/22/1999
Florida State	7	6-1	1/28/2017
Fordham	44	28-16	11/12/2013
Furman	1	1-0	3/10/1973
Geneva	2	1-1	12/31/1921
Georgetown	92	49-43	12/17/2016
Ga. Washington	9	8-1	12/10/2011
Georgia	1	1-0	3/22/1996
Ga. Southern	1	1-0	3/13/1987

TEAM	GP	W-L	Last
Georgia Tech	9	5-4	3/4/2017
Gonzaga	2	2-0	3/25/2016
Great Lakes NTC	1	1-0	2/28/1919
Hamilton	7	6-1	1/21/1922
Hampton	1	1-0	11/16/2014
Hartford	1	1-0	12/29/1999
Harvard	8	7-1	11/26/1976
Hawaii	2	2-0	3/16/2001
Hawaii Loa	1	1-0	12/27/1986
Heinz House	1	1-0	1/4/1923
High Point	1	1-0	12/20/2103
Hiram	1	1-0	3/10/1905
Hobart	11	11-0	12/9/1944
Hofstra	3	3-0	12/22/2006
Holy Cross	27	15-12	11/15/2016
Houston	1	1-0	12/11/1982
Illinois	3	1-2	12/27/1995
Illinois-Chicago	2	2-0	12/21/2005
Illinois State	3	3-0	12/12/1980
Indiana	6	5-1	12/3/2013
Indiana State	1	1-0	3/18/2011
Iona	4	4-0	12/18/2010
Iowa	3	1-2	11/21/2014
Iowa State	2	2-0	11/24/1990
Ithaca	3	3-0	11/28/1953
Jenners	1	1-0	11/5/1904
John Carroll	1	1-0	12/15/1950
Kansas	5	3-2	11/25/2008
Kansas State	3	2-1	3/17/2012
Kennesaw State	1	1-0	11/14/2014
Kent	5	5-0	12/30/2005
Kentucky	11	3-8	3/18/2000
Kentucky State	1	1-0	12/10/1988
Lafayette	8	8-0	11/25/1995
Lamar	1	1-0	12/8/1984
La Salle	31	17-14	12/22/1999
Lawrence Tech	1	1-0	1/8/1949
Lehigh	4	4-0	11/13/2015
Le Moyne	6	6-0	11/16/2008
Long Beach St.	4	4-0	12/28/2014
Long Island U.	1	1-0	3/11/1950
Louisiana State	1	1-0	2/16/1985
Louisiana Tech	2	2-0	12/14/2014
Louisville	26	8-18	2/26/2017
Loyola-Chicago	4	2-2	11/29/1986
Loyola Marymount	1	1-0	12/26/1947
Loyola (Md.)	1	1-0	11/28/2014
Loyola (South)	1	1-0	12/21/1951
Maine	4	4-0	12/5/2009
Manhattan	28	21-7	11/14/2011
Marquette	14	9-5	3/30/2013
Marshall	2	1-1	12/6/2011
Maryland	8	3-5	2/24/2014
Md.-Baltimore County	1	1-0	12/15/1992
Md.-Eastern Shore	2	2-0	12/30/1996
Massachusetts	15	8-7	3/25/2008
M.I.T.	1	1-0	1/26/1911

SYRACUSE

Series Records

TEAM	GP	W-L	Last
Memphis	4	3-1	1/6/2010
Mexico City YMCA	1	1-0	1/19/1924
Miami (FL)	25	18-7	3/8/2017
Miami (OH)	2	1-1	12/13/1997
Michigan	15	8-7	12/2/2014
Michigan State	17	10-7	12/7/2010
Middle Tennessee	1	1-0	3/20/2016
Minnesota	2	1-1	11/25/2013
Mississippi	1	0-1	3/18/2017
Mississippi State	3	3-0	11/18/2004
Missouri	6	5-1	1/12/2004
Monmouth	2	2-0	11/18/2016
Montana	1	1-0	3/21/13
Montana State	1	1-0	3/14/1996
Morehead State	2	2-0	12/28/1987
Morgan State	1	1-0	12/20/2010
Muhlenberg	1	0-1	3/16/1946
Navy	8	6-2	3/16/1986
Nevada-Las Vegas	3	2-1	12/20/1997
New Mexico	3	2-1	3/15/1998
NYS Teachers	1	1-0	2/23/1936
New York U.	21	9-12	3/12/1964
Niagara	81	53-28	12/30/2000
North Carolina	13	4-9	1/16/2017
North Carolina A&T	2	2-0	3/17/1988
NC-Asheville	4	4-0	3/15/2012
NC-Greensboro	4	4-0	3/15/2017
North Carolina State	10	7-3	2/1/2017
Northeastern	6	6-0	12/30/2007
North Colorado	1	1-0	11/11/2004
Northern Iowa	1	1-0	11/12/2010
North Florida	1	1-0	12/3/2016
North Texas State	1	1-0	1/3/1978
Northwestern	1	1-0	12/29/1965
Notre Dame	49	28-20	1/21/2017
Oakland	2	2-0	12/22/2009
Oberlin	12	8-4	2/9/1933
Ohio	2	1-1	12/4/1998
Ohio State	7	2-5	3/24/2012
Ohio Wesleyan	2	1-1	12/20/1946
Oklahoma	4	2-2	3/27/2009
Oklahoma State	5	2-3	12/5/2006
Old Dominion	3	2-1	1/30/1981
Oral Roberts	1	0-1	3/9/1974
Oswego State	4	3-1	12/8/1945
Pennsylvania	47	27-20	1/11/2006
Penn State	105	62-43	1/25/1982
Pepperdine	1	1-0	12/13/1996
Pittsburgh	111	66-45	2/11/2017
Potsdam Normal	4	4-0	1/13/1905
Princeton	34	25-9	11/21/2012
Providence	58	48-10	2/20/2013
Purdue	3	3-0	12/19/1981
Quantico Marines	3	3-0	12/7/1949
Queens College	2	2-0	12/13/1950
Quinnipiac	1	1-0	12/1/1998
R.P.I.	18	13-5	2/12/1947
Rhode Island	8	6-2	12/8/2007



Syracuse's most familiar ACC foe is Pittsburgh with 111 games in the books.

TEAM	GP	W-L	Last
Rice	1	1-0	12/22/2004
Richmond	4	3-1	11/18/2008
Rider	1	1-0	12/5/1950
Robert Morris	3	3-0	11/11/2009
Rochester	64	52-12	12/28/1974
Rutgers	48	39-9	1/2/2013
St. Bonaventure	27	24-3	11/17/2015
St. Francis (NY)	4	4-0	11/18/2013
St. Francis (PA)	3	2-1	12/30/1988
St. John's	91	51-40	12/21/2016
St. John's M.A.	3	1-2	1/16/1904
St. Joseph's	8	4-4	11/13/2007
St. Lawrence	34	26-8	1/29/1947
St. Louis	1	1-0	12/24/1997
St. Peter's	1	1-0	3/12/1982
Samford	1	1-0	3/16/2000
Sampson Navy	5	3-2	1/8/1955
San Diego St.	2	2-0	11/11/2012
Santa Clara	1	1-0	12/5/1998
Schenectady	2	0-2	12/16/1905
Seton Hall	64	48-16	3/13/2013
7th Regiment	1	1-0	2/24/1925
Siena	8	8-0	11/12/2007
South Alabama	1	1-0	3/14/2007
South Carolina	4	3-1	3/26/2002
South Carolina State	1	1-0	11/22/2016
S. California	1	1-0	11/29/1985
Southern Illinois	1	1-0	3/17/1995
Southern Mississippi	1	1-0	12/4/1992
USF	11	10-1	1/6/2013
Springfield	7	6-1	12/17/1946
Stanford	1	1-0	11/25/2011

TEAM	GP	W-L	Last
Stephen F. Austin	1	1-0	3/20/2009
Stevens Tech	1	1-0	2/28/1935
Stonehill	1	1-0	2/16/1976
Swarthmore	1	1-0	1/10/1914
Temple	30	16-14	12/22/2012
Tennessee	6	3-3	1/19/2002
Texas	1	1-0	4/5/2003
Texas A&M	2	1-1	11/27/2015
TCU	4	4-0	12/3/2005
Texas El-Paso	2	2-0	1/4/2006
Texas-San Antonio	2	2-0	12/12/1992
Texas Southern	2	2-0	12/27/2015
Texas Tech	2	1-1	11/17/2005
Toledo	2	2-0	11/23/1990
Toronto	16	16-0	12/2/1963
Towson	3	3-0	12/27/2005
Trinity	3	3-0	2/17/1922
Tufts	2	1-1	2/25/1910
Tulane	2	2-0	12/22/2011
Tulsa	1	0-1	3/25/1981
Union	18	15-3	1/30/1946
U.S. International	2	2-0	12/14/1988
UCLA	2	1-1	2/13/2000
Utah	1	1-0	3/30/1951
Utica	4	4-0	11/23/1985
Valparaiso	2	2-0	11/24/2002
Vanderbilt	2	1-1	12/4/1993
Vermont	2	1-1	3/19/2010
Villanova	72	39-33	12/20/2014
Virginia	9	5-4	2/4/2017
Va. Commonwealth	3	3-0	12/2/1992
Virginia Tech	11	8-3	1/10/2017
Wagner	3	3-0	11/18/2012
Wake Forest	5	5-0	1/24/2017
Washington	1	1-0	11/23/2007
Washington St.	2	1-1	12/9/1995
Wesleyan	4	2-2	3/8/1913
W. Kentucky	2	1-1	3/15/1987
W. Michigan	3	3-0	3/20/2014
W. Ontario	1	1-0	12/31/1945
W. Reserve	6	4-2	12/16/1942
Westminster	2	2-0	12/16/1969
West Virginia	50	34-16	1/28/2012
Whittier	1	1-0	11/25/1978
Wichita State	3	2-1	12/2/2006
William & Mary	1	1-0	11/21/2011
Williams	11	6-5	2/5/1920
Williston Seminary	1	0-1	2/11/1904
Winthrop	1	1-0	11/22/1996
Wisconsin	5	2-3	11/29/2016
Wisc.-Green Bay	2	2-0	12/16/2000
Wyoming	1	1-0	11/20/1988
Yale	14	11-3	12/22/1972
TOTAL:	2,842	*1,962-880	

SU wins listed first

*record DOES NOT reflect 101 wins vacated by the NCAA from 2004-07 and 2010-12.

SYRACUSE

Game-By-Game Scores

1900-01 (2-2)

1/5	R.P.I. at	L	8-23
	Schenectady		
2/16	Cornell	W	18-15
2/26	St. Lawrence	W	21-17
3/2	St. John's Military Academy	L	15-21

1901-02 (3-3)

11/29	at R.P.I.	L	7-42
1/15	Colgate	W	33-8
2/7	at Colgate	L	17-21
2/15	Rochester	W	23-3
2/22	Pennsylvania	W	22-8
3/8	at Rochester	L	21-25


1902-03 (1-8)

1/23	at Oswego Normal	L	14-15
2/11	St. John's Military Academy	L	13-26
2/14	at Colgate	L	3-49
2/20	at Allegheny	L	11-25
2/25	Penn	L	13-17
3/6	at R.P.I.	L	13-15
3/12	Colgate	L	10-35
3/13	at Potsdam Normal	W	34-15
3/14	at St. Lawrence	L	16-18



Archbold Gym (1908-47, 1952-55)

Archbold Gym was home to the Orange from 1908-1947. Following a fire, the building was renovated and Syracuse moved back in for games played between 1952 and 1955. While Archbold was rebuilt, Syracuse played at the New York State Fair Coliseum. During the 1951-52 campaign, some contests were played at the Onondaga County War Memorial.



**John A. R. Scott
1903-11**

The first official head coach in the history of the program, Scott also served as the school's director of athletics during his seven-year tenure.

1903-04 (11-8)

11/20	at Oswego Normal	W	21-7
12/14	at Potsdam Normal	W	30-12
12/15	at St. Lawrence	L	13-14
12/18	Yale	W	15-5
1/16	St. John's Military Academy	W	49-7
1/30	Colgate	W	18-10
2/3	Potsdam Normal	W	29-11
2/6	at Cazenovia	W	22-6
	Seminary		
2/10	at Williams	L	24-25
2/11	at Williston	L	12-26
	Seminary		
2/12	at Wesleyan	W	22-21
2/13	at Amherst	W	38-26
2/16	at E. Liverpool (WV)	L	18-32
2/17	at Geneva	L	19-37
2/18	at Buhl Club	W	32-18
2/19	at Allegheny	L	8-16
2/20	at Oberlin	L	12-27
2/23	Batavia YMCA	W	23-13
3/12	at Colgate	L	12-24

Coach: John A.R. Scott

1904-05 (14-7)

11/5	Jenners Prep	W	74-10
12/8	Dartmouth	W	35-9
12/9	at Schenectady Company E	L	12-13
12/13	Rochester	W	40-12
12/17	Cornell	W	56-17
1/7	Yale	W	20-16
1/13	at Potsdam Normal	W	40-27
1/14	at St. Lawrence	W	28-10
2/3	at Cornell	W	22-9
2/6	at Hamilton	L	16-18
2/7	at Colgate	L	18-34
2/9	Princeton	L	21-24
2/11	Colgate	W	36-31
2/16	at Williams	L	12-14
2/17	at Amherst	W	38-13
2/18	at Trinity	W	40-26
2/21	at Brown	L	20-24
2/27	Hamilton	W	60-9
3/4	Allegheny	W	22-14
3/9	at Allegheny	L	11-14
3/10	at Hiram	W	31-19

Coach: John A.R. Scott

1905-06 (9-3)

12/16	Schenectady Company E	L	28-34
1/9	Yale	W	19-15
1/12	Williams	W	2-0
	At 17-17, Williams questioned the competence of the referee and left the court, providing SU with a win by forfeit, 2-0.		
1/20	at Colgate	W	41-36
2/3	Hamilton	W	61-10
2/9	Princeton	W	35-11
2/13	at Hamilton	W	28-10
2/17	Rochester	W	58-11
2/21	at Williams	L	20-28
2/24	at Rochester	W	27-21
3/3	Colgate	W	30-22
3/8	Pennsylvania	L	20-26

Coach: John A.R. Scott

1906-07 (4-3)

1/7	Yale	L	9-20
1/23	Hamilton	W	54-14
2/2	at Colgate	L	14-32
2/6	Pennsylvania	W	27-20
2/8	Princeton	W	33-16
2/11	at Hamilton	W	36-28
3/1	Colgate	L	18-26

Coach: John A.R. Scott

1907-08 (10-3)

12/12	St. Lawrence	W	26-20
12/19	Yale	W	32-26
1/11	at R.P.I.	W	43-22
1/16	Rochester	W	29-5
1/24	Williams	W	25-21 OT
2/1	at Colgate	W	38-19
2/7	Princeton	W	32-20
2/15	at Williams	W	20-9
2/17	at Wesleyan	L	0-2

The game was declared a forfeit to Wesleyan, 2-0. SU led 22-16 when the forfeit was called.

2/18	at Brown	L	17-32
2/21	Pennsylvania	L	9-20
2/27	Colgate	W	19-12
3/6	at Rochester	W	21-16

Coach: John A.R. Scott

1908-09 (7-8)

1/9	St. Lawrence	L	25-27
1/14	Pennsylvania	L	14-20
1/29	Colgate	W	22-21
2/4	Oberlin	W	26-25
2/13	at Williams	L	13-43
2/15	at Dartmouth	W	35-11
2/16	at Brown	L	25-52
2/17	at Tufts	W	19-18
2/22	Union	W	32-20
2/27	at Rochester	L	16-26
3/2	Rochester	L	16-23
3/6	R.P.I.	W	40-24
3/9	at Colgate	L	25-35
3/11	Dartmouth	L	22-25
3/20	Alumni	W	17-10

Coach: John A.R. Scott

1909-10 (3-11)

1/8	St. Lawrence	L	26-30
1/14	Pennsylvania	W	16-14
1/22	Niagara	L	20-30
1/28	Colgate	L	13-16
2/7	Carlisle	W	35-27
2/14	Oberlin	L	14-19
2/18	N.Y.U.	L	9-16
2/22	at Rochester	L	11-36
2/23	at Williams	L	13-47
2/24	at Dartmouth	L	18-30
2/25	at Tufts	L	11-32
3/1	Rochester	L	18-26
3/3	Dartmouth	W	16-9
3/11	at Colgate	L	24-30

Coach: John A.R. Scott


1910-11 (6-11)

12/9	All-Stars	W	21-13
12/17	R.P.I.	W	24-11
1/7	St. Lawrence	L	15-31
1/14	Dartmouth	L	13-15
1/21	Niagara	W	41-22
1/26	M.I.T.	W	25-18
2/4	at Rochester	L	7-20
2/10	Oberlin	L	20-26
2/15	at Denison	L	26-30
2/16	at Ohio Wesleyan	L	11-39
2/17	at Ohio State	L	17-48
2/18	Oberlin	L	10-34
2/25	at Colgate	L	14-38
2/28	Rochester	W	20-15
3/3	at R.P.I.	L	15-17
3/4	at Union	L	15-19
3/10	Colgate	W	19-14

Coach: John A.R. Scott

SYRACUSE

Game-By-Game Scores



**Edmund Dollard
1911-24**

Dollard guided SU to 11 consecutive winning seasons at the start of his tenure, including an unblemished, 12-0 campaign in 1913-14. The 1917-18 club won 16 of 17 games and was later selected national champion by the Helms Foundation.

1911-12 (11-3)

12/15	R.P.I.	W 27-19
1/6	Toronto	W 45-27
1/12	at R.P.I.	L 23-26
1/13	at Union	W 20-15
1/19	St. Lawrence	W 21-17
1/26	Oswego Normal	W 22-13
2/3	Union	W 41-16
2/8	at St. John's	W 25-19
2/9	at N.Y.U.	W 33-21
2/10	at Army	L 22-26
2/14	at Colgate	L 33-39 2OT
2/16	Oberlin	W 31-14
2/19	Colgate	W 27-22
2/22	Pennsylvania	W 27-14

Coach: Edmund Dollard

1912-13 (8-3)

1/16	Manhattan	W 55-23
1/25	Pennsylvania	W 31-19
2/1	St. Lawrence	W 29-23
2/7	at Colgate	L 24-36
2/11	at Springfield	W 31-27
2/12	at Wesleyan	L 27-40
2/13	at St. John's	L 30-31
2/21	Oberlin	W 35-27
2/26	Colgate	W 43-20
3/3	Niagara	W 58-23
3/8	Wesleyan	W 30-19

Coach: Edmund Dollard

1913-14 (12-0)

1/10	Swarthmore	W 38-16
1/17	Springfield	W 32-8
1/29	Pittsburgh	W 36-29
1/31	at Army	W 29-21
2/9	at Colgate	W 29-28 2OT
2/12	Notre Dame	W 50-14
2/14	Princeton	W 20-10
2/17	Colgate	W 27-19
2/20	Oberlin	W 25-22
2/27	Allegheny	W 24-10
3/6	Pennsylvania	W 30-19
3/11	Dartmouth	W 29-18

Coach: Edmund Dollard

1914-15 (10-1)

1/8	Toronto	W 24-13
1/16	R.P.I.	W 22-21
1/22	St. Lawrence	W 36-10
1/30	at Rochester	W 30-19
2/4	Pennsylvania	W 37-34
2/13	at Army	L 12-28
2/20	Rochester	W 28-15
2/27	Springfield	W 38-19
3/3	Bucknell	W 37-20
3/6	Allegheny	W 25-12
3/9	Dartmouth	W 26-12

Coach: Edmund Dollard

1915-16 (9-3)

12/20	Yale	W 28-27
1/15	at Rochester	L 14-24
1/21	St. Lawrence	W 43-12
2/5	at Colgate	L 25-35
2/11	Oberlin	W 42-20
2/15	Colgate	W 16-11
2/18	at R.P.I.	W 26-21
2/19	at Army	L 15-18
2/23	Rochester	W 34-11
2/29	Dartmouth	W 31-16
3/3	Pennsylvania	W 19-15
3/10	Princeton	W 22-14

Coach: Edmund Dollard

1916-17 (13-3)

12/15	Clarkson	W 37-14
12/20	Princeton	W 26-25
1/4	Yale	L 20-30
1/6	at Penn State	L 21-22
1/8	at Pittsburgh	W 22-17
1/9	at West Virginia	W 32-21
1/10	at Allegheny	W 23-21
1/16	Rochester	W 17-16
1/20	at Rochester	L 27-35
2/3	Colgate	W 23-11
2/13	Williams	W 30-13
2/16	at Colgate	W 23-20
2/17	at R.P.I.	W 20-17
3/2	Pittsburgh	W 41-22
3/6	Dartmouth	W 26-17
3/16	Pennsylvania	W 17-10

Coach: Edmund Dollard

1917-18 (16-1)

12/18	Alfred	W 36-13
1/4	Yale	W 34-15
1/11	at Buffalo	W 30-17
1/12	at Rochester	W 26-24
1/19	Princeton	W 27-13
1/25	at Pennsylvania	W 27-24
1/26	at R.P.I.	W 33-18
1/31	Penn State	W 34-24
2/6	at Colgate	W 29-25
2/7	at Williams	W 19-16
2/8	at Yale	W 23-15
2/9	at N.Y.U.	W 30-15
2/19	West Virginia	W 21-18
2/22	N.Y.U.	W 37-10
3/1	Colgate	W 27-18
3/9	Dartmouth	W 27-11
3/15	Pennsylvania	L 16-17

Coach: Edmund Dollard

1918-19 (13-3)

1/11	at St. Lawrence	W 16-12
1/24	Buffalo	W 21-19
1/31	Rochester	W 18-17
2/1	at Colgate	L 15-18
2/8	at Union	W 12-8
2/15	St. Lawrence	W 36-18
2/19	West Virginia	W 39-24
2/20	at Albany	W 29-17
2/21	at Brooklyn Polytech	W 27-20
2/22	at C.C.N.Y.	W 12-11
2/24	Union	L 16-21
2/28	Great Lakes Naval	W 22-20
3/7	at Buffalo	L 21-25
3/8	at Rochester	W 21-14
3/15	Colgate	W 22-17
3/22	Alumni	W 19-16

Coach: Edmund Dollard



1917-18 Helms Foundation Champions

First row (l-r): John Barsha, John Cronauer, Joseph Schwarzer, Leon Marcus and Charles Dolley. Second row: Manager H.B. Lowe, Ed Cronauer, coach Edmund Dollard, Russell Finsterwald, manager George Schank, H. Brickman, trainer Harry Crowley.

1919-20 (15-3)

12/13	St. Lawrence	W 35-12
12/20	Princeton	L 21-28
1/6	Bucknell	W 38-25
1/9	at Rutgers	L 20-30
1/10	at C.C.N.Y.	L 21-22
1/24	at R.P.I.	W 19-18
1/31	Rochester	W 37-20
2/5	at Williams	W 26-19
2/6	at Trinity	W 30-14
2/7	at Crescents A.C.	W 33-23
2/11	C.C.N.Y.	W 41-14
2/14	at Fordham	canc.
2/13	at Union	W 22-12
2/17	West Virginia	W 29-15
2/21	Union	W 19-11
2/28	at Colgate	W 34-26
3/6	at Rochester	W 23-13
3/10	Columbia	W 32-14
3/13	Colgate	W 31-27

Coach: Edmund Dollard

1920-21 (12-9)

12/18	Buffalo	W 24-16
12/21	Princeton	L 21-27
12/28	Yale	W 23-11
1/7	at N.Y.U.	L 19-36
1/8	at Pennsylvania	L 8-14
1/11	at Cornell	L 13-24
1/21	West Virginia	W 27-18
1/22	at Union	W 25-24
1/29	at R.P.I.	W 22-6
2/4	at Buffalo	L 10-18
2/5	at Rochester	W 24-12
2/11	Pittsburgh	W 39-28
2/12	at Colgate	L 28-30
2/16	Dartmouth	W 24-21
2/19	Rochester	W 31-18
2/22	Union	W 33-17
2/24	at Crescents A.C.	L 17-26
2/25	at C.C.N.Y.	L 28-31
3/5	Cornell	L 19-23
3/10	Columbia	W 21-13
3/12	Colgate	W 28-16

Coach: Edmund Dollard

1921-22 (16-8)

12/10	Clarkson	W 29-9
12/16	Pennsylvania	L 17-26
12/28	Columbia	W 24-20
12/30	at Pittsburgh	W 32-28
12/31	at Geneva	W 26-18
1/7	Toronto	W 20-15
1/10	at Cornell	L 18-24
1/14	Union	W 20-5
1/21	Hamilton	W 29-11
1/28	Princeton	L 19-25
2/1	at Pennsylvania	L 20-25
2/4	Rochester	W 32-19
2/8	C.C.N.Y.	W 15-14
2/11	Colgate	L 21-36
2/16	Oberlin	W 28-21
2/17	at Trinity	W 30-29
2/18	at C.C.N.Y.	L 18-28
2/24	Pittsburgh	W 25-21
2/25	Rochester	W 13-12 OT
3/2	Creighton	W 29-20
3/4	at Union	L 15-16
3/8	Cornell	L 12-23
3/11	at R.P.I.	W 21-14
3/18	at Colgate	W 20-18

Coach: Edmund Dollard

1922-23 (8-12)

12/9	Clarkson	W 21-20
12/14	Hobart	W 12-8
12/16	Maine	W 17-13
12/19	St. Lawrence	W 29-21
1/4	Heinz House	W 39-30
1/5	at Pittsburgh	L 23-30
1/6	Penn State	L 15-32
1/9	at Cornell	L 9-19
1/13	C.C.N.Y.	W 31-30
1/20	Rochester	L 29-32
1/27	Princeton	L 23-28
2/3	Pennsylvania	L 17-24
2/10	vs. Colgate at Utica	L 23-26
2/13	Cornell	L 17-24
2/16	Crescent A.C.	L 14-20
2/17	C.C.N.Y.	L 21-50
2/23	Penn State	L 14-44
3/1	Rochester	W 30-11
3/3	Lehigh	W 28-16
3/10	Colgate	L 16-18

Coach: Edmund Dollard


SYRACUSE

Game-By-Game Scores

1923-24 (8-10)

12/8	Clarkson	L	26-30
12/15	St. Bonaventure	W	29-12
12/18	St. Lawrence	W	17-12
12/22	Cornell	L	10-28
1/4	Dartmouth	W	18-16
1/8	at Cornell	L	15-19
<i>Ithaca Army, Ithaca, NY</i>			
1/12	Rochester	L	23-25
1/19	Mexico City YMCA	W	39-13
1/26	at Rochester	W	23-20
2/2	at Army	L	25-31
2/4	at Springfield	L	18-35
2/5	at Harvard	L	24-33
2/9	at Colgate	W	34-26
2/15	Oberlin	W	24-18
2/23	Hobart	W	49-15
3/1	Penn State	L	22-25
3/8	Colgate	L	19-22
3/15	at Penn State	L	22-37

Coach: Edmund Dollard



Lewis Andreas

1924-50

Andreas ranks second among Syracuse coaches in career wins (358) and winning percentage (.726). The Orange made the program's first two NIT appearances (1945-46, 1949-50) under Andreas.

1924-25 (15-2)

12/12	St. Lawrence	W	32-26
12/16	Hobart	W	56-14
1/10	Toronto	W	49-19
1/17	Clarkson	W	33-23
1/24	Rochester	W	29-18
1/31	at Army	W	36-24
2/7	at Rochester	W	27-20
2/11	Niagara	W	35-20
2/14	at Colgate	W	27-24
2/18	at Hobart	W	44-36
2/21	Pittsburgh	W	31-22
2/23	at Pennsylvania	L	18-21
2/24	7th Regiment NYC	W	31-15
2/25	at Penn State	L	22-24
2/28	Stevens Tech	W	26-15
3/7	Colgate	W	34-28
3/14	Penn State	W	38-27

Coach: Lewis P. Andreas



1925-26 Helms Foundation Champions

First row (l-r): Charles Eismann, Philip Rakov, Vic Hanson, Charles Lee, Stanley Richtmyer. **Second row:** freshman coach Charles McCarthy, Green, Rosen, Jenkins, Gordon Mahley, coach Lewis Andreas, Peter Tengi, Milburn Rosser, George Rourke, and manager Wickham Crocker.

1925-26 (19-1)

12/9	Hobart	W	34-10
12/12	Clarkson	W	61-14
12/16	Niagara	W	24-18
12/22	at Buffalo	W	29-25
12/29	Pennsylvania	W	30-25
1/1	Princeton	W	32-17
1/6	at Cornell	W	34-23
1/9	Buffalo	W	24-23
1/16	N.Y.U.	W	40-20
1/20	Cornell	W	35-20
1/30	at Army	W	23-20
2/4	Rutgers	W	42-25
2/6	Michigan	W	36-32
2/13	at Colgate	W	28-26
2/19	Rochester	W	28-22
2/24	at Penn State	L	31-37
2/26	at Rochester	W	30-22
3/3	St. Lawrence	W	24-18
3/6	Penn State	W	29-12
3/13	Colgate	W	29-12

Coach: Lewis P. Andreas

1926-27 (15-4)

12/11	Hobart	W	51-11
12/14	Rochester	W	40-26
12/17	Clarkson	W	47-11
12/25	Pennsylvania	W	33-16
1/1	at Michigan	L	27-31
1/3	vs. Wisconsin at Cleveland, OH	L	24-31
1/8	Pittsburgh	L	28-29 OT
1/12	at Cornell	W	36-28
1/18	St. Lawrence	W	37-24
1/31	Niagara	W	29-23
2/5	Amherst	W	33-21
2/9	at Hobart	W	36-19
2/12	at Colgate	W	33-13
2/16	at Pennsylvania	L	22-29
2/19	Alfred	W	56-21
2/25	at Rochester	W	32-24
3/2	Union	W	53-22
3/5	Penn State	W	48-21
3/12	Colgate	W	22-16

Coach: Lewis P. Andreas

1927-28 (10-6)

12/10	Hobart	W	28-19
12/14	Alfred	W	29-9
12/17	Rochester	W	20-19
1/6	at Pittsburgh	L	24-45
1/7	at Penn State	W	27-26
1/11	at Union	W	25-23
1/14	Fordham	L	29-31
1/18	at Hobart	W	47-19
2/4	at Pennsylvania	L	21-29
2/11	at Colgate	L	29-31
2/15	Clarkson	W	34-12
2/22	St. Lawrence	L	21-30
2/24	Rochester	L	24-37
2/25	Penn State	W	28-14
3/3	Cornell	W	29-27
3/10	Colgate	W	28-15

Coach: Lewis P. Andreas

1928-29 (11-4)

1/4	Cornell	W	31-19
1/8	at Cornell	W	39-29
1/11	at Fordham	L	14-35
1/16	Rochester	W	28-23
1/18	N.Y.U.	W	29-18
2/2	Michigan State	W	24-17
2/9	at Colgate	W	27-25
2/13	St. Lawrence	W	43-11
2/15	Creighton	L	25-31
2/16	Creighton	W	35-29
2/21	at Rochester	W	38-33
2/23	at Penn State	L	26-35
2/27	at Hobart	W	40-18
3/2	Penn State	W	26-23
3/9	Colgate	L	23-33

Coach: Lewis P. Andreas

1929-30 (18-2)

12/14	Alfred	W	47-18
12/17	Ohio	W	41-25
12/24	Dartmouth	W	42-23
1/1	at Michigan State	W	21-19
1/3	at Creighton	L	27-31
1/4	at Creighton	W	27-25
1/10	Fordham	W	35-15
1/15	Rochester	W	49-18
1/18	at Pennsylvania	W	30-27
2/1	Pittsburgh	W	40-29
2/5	St. Lawrence	W	33-15
2/8	at Colgate	W	33-14
2/11	at Cornell	W	41-25
2/15	Georgetown	W	40-18
2/20	at Penn State	W	40-26
2/22	at Columbia	L	31-34
2/28	at Rochester	W	46-27
3/1	Penn State	W	44-26
3/5	Cornell	W	56-24
3/8	Colgate	W	26-21

Coach: Lewis P. Andreas

1930-31 (16-4)

12/13	at Dartmouth	L	29-36
12/17	Toronto	W	45-21
12/20	Western Reserve	W	46-28
12/23	Columbia	W	32-28
12/27	at Pittsburgh	L	28-31
1/7	at Fordham	W	33-22
1/10	Lehigh	W	51-23
1/13	Cornell	W	46-27
1/17	St. John's	L	16-25
1/20	at Penn State	W	50-33
1/31	at Pennsylvania	W	24-21
2/7	at Colgate	W	39-24
2/11	St. Lawrence	W	44-19
2/13	at Rochester	W	52-21
2/14	Rochester	W	51-27
2/20	Creighton	W	29-24
2/21	Creighton	L	24-30
2/28	Penn State	W	47-29
3/2	Notre Dame	W	28-23 OT
3/7	Colgate	W	41-25

Coach: Lewis P. Andreas

1931-32 (13-8)

12/5	Queens	W	39-11
12/16	Toronto	W	44-14
12/19	Pennsylvania	W	25-23
12/21	Dartmouth	L	19-28
12/31	Lehigh	W	34-17
1/2	Michigan	W	33-30
1/6	at Rutgers	W	20-19
1/9	Pittsburgh	W	32-28
1/11	Rochester	W	31-14
1/13	Fordham	W	22-16
1/16	at Colgate	L	17-18
1/19	at Cornell	L	26-28
1/30	at Penn State	L	33-41
2/5	at Creighton	W	25-19
2/6	at Creighton	L	7-30
2/10	at Notre Dame	L	18-26
2/17	St. Lawrence	L	24-30
2/20	at Rochester	W	29-11
2/24	Mass. Agriculture	W	43-19
2/27	Penn State	W	43-33
3/5	Colgate	L	36-37

Coach: Lewis P. Andreas

1932-33 (14-2)

12/30	at Buffalo	W	37-24
12/31	at Western Reserve	L	29-44
1/2	at Michigan	W	31-28
1/3	at Michigan State	L	16-23
1/10	at Manhattan	W	32-25
1/11	at Fordham	W	32-22
1/14	Rutgers	W	43-23
1/18	Cornell	W	34-31
1/28	at Pennsylvania	W	34-22
2/4	at Colgate	W	35-27
2/9	Oberlin	W	46-29
2/11	Rochester	W	22-11
2/14	Buffalo	W	48-22
2/18	Niagara	W	37-16
3/4	Penn State	W	44-29
3/11	Colgate	W	41-23

Coach: Lewis P. Andreas

1933-34 (15-2)

12/9	Alumni	W	40-23
12/13	Clarkson	W	41-23
12/18	Toronto	W	49-22
12/30	at Buffalo	W	42-23
1/5	Princeton	W	34-26
1/13	Michigan State	W	27-21
1/17	Union	W	36-11
1/20	at Colgate	L	16-21
1/27	at Pennsylvania	L	22-28
<i>The Palestra, Philadelphia, PA</i>			
2/7	at Cornell	W	37-32
2/10	Fordham	W	29-24
2/17	Western Reserve	W	33-13
2/21	Niagara	W	51-15
2/24	at Penn State	W	31-23
2/28	Buffalo	W	62-23
3/3	Ithaca	W	56-23
3/10	Colgate	W	43-15

Coach: Lewis P. Andreas

SYRACUSE

Game-By-Game Scores

1934-35 (15-2)

12/8	Alumni	W 68-42
12/15	Springfield	W 47-22
1/2	Michigan	W 44-23
1/5	Dartmouth	W 57-29
1/12	at Rutgers	W 40-35
1/16	Cornell	W 50-35
1/19	at Pennsylvania	L 22-34
1/23	at Union	W 28-21
2/1	at Fordham	L 24-27
2/6	Clarkson	W 40-21
2/9	at Colgate	W 27-23
2/15	at Princeton	W 29-18
2/16	at Army	W 37-24
2/20	Niagara	W 38-35
2/23	Harvard	W 33-28
3/2	Penn State	W 47-34
3/9	Colgate	W 37-16

Coach: Lewis P. Andreas

1935-36 (12-5)

12/11	Alfred	W 37-31
12/14	Pennsylvania	W 39-30
12/21	Harvard	W 40-20
1/1	Michigan State	W 38-34
1/4	Princeton	W 55-30
1/8	at Cornell	W 47-32
1/11	at Rochester	W 37-33
1/15	at Penn State	L 33-34
1/20	Notre Dame	L 43-46
2/5	at Dartmouth	W 40-30
2/8	at Colgate	W 42-37
2/15	Army	W 45-32
2/19	at Rutgers	W 42-40 OT
2/22	N.Y.S. Teachers	W 44-21
2/26	at St. Lawrence	L 29-35
2/29	Niagara	L 30-34
3/7	Colgate	L 32-37

Coach: Lewis P. Andreas

1936-37 (13-4)

12/10	Toronto	W 44-23
12/12	St. Lawrence	W 40-31
12/17	Dartmouth	W 42-29
1/13	Alfred	W 46-23
1/15	Harvard	W 52-18
1/16	at Western Reserve	W 35-21
1/18	at Notre Dame	L 31-52
1/19	at Michigan State	L 30-36
1/23	at Princeton	W 45-35
2/6	at Colgate	W 39-35
2/13	Georgetown	L 36-45
2/17	at Army	L 37-38
2/20	at Pennsylvania	W 39-35
2/24	Cornell	W 51-44
2/27	Penn State	W 39-26
3/3	Niagara	W 46-33
3/6	Colgate	W 44-32

Coach: Lewis P. Andreas

1937-38 (14-5)

12/2	Alumni	W 55-33
12/8	Toronto	W 49-31
12/11	St. Lawrence	W 45-29
12/15	Niagara	W 54-38
12/29	Creighton	W 56-39
1/1	Princeton	W 40-32
1/8	Pittsburgh	L 47-49
1/15	Michigan State	W 59-46
1/19	at Pennsylvania	W 42-39
1/27	at Niagara	W 25-23
1/29	Georgetown	W 43-26
2/5	at Colgate	W 47-45
2/9	at Army	W 36-31
2/12	Western Reserve	L 32-34
2/16	at Dartmouth	L 41-51
2/19	at Buffalo	W 63-29
2/26	at Penn State	L 32-38
3/2	at Cornell	L 38-40
3/5	Colgate	W 46-36

Coach: Lewis P. Andreas

1938-39 (15-4)

11/30	Alumni	W 42-25
12/8	Toronto	W 50-17
12/14	at Penn State	L 19-33
12/16	Clarkson	W 40-17
12/19	vs. Michigan at White Plains, NY	L 37-39
12/31	Penn State	W 43-23
1/5	at Cornell	W 41-30
1/11	at Princeton	W 45-30
1/14	Fordham	W 57-22
1/28	Georgetown	W 45-43
2/1	at Manhattan	W 42-31
	Madison Square Garden, New York, NY	
2/4	at Colgate	W 60-44
2/8	Cornell	W 36-32
2/11	at Navy	W 42-35
2/13	Notre Dame	L 34-35 OT
2/15	at Army	L 28-43
2/18	Niagara	W 54-42
2/22	at Pennsylvania	W 49-38
3/4	Colgate	W 51-32

Coach: Lewis P. Andreas

1939-40 (10-8)

12/6	Toronto	W 54-36
12/14	Clarkson	W 51-21
12/19	Cornell	W 27-26
12/22	Princeton	L 36-38
1/3	at N.Y.U.	L 39-53
	Madison Square Garden, New York, NY	
1/6	at Notre Dame	L 29-33
1/8	at Michigan State	L 29-31
1/12	at Fordham	L 34-42
1/17	at Penn State	W 27-24
1/27	Pennsylvania	W 46-32
2/1	Georgetown	W 38-33
2/7	St. Lawrence	W 49-37
2/10	at Colgate	W 45-44
2/13	Niagara	L 27-35
2/17	Penn State	W 34-29
2/21	at Army	L 46-47
2/28	Rochester	W 61-47
3/2	Colgate	L 39-49

Coach: Lewis P. Andreas

1940-41 (14-5)

12/4	Alumni	W 58-28
12/6	Buffalo State	W 47-19
12/11	Clarkson	W 64-21
12/17	St. Lawrence	W 64-34
12/21	at N.Y.U.	L 42-49
	Madison Square Garden, New York, NY	
1/10	Fordham	W 60-44
1/15	at Penn State	L 25-44
1/18	at Rochester	L 32-33
1/20	Notre Dame	L 49-54 OT
1/30	at Princeton	W 34-24
2/1	at Pennsylvania	W 37-30
2/3	at Rutgers	W 55-47
2/5	Georgetown	W 49-43
2/8	at Colgate	L 37-50
2/15	Penn State	W 39-27
2/19	Niagara	W 44-35
2/22	N.Y.U.	W 48-46
2/25	at Cornell	W 33-32 OT
3/1	Colgate	W 47-41

Coach: Lewis P. Andreas

1941-42 (15-6)

12/6	vs. Springfield at Cortland	W 68-49
12/10	Buffalo State	W 67-25
12/13	Manhattan	W 41-35
12/17	at Penn State	L 29-37
12/20	at N.Y.U.	L 31-34
	Madison Square Garden, New York, NY	
12/27	Michigan State	L 31-33
1/3	Princeton	W 38-32
1/5	at Cornell	W 46-38
1/10	at Niagara	W 44-33
	Memorial Auditorium, Buffalo, NY	
1/12	at Notre Dame	L 35-51

1/14	Marquette	W 41-29
1/17	at Temple	W 42-34
	Convention Hall, Philadelphia, PA	
1/19	at Fordham	W 50-43
	Madison Square Garden, New York, NY	
1/31	at Pennsylvania	W 43-27
	The Palestra, Philadelphia, PA	
2/5	Georgetown	W 55-44
2/7	at Colgate	W 62-32
2/10	Cornell	W 40-33
2/13	Penn State	L 36-37
2/21	Rutgers	W 54-43
2/25	Niagara	L 24-36
2/28	Colgate	W 48-31

Coach: Lewis P. Andreas

1942-43 (8-10)

12/16	Western Reserve	W 52-24
12/19	at N.Y.U.	L 31-38
	Madison Square Garden, New York, NY	
12/21	at Manhattan	L 42-43
1/6	Temple	L 44-45
1/9	at Niagara	L 38-52
1/13	at Penn State	L 28-42
1/16	Fordham	L 38-55
1/18	at Cornell	W 52-51
1/30	at Temple	W 40-32
2/1	at Georgetown	L 38-65
2/6	at Colgate	W 58-41
2/8	N.Y.U.	L 51-55
2/10	Cornell	W 48-40
2/17	Niagara	W 49-47
2/20	at Marquette	L 48-50
2/24	West Virginia	W 63-46
2/27	Colgate	W 77-43
3/4	Georgetown	L 46-47 OT
3/13	Penn State	canc.

Coach: Lewis P. Andreas

1943-44

Basketball Suspended

1944-45 (7-12)

12/6	Cortland State	W 47-29
12/9	Hobart	W 55-51
12/15	at Cortland State	W 49-31
12/20	St. Lawrence	W 63-37
1/3	at Rochester	W 44-42
1/6	at Temple	L 33-62
1/10	at C.C.N.Y.	L 42-48
	Madison Square Garden, New York, NY	
1/13	at Sampson Navy	L 28-49
1/17	Colgate	L 52-55
1/20	vs. St. John's	L 35-58
	Memorial Auditorium, Buffalo, NY	
1/24	Rochester	W 47-45
1/27	at Cornell	L 25-27
1/31	at St. Joseph's	L 37-45
2/10	at Canisius	L 45-58
	Memorial Auditorium, Buffalo, NY	
2/12	Cornell	L 33-38
2/17	at Colgate	L 35-44
2/21	Temple	L 31-49
2/24	Sampson Navy	W 45-43
2/28	Canisius	L 46-52

Coach: Lewis P. Andreas

1945-46 (23-4)

12/5	Cortland	W 76-41
12/8	Oswego Teachers	W106-25
12/12	at Cortland	W 74-45
12/15	St. Lawrence	W 86-25
12/19	Clarkson	W 73-28
12/21	Union	W 69-28
12/29	at Sampson Navy	L 38-39
12/31	Western Ontario	W 65-34
1/2	at Michigan State	L 48-76
1/5	Rochester	W 68-49
1/9	Niagara	W 61-29
1/11	Sampson Navy	W 48-46
1/16	at St. John's	W 52-43
	Madison Square Garden, New York, NY	
1/19	Temple	W 53-52

1/23	Cornell	W 63-45
1/26	Villanova	W 44-33
1/30	Union	W 69-31
2/2	Rochester	W 61-43
2/6	Colgate	W 69-51
2/10	at Canisius	L 41-43
2/12	at Clarkson	W 73-37
2/16	at Cornell	W 61-53
2/20	Manhattan	W 59-36
2/23	at Colgate	W 70-60
2/27	Canisius	W 62-32
3/2	R.P.I.	W 69-29

NIT, New York, NY

3/16	vs. Muhlenberg	L 41-47
------	----------------	---------

Coach: Lewis P. Andreas

Leading Scorer: Billy Gabor (14.6 ppg.)

1946-47 (19-6)

12/11	Boston U.	W 73-46
12/13	Toronto	W 84-39
12/14	St. Lawrence	W 77-42
12/17	Springfield	W 76-52
12/20	Ohio Wesleyan	W 74-47
12/21	Bowling Green	W 72-70 OT
12/28	at Rochester	W 50-38
12/31	Michigan State	L 57-61 OT
1/4	Princeton	W 57-48
1/6	Yale	W 62-40
1/8	Cornell	W 52-48
1/16	at Manhattan	W 65-53
	Madison Square Garden, New York, NY	
1/18	at Temple	L 43-49
	Convention Hall, Philadelphia, PA	
1/25	Clarkson	W 81-53
1/29	at St. Lawrence	W 58-42
2/8	at Canisius	W 45-40
	Memorial Auditorium, Buffalo, NY	
2/12	at R.P.I.	W 62-46
2/15	at Colgate	W 66-65
2/19	St. Joseph's	L 52-53
2/21	Rutgers	W 80-71
2/26	Canisius	L 58-67
3/1	Colgate	L 44-50
3/5	Niagara	W 59-57
3/8	at Cornell	W 45-30

NCAA District II Playoff, Troy Armory, Troy, NY

3/14	vs. C.C.N.Y.	L 59-61
------	--------------	---------

Coach: Lewis P. Andreas

Leading Scorer: Billy Gabor (16.3 ppg.)

1947-48 (11-13)

12/5	Brigham Young	W 74-52
12/10	St. Joseph's	W 63-51
12/13	Loyola-Chicago	L 37-59
12/16	at Boston U.	W 63-54
	Boston Garden, Boston, MA	
12/20	Quantico Marines	W 54-46
	National Collegiate Basketball Tournament, Los Angeles, CA	
12/26	vs. Loyola Marymount	W 69-55
12/28	vs. Brigham Young	W 53-45
12/30	vs. Marshall	L 44-46
1/7	at Cornell	L 43-46
1/10	Penn State	W 49-43
1/13	at C.C.N.Y.	L 55-61
	Madison Square Garden, New York, NY	
1/17	at Princeton	L 55-56
1/28	Seton Hall	L 55-56
1/31	Fordham	W 78-65
2/4	Temple	L 56-63
2/7	at Penn State	L 35-40
2/11	Rochester	W 81-46
2/14	Bowling Green	L 53-63
2/18	Colgate	L 56-59
2/21	at Canisius	L 48-55
2/25	Cornell	W 58-52
3/3	Niagara	W 72-59
3/6	at Colgate	L 65-69
3/10	Canisius	L 58-59

Coach: Lewis P. Andreas

Leading Scorer: Billy Gabor (14.4 ppg.)

Game-By-Game Scores

1948-49 (18-7)

				Ranking
				SU Opp
12/4	Toronto	W	76-34	
12/4	Ithaca	W	81-41	
12/9	Denver	L	63-65	
12/11	Quantico Marines	W	64-50	
12/18	Boston University	W	64-50	
12/22	Iowa State	W	67-46	
12/23	Oklahoma	W	55-49	
1/4	at Cornell	W	49-44	
1/6	at Canisius	L	52-59	
1/8	Lawrence Tech	W	91-39	
1/13	at N.Y.U.	L	45-68	
	Madison Square Garden, New York, NY			
1/15	Temple	W	59-44	
1/29	at Temple	L	65-77	
	Convention Hall, Philadelphia, PA			
2/2	Fordham	W	76-42	
2/5	at Penn State	L	47-63	
2/9	Duquesne	W	65-58	20
2/12	at Rutgers	W	71-57	
2/14	at Seton Hall	W	56-54	
2/19	at Colgate	L	67-71	
2/23	Cornell	W	70-58	
2/26	Penn State	W	49-47	
2/28	C.C.N.Y.	L	49-53	
3/2	Canisius	W	70-58	
3/5	Colgate	W	79-61	
3/8	Niagara	W	70-60	

Coach: Lewis P. Andreas

Leading Scorer: Jack Kiley (14.0 ppg.)

1949-50 (18-9)

				Ranking
				SU Opp
12/2	Toronto	W	79-45	
12/7	Quantico Marines	W	84-48	
12/10	Columbia	W	60-48	
12/17	Rutgers	W	72-53	
12/19	Princeton	W	80-48	
12/21	Pennsylvania	W	91-65	
12/27	Brown	W	54-52	
12/30	Holy Cross	L	58-71	
1/7	at Temple	L	52-55	
1/9	Loyola-Chicago	L	59-71	
1/11	at Cornell	L	56-67	
1/14	Niagara	W	62-49	
1/28	at Penn State	L	61-67	
2/2	Fordham	W	70-61	
2/4	at Canisius	W	59-49	
2/8	at Niagara	W	60-55	
2/11	Army	W	73-53	
2/14	N.Y.U.	W	61-49	
2/18	at Colgate	W	77-62	
2/21	Cornell	L	55-68	
2/23	at C.C.N.Y.	W	83-74	20
	Madison Square Garden, New York, NY			
2/25	Penn State	W	46-44	
3/1	Temple	W	105-76	
3/4	Colgate	L	63-65	
3/8	Canisius	L	64-65	

NIT, New York, NY

3/11	vs. Long Island	W	80-52	13
3/13	vs. Bradley	L	66-78	1

Coach: Lewis P. Andreas

Leading Scorer: Jack Kiley (16.3 ppg.)



War Memorial (1951-52, 1955-62)

Syracuse used what is now known as the Onondaga County War Memorial (above), and the New York State Fair Coliseum, while Archbold Gym was reconstructed following a fire. The Orange returned to the 7,000-seat War Memorial in 1955.



Marc Guley 1950-62

He guided Syracuse to its first NCAA Tournament berth in the 1956-57 season. Guley logged 12 years at the helm.

1950-51 (19-9)

				Ranking
				SU Opp
12/2	Toronto	W	101-39	
12/5	Rider	W	72-54	
12/9	at Penn State	W	61-59	
12/11	at Duquesne	L	36-43	
12/13	Queens	W	100-22	
12/15	at John Carroll	W	65-63	
12/16	at Baldwin-Wallace	L	75-77	
12/18	at Niagara	W	77-70	
12/20	Temple	W	82-69	
	Sugar Bowl Tournament, New Orleans, LA			
12/29	vs. Bradley	L	64-72	2
12/30	vs. Kentucky	L	59-69	
1/6	at St. John's	L	53-63	11
	Madison Square Garden, New York, NY			
1/8	Creighton	W	66-46	
1/13	at Pennsylvania	L	67-71	
1/27	Seton Hall	L	44-45	
1/31	St. Bonaventure	W	62-56	
2/3	Niagara	L	70-71	
2/7	at Cornell	W	67-55	14
2/14	at Army	W	64-57	
2/17	at Colgate	W	70-59	
2/22	at Canisius	W	71-59	
2/24	Penn State	W	50-46	
2/28	Cornell	W	71-64	
3/3	Colgate	W	83-80	
3/7	Canisius	L	66-69	

National Campus Tournament, Peoria, IL

3/28	vs. Toledo	W	69-52
3/30	vs. Utah	W	74-57
3/31	at Bradley	W	76-75

Coach: Marc Guley

Leading Scorer: Jack Kiley (14.4 ppg.)

1951-52 (14-6)

				Ranking
				SU Opp
12/1	at Canisius	W	92-76	
12/10	Brigham Young	W	63-58	
	Onondaga County War Memorial			
12/12	at Niagara	W	90-76	
12/18	Dartmouth	W	94-57	
	Onondaga County War Memorial			
12/21	Loyola of the South	W	84-65	
	Onondaga County War Memorial			
1/5	at Cornell	W	81-79	19
1/9	at Pittsburgh	L	49-72	14
1/10	at Penn State	L	57-61	14
1/12	Duquesne	L	67-78	14 16
2/1	Niagara	W	78-70	
	Onondaga County War Memorial			
2/4	at Holy Cross	L	75-80	17
	Boston Garden, Boston, MA			
2/7	at N.Y.U.	L	78-95	
	Madison Square Garden, New York, NY			
2/9	at Temple	W	64-47	
	Convention Hall, Philadelphia, PA			
2/16	at Colgate	L	58-71	
2/20	at Army	W	98-64	
2/23	Penn State	W	76-72	13
2/27	Cornell	W	57-50	
3/1	Colgate	W	90-76	
	Onondaga County War Memorial			
3/5	Pennsylvania	W	94-76	
	Onondaga County War Memorial			
3/11	Canisius	W	71-61	
	Onondaga County War Memorial			

Coach: Marc Guley

Leading Scorer: Ed Miller (14.0 ppg.)

Game-By-Game Scores

1952-53 (7-11)

					Ranking SU Opp
12/6	at Canisius	W	78-73		
12/17	at Niagara	L	45-65		
12/27	at West Virginia	L	63-71		
12/30	at Rochester	W	70-66		
1/3	at St. John's	L	84-97 OT		
	Madison Square Garden, New York, NY				
1/7	at Penn State	L	62-71		
1/10	Temple	L	66-74		
1/16	at Fordham	L	70-92		7
1/31	Army	W	78-66		
2/4	at Cornell	L	65-69		
2/7	Holy Cross	W	86-78		17
2/10	Niagara	W	86-78		17
2/14	at Colgate	L	88-106		
2/19	at Pennsylvania	L	67-71		
2/21	Penn State	L	74-78		
2/24	Canisius	W	88-76		
2/28	Colgate	L	84-89		
3/3	Cornell	W	66-57		

Coach: Marc Guley

Leading Scorer: Frank Reddout (16.8 ppg.)



1956-57 NCAA Region Finalists

First row (l-r): Ron McCane, Ted Parke, Vince Cohen, Larry Loudis, Vince Albanese, Wayne Leach, Bill Houghton, Bruce Schmelzer. **Second row:** Freshmen coach Andy Mogish, Manny Breland, Hal Noyes, Gary Clark, Jim Snyder, Gary Evans, Jon Cincebox, Dave Hollenbeck, Maury Youmans, George Crofoot, head coach Marc Guley.

1953-54 (10-9)

					Ranking SU Opp
11/28	Ithaca	W	88-68		
12/5	at Canisius	W	61-52		
12/12	at N.Y.U.	L	73-78		
	Madison Square Garden, New York, NY				
12/16	at Niagara	L	62-90		18
12/19	Yale	W	81-67		
12/30	at Cornell	W	81-77 OT		
12/31	Princeton	L	77-80		
1/2	at Rochester	W	80-69		
1/6	at Penn State	L	63-77		
1/9	Pittsburgh	W	80-65		
1/13	Cornell	W	71-69		
1/16	Fordham	L	75-95		
2/2	Niagara	L	70-90		
2/6	at Army	L	71-77		
2/10	Pennsylvania	L	73-78		
2/13	at Colgate	W	85-83		
2/17	Canisius	W	70-81		
2/20	Penn State	W	71-69		
2/27	Colgate	W	106-85		

Coach: Marc Guley

Leading Scorer: Mel Besdin (16.1 ppg.)

1954-55 (10-11)

					Ranking SU Opp
12/4	at Canisius	L	68-88		
12/8	at Fordham	L	56-60		
12/10	Harvard	W	63-56		
12/16	at Niagara	L	74-99		10
12/18	Brown	W	74-60		
12/21	Cornell	L	62-72		
	Holiday Festival, New York, NY				
12/28	vs. La Salle	L	54-103		3
12/29	vs. Niagara	L	70-91		10
1/4	Columbia	L	74-75 OT		
1/8	Sampson A.F. Base	W	92-77		
1/11	at Pittsburgh	W	91-85		
1/12	at Penn State	L	85-107		
2/2	at Navy	L	79-91		
2/4	Holy Cross	W	74-70		14
2/8	Niagara	W	87-83		16
2/12	at Colgate	L	74-77 OT		
2/16	at Cornell	W	78-61		
2/18	Penn State	W	83-60		
2/23	at Pennsylvania	L	86-87 2OT		
2/26	Colgate	W	97-95 OT		
3/2	Canisius	W	84-68		

Coach: Marc Guley

Leading Scorer: Vinnie Cohen (15.8 ppg.)

1955-56 (14-8)

					Ranking SU Opp
12/3	at Canisius	L	75-87		
12/10	Fordham	W	85-69		
12/14	at Niagara	W	84-71		
12/17	Brown	W	68-49		
	Holiday Festival, New York, NY				
12/26	vs. Holy Cross	L	74-87		7
12/28	vs. La Salle	L	72-75		
12/30	vs. Fordham	W	79-61		
1/4	at Cornell	W	85-67		
1/7	at Navy	W	71-65		
1/11	at Penn State	W	71-64		
1/13	at La Salle	L	64-71		
1/27	Connecticut	W	102-82		
2/1	Cornell	W	96-94 OT		
2/4	Pittsburgh	W	82-79		
2/7	at Harvard	W	86-65		
2/8	at Holy Cross	L	85-100		13
2/11	at Colgate	W	77-70		
2/17	Penn State	W	75-66		
2/22	Niagara	L	80-86		
2/25	Colgate	L	67-73		
2/29	Canisius	L	73-76		
3/2	Rhode Island	W	106-82		

Coach: Marc Guley

Leading Scorer: Vinnie Cohen (18.2 ppg.)

1956-57 (18-7)

					Ranking SU Opp
12/1	at Canisius	L	64-79		
12/8	Columbia	L	70-71		
12/12	Niagara	W	82-79		
12/15	at Manhattan	W	72-69		
	Madison Square Garden, New York, NY				
12/19	Cornell	W	86-59		
	Round Robin, Boston, MA				
12/21	at Holy Cross	W	95-66		
12/22	vs. Dartmouth	W	86-63		
1/7	at Connecticut	W	79-78		
1/9	at Fordham	W	93-76		
1/12	Boston U.	W	87-69		
1/14	at Pittsburgh	L	64-76		
1/16	at Penn State	W	75-45		
1/19	La Salle	W	94-82		
2/2	N.Y.U.	W	94-90		
2/8	Holy Cross	W	82-66		

2/9	Army	W	74-72
2/16	at Colgate	L	83-84 2OT
2/20	Canisius	L	65-67
2/23	Penn State	W	66-55
2/27	at Niagara	L	74-79
3/2	Colgate	W	100-70
3/6	at Cornell	W	69-58

NCAA Tournament, New York, NY

3/12 vs. Connecticut W 82-76

NCAA Tournament, Philadelphia, PA

3/15 vs. Lafayette W 75-71

3/16 vs. North Carolina L 58-67

Coach: Marc Guley

Leading Scorer: Vinnie Cohen (24.2 ppg.)

Leading Rebounder: Jon Cincebox (11.8 rpg.)

1957-58 (11-10)

					Ranking SU Opp
12/7	at N.Y.U.	W	73-58		17
	Madison Square Garden, New York, NY				
12/11	Columbia	W	55-50		17
12/14	Cornell	L	54-60		17
12/18	Niagara	L	61-78		
12/20	at Cornell	L	69-70 OT		
	Queen City Tournament, Buffalo, NY				
12/28	at Canisius	W	83-73		
12/30	vs. Iowa	L	52-58		20
1/4	at La Salle	L	55-59 OT		20
	The Palestra, Philadelphia, PA				
1/8	Fordham	L	79-81		
1/11	Pittsburgh	L	68-71		
1/15	at Holy Cross	L	71-80		
1/18	Manhattan	W	77-69		
1/31	Georgetown	W	62-46		
	Jefferson Street Armory				
2/5	at Army	W	75-63		
2/12	at Penn State	L	60-66		
2/15	Colgate	W	79-62		
2/21	Penn State	W	45-31		
2/25	Canisius	W	55-41		
2/27	at Colgate	W	66-52		
3/5	at Niagara	L	63-78		
3/8	Connecticut	W	75-70 OT		
	State Fair Coliseum				

Coach: Marc Guley

Leading Scorer: Jon Cincebox (19.1 ppg.)

Leading Rebounder: Jon Cincebox (16.4 rpg.)

Game-By-Game Scores

1958-59 (14-9)

				Ranking
				SU Opp
12/6	Clarkson	W	91-50	
12/10	Columbia	W	90-59	
12/13	at Canisius	W	71-70	
12/17	at Fordham	L	75-80	
12/19	at Cornell	L	74-77	
Holiday Festival, New York, NY				
12/26	vs. St. Joseph's	L	63-72	
12/27	vs. Cornell	W	66-60	
12/29	vs. Holy Cross	W	88-82	
1/6	at Niagara	L	55-70	
1/10	at Pittsburgh	W	70-60	
1/14	La Salle	L	71-79	
1/17	Holy Cross	W	85-71	
1/30	Boston College	L	71-78	
Jefferson Street Armory				
2/4	at Georgetown	L	70-85	
2/7	at Penn State	L	72-81	
2/12	at Manhattan	L	53-71	
Madison Square Garden, New York, NY				
2/14	Colgate	W	97-79	
2/18	at Connecticut	W	72-64	
2/21	Penn State	W	90-73	
2/25	Canisius	W	79-73	
2/28	at Colgate	W	79-68	
3/4	Niagara	W	67-65	
3/7	Cornell	W	76-58	

Coach: Marc Guley

Leading Scorer: Jon Cincebox (19.0 ppg.)

Leading Rebounder: Jon Cincebox (16.4 rpg.)

1959-60 (13-8)

				Ranking
				SU Opp
12/5	at Clarkson	W	85-49	
12/8	at Cornell	W	68-66	
12/12	Alfred	W	95-58	
12/15	at Penn State	L	75-80	
12/19	Cornell	L	81-97	
1/6	Fordham	W	84-65	
1/9	Pittsburgh	W	85-77	
1/13	at La Salle	W	91-84	19
1/16	at Canisius	L	71-84	
2/2	Connecticut	W	65-64	
Kent State Tournament, Kent, OH				
2/4	vs. St. John's	L	68-85	
2/6	Manhattan	L	61-62	
2/10	at Niagara	L	64-83	
2/13	Colgate	W	94-81	
2/17	Canisius	W	74-71	
2/20	at Penn State	W	61-60	
2/24	at Colgate	W	83-71	
2/26	Holy Cross	W	85-80	17
3/2	Niagara	W	73-69	
3/4	at Boston College	L	70-77	
3/5	at Boston University	L	71-72	

Coach: Marc Guley

Leading Scorer: Pete Chudy (15.5 ppg.)

Leading Rebounder: Pete Chudy (9.0 rpg.)

1960-61 (4-19)

				Ranking
				SU Opp
Kent State Tournament, Kent, OH				
12/2	vs. Clemson	L	67-78	
12/3	vs. Massachusetts	W	74-61	
12/8	Colgate	L	52-70	
12/10	at Cornell	L	64-73	
12/20	Penn State	L	58-77	
1/5	at Fordham	L	48-54	
1/7	at Pittsburgh	L	62-79	
1/9	at West Virginia	L	74-94	
1/14	at Canisius	L	78-103	
1/18	Niagara	L	77-97	
1/20	at Alfred	W	79-67	
2/4	vs. Holy Cross at Utica	L	71-100	



Manley Field House (1962-80)

Syracuse men's basketball called the George L. Manley Field House home from 1962 to 1980. During that span it was not a welcoming venue for Syracuse foes. The Orange was 190-30 on the Manley court and posted winning streaks of 36 and 57 games.

2/7	at Buffalo	L	62-77
2/8	at Niagara	L	52-74
2/11	St. John's	L	60-95
2/15	La Salle	L	75-81
2/18	Penn State	W	63-61
2/20	Massachusetts	W	74-66
2/22	Canisius	L	78-83
2/24	at Colgate	L	86-95
3/2	at Manhattan	L	76-82
Madison Square Garden, New York, NY			
3/4	Boston College	L	78-80
3/8	Cornell	L	79-107

Coach: Marc Guley

Leading Scorer: Pete Chudy (20.8 ppg.)

Leading Rebounder: Pete Chudy (8.0 rpg.)

1961-62 (2-22)

				Ranking
				SU Opp
12/2	Fordham	L	56-68	
12/8	Penn State	L	60-77	
12/13	at Cornell	L	68-83	
12/15	at N.Y.U.	L	59-122	
Madison Square Garden, New York, NY				
12/19	at Penn State	L	44-53	
12/21	Pittsburgh	L	63-74	

Motor City Tournament, Detroit, MI

12/29	at Detroit	L	69-97
12/30	vs. DePaul	L	59-96
1/4	at Colgate	L	62-70
1/6	at St. John's	L	55-84
1/9	Buffalo	L	66-68
1/13	at La Salle	L	53-69
The Palestra, Philadelphia, PA			
1/16	Cornell	L	78-86
1/20	vs. Manhattan at Union	L	57-85
2/3	at Canisius	L	60-88
2/7	at Niagara	L	58-90
2/10	at Holy Cross	L	67-76
2/17	West Virginia	L	76-82
2/20	Canisius	L	61-66
2/22	at Massachusetts	L	51-74
2/24	Colgate	L	63-67
2/28	Niagara	L	68-81
3/3	at Boston College	W	73-72
3/5	at Connecticut	W	72-67

Coach: Marc Guley

Leading Scorer: Carl Vernick (16.5 ppg.)

Leading Rebounder: Mannie Klutschkowski (6.8 rpg.)



Fred Lewis

1962-68

Lewis helped resurrect the Orange after taking over in 1962. Following a rebuilding year, he guided SU into the NIT in 1964. The 1965-66 squad, led by Dave Bing, was 22-6 and earned a spot in the NCAA Tournament.

1962-63 (8-13)

				Ranking
				SU Opp
12/1	Kent State	W	36-35	
12/8	at Penn State	L	54-67	
12/12	at Fordham	L	43-57	
12/15	Army	W	59-51	
12/18	at Cornell	L	77-93	
12/20	Rochester	W	60-58	
1/3	at Manhattan	L	68-79	
1/5	at Pittsburgh	L	51-87	
1/12	Penn State	L	49-59	
1/15	at Buffalo	L	61-63	
1/17	Colgate	W	65-57	
2/2	Georgetown	W	76-70	
2/5	Cornell	L	71-80	
2/7	Niagara	W	68-67	
2/9	La Salle	L	66-74	
2/13	Canisius	L	60-71	
2/22	Boston College	W	55-54	
2/27	at Niagara	L	61-82	
3/5	at Colgate	W	100-78	
3/7	Connecticut	L	74-92	
3/9	St. John's	L	48-57	

Coach: Fred Lewis

Leading Scorer: Carl Vernick (16.5 ppg.)

Leading Rebounder: Herb Foster (8.5 rpg.)

SYRACUSE

Game-By-Game Scores



1965-66 NCAA Region Finalists

First row (l-r): Vaughn Harper, Jim Boeheim, Rex Trowbridge, Dick Abelman, Dave Bing, Frank Nicoletti, Sam Panceal, Norm Goldsmith, Rich Dean. **Second row (l-r):** manager Bernie Fine, George Hicker, Val Reid, Tom Benark, head coach Fred Lewis, Tom Ringelmann, Steve Ludd, Richie Cornwall, manager Steve Rochester.

1963-64 (17-8)


				Ranking SU Opp
12/2	Toronto	W	88-33	
12/7	Buffalo	W	91-69	
12/14	at Penn State	L	76-95	
12/17	Cornell	W	86-84	
12/19	E. Kentucky	L	72-90	
12/21	Valparaiso	W	100-66	
Hurricane Classic, Miami, FL				
12/27	vs. Princeton	W	76-71	
12/28	at Miami	W	86-85 OT	
1/4	at St. John's	L	71-84	
1/10	at La Salle	L	61-63	
1/11	at Army	L	68-69	
1/17	Penn State	W	84-82	
1/25	Colgate	W	117-91	
2/1	Manhattan	W	96-65	
2/5	at Niagara	W	83-81 OT	
2/7	Pittsburgh	W	96-84	
2/12	Fordham	W	83-59	
2/15	at Pittsburgh	L	67-69	
2/17	at West Virginia	L	85-104	
2/25	at Cornell	W	89-85	
2/27	at Colgate	W	99-78	
2/29	at Canisius	W	81-64	
3/4	Niagara	W	97-72	
3/6	at Connecticut	W	58-49	
NIT, New York, NY				
3/12	vs. N.Y.U.	L	68-77	
Coach: Fred Lewis				
Leading Scorer: Dave Bing (22.2 ppg.)				
Leading Rebounder: Chuck Richards (9.1 rpg.)				

1964-65 (13-10)

				Ranking SU Opp
12/2	American	W	127-67	7
12/5	at Penn State	L	59-81	7
12/9	Cornell	L	72-73	
12/12	at Kentucky	L	77-110	9
12/14	at E. Kentucky	L	69-79	
12/16	at Louisville	L	62-67	
ECAC Holiday Festival, New York, NY				
12/28	vs. Princeton	L	69-79	
12/30	vs. Manhattan	W	87-64	
1/2	vs. La Salle	L	70-73 OT	
1/5	at Cornell	L	96-106	
1/9	Pittsburgh	W	97-73	
1/13	Colgate	W	91-52	
1/16	La Salle	W	104-81	
1/29	Bowling Green	W	80-79	
2/2	Niagara	W	83-76	
2/4	at Manhattan	L	80-94	
2/6	at Georgetown	W	95-81	
2/13	West Virginia	W	83-81	
2/16	at Colgate	W	93-90 3OT	
2/20	Penn State	L	62-70	
2/23	Canisius	W	79-63	
2/26	St. John's	W	68-59	
3/3	at Niagara	W	95-64	
Coach: Fred Lewis				
Leading Scorer: Dave Bing (23.2 ppg.)				
Leading Rebounder: Dave Bing (12.0 rpg.)				

1965-66 (22-6)

				Ranking SU Opp
12/1	Buffalo State	W	118-68	
12/4	Buffalo	W	110-60	
12/8	at Cornell	W	87-81	
12/11	at Kent State	W	100-86	
12/13	at Bowling Green	W	106-89	
12/16	Penn State	W	103-79	
12/18	Connecticut	W	87-62	
Los Angeles Classic, Los Angeles, CA				
12/28	vs. Vanderbilt	L	98-113	2
12/29	vs. Northwestern	W	105-75	
12/30	vs. St. John's	W	113-97	
1/3	at Creighton	L	87-103	
1/8	Navy	W	83-73	
1/12	at St. John's	L	65-66	
1/15	at La Salle	W	98-85	
1/29	Massachusetts	W	114-72	
2/5	at Canisius	W	90-79	
2/8	Cornell	W	120-85	
2/10	Niagara	W	103-76	
2/14	at Colgate	W	125-105	
2/17	at Pittsburgh	W	83-73	
2/19	at West Virginia	L	95-99 OT	
2/21	Creighton	W	114-104	
2/26	Westminster	W	100-66	
2/28	at Penn State	L	79-80	
3/2	at Niagara	W	93-78	
3/5	Colgate	W	122-88	
NCAA East Region, Raleigh, NC				
3/11	vs. Davidson	W	94-78	
3/12	vs. Duke	L	81-91	
Coach: Fred Lewis				
Leading Scorer: Dave Bing (28.4 ppg.)				
Leading Rebounder: Dave Bing (10.8 rpg.)				



1966-67 (20-6) NIT

				Ranking SU Opp
12/3	at Ga. Washington	W	99-83	
12/6	Cornell	W	99-67	
12/9	Army	W	86-63	
12/14	at Buffalo	W	68-59	
12/16	Penn State	W	77-72	
Christmas Tournament, Boston, MA				
12/20	at Boston College	L	75-87	
12/21	vs. Manhattan	W	99-87	
Quaker City Tournament, Philadelphia, PA				
12/27	vs. La Salle	W	88-84	
12/29	vs. Louisville	L	71-75	2
12/30	vs. Villanova	W	81-71	
1/7	Pittsburgh	W	70-60	
1/10	at Cornell	W	66-65	
1/14	La Salle	W	102-81	
1/28	Holy Cross	W	91-81	
2/1	at Penn State	W	90-73	
2/4	at Massachusetts	W	67-59	
2/6	at Connecticut	W	90-79	
2/8	Niagara	W	67-65	
2/11	West Virginia	W	118-104	
2/15	at Colgate	W	100-85	10
2/18	Georgetown	W	108-95	10
2/21	St. John's	L	64-71	8
2/25	at Canisius	L	64-68	8
3/1	at Niagara	L	59-71	
3/4	Colgate	W	93-78	
NIT, New York, NY				
3/11	vs. New Mexico	L	64-66	
Coach: Fred Lewis				
Leading Scorer: George Hicker (18.6 ppg.)				
Leading Rebounder: Vaughn Harper (14.3 rpg.)				

Game-By-Game Scores



1967-68 (11-14)

			Ranking SU Opp
12/2	George Washington	W 108-68	
12/6	at Cornell	L 70-88	
12/9	Buffalo	W 85-63	
12/12	at Georgetown	W 95-78	
12/15	Penn State	W 90-89 OT	
12/22	Bowling Green	L 81-87	
Holiday Festival, New York, NY			
12/26	at St. John's	L 55-60	
12/28	vs. Penn State	W 83-73	
12/30	vs. La Salle	L 68-78	
1/4	at St. John's	L 58-79	
1/6	Navy	W 86-66	
1/9	Canisius	L 65-66 OT	
1/13	at La Salle	L 81-105	
1/27	Connecticut	L 84-89	
1/31	Niagara	L 107-116	
2/3	at Army	L 75-95	
2/7	at Penn State	L 76-79	
2/10	at Holy Cross	L 79-95	
2/14	Cornell	W 83-66	
2/17	at West Virginia	L 76-80	
2/19	at Pittsburgh	W 85-71	
2/22	at Colgate	W 80-72	
2/24	Boston College	L 74-97	
2/28	at Niagara	W 50-49 OT	
3/2	Colgate	W 85-72	

Coach: Fred Lewis

Leading Scorer: Vaughn Harper (15.8 ppg.)


Leading Rebounder: Vaughn Harper (10.9 rpg.)



Roy Danforth

1968-76

Danforth pushed Syracuse to its first NCAA Final Four appearance in 1974-75. He took two of his clubs to the NIT and then his last four squads to the NCAA Tournament. Danforth left SU to take the head coaching job at Tulane in 1976.



1968-69 (9-16)

			Ranking SU Opp
12/4	at Cornell	L 81-93	
12/7	at Niagara	L 110-118	
12/11	at Fordham	L 62-77	
12/13	at Kansas State	L 68-88	
12/14	at Kansas	L 41-71	11
12/18	Penn State	W 71-51	
12/20	at Buffalo	W 76-70	
12/23	at Brigham Young	W 77-73	
Far West Classic, Portland, OR			
12/27	vs. Washington St.	L 67-86	
12/28	vs. Arizona St.	L 77-93	
12/31	vs. Yale	L 65-83	
1/4	Pittsburgh	W 70-55	
1/8	at Connecticut	L 94-103	
1/11	La Salle	L 63-83	11
1/25	Holy Cross	L 80-88	
1/29	at Penn State	L 58-64	
2/1	Massachusetts	L 63-84	
2/5	at Temple	L 83-86	
2/8	American	W 83-74	
2/12	at Colgate	W 87-86	
2/15	at Canisius	W 85-78	7
2/19	St. John's	L 63-71	
2/22	West Virginia	W 95-83	
2/26	Niagara	L 92-103	
3/1	Colgate	W 97-89	

Coach: Roy Danforth

Leading Scorer: Bill Smith (19.0 ppg.)

Leading Rebounder: Bill Smith (11.6 rpg.)



1969-70 (12-12)

			Ranking SU Opp
12/3	Buffalo	W 90-67	
12/6	Fordham	W 97-89	
12/10	Cornell	W 89-80 OT	
12/13	at Rochester	W 90-70	
12/16	Westminster	W 89-51	
12/19	Penn State	W 80-69	
12/22	at American	L 88-92	
Charlotte Invitational, Charlotte, NC			
12/29	vs. Providence	W 94-83	
12/30	vs. Davidson	L 81-103	
1/7	at La Salle	L 101-108	
1/10	at St. John's	L 72-86	
1/14	Lafayette	W 100-89	
1/17	at Holy Cross	L 89-104	
1/31	Bucknell	W 84-69	
2/4	at Penn State	L 95-103	
2/7	Temple	L 69-90	
2/11	Connecticut	W 101-80	
2/13	at Pittsburgh	L 108-127	
2/14	at West Virginia	L 84-94	
2/18	Canisius	W 85-71	

2/21	Army	L 54-79
2/25	at Niagara	L 83-91
2/28	at Colgate	W 78-73
3/2	at Bowling Green	L 77-106

Coach: Roy Danforth

Leading Scorer: Ernie Austin (19.3 ppg.)

Leading Rebounder: Bob McDaniel (10.6 rpg.)



**1970-71 (19-7)
NIT**

			Ranking SU Opp
12/2	at Buffalo	W 80-70	
12/5	Rochester	W 117-69	
12/9	at Cornell	W 93-71	
12/12	at Canisius	W 76-64	
12/17	Penn State	W 92-81	
12/19	at Fordham	L 75-98	
Quaker City Tournament, Philadelphia, PA			
12/26	vs. Pennsylvania	L 77-85 OT	5
12/28	vs. Army	W 71-68 OT	
12/29	vs. St. Francis (PA)	L 83-86	
1/6	Holy Cross	L 83-94	
1/9	Pittsburgh	W 78-69	
1/12	American	W 103-82	
1/14	Lafayette	W 106-92	
1/16	at Bucknell	W 101-74	
1/30	at Temple	L 70-71	
2/3	at Penn State	W 68-64	
2/6	La Salle	W 75-68	
2/10	at Army	W 57-46	
2/13	West Virginia	W 102-90	
2/17	St. John's	W 78-73	
2/20	at Connecticut	W 97-76	
2/22	at Massachusetts	L 71-86	
2/25	Rutgers	W 88-81 2OT	
2/27	Colgate	W 81-72	
3/3	Niagara	W 60-59	
NIT, New York, NY			
3/21	vs. Michigan	L 76-82	

Coach: Roy Danforth

Leading Scorer: Bill Smith (22.7 ppg.)

Leading Rebounder: Bill Smith (14.5 rpg.)

SYRACUSE

Game-By-Game Scores



1974-75

NCAA Final Four

First row (l-r): Assistant coach Tom Green, Larry Arrington, Larry Kelley, head coach Roy Danforth, Ross Kindel, Jim Lee, Jim Williams, assistant coach Jim Boeheim. Second row: Mark Meadors, Steve Shaw, Kevin King, Chris Sease, Bob Parker, Rudy Hackett, Earnie Seibert, Bruce DeBord, Marty Byrnes, Bill DeMarle, Kevin James, Don Degner, Mike Danforth.



1971-72 (22-6)
NIT

				Ranking SU Opp
12/1	Buffalo	W	104-70	
12/4	Army	W	91-77	
12/9	Cornell	W	95-82	
12/11	Navy	W	90-80	
12/15	Penn State	W	73-70	
12/18	at Rutgers	W	83-81	
12/20	at American	L	74-78	
ECAC Holiday Festival, New York, NY				
12/27	vs. Louisville	L	81-103	
12/28	vs. Duke	W	74-72	
12/30	vs. Penn State	W	92-77	
1/5	at Holy Cross	L	93-99	
1/8	at St. John's	W	86-83	17
1/12	Canisius	W	106-93	
1/15	Manhattan	W	84-72	
1/29	Temple	W	84-77 OT	
2/2	at Penn State	L	76-81 OT	
2/5	Massachusetts	W	90-85	
2/9	Fordham	W	90-89 OT	
2/11	at Pittsburgh	L	99-109	
2/12	at West Virginia	W	85-79	
2/16	Bucknell	W	91-74	
2/19	Connecticut	W	98-69	
2/23	at La Salle	W	87-80	
2/26	George Washington	W	98-84	
3/1	at Niagara	W	87-79	
3/4	at Colgate	W	90-76	
NIT, New York, NY				
3/18	vs. Davidson	W	81-77	
3/20	vs. Maryland	L	65-71	14
Coach: Roy Danforth				
Leading Scorer: Greg Kohls (26.7 ppg.)				
Leading Rebounder: Bob Doods (8.4 rpg.)				



1972-73 (24-5)
NCAA

				Ranking SU Opp
12/2	at Buffalo	W	83-71	
12/9	American	W	84-73	
Volunteer Classic, Knoxville, TN				
12/15	at Tennessee	L	83-87	
12/16	vs. Holy Cross	W	84-76	
12/20	Penn State	W	73-62	
Connecticut Classic, Storrs, CT				
12/22	vs. Yale	W	78-72	
12/23	at Connecticut	W	104-73	
Maryland Invitational, College Park, MD				
12/29	vs. Bowling Green	W	74-73	
12/30	at Maryland	L	76-91	
1/2	Holy Cross	W	80-71	
1/6	Pittsburgh	W	74-66	
1/11	at Temple	L	55-63	
1/13	at Lafayette	W	86-74	13
1/20	Cornell	W	98-58	
1/24	at Bucknell	W	83-58	
1/27	at Massachusetts	W	70-67	
1/31	at Penn State	L	68-72	
2/3	La Salle	W	91-84	
2/6	at Fordham	W	73-71	
2/10	West Virginia	W	82-62	
2/14	St. John's	W	80-70	9
2/17	at Canisius	W	76-72	
2/21	Niagara	W	80-77 OT	
2/24	Colgate	W	83-66	
2/28	Rutgers	W	97-84	14
3/3	at George Washington	W	74-72	14
NCAA East Region, Philadelphia, PA				
3/10	vs. Furman	W	83-82	13
NCAA East Region, Charlotte, NC				
3/15	vs. Maryland	L	75-91	14 8
3/17	vs. Pennsylvania	W	69-68	14 18
Coach: Roy Danforth				
Leading Scorer: Dennis DuVal (19.5 ppg.)				
Leading Rebounder: Rudy Hackett (9.6 rpg.)				



1973-74 (19-7)
NCAA

				Ranking SU Opp
12/1	Buffalo	W	123-78	
12/5	at Cornell	W	82-61	
12/8	at Army	W	83-66	
12/12	at La Salle	W	75-68	18
12/19	Penn State	W	59-55	18
12/22	Boston College	W	110-88	18
Charlotte Invitational, Charlotte, NC				
12/28	vs. Miami (OH)	L	74-96	15
12/29	vs. Loyola-Chicago	W	78-59	15
1/5	at Rutgers	L	78-93	19
1/10	Connecticut	L	60-61	
1/12	at St. John's	W	72-71	
1/16	Canisius	W	87-74	
1/19	Temple	W	70-61	
1/23	Bucknell	W	110-53	
1/26	Massachusetts	W	76-60	
1/30	at Penn State	L	55-61	
2/2	at American	W	82-63	
2/6	Fordham	W	102-81	
2/9	at Pittsburgh	L	56-71	10
2/11	at West Virginia	L	77-78	
2/13	Manhattan	W	76-70	
2/16	at Holy Cross	W	106-87	
2/20	at Niagara	W	80-60	
2/23	George Washington	W	80-79	
3/2	at Colgate	W	64-57	
NCAA Midwest Region, Denton, TX				
3/9	vs. Oral Roberts	L	82-86 OT	20
Coach: Roy Danforth				
Leading Scorer: Dennis DuVal (22.2 ppg.)				
Leading Rebounder: Rudy Hackett (12.7 rpg.)				

Game-By-Game Scores



1974-75 (23-9)
ECAC Champion
NCAA

					Ranking SU Opp
11/30	at Buffalo	W	81-65		
12/4	at Cornell	W	78-49		
12/7	Army	W	95-59		
12/10	St. John's	W	75-66		
12/14	at Providence	L	57-80	20	
12/17	Penn State	W	75-71		
Kodak Classic Rochester, NY					
12/27	vs. Georgetown	L	70-71		
12/28	at Rochester	W	93-65		
1/4	Pittsburgh	W	77-68		
1/8	Bowling Green	W	90-61		
1/11	Northeastern	W	94-75		
1/18	American	W	98-84		
1/22	at Temple	W	62-57		
1/25	at Boston College	L	73-79		
1/29	at Penn State	L	84-88		
2/1	La Salle	W	82-78	7	
2/4	at St. Bonaventure	W	97-89 OT		
2/6	Rutgers	L	75-76	19	
2/8	West Virginia	L	81-84		
2/12	Colgate	W	85-63		
2/15	at Canisius	L	76-80		
2/22	at George Washington	W	71-64		
2/26	Niagara	W	79-66		
3/1	at Manhattan	W	74-69		
	Madison Square Garden, New York, NY				
3/3	at Fordham	W	88-73		
ECAC Playoffs Buffalo, NY					
3/7	vs. Niagara	W	90-72		
3/8	vs. St. Bonaventure	W	100-81		
NCAA East Region, Philadelphia, PA					
3/15	vs. La Salle	W	87-83 OT		
NCAA East Region, Providence, RI					
3/20	vs. North Carolina	W	78-76	20	6
3/22	vs. Kansas State	W	95-87 OT	20	17
NCAA Final Four, San Diego, CA					
3/29	vs. Kentucky	L	79-95	6	2
3/31	vs. Louisville	L	88-96 OT	6	4
Coach: Roy Danforth					
Leading Scorer: Rudy Hackett (22.2 ppg.)					
Leading Rebounder: Rudy Hackett (12.7 rpg.)					



1975-76 (20-9)
ECAC Champion
NCAA

					Ranking SU Opp
IPTAY Classic, Clemson, SC					
11/28	vs. Austin Peay	L	83-93		
11/29	vs. Harvard	W	83-70		
12/3	Buffalo	W	87-77		
Steel Bowl, Pittsburgh, PA					
12/5	vs. UNLV	L	83-105		
12/6	at Pittsburgh	W	90-80		
12/10	St. Bonaventure	W	96-84		
12/19	Penn State	W	90-82		
12/20	Boston College	W	59-58		
12/30	Dayton	W	84-74		
1/3	at West Virginia	L	75-97		
1/7	Fordham	W	55-48		
1/10	at La Salle	W	82-77		
1/13	Cornell	W	87-72		
1/17	at American	W	65-61		
1/21	Canisius	W	80-51		
1/24	Northeastern	W	87-75		
1/28	Temple	W	56-51		
2/4	at Bowling Green	W	100-75		
2/7	at Pittsburgh	L	67-71		
2/11	at Penn State	W	100-93		
2/14	at Colgate	W	77-68		
2/16	Stonehill	W	101-55		
2/18	at Rutgers	L	80-93		
2/21	at St. John's	L	78-100		
2/25	at Niagara	L	57-59		
2/28	Virginia Tech	L	81-92		
ECAC Playoffs, Syracuse, NY					
3/5	Manhattan	W	83-57		
3/6	Niagara	W	77-68		
NCAA Midwest Region, Denton, TX					
3/13	vs. Texas Tech	L	56-69		
Coach: Roy Danforth					
Leading Scorer: James Williams (15.3 ppg.)					
Leading Rebounder: Dale Shackleford (8.1 rpg.)					



Jim Boeheim
1976-present

Boeheim has held the reins at his alma mater since his promotion from the assistant's chair in 1976. He's guided SU to three NCAA title games, including the program's first championship in 2003. He was inducted into the Naismith Memorial Basketball Hall of Fame in 2005.



1976-77 (26-4)
ECAC
NCAA

					Ranking SU Opp
Tip Off Classic, Springfield, MA					
11/26	vs. Harvard	W	75-48		
11/27	vs. W. Virginia	L	78-83		
12/1	Colgate	W	109-63		
12/4	at Louisville	W	76-75		
12/7	at Boston College	W	67-54		
12/9	Biscayne	W	87-63		
12/11	at Canisius	W	74-59		
12/13	Penn State	W	101-63		
Maryland Invitational, College Park, MD					
12/28	vs. Duquesne	W	116-86		
12/29	at Maryland	L	85-96		
1/3	at Cornell	W	93-61		
1/5	at Fordham	W	87-68		
1/8	American	W	90-68		
1/12	at Penn State	W	82-66		
1/15	West Virginia	W	86-71		
1/22	Pittsburgh	W	96-74		
1/24	at Buffalo	W	91-71		
1/26	at Temple	W	76-67		
2/3	Buffalo State	W	100-63		
2/5	Northeastern	W	110-70		
2/7	Bentley	W	104-86		
2/12	at St. Bonaventure	L	84-91		
2/17	at Rhode Island	W	70-47		
2/19	St. John's	W	79-55		
2/23	Niagara	W	106-82		
2/26	Rutgers	W	82-72		
ECAC Upstate Playoffs, Syracuse, NY					
3/2	St. Bonaventure	W	85-72		
ECAC Upstate-Southern Championship, Norfolk, VA					
3/5	at Old Dominion	W	67-64		
NCAA Mideast Region, Baton Rouge, LA					
3/13	vs. Tennessee	W	93-88 OT		
NCAA Mideast Region, Lexington, KY					
3/17	vs. NC-Charlotte	L	59-81		
Coach: Jim Boeheim					
Leading Scorer: James Williams (14.1 ppg.)					
Leading Rebounder: Dale Shackleford (8.1 rpg.)					

Game-By-Game Scores



1977-78 (22-6) ECAC NCAA

				Ranking SU Opp
11/26	Cornell	W	88-61	
11/28	at Dayton	L	67-76	
11/30	Connecticut	W	101-61	
Carrier Classic, Syracuse, NY				
12/2	LeMoyne	W	90-62	
12/3	Michigan State	W	75-67	
12/7	at Colgate	W	99-50	
12/10	St. Bonaventure	W	107-81	
12/14	at American	W	85-67	
12/16	Penn State	W	81-45	
Lobo Classic, Albuquerque, NM				
12/29	vs. Mississippi State	W	76-66	
12/30	at New Mexico	W	96-91	
1/3	North Texas St.	W	94-84	
1/11	at Penn State	W	83-77	
1/14	at Pittsburgh	L	81-86	
1/19	La Salle	W	106-96	
1/25	Temple	W	91-66	
1/28	at Rutgers	L	73-77	
1/30	at Virginia Tech	L	71-87	
2/1	Siena	W	100-73	
2/11	at West Virginia	W	74-73	
2/15	Buffalo	W	113-66	
2/18	at St. John's	W	77-65	
2/20	Fordham	W	109-62	
2/22	at Niagara	W	70-69	
2/25	Boston College	W	97-80	
2/27	Canisius	W	100-59	
ECAC Upstate Playoffs, Rochester, NY				
3/1	vs. St. Bonaventure	L	69-70	
Rochester War Memorial, Rochester, NY				
NCAA Mid-east Region, Knoxville, TN				
3/11	vs. Western Kentucky	L	86-87 OT	
Coach: Jim Boeheim				
Leading Scorer: Marty Byrnes (16.3 ppg.)				
Leading Rebounder: Roosevelt Bouie (8.8 rpg.)				

The BIG EAST Conference

The BIG EAST Conference was officially formed on May 31, 1979, when Syracuse, Boston College, Connecticut, Georgetown, Providence, St. John's and Seton Hall joined together. Dave Gavitt, the athletic director at Providence at the time, served as acting commissioner.

"Just the nature of our teams insures us one of the best basketball groups in the East and nationally our conference is already being recognized as one of the premiere leagues," said Gavitt at the time. Each BIG EAST member played each other during the inaugural season. The 1980 postseason tournament was held at the Providence Civic Center.

Villanova joined the league for the 1980-81 campaign while Pittsburgh came on board in 1982-83. Miami was added in 1991-92 and Notre Dame, Rutgers and West Virginia debuted in 1995-96. Virginia Tech gave the league 14 members in 2000-01.

When Miami, Virginia Tech and Boston College departed over a two-year period, the conference acted decisively, adding Cincinnati, DePaul, Louisville, Marquette and USF for the 2005-06 season. West Virginia's move to the Big 12 brought the league to 15 for 2012-13, Syracuse's last year as a BIG EAST Conference member.



1978-79 (26-4) ECAC NCAA

				Ranking SU Opp
11/25	Whittier	W	115-66	9
11/29	at North Carolina A&T	W	102-77	9 16
Carrier Classic, Syracuse, NY				
12/1	W. Michigan	W	93-71	9
12/2	Iona	W	89-76	9
12/9	Rhode Island	W	70-68	9
12/16	at Penn State	W	67-50	10
Kentucky Invitational, Lexington, KY				
12/22	vs. Illinois	L	61-64	8 15
12/23	at Kentucky	L	87-94	8 11
12/29	Illinois State	W	82-72	19
1/3	at Cornell	W	78-52	
1/6	Pittsburgh	W	100-74	
1/8	American	W	103-73	
1/10	Penn State	W	85-70	20
1/13	at Connecticut	W	74-60	20
1/17	Siena	W	144-92	12
1/20	at Canisius	W	103-92	12
1/22	Rutgers	W	71-65	12
1/24	at Temple	W	78-76 OT	12 16
1/27	Manhattan	W	113-68	12
1/29	West Virginia	W	90-74	12
2/7	vs. South Carolina	W	71-64	7
Madison Square Garden, New York, NY				
2/10	at St. Bonaventure	W	74-69	7
2/17	St. John's	W	79-72	7
2/21	Niagara	W	120-82	8
2/24	Colgate	W	113-62	8
2/26	LeMoyne	W	92-60	8
War Memorial				
ECAC Upstate Playoffs, Rochester, NY				
2/28	vs. St. Bonaventure	W	83-71	6
Rochester War Memorial, Rochester, NY				
ECAC Upstate-Southern Championship, College Park, MD				
3/3	vs. Georgetown	L	58-66	6 16
NCAA East Region, Providence, RI				
3/10	vs. Connecticut	W	89-81	10
NCAA East Region, Greensboro, NC				
3/16	vs. Pennsylvania	L	76-84	8 14
Coach: Jim Boeheim				
Leading Scorer: Roosevelt Bouie (15.2 ppg.)				
Leading Rebounder: Roosevelt Bouie (8.6 rpg.)				




1979-80 (26-4; 5-1) NCAA BIG EAST Champion

				Ranking SU Opp
12/1	Cornell	W	107-66	12
12/5	St. Francis (PA)	W	93-60	11
Carrier Classic, Syracuse, NY				
12/7	LeMoyne	W	107-61	11
12/8	Illinois State	W	72-70 OT	11
12/15	at Penn State	W	85-72	10
12/22	at Pittsburgh	W	73-66	10
Rochester Classic, Rochester, NY				
12/28	vs. Cornell	W	99-64	9
12/29	vs. Villanova	W	92-84	9
1/2	Canisius	W	81-49	9
1/5	Seton Hall*	W	99-76	9
1/7	at West Virginia	W	72-69	9
1/9	Baltimore	W	94-64	5
1/11	at Rhode Island	W	64-54	5
1/13	at Purdue	W	66-61	5 10
1/19	at Old Dominion	L	67-68	3
1/21	Detroit	W	89-83	3
1/24	at Rutgers	W	69-66	6
1/26	Connecticut*	W	99-89	6
1/30	Temple	W	93-77	4
2/2	at Providence*	W	89-69	4
2/4	Siena	W	99-64	2
2/9	St. Bonaventure	W	105-80	2
2/12	Georgetown*	L	50-52	2
2/16	at St. John's*	W	72-71	2 7
2/20	at Niagara	W	107-82	4
2/23	at Boston College*	W	85-77	3
BIG EAST Tournament, Providence, RI				
2/28	vs. Connecticut	W	92-61	3
2/29	vs. Georgetown	L	81-87	3 20
NCAA East Region, Providence, RI				
3/1	vs. Villanova	W	97-83	6
NCAA East Region, Philadelphia, PA				
3/14	vs. Iowa	L	77-88	
Coach: Jim Boeheim				
Leading Scorer: Roosevelt Bouie (16.1 ppg.)				
Leading Rebounder: Louis Orr (8.5 rpg.)				

*BIG EAST Conference game


SYRACUSE

Game-By-Game Scores



Carrier Dome (1980-present)


The opening of the Carrier Dome in 1980 gave SU one of the marquee basketball venues in the country. For 35 straight years, Syracuse has hosted the largest on-campus crowd in college basketball, a span covering the life of the Dome.



1980-81
(22-12; 6-8)


NIT
BIG EAST Tournament
Champion

			Ranking SU Opp
11/29	Columbia	W 108-81	19
Carrier Classic, Syracuse, NY			
12/5	Kent State	W 81-65	18
12/6	Maryland	L 73-83	18
12/10	at Detroit	W 93-79	20
12/12	at Illinois State	W 64-52	20
12/16	Penn State	W 77-63	
12/29	Colgate	W 100-84	
1/3	at Canisius	W 88-72	
1/5	at Connecticut*	L 59-78	
1/7	Niagara	W 107-84	
1/10	Villanova*	L 65-69	
1/14	Providence*	W 84-66	
1/17	at Georgetown*	L 57-62	
1/21	at Boston College*	L 63-66	
1/24	St. John's*	W 79-71	
1/26	at St. Bonaventure	L 71-74	
1/30	Old Dominion	W 71-58	
2/1	at DePaul	L 69-91	3
2/4	Seton Hall*	W 74-62	
2/7	at Providence*	W 81-67	
2/9	Georgetown*	W 66-64	
2/14	Connecticut*	L 63-65	
2/17	at Villanova*	L 78-88	
2/21	at Seton Hall*	L 65-66	
2/25	Boston College*	W 90-86	
2/28	at St. John's*	L 73-82	
BIG EAST Tournament, Syracuse, NY			
3/5	St. John's	W 71-66	
3/6	Georgetown	W 67-53	
3/7	Villanova	W 83-80 3OT	
NIT, Syracuse, NY			
3/13	Marquette	W 88-81	
3/16	Holy Cross	W 77-57	
3/19	Michigan	W 91-76	
NIT Semifinals and Finals, New York, NY			
3/23	vs. Purdue	W 70-63	
3/25	vs. Tulsa	L 84-86 OT	
Coach: Jim Boeheim			
Leading Scorer: Dan Schayes (14.6 ppg.)			
Leading Rebounder: Dan Schayes (8.3 rpg.)			



1981-82
(16-13; 7-7)
NIT

			Ranking SU Opp
11/30	Colgate	W 98-71	
12/1	at Cornell	W 90-47	
Carrier Classic, Syracuse, NY			
12/4	C. Michigan	W 100-66	
12/5	St. Joseph's	L 57-59	
12/9	St. Bonaventure	W 74-67	
12/12	at Fordham	L 78-79	
<i>The Meadowlands, NJ</i>			
12/19	Purdue	W 78-74	
12/30	U.S. International	W 94-81	
1/2	Canisius	W 90-72	
1/4	at Ohio State	L 57-67	
1/6	Connecticut*	W 72-69	
1/9	at Villanova*	L 83-84 OT	
1/13	at Providence*	W 71-66	
1/17	Georgetown*	W 75-70	8
1/20	at St. John's*	L 62-73	
1/23	Boston College*	L 62-80	
1/25	at Penn State	W 69-68	
1/30	DePaul	L 87-92	4
2/3	at Seton Hall*	W 90-80	
2/6	Providence*	W 86-71	
2/8	at Georgetown*	L 79-96	
2/13	at Connecticut*	W 78-71	
2/17	Villanova*	L 69-81	
2/20	Seton Hall*	W 87-81	
2/22	at Boston College*	L 77-88	
2/27	St. John's*	L 76-80	
BIG EAST Tournament, Hartford, CT			
3/4	vs. Boston College	L 92-94	
NIT, Syracuse, NY			
3/12	St. Peter's	W 84-75	
3/15	Bradley	L 81-95	
Coach: Jim Boeheim			
Leading Scorer: Erich Santifer (17.0 ppg.)			
Leading Rebounder: Erich Santifer (5.6 rpg.)			




1982-83
(21-10; 9-7)
NCAA

			Ranking SU Opp
11/27	Fordham	W 66-44	
11/29	Cornell	W 110-69	
12/1	at St. Bonaventure	W 73-65	
Carrier Classic, Syracuse, NY			
12/3	Alcorn State	W 110-77	
12/4	Princeton	W 67-54	
12/11	Houston	W 92-87	9
12/14	Ohio State	W 91-85	16
12/18	at Niagara	W 105-82	16
12/27	Pittsburgh*	W 87-66	13
12/29	Canisius	W 109-76	14
1/5	at Providence*	W 83-58	9
1/8	vs North Carolina	L 64-87	9 17
<i>Charlotte, NC</i>			
1/10	Georgetown*	L 92-97	9 17
1/15	at Seton Hall*	W 92-81	13
<i>Madison Square Garden, New York, NY</i>			
1/17	at Boston College*	W 102-85	13
1/22	St. John's*	L 57-68	15 8
1/29	at Villanova*	L 75-83	18 11
2/2	Connecticut*	W 89-69	20
2/5	Providence*	W 93-86	20
2/7	at Pittsburgh*	L 74-85	20
2/9	Utica	W 99-71	15
2/16	Seton Hall*	W 96-68	17
2/19	Boston College*	W 108-88	17 18
2/23	at St. John's*	L 69-85	13 9
3/1	Villanova*	W 79-70	18 4
3/5	at Connecticut*	L 54-55	18
3/7	at Georgetown*	L 75-80	18 16
BIG EAST Tournament, New York, NY			
3/10	vs. Georgetown	W 79-72	15
3/11	vs. Boston College	L 74-80	14
NCAA East Region, Hartford, CT			
3/18	vs. Morehead St.	W 74-59	
3/20	vs. Ohio State	L 74-79	
Coach: Jim Boeheim			
Leading Scorer: Erich Santifer (17.8 ppg)			
Leading Rebounder: Leo Rautins (7.3 rpg.)			

*BIG EAST Conference game

Game-By-Game Scores




1983-84
(23-9; 12-4)
NCAA

				Ranking	
				SU	Opp
11/26	Colgate	W	88-49		
11/29	Cornell	W	84-55		
Carrier Classic, Syracuse, NY					
12/3	Duquesne	W	87-69		
12/4	Iona	W	109-92		
12/10	N. Carolina	L	64-87		1
12/13	Utica	W	80-65		
12/17	at Marquette	L	68-79		
12/23	St. Bonaventure	W	71-62		
12/30	Seton Hall*	W	79-74		
1/3	Villanova*	W	79-70		
1/7	Oklahoma	L	91-98		17
1/11	at Seton Hall*	W	93-65		
1/14	at Providence*	W	70-62		
1/18	at Connecticut*	W	95-68		
1/21	Boston College*	W	75-73		16
1/25	at Pittsburgh*	W	62-58	20	
1/28	St. John's*	W	78-74 OT	20	
1/30	Georgetown*	L	67-80	20	4
2/5	at Villanova*	L	75-77	13	
2/11	C.W. Post	W	103-86	19	
2/14	Providence*	W	89-64	16	
2/18	Connecticut*	W	87-85 3OT	16	
2/22	at Boston College*	L	88-90 OT	16	
2/25	Pittsburgh*	W	66-65	16	
2/27	at St. John's*	W	82-81 OT	16	
2/29	at Canisius	W	68-64	16	
3/3	at Georgetown*	L	71-88	16	4
BIG EAST Tournament, New York, NY					
3/8	vs. Connecticut	W	73-58		
3/9	vs. Villanova	W	66-65		
3/10	vs. Georgetown	L	71-82 OT		
NCAA East Region, East Rutherford, NJ					
3/18	vs. Virginia Commonwealth	W	78-63	18	
NCAA East Region, Atlanta, GA					
3/22	vs. Virginia	L	55-63	18	
Coach: Jim Boeheim					
Leading Scorer: Rafael Addison (17.7 ppg.)					
Leading Rebounder: Rafael Addison (6.0 rpg.)					



1984-85
(22-9; 9-7)
NCAA

					Ranking	
					SU	Opp
11/28	Cornell	W	65-53		14	
12/4	Canisius	W	52-48 OT		12	
Carrier Classic, Syracuse, NY						
12/7	Maine	W	84-65		12	
12/8	Lamar	W	68-58		12	
12/12	at St. Bonaventure	W	71-59		10	
12/22	Utica	W	84-63		9	
Rochester Classic, Rochester, NY						
12/28	vs. Detroit	W	77-63		6	
12/29	vs. Duquesne	W	75-60		6	
1/2	at Villanova*	L	70-82		5	
1/8	Boston College*	W	64-58		7	12
1/12	at Providence*	W	71-63		7	
1/16	at Seton Hall*	W	90-80		7	
1/19	Connecticut*	L	68-70		7	
1/23	at St. John's*	L	80-82 OT		7	3
1/26	at Pittsburgh*	W	80-75		11	
1/28	Georgetown*	W	65-63		11	1
2/1	Villanova*	W	92-79		9	18
2/3	Marquette	W	71-53		9	
2/5	at Boston College*	L	66-67		6	
Boston Garden, Boston, MA						
2/9	at Notre Dame	W	65-62		6	
2/12	Providence*	W	82-76		8	
2/14	Seton Hall*	W	94-62		8	
2/16	LSU	W	76-64		8	
2/20	at Connecticut*	L	69-71		7	
2/23	St. John's*	L	83-88		7	1
2/26	Pittsburgh*	W	80-72		12	
3/3	at Georgetown*	L	63-90		12	3
BIG EAST Tournament, New York, NY						
3/7	vs. Boston College	W	70-69		13	
3/8	vs. Georgetown	L	65-74		13	1
NCAA East Region, Atlanta, GA						
3/15	vs. DePaul	W	70-65		15	
3/17	vs. Georgia Tech	L	53-70		15	19
Coach: Jim Boeheim						
Leading Scorer: Rafael Addison (18.4 ppg.)						
Leading Rebounder: Rony Seikaly (6.5 rpg.)						



1985-86
(26-6; 14-2)
NCAA
BIG EAST Champion

				Ranking	
				SU	Opp
11/23	Utica	W	102-55	4	
11/26	Cornell	W	96-62	4	
11/29	Southern California	W	102-68	4	
Carrier Classic, Syracuse, NY					
12/6	La Salle	W	97-72	4	
12/7	Navy	W	89-67	4	
12/14	Brooklyn	W	102-61	4	
12/21	St. Bonaventure	W	83-64	4	
12/30	C.W. Post	W	88-68	4	
1/2	Boston College*	W	68-52	4	
1/4	Seton Hall*	W	96-75	4	
1/6	at Villanova*	W	80-57	4	
1/8	at Fairfield	W	90-67	4	
1/11	Pittsburgh*	W	78-68	4	
1/15	at Georgetown*	L	70-73	4	15
1/18	at Louisville	L	73-83	4	13
1/22	Providence*	W	95-73	9	
1/25	Connecticut*	W	80-67	9	
1/28	at Boston College*	W	80-55	11	
<i>Boston Garden, Boston MA</i>					
2/1	St. John's*	W	68-64	11	7
2/5	at Seton Hall*	W	84-61	8	
<i>The Meadowlands, NJ</i>					
2/8	Notre Dame	L	81-85	8	14
2/12	Villanova*	W	77-72	12	
2/15	at Providence*	W	76-75	12	
2/17	at Pittsburgh*	W	69-62	12	
2/23	Georgetown*	W	64-63	9	13
2/26	at St. John's*	L	79-86	6	8
3/1	at Connecticut*	W	75-58	6	
BIG EAST Tournament, New York, NY					
3/6	vs. Boston College	W	102-79	8	
3/7	vs. Georgetown	W	75-73 OT	8	14
3/8	vs. St. John's	L	69-70	8	5
NCAA East Region, Syracuse, NY					
3/14	vs. Brown	W	101-52	9	
3/16	vs. Navy	L	85-97	9	17
Coach: Jim Boeheim					
Leading Scorer: Dwayne Washington (17.3 ppg.)					
Leading Rebounder: Rony Seikaly (7.8 rpg.)					

*BIG EAST Conference game

SYRACUSE

Game-By-Game Scores

1986-87

NCAA Runner-up

First row (l-r): Herman Harried, Joel Katz, Sherman Douglas, Howard Triche, Greg Monroe, Stephen Thompson, Keith Hughes, Joey Kohm.
Second row: Assistant coach Bernie Fine, head coach Jim Boeheim, Rodney Walker, Derek Brower, Rony Seikaly, Derrick Coleman, Erik Rogers, Matt Roe, assistant coach Wayne Morgan, assistant coach Barry Copeland.
Third row: Manager Sam Carello, graduate assistant Matt Bassett, volunteer assistant Ralph Willard, manager David Lambert.



1986-87
(31-7; 12-4)

NCAA
BIG EAST Champion

			Ranking
			SU Opp
11/29	Loyola-Chicago	W 87-66	15
12/1	George Washington	W 82-69	15
Carrier Classic, Syracuse, NY			
12/5	Oklahoma State	W 73-62	17
12/6	Northeastern	W 94-74	17 19
12/8	Cornell	W 83-76	17
12/11	vs. St. Bonaventure	W 66-52	12
	Memorial Auditorium, Buffalo, NY		
12/13	Canisius	W 99-67	12
12/20	Fairfield	W 93-74	9
Hawaii-Loa Holiday Classic, Kanehoe, HI			
12/26	vs. Wichita St.	W 83-69	7
12/27	at Hawaii Loa	W 107-89	7
12/30	Boston U.	W 96-67	7
1/3	at Connecticut*	W 88-71	7
	New Haven Coliseum, CT		
1/5	at Providence*	W 89-85	7
1/10	Seton Hall*	W 92-84	5
1/13	at Boston College*	W 76-64	5
1/18	at Michigan	L 88-91	5
1/21	Villanova*	W 70-58	7
1/24	St. John's*	W 64-63	7 14
1/26	Pittsburgh*	L 70-84	7 16
1/31	at Georgetown*	L 81-83 OT	6 11
2/3	at Seton Hall*	W 84-80	11
2/7	Connecticut*	W 59-53	11
2/9	at Pittsburgh*	L 61-63	11 13
	Pittsburgh Civic Arena, PA		
2/14	Louisville	W 99-72	9
2/16	at Villanova*	W 96-82	9
2/19	Providence*	W 90-81	9 19
2/22	Georgetown*	L 71-72	9 11
2/25	at St. John's*	W 88-80	11
2/28	Boston College*	W 87-63	11

BIG EAST Tournament, New York, NY

3/6	vs. Villanova	W 72-66	10
3/7	vs. Pittsburgh	W 99-85	10 11
3/8	vs. Georgetown	L 59-69	10 7

NCAA East Region, Syracuse, NY

3/13	Georgia Southern	W 79-73	10
3/15	Western Kentucky	W 104-86	10

NCAA East Region, Meadowlands, NJ

3/19	vs. Florida	W 87-81	10
3/21	vs. North Carolina	W 79-75	10 2


NCAA Final Four, New Orleans, LA

3/28	vs. Providence	W 77-63	10
3/30	vs. Indiana	L 73-74	10 3

Coach: Jim Boeheim

Leading Scorer: Sherman Douglas (17.3 ppg.)

Leading Rebounder: Derrick Coleman (8.8 rpg.)



1987-88
(26-9; 11-5)

NCAA
BIG EAST Tournament
Champion

Hall of Fame Tip-Off Classic, Springfield, MA

11/21	vs. North Carolina	L 93-96 OT	1 3
-------	--------------------	------------	-----

Great Alaska Shootout, Anchorage, AK

11/27	at Alaska-Anchorage	W 95-76	1
11/28	vs. Ala.-Birmingham	W 79-63	1
11/30	vs. Arizona	L 69-80	1 17

Carrier Classic, Syracuse, NY

12/4	South Florida	W 111-65	3
12/5	Texas Christian	W 87-58	3
12/7	Cornell	W 95-59	3
12/12	at Canisius	W 92-77	8
	Memorial Auditorium, Buffalo, NY		
12/17	St. Bonaventure	W 111-68	9
12/21	Texas-San Antonio	W 108-84	9
12/28	Morehead State	W 110-69	7
1/2	Siena	W 123-72	7
1/5	at Boston College*	W 80-67	7
	Boston Garden, Boston, MA		
1/9	Seton Hall*	W 84-82	7

1/11	at Villanova*	L 78-80	7
	The Spectrum, Philadelphia, PA		
1/16	Connecticut*	L 50-51	9
1/18	Boston College*	W 90-60	14
1/24	Georgetown*	L 68-69	14 15
1/27	at Seton Hall*	W 87-76	17
1/31	Michigan	W 89-71	17 8
2/2	Providence*	W 92-71	12
2/6	at St. John's*	W 79-62	12 20
2/10	at Pittsburgh*	W 84-75	11 5
	Civic Arena, Pittsburgh, PA		
2/13	at Georgetown*	L 69-71	11
2/17	St. John's*	W 82-68	12
2/20	at Connecticut*	W 73-71	12
	Civic Center, Hartford, CT		
2/25	at Providence*	W 91-73	10
2/28	at Kentucky	L 58-62	10 12
3/1	Villanova*	W 71-69	12
3/6	Pittsburgh*	L 84-85	11 7

BIG EAST Tournament, New York, NY

3/11	vs. Boston College	W 67-53	11
3/12	vs. Seton Hall	W 68-63	13
3/13	vs. Villanova	W 85-68	13

NCAA East Region, Chapel Hill, NC

3/17	vs. N. Carolina A&T	W 69-55	9
3/19	vs. Rhode Island	L 94-97	9

Coach: Jim Boeheim

Leading Scorer: Rony Seikaly (16.3 ppg.)

Leading Rebounder: Derrick Coleman (11.0 rpg.)

*BIG EAST Conference game


SYRACUSE

Game-By-Game Scores



1988-89
(30-8; 10-6)
NCAA

			Ranking SU Opp	
Big Apple NIT, Syracuse, NY				
11/18	La Salle	W 92-76	8	
11/20	Wyoming	W 107-81	8	
Big Apple NIT, New York, NY				
11/23	vs. Indiana	W 102-78	6	20
11/25	vs. Missouri	W 86-84 OT	6	13
11/28	Cornell	W 91-66	6	
Carrier Classic, Syracuse, NY				
12/2	East Tennessee State	W 120-81	4	
12/4	Louisiana Tech	W 106-98 OT	4	
12/10	Kentucky State	W 108-73	3	
12/14	U.S. International	W 135-93	3	
12/17	Canisius	W 95-69	3	
12/21	W. Michigan	W 94-71	3	
12/27	at Rutgers	W 100-81	3	
12/30	St. Francis (PA)	W 105-63	3	
1/4	Pittsburgh*	L 76-81	2	
1/7	Seton Hall*	W 90-66	2	10
1/9	at Villanova*	L 73-75	2	
1/14	at St. John's*	L 63-65	4	
1/16	at Connecticut*	L 62-68	4	
	<i>Civic Center, Hartford, CT</i>			
1/21	at Notre Dame	W 99-87	11	
1/24	Boston College*	W 72-60	14	
1/28	Providence*	W 100-96	14	20
2/1	Villanova*	W 90-57	14	
2/4	at Pittsburgh*	W 103-80	14	
	<i>Civic Arena, Pittsburgh, PA</i>			
2/6	at Seton Hall*	W 85-79	14	10
2/11	St. John's*	W 92-69	9	
2/13	at Georgetown*	L 54-61	9	2
2/18	at Providence*	W 87-80	6	
2/26	Kentucky	W 89-73	6	
2/28	Connecticut*	W 88-72	6	
3/2	at Boston College*	L 87-90	6	
3/5	Georgetown*	W 82-76 OT	6	2
BIG EAST Tournament, New York, NY				
3/10	vs. Providence	W 79-76	5	
3/11	vs. Seton Hall	W 81-78	5	11
3/12	vs. Georgetown	L 79-88	5	3
NCAA Midwest Region, Dallas, TX				
3/17	vs. Bucknell	W 104-81	7	
3/19	vs. Colorado St.	W 65-50	7	
NCAA Midwest Region, Minneapolis, MN				
3/24	vs. Missouri	W 83-80	7	6
3/26	vs. Illinois	L 86-89	7	3
Coach: Jim Boeheim				
Leading Scorer: Sherman Douglas (18.2 ppg.)				
Leading Rebounder: Derrick Coleman (11.4 rpg.)				



1989-90
(26-7; 12-4)
NCAA
BIG EAST Champion

			Ranking SU Opp	
11/27	Rutgers	W 95-79	1	
11/29	Cornell	W 108-56	1	
Carrier Classic, Syracuse, NY				
12/1	Va. Commonwealth	W 100-73	1	
12/2	Temple	W 73-56	1	16
ACC-BIG EAST Challenge, Greensboro, NC				
12/6	vs. Duke	W 78-76	1	6
12/9	at Canisius	W 92-72	1	
12/16	Towson St.	W 105-75	1	
12/19	C.W. Post	W 129-72	1	
12/28	Lafayette	W 85-64	1	
1/3	at Pittsburgh*	W 80-78	1	
	<i>Civic Arena, Pittsburgh, PA</i>			
1/6	Villanova*	L 74-93	1	
1/10	St. John's*	W 81-72	6	15
1/13	at Boston College*	W 81-66	6	
1/15	at Connecticut*	L 59-70	6	
	<i>Civic Center, Hartford, CT</i>			
1/20	Providence*	L 86-87	5	
1/23	Pittsburgh*	W 83-74	11	
1/27	at Georgetown*	W 95-76	11	3
1/29	at St. John's*	W 70-65	11	18
2/3	at Florida State	W 90-69	7	
2/5	Seton Hall*	W 74-65	7	
2/10	Connecticut*	W 90-86	6	8
2/12	at Villanova*	L 56-60	6	
	<i>The Spectrum, Philadelphia, PA</i>			
2/17	Notre Dame	L 65-66	4	
2/20	Boston College*	W 105-69	11	
2/25	at Providence*	W 93-89	11	
2/28	at Seton Hall*	W 71-69	10	
3/4	Georgetown*	W 89-87 OT	10	7
BIG EAST Tournament, New York, NY				
3/9	vs. Pittsburgh	W 58-55	4	
3/10	vs. Villanova	W 73-61	4	
3/11	vs. Connecticut	L 75-78	4	8
NCAA Southeast Region, Richmond, VA				
3/16	vs. Coppin St.	W 70-48	6	
3/18	vs. Virginia	W 63-61	6	
NCAA Southeast Region, New Orleans, LA				
3/23	vs. Minnesota	L 75-82	6	20
Coach: Jim Boeheim				
Leading Scorer: Billy Owens (18.2 ppg.)				
Leading Rebounder: Derrick Coleman (12.1 rpg.)				



1990-91
(26-6; 12-4)
NCAA
BIG EAST Champion

			Ranking SU Opp	
Maui Classic, Maui, HI				
11/23	vs. Toledo	W 84-68	13	
11/24	vs. Iowa State	W 83-67	13	
11/25	vs. Indiana	W 77-74	13	8
12/1	Cornell	W 86-61	7	
ACC-BIG EAST Challenge, Syracuse, NY				
12/4	North Carolina St.	W 86-79	4	
Carrier Classic, Syracuse, NY				
12/7	Alaska-Anchorage	W 103-85	4	
12/8	UNC-Charlotte	W 113-99	4	
12/12	Canisius	W 92-83	3	
12/15	Long Beach St.	W 94-79	3	
12/20	vs. Towson State	W 78-73	3	
	<i>Hersheypark Arena, Hershey, PA</i>			
12/22	Illinois-Chicago	W 110-66	3	
12/29	Wagner	W 101-55	3	
1/2	St. John's*	W 92-86 OT	3	9
1/5	Villanova*	L 66-76	3	
1/7	at Pittsburgh*	L 79-93	3	11
1/12	at Seton Hall*	W 69-67	8	
1/16	Connecticut*	W 81-79 OT	8	13
1/19	Seton Hall*	W 78-64	8	25
1/21	at Georgetown*	W 58-56	8	21
1/26	at Providence*	L 82-92	6	
1/28	at Connecticut*	W 68-66	6	19
2/2	Boston College*	W 99-87	8	
2/9	at Notre Dame	W 70-69	7	
2/12	Providence*	W 101-83	7	
2/16	at Boston College*	W 106-85	7	
2/18	Florida State	W 88-79	7	
2/20	at St. John's*	L 72-77	5	18
2/24	Pittsburgh*	W 89-68	5	23
2/26	at Villanova*	W 77-63	6	
3/3	Georgetown*	W 62-58	6	
BIG EAST Tournament, New York, NY				
3/8	vs. Villanova	L 68-70	4	
NCAA East Region, College Park, MD				
3/14	vs. Richmond	L 69-73	7	
Coach: Jim Boeheim				
Leading Scorer: Billy Owens (23.3 ppg.)				
Leading Rebounder: Billy Owens (11.6 rpg.)				

*BIG EAST Conference game

SYRACUSE


Game-By-Game Scores



**1991-92
(22-10, 10-8)**

**NCAA
BIG EAST Tournament
Champion**

				Ranking SU Opp
11/26	Cornell	W	78-71	
11/30	UNC-Asheville	W	83-68	
ACC-BIG EAST Challenge, Atlanta, GA				
12/3	vs. Florida St.	W	89-71	
Carrier Classic, Syracuse, NY				
12/6	E. Kentucky	W	84-78	
12/7	St. Joseph's	W	72-70	
12/14	Texas Christian	W	89-72	
12/21	Lafayette	W	87-58	
12/30	Wichita State	W	88-63	23
1/2	at Boston College*	W	100-90	23
1/4	Providence*	W	79-66	23
1/8	at Pittsburgh*	L	74-83	20
1/11	Miami*	W	73-57	20
1/15	at Georgetown*	W	74-62	20 22
1/18	Pittsburgh*	W	83-79	20
1/21	at Villanova*	L	60-70	13
1/25	St. John's*	W	58-56	13
1/28	at Providence*	L	73-87	12
2/1	Seton Hall*	W	70-67	12
2/3	Connecticut*	W	84-83	13 10
2/11	at Seton Hall*	L	76-86	10 25
2/15	Notre Dame	L	98-101	10
2/19	at St. John's*	L	62-63	17
2/23	Georgetown*	L	68-72	17 25
2/25	Boston College*	W	76-70	22
2/29	at Miami*	W	68-63	22
3/4	at Connecticut*	L	78-85	24
3/8	Villanova*	L	56-76	24
BIG EAST Tournament, New York, NY				
3/13	vs. Villanova	W	55-52	
3/14	vs. Seton Hall	W	70-66	19
3/15	vs. Georgetown	W	56-54	22
NCAA East Region, Worcester, MA				
3/20	vs. Princeton	W	51-43	21
3/22	vs. Massachusetts	L	71-77 OT	21 17
Coach: Jim Boeheim				
Leading Scorer: Dave Johnson (19.8 ppg.)				
Leading Rebounder: Dave Johnson (7.0 rpg.)				



**1992-93
(20-9; 10-8)**

				Ranking SU Opp
12/1	Cornell	W	97-65	17
Carrier Classic, Syracuse, NY				
12/4	Southern Mississippi	W	103-75	17
12/5	Va. Common.	W	94-81	17
12/9	at Tennessee	W	87-81	15
12/12	Tex.-San Antonio	W	104-78	15
12/15	MD-Baltimore County	W	93-86	14
12/19	Wagner	W	85-52	14
12/22	LeMoyne	W	102-71	13
12/30	Boston College*	L	93-94 OT	12
1/2	Villanova*	L	61-79	12
1/5	at Georgetown*	L	60-64	21 17
1/9	Miami*	W	89-81	21

1/11	at Seton Hall*	L	73-80	24	7
1/16	at Providence*	W	69-57	24	
1/23	St. John's*	L	71-78		
1/27	at Pittsburgh*	W	95-79		
1/31	Seton Hall*	W	76-67		9
2/2	at Connecticut*	W	60-57		
2/6	at Miami*	L	74-81		
2/8	Georgetown*	W	76-61		
2/15	Connecticut*	L	76-80		
2/20	at Boston College*	W	67-64		
2/23	at Villanova*	W	73-72		
2/27	Providence*	W	68-67		
3/1	at St. John's*	L	70-90		
3/6	Pittsburgh*	W	78-74		


BIG EAST Tournament, New York, NY

3/12	vs. Pittsburgh	W	55-50
3/13	vs. St. John's	W	84-72
3/14	vs. Seton Hall	L	70-103

Coach: Jim Boeheim

Leading Scorer: Lawrence Moten (17.9 ppg.)

Leading Rebounder: John Wallace (7.6 rpg.)



**1993-94
(23-7; 13-5)
NCAA**

				Ranking SU Opp
11/28	Tennessee	W	98-65	20
12/1	Cornell	W	95-59	18
Carrier Classic, Syracuse, NY				
12/3	Boston University	W	89-70	18
12/4	Vanderbilt	W	78-62	18 20
12/9	Boston College*	L	58-75	13
12/13	Lafayette	W	104-75	21
12/18	MD-Eastern Shore	W	108-71	21
12/22	Miami*	W	81-52	19
12/29	Colgate	W	85-74	21
1/8	Pittsburgh*	W	79-75	18
1/10	at Connecticut*	L	67-75	16 14
1/15	at Villanova*	W	88-85	16
1/18	St. John's*	W	92-82	16
1/22	at Seton Hall*	W	78-74	16
1/25	at Providence*	L	82-96	14
1/29	Villanova*	W	87-68	14
2/1	Connecticut*	W	108-95	15 5
2/5	at Pittsburgh*	W	80-77	15
2/7	at Georgetown*	L	56-60	14
2/12	Kentucky	W	93-85	14 4
2/15	Providence*	W	79-74	14
2/19	at Boston College*	L	83-89	14 25
2/23	Seton Hall*	W	91-69	18
2/27	at St. John's*	W	82-81	18
3/1	at Miami*	W	71-69	14
3/6	Georgetown*	W	81-75	14

BIG EAST Tournament, New York, NY

3/11	vs. Seton Hall	L	80-81 OT	13
------	----------------	---	----------	----

NCAA West Region, Ogden, UT

3/17	vs. Hawaii	W	92-78	15
3/19	vs. Wisc.-Green Bay	W	64-59	15


NCAA West Region, Los Angeles, CA

3/24	vs. Missouri	L	88-98 OT	15 5
------	--------------	---	----------	------

Coach: Jim Boeheim

Leading Scorer: Lawrence Moten (21.5 ppg.)

Leading Rebounder: John Wallace (9.0 rpg.)



**1994-95
(20-10; 12-6)
NCAA**

				Ranking SU Opp
Preseason NIT, Manley Field House, Syracuse, NY				
11/16	George Washington	L	104-111 OT	12
11/29	Colgate	W	88-53	22
Carrier Classic, Syracuse, NY				
12/2	Kent State	W	83-50	22
12/3	Davidson	W	89-66	22
12/6	at Miami*	W	83-65	19
12/17	Princeton	W	67-65	16
12/19	Robert Morris	W	103-67	14
12/22	Arizona	W	94-84	14 6
12/29	LeMoyne	W	94-54	11
1/3	at Boston College*	W	81-72	10
1/7	Seton Hall*	W	89-77	10
1/9	Villanova*	W	61-60	8
1/14	at Pittsburgh*	W	65-63	8
1/17	St. John's*	W	91-87	6
1/21	at Providence*	W	60-59	6
1/23	at Connecticut*	L	75-86	6 2
1/28	Miami*	W	76-51	6
1/30	at Georgetown*	W	76-75	10 13
2/5	at Kentucky	L	71-77	10 6
2/8	Providence*	W	100-76	10
2/12	Connecticut*	L	70-77	10 3
2/14	at Villanova*	L	87-89 OT	11 15
2/18	at Seton Hall*	L	74-82	11
2/21	Pittsburgh*	W	85-72	17
2/26	Georgetown*	L	78-81	17
3/1	at St. John's*	L	78-82	22
3/4	Boston College*	W	90-62	22
BIG EAST Tournament, New York, NY				
3/10	vs. Providence	L	69-71 OT	21
NCAA Midwest Region, Austin, TX				
3/17	vs. Southern Illinois	W	96-92	25
3/19	vs. Arkansas	L	94-96 OT	25 6
Coach: Jim Boeheim				
Leading Scorer: Lawrence Moten (19.6 ppg.)				
Leading Rebounder: John Wallace (8.2 rpg.)				

*BIG EAST Conference game

SYRACUSE

Game-By-Game Scores



1995-96 NCAA

Runner-up

First row (l-r): Todd Burgan, Otis Hill, John Wallace, Lazarus Sims, Jim Hayes, Elimu Nelson, J.B. Reafsnnyder. Second row: David Patrick, Jason Cipolla, Bobby Lazor, Elvir Ovcina, Marius Janulis, James May. Third row: Head manager Mike Scherban, graduate assistant Todd Blumen, assistant coach Mike Hopkins, assistant coach Bernie Fine, head coach Jim Boeheim, assistant coach Wayne Morgan, graduate assistant Jeff Estis, manager Tara Russo, manager David Schapiro.



1995-96 (29-9; 12-6) NCAA

				Ranking SU Opp
11/25	Lafayette	W	87-63	
11/28	Colgate	W	89-55	
12/3	at Providence*	W	82-78	
12/5	St. John's*	W	97-72	
Carrier Classic, Syracuse, NY				
12/8	Columbia	W	83-60	
12/9	Washington St.	W	77-75	
12/13	Bowling Green	W	75-64	25
12/16	C. of Charleston	W	72-61	25
12/23	at Arizona	W	79-70	19 3
Rainbow Classic, Honolulu, HI				
12/28	vs. Illinois	W	75-64	13 12
12/29	vs. Rhode Island	W	92-66	13
12/30	vs. Massachusetts	L	47-65	13 1
1/3	at Miami*	L	66-75	11
1/10	Providence*	W	77-75	14
1/14	Rutgers*	W	81-80	14
1/16	at West Virginia*	L	78-90	12
1/21	at Connecticut*	L	70-79	12 5
1/24	at Georgetown*	L	64-83	17 6
1/27	Boston College*	W	88-73	17 20
1/29	Villanova*	L	69-72 OT	17 6
2/1	Miami*	W	72-51	18
2/4	Alabama	W	81-68	18
2/7	at Pittsburgh*	W	73-67	18
2/10	Georgetown*	W	85-64	18 8
2/12	at Rutgers*	W	63-54	16
2/20	at Seton Hall*	L	79-80	15
2/24	Pittsburgh*	W	77-60	15
2/26	at St. John's*	W	92-79	15
3/2	Notre Dame*	W	71-67	15
BIG EAST Tournament, New York, NY				
3/6	vs. Notre Dame	W	76-55	13
3/7	vs. Boston College	W	69-61	15
3/8	vs. Connecticut	L	67-85	15 3
NCAA West Region, Albuquerque, NM				
3/14	vs. Montana St.	W	88-55	13
3/16	vs. Drexel	W	69-58	13
NCAA West Region, Denver, CO				
3/22	vs. Georgia	W	83-81 OT	15
3/24	vs. Kansas	W	60-57	15 4
NCAA Final Four, East Rutherford, NJ				
3/30	vs. Mississippi St.	W	77-69	15
4/1	vs. Kentucky	L	67-76	15 2
Coach: Jim Boeheim				
Leading Scorer: John Wallace (22.2 ppg.)				
Leading Rebounder: John Wallace (8.4 rpg.)				



1996-97 (19-13; 9-9) NIT

				Ranking SU Opp
11/22	Winthrop	W	106-51	13
Great Alaska Shootout, Anchorage, AK				
11/28	vs. Kentucky	L	53-87	13 7
11/29	vs. Maine	W	85-65	
11/30	vs. NC Greensboro	W	73-56	
12/4	West Virginia*	L	79-101	19
12/7	at Miami*	L	63-67	18
12/10	at Buffalo	W	79-45	
Carrier Classic, Syracuse, NY				
12/13	Pepperdine	W	77-64	
12/14	E. Michigan	L	65-68	
12/18	UNLV	W	78-57	
12/22	Colgate	W	78-57	
12/30	Maryland-Eastern Shore	W	75-55	
1/2	at Notre Dame*	L	52-69	
1/7	Boston College*	L	83-94	23
1/11	at Alabama	W	70-66	
1/15	at Seton Hall*	W	83-66	
1/18	Notre Dame*	L	58-73	
1/20	at Villanova*	W	62-60	12
1/26	at Connecticut*	W	65-53	
1/28	Seton Hall*	W	93-60	
2/1	Villanova*	L	60-70	13
2/4	at Boston College*	L	71-79	
2/8	Georgetown*	W	77-74	
2/12	at St. John's*	L	87-91	
2/15	at West Virginia*	W	87-77 OT	
2/17	Connecticut*	W	71-66 OT	
2/22	Rutgers*	W	92-62	
2/24	at Providence*	W	91-82 OT	
3/2	Pittsburgh*	L	63-65	
BIG EAST Tournament, New York, NY				
3/5	vs. Notre Dame	W	84-66	
3/6	vs. Villanova	L	70-80	
NIT, Syracuse, NY				
3/12	Florida State	L	67-82	
Coach: Jim Boeheim				
Leading Scorer: Otis Hill (15.7 ppg.)				
Leading Rebounder: Otis Hill (6.1 rpg.)				




1997-98 (26-9; 12-6) NCAA BIG EAST Champion

				Ranking SU Opp
11/15	NC Asheville	W	60-57	
11/22	NC-Greensboro	W	83-53	
11/30	Colgate	W	78-74	
12/3	at St. John's*	W	80-73	
12/6	at Boston College*	W	70-52	
Carrier Classic, Syracuse, NY				
12/12	Texas Southern	W	85-73	
12/13	Miami (OH)	W	72-53	
12/18	Buffalo	W	82-70	25
12/20	at UNLV	W	71-64	25
Puerto Rico Holiday Classic, Bayamon, PR				
12/24	vs. St. Louis	W	67-64	19
12/25	vs. Texas Christian	W	82-78	19 25
12/26	vs. Michigan	L	61-93	19
1/4	Rutgers*	W	71-68	19
1/7	at Providence*	W	77-59	18
1/10	Louisville	W	69-65	18
1/13	Providence*	L	64-76	15
1/18	Miami*	W	85-67	15
1/21	at Notre Dame*	L	63-83	15
1/24	Connecticut*	L	54-63	15 8
1/26	at Georgetown*	W	84-66	15
2/1	at Pittsburgh*	W	84-73	20
2/7	Seton Hall*	L	61-85	19
2/10	at Miami*	W	72-63	23
2/14	West Virginia*	W	73-58	20 16
2/16	at Villanova*	W	69-64	23
2/21	at Rutgers*	L	58-62	21
2/24	St. John's*	L	65-67	21
2/26	Pittsburgh*	W	76-61	23
3/1	Georgetown*	W	77-72 OT	23
BIG EAST Tournament, New York, NY				
3/5	vs. Villanova	W	69-66	21
3/6	vs. St. John's	W	69-67 OT	21
3/7	vs. Connecticut	L	64-69	21
NCAA South Region, Lexington, KY				
3/13	vs. Iona	W	63-61	21
3/15	vs. New Mexico	W	56-46	21 18
NCAA South Region, St. Petersburg, FL				
3/20	vs. Duke	L	67-80	2
Coach: Jim Boeheim				
Leading Scorer: Todd Burgan (17.6 ppg.)				
Leading Rebounder: Ryan Blackwell (8.2 rpg.)				

SYRACUSE

Game-By-Game Scores



2002-03

NCAA Champions

First row (l-r): Josh Brooks, Tyrone Albright, Josh Pace, Ronnell Herron, Kueth Duany, Gerry McNamara, Gary Hall, Billy Edelin. **Second row:** Administrative asst. Clay McKnight, asst. coach Troy Weaver, asst. coach Mike Hopkins, Carmelo Anthony, Jeremy McNeil, Craig Forth, Matt Gorman, Hakim Warrick, Andrew Kouwe, assoc. head coach Bernie Fine, head coach Jim Boeheim, video coord. Todd Blumen. **Third row:** Manager Jonathan Sandgarten, manager Chris Console, trainer Brad Pike, strength coach Todd Forcier.



2002-03
(30-5; 13-3)
NCAA Champion
BIG EAST West
Co-Champion

				Ranking	
				SU	Opp
Coaches vs. Cancer Classic, New York, NY					
11/14	vs. Memphis	L	63-70		
11/24	Valparaiso	W	81-66		
12/3	Colgate	W	98-68		
12/6	Cornell	W	85-62		
12/10	NC Greensboro	W	92-65		
12/14	Binghamton	W	94-58		
12/21	Georgia Tech	W	92-65		
12/28	Albany	W	109-79		
12/30	Canisius	W	87-69		
1/8	at Seton Hall*	W	70-66		
1/11	Boston College*	W	82-74		
1/13	Missouri	W	76-69	25	11
1/18	at Pittsburgh*	L	60-73	25	3
1/22	Seton Hall*	W	83-65		
1/26	at Miami*	W	54-49		
1/29	at Rutgers*	L	65-68	24	
2/1	Pittsburgh*	W	67-65	24	2
2/3	Georgetown*	W	88-80	19	
2/8	at West Virginia*	W	94-80	19	
2/10	at Connecticut*	L	61-75	17	23
2/15	Notre Dame*	W	82-80	17	10
2/18	St. John's*	W	66-60	15	
2/23	at Michigan State	W	76-75	15	
2/24	West Virginia*	W	89-51	15	
3/1	at Georgetown*	W	93-84 OT	15	
3/4	at Notre Dame*	W	92-88	12	16
3/9	Rutgers*	W	83-74	12	
BIG EAST Tournament, New York, NY					
3/13	vs. Georgetown	W	74-69	11	
3/14	vs. Connecticut	L	67-80	11	
NCAA East Region, Boston, MA					
3/21	vs. Manhattan	W	76-65	13	
3/23	vs. Oklahoma State	W	68-56	13	23
NCAA East Region, Albany, NY					
3/28	vs. Auburn	W	79-78	13	
3/30	vs. Oklahoma	W	63-47	13	6
NCAA Final Four, New Orleans, LA					
4/5	vs. Texas	W	95-84	13	3
4/7	vs. Kansas	W	81-78	13	4
Coach: Jim Boeheim					
Leading Scorer: Carmelo Anthony (22.2 ppg.)					
Leading Rebounder: Carmelo Anthony (10.0 rpg.)					



2003-04
(23-8; 11-5)
NCAA

				Ranking	
				SU	Opp
11/26	Charlotte	L	92-96	7	
11/30	Rhode Island	W	69-65	7	
12/3	at St. Bonaventure	W	87-78	16	
<i>Blue Cross Arena, Rochester, NY</i>					
12/13	Binghamton	W	75-54	19	
12/17	Manhattan	W	69-63	19	
12/20	Siena	W	74-61	19	
12/22	Colgate	W	101-63	17	
12/28	North Carolina-Asheville	W	81-63	17	
12/30	Canisius	W	87-70	17	
1/3	Michigan State	W	96-83	17	
1/7	St. John's*	W	65-59	17	
1/10	Boston College*	W	96-73	17	
1/12	at Missouri	W	82-68	17	
1/17	at Notre Dame*	W	81-70	17	
1/20	at Seton Hall*	L	67-74	13	
1/24	Pittsburgh*	L	45-66	13	8
1/31	Virginia Tech*	W	76-64	20	
2/2	at Connecticut*	L	56-84	18	5
2/7	at Providence*	L	61-74	18	23
2/10	Rutgers*	W	63-61		
2/14	at Miami*	W	91-74		
2/16	Notre Dame*	L	72-84		
2/21	at Georgetown*	W	57-54		
2/23	Villanova*	W	64-59		
2/29	at Pittsburgh*	W	49-46 OT	3	
3/2	at West Virginia*	W	65-52	24	
3/7	Connecticut*	W	67-56	24	7
BIG EAST Tournament, New York, NY					
3/11	vs. Boston College	L	54-57	19	
NCAA Phoenix Region, Denver, CO					
3/18	vs. Brigham Young	W	80-75	20	
3/20	vs. Maryland	W	72-70	20	19
NCAA Phoenix Region, Phoenix, AZ					
3/25	vs. Alabama	L	71-80	20	
Coach: Jim Boeheim					
Leading Scorer: Hakim Warrick (19.8 ppg.)					
Leading Rebounder: Hakim Warrick (8.6 rpg.)					




2004-05
(27-7, 11-5)¹
NCAA
BIG EAST Tournament
Champion

				Ranking	
				SU	Opp
Coaches vs. Cancer Classic, Syracuse, NY					
11/11	N. Colorado	W	104-54	6	
11/12	Princeton	W	56-45	6	
Coaches vs. Cancer Classic at New York, NY					
11/18	vs. Mississippi State	W	71-58	5	12
11/19	vs. Memphis	W	77-62	5	24
11/27	at Siena	W	78-56	4	
<i>Pepsi Arena, Albany, NY</i>					
12/1	St. Bonaventure	W	91-67	3	
12/4	Colgate	W	68-55	3	
Jimmy V Classic at New York, NY					
12/7	vs. Oklahoma State	L	60-74	4	5
12/11	Binghamton	W	86-56	4	
12/18	Drexel	W	74-54	8	
12/20	Cornell	W	82-69	7	
12/22	Rice	W	88-72	7	
12/28	Albany	W	72-55	7	
12/30	Hofstra	W	80-75	7	
1/5	at St. John's*	W	79-65	6	
1/8	Seton Hall*	W	75-50	6	
1/10	at Notre Dame*	W	70-61	7	
1/15	at Providence*	W	75-71	7	
1/18	Georgetown*	W	78-73 OT	7	
1/22	West Virginia*	W	72-64	7	
1/24	at Rutgers*	W	86-84	4	
1/29	at Pittsburgh*	L	69-76	4	20
2/5	Notre Dame*	W	60-57	8	
2/7	Connecticut*	L	66-74	8	19
2/12	at Villanova*	W	90-75	8	20
2/14	Pittsburgh*	L	64-68	9	17
2/19	at Boston College*	L	60-65	9	6
2/23	St. John's*	W	83-69	15	
2/26	Providence*	W	91-66	15	
3/5	at Connecticut*	L	70-88	13	15
BIG EAST Tournament, New York, NY					
3/10	vs. Rutgers	W	81-57	16	
3/11	vs. Connecticut	W	67-63	16	12
3/12	vs. West Virginia	W	68-59	16	
NCAA Austin Region, Worcester, MA					
3/18	vs. Vermont	L	57-60 OT	11	
Coach: Jim Boeheim					
Leading Scorer: Hakim Warrick (21.4 ppg.)					
Leading Rebounder: Hakim Warrick (8.6 rpg.)					

¹ - 34 games played; 27-7, 11-5 on-court record; wins vacated by NCAA for official record of 12-7, 2-5

Game-By-Game Scores



2005-06
(23-12, 7-9)²
NCAA
BIG EAST Tournament
Champion

			Ranking	
			SU	Opp
2K Sports College Hoop Classic, Syracuse, NY				
11/8	Bethune-Cookman	W 68-37	16	
11/9	Cornell	W 67-62	16	
2K Sports College Hoop Classic, New York, NY				
11/17	vs. Texas Tech	W 81-46	16	
11/18	vs. Florida	L 70-75	16	
11/22	Bucknell	L 69-74	17	
11/25	Siena	W 96-77	17	
11/30	Manhattan	W 87-82 OT		
12/3	Texas Christian	W 80-64		
12/10	Colgate	W 58-35		
12/18	Davidson	W 90-80		
12/21	Illinois-Chicago	W 75-61		
12/27	vs. Towson	W 86-52		
	Wachovia Arena, Wilkes-Barre, PA			
12/30	Kent State	W 78-66		
1/4	UTEP	W 69-56		
1/8	USF*	W 63-57		
1/11	at Notre Dame*	W 88-82		
1/14	at Cincinnati*	W 77-58		
1/16	Connecticut*	L 80-88	20	3
1/21	at Villanova*	L 65-80	20	8
1/23	at Pittsburgh*	L 67-80	25	12
1/29	Seton Hall*	L 61-68	25	
2/1	Rutgers*	W 86-84 OT		
2/8	at Connecticut*	L 50-73		1
2/12	at St. John's*	W 75-60		
2/15	Cincinnati*	L 65-82		
2/18	Louisville*	W 79-66		
2/20	West Virginia*	W 60-58		14
2/25	at Georgetown*	L 53-68		23
3/2	at DePaul*	L 69-108		
3/5	Villanova*	L 82-92		4
BIG EAST Tournament, New York, NY				
3/8	vs. Cincinnati	W 74-73		
3/9	vs. Connecticut	W 86-84 OT		1
3/10	vs. Georgetown	W 58-57		23
3/11	vs. Pittsburgh	W 65-61		15
NCAA Jacksonville Region, Jacksonville, FL				
3/18	vs. Texas A&M	L 58-66	21	
Coach: Jim Boeheim				
Leading Scorer: Gerry McNamara (16.0 ppg.)				
Leading Rebounder: Terrence Roberts (7.6 rpg.)				
2 - 35 games played; 23-12, 7-9 on-court record; wins vacated by NCAA for official record of 0-12, 0-9				
2006-07				
(24-11, 10-6)³				
NIT				
BCA Invitational, Syracuse, NY				
11/10	St. Francis (NY)	W 83-51	20	
11/11	Penn	W 78-60	20	
11/12	UTEP	W 83-69	20	
11/15	Northeastern	W 81-58	18	
11/22	Charlotte	W 79-67	17	
11/25	at Canisius	W 81-71	17	
	HSBC Arena, Buffalo, NY			
11/27	Holy Cross	W 72-64	15	
12/2	Wichita State	L 61-64	15	17

Jimmy V Classic, New York, NY

12/5	vs. Oklahoma State	L 68-72	21	22
12/9	Colgate	W 79-52	21	
12/16	Baylor	W 94-71	23	
12/19	Drexel	L 79-84	23	
12/22	Hofstra	W 85-60		
12/30	St. Bonaventure	W 82-70		
1/4	Pittsburgh*	L 66-74	10	
1/7	at Marquette*	W 70-58	15	
1/10	at Rutgers*	W 68-58		
1/13	Villanova*	W 75-64		
1/17	Cincinnati*	W 77-76		
1/21	at St. John's*	L 60-64		
1/27	at Louisville*	L 71-76		
1/30	Notre Dame*	L 91-103	21	
2/3	DePaul*	W 75-69		
2/5	at Connecticut*	L 60-67		
2/11	St. John's*	W 76-74		
2/14	at USF*	W 70-53		
2/17	Connecticut*	W 73-63		
2/24	at Providence*	W 71-67		
2/26	Georgetown*	W 72-58	9	
3/3	at Villanova*	L 75-78		

BIG EAST Tournament, New York, NY


3/7	vs. Connecticut	W 78-65		
3/8	vs. Notre Dame	L 83-89	20	
NIT				
3/14	S. Alabama	W 79-73		
3/19	San Diego State	W 80-64		
3/21	at Clemson	L 70-74		

Coach: Jim Boeheim

Leading Scorer: Demetris Nichols (18.9 ppg.)

Leading Rebounder: Terrence Roberts (8.1 rpg.)

3 - 35 games played; 24-11, 10-6 on-court record; wins vacated by NCAA for official record of 2-11, 0-6



2007-08
(21-14; 9-9)
NIT

			Ranking	
			SU	Opp
NIT Season Tip-off, Syracuse, NY				
11/12	Siena	W 97-89		
11/13	Saint Joseph's	W 72-69		
11/16	Fordham	W 80-63		
NIT Season Tip-off, New York, NY				
11/21	vs. Ohio State	L 65-79	21	
11/23	vs. Washington	W 91-85	21	
11/28	Massachusetts	L 100-107		
12/1	Tulane	W 73-60		
12/5	at Virginia	W 70-68		
12/8	Rhode Island	L 89-91		
12/15	E. Tenn. State	W 125-75		
12/18	Colgate	W 87-59		
12/22	Cornell	W 80-64		
12/30	Northeastern	W 95-74		
1/2	St. John's	W 76-70		
1/5	USF	W 89-77		
1/9	at Cincinnati	L 66-74		
1/13	at West Virginia	L 61-81		
1/16	Rutgers	W 81-59		
1/19	Villanova*	L 71-81	25	
1/21	at Georgetown*	L 62-64 OT	9	
1/27	Providence*	W 71-64		
1/30	at DePaul*	W 60-55		
2/2	at Villanova*	W 87-73		
2/6	Connecticut*	L 61-63	19	
2/13	at USF*	L 78-89		
2/16	Georgetown*	W 77-70	8	
2/18	at Louisville*	L 50-61	18	
2/24	at Notre Dame*	L 87-94	21	
3/1	Pittsburgh*	L 77-82		
3/5	at Seton Hall*	W 85-73		
3/8	Marquette*	W 87-72	21	

BIG EAST Tournament, New York, NY

3/12	vs. Villanova	L 63-82		
NIT				
3/18	Robert Morris	W 87-81		
3/20	Maryland	W 88-72		
3/25	Massachusetts	L 77-81		

Coach: Jim Boeheim

Leading Scorer: Donte Greene (17.7 ppg.)

Leading Rebounder: Paul Harris (8.2 rpg.)



2008-09
(28-10; 11-7)
NCAA

			Ranking	
			SU	Opp
O'Reilly Auto Parts CBE Classic, Syracuse, NY				
11/16	LeMoyne	W 85-51		
11/18	Richmond	W 76-71		
11/21	Oakland	W 86-66		
O'Reilly Auto Parts CBE Classic, Kansas City, MO				
11/21	vs. Florida	W 89-83	17	
11/22	vs. Kansas	W 89-81 OT	22	
11/28	Virginia	W 73-70		
12/1	Colgate	W 86-51	16	
12/3	Cornell	W 88-78	16	
12/13	Long Beach State	W 79-55	13	
12/15	Cleveland State	L 69-72	11	
12/17	Canisius	W 82-60	11	
12/20	at Memphis	W 72-65	11	23
12/22	Coppin State	W 82-71	17	
12/30	Seton Hall*	W 100-76	13	
1/2	at USF*	W 59-54	13	
1/7	DePaul*	W 85-68	11	
1/10	at Rutgers*	W 82-66	11	
1/14	at Georgetown*	L 74-88	8	13
1/17	Notre Dame*	W 93-74	8	12
1/19	at Pittsburgh*	L 60-78	8	4
1/25	Louisville*	L 57-67	8	9
1/28	at Providence*	L 94-100	15	
2/4	West Virginia*	W 74-61	20	
2/7	at Villanova*	L 85-102	20	17
2/11	at Connecticut*	L 49-63	23	1
2/14	Georgetown*	W 98-94 OT	23	
2/22	Villanova*	L 86-89	24	12
2/24	at St. John's*	W 87-58		
3/1	Cincinnati*	W 87-63		
3/3	Rutgers*	W 70-40	25	
3/7	at Marquette*	W 86-79 OT	25	13
BIG EAST Tournament, New York, NY				
3/11	vs. Seton Hall	W 89-74	18	
3/12	vs. Connecticut	W 127-117 6OT	18	3
3/13	vs. West Virginia	W 74-69 OT	18	
3/14	vs. Louisville	L 66-76	18	5
NCAA South Region, Miami, FL				
3/20	vs. S. F. Austin	W 59-44	13	
3/22	vs. Arizona State	W 78-67	13	16
NCAA South Region, Miami, FL				
3/27	vs. Oklahoma	L 71-84	13	7
Coach: Jim Boeheim				
Leading Scorer: Jonny Flynn (17.4 ppg.)				
Leading Rebounder: Paul Harris (8.1 rpg.)				

*BIG EAST Conference game


SYRACUSE

Game-By-Game Scores



2009-10
(30-5; 15-3)
NCAA
BIG EAST Champion

			Ranking SU Opp
2K Sports Classic, Syracuse, NY			
11/9	Albany	W 75-43	
11/11	Robert Morris	W 100-60	
2K Sports Classic, New York, NY			
11/19	vs. California	W 95-73	13
11/20	vs. North Carolina	W 87-71	6
11/24	Cornell	W 88-73	10
11/27	Columbia	W 85-60	10
11/30	Colgate	W 92-58	8
12/5	Maine	W 101-55	8
SEC/BIG EAST Challenge, Tampa, FL			
12/10	vs. Florida	W 85-73	7 10
12/13	St. Francis (NY)	W 75-51	7
12/19	St. Bonaventure	W 85-72	5
12/22	Oakland	W 92-60	5
12/29	at Seton Hall*	W 80-73	5
1/2	Pittsburgh*	L 72-82	5
1/6	Memphis	W 74-57	7
1/10	USF*	W 82-65	7
1/13	at Rutgers*	W 81-65	5
1/16	at West Virginia*	W 72-71	5 10
1/18	at Notre Dame*	W 84-71	5
1/23	Marquette*	W 76-71	5
1/25	Georgetown*	W 73-56	4 7
1/30	at DePaul*	W 59-57	4
2/2	Providence*	W 85-68	3
2/7	at Cincinnati*	W 71-54	3
2/10	Connecticut*	W 72-67	2
2/14	Louisville*	L 60-66	2
2/18	at Georgetown*	W 75-71	5 10
2/23	at Providence*	W 99-85	4
2/27	Villanova*	W 95-77	4 7
3/2	St. John's*	W 85-66	1
3/6	at Louisville*	L 68-78	1
BIG EAST Tournament, New York, NY			
3/11	vs. Georgetown	L 84-91	3 21
NCAA West Region, Buffalo, NY			
3/19	vs. Vermont	W 79-56	4
3/21	vs. Gonzaga	W 87-65	4 22
NCAA West Region, Salt Lake City, UT			
3/25	vs. Butler	L 59-63	4 18
Coach: Jim Boeheim			
Leading Scorer: Wes Johnson (16.5 ppg.)			
Leading Rebounder: Wes Johnson (8.5 rpg.)			



2010-11
(27-8, 12-6)⁴
NCAA

			Ranking SU Opp
11/12	Northern Iowa	W 68-46	10
11/14	Canisius	W 86-67	10
Legends Classic, Syracuse, NY			
11/16	Detroit	W 66-55	10
11/21	William & Mary	W 63-60	10
Legends Classic, Atlantic City, NJ			
11/26	vs. Michigan	W 53-50	9
11/27	vs. Georgia Tech	W 80-76	9
11/30	Cornell	W 78-58	8
12/4	N.C. State	W 65-59	8
Jimmy V Classic, New York, NY			
12/7	vs. Michigan State	W 72-58	8 7
12/11	Colgate	W 100-43	8
12/18	Iona	W 83-77	8
12/20	Morgan State	W 97-55	5
12/22	Drexel	W 93-65	5
12/28	Providence*	W 81-74	5
1/1	Notre Dame*	W 70-58	5 15
1/8	at Seton Hall*	W 61-56	4
1/12	at St. John's*	W 76-59	4
1/15	Cincinnati*	W 67-52	4 25
1/17	at Pittsburgh*	L 66-74	3 5
1/22	Villanova*	L 72-83	3 7
1/25	Seton Hall*	L 68-90	9
1/29	at Marquette*	L 70-76	9
2/2	at Connecticut*	W 66-58	17 6
2/5	at USF*	W 72-49	17
2/9	Georgetown*	L 56-64	12 11
2/12	at Louisville*	L 69-73	12 16
2/14	West Virginia*	W 63-52	17
2/19	Rutgers*	W 84-80 OT	17
2/21	at Villanova*	W 69-64	17 15
2/26	at Georgetown*	W 58-51	17 11
3/5	DePaul*	W 107-59	12
BIG EAST Tournament, New York, NY			
3/10	vs. St. John's	W 79-73	11 17
3/11	vs. Connecticut	L 71-76 OT	11 21
NCAA West Region, Cleveland, OH			
3/18	vs. Indiana State	W 77-60	12
3/20	vs. Marquette	L 62-66	12
Coach: Jim Boeheim			
Leading Scorer: Kris Joseph (14.3 ppg.)			
Leading Rebounder: Rick Jackson (10.3 rpg.)			
⁴ - 35 games played; 27-8, 12-6 on-court record; wins vacated by NCAA for official record of 20-8, 10-6			



2011-12
(34-3, 17-1)⁵
NCAA

			Ranking SU Opp
11/12	Fordham	W 78-53	5
NIT Season Tip-off, Syracuse, NY			
11/14	Manhattan	W 92-56	5
11/15	Albany	W 98-74	
11/19	Colgate	W 92-47	5
NIT Season Tip-off, New York, NY			
11/23	vs. Virginia Tech	W 69-58	5
11/25	vs. Stanford	W 69-63	5
11/29	Eastern Michigan	W 84-48	4
BIG EAST/SEC Challenge, Syracuse, NY			
12/2	Florida	W 72-68	4 10
12/6	Marshall	W 62-56	3
12/10	George Washington	W 85-50	3
12/17	at N.C. State	W 88-72	1
12/20	Bucknell	W 80-61	1
12/22	Tulane	W 80-61	1
12/28	Seton Hall*	W 75-49	1
1/1	at DePaul*	W 87-68	1
1/4	at Providence*	W 87-73	1
1/7	Marquette*	W 73-66	1
1/11	at Villanova*	W 79-66	1
1/14	Providence*	W 78-55	1
1/16	Pittsburgh*	W 71-63	1
1/21	at Notre Dame*	L 58-67	1
1/23	at Cincinnati*	W 60-53	3
1/28	West Virginia*	W 63-61	3
2/4	at St. John's*	W 95-70	2
2/8	Georgetown*	W 64-61 OT	2 12
2/11	Connecticut*	W 85-67	2
2/13	at Louisville*	W 52-51	2 19
2/19	at Rutgers*	W 74-64	2
2/22	USF*	W 56-48	2
2/25	at Connecticut*	W 71-69	2
3/3	Louisville*	W 58-49	2 19
BIG EAST Tournament, New York, NY			
3/8	vs. Connecticut	W 58-55	2
3/9	vs. Cincinnati	L 68-71	2
NCAA East Region, Pittsburgh, PA			
3/15	vs. NC-Asheville	W 72-65	2
3/17	vs. Kansas State	W 75-59	2
NCAA East Region, Boston, MA			
3/22	vs. Wisconsin	W 64-63	2 14
3/24	vs. Ohio State	L 70-77	2 7
Coach: Jim Boeheim			
Leading Scorer: Kris Joseph (13.4 ppg.)			
Leading Rebounder: Fab Melo (5.8 rpg.)			

⁵ - 37 games played; 34-3, 17-1 on-court record; wins vacated by NCAA for official record of 0-3, 0-1

*BIG EAST Conference game

SYRACUSE

Game-By-Game Scores



2012-13

NCAA Final Four

First row (l-r): Griffin Hoffmann, Albert Nassar, Nolan Hart, Michael Carter-Williams, C.J. Fair, Michael Gbinije, Brandon Triche, Matt Lyde-Cajuste, Russ DeRemer, Noel Jones. Second row (l-r): Video coord. Todd Blumen, head coach Jim Boeheim, grad. mgr. Nick Resavy, asst. coach Gerry McNamara, asst. coach Adrian Autry, asst. coach Mike Hopkins, Baye Moussa Keita, DeJuan Coleman, Rakeem Christmas, James Southerland, Jerami Grant, Trevor Cooney, mgr. Kevin Belbey, mgr. Zach Vaught, academic coord. Joe Fields, mgr. Pete Corasanti, head athletic trianer Brad Pike, dir. of strength and conditioning Ryan Cabiles, equip. mgr. Dan Shworles



2012-13
(30-10; 11-7)
NCAA

NCAA East Region, San Jose, CA

3/21 vs. Montana W 81-34 16
3/23 vs. California W 66-60 16

NCAA East Region, Washington, DC

3/28 vs. Indiana W 61-50 16 4
3/30 vs. Marquette W 55-39 16 15


NCAA Final Four, Atlanta, GA

4/6 vs. Michigan L 56-61 16 t10

Coach: Jim Boeheim

Leading Scorer: C.J. Fair (14.5 ppg.)

Leading Rebounder: C.J. Fair (7.0 rpg.)



2013-14
(28-6; 14-4 ACC)
NCAA

			Ranking SU Opp
Battle On the Midway, San Diego, CA			
11/11	at San Diego State	W 62-49	9 20
11/18	Wagner	W 88-57	8
11/21	Princeton	W 73-53	6
11/25	Colgate	W 87-51	6
SEC/BIG EAST Challenge, Fayetteville, AR			
11/30	at Arkansas	W 91-82	6
12/3	Eastern Michigan	W 84-48	4
12/6	Long Beach State	W 84-53	4
12/8	Monmouth	W 108-56	4
Gotham Classic, Syracuse, NY			
12/15	Canisius	W 85-61	4
12/17	Detroit	W 72-68	3
Gotham Classic, New York, NY			
12/22	vs. Temple	L 79-83	3
Gotham Classic, Syracuse, NY			
12/29	Alcorn State	W 57-36	9
12/31	Central Connecticut	W 96-62	7
1/2	Rutgers*	W 78-53	7
1/6	at USF*	W 55-44	7
1/9	at Providence*	W 72-66	7
1/12	Villanova*	W 72-61	7
1/19	at Louisville*	W 70-68	6 1
1/21	Cincinnati*	W 57-55	t3 21
1/26	at Villanova*	L 71-75 OT	t3
2/2	at Pittsburgh*	L 55-65	6
2/4	Notre Dame*	W 63-47	9 25
2/10	St. John's*	W 77-58	9
2/13	at Connecticut*	L 58-66	6
2/16	at Seton Hall*	W 76-65	6
2/20	Providence*	W 84-59	8
2/23	Georgetown*	L 46-57	8 11
2/25	at Marquette*	L 71-74	12 22
3/2	Louisville*	L 53-58	12 10
3/6	DePaul*	W 78-57	17
3/9	at Georgetown*	L 39-61	17 5
BIG EAST Tournament, New York, NY			
3/13	vs. Seton Hall	W 75-63	19
3/14	vs. Pittsburgh	W 62-59	19 17
3/15	vs. Georgetown	W 58-55 OT	19 5
3/16	vs. Louisville	L 61-78	19 4



The Atlantic Coast Conference

On July 1, 2013, Syracuse officially became a member of the Atlantic Coast Conference (ACC). The affiliation grouped the Syracuse program with one of the strongest across-the-board conferences in the country.

Syracuse, along with Pittsburgh and Notre Dame from the BIG EAST Conference, joined up with Boston College, Clemson, Duke, Florida State, Georgia Tech, Maryland, Miami, North Carolina, NC State, Virginia, Virginia Tech and Wake Forest.

Louisville joined the league in 2014-15 while Maryland departed.

The ACC features three of the four active coaches who are members of the Naismith Memorial Basketball Hall of Fame: Jim Boeheim (Syracuse), Mike Krzyzewski (Duke) and Roy Williams (North Carolina). Krzyzewski and Boeheim are the two winningest coaches in Division I history.

#Atlantic Coast Conference game

			Ranking SU Opp
11/8	Cornell	W 82-60	t8
11/12	Fordham	W 89-74	9
11/16	Colgate	W 69-50	9
11/18	St. Francis-Brooklyn	W 56-50	9
EA Sports Maui Invitational, Maui, Hawaii			
11/25	vs. Minnesota	W 75-67	8
11/26	vs. California	W 92-81	8
11/27	vs. Baylor	W 74-67	8 18
Big Ten/ACC Challenge, Syracuse, NY			
12/3	Indiana	W 69-52	4
12/7	Binghamton	W 93-65	4
12/15	at St. John's	W 68-63	2
12/20	High Point	W 75-54	2
12/28	Villanova	W 78-62	2 8
12/31	Eastern Michigan	W 70-48	2
1/4	Miami#	W 49-44	2
1/7	at Virginia Tech#	W 72-52	2
1/11	North Carolina#	W 57-45	2
1/13	at Boston College#	W 69-59	2
1/18	Pittsburgh#	W 59-54	2 22
1/25	at Miami#	W 64-52	2
1/29	at Wake Forest#	W 67-57	2
2/1	Duke#	W 91-89 OT	2 17
2/3	Notre Dame#	W 61-55	1
2/9	Clemson#	W 57-44	1
2/12	at Pittsburgh#	W 58-56	1 25
2/15	NC State#	W 56-55	1
2/19	Boston College#	L 59-62 OT	1
2/22	at Duke#	L 60-66	1 5
2/24	at Maryland#	W 57-55	4
3/1	at Virginia#	L 56-75	4 12
3/4	Georgia Tech#	L 62-67	7
3/9	at Florida State#	W 74-58	7
ACC Tournament, Greensboro, NC			
3/14	vs. NC State	L 63-66	11
NCAA South Region, Buffalo, NY			
3/20	vs. W. Michigan	W 77-53	14
3/22	vs. Dayton	L 53-55	14

Coach: Jim Boeheim

Leading Scorer: C.J. Fair (16.5 ppg.)

Leading Rebounder: C.J. Fair (6.8 rpg.)

2017-18 ORANGE BASKETBALL

SYRACUSE

Game-By-Game Scores



2015-16 NCAA Final Four

First row (l-r): Equip. mgr. Dan Shworles, grad. mgr. Peter Coransanti, assoc. dir. for student-athlete development Joe Fields, director of strength and conditioning Ryan Cabiles, asst. a.d. for sports medicine Brad Pike, honorary mgr. Nicholas Trivelpiece, video coordinator/producer Todd Blumen, senior mgr. Mike DeCandido, senior mgr. Amanda Casale, senior mgr. Jake Rosen. Second row (l-r): Asst. Coach Gerry McNamara, asst. coach Adrian Autry, Mike Sutton, Jonathan Radner, Evan Dourdas, Christian White, Frank Howard, Tyler Lydon, Chinonso Obokoh, Dajuan Coleman, Trevor Cooney, head coach Jim Boeheim, Michael Gbinije, Paschal Chukwu, Tyler Roberson, Kaleb Joseph, Malachi Richardson, Doyin Akintobi-Adeyeye, Adrian Autry Jr, Shaun Belbey, Ky Feldman, assoc. coach Mike Hopkins, dir. of operations Kip Wellman.



2014-15 (18-13; 9-9 ACC)

			Ranking SU Opp
2K Classic, Syracuse, N.Y.			
11/14	Kennesaw State	W 89-42	23
11/15	Hampton	W 65-47	23
2K Classic, New York, N.Y.			
11/20	vs. California	L 59-73	23
11/21	vs. Iowa	W 66-63	23
11/25	Loyola (Md.)	W 70-37	
11/28	Holy Cross	W 72-48	
ACC/Big Ten Challenge, Ann Arbor, Mic.			
12/2	at Michigan	L 65-68	17
12/6	at St. John's	L 57-69	
12/14	Louisiana Tech	W 71-69	
12/20	at Villanova	L 77-82 OT	7
12/22	Colgate	W 78-43	
12/28	Long Beach	W 85-67	
12/31	Cornell	W 61-44	
1/3	at Virginia Tech#	W 68-66	
1/7	at Georgia Tech#	W 46-45	
1/11	Florida State#	W 70-57	
1/13	Wake Forest#	W 86-83 OT	
1/17	at Clemson#	L 53-66	
1/20	Boston College#	W 69-61	
1/24	Miami#	L 62-66	
1/26	at North Carolina#	L 83-93	13
2/3	Virginia Tech#	W 72-70	
2/7	at Pittsburgh#	L 77-83	
2/11	at Boston College#	W 70-56	
2/14	Duke#	L 72-80	4
2/18	Louisville#	W 69-59	12
2/21	Pittsburgh	L 61-65	
2/24	at Notre Dame#	W 65-60	9
2/28	at Duke#	L 54-73	4
3/2	Virginia#	L 47-59	2
3/7	at NC State#	L 57-71	

Coach: Jim Boeheim

Leading Scorer: Rakeem Christmas (17.5 ppg.)

Leading Rebounder: Rakeem Christmas (9.1 ppg.)

#Atlantic Coast Conference game



2015-16 (23-14; 9-9 ACC) NCAA

			Ranking SU Opp
11/13	Lehigh	W 57-47	
11/17	St. Bonaventure	W 79-66	
Battle 4 Atlantis, Syracuse, N.Y.			
11/21	Elon	W 66-55	
Battle 4 Atlantis, Bahamas			
11/25	vs. Charlotte	W 83-70	
11/26	vs. Connecticut	W 79-76	18
11/27	vs. Texas A&M	W 74-67	25
Big Ten/ACC Challenge, Syracuse, N.Y.			
12/2	Wisconsin	L 58-66 OT	14
12/5	at Georgetown	L 72-79	14
12/8	Colgate	W 78-51	
12/13	at St. John's	L 72-84	
12/19	Cornell	W 67-46	
12/22	Montana State	W 82-60	
12/27	Texas Southern	W 80-62	
12/30	at Pittsburgh#	L 61-72	
1/2	at Miami#	L 51-64	13
1/5	Clemson#	L 73-74 OT	
1/9	North Carolina#	L 73-84	6
1/13	Boston College#	W 62-40	
1/16	at Wake Forest#	W 83-55	
1/18	at Duke#	W 64-62	20
1/24	at Virginia#	L 65-73	13
1/28	Notre Dame#	W 81-66	25
1/30	Georgia Tech#	W 60-57	
2/2	Virginia Tech#	W 68-60 OT	
2/11	Florida State#	W 85-72	
2/14	at Boston College#	W 75-61	
2/17	at Louisville	L 58-72	18
2/20	Pittsburgh#	L 52-66	
2/27	NC State#	W 75-66	
2/29	at North Carolina#	L 70-75	8
3/5	at Florida State#	L 73-78	
ACC Tournament, Washington, D.C.			
3/9	vs. Pittsburgh	L 71-72	
NCAA Midwest Region, St. Louis, Mo.			
3/18	vs. Dayton	W 70-51	
3/20	vs. Middle Tennessee	W 75-50	
NCAA Midwest Region, Chicago, Ill.			
3/25	vs. Gonzaga	W 63-60	
3/27	vs. Virginia	W 68-62	4
NCAA Final Four, Houston, Texas			
4/2	vs. North Carolina	L 66-83	3

Coach: Jim Boeheim

Leading Scorer: Michael Gbinije (17.5 ppg.)

Leading Rebounder: Tyler Roberson (8.5 rpg.)



2016-17 (19-15; 10-8 ACC) NIT

			Ranking SU Opp
11/11	Colgate	W 83-55	19
Brooklyn Holiday Hoops Invitational, Syracuse, N.Y.			
11/15	Holy Cross	W 90-46	18
11/18	Monmouth	W 71-50	18
11/22	South Carolina State	W 101-59	18
Brooklyn Holiday Hoops Invitational, Brooklyn, N.Y.			
11/26	vs. South Carolina	L 50-64	18
ACC/Big Ten Challenge, Madison, Wisc.			
11/29	at Wisconsin	L 60-77	22
12/3	North Florida	W 77-71	22
12/5	vs. Connecticut	L 50-52	
12/10	Boston U.	W 99-77	
12/17	Georgetown	L 71-78	
12/19	Eastern Michigan	W 105-57	
12/21	St. John's	L 60-93	
12/27	Cornell	W 80-56	
1/1	at Boston College#	L 81-96	
1/4	Miami#	W 70-55	
1/7	Pittsburgh#	W 77-66	
1/10	at Virginia Tech#	L 73-83	
1/14	Boston College#	W 76-53	
1/16	at North Carolina#	L 68-85	9
1/21	at Notre Dame#	L 66-84	15
1/24	Wake Forest#	W 81-76	
1/28	Florida State#	W 82-72	6
2/1	at NC State#	W 100-93 OT	
2/4	Virginia#	W 66-62	11
2/7	at Clemson#	W 82-81	
2/11	at Pittsburgh#	L 75-80	
2/13	Louisville#	L 72-76 OT	8
2/19	at Georgia Tech#	W 90-61	
2/22	Duke#	W 78-75	10
2/26	at Louisville	L 68-88	7
3/4	Georgia Tech	W 90-61	
ACC Tournament, Brooklyn			
3/8	vs. Miami	L 57-62	
NIT, Syracuse, N.Y.			
3/15	NC-Greensboro	W 90-77	
3/18	Mississippi	L 80-85	


Coach: Jim Boeheim

Leading Scorer: Andrew White III (18.5 ppg.)

Leading Rebounder: Tyler Lydon (8.6 rpg.)

SYRACUSE

SU vs. AP Ranked Opponents



Hall of Fame coaches Jim Boeheim and Mike Krzyzewski shook hands before Syracuse hosted #10 Duke on February 22. Syracuse played eight ranked teams in 2016-17.

				Ranking SU Opp
vs. No. 1 (4-7)				
3/13/1950	vs. Bradley	L	66-78	1
12/10/1983	N. Carolina	L	64-87	1
1/28/1985	Georgetown	W	65-63	11 1
2/23/1985	St. John's	L	83-88	7 1
3/8/1985	vs. Georgetown	L	65-74	13 1
12/30/1995	vs. Mass.	L	47-65	13 1
2/1/1999	at Connecticut	W	59-42	16 1
2/8/2006	at Connecticut	L	50-73	1
3/9/2006	vs. Connecticut	W	86-84 OT	1
2/11/2009	at Connecticut	L	49-63	23 1
1/19/2013	at Louisville	W	70-68	6 1

vs. No. 2 (3-10)				
12/29/1950	vs. Bradley	L	64-72	2
12/28/1965	vs. Vanderbilt	L	98-113	2
12/29/1966	vs. Louisville	L	71-75	2
3/29/1975	vs. Kentucky	L	79-95	6 2
3/21/1987	vs. N. Carolina	W	79-75	10 2
2/13/1989	at Georgetown	L	54-61	9 2
3/5/1989	Georgetown	W	82-76 OT	6 2
1/23/1995	at Connecticut	L	75-86	6 2
4/1/1996	vs. Kentucky	L	67-76	15 2
3/20/1998	vs. Duke	L	67-80	2
3/23/2000	vs. Michigan St.	L	58-75	16 2
2/1/2003	Pittsburgh	W	67-65	24 2
3/2/2015	Virginia	L	47-59	2

vs. No. 3 (5-14)				
12/28/1954	vs. La Salle	L	54-103	3
2/1/1981	at DePaul	L	69-91	3
1/23/1985	at St. John's	L	80-82 OT	7 3
3/3/1985	at Georgetown	L	63-90	12 3
3/30/1987	vs. Indiana	L	73-74	10 3
11/21/1987	vs. N. Carolina	L	93-96 OT	1 3
3/12/1989	vs. Georgetown	L	79-88	5 3
3/26/1989	vs. Illinois	L	86-89	7 3
1/27/1990	at Georgetown	W	95-76	11 3
2/12/1995	Connecticut	L	70-77	10 3
12/23/1995	at Arizona	W	79-70	19 3
3/8/1996	vs. Connecticut	L	67-85	15 3
3/5/1999	vs. Connecticut	L	50-71	20 3
1/18/2003	at Pittsburgh	L	60-73	25 3
4/5/2003	vs. Texas	W	95-84	13 3
2/29/2004	at Pittsburgh	W	49-46 OT	3
1/16/2006	Connecticut	L	80-88	20 3
3/12/2009	vs. Connecticut	W	127-117 6OT	18 3
4/2/2016	vs. North Carolina	L	66-83	3

vs. No. 4 (6-10)				
3/31/1975	vs. Louisville	L	88-96 OT	20 4
1/30/1982	DePaul	L	87-92	4
3/1/1983	Villanova	W	79-70	18 4
1/30/1984	Georgetown	L	67-80	20 4
3/3/1984	at Georgetown	L	71-88	16 4
2/12/1994	Kentucky	W	93-85	14 4
3/24/1996	vs. Kansas	W	60-57	15 4
2/28/2000	Connecticut	L	58-70	24 4
4/7/2003	vs. Kansas	W	81-78	13 4
3/6/2006	Villanova	L	82-92	4
1/19/2009	at Pittsburgh	L	60-78	8 4
3/16/2013	vs. Louisville	L	61-78	19 4
3/28/2013	vs. Indiana	W	61-50	16 4
2/14/2015	Duke	L	72-80	4
2/28/2015	at Duke	L	54-73	4
3/27/2016	vs. Virginia	W	68-62	4

vs. No. 5 (3-10)				
12/26/1970	vs. Penn	L	77-85 OT	5
3/8/1986	vs. St. John's	L	69-70	8 5
2/10/1988	at Pittsburgh	W	84-75	11 5
2/1/1994	Connecticut	W	108-95	15 5
3/24/1994	vs. Missouri	L	88-98 OT	15 5
1/21/1996	at Connecticut	L	70-79	12 5
2/2/2004	at Connecticut	L	56-84	18 5
12/7/2004	vs. Oklahoma St.	L	60-74	4 5
3/14/2009	vs. Louisville	L	66-76	18 5
1/17/2011	at Pittsburgh	L	66-74	3 5
3/9/2013	at Georgetown	L	39-61	17 5
3/15/2013	vs. Georgetown	W	58-55	19 5
2/22/2014	at Duke	L	60-66	1 5

vs. No. 6 (10-6)				
3/31/1951	at Bradley	W	76-75	6
3/20/1975	vs. N. Carolina	W	78-76	20 6
3/24/1989	vs. Missouri	W	83-80	7 6
12/6/1989	vs. Duke	W	78-76	1 6
12/22/1994	Arizona	W	94-84	14 6
2/5/1995	at Kentucky	L	71-77	10 6
3/19/1995	vs. Arkansas	L	94-96 OT	25 6
1/24/1996	at Georgetown	L	64-83	17 6
1/29/1996	Villanova	L	69-72 OT	17 6
1/24/2000	Connecticut	W	88-74	4 6
3/30/2003	vs. Oklahoma	W	63-47	13 6
2/19/2005	at Boston College	L	60-65	9 6
11/20/2009	vs. N. Carolina	W	87-71	6
2/2/2011	at Connecticut	W	66-58	17 6
1/9/2015	North Carolina	L	73-84	6
1/28/2017	Florida State	W	82-72	6

				Ranking SU Opp
vs. No. 7 (8-13)				
1/16/1953	at Fordham	L	70-92	7
12/26/1955	vs. Holy Cross	L	74-87	7
2/19/1969	St. John's	L	63-71	7
2/1/1975	La Salle	W	87-78	7
2/16/1980	at St. John's	W	72-71	2 7
2/1/1986	St. John's	W	68-64	11 7
3/8/1987	vs. Georgetown	L	59-69	10 7
3/6/1988	Pittsburgh	L	84-85	11 7
3/4/1990	Georgetown	W	89-87 OT	10 7
1/11/1993	at Seton Hall	L	73-80	24 7
11/28/1996	vs. Kentucky	L	53-87	13 7
3/7/2004	Connecticut	W	67-56	24 7
2/7/2009	at Villanova	L	85-102	20 7
3/27/2009	vs. Oklahoma	L	71-84	13 7
1/25/2010	Georgetown	W	73-56	4 7
2/27/2010	Villanova	W	95-77	4 7
12/7/2010	vs. Mich. State	W	72-58	8 7
1/22/2010	Villanova	L	72-83	3 7
3/24/2012	vs. Ohio State	L	70-77	2 7
12/20/2014	at Villanova	L	77-82 OT	7
2/26/2017	at Louisville	L	68-88	7

vs. No. 8 (7-9)				
3/15/1973	vs. Maryland	L	75-91	14 8
1/17/1982	Georgetown	W	75-70	8
1/22/1983	St. John's	L	57-68	15 8
2/26/1986	at St. John's	L	79-86	6 8
1/31/1988	Michigan	W	89-71	17 8
2/10/1990	Connecticut	W	90-86	6 8
3/11/1990	Connecticut	L	75-78	4 8
11/25/1990	vs. Indiana	W	77-74	13 8
2/10/1996	Georgetown	W	85-64	18 8
1/24/1998	Connecticut	L	54-63	15 8
1/24/2004	Pittsburgh	L	45-66	13 8
1/21/2006	at Villanova	L	65-80	20 8
2/16/2008	Georgetown	W	77-70	8
12/28/2013	Villanova	W	78-62	2 8
2/29/2016	at North Carolina	W	70-75	8
2/13/2017	Louisville	L	76-72 OT	8

vs. No. 9 (7-6)				
12/12/1964	at Kentucky	L	77-110	9
2/14/1973	St. John's	W	80-70	9
12/11/1982	Houston	W	92-87	9
2/23/1983	at St. John's	L	69-85	13 9
1/2/1991	St. John's	W	92-86 OT	3 9
1/31/1993	Seton Hall	W	76-67	9
1/27/1999	St. John's	L	70-75	17 9
2/26/2007	Georgetown	W	72-58	9
1/21/2008	at Georgetown	L	62-64 OT	9
1/25/2009	Louisville	L	57-67	8 9
2/24/2015	at Notre Dame	W	65-60	9
1/16/2017	at North Carolina	L	68-85	9
2/4/2017	Virginia	W	66-62	9

vs. No. 10 (10-7)				
12/16/1954	at Niagara	L	74-99	10
12/29/1954	vs. Niagara	L	70-91	10
2/9/1974	at Pittsburgh	L	56-71	10
1/13/1980	at Purdue	W	66-61	5 10
1/7/1989	Seton Hall	W	90-66	2 10
2/6/1989	at Seton Hall	W	85-79	14 10
2/3/1992	Connecticut	W	84-83	13 10
12/22/2000	Tennessee	L	70-83	12 10
1/29/2001	Georgetown	W	70-63	12 10
2/15/2003	Notre Dame	W	82-80	17 10
1/4/2007	Pittsburgh	L	66-74	10
12/10/2009	vs. Florida	W	85-73	7 10
1/16/2010	at W. Virginia	W	72-71	5 10
2/18/2010	at Georgetown	W	75-71	5 10
12/2/2011	Florida	W	72-68	4 10
3/2/2013	Louisville	L	53-58	12 10
4/6/2013	vs. Michigan	L	56-61	16 t10
2/22/2017	Duke	W	78-75	10

SU vs. AP Ranked Opponents

[illegible]

* won-lost records vs. AP ranked opponents don't reflect wins vacated by the NCAA from 2004-07 to 2010-12

Syracuse In The Polls

Syracuse In The Polls (1965-Present)

Season	Final Ranking		Highest Ranking	
	AP	UPI	AP	UPI
1965-66	NR	16th		16th
1966-67	NR	NR	8th	
1967-68	NR	NR		
1968-69	NR	NR		
1969-70	NR	NR		
1970-71	NR	NR		
1971-72	NR	NR		
1972-73	14th	14th	13th	14th
1973-74	NR	NR	15th	
1974-75	6th	NR	6th	
1975-76	NR	NR		
1976-77	6th	9th	6th	9th
1977-78	NR	NR	8th	8th
1978-79	8th	10th	6th	5th
1979-80	6th	6th	2nd	2nd
1980-81	NR	NR	18th	*t20th
1981-82	NR	NR	NR	NR
1982-83	NR	NR	9th	9th
1983-84	18th	t16th	13th	12th
1984-85	15th	15th	5th	5th
1985-86	9th	9th	4th	4th
1986-87	10th	10th	5th	6th
1987-88	9th	9th	*1st	1st
1988-89	7th	9th	2nd	2nd
1989-90	6th	6th	1st	1st
1990-91	7th	8th	3rd	3rd
1991-92	21st	20th	10th	10th
	USAToday/		USAToday/	
	AP	CNN	AP	CNN
1992-93	NR	NR	12th	!
1993-94	15th	14th	13th	13th
	USAToday/		USAToday/	
	AP	NABC	AP	NABC
1994-95	25th	17th	6th	6th
1995-96	15th	3rd	11th	3rd
1996-97	NR	NR	13th	*12th
1997-98	21st	13th	15th	15th
1998-99	arv	NR	11th	12th
1999-00	16th	12th	4th	4th
2000-01	17th	18th	8th	7th
	USAToday/		USAToday/	
	AP	ESPN	AP	ESPN
2001-02	NR	NR	8th	7th
2002-03	11th	1st	11th	1st
2003-04	20th	19th	7th	7th
2004-05	11th	21st	3rd	4th
2005-06	21st	NR	16th	16th
2006-07	arv	NR	15th	14th
2007-08	NR	NR	21st	21st
2008-09	13th	12th	8th	8th
2009-10	4th	8th	1st	1st
2010-11	12th	18th	3rd	3rd
2011-12	2nd	5th	1st	1st
2012-13	16th	3rd	3rd	3rd
2013-14	11th	17th	1st	1st
2014-15	NR	NR	23rd	24th
2015-16	NR	10th	14th	10th
2016-17	NR	NR	18th	16th

* Preseason

! SU was not eligible for the USA Today/CNN coaches poll because of its probationary status.

Beginning with the 1993-94 season, the final USA Today/CNN Poll was conducted after the NCAA Tournament.

Syracuse Associated Press Poll Points

The last time. . .

SU vs. ranked team	2/26/2017	#7 Louisville 88, SU 68
SU beat a ranked team	2/22/2017	SU 78, #10 Duke 75
Both ranked	11/29/2016	#17 Wisconsin 77, #22 SU 60
Both top 10	2/22/2014	#5 Duke 66, #1 SU 60
Both top 5	2/22/2014	#5 Duke 66, #1 SU 60
SU vs. ranked	2/26/2017	#7 Louisville 88, SU 68
back-to-back	2/22/2017	SU 78, #10 Duke 75
SU played #1	1/19/2013	#6 SU 70, #1 Louisville 68
SU beat #1	1/19/2013	#6 SU 70, #1 Louisville 68
SU played #2	3/2/2015	#2 Virginia 59, SU 47
SU beat #2	2/3/2003	SU 67, #2 Pittsburgh 65
SU played #3	3/12/2009	#18 SU 127, #3 UConn 117 6 OT
SU beat #3	3/12/2009	#18 SU 127, #3 UConn 117 6 OT
SU played #4	2/28/2015	#4 Duke 73, SU 54
SU beat #4	3/28/2013	#16 SU 61, #4 Indiana 50 (NCAA)
SU played #5	2/22/2014	#5 Duke 66, #1 SU 60
SU beat #5	3/15/2013	#19 SU 58, #5 Georgetown 55 (BET)
SU played #6	1/28/2017	SU 82, #6 Florida State 72
SU beat #6	1/28/2017	SU 82, #6 Florida State 72
SU played #7	2/26/2017	#7 Louisville 88, SU 68
SU beat #7	12/7/2010	#8 SU 72, #7 Michigan State 58
SU played #8	2/13/2017	#8 Louisville 76, SU 72 OT
SU beat #8	12/28/2013	#2 SU 78, #8 Villanova 62
SU played #9	2/4/2017	SU 66, #9 Virginia 62
SU beat #9	2/4/2017	SU 66, #9 Virginia 62
SU played #10	2/22/2017	SU 78, #10 Duke 75
SU beat #10	2/22/2017	SU 78, #10 Duke 75
SU played #11	2/23/2013	#11 Georgetown 57, #8 SU 46
SU beat #11	2/26/2011	#17 SU 58, #11 Georgetown 51
SU played #12	2/18/2015	SU 69, #12 Louisville 59
SU beat #12	2/18/2015	SU 69, #12 Louisville 59
SU played #13	1/26/2015	#13 N. Carolina 93, SU 83
SU beat #13	11/19/2009	SU 95, #13 California 73
SU played #14	3/22/2012*	#2 SU 64, #14 Wisconsin 63 (NCAA)
SU beat #14	3/22/2012*	#2 SU 64, #14 Wisconsin 63 (NCAA)
SU played #15	12/1/2017	#15 Notre Dame 85, SU 68
SU beat #15	3/30/2013	#16 SU 55, #15 Marquette 39 (NCAA)
SU played #16	2/12/2011	#16 Louisville 73, #12 SU 69
SU beat #16	3/4/2003	SU 92, #16 Notre Dame 88
SU played #17	11/29/2016	#17 Wisconsin 77, SU 60
SU beat #17	2/1/2014	#2 SU 91, #17 Duke 89 OT
SU played #18	11/28/2013	#8 SU 74, #18 Baylor 67
SU beat #18	11/28/2013	#8 SU 74, #18 Baylor 67
SU played #19	3/3/2012*	#2 SU 58, #19 Louisville 49
SU beat #19	3/3/2012*	#2 SU 58, #19 Louisville 49
SU played #20	1/21/2013	#t3 SU 57, #20 Cincinnati 55
SU beat #20	1/21/2013	#t3 SU 57, #20 Cincinnati 55
SU played #21	3/8/2008	SU 87, #21 Marquette 72
SU beat #21	3/8/2008	SU 87, #21 Marquette 72
SU played #22	1/18/2014	#2 SU 59, #22 Pittsburgh 54
SU beat #22	1/18/2014	#2 SU 59, #22 Pittsburgh 54
SU played #23	12/20/2008	SU 72, #23 Memphis 65
SU beat #23	12/20/2008	SU 72, #23 Memphis 65
SU played #24	11/19/2004	SU 71, #24 Memphis 62
SU beat #24	11/19/2004	SU 71, #24 Memphis 62
SU played #25	2/12/2014	#1 SU 58, #25 Pitt 56
SU beat #25	2/12/2014	#1 SU 58, #25 Pitt 56
Ranked opponents		
in a season	15	2008-09

* wins vacated by NCAA sanctions

SYRACUSE

1980-81 Final Statistics (22-12, 6-8)

Player	GP	GS	Min	Avg	FG	FGA	Pct	FT	FTA	Pct	REBOUNDS		PF-FO	A	TO	Blk	Stl	Pts	Avg
											Reb	Avg							
Schayes, Dan	34	34	1108	32.6	165	285	.579	166	202	.822	284	8.4	126-6	64	93	74	18	496	14.6
Santifer, Erich	34	25	973	28.6	192	362	.530	94	128	.734	152	4.5	84-1	45	71	10	62	478	14.1
Headd, Marty	26	24	765	29.4	130	237	.549	49	56	.875	50	1.9	56-1	48	41	0	25	309	11.9
Bruin, Tony	33	18	771	23.4	150	272	.551	89	130	.685	111	3.4	92-6	34	77	20	16	389	11.8
Rautins, Leo	32	26	817	25.5	127	255	.498	45	57	.789	173	5.4	95-6	116	95	6	36	299	9.3
Moss, Eddie	34	34	1116	32.8	83	145	.572	50	72	.694	78	2.3	110-2	185	110	8	85	216	6.4
Waldron, Gene	34	1	437	12.9	55	123	.447	33	44	.750	28	0.8	65-5	43	62	1	29	143	4.2
Payton, Ron	22	8	269	12.2	30	61	.492	28	45	.622	52	2.4	40-0	12	27	6	7	88	4.0
Kerins, Sean	30	0	362	12.1	43	83	.518	22	28	.786	70	2.3	41-0	14	20	6	10	108	3.6
Jerebko, Chris	16	0	131	8.2	16	33	.485	12	17	.706	28	1.8	19-0	15	17	2	5	44	2.8
O'Neill, Larry	13	0	64	4.9	10	23	.435	9	13	.692	16	1.2	11-0	5	4	3	0	29	2.2
Sheehey, Mike	12	0	68	5.7	11	20	.550	2	7	.286	6	0.5	14-0	10	17	1	5	24	2.0
Perry, Calvin	5	0	12	2.4	2	4	.500	3	4	.750	2	0.4	3-0	0	1	0	0	7	1.4
Davis, Ken	6	0	7	1.2	0	1	.000	0	0	.000	2	0.3	0-0	1	1	1	1	0	0.0
Team											89	2.6							
Syracuse	34				1,014	1,904	.533	602	803	.750	1,141	33.6	756-27	592	636	138	299	2,630	77.4
Opponents	34				914	1,959	.467	612	873	.701	1,111	32.7	730-25	383	668	89	284	2,440	71.8

1981-82 Final Statistics (16-13, 7-7)

Player	GP	GS	Min	Avg	FG	FGA	Pct	FT	FTA	Pct	REBOUNDS		PF-FO	A	TO	Blk	Stl	Pts	Avg
											Reb	Avg							
Santifer, Erich	29	29	979	33.8	203	364	.558	87	117	.744	161	5.6	68-1	55	93	7	42	493	17.0
Bruin, Tony	26	24	725	27.9	126	249	.506	111	144	.771	102	3.9	98-9	49	63	15	25	363	14.0
Rautins, Leo	22	18	668	30.4	121	245	.494	51	66	.773	129	5.9	69-2	115	80	8	26	293	13.3
Payton, Ron	29	16	709	24.4	111	201	.552	89	129	.690	137	4.7	80-3	16	37	11	22	311	10.7
Kerins, Sean	29	0	617	21.3	109	209	.522	41	56	.732	119	4.1	69-4	12	34	3	11	259	8.9
Waldron, Gene	29	28	865	29.8	90	192	.469	55	82	.671	73	2.5	96-8	113	62	1	58	235	8.1
Hawkins, Andre	29	29	569	19.6	60	96	.625	43	63	.683	114	3.9	100-6	13	43	18	27	163	5.6
Spera, Sonny	26	1	337	13.0	33	67	.493	20	31	.645	25	1.0	49-0	27	41	2	11	86	3.3
Lewis, Chris	15	0	142	9.5	19	32	.594	11	18	.611	31	2.1	20-0	7	9	1	3	49	3.3
Wynne, Peter	17	0	139	8.2	11	32	.344	7	18	.389	24	1.4	36-2	11	14	4	1	29	1.7
Perry, Calvin	10	0	52	5.2	4	7	.571	3	4	.750	4	0.4	6-0	4	0	0	0	11	1.1
Timberlake, Chris	5	0	21	4.2	2	5	.400	0	1	.000	5	1.0	1-0	0	1	0	1	4	0.8
Watson, Greg	1	0	2	2.0	0	0	.000	0	0	.000	0	0.0	0-0	1	0	0	1	0	0.0
Team											95	3.3							
Syracuse	29				889	1,699	.523	518	729	.711	1,019	35.1	692-35	423	477	70	228	2,296	79.2
Opponents	29				804	1,614	.498	589	858	.686	919	31.7	643-23	363	495	60	220	2,197	75.8

1982-83 Final Statistics (21-10, 9-7)

Player	GP	GS	Min	Avg	FG	FGA	Pct	FT	FTA	Pct	REBOUNDS		PF-FO	A	TO	Blk	Stl	Pts	Avg
											Reb	Avg							
Santifer, Erich	31	31	975	31.5	210	370	.568	134	168	.798	154	5.0	74-3	103	80	6	46	554	17.9
Rautins, Leo	31	31	987	31.8	182	350	.520	75	100	.750	227	7.3	89-5	192	112	13	46	439	14.2
Bruin, Tony	29	29	754	26.0	146	275	.531	104	154	.675	152	5.2	90-4	59	61	8	26	396	13.7
Waldron, Gene	30	30	839	28.0	110	209	.526	59	81	.728	65	2.2	96-6	129	87	4	57	279	9.3
Addison, Rafael	31	1	572	18.5	110	211	.521	41	63	.651	98	3.2	66-4	37	40	10	18	261	8.4
Alexis, Wendell	30	0	479	16.0	61	120	.508	48	64	.750	131	4.4	70-4	14	28	14	15	170	5.7
Hawkins, Andre	31	31	620	20.0	68	112	.607	35	51	.686	106	3.4	107-10	19	35	19	21	171	5.5
Lewis, Chris	15	1	107	7.1	26	49	.531	19	35	.543	35	2.3	13-0	5	14	1	4	71	4.7
Kerins, Sean	30	1	364	12.1	54	117	.462	20	29	.690	65	2.2	56-1	11	14	6	9	128	4.3
Spera, Sonny	28	1	335	12.0	29	55	.527	22	27	.815	26	0.9	39-1	37	27	3	11	80	2.9
Karpis, John	10	1	54	5.4	6	9	.667	9	15	.600	19	1.9	12-0	0	3	1	2	21	2.1
O'Neill, Larry	7	0	27	3.9	6	14	.429	0	0	.000	13	1.9	5-0	1	2	2	0	12	1.7
Wynne, Peter	10	0	45	4.5	8	18	.444	0	6	.000	19	1.9	9-0	6	7	0	1	16	1.6
Perry, Calvin	13	0	42	3.2	2	16	.125	8	12	.667	5	0.4	4-0	2	10	0	0	12	0.9
Team											60	1.9	0			1		2	
Syracuse	31				1,019	1,926	.529	574	805	.713	1,175	37.9	730-38	615	521	87	256	2,612	84.3
Opponents	31				848	1,842	.460	615	873	.704	1,066	34.4	694-20	425	550	82	249	2,311	74.5

SYRACUSE

1983-84 Final Statistics (23-9, 12-4)

Player	GP	GS	Min	Avg	FG	FGA	Pct	FT	FTA	Pct	REBOUNDS				PF-FO	A	TO	Blk	Stl	Pts	Avg
											Off	Def	Tot	Avg							
Addison, Rafael	32	32	1,104	34.5	229	410	.559	107	128	.836	53	139	192	6.0	107-12	71	76	18	42	565	17.7
Washington, D.	32	32	1,087	34.0	185	340	.544	90	136	.662	24	59	83	2.6	100-4	199	111	3	76	460	14.4
Kerins, Sean	32	31	905	28.3	159	304	.523	38	48	.792	55	124	179	5.6	67-4	31	39	12	23	356	11.1
Hawkins, Andre	32	32	907	28.3	128	228	.561	80	108	.741	58	132	190	5.9	126-11	47	58	28	35	336	10.5
Waldron, Gene	32	32	858	26.8	105	235	.447	83	112	.741	13	57	70	2.2	83-5	125	78	1	34	293	9.2
Alexis, Wendell	32	1	732	22.9	97	221	.439	64	78	.821	34	136	170	5.3	87-7	42	48	19	21	258	8.1
Monroe, Greg	29	0	491	16.9	45	98	.459	5	11	.455	7	31	38	1.3	28-0	71	22	1	10	95	3.3
Papadakos, George	25	0	160	6.4	16	31	.516	19	26	.731	18	30	48	1.9	38-0	1	9	11	3	51	2.0
Spera, Sonny	20	0	159	8.0	17	42	.405	13	16	.813	9	14	23	1.2	15-0	22	12	0	4	47	2.4
Triche, Howard	18	0	109	6.1	13	37	.351	13	17	.765	6	19	25	1.4	16-0	4	9	0	5	39	2.2
Karpis, John	8	0	49	6.1	2	8	.250	6	10	.600	5	10	15	1.9	6-0	1	8	1	0	10	1.3
Gordon, Larry	2	0	8	4.0	1	5	.200	0	0	.000	1	0	1	0.5	0-0	1	0	0	0	2	1.0
Brown, Melvin	1	0	3	3.0	0	0	.000	0	0	.000	1	1	2	2.0	0-0	0	1	0	0	0	0.0
Watson, Greg	1	0	3	3.0	0	2	.000	0	0	.000	0	0	0	0.0	0-0	0	1	0	0	0	0.0
Team											24	74	98	3.1							
Syracuse	32		6,575		997	1,961	.508	518	690	.751	308	826	1,134	35.4	673-43	615	472	94	253	2,512	78.5
Opponents	32		6,575		898	1,950	.461	515	754	.683	375	784	1,159	36.2	664-26	534	536	84	223	2,311	72.2

1984-85 Final Statistics (22-9, 9-7)

Player	GP	GS	Min	Avg	FG	FGA	Pct	FT	FTA	Pct	REBOUNDS				PF-FO	A	TO	Blk	Stl	Pts	Avg
											Off	Def	Tot	Avg							
Addison, Rafael	31	31	1,110	35.8	235	452	.520	101	139	.727	46	134	180	5.8	85-4	79	61	20	47	571	18.4
Washington, D.	31	31	1,058	34.1	169	339	.499	138	176	.784	23	68	91	2.9	79-1	188	139	3	62	476	15.4
Alexis, Wendell	31	0	826	26.6	116	215	.540	66	86	.767	55	130	185	6.0	78-3	37	54	35	30	298	9.6
Brown, Michael	31	29	726	23.4	120	229	.524	20	23	.870	19	52	71	2.3	57-0	42	50	3	25	260	8.4
Seikaly, Rony	31	31	775	25.0	96	177	.542	58	105	.552	66	132	198	6.4	120-11	13	51	59	12	250	8.1
Hawkins, Andre	31	31	707	22.8	57	138	.413	57	75	.760	30	100	130	4.2	91-8	17	29	10	26	171	5.5
Monroe, Greg	31	0	662	21.4	50	118	.424	26	33	.788	9	24	33	1.1	24-0	86	33	1	23	126	4.1
Brower, Derek	14	0	88	6.3	10	17	.588	13	21	.619	6	12	18	1.3	15-0	0	7	3	3	33	2.4
Triche, Howard	11	1	49	4.5	5	14	.357	10	14	.714	4	11	15	1.4	10-0	5	8	0	3	20	1.8
Papadakos, G.	7	0	36	5.1	5	10	.500	2	4	.500	1	5	6	0.9	5-0	0	2	2	1	12	1.7
Spera, Sonny	9	0	49	5.4	3	10	.300	8	11	.727	1	5	6	0.7	5-0	5	2	0	0	14	1.6
Brown, Melvin	2	1	2	1.0	1	2	.500	1	2	.500	2	0	2	1.0	0-0	0	0	0	0	3	1.5
Harried, H.	23	0	152	6.6	11	37	.297	6	18	.333	7	27	34	1.5	19-0	3	12	1	2	28	1.2
Katz, Joel	4	0	10	2.5	0	1	.000	1	2	.500	0	0	0	0.0	4-0	0	3	0	1	1	0.3
Team											53	42	95	3.1			6				
Syracuse	31		6,250		878	1,759	.499	507	709	.715	322	742	1,064	34.3	592-27	475	457	137	235	2,263	73.0
Opponents	31		6,250		822	1,779	.462	460	660	.697	328	698	1,026	33.1	614-26	427	495	84	225	2,104	67.9

1985-86 Final Statistics (26-6, 14-2)

Player	GP	GS	Min	Avg	FG	FGA	Pct	FT	FTA	Pct	REBOUNDS				PF-FO	A	TO	Blk	Stl	Pts	Avg
											Off	Def	Tot	Avg							
Washington, D.	32	32	1,033	32.3	216	404	.535	122	168	.726	25	54	79	2.5	87-3	250	105	1	82	554	17.3
Alexis, Wendell	32	32	1,016	31.8	192	354	.542	102	126	.810	76	161	237	7.4	92-2	51	57	33	43	486	15.2
Addison, Rafael	32	32	1,012	31.6	205	385	.532	69	87	.793	63	116	179	5.6	69-0	131	70	15	40	479	15.0
Seikaly, Rony	32	32	875	27.3	122	223	.547	80	142	.563	102	148	250	7.8	114-8	15	62	97	25	324	10.1
Brown, Michael	13	0	233	17.9	48	92	.522	4	9	.444	14	15	29	2.2	31-1	11	12	2	7	100	7.7
Triche, Howard	32	32	698	21.8	104	196	.531	28	40	.700	46	82	128	4.0	96-6	41	28	4	30	236	7.4
Douglas, Sherman	27	0	307	11.4	57	93	.613	32	45	.711	10	23	33	1.2	33-0	57	33	5	33	146	5.4
Monroe, Greg	32	0	525	16.4	62	129	.481	22	35	.629	10	33	43	1.3	15-0	89	28	2	25	146	4.6
Brower, Derek	22	0	254	11.5	32	69	.464	14	38	.368	35	41	76	3.5	55-4	6	20	8	19	78	3.5
Walker, Rodney	31	0	392	12.6	35	83	.422	33	48	.688	33	64	97	3.1	70-5	6	17	4	9	103	3.3
Brown, Melvin	5	0	12	2.4	2	3	.667	2	2	1.000	0	5	5	1.0	1-0	1	1	0	0	6	1.2
Katz, Joel	11	0	29	2.6	3	8	.375	5	6	.833	2	5	7	0.6	3-0	5	4	1	1	11	1.0
Barnes, Renard	6	0	13	2.2	2	4	.500	0	0	.000	1	1	2	0.3	4-0	1	3	1	0	4	0.7
Kohm, Joey	9	0	26	2.9	0	5	.000	1	3	.333	0	5	5	0.6	5-0	0	1	0	0	1	0.1
Team											91	54	145	4.5							
Syracuse	32		6,425		1,080	2,048	.527	514	749	.686	508	807	1,315	41.1	675-29	664	441	173	314	2,674	83.6
Opponents	32		6,425		812	1,887	.430	560	799	.701	431	622	1,053	32.9	678-18	451	588	96	215	2,184	68.2

SYRACUSE

1986-87 Final Statistics (31-7, 12-4)

Player	GP	GS	Min	Avg	TOTAL			3-PTS			REBOUNDS										Blk	Stl	Pts	Avg
					FG	FGA	Pct	3FG	FGA	Pct	FT	FTA	Pct	Off	Def	Tot	Avg	PF-FO	A	TO				
Douglas, Sherman	38	38	1,239	32.6	246	463	.531	16	49	.327	151	203	.744	39	58	97	2.6	72-0	289	121	5	64	659	17.3
Seikaly, Rony	38	35	1,030	27.1	216	380	.568	0	1	.000	141	235	.600	118	193	311	8.2	112-3	36	75	78	28	573	15.1
Monroe, Greg	38	38	1,178	31.0	181	369	.491	79	180	.439	49	67	.731	18	76	94	2.5	49-0	154	54	2	43	490	12.9
Coleman, Derrick	38	38	1,163	30.6	173	309	.560	0	0	.000	107	156	.686	119	214	333	8.8	120-8	45	67	68	45	453	11.9
Triche, Howard	38	38	1,144	30.1	185	370	.500	0	2	.000	77	107	.720	63	118	181	4.8	109-1	89	73	6	39	447	11.8
Thompson, S.	38	0	646	12.2	72	155	.465	2	3	.667	46	86	.535	34	36	70	1.8	46-0	28	44	7	22	192	5.1
Walker, Rodney	14	0	181	12.9	24	52	.462	0	0	.000	14	21	.667	24	31	55	3.9	27-0	4	12	1	4	62	4.4
Brower, Derek	36	3	370	10.3	47	95	.495	0	0	.000	20	48	.417	54	51	105	2.9	71-0	19	31	8	18	114	3.2
Roe, Matt	13	0	68	5.2	12	35	.343	2	10	.200	3	3	1.00	5	6	11	0.8	7-0	5	1	0	2	29	2.2
Harried, Herman	33	0	285	7.8	27	55	.491	0	0	.000	15	35	.429	20	44	64	1.9	53-2	17	25	15	8	69	2.1
Hughes, Keith	20	0	81	4.1	14	28	.500	0	0	.000	9	12	.750	8	11	19	1.0	21-0	6	10	2	1	37	1.9
Rogers, Erik	9	0	23	2.6	5	11	.455	0	0	.000	2	3	.667	3	4	7	0.8	9-0	0	3	2	0	12	1.3
Katz, Joel	8	0	13	1.6	1	6	.167	0	1	.000	3	4	.750	1	4	5	0.6	2-0	4	4	0	2	5	0.6
Kohn, Joey	8	0	13	1.6	1	5	.200	1	2	.500	0	0	.000	1	1	2	0.3	1-0	1	0	0	0	3	0.4
Team														63	107	170	4.5							
Syracuse	38		7,225		1,204	2,333	.516	100	248	.403	637	980	.650	570	954	1,524	40.1	699-14	697	520	194	276	3,145	82.8
Opponents	38		7,225		1,049	2,428	.432	154	431	.357	514	741	.694	582	797	1,379	36.3	823-36	609	580	108	262	2,766	72.7

1987-88 Final Statistics (26-9, 11-5)

Player	GP	GS	Min	Avg	TOTAL			3-PTS			REBOUNDS										Blk	Stl	Pts	Avg
					FG	FGA	Pct	3FG	FGA	Pct	FT	FTA	Pct	Off	Def	Tot	Avg	PF-FO	A	TO				
Seikaly, Rony	35	35	1,084	31.0	218	385	.566	0	0	.000	133	234	.568	114	221	335	9.6	105-1	22	87	85	23	569	16.3
Douglas, Sherman	35	34	1,195	34.1	222	428	.519	14	53	.264	104	150	.693	23	53	76	2.2	55-0	288	117	1	69	562	16.1
Thompson, Stevie	35	35	1,072	30.6	196	348	.563	2	4	.500	98	168	.583	91	80	171	4.9	83-3	66	47	11	40	492	14.1
Coleman, Derrick	35	34	1,133	32.4	176	300	.587	1	6	.167	121	192	.630	138	246	384	11.0	84-2	76	76	57	45	474	13.5
Roe, Matt	35	31	850	24.3	109	258	.422	74	182	.407	30	38	.789	20	66	86	2.5	67-1	69	35	2	17	322	9.2
Duncan, Earl	35	5	641	18.3	76	178	.427	26	63	.413	46	67	.687	16	33	49	1.4	50-0	112	50	3	26	224	6.4
Brower, Derek	35	0	448	12.8	54	112	.443	3	5	.600	20	52	.385	38	58	96	2.7	73-0	40	28	5	24	131	3.7
Huges, Keith	19	0	276	14.5	44	104	.423	1	7	.143	14	25	.560	26	25	51	2.7	47-3	7	17	4	17	103	5.4
Harried, Herman	24	1	193	8.0	29	42	.690	0	0	.000	7	26	.269	21	23	44	1.8	27-1	7	19	5	8	65	2.7
Rogers, Erik	13	0	82	6.3	6	17	.353	0	0	.000	0	0	.000	5	22	27	2.1	19-1	6	4	2	2	12	0.9
Carey, Chaundu	10	0	25	2.5	5	10	.500	0	0	.000	1	5	.200	0	5	5	0.5	7-0	1	4	1	1	11	1.1
Palmer, Nicholas	9	0	16	1.8	0	3	.000	0	0	.000	0	0	.000	1	2	3	0.3	3-0	1	1	0	0	0	0.0
Tweedy, Aaron	4	0	10	2.5	0	0	0.00	0	0	.000	0	0	.000	1	2	3	0.8	0-0	1	4	0	0	0	0.0
Team														67	57	124	3.5							
Syracuse	35		7,025		1,135	2,195	.517	121	320	.378	574	957	.600	561	893	1,454	41.5	620-12	696	489	176	272	2,965	84.7
Opponent	35		7,025		947	2,173	.436	137	369	.371	435	648	.671	457	749	1,206	34.5	778-27	516	546	83	232	2,466	70.5

1988-89 Final Statistics (30-8, 10-6)

Player	GP	GS	Min	Avg	TOTAL			3-PTS			REBOUNDS										Blk	Stl	Pts	Avg
					FG	FGA	Pct	3FG	FGA	Pct	FT	FTA	Pct	Off	Def	Tot	Avg	PF-FO	A	TO				
Douglas, Sherman	38	38	1,338	35.2	272	498	.546	39	106	.368	110	174	.632	31	62	93	2.4	71-2	326	139	1	69	693	18.2
Thompson, Stevie	38	38	1,257	33.1	297	465	.639	6	21	.286	83	167	.497	99	91	190	5.0	73-1	69	83	15	74	683	18.0
Coleman, Derrick	37	36	1,226	33.1	227	395	.575	0	8	.000	171	247	.692	136	286	422	11.4	120-5	106	89	127	46	625	16.9
Owens, Billy	38	38	1,215	32.0	196	376	.521	8	36	.222	94	145	.648	114	149	263	6.9	110-2	111	76	35	64	494	13.0
Roe, Matt	38	38	979	25.8	147	299	.492	83	175	.474	41	63	.651	16	71	87	2.3	82-4	62	52	1	35	418	11.0
Johnson, Dave	37	0	541	14.6	59	129	.457	3	20	.150	35	68	.515	25	49	74	2.0	70-0	37	24	4	17	156	4.2
Manning, Richard	36	2	352	9.8	47	92	.511	0	0	.000	29	38	.763	19	44	63	1.8	61-1	4	25	10	5	123	3.4
Harried, Herman	37	0	398	10.8	51	94	.543	0	0	.000	17	40	.425	42	61	103	2.8	51-0	15	23	2	17	119	3.2
Scott, Anthony	18	0	140	7.8	21	46	.457	3	13	.231	6	10	.600	8	13	21	1.2	18-0	11	14	6	7	51	2.8
Rogers, Eric	16	0	61	3.8	7	20	.350	1	4	.250	6	12	.500	8	15	23	1.4	6-0	4	7	2	3	21	1.3
Palmer, Nicholas	8	0	14	1.8	3	4	.750	0	1	.000	1	2	.500	2	0	2	0.3	4-0	1	1	0	0	7	0.9
Siock, David	17	0	120	7.1	4	24	.167	0	0	.000	3	7	.429	9	21	30	1.8	22-0	9	9	2	1	11	0.6
Bartelstein, D.	11	0	20	1.8	3	11	.273	0	2	.000	1	5	.200	1	0	1	0.1	4-0	3	4	0	1	7	0.6
Carey, Chaundu	7	0	14	2.0	0	3	.000	0	0	.000	2	2	1.000	2	1	3	0.4	1-0	1	3	0	1	2	0.3
Team														42	83	125	3.4							
Syracuse	38		7,675		1,334	2,456	.543	143	386	.370	599	980	.611	554	946	1,500	39.5	693-15	759	549	205	340	3,410	89.7
Opponents	38		7,675		1,086	2,426	.448	164	464	.353	555	816	.680	541	826	1,367	36.0	818-21	637	617	80	273	2,891	76.1

SYRACUSE

1989-90 Final Statistics (26-7, 12-4)

Player	GP	GS	Min	Avg	TOTAL			3FG	3-PTS			FT	FTA	Pct	REBOUNDS					PF-FO	A	TO	Blk	Stl	Pts	Avg
					FG	FGA	Pct		FGA	Pct	Off				Def	Tot	Avg									
Owens, Billy	33	33	1,189	36.0	228	469	.486	19	60	.317	127	176	.722	124	152	276	8.4	98-6	151	79	25	74	602	18.2		
Coleman, Derrick	33	31	1,166	35.3	194	352	.551	15	41	.366	188	263	.715	146	252	398	12.1	102-2	95	90	67	51	591	17.9		
Thompson, Stevie	33	33	1,141	34.6	236	463	.510	16	58	.276	101	201	.502	87	84	171	5.2	59-1	100	79	5	49	589	17.8		
Edwards, Michael	33	18	794	24.1	78	184	.424	28	83	.337	24	32	.750	6	30	36	1.1	61-3	168	81	1	29	208	6.3		
Johnson, Dave	31	15	558	18.0	76	190	.400	7	25	.280	44	72	.611	34	39	73	2.4	55-0	33	24	6	14	203	6.5		
Ellis, LeRon	32	28	682	21.3	79	175	.451	6	15	.400	28	54	.519	62	67	129	4.0	96-8	24	22	25	35	192	6.0		
Scott, Tony	24	3	331	13.8	50	113	.442	23	60	.383	15	22	.682	13	32	45	1.9	36-0	9	18	4	1	138	5.8		
Manning, R.	31	4	387	12.5	40	93	.430	0	0	.000	17	23	.739	29	38	67	2.2	54-2	9	27	15	8	97	3.1		
Hopkins, Mike	20	0	167	8.4	20	36	.556	2	5	.400	15	20	.750	9	15	24	1.2	31-0	26	14	0	4	57	2.9		
McRae, Conrad	16	0	148	9.3	8	17	.471	0	0	.000	15	24	.625	7	25	32	2.0	28-0	4	2	16	4	31	1.9		
Palmer, Nicholas	7	0	10	1.4	2	3	.667	0	0	.000	2	2	1.000	0	0	0	0.0	3-0	0	1	1	0	6	0.9		
Bartelstein, D.	7	0	11	1.6	2	6	.333	0	2	.000	0	1	.000	1	1	2	0.3	0-0	2	2	0	2	4	0.6		
Rogers, Erik	8	0	31	3.9	1	5	.200	0	1	.000	1	2	.500	3	7	10	1.3	7-0	4	4	2	2	3	0.4		
Carey, Chaundu	7	0	10	1.4	0	2	.000	0	0	.000	0	0	.000	1	0	1	0.1	0-0	0	1	0	0	0	0.0		
Team														61	44	105	3.2	1-0								
Syracuse	33		6,625		1,014	2,108	.481	116	350	.331	577	892	.647	583	786	1,369	41.5	631-22	625	444	167	273	2,721	82.5		
Opponents	33		6,625		835	1969	.424	133	404	.329	546	739	.739	453	711	1,164	35.3	724-43	484	517	87	244	2,349	71.2		

1990-91 Final Statistics (26-6, 12-4)

Player	GP	GS	Min	Avg	TOTAL			3-PTS			REBOUNDS													
					FG	FGA	Pct	3FG	FGA	Pct	FT	FTA	Pct	Off	Def	Tot	Avg	PF-FO	A	TO	Blk	Stl	Pts	Avg
Owens, Billy	32	32	1,215	38.0	282	554	.509	23	58	.397	157	233	.674	134	237	371	11.6	86-0	111	113	37	78	744	23.3
Johnson, Dave	32	32	1,118	34.9	226	453	.499	38	100	.380	131	199	.658	103	98	201	6.3	78-0	75	68	3	49	621	19.4
Ellis, LeRon	32	32	929	29.0	142	280	.507	0	4	.000	72	119	.605	103	143	246	7.7	110-3	43	44	79	62	356	11.1
Autry, Adrian	31	30	1,030	33.2	106	264	.402	26	82	.317	62	88	.705	18	61	79	2.5	104-2	164	112	4	62	300	9.7
Edwards, Michael	30	30	787	26.2	91	228	.399	33	99	.333	21	32	.656	9	37	46	1.5	42-0	78	65	2	22	236	7.9
McRae, Conrad	32	0	517	16.2	57	105	.543	0	2	.000	46	74	.622	61	74	135	4.2	81-2	14	21	42	22	160	5.0
McCorkle, Scott	26	0	276	10.6	40	77	.519	15	40	.375	15	29	.517	17	27	44	1.7	35-0	29	15	7	9	110	4.2
Hopkins, Mike	31	4	411	13.3	38	74	.514	9	22	.409	17	31	.548	26	34	60	1.9	85-2	43	36	4	12	102	3.3
Siock, David	12	0	112	9.3	13	26	.500	0	1	.000	5	9	.556	4	19	23	1.9	13-0	6	5	0	5	31	2.6
Small, Brad	6	0	8	1.3	3	5	.600	1	2	.500	0	0	.000	1	0	1	0.2	2-0	1	1	0	0	7	1.2
Cohen, Vinnie	6	0	14	2.3	2	6	.333	1	4	.250	1	2	.500	1	2	3	0.5	3-0	2	2	0	1	6	1.0
Carey, Chaundu	7	0	17	2.4	2	7	.286	1	3	.333	0	0	.00	1	3	4	0.6	1-0	1	3	0	2	5	0.7
Barlok, Todd	7	0	16	2.3	1	7	.143	0	0	.000	1	2	.500	3	4	7	1.0	3-0	1	0	0	0	3	0.4
Team														48	69	117	3.7							
Syracuse	32		6,450		1,003	2,086	.481	147	417	.353	528	818	.645	529	808	1,337	41.8	643-13	568	485	178	324	2,681	83.8
Opponents	32		6,450		869	2011	.432	148	462	.320	494	747	.661	497	711	1,208	37.8	657-8	501	570	61	252	2,380	74.4

1991-92 Final Statistics (22-10, 10-8)

Player	GP	GS	Min	Avg	TOTAL			3-PTS			REBOUNDS													
					FG	FGA	Pct	3FG	FGA	Pct	FT	FTA	Pct	Off	Def	Tot	Avg	PF-FO	A	TO	Blk	Stl	Pts	Avg
Johnson, Dave	32	32	1,212	37.9	208	501	.415	68	199	.342	150	212	.708	74	149	223	7.0	98-0	47	87	9	47	634	19.8
Moten, Lawrence	32	30	1,080	33.8	193	388	.497	45	140	.321	152	202	.752	93	99	192	6.0	86-1	63	80	34	46	583	18.2
Autry, Adrian	31	28	1,014	32.7	109	297	.367	33	99	.333	90	128	.703	31	95	126	4.1	97-3	123	102	6	48	341	11.0
McRae, Conrad	28	11	824	29.4	87	161	.540	0	1	.000	69	121	.570	90	84	174	6.2	109-4	24	26	69	41	243	8.7
Hopkins, Mike	31	31	833	26.9	65	145	.448	15	43	.349	56	89	.629	57	64	121	3.9	117-3	71	42	7	45	201	6.5
Edwards, Michael	31	5	421	13.6	54	152	.355	23	64	.359	9	16	.563	8	23	31	1.0	17-0	38	31	0	12	140	4.5
Harris, Anthony	18	1	220	12.2	28	68	.412	4	10	.400	3	4	.750	6	10	16	0.9	24-0	19	21	4	4	63	3.5
Sekunda, G.	22	0	176	8.0	19	60	.317	9	37	.243	13	18	.722	14	15	29	1.3	32-0	8	12	1	7	60	2.7
Keating, Steve	1	0	1	1.0	1	1	1.000	0	0	.000	0	0	.000	1	1	2	2.0	1-0	0	0	0	1	2	2.0
McCorkle, Scott	19	1	137	7.2	13	27	.481	7	18	.389	2	5	.400	7	7	14	0.7	12-0	8	6	0	3	35	1.8
Jackson, Luke	19	0	131	6.9	10	29	.345	5	11	.455	6	9	.667	11	12	23	1.2	18-0	7	14	4	9	31	1.6
Siock, Dave	31	21	368	11.9	21	63	.333	0	2	.000	8	11	.727	27	48	75	2.4	60-0	14	15	12	8	50	1.6
Barlock, Todd	2	0	2	1.0	0	0	.000	0	0	.000	0	0	.000	0	0	0	0.0	0-0	1	0	0	0	0	0.0
Cohen, Vinnie	4	0	6	1.5	0	4	.000	0	0	.000	0	0	.000	0	1	1	0.3	1-0	1	2	0	0	0	0.0
Team														59	55	114	3.6	0		3				
Syracuse	32		6,425		808	1,896	.426	209	624	.335	558	815	.685	478	663	1,141	35.7	672-11	424	441	146	271	2,383	74.5
Opponents	32		6,425		775	1,796	.432	143	455	.314	566	838	.675	489	756	1,245	38.9	694-9	509	519	92	202	2,259	70.6

SYRACUSE

1992-93 Final Statistics (20-9, 10-8)

Player	GP	GS	Min	Avg	TOTAL			3-PTS			FT	FTA	Pct	REBOUNDS			Avg	PF-FO	A	TO	Blk	Stl	Pts	Avg
					FG	FGA	Pct	3FG	FGA	Pct				Off	Def	Tot								
Moten, Lawrence	29	28	951	32.8	191	404	.473	44	131	.336	92	141	.652	59	79	138	4.8	71-2	78	82	26	53	518	17.9
Autry, Adrian	29	28	921	31.8	140	324	.432	33	109	.303	83	104	.798	32	74	106	3.7	84-4	161	102	5	58	396	13.7
McRae, Conrad	28	19	839	30.0	130	232	.560	1	3	.333	83	137	.606	85	107	192	6.9	90-2	13	43	76	33	344	12.3
Wallace, John	29	29	863	29.8	130	247	.526	0	1	.000	61	85	.718	76	145	221	7.6	75-2	38	92	39	34	321	11.1
Hopkins, Mike	29	27	818	28.2	91	208	.438	24	65	.369	62	84	.738	46	60	106	3.7	76-4	63	63	10	42	268	9.2
Jackson, L.	26	3	361	13.9	48	105	.457	16	56	.286	16	30	.533	23	30	53	2.0	54-2	22	26	11	16	128	4.9
Sekunda Glenn	26	0	316	12.2	43	99	.434	17	38	.447	23	29	.793	27	45	72	2.8	33-0	17	26	7	20	126	4.8
Reafsnyder, J.B.	7	0	56	8.0	7	13	.538	0	0	.000	7	9	.778	5	8	13	1.9	6-0	1	4	3	4	21	3.0
Siock, Dave	26	10	247	9.5	30	58	.517	0	1	.000	9	10	.900	15	16	31	1.2	48-0	5	12	8	11	69	2.7
Edwards, Michael	20	1	190	9.5	21	63	.333	6	26	.231	3	7	.429	4	8	12	0.6	12-0	28	22	0	4	51	2.6
McCorkle, Scott	16	0	115	7.2	15	34	.441	4	11	.364	6	8	.750	8	15	23	1.4	13-0	7	7	0	7	40	2.5
Sims, Lazarus	20	0	148	7.4	9	26	.346	0	7	.000	3	9	.333	4	7	11	0.6	9-0	23	22	0	9	21	1.1
Team														57	56	113	3.9							
Syracuse	29		5,825		855	1,813	.472	145	448	.324	448	653	.686	441	650	1,091	37.6	571-16	456	501	185	291	2,303	79.4
Opponents	29		5,825		766	1,776	.431	163	461	.354	444	658	.675	492	626	1,118	38.6	568-15	459	570	72	261	2,139	73.8

1993-94 Final Statistics (23-7, 13-5)

Player	GP	GS	Min	Avg	TOTAL			3-PTS			FT	FTA	Pct	REBOUNDS			Avg	PF-FO	A	TO	Blk	Stl	Pts	Avg
					FG	FGA	Pct	3FG	FGA	Pct				Off	Def	Tot								
Moten, Lawrence	30	30	1,044	34.8	245	489	.501	50	176	.284	104	149	.698	61	74	135	4.5	66-2	66	56	17	61	644	21.5
Autry, Adrian	30	30	1,072	35.7	178	396	.449	47	127	.370	98	125	.784	28	117	145	4.8	77-1	183	115	10	49	501	16.7
Wallace, John	30	30	979	32.6	164	290	.566	0	2	.000	121	159	.761	77	193	270	9.0	90-4	50	93	52	28	449	15.0
Jackson, L.	30	30	819	27.3	119	261	.456	29	91	.319	37	49	.755	42	71	113	3.8	86-4	50	42	19	39	304	10.1
Hill, Otis	30	30	729	24.3	100	185	.541	0	0	.000	38	65	.585	65	103	168	5.6	115-10	36	48	42	29	238	7.9
McCorkle, Scott	30	0	502	16.7	64	134	.478	12	35	.343	29	39	.744	43	51	94	3.1	62-1	40	24	6	22	169	5.6
Reafsnyder, J.B.	30	0	345	11.5	40	98	.408	0	0	.000	24	40	.600	42	55	97	3.2	66-2	21	26	8	8	104	3.5
Gelatt, Charles	22	0	204	9.3	20	56	.357	2	9	.222	12	16	.750	17	26	43	2.0	32-0	3	15	3	12	54	2.5
Sims, Lazarus	26	0	250	9.6	11	46	.239	2	16	.125	10	13	.769	9	20	29	1.1	16-0	50	26	1	14	34	1.3
Lockwood, C.	6	0	17	2.8	2	9	.222	1	7	.143	1	2	.500	0	0	0	0.0	4-0	0	1	0	1	6	1.0
Nelson, Elimu	9	0	40	4.4	3	14	.214	0	4	.000	0	2	.000	3	6	9	1.0	2-0	1	2	0	1	6	0.7
Aaron, Kris	4	0	7	1.8	1	2	.500	0	0	.000	0	0	.000	0	5	5	1.3	3-0	0	2	0	0	2	0.5
Hayes, Jim	9	0	25	2.8	2	8	.250	0	0	.000	0	2	.000	10	6	16	1.8	5-0	1	0	1	1	4	0.4
Begovich, Mike	6	0	11	1.8	1	4	.250	0	0	.000	0	2	.000	1	1	2	0.3	2-0	1	1	0	0	2	0.3
May, James	4	0	6	1.5	0	1	.000	0	0	.000	0	0	.000	0	0	0	0.0	0-0	0	1	0	1	0	0.0
Team														45	64	109	3.6			2				
Syracuse	30		6,050		950	1,993	.477	143	467	.306	474	663	.715	443	792	1,235	41.2	626-24	502	454	159	266	2,517	83.9
Opponents	30		6,050		768	1,857	.414	177	539	.328	535	814	.657	465	690	1,155	38.5	581-20	477	507	86	211	2,248	74.9

1994-95 Final Statistics (20-10, 12-6)

Player	GP	GS	Min	Avg	TOTAL			3-PTS			FT	FTA	Pct	REBOUNDS			Avg	PF-FO	A	TO	Blk	Stl	Pts	Avg
					FG	FGA	Pct	3FG	FGA	Pct				Off	Def	Tot								
Moten, Lawrence	30	30	1,059	35.3	209	455	.459	58	177	.328	113	152	.743	54	71	125	4.2	58-0	99	91	8	55	589	19.6
Wallace, John	30	30	990	33.0	197	335	.588	4	14	.286	106	156	.679	86	159	245	8.2	80-4	77	91	55	39	504	16.8
Lloyd, Michael	30	30	957	31.9	135	295	.458	23	71	.324	83	131	.634	24	72	96	3.2	72-2	155	90	2	59	376	12.5
Jackson, L.	30	30	884	29.5	126	268	.470	48	128	.375	36	51	.706	42	83	125	4.2	97-7	51	58	31	51	336	11.2
Hill, Otis	30	7	609	20.3	76	146	.521	0	0	.000	43	65	.662	52	80	132	4.4	101-4	22	39	14	30	195	6.5
Reafsnyder, J.B.	30	23	574	19.1	73	153	.477	0	0	.000	27	43	.628	47	83	130	4.3	73-2	30	44	21	18	173	5.8
Burgan, Todd	27	0	299	11.1	38	80	.475	12	31	.387	21	32	.656	24	35	59	2.2	45-0	14	23	3	16	109	4.0
Sims, Lazarus	30	0	440	14.7	35	66	.530	10	29	.345	9	19	.474	9	34	43	1.4	46-1	78	37	1	26	89	3.0
Janulis, Marius	10	0	83	8.3	9	32	.281	5	15	.333	5	6	.833	7	4	11	1.1	13-0	7	7	0	4	28	2.8
Lazor, Bobby	22	0	172	7.8	21	41	.512	0	2	.000	10	23	.435	18	21	39	1.8	23-0	6	8	5	6	52	2.4
Tuten, Melvin	4	0	6	1.5	3	7	.429	0	0	.000	1	1	1.000	0	1	1	0.3	0-0	0	0	0	0	7	1.8
May, James	6	0	10	1.7	2	3	.667	0	1	.000	0	0	.000	1	2	3	0.5	2-0	2	1	0	1	4	0.7
Hayes, Jim	8	0	18	2.3	2	7	.286	0	0	.000	0	1	.000	3	7	10	1.3	1-0	1	1	1	1	4	0.5
Nelson, Elimu	8	0	18	2.3	2	7	.286	0	2	.000	0	3	.000	0	2	2	0.3	2-0	1	1	0	0	4	0.5
Johnson, Derrick	4	0	6	1.5	0	4	.000	0	0	.000	1	4	.250	0	0	0	0.0	1-0	0	0	0	1	1	0.3
Team														46	90	136	4.5							
Syracuse	30		6,125		928	1,899	.489	160	470	.340	455	687	.662	413	744	1,157	38.6	614-20	543	491	141	307	2,471	82.4
Opponents	30		6,125		759	1,856	.409	175	512	.342	509	726	.701	466	700	1,166	38.9	596-21	437	558	86	229	2,202	73.4

SYRACUSE

1995-96 Final Statistics (29-9, 12-6)

Player	GP	GS	Min	Avg	TOTAL			3-PTS			FT	FTA	Pct	REBOUNDS			Avg	PF-FO	A	TO	Blk	Stl	Pts	Avg
					FG	FGA	Pct	3FG	FGA	Pct				Off	Def	Tot								
Wallace, John	38	38	1,367	36.0	293	599	.489	37	88	.420	222	291	.763	88	241	329	8.7	94-1	90	122	62	44	845	22.2
Hill, Otis	38	37	923	24.3	193	338	.571	0	1	.000	96	141	.681	84	123	207	5.4	134-9	21	64	31	35	482	12.7
Burgan, Todd	38	38	1,297	34.1	158	375	.421	49	144	.340	94	151	.623	87	173	260	6.8	108-3	87	77	14	63	459	12.1
Cippola, Jason	37	24	867	23.4	103	269	.383	40	129	.310	37	55	.673	17	55	72	1.9	50-0	50	46	5	37	283	7.6
Sims, Lazarus	38	38	1,352	35.6	75	172	.436	26	72	.361	66	89	.742	46	93	139	3.7	74-0	281	123	5	55	242	6.4
Janulis, Marius	37	14	747	20.2	70	155	.452	42	101	.416	44	52	.846	11	67	78	2.1	90-3	51	46	2	26	226	6.1
Reafsnnyder, J.B.	38	1	556	14.6	80	168	.476	0	0	.000	47	68	.691	61	69	130	3.4	77-1	24	43	22	20	207	5.4
Ovcina, Elvir	17	0	91	5.4	20	46	.435	0	3	.000	3	6	.500	16	16	32	1.9	12-0	3	11	5	2	43	2.5
Riggins, JeCarl	3	0	8	2.7	2	2	1.000	0	0	.000	3	6	.500	0	2	2	0.7	1-0	0	3	0	0	7	2.3
Frazier, Erik	5	0	9	1.8	4	5	.800	1	1	1.000	2	2	1.000	1	1	2	0.4	0-0	1	0	0	2	11	2.2
Lazor, Bobby	21	0	153	7.3	14	32	.438	2	6	.333	14	24	.583	6	32	38	1.8	16-0	7	13	5	4	44	2.1
Nelson, Elimu	15	0	49	3.3	6	10	.600	1	3	.333	4	8	.500	2	5	7	0.5	9-0	7	2	2	1	17	1.1
Patrick, David	28	0	185	6.6	6	15	.400	1	1	1.000	11	19	.579	3	13	16	0.6	29-0	29	20	0	6	24	0.9
McNabb, Donovan	6	0	27	4.5	2	12	.167	0	2	.000	1	1	1.000	2	1	3	0.5	1-0	1	1	1	0	5	0.8
May, James	4	0	7	1.8	1	3	.333	0	1	.000	0	0	.000	0	0	0	0.0	1-0	1	0	0	1	2	0.5
Hayes, Jim	7	0	12	1.7	0	2	.000	0	1	.000	0	0	.000	1	5	6	0.9	1-0	1	0	2	0	0	0.0
Team														50	84	134	3.5			4				
Syracuse	38		7,650		1,027	2,203	.466	199	553	.360	644	913	.705	475	980	1,455	38.3	697-17	654	575	156	296	2,897	76.2
Opponents	38		7,650		942	2,307	.408	218	730	.299	505	805	.627	558	858	1,416	37.3	758-32	561	594	85	301	2,607	68.6

1996-97 Final Statistics (19-13, 9-9)

Player	GP	GS	Min	Avg	TOTAL			3-PTS			FT	FTA	Pct	REBOUNDS			Avg	PF-FO	A	TO	Blk	Stl	Pts	Avg
					FG	FGA	Pct	3FG	FGA	Pct				Off	Def	Tot								
Hill, Otis	32	32	937	29.3	203	370	.549	0	1	.000	95	148	.642	71	123	194	6.1	110-5	27	63	34	53	501	15.7
Cipolla, Jason	32	32	1,068	33.4	153	381	.402	65	172	.378	51	60	.850	29	83	112	3.5	50-0	88	59	9	48	422	13.2
Burgan, Todd	25	25	844	33.8	125	318	.393	49	135	.363	78	115	.678	65	124	189	7.6	72-5	66	84	7	40	377	15.1
Hart, Jason	32	32	1,144	35.8	113	298	.379	23	70	.329	58	84	.690	30	83	113	3.5	85-3	184	99	2	90	307	9.6
Janulis, Marius	32	21	847	26.5	94	229	.410	69	173	.399	41	54	.759	24	97	121	3.8	88-3	52	46	1	20	298	9.3
Thomas, Etan	25	12	408	16.3	55	103	.534	0	0	.000	33	71	.465	52	53	105	4.2	58-1	3	33	48	9	143	5.7
Lloyd, Ramel	25	0	296	11.8	43	105	.410	8	29	.276	20	42	.476	26	23	49	2.0	29-0	15	30	1	16	114	4.6
Ovcina, Elvir	30	6	493	16.4	44	101	.436	14	40	.350	8	13	.615	57	87	144	4.8	65-0	37	35	38	23	110	3.7
Howard, LeSean	23	0	257	11.2	28	62	.452	3	10	.300	13	27	.481	17	31	48	2.1	31-0	20	17	3	14	72	3.1
McNabb, Donovan	13	0	97	7.5	13	28	.464	2	7	.286	8	14	.571	11	6	17	1.3	13-0	6	6	3	4	36	2.8
Riggins, JeCarl	12	0	47	3.9	3	7	.429	0	0	.000	2	4	.500	3	3	6	0.5	4-0	11	6	0	0	8	0.7
Frazier, Erik	7	0	22	3.1	3	13	.231	0	2	.000	0	0	.000	3	0	3	0.4	3-0	5	1	2	0	6	0.9
Vogel, Evan	6	0	15	2.5	1	2	.500	0	0	.000	1	4	.250	1	1	2	0.3	1-0	2	2	0	1	3	0.5
Team														67	88	155	4.8			6				
Syracuse	32		6,475		878	2,017	.435	233	639	.365	408	636	.642	456	802	1,258	39.3	609-17	516	487	148	318	2,397	74.9
Opponents	32		6,475		766	1,921	.399	171	578	.296	505	734	.688	490	804	1,294	40.4	55-3	464	556	93	254	2,208	69.0

1997-98 Final Statistics (26-9, 12-6)

Player	GP	GS	Min	Avg	TOTAL			3-PTS			FT	FTA	Pct	REBOUNDS			Avg	PF-FO	A	TO	Blk	Stl	Pts	Avg
					FG	FGA	Pct	3FG	FGA	Pct				Off	Def	Tot								
Burgan, Todd	35	35	1,283	36.7	196	485	.404	68	186	.366	155	207	.749	91	156	247	7.1	93-2	114	102	8	72	615	17.6
Blackwell, Ryan	35	35	1,225	35.0	162	339	.478	11	32	.344	106	154	.688	102	186	288	8.2	71-3	79	90	12	50	441	12.6
Thomas, Etan	35	35	1,011	28.9	144	236	.610	0	0	.000	109	178	.612	87	143	230	6.6	99-3	15	58	138	27	397	11.3
Hart, Jason	35	35	1,199	34.3	120	328	.366	25	96	.260	91	133	.684	38	88	126	3.6	98-2	174	123	3	79	356	10.2
Janulis, Marius	35	35	1,139	32.5	114	278	.410	74	187	.396	35	42	.833	27	83	110	3.1	91-6	71	58	3	46	337	9.6
Williams, Eric	20	0	168	8.4	24	40	.600	0	3	.000	12	24	.500	25	23	48	2.4	21-0	12	25	4	7	60	3.0
Ovcina, Elvir	34	0	411	12.1	41	125	.328	13	58	.224	4	9	.444	35	49	84	2.5	46-2	41	35	18	22	99	2.9
Griffin, Allen	34	0	313	9.2	28	67	.418	5	19	.263	20	35	.571	7	25	32	0.9	35-0	30	27	1	18	8	12.4
Howard, LaSean	23	0	134	5.8	18	41	.439	1	7	.143	7	10	.700	10	9	19	0.8	20-0	8	16	0	6	44	1.9
Brown, Damone	15	0	53	3.5	10	24	.417	1	6	.167	5	10	.500	7	6	13	0.9	9-0	1	6	6	1	26	1.7
Campbell, Malik	15	0	77	5.1	7	20	.350	1	9	.111	4	7	.571	3	10	13	0.9	9-0	8	6	5	3	19	1.3
Frazier, Eric	4	0	6	1.5	1	3	.333	0	1	.000	0	2	.000	0	0	0	0.0	0-0	0	1	0	1	2	0.5
Spann, Sam	8	0	25	3.1	2	7	.286	0	0	.000	0	0	.000	1	1	2	0.3	5-0	1	2	0	2	4	0.5
Mallin, Jason	4	0	6	1.5	0	0	.000	0	0	.000	0	0	.000	0	0	0	0.0	3-0	0	1	0	0	0	0.0
Team														56	62	118	3.4			7				
Syracuse	35		7,050		867	1,993	.435	199	604	.329	548	811	.676	489	841	1,330	38.0	600-18	554	557	198	334	2,481	70.9
Opponents	35		7,050		864	2,067	.418	201	624	.322	416	638	.652	483	803	1,286	36.7	654-15	555	583	111	264	2,345	67.0

SYRACUSE

1998-99 Final Statistics (21-12, 10-8)

	TOTAL										3-PTS			REBOUNDS												
Player	GP	GS	Min	Avg	FG	FGA	Pct	3FG	FGA	Pct	FT	FTA	Pct	Off	Def	Tot	Avg	PF-FO	A	TO	Blk	Stl	Pts	Avg		
Hart, Jason	33	32	1,068	32.4	167	407	.410	53	145	.366	71	96	.740	22	76	98	3.0	100-2	143	103	6	101	458	13.9		
Thomas, Etan	33	33	913	27.7	148	240	.617	0	0	.000	109	190	.574	95	148	243	7.4	92-1	17	56	131	27	405	12.3		
Blackwell, Ryan	33	33	1,096	33.2	135	305	.443	18	53	.340	99	137	.723	95	164	259	7.8	63-2	86	108	11	41	387	11.7		
Brown, Damone	33	26	815	24.7	128	256	.500	13	57	.228	45	60	.750	63	117	180	5.5	97-4	26	42	23	28	314	9.5		
Griffin, Allen	33	33	897	27.2	87	225	.387	41	118	.347	47	70	.671	16	73	89	2.7	71-1	104	71	7	41	262	7.9		
Shumpert, Preston	32	0	456	14.3	59	148	.399	27	93	.290	27	37	.730	39	37	76	2.4	25-0	18	29	6	15	172	5.4		
Williams, Eric	14	7	175	12.5	35	61	.574	3	9	.333	5	8	.625	21	27	48	3.4	19-0	14	18	4	10	78	5.6		
Bland, Tony	32	1	502	15.7	53	124	.427	12	40	.300	24	40	.600	13	31	44	1.4	35-1	51	46	8	27	142	4.4		
Campbell, Malik	16	0	161	10.1	19	55	.345	6	19	.316	3	8	.375	6	11	17	1.1	16-0	15	8	4	13	47	2.9		
Celuck, Billy	9	0	44	4.9	10	17	.588	0	0	.000	6	8	.750	7	8	15	1.7	13-0	3	5	6	1	26	2.9		
Ovcina, Elvir	33	0	452	13.7	37	117	.316	10	52	.192	9	17	.529	39	62	101	3.1	57-0	59	45	22	24	93	2.8		
McClanaghan, R.	6	0	11	1.8	1	7	.143	1	5	.200	0	0	.000	0	1	1	0.2	2-0	2	1	0	0	3	0.5		
Watson, Josh	1	0	1	1.0	0	0	.000	0	0	.000	0	0	.000	0	0	0	0.0	0-0	0	0	0	0	0	0.0		
Schau, Chris	4	0	9	2.3	0	1	.000	0	0	.000	0	0	.000	0	2	2	0.5	0-0	0	0	1	0	0	0.0		
Team														69	68	137	4.1			9						
Syracuse	33		6,600		879	1963	.448	184	591	.311	445	671	.663	485	825	1,310	39.7	590-11	538	541	229	328	2,387	72.3		
Opponents	33		6,600		738	1886	.391	170	498	.341	440	634	.694	432	734	1166	1,166	35.3	597-15	453	596	84	269	2,086	63.2	

1999-00 Final Statistics (26-6, 13-3)

Player	GP	GS	Min	Avg	TOTAL			3-PTS			REBOUNDS													
					FG	FGA	Pct	3FG	FGA	Pct	FT	FTA	Pct	Off	Def	Tot	Avg	PF-FO	A	TO	Blk	Stl	Pts	Avg
Thomas, Etan	29	29	940	32.4	148	246	.602	0	0	.000	99	146	.678	100	169	269	9.3	92-1	16	59	107	22	395	13.6
Hart, Jason	32	32	1,083	33.8	125	304	.411	38	115	.330	94	128	.734	16	80	96	3.0	78-0	208	111	3	59	382	11.9
Blackwell, Ryan	32	32	1,079	33.7	120	280	.429	9	35	.257	98	144	.681	90	140	230	7.2	50-0	99	76	6	44	347	10.8
Brown, Damone	31	31	807	26.0	137	268	.511	2	12	.167	55	82	.671	81	109	190	6.1	86-3	42	46	19	31	331	10.7
Shumpert, Preston	32	4	668	20.9	110	233	.472	54	126	.429	55	66	.833	32	63	95	3.0	25-0	26	27	4	38	329	10.3
Bland, Tony	32	32	669	20.9	86	194	.443	22	70	.314	20	32	.625	16	36	52	1.6	38-1	55	36	10	33	214	6.7
Williams, D.	30	0	479	16.0	67	156	.429	38	91	.418	16	21	.762	16	29	45	1.5	46-1	50	40	2	34	188	6.3
Duany, Kueth	22	0	205	9.3	28	67	.418	4	16	.250	10	13	.769	19	23	42	1.9	22-0	7	15	6	7	70	3.2
Griffin, Allen	32	0	341	10.7	37	85	.435	2	14	.143	20	27	.741	8	27	35	1.1	36-0	55	21	1	15	96	3.0
Celuck, Billy	13	0	88	6.8	13	19	.684	0	0	.000	7	11	.636	5	8	13	1.0	20-0	5	5	2	1	33	2.5
McNeil, Jeremy	6	0	40	6.7	3	5	.600	0	0	.000	3	5	.600	5	8	13	2.2	11-1	0	5	6	1	9	1.5
McClanaghan, R.	8	0	10	1.2	2	5	.400	2	4	.500	0	2	.000	1	1	2	0.2	0-0	0	3	0	1	6	0.8
Schau, Chris	5	0	7	1.4	0	4	.000	0	0	.000	0	0	.000	0	2	2	0.4	0-0	0	1	1	0	0	0.0
Rosenblum, Mike	7	0	9	1.3	0	3	.000	0	0	.000	0	0	.000	0	0	0	0.0	0-0	1	0	0	0	0	0.0
Team														51	64	115	3.6	2-0		3				
Syracuse	32		6,425		876	1869	.469	171	483	.354	477	677	.705	440	759	1,199	37.5	506-7	564	448	167	286	2,400	75.0
Opponents	32		6,425		750	1847	.406	185	568	.326	348	520	.669	424	655	1,079	33.7	570-14	506	505	97	222	2,033	63.5

2000-01 Final Statistics (25-9, 10-6)

	TOTAL										3-PTS			REBOUNDS												
Player	GP	GS	Min	Avg	FG	FGA	Pct	3FG	FGA	Pct	FT	FTA	Pct	Off	Def	Tot	Avg	PF-FO	A	TO	Blk	Stl	Pts	Avg		
Shumpert, Preston	34	34	1,240	36.5	225	515	.437	80	207	.386	132	173	.763	70	130	200	5.9	71-1	56	59	20	65	662	19.5		
Brown, Damone	34	34	1,222	35.9	215	437	.492	4	14	.286	125	158	.791	109	191	300	8.8	92-2	65	69	48	58	559	16.4		
Williams, DeShaun	34	34	1,117	32.9	147	398	.369	66	197	.335	62	82	.756	28	71	99	2.9	101-3	116	87	10	66	422	12.4		
Griffin, Allen	34	34	1,247	36.7	120	313	.383	22	90	.244	106	149	.711	25	86	111	3.3	72-1	220	98	5	66	368	10.8		
Duany, Kueth	34	0	624	18.4	66	151	.437	8	29	.276	48	75	.640	47	65	112	3.3	87-1	30	42	13	29	188	5.5		
Celuck, Billy	28	13	502	17.9	56	97	.577	0	0	.000	9	19	.474	50	60	110	3.9	92-7	17	21	35	16	121	4.3		
McNeil, Jeremy	34	21	542	15.9	32	49	.653	0	0	.000	21	37	.568	38	69	107	3.1	103-10	4	26	64	11	85	2.5		
Thues, James	24	0	185	7.7	12	31	.387	2	7	.286	13	27	.481	1	10	11	0.5	19-0	31	15	2	12	39	1.6		
McClanaghan, R.	11	0	27	2.5	4	6	.667	3	4	.750	0	0	.000	0	0	0	0.0	2-0	1	2	0	0	11	1.0		
Cole, Ethan	18	0	111	6.2	7	19	.368	0	0	.000	4	6	.667	8	14	22	1.2	31-1	2	9	5	1	18	1.0		
Davis, Greg	9	0	27	3.0	1	6	.167	0	1	.000	0	0	.000	2	1	3	0.3	5-0	3	1	0	0	2	0.2		
Herron, Ronneil	3	0	2	0.7	0	1	.000	0	1	.000	0	0	.000	0	0	0	0.0	1-0	0	0	0	0	0	0.0		
Kouwe Andrew	5	0	6	1.2	0	3	.000	0	1	.000	0	1	.000	0	1	1	0.2	0-0	0	2	0	0	0	0.0		
Rosenblum, M.	5	0	5	1.0	0	0	.000	0	0	.000	0	0	.000	0	0	0	0.0	0-0	0	0	0	0	0	0.0		
Schau, Chris	8	0	7	0.9	0	1	.000	0	0	.000	0	0	.000	0	1	1	0.1	2-0	0	0	1	0	0	0.0		
Byrnes, Tim	6	0	11	1.8	0	2	.000	0	1	.000	0	0	.000	1	2	3	0.5	2-0	0	3	0	1	0	0.0		
Team														63	70	133	3.9	1-0		7						
Syracuse	34		6,875		885	2029	.436	185	552	.335	520	727	.715	442	771	1,213	35.7	681-26	545	441	203	325	2,475	72.8		
Opponents	34		6,875		779	1904	.409	208	646	.322	528	807	.654	493	811	1,304	38.4	647	514	575	106	206	2,294	67.5		

SYRACUSE

2001-02 Final Statistics (23-13, 9-7)

Player	GP	GS	Min	Avg	TOTAL			3-PTS			FT	FTA	Pct	REBOUNDS			Avg	PF-FO	A	TO	Blk	Stl	Pts	Avg
					FG	FGA	Pct	3FG	FGA	Pct				Off	Def	Tot								
Shumpert, Preston	36	36	1,328	36.9	256	591	.433	88	233	.378	144	176	.818	69	149	218	6.1	60-0	83	92	16	68	744	20.7
Williams, DeShaun	33	33	1,155	35.0	185	484	.382	71	233	.305	85	119	.714	35	81	116	3.5	82-2	135	129	10	68	526	15.9
Duany, Kueth	36	36	1,108	30.8	168	370	.454	43	126	.341	61	97	.629	66	125	191	5.3	90-2	59	68	21	54	440	12.2
Warrick, Hakim	35	19	609	17.4	95	172	.552	1	2	.500	23	60	.383	70	98	168	4.8	71-1	18	40	22	20	214	6.1
Thues, James	36	18	1,127	31.3	77	175	.440	13	43	.302	35	63	.556	22	82	104	2.9	68-1	178	88	11	101	202	5.6
Forth, Craig	36	36	780	21.7	74	167	.443	0	0	.000	29	46	.630	73	89	162	4.5	108-4	41	45	65	28	177	4.9
Pace, Josh	32	0	388	12.1	58	117	.496	1	10	.100	21	36	.583	28	37	65	2.0	34-1	25	22	4	29	138	4.3
McNeil, Jeremy	30	0	441	14.7	46	67	.687	0	0	.000	9	25	.360	40	72	112	3.7	84-3	3	23	45	14	101	3.4
Cole, Ethan	8	2	63	7.9	5	15	.333	0	1	.000	6	8	.750	1	14	15	1.9	7-0	3	4	0	2	16	2.0
Celuck, Billy	21	0	176	8.4	17	37	.459	0	0	.000	6	13	.462	26	15	41	2.0	34-0	6	17	5	6	40	1.9
Herron, Ronneil	13	0	29	2.2	1	2	.500	0	0	.000	3	6	.500	1	0	1	0.1	1-0	1	4	2	2	5	0.4
Kouwe, Andrew	9	0	16	1.8	0	5	.000	0	3	.000	0	0	.000	0	0	0	0.0	2-0	0	2	0	2	0	0.0
Konecny, Mark	2	0	5	2.5	0	0	.000	0	0	.000	0	0	.000	0	0	0	0.0	2-0	0	0	0	0	0	0.0
Team														60	71	131	3.6	1-0		9				
Syracuse	36		7,225		982	2,202	.446	217	651	.333	422	649	.650	491	833	1,324	36.8	644-14	552	543	201	394	2,603	72.3
Opponents	36		7,225		809	2,028	.399	240	764	.314	546	801	.682	510	857	1,367	38.0	628	505	658	93	292	2,404	66.8

2002-03 Final Statistics (30-5, 13-3)

Player	GP	GS	Min	Avg	TOTAL			3-PTS			FT	FTA	Pct	REBOUNDS			Avg	PF-FO	A	TO	Blk	Stl	Pts	Avg
					FG	FGA	Pct	3FG	FGA	Pct				Off	Def	Tot								
Anthony, Carmelo	35	35	1,274	36.4	277	612	.453	56	166	.337	168	238	.706	101	248	349	10.0	77-0	77	77	30	55	778	22.2
Warrick, Hakim	35	35	1,146	32.7	197	364	.541	0	1	.000	124	186	.667	112	185	297	8.5	94-4	57	92	44	49	518	14.8
McNamara, G.	35	35	1,236	35.3	146	364	.401	85	238	.357	90	99	.909	14	66	80	2.3	69-1	155	85	2	77	467	13.3
Duany, Kueth	35	35	944	27.0	133	303	.439	43	123	.350	77	114	.675	45	83	128	3.7	75-1	71	57	17	36	386	11.0
Edelin, Billy	23	0	533	23.2	80	146	.548	0	2	.000	48	71	.676	23	55	78	3.4	22-0	58	53	2	24	208	9.0
Pace, Josh	32	0	469	14.7	62	118	.525	0	2	.000	14	25	.560	22	64	86	2.7	33-0	60	37	8	26	138	4.3
Forth, Craig	35	35	618	17.7	56	115	.487	0	1	.000	20	40	.500	50	66	116	3.3	90-4	30	39	41	15	132	3.8
McNeil, Jeremy	35	0	657	18.8	54	81	.667	0	0	.000	9	20	.450	62	84	146	4.2	112-4	8	36	100	9	117	3.3
Gorman, Matt	9	0	76	8.4	8	23	.348	0	1	.000	5	8	.625	4	15	19	2.1	14-0	1	5	2	3	21	2.3
Kouwe, Andrew	6	0	10	1.7	3	5	.600	2	2	1.000	2	2	1.000	1	1	2	0.3	2-0	2	1	0	0	10	1.7
Herron, Ronneil	5	0	9	1.8	2	3	.667	0	0	.000	2	3	.667	0	5	5	1.0	0-0	0	1	0	0	6	1.2
Hall, Gary	5	0	6	1.2	1	1	1.000	0	0	.000	0	0	.000	0	2	2	0.4	0-0	2	0	1	1	2	0.4
Gaines, Xzavier	6	0	21	3.5	1	8	.125	0	3	.000	0	0	.000	1	1	2	0.3	0-0	1	2	0	1	2	0.3
Albright, Tyrone	7	0	20	2.9	0	2	.000	0	1	.000	0	0	.000	1	1	2	0.3	1-0	1	3	0	2	0	0.0
Brooks, Josh	5	0	6	1.2	0	1	.000	0	0	.000	0	0	.000	0	1	1	0.2	1-0	0	0	0	0	0	0.0
Team														46	66	112	3.2	1-0		6				
Syracuse	35		7,025		1,020	2,146	.475	186	540	.344	559	806	.694	482	943	1,425	40.7	591-14	523	494	247	298	2,785	79.6
Opponents	35		7,025		878	2,253	.390	239	786	.304	440	675	.652	561	772	1,333	38.1	682-24	556	520	112	242	2,435	69.6

2003-04 Final Statistics (23-8, 11-5)

Player	GP	GS	Min	Avg	TOTAL			3-PTS			REBOUNDS													
					FG	FGA	Pct	3FG	FGA	Pct	FT	FTA	Pct	Off	Def	Tot	Avg	PF-FO	A	TO	Blk	Stl	Pts	Avg
Warrick, Hakim	31	31	1,156	37.3	222	434	.512	0	6	.000	171	247	.692	98	168	266	8.6	84-1	82	96	35	29	615	19.8
McNamara, Gerry	31	31	1,122	36.2	153	397	.385	105	270	.389	123	141	.872	11	69	80	2.6	64-1	118	79	1	52	534	17.2
Edelin, Billy	17	16	563	33.1	97	183	.530	3	9	.333	38	71	.535	26	46	72	4.2	29-0	88	34	2	22	235	13.8
Pace, Josh	31	31	1,051	33.9	135	270	.500	1	5	.200	23	59	.390	54	112	166	5.4	55-0	102	51	13	55	294	9.5
Forth, Craig	31	31	718	23.2	77	136	.566	0	0	.000	22	34	.647	71	108	179	5.8	87-4	22	39	63	18	176	5.7
Nichols, D.	26	15	441	17.0	42	121	.347	17	72	.236	8	18	.444	18	39	57	2.2	47-2	15	15	16	15	109	4.2
McCroskey, Louie	28	0	395	14.1	44	125	.352	13	57	.228	9	20	.450	22	39	61	2.2	39-2	27	28	4	21	110	3.9
McNeil, Jeremy	30	0	396	13.2	37	49	.755	0	0	.000	15	29	.517	38	44	82	2.7	73-2	2	19	45	9	89	3.0
Roberts, Terrence	26	0	236	9.1	21	58	.362	1	6	.167	12	23	.522	15	39	54	2.1	45-0	5	16	10	11	55	2.1
Watkins, Darryl	12	0	85	7.1	9	25	.360	0	0	.000	3	18	.167	11	13	24	2.0	19-0	2	3	15	2	21	1.8
Gorman, Matt	7	0	47	6.7	6	19	.316	0	2	.000	0	2	.000	5	9	14	2.0	10-0	2	4	1	0	12	1.7
Herron, Ronneil	8	0	7	0.9	3	4	.750	1	2	.500	6	6	1.000	2	0	2	0.3	1-0	0	0	0	1	13	1.6
Kouwe, Andrew	6	0	6	1.0	1	6	.167	0	1	.000	0	1	.000	0	1	1	0.2	1-0	0	2	0	0	2	0.3
Brooks, Josh	1	0	1	1.0	0	0	.000	0	0	.000	0	0	.000	1	0	1	1.0	0-0	0	0	0	0	0	0.0
DiLiegro, Ross	1	0	1	1.0	0	0	.000	0	0	.000	0	0	.000	0	0	0	0.0	0-0	0	0	0	0	0	0.0
Team														51	70	121	3.9			10				
Syracuse	31		6,225		847	1,827	.464	141	430	.328	430	669	.643	423	757	1,180	38.1	554-12	465	396	205	235	2,265	73.1
Opponents	31		6,225		739	1,839	.402	183	623	.294	435	649	.670	458	693	1,151	37.1	576-15	455	418	94	208	2,096	67.6

SYRACUSE

2004-05 Final Statistics (27-7, 11-5)¹

Player	GP	GS	Min	Avg	TOTAL			3-PTS			FT	FTA	Pct	REBOUNDS			Avg	PF-FO	A	TO	Blk	Stl	Pts	Avg
					FG	FGA	Pct	3FG	FGA	Pct				Off	Def	Tot								
Warrick, Hakim	34	34	1,275	37.5	253	462	.548	9	31	.290	211	310	.681	106	188	294	8.6	79-0	50	86	27	33	726	21.4
McNamara, Gerry	34	34	1,209	35.6	160	433	.370	107	315	.340	111	127	.874	14	65	79	2.3	62-1	168	99	2	63	538	15.8
Pace, Josh	34	34	1,133	33.3	169	296	.571	0	3	.000	30	54	.556	64	106	170	5.0	53-0	128	67	15	51	368	10.8
Roberts, Terrence	33	7	610	18.5	95	167	.569	2	7	.286	46	83	.554	61	69	130	3.9	99-6	20	46	28	36	238	7.2
McCroskey, Louie	34	16	675	19.9	75	192	.391	19	65	.292	20	40	.500	37	62	99	2.9	46-1	41	40	1	28	189	5.6
Forth, Craig	34	34	662	19.5	64	117	.547	0	0	.000	30	49	.612	65	109	174	5.1	75-4	18	23	36	22	158	4.6
Nichols, D.	27	8	349	12.9	39	103	.379	15	60	.250	13	18	.722	12	45	57	2.1	32-0	13	25	8	11	106	3.9
Watkins, Darryl	26	0	364	14.0	41	67	.612	0	0	.000	13	26	.500	30	57	87	3.3	55-1	11	15	37	6	95	3.7
Edelin, Billy*	20	3	313	15.7	34	67	.507	0	1	.000	12	19	.632	8	17	25	1.3	16-0	35	27	1	16	80	4.0
Wright, Josh	19	0	161	8.5	9	34	.265	4	16	.250	4	8	.500	1	11	12	0.6	13-0	33	18	0	8	26	1.4
Wright, D.	10	0	57	5.7	3	9	.333	0	0	.000	7	10	.700	5	8	13	1.3	4-0	6	5	2	0	13	1.3
Burach, Todd	5	0	7	1.4	2	3	.667	0	0	.000	3	6	.500	0	4	4	0.8	0-0	0	3	0	0	7	1.4
DiLiegro, Ross	5	0	7	1.4	1	1	1.000	0	0	.000	0	0	.000	0	1	1	0.2	3-0	0	0	0	1	2	0.4
Brooks, Josh	5	0	7	1.4	1	3	.333	0	0	.000	0	0	.000	0	0	0	0.0	0-0	0	1	0	0	2	0.4
Gaines, Xzavier	5	0	14	2.8	0	2	.000	0	1	.000	0	0	.000	0	4	4	0.8	1-0	1	1	0	0	0	0.0
Gabriel, Logan	6	0	7	1.2	0	0	.000	0	0	.000	0	0	.000	0	0	0	0.0	0-0	1	1	0	1	0	0.0
Team														67	74	141	4.1	1-0		8				
Syracuse	34		6,850		946	1,956	.484	156	499	.313	500	750	.667	470	820	1,290	37.9	539-13	525	465	157	276	2,548	74.9
Opponents	34		6,850		760	1,950	.390	251	770	.326	426	629	.677	471	683	1,154	33.9	630-22	496	502	109	241	2,197	64.6

¹ - 34 games played; 27-7, 11-5 on-court record; wins vacated by NCAA for official record of 12-7, 2-5

2005-06 Final Statistics (23-12, 7-9)²

Player	GP	GS	Min	Avg	TOTAL			3-PTS			FT	FTA	Pct	REBOUNDS			Avg	PF-FO	A	TO	Blk	Stl	Pts	Avg
					FG	FGA	Pct	3FG	FGA	Pct				Off	Def	Tot								
McNamara, Gerry	35	35	1,232	35.2	173	490	.353	103	308	.334	111	123	.902	32	62	94	2.7	46-0	207	117	2	66	560	16.0
Nichols, D.	35	35	1,164	33.3	165	386	.427	73	201	.363	63	93	.677	61	143	204	5.8	96-2	50	63	33	45	466	13.3
Devendorf, Eric	35	30	947	27.1	157	353	.445	50	133	.376	64	78	.821	17	69	86	2.5	93-3	82	81	14	36	428	12.2
Roberts, Terrence*	35	35	1,115	31.9	159	285	.558	2	6	.333	56	133	.421	104	163	267	7.6	115-8	56	69	45	48	376	10.7
Watkins, Darryl	35	35	1,043	29.8	100	191	.524	0	0	.000	50	93	.538	97	157	254	7.3	110-8	23	64	99	45	250	7.1
Wright, Josh	31	0	399	12.9	41	96	.427	8	35	.229	44	59	.746	4	38	42	1.4	26-0	51	44	0	28	134	4.3
McCroskey, Louie	34	5	476	14.0	51	124	.411	4	19	.211	22	48	.458	45	68	113	3.3	55-3	44	49	2	26	128	3.8
Rautins, Andy	20	0	159	8.0	20	53	.377	15	46	.326	3	6	.500	5	12	17	0.9	23-0	13	4	2	6	58	2.9
Gorman, Matt	29	0	290	10.0	24	63	.381	5	18	.278	23	36	.639	26	35	61	2.1	30-0	10	14	11	7	76	2.6
Onuaku, Arinze	29	0	243	8.4	23	41	.561	0	0	.000	12	27	.444	32	48	80	2.8	31-2	4	13	13	5	58	2.0
Presutti, Jake	3	0	3	1.0	0	0	.000	0	0	.000	1	2	.500	1	0	1	0.3	0-0	1	0	0	1	1	0.3
DiLiegro, Ross	2	0	2	1.0	0	0	.000	0	0	.000	0	0	.000	0	0	0	0.0	0-0	0	0	0	0	0	0.0
Burach, Todd	1	0	1	1.0	0	1	.000	0	0	.000	0	0	.000	0	0	0	0.0	0-0	0	0	0	0	0	0.0
Team														52	66	118	3.4			12				
Syracuse	35		7,075		913	2,083	.438	260	766	.339	449	698	.643	476	862	1,338	38.2	625-26	541	532	221	313	2,535	72.4
Opponents	35		7,075		813	2,042	.398	261	763	.342	525	749	.701	485	830	1,315	37.6	628-13	520	558	107	260	2,412	68.9

² - 35 games played; 23-12, 7-9 on-court record; wins vacated by NCAA for official record of 0-12, 0-9

2006-07 Final Statistics (24-11, 12-6)³

Player	GP	GS	Min	Avg	TOTAL			3-PTS			FT	FTA	Pct	REBOUNDS			Avg	PF-FO	A	TO	Blk	Stl	Pts	Avg
					FG	FGA	Pct	3FG	FGA	Pct				Off	Def	Tot								
Nichols, Demetris	35	35	1,217	34.8	225	503	.447	100	240	.417	113	133	.850	50	140	190	5.4	73-1	54	77	37	49	663	18.9
Devendorf, Eric	35	22	1,081	30.9	172	417	.412	54	153	.353	119	150	.793	15	79	94	2.7	93-1	145	109	11	43	517	14.8
Roberts, Terrence*	33	33	950	28.8	116	213	.545	0	6	.000	62	128	.484	95	171	266	8.1	104-6	40	61	45	30	294	8.9
Harris, Paul	35	1	758	21.7	94	217	.433	1	20	.050	113	166	.681	74	174	248	7.1	68-1	57	66	21	28	302	8.6
Watkins, Darryl	33	32	961	29.1	98	180	.544	0	0	.000	71	116	.612	96	153	249	7.5	118-9	25	51	112	40	267	8.1
Rautins, Andy	35	20	741	21.2	84	226	.372	67	188	.356	17	24	.708	15	54	69	2.0	62-0	51	46	6	45	252	7.2
Wright, Josh	35	27	843	24.1	63	158	.399	22	67	.328	84	116	.724	8	60	68	1.9	50-1	132	88	1	41	232	6.6
Gorman, Matt	30	5	341	11.4	34	79	.430	12	26	.462	8	12	.667	13	35	48	1.6	38-0	14	15	14	13	88	2.9
Jones, Mike	11	0	68	6.2	8	24	.333	1	4	.250	4	5	.800	4	4	8	0.7	6-0	4	3	3	2	21	1.9
Brennan-McBride, D.	6	0	23	3.8	2	2	1.00	0	0	.000	1	2	.500	1	2	3	0.5	4-0	0	2	0	0	5	0.8
Thomas, Justin	3	0	5	1.7	1	3	.333	0	0	.000	0	0	.000	0	0	0	0.0	0-0	0	1	0	1	2	0.7
Burach, Todd	4	0	5	1.3	1	4	.250	0	1	.000	0	0	.000	3	0	3	0.8	0-0	0	0	0	0	2	0.5
DiLiegro, Ross	3	0	3	1.0	0	0	.000	0	0	.000	0	0	.000	0	0	0	0.0	1-0	0	0	0	0	0	0.0
Presutti, Jake	3	0	4	1.3	0	1	.000	0	0	.000	0	0	.000	1	0	1	0.3	0-0	0	2	0	0	0	0.0
Team														75	90	165	4.7	1-0		4				
Syracuse	35		7,000		898	2,027	.443	257	705	.365	592	852	.695	450	962	1,412	40.3	618-19	522	525	250	292	2,645	75.6
Opponents	35		7,000		834	2,223	.375	276	844	.327	436	692	.630	557	815	1,372	39.2	687-22	484	508	129	285	2,380	68.0

³ - 35 games played; 24-11, 10-6 on-court record; wins vacated by NCAA for official record of 2-11, 0-6

*individual statistics were vacated by the NCAA

SYRACUSE

2007-08 Final Statistics (21-14, 9-9)

Player	GP	GS	Min	Avg	TOTAL			3-PTS			FT	FTA	Pct	REBOUNDS			Avg	PF-FO	A	TO	Blk	Stl	Pts	Avg
					FG	FGA	Pct	3FG	FGA	Pct				Off	Def	Tot								
Greene, Donte	35	35	1,253	35.8	218	521	.418	90	261	.345	94	133	.707	60	191	251	7.2	101-4	71	91	57	45	620	17.7
Devendorf, Eric	10	10	342	34.2	61	131	.466	22	54	.407	26	35	.743	10	16	26	2.6	29-2	39	34	4	17	170	17.0
Flynn, Jonny	35	35	1,243	35.5	191	416	.459	56	161	.348	110	142	.775	22	72	94	2.7	51-0	185	95	6	53	548	15.7
Harris, Paul	35	35	1,264	36.1	161	343	.469	11	34	.324	173	237	.730	99	187	286	8.2	90-0	117	117	28	59	506	14.5
Onuaku, Arinze	35	35	1,070	30.6	186	296	.628	0	0	.000	73	164	.445	114	170	284	8.1	108-4	26	67	47	36	445	12.7
Jardine, Scoop	33	10	646	19.6	71	152	.467	5	18	.278	34	41	.829	10	40	50	1.5	63-3	82	59	3	38	181	5.5
Ongenaet, K.	33	15	634	19.2	50	97	.515	5	25	.200	42	62	.677	51	96	147	4.5	78-2	33	42	19	22	147	4.5
Jackson, Rick	35	0	452	12.9	51	97	.526	0	0	.000	28	53	.528	42	63	105	3.0	44-0	19	32	44	15	130	3.7
Williams, Mike	4	0	10	2.5	3	3	1.000	1	1	1.000	0	0	.000	0	1	1	0.3	1-0	0	3	0	1	7	1.8
Williams, Sean	4	0	22	5.5	3	5	.600	0	0	.000	0	0	.000	0	1	1	0.3	2-0	0	2	2	0	6	1.5
Thomas, Justin	8	0	46	5.8	2	3	.667	0	0	.000	0	1	.000	1	7	8	1.0	6-0	5	4	0	2	4	0.5
Presutti, Jake	8	0	19	2.4	0	3	.000	0	2	.000	1	2	.500	0	0	0	0.0	2-0	0	1	0	1	1	0.1
Cahak, Ryan	4	0	5	1.3	0	2	.000	0	0	.000	0	0	.000	0	0	0	0.0	0-0	0	0	0	0	0	0.0
Wright, Josh	4	0	19	4.8	0	2	.000	0	2	.000	0	0	.000	0	1	1	0.3	3-0	1	4	0	2	0	0.0
Team														73	79	152	4.3	2-0		6				
Syracuse	35		7,025		997	2,071	.481	190	558	.341	581	870	.668	482	924	1,406	40.2	580-15	578	557	210	291	2,765	79.0
Opponents	35		7,025		925	2,185	.423	302	855	.353	449	645	.696	447	755	1,202	34.3	681-13	573	512	123	299	2,601	74.3

2008-09 Final Statistics (26-10, 11-7)

Player	GP	GS	Min	Avg	TOTAL			3-PTS			FT	FTA	Pct	REBOUNDS			Avg	PF-FO	A	TO	Blk	Stl	Pts	Avg
					FG	FGA	Pct	3FG	FGA	Pct				Off	Def	Tot								
Flynn, Jonny	38	38	1,418	37.3	219	476	.460	45	142	.317	180	229	.786	22	82	104	2.7	55-0	254	129	6	54	663	17.4
Devendorf, Eric	36	28	1,220	33.9	193	435	.444	82	210	.390	97	122	.795	14	57	71	2.0	82-2	108	107	12	38	565	15.7
Harris, Paul	37	36	1,130	30.5	154	312	.494	10	44	.227	127	168	.756	89	209	298	8.1	71-1	80	78	26	38	445	12.0
Rautins, Andy	37	10	1,059	28.6	126	332	.380	102	279	.366	33	45	.733	13	110	123	3.3	75-2	112	73	6	52	387	10.5
Onuaku, Arinze	38	37	1,017	26.8	178	267	.667	0	0	.000	37	124	.298	108	168	276	7.3	90-2	23	59	53	18	393	10.3
Jackson, Rick	38	27	839	22.1	139	223	.623	0	1	.000	37	77	.481	78	141	219	5.8	76-2	36	60	60	34	315	8.3
Jones, Mookie	9	0	89	9.9	14	31	.452	7	22	.318	2	3	.667	1	11	12	1.3	13-0	4	4	2	5	37	4.1
Joseph, Kris	34	2	458	13.5	44	103	.427	7	26	.269	21	52	.404	27	54	81	2.4	35-0	17	27	8	30	116	3.4
Ongenaet, K.	34	12	515	15.1	35	74	.473	0	6	.000	34	59	.576	62	100	162	4.8	73-2	42	31	19	24	104	3.1
Presutti, Jake	16	0	21	1.3	3	8	.375	3	8	.375	0	0	.000	1	0	1	0.1	1-0	1	1	0	0	9	0.6
Thomas, Justin	12	0	29	2.4	3	7	.429	0	3	.000	0	2	.000	1	1	2	0.2	2-0	0	2	1	0	6	0.5
Reese, Brandon	16	0	28	1.8	2	7	.286	0	2	.000	2	3	.667	3	3	6	0.4	1-0	7	3	0	3	6	0.4
Williams, Sean	12	0	27	2.3	0	2	.000	0	0	.000	0	0	.000	0	4	4	0.3	6-0	3	2	1	0	0	0.0
Team														63	83	146	3.8			7				
Syracuse	38		7,850		1,110	2,277	.487	256	743	.345	570	884	.645	482	1,023	1,505	39.6	580-11	687	583	194	296	3,046	80.2
Opponents	38		7,850		1,021	2,486	.411	277	939	.295	406	644	.630	559	846	1,405	37.0	733-23	624	547	147	312	2,725	71.7

2009-10 Final Statistics (30-5, 15-3)

Player	GP	GS	Min	Avg	TOTAL			3-PTS			FT	FTA	Pct	REBOUNDS			Avg	PF-FO	A	TO	Blk	Stl	Pts	Avg
					FG	FGA	Pct	3FG	FGA	Pct				Off	Def	Tot								
Johnson, Wes	35	35	1,224	35.0	207	412	.502	51	123	.415	112	145	.772	75	224	299	8.5	72-1	78	81	64	58	577	16.5
Rautins, Andy	35	35	1,137	32.5	130	297	.438	98	241	.407	66	81	.815	18	100	118	3.4	76-2	171	98	8	69	424	12.1
Joseph, Kris	35	4	974	27.8	127	259	.490	9	41	.220	116	155	.748	60	134	194	5.5	64-0	61	62	14	48	379	10.8
Jackson, Rick	35	35	920	26.3	149	252	.591	0	0	.000	43	86	.500	94	152	246	7.0	69-3	60	68	69	36	341	9.7
Onuaku, Arinze	32	31	728	22.8	153	229	.668	0	0	.000	30	70	.429	67	97	164	5.1	85-2	20	43	35	29	336	10.5
Jardine, Scoop	35	0	778	22.2	114	233	.489	21	54	.389	69	92	.750	12	56	68	1.9	51-0	151	67	2	41	318	9.1
Triche, Brandon	35	35	747	21.3	100	200	.500	32	80	.400	52	82	.634	23	40	63	1.8	45-0	99	71	2	30	284	8.1
Jones, Mookie	17	0	179	10.5	33	72	.458	25	56	.446	8	14	.571	9	18	27	1.6	14-0	13	12	4	12	99	5.8
Southerland, J.	13	0	97	7.5	16	39	.410	7	24	.292	2	4	.500	3	13	16	1.2	6-0	5	8	7	8	41	3.2
Riley, DaShonte	17	0	157	9.2	9	15	.600	0	2	.000	5	11	.455	8	18	26	1.5	28-1	11	12	16	2	23	1.4
Reese, Brandon	11	0	28	2.5	2	6	.333	1	1	1.000	0	3	.000	3	2	5	0.5	3-0	2	2	0	1	5	0.5
Resavy, Nick	8	0	11	1.4	1	3	.333	0	1	.000	0	0	.000	0	2	2	0.3	0-0	2	3	0	1	2	0.3
Hoffman, Griffin	7	0	10	1.4	1	2	.500	0	1	.000	0	0	.000	0	2	2	0.3	1-0	0	0	0	1	2	0.3
Lyde-Cajuste, M.	5	0	10	2.0	0	2	.000	0	0	.000	1	2	.500	3	2	5	1.0	1-0	0	1	0	0	1	0.2
Team														42	60	102	2.9			4				
Syracuse	35		7,000		1042	2021	.516	244	624	.391	504	745	.677	417	920	1337	38.2	515-9	673	532	221	336	2832	80.9
Opponents	35		7,000		856	2151	.398	261	864	.302	351	551	.637	480	708	1188	33.9	628-11	543	547	80	296	2324	66.4

SYRACUSE

2010-11 Final Statistics (27-8, 12-6)⁴

Player	GP	GS	Min	Avg	TOTAL			3-PTS			FT	FTA	Pct	REBOUNDS			Avg	PF-FO	A	TO	Blk	Stl	Pts	Avg
					FG	FGA	Pct	3FG	FGA	Pct				Off	Def	Tot								
Joseph, Kris	34	34	1101	32.4	156	342	.456	45	123	.366	128	180	.711	38	140	178	5.2	63-2	74	73	22	51	485	14.3
Jackson, Rick	35	35	1245	35.6	193	328	.588	0	0	.000	73	137	.533	120	240	360	10.3	71-0	77	72	86	47	459	13.1
Jardine, Scoop	35	35	1122	32.1	154	371	.415	56	157	.357	73	110	.664	16	61	77	2.2	62-0	205	100	5	55	437	12.5
Triche, Brandon	35	35	1009	28.8	130	310	.419	50	150	.333	80	95	.842	36	58	94	2.7	68-0	100	72	3	28	390	11.1
Waiters, Dion	34	0	554	16.3	78	190	.411	28	85	.329	39	48	.813	12	41	53	1.6	46-0	50	30	4	38	223	6.6
Fair, C.J.	32	0	596	18.6	82	151	.543	1	3	.333	39	64	.609	50	72	122	3.8	39-0	13	27	25	26	204	6.4
Southerland, J.	28	2	396	14.1	52	121	.430	25	68	.368	7	10	.700	15	48	63	2.3	35-0	13	6	16	14	136	4.9
Jones, Mookie*	13	0	105	8.1	14	35	.400	13	31	.419	5	5	1.000	3	11	14	1.1	12-0	8	3	2	9	46	3.5
Melo, Fab	33	24	327	9.9	34	56	.607	0	0	.000	9	25	.360	22	42	64	1.9	60-2	8	25	25	10	77	2.3
Keita, B.M.	35	10	511	14.6	31	55	.564	0	0	.000	15	31	.484	48	83	131	3.7	76-5	7	20	43	21	77	2.2
Tomaszewski, M.	9	0	20	2.2	4	6	.667	3	3	1.000	1	2	.500	1	1	2	0.2	2-0	1	0	0	1	12	1.3
Reese, Brandon	9	0	20	2.2	4	6	.667	0	2	.000	3	4	.750	2	2	4	0.4	4-0	6	1	0	2	11	1.2
Lyde-Cajuste, M.	5	0	12	2.4	1	3	.333	0	0	.000	2	2	1.000	1	1	2	0.4	2-0	0	1	0	1	4	0.8
Hoffmann, Griffin	5	0	11	2.2	1	2	.500	1	2	.500	0	0	.000	0	1	1	0.2	0-0	1	0	0	0	3	0.6
Resavy, Nick	7	0	13	1.9	2	4	.500	0	1	.000	0	0	.000	1	1	2	0.3	2-0	3	1	0	1	4	0.6
Deremer, Russ	3	0	4	1.3	0	1	.000	0	1	.000	0	0	.000	1	0	1	0.3	1-0	0	0	0	0	0	0.0
Hart, Nolan	3	0	4	1.3	0	2	.000	0	2	.000	0	0	.000	0	0	0	0.0	0-0	0	0	0	0	0	0.0
Team														63	77	140	4.0	1-0		2				
Syracuse	35		7,050		936	1,983	.472	222	628	.354	474	713	.665	429	879	1,308	37.4	544-9	566	433	231	304	2,568	73.4
Opponents	35		7,050		788	2,000	.394	244	775	.315	396	594	.667	442	740	1,182	33.8	615-17	499	490	100	224	2,216	63.3

⁴ - 35 games played; 27-8, 12-6 on-court record; wins vacated by NCAA for official record of 20-8, 10-6

2011-12 Final Statistics (34-3, 17-1)⁵

Player	GP	GS	Min	Avg	TOTAL			3-PTS			FT	FTA	Pct	REBOUNDS			Avg	PF-FO	A	TO	Blk	Stl	Pts	Avg
					FG	FGA	Pct	3FG	FGA	Pct				Off	Def	Tot								
Joseph, Kris	37	37	1192	32.2	164	390	.421	51	148	.345	117	157	.745	56	118	174	4.7	62-0	56	55	23	50	496	13.4
Waiters, Dion*	37	0	891	24.1	170	357	.476	41	113	.363	86	118	.729	18	67	85	2.3	69-1	92	48	12	67	467	12.6
Triche, Brandon	37	37	834	22.5	121	287	.422	42	120	.350	62	80	.775	35	56	91	2.5	51-0	95	51	4	37	346	9.4
Jardine, Scoop	37	37	934	25.2	126	266	.474	39	103	.379	38	69	.551	15	72	87	2.4	39-1	181	85	4	50	329	8.9
Fair, C.J.	37	9	977	26.4	115	248	.464	6	24	.250	78	105	.743	74	125	199	5.4	54-0	34	29	18	40	314	8.5
Melo, Fab*	30	30	763	25.4	98	173	.566	0	0	.000	38	60	.633	80	95	175	5.8	85-3	21	43	88	15	234	7.8
Southerland, J.	37	0	593	16.0	96	206	.466	37	110	.336	23	33	.697	33	82	115	3.1	49-2	14	13	34	31	252	6.8
Jones, Mookie*	7	0	38	5.4	6	22	.273	5	17	.294	3	5	.600	1	3	4	0.6	1-0	3	1	0	5	20	2.9
Christmas, R.	37	35	425	11.5	43	75	.573	0	0	.000	16	28	.571	40	68	108	2.9	63-4	7	23	30	11	102	2.8
Carter-Williams, M.	26	0	269	10.3	25	58	.431	7	18	.389	13	23	.565	9	29	38	1.5	25-0	54	16	7	20	70	2.7
Keita, Baye	35	0	431	12.3	32	45	.711	0	0	.000	16	24	.667	35	52	87	2.5	66-1	2	11	35	7	80	2.3
Tomaszewski, M.	10	0	19	1.9	5	9	.556	4	7	.571	0	0	.000	2	3	5	0.5	3-0	0	0	0	1	14	1.4
Nassar, Albert	2	0	2	1.0	1	1	1.000	0	0	.000	0	0	.000	0	0	0	0.0	0-0	0	0	0	0	2	1.0
Reese, Brandon	13	0	19	1.5	1	8	.125	0	2	.000	5	7	.714	1	3	4	0.3	1-0	2	3	0	3	7	0.5
Hoffman, G.	9	0	8	0.9	1	3	.333	1	3	.333	0	0	.000	0	0	0	0.0	2-0	0	1	0	0	3	0.3
Lyde-Cajuste, M.	9	0	10	1.1	1	1	1.000	0	0	.000	0	0	.000	2	2	4	0.4	2-0	1	1	0	0	2	0.2
Resavy, Nick	11	0	15	1.4	1	4	.250	0	2	.000	0	0	.000	2	2	4	0.4	0-0	2	2	0	1	2	0.2
DeRemer, Russ	3	0	3	1.0	0	1	.000	0	0	.000	0	0	.000	0	0	0	0.0	1-0	0	0	0	0	0	0.0
Hart, Nolan	2	0	2	1.0	0	2	.000	0	1	.000	0	0	.000	1	0	1	0.5	0-0	1	0	0	0	0	0.0
Team														55	47	102	2.8	1-0		7				2
Syracuse	37		7,425		1,006	2,156	.467	233	668	.349	495	709	.698	459	824	1,283	34.7	574-12	565	389	255	338	2,742	74.1
Opponents	37		7,425		795	2,064	.385	235	747	.315	432	639	.676	540	807	1,347	36.4	638-15	496	591	100	195	2,257	61.0

⁵ - 37 games played; 34-3, 17-1 on-court record; wins vacated by NCAA for official record of 0-3, 0-1

* individual statistics were vacated by the NCAA

2012-13 Final Statistics (30-10, 11-7)

					TOTAL			3-PTS			REBOUNDS													
Player	GP	GS	Min	Avg	FG	FGA	Pct	3FG	FGA	Pct	FT	FTA	Pct	Off	Def	Tot	Avg	PF-FO	A	TO	Blk	Stl	Pts	Avg
Fair, C.J	40	40	1,394	34.8	217	462	.470	30	64	.469	117	155	.755	84	194	278	7.0	63-0	29	63	42	45	581	14.5
Triche, Brandon	40	40	1,351	33.8	185	445	.416	49	170	.288	125	168	.744	57	80	137	3.4	86-3	144	109	5	50	544	13.6
Southerland, J.	34	11	1,003	29.5	161	358	.450	84	211	.398	45	57	.789	43	133	176	5.2	79-2	36	40	29	50	451	13.3
Carter-Williams, M.	40	40	1,408	35.2	155	394	.393	35	120	.292	129	186	.694	51	144	195	4.9	92-5	292	136	19	111	474	11.9
Christmas, R.	40	40	833	20.8	87	164	.530	0	0	.000	31	54	.574	72	111	183	4.6	100-3	9	35	73	20	205	5.1
Coleman, D.	24	20	305	12.7	42	96	.438	0	0	.000	30	65	.462	37	58	95	4.0	30-0	4	23	9	13	114	4.8
Grant, Jerami	40	9	572	14.3	54	118	.458	6	15	.400	41	73	.562	46	72	118	3.0	54-1	18	26	17	17	155	3.9
Keita, Baye	40	0	672	16.8	55	89	.618	0	0	.000	39	65	.600	78	71	149	3.7	96-2	6	22	46	22	149	3.7
Cooney, Trevor	39	0	436	11.2	47	146	.322	28	105	.267	11	15	.733	8	24	32	0.8	33-0	23	19	3	28	133	3.4
Nassar, Albert	5	0	3	0.6	1	1	1.000	1	1	1.000	0	0	.000	0	1	1	0.2	1-0	0	0	0	1	3	0.6
Jones, Noel	6	0	8	1.3	1	2	.500	0	0	.000	0	0	.000	2	4	6	1.0	2-0	0	0	1	0	2	0.3
Hart, Nolan	11	0	15	1.4	1	6	.167	0	3	.000	0	1	.000	1	2	3	0.3	0-0	1	6	0	1	2	0.2
Lyde-Cajuste, M.	13	0	22	1.7	1	6	.167	0	3	.000	0	0	.000	0	4	4	0.3	0-0	1	1	2	1	2	0.2
Hoffmann, G.	12	0	15	1.3	0	5	.000	0	4	.000	1	4	.250	0	1	1	0.1	1-0	0	4	0	3	1	0.1
DeRermer, Russ	11	0	13	1.2	0	2	.000	0	1	.000	0	0	.000	0	2	2	0.2	0-0	0	1	0	0	0	0.0
Team														81	74	155	3.9			10				
Syracuse	40		8,050		1,007	2,294	.439	233	697	.334	569	843	.675	560	975	1,535	38.4	637-16	563	495	246	362	2,816	70.4
Opponents	40		8,050		794	2,154	.369	246	867	.284	513	762	.673	513	881	1,394	34.8	725-9	538	618	128	275	2,347	58.7

SYRACUSE

2013-14 Final Statistics (28-6, 14-4)

Player	GP	GS	Min	Avg	TOTAL			3FG	3-PTS		REBOUNDS													
					FG	FGA	Pct		FGA	Pct	FT	FTA	Pct	Off	Def	Tot	Avg	PF-FO	A	TO	Blk	Stl	Pts	Avg
Fair, C.J.	34	34	1,284	37.8	217	506	.429	24	87	.276	103	142	.725	59	160	219	6.4	71-0	42	85	27	43	561	16.5
Ennis, Tyler	34	34	1,215	35.7	148	360	.411	30	85	.353	114	149	.765	27	88	115	3.4	69-1	188	58	6	72	440	12.9
Cooney, Trevor	34	34	1,093	32.1	134	332	.404	90	240	.375	53	63	.841	16	55	71	2.1	36-0	38	26	3	64	411	12.1
Grant, Jerami	32	20	1,005	31.4	133	268	.496	0	5	.000	120	178	.674	78	139	217	6.8	75-3	44	37	18	26	386	12.1
Christmas, R.	34	34	803	23.6	76	124	.613	0	0	.000	45	62	.726	71	101	172	5.1	107-2	23	26	66	16	197	5.8
Coleman, Dajuan	13	12	169	13.0	21	36	.583	0	0	.000	14	28	.500	31	23	54	4.2	23-0	3	11	7	4	56	4.3
Gbinije, Michael	34	0	497	14.6	35	92	.380	15	43	.349	31	48	.646	21	39	60	1.8	56-1	41	17	7	25	116	3.4
Patterson, Ron	10	0	54	5.4	11	29	.379	6	19	.316	0	3	.000	6	1	7	0.7	4-0	5	3	0	4	28	2.8
Tyler Roberson	20	1	162	8.1	14	47	.298	0	5	.000	15	22	.682	14	24	38	1.9	17-1	5	7	4	4	43	2.2
Keita, Baye	32	1	497	15.5	24	48	.500	0	0	.000	10	18	.556	69	54	123	3.8	78-2	10	24	30	12	58	1.8
Johnson, B.J.	10	0	55	5.5	6	24	.250	2	16	.125	0	0	.000	3	6	9	0.9	6-0	2	4	3	1	14	1.4
Hart, Nolan	4	0	4	1.0	0	3	.000	0	3	.000	1	2	.500	1	1	2	0.5	0-0	1	0	0	0	1	0.3
DeRemer, Russ	4	0	6	1.5	0	1	.000	0	1	.000	0	0	.000	0	0	0	0.0	2-0	0	1	0	0	0	0.0
Nassar, Albert	4	0	6	1.5	0	3	.000	0	1	.000	0	0	.000	2	2	4	1.0	1-0	0	0	0	0	0	0.0
Team														48	61	109	3.2	1-0		7				
Syracuse	34		6,850		819	1,873	.437	167	505	.331	506	715	.708	446	754	1,200	35.3	546-10	402	306	171	271	2,311	68.0
Opponents	34		6,850		685	1,669	.410	233	676	.345	409	612	.668	346	726	1,072	31.5	601-18	438	455	104	146	2,012	59.2

2014-15 Final Statistics (18-13, 9-9)

Player	GP	GS	Min	Avg	TOTAL			3-PTS			REBOUNDS													
					FG	FGA	Pct	3FG	FGA	Pct	FT	FTA	Pct	Off	Def	Tot	Avg	PF-FO	A	TO	Blk	Stl	Pts	Avg
Christmas, R.	31	31	1064	34.3	203	368	.552	0	1	.000	136	191	.712	97	185	282	9.1	105-5	47	78	78	29	542	17.5
Cooney, Trevor	31	31	1156	37.3	135	376	.359	71	230	.309	73	95	.768	17	71	88	2.8	48-0	68	46	1	56	414	13.4
Gbinije, Michael	30	24	1050	35.0	138	300	.460	49	125	.392	56	98	.571	35	115	150	5.0	84-3	107	64	10	56	381	12.7
McCullough, Chris	16	16	450	28.1	54	113	.478	1	1	1.000	40	71	.563	36	74	110	6.9	41-2	18	35	33	27	149	9.3
Roberson, Tyler	28	19	803	28.7	93	210	.443	0	3	.000	45	70	.643	79	124	203	7.3	57-1	45	33	18	25	231	8.3
Joseph, Kaleb	31	30	847	27.3	68	181	.376	7	35	.200	41	57	.719	14	54	68	2.2	58-0	119	72	3	28	184	5.9
Johnson, B.J.	25	4	366	14.6	35	114	.307	16	61	.262	18	25	.720	26	53	79	3.2	26-0	12	17	5	14	104	4.2
Patterson, Ron	29	0	404	13.9	31	99	.313	9	52	.173	4	14	.286	9	17	26	0.9	32-1	49	15	4	20	75	2.6
Obokoh, C.	13	0	89	6.8	4	6	.667	0	0	.000	2	4	.500	10	11	21	1.6	19-0	3	1	4	3	10	0.8
Sanderson, Carter	4	0	4	1.0	1	4	.250	1	4	.250	0	0	.000	0	1	1	0.3	0-0	0	0	0	0	3	0.8
White, Christian	4	0	7	1.8	1	2	.500	1	2	.500	0	2	.000	1	2	3	0.8	0-0	0	1	0	0	3	0.8
Sutton, Mike	4	0	5	1.3	0	1	.000	0	1	.000	0	0	.000	0	0	0	0.0	0-0	0	0	1	0	0	0.0
Akintobi-Adeyeye, D.	4	0	5	1.3	0	1	.000	0	0	.000	0	2	.000	1	2	3	0.8	1-0	0	2	0	0	0	0.0
Team														48	53	101	3.3			6				
Syracuse	31				763	1775	.430	155	515	.301	415	629	.660	373	762	1135	36.6	471-12	468	370	157	258	2096	67.6
Opponents	31				699	1725	.405	203	645	.315	364	517	.704	348	741	1089	35.1	538-13	459	439	101	196	1965	63.4

2015-16 Final Statistics (23-14, 9-9)

	TOTAL										3-PTS			REBOUNDS																																																																																																																																																																																																																																																																																																																																																																																																																																																																																																																																																																																																																																																																																																																																																																																																																																																																																																																																																																																																																																																																																																																																																																																																																																																																																																																																																																																																																																																																																																		
--	-------	--	--	--	--	--	--	--	--	--	-------	--	--	----------	--	--	--	--	--	--	--	--	--	--	--	--	--	--	--	--	--	--	--	--	--	--	--	--	--	--	--	--	--	--	--	--	--	--	--	--	--	--	--	--	--	--	--	--	--	--	--	--	--	--	--	--	--	--	--	--	--	--	--	--	--	--	--	--	--	--	--	--	--	--	--	--	--	--	--	--	--	--	--	--	--	--	--	--	--	--	--	--	--	--	--	--	--	--	--	--	--	--	--	--	--	--	--	--	--	--	--	--	--	--	--	--	--	--	--	--	--	--	--	--	--	--	--	--	--	--	--	--	--	--	--	--	--	--	--	--	--	--	--	--	--	--	--	--	--	--	--	--	--	--	--	--	--	--	--	--	--	--	--	--	--	--	--	--	--	--	--	--	--	--	--	--	--	--	--	--	--	--	--	--	--	--	--	--	--	--	--	--	--	--	--	--	--	--	--	--	--	--	--	--	--	--	--	--	--	--	--	--	--	--	--	--	--	--	--	--	--	--	--	--	--	--	--	--	--	--	--	--	--	--	--	--	--	--	--	--	--	--	--	--	--	--	--	--	--	--	--	--	--	--	--	--	--	--	--	--	--	--	--	--	--	--	--	--	--	--	--	--	--	--	--	--	--	--	--	--	--	--	--	--	--	--	--	--	--	--	--	--	--	--	--	--	--	--	--	--	--	--	--	--	--	--	--	--	--	--	--	--	--	--	--	--	--	--	--	--	--	--	--	--	--	--	--	--	--	--	--	--	--	--	--	--	--	--	--	--	--	--	--	--	--	--	--	--	--	--	--	--	--	--	--	--	--	--	--	--	--	--	--	--	--	--	--	--	--	--	--	--	--	--	--	--	--	--	--	--	--	--	--	--	--	--	--	--	--	--	--	--	--	--	--	--	--	--	--	--	--	--	--	--	--	--	--	--	--	--	--	--	--	--	--	--	--	--	--	--	--	--	--	--	--	--	--	--	--	--	--	--	--	--	--	--	--	--	--	--	--	--	--	--	--	--	--	--	--	--	--	--	--	--	--	--	--	--	--	--	--	--	--	--	--	--	--	--	--	--	--	--	--	--	--	--	--	--	--	--	--	--	--	--	--	--	--	--	--	--	--	--	--	--	--	--	--	--	--	--	--	--	--	--	--	--	--	--	--	--	--	--	--	--	--	--	--	--	--	--	--	--	--	--	--	--	--	--	--	--	--	--	--	--	--	--	--	--	--	--	--	--	--	--	--	--	--	--	--	--	--	--	--	--	--	--	--	--	--	--	--	--	--	--	--	--	--	--	--	--	--	--	--	--	--	--	--	--	--	--	--	--	--	--	--	--	--	--	--	--	--	--	--	--	--	--	--	--	--	--	--	--	--	--	--	--	--	--	--	--	--	--	--	--	--	--	--	--	--	--	--	--	--	--	--	--	--	--	--	--	--	--	--	--	--	--	--	--	--	--	--	--	--	--	--	--	--	--	--	--	--	--	--	--	--	--	--	--	--	--	--	--	--	--	--	--	--	--	--	--	--	--	--	--	--	--	--	--	--	--	--	--	--	--	--	--	--	--	--	--	--	--	--	--	--	--	--	--	--	--	--	--	--	--	--	--	--	--	--	--	--	--	--	--	--	--	--	--	--	--	--	--	--	--	--	--	--	--	--	--	--	--	--	--	--	--	--	--	--	--	--	--	--	--	--	--	--	--	--	--	--	--	--	--	--	--	--	--	--	--	--	--	--	--	--	--	--	--	--	--	--	--	--	--	--	--	--	--	--	--	--	--	--	--	--	--	--	--	--	--	--	--	--	--	--	--	--	--	--	--	--	--	--	--	--	--	--	--	--	--	--	--	--	--	--	--	--	--	--	--	--	--	--	--	--	--	--	--	--	--	--	--	--	--	--	--	--	--	--	--	--	--	--	--	--	--	--	--	--	--	--	--	--	--	--	--	--	--	--	--	--	--	--	--	--	--	--	--	--	--	--	--	--	--	--	--	--	--	--	--	--	--	--	--	--	--	--	--	--	--	--	--	--	--	--	--	--	--	--	--	--	--	--	--	--	--	--	--	--	--	--	--	--	--	--	--	--	--	--	--	--	--	--	--	--	--	--	--	--	--	--	--	--	--	--	--	--	--	--	--	--	--	--	--	--	--	--	--	--	--	--	--	--	--	--	--	--	--	--	--	--	--	--	--	--	--	--	--	--	--	--	--	--	--	--	--	--	--	--	--	--	--	--	--	--	--	--	--	--	--	--	--	--	--	--	--	--	--	--	--	--	--	--	--	--	--	--	--	--	--	--	--	--	--	--	--	--	--	--	--	--	--	--	--	--	--	--	--	--	--	--	--	--	--	--	--	--	--	--	--	--	--	--	--	--	--	--	--	--	--	--	--	--	--	--	--	--	--	--	--	--	--	--	--	--	--	--	--	--	--	--	--	--	--	--	--	--	--	--	--	--	--	--	--	--	--	--	--	--	--	--	--	--	--	--	--	--	--	--	--	--	--	--	--	--	--	--	--	--	--	--	--	--	--	--	--	--	--	--	--	--	--	--	--	--	--	--	--	--	--	--	--	--	--	--	--	--	--	--	--	--	--	--	--	--	--	--	--	--	--	--	--	--	--	--	--	--	--	--	--	--	--	--	--	--	--	--	--	--	--	--	--	--	--	--	--	--	--	--	--	--	--	--	--	--	--	--	--	--	--	--	--	--	--	--	--	--	--	--	--	--	--	--	--	--	--	--	--	--	--	--	--	--	--	--	--	--	--	--	--	--	--	--	--	--	--	--	--	--	--	--	--	--	--	--	--	--	--	--	--	--	--	--	--	--	--	--	--	--	--	--	--	--	--	--	--	--	--	--	--	--	--	--	--	--	--	--	--	--	--	--	--	--	--	--	--	--	--	--	--	--	--	--	--	--	--	--	--	--	--	--	--	--	--	--	--	--	--	--	--	--	--	--	--	--	--	--	--	--	--	--	--	--	--	--	--	--	--	--	--	--	--	--	--	--	--	--	--	--	--	--	--	--	--	--	--	--	--	--	--	--	--	--	--	--	--	--	--	--	--	--	--	--	--	--	--	--	--	--	--	--	--	--	--	--	--	--	--	--	--	--	--	--	--	--	--	--	--	--	--	--	--	--	--	--	--	--	--	--	--	--	--	--	--	--	--	--	--	--	--	--	--	--	--	--	--	--	--	--	--	--	--	--	--	--	--	--	--	--	--	--	--	--	--	--	--	--	--	--	--	--	--	--	--	--	--	--	--	--	--	--	--	--	--	--	--


SYRACUSE

Syracuse Lettermen

In the 116 seasons of Syracuse University basketball, the following 682 players and managers have earned varsity letters.



Ableman, Richard	1948-49-50
Acocella, Angelo	1945
Addison, Rafael	1983-84-85-86
Akintobi-Adeyeye, Doyin	2015-16-17
Albanese, Vincent	1956-57
Albright, Tyrone	2002-03
Aldrich, David	1967-68-69
Alexis, Wendell	1983-84-85-86
Alkoff, Louis	1933-34-35
Annot, Scott (mgr.)	2000
Amster, Glenn, Jr. (mgr.)	1968-69
Andrew, David (mgr.)	1989
Ansley, Ernest	1911
Anthony, Carmelo	2003
Ardison, Robert (mgr.)	1932
Armstrong, George	1930-31-32
Arrington, Larry	1975-76
Austin, Ernest	1968-69-70
Autry, Adrian	1991-92-93-94
Autry, Adrian Jr.	2016-17
Axelrod, Leonard (mgr.)	1942
Axtmann, O.J. (mgr.)	1914



Richard Ableman



Baker, Walter	1915
Balinsky, John	1935-36-37
Balukas, Ray	1967-68
Banks, M.B.	1909-10
Barlok, Todd	1992
Barlow, Michael	1968-69
Barnes, Renard	1986
Barsha, John	1918-19-20
Bartholomew, Bruce	1972-73
Battle, Tyus	2017
Baylock, Victor	1936-37-38
Beagle, Kenneth	1929-30-31
Beals, Gordon (mgr.)	1972-73-74
Beck, John	1948-49-50
Bednark, Thomas	1966-67
Beech, George	1932-33
Begovich, Mike	1994
Beisswanger, Russell	1962
Belbey, Kevin (mgr.)	2013
Belbey, Shaun	2016-17
Bennett, Milton	1921
Berkenfeld, Stephen	1959-60-61
Berger, Eugene	1940-41-42
Besdin, Melvin	1952-53-54
Beverly, Louis	1954
Bibbins, Ross	1921
Biener, Jerald (mgr.)	1953-54
Bing, David	1964-65-66
Blackwell, Ryan	1998-99-00
Bland, Tony	1999-00
Blazey, Scott (mgr.)	1971-72
Bloom, Myer	1911-12-13-14
Blumen, Todd (mgr.)	1990
Blumin, Kyle (mgr.)	1993
Boax, James	1927
Bock, Milton	1931-32-33
Boenheim, James	1964-65-66
Boetcher, Maynard	1930
Bohr, F.M.	1903
Bolton, William	1940
Bouie, Roosevelt	1977-78-79-80
Boyce, Richard (mgr.)	1960-61



Jim Brown

Brady, E.J.	1903-04
Breland, Emanuel	1954-55-57
Brenneman, George	1929
Brickman, H.	1918
Brodsky, Jon (mgr.)	1958
Brodsky, William (mgr.)	1964-65
Bromberg, Fred	1931
Brooks, Josh	2003-04-05
Brower, Derek	1985-86-87-88
Brown, Damone	1998-99-00-01
Brown, James	1955-56
Brown, Melvin	1985-86
Brown, Michael	1985
Brown, Willis (mgr.)	1932
Brucker, Joseph	1922
Bruett, William	1941
Bruin, Tony	1980-81-82-83
Burach, Todd	2004-05-06-07
Burgan, Todd	1995-96-97-98
Byrnes, Martin	1975-76-77-78
Byrnes, Robert	1910-11
Byrnes, Timothy	2001



Cahak, Ryan	2008
Campbell, Malik	1998-99
Carello, Sam (mgr.)	1987
Carey, Chaundu	1987-88-90-91
Carter-Williams, Michael	2012-13
Carothers, J. Edgar	1915
Carr, Harlan	1925
Casale, Amanda (mgr.)	2016
Case, William	1968-69-70
Casey, James	1916-17
Castellini, August	1954-55
Castle, Lewis	1912-13-14-15
Catchpole, Park (mgr.)	1940
Cavanaugh, James	1908
Cegala, Louis	1954-55-56
Celuck, Billy	1999-00-01-02
Cheney, Guy	1908
Christmas, Rakeem	2012-13-14-15
Chudy, Peter	1959-60-61
Chukwu, Paschal	2016
Church, Lewis (mgr.)	1924
Cincebox, W. Jon	1957-58-59
Cipolla, Jason	1996-97
Clark, David	1973
Clark, Gary	1955-56-57
Clark, Robert (mgr.)	1927
Clary, Robert	1968-69-70
Coffee, Jack (mgr.)	1933
Coffman, David (mgr.)	1938
Cohen, Hal	1977-78-79-80
Cohen, Ronald (mgr.)	1965
Cohen, Vincent	1955-56-57
Cohen, Jr., Vincent	1992
Cole, Ethan	2001-02
Coleman, Dajuan	2013-14-15-16-17
Coleman, Derrick	1987-88-89-90
Colt, L.S.	1904-05
Coman, A.P. (mgr.)	1916
Conderman, Joseph (mgr.)	1920
Conlin, Frank	1919-20-21
Connors, William	1961
Conover, Richard	1958-59-60
Console, Chris (mgr.)	2003
Cooney, Trevor	2013-14-15-16
Corasanti, Pete (mgr.)	2014
Cornwall, Richard	1966-67-68
Cosentino, Rudolph	1945
Cotton, Lewis	1973
Cracker, William (mgr.)	1926
Crandall, Lawrence	1946-47-48
Crisp, Wilbur	1914-15-16-17
Crofoot, George	1958
Cronauer, Ed	1918
Cronauer, John	1918
Cubit, Mark	1978-79
Cummings, Charles (mgr.)	1911
Curran, Jack	1936



Dajuan Coleman




Danforth, Michael	1976
Darby, Walter	1909-10
D'Arezzo, Brett (mgr.)	2002
Davey, Walter	1911-12
Davis, Ernie	1961
Davis, Greg	2001-02
Davis, Ken	1979-80-81
Dean, Herbert	1939
Dean, Richard	1965-66-67
Deer, A. Carmine	1948-49-50
DeCandido, Mike (mgr.)	2016
DeFillippo, Tony	1929
Degner, Donald	1973-74-75
Delp, M.Z. (mgr.)	1909
DeMarle, William	1974-75
DeRemer, Russ	2011-12-13-14
Devendorf, Eric	2006-07-08-09
DeYoung, John	1933-34-35
Dickie, William	1945
DiLiegro, Ross	2004-05-06-07
DiPace, Daniel	1941-42-43
Dodge, Stephen	1962
Dollard, E.A.	1905-06-07-08
Dollard, Edmund (mgr.)	1939
Dooley, Charles	1917-18-19
Dooms, Robert	1972-73-74
Douglas, Sherman	1986-87-88-89
Dourdas, Evan	2016
Drake, Nancy (mgr.)	1998
Dressler, Frederic (mgr.)	1962-63
Drew, William	1977-78
Duany, Kueth	2000-01-02-03
Duffy, Richard	1963-64-65
Duncan, James Earl	1988
Duncan, G.O.L.	1909
DuVal, Dennis	1972-73-74



Ernie Davis



Edelin, Billy	2003-04-05
Edwards, Michael	1990-91-92-93
Egan, Patrick	1932
Eisemann, William	1926-27
Elliott, Alton	1930-31-32
Ellis, LeRon	1990-91
Ennis, Tyler	2014
Evans, Gary	1957
Evans, W.F.	1903



Tyler Ennis



Face, Charles	1923
Fair, C.J.	2011-12-13
Farnsworth, Alton	1935
Farrell, S.A.	1907
Fash, William	1948-49-50
Featherston, Raymond	2017
Feldman, Dan	1931
Feldman, Ky	2016-17
Ferris, Paul	1943
Ferris, William	1934
Fine, Bernard (mgr.)	1966-67
Finley, Robert	1962-63
Finney, William	1969-70-72
Fisher, George	1921-22-23
Fisher, W. Claude	1909
Fitzpatrick, Richard	1933
Flynn, Jonny	2008-09
Flynn, Raymond	1946
Fogarty, Daniel	1929-30-31
Forth, Craig	2002-03-04-05
Foster, Herbert	1962-63
Fraizer, Erik	1996-97
Frank, Mike (mgr.)	1995
Fredericks, Paul	1907



Craig Forth



Gabor, William	1943-46-47-48
Gabriel, Logan	2005
Gaines, Xzavier	2003-05
Gallivan, John	1923
Gannett, Avery	1901
Gbinije, Michael	2014-15-16
Gelatt, Charles	1994
Getzfeld, Robert (mgr.)	1946-47
Gidley, Ellie	1905
Giles, Clarence	1911
Gillespie, Ronald	1954-55-56
Gillon, John	2017
Gipson, Bernard	1968-69
Glacken, Edward	1947
Glacken, Joseph	1942-43-47
Gluck, Jason	1994
Gluckman, Harold (mgr.)	1939-40
Gobobe, Zangwill	1930
Goercki, John	1936-37-38
Goldberg, Edward	1958-59-60
Goldman, Scott (mgr.)	1990
Goldsmith, Norman	1964-65-66
Goodwin, Clinton	1900-01
Gordon, Sidney (mgr.)	1931
Gorman, Matt	2003-04-06-07
Grant, Jerami	2013-14
Green, John (mgr.)	1979
Green, Martin (mgr.)	1975
Green, Thomas	1969-70-71
Greene, Donte	2008
Greenman, Lloyd	1915
Greve, Henry	1923-24-25
Griffin, Allen	1998-99-00-01
Grimes, William	1915
Guerrero, Gilbert	1970
Guley, Marcel	1935-36



Michael Gbinije



Hackett, Rudy	1973-74-75
Haley, Robert (mgr.)	1933
Hall, Gary	2003-04
Haller, Mark	1938-39
Hamblen, Frank	1967-68-69
Hanson, Victor	1925-26-27
Harmon, David	1969-70
Harper, Vaughn	1966-67-68
Harried, Herman	1985-87-88-89
Harris, Anthony	1992
Harris, Kenneth	1916
Harris, Paul	2007-08-09
Hart, Brendan	2008
Hart, Jason	1997-98-99-00
Hart, Nolan	2011-12-13-14
Harwood, John	1928-29-30
Hauck, Walter (mgr.)	1976
Hawkins, Andre	1982-83-84-85
Hayman, Louis	1929-30-31
Hayes, Jim	1994-95-96
Headd, Martin	1978-79-80-81
Healy, Willard (mgr.)	1941
Henderson, Jack (mgr.)	1936
Hennemuth, William	1945
Herron, Ronnell	2001-02-03-04
Hicker, George	1966-67-68
Hill, Otis	1994-95-96-97
Hladik, Anthony, Jr.	1949-50-51
Hoffmann, Griffin	2011-12-13
Holbrook, Bernard	1930
Hollenbeck, David	1958
Hopkins, Mike	1990-91-92-93
Horn, Harry	1938-39
Horowitz, Paul	1928
Horwitz, Ben (mgr.)	2017
Houseknecht, C.J.	1903-04-05
Howard, Franklin	2016-17
Howard, LaSean	1997-98
Hudson, Joseph (mgr.)	1935
Huggins, Eric	1950-51-52
Hughes, Keith	1987
Hutt, Less (mgr.)	1928



Martin Headd

SYRACUSE

Syracuse Lettermen



Jackson, Lucious III
..... 1992-93-94-95
Jackson, Rick
..... 2008-09-10-11
Jaffe, Myro 1950
James, Kevin 1976-77-78
James, Loren 1961
Janulis, Marius 1995-96-97-98
Jardine, Scoop 2008-10-11-12
Jarvis, George 1947-48-49
Jaskot, Richard 1954
Jensen, Richard 1939-40
Jerebko, Chris 1978-79-80-81
Jockle, Thomas 1950-51
Johnson, B.J. 2014-15
Johnson, Dave 1989-90-91-92
Johnson, Derrick 1995
Johnson, Wesley 2010
Jones, Mookie 2010-11
Jones, Stuart (mgr.) 1959
Jordan, John 1972
Joseph, Kaleb 2015-16
Joseph, Kris 2009-10-11-12



Karpis, John 1983-84
Kartluke, Paul
..... 1939-40-41
Kasbar, Brenda (mgr.) 1990
Kates, Bernar 1923
Katz, Everett 1929-30-31
Katz, Joel 1985-86-87
Katz, Lawrence 1967
Katz, Milton 1931
Keating, D.J. 1910
Keating, Steven 1992
Keefer, Ralph 1917
Keita, Baye Moussa 2011-12-13-14
Keib, J.E. 1914-15
Kelley, Lawrence 1975-76-77
Kellogg, William 1922
Kerins, Sean 1981-82-83-84
Kernan, James 1919
Kessler, C. Clyde 1911
Keys, William 1976-77
Kiley, John 1949-50-51
Kilpatrick, John 1909-10
Kilpatrick, Ronald 1953
Kindel, Ross 1975-76-77-78
King, Donald 1961
King, Kevin 1974-75-76
Kingsley, J.E. 1912
Kinne, Charles (mgr.) 1905-06
Kirchgasser, George 1904-05-06
Kline, David 1953-54
Klutchkowski, Manfred 1962-63
Kohls, Gregory 1970-71-72
Kohm, Joseph 1986-87
Kollath, D. Bruce 1959-60
Konstanty, Casimir "Jim" 1939
Kouray, Christian 1940-41
Kouwe, Andrew 2001-02-03-04
Kouwe, Robert 1967-69
Kruse, Stanley 1940-41



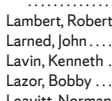
Kris Joseph



Baye Keita



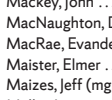
Label, William (mgr.) 1950
Lamb, G.M. 1901
Lambert, David (mgr.) 1988




Lambert, Robert 1928
Larned, John 1953-54-55
Lavin, Kenneth 1922
Lazor, Bobby 1995-96
Leavitt, Norman 1936-37-38
Lee, Charles 1925-26-27
Lee, David 1905
Lee, James 1973-74-75
Lee, John 1915
Lee, Matthew 1908-09-10
Lee, Michael 1971-72-73
Leonard, John 1919
Leverence, Brad (mgr.) 2017
Lewis, Chris 1982-83
Lighton, Lewis (mgr.) 1925
Linderman, Peter (mgr.) 1999
Lloyd, Michael 1995
Lloyd, Ramel 1997
Lockwood, Charles 1994
Loll, Scott 1965
Long, James 1911
Lotano, Ernest 1961
Loudis, Larry 1956-57-58
Lowe, H.B. (mgr.) 1919
Lowe, W.R. 1922
Lowe, William 1900-01
Ludd, Steven 1966-67
Ludka, John 1945-46-47
Lyde-Cajuste, Matt 2011-12-13
Lydon, Tyler 2016-17
Lynch, Paul 1908
Lyon, F. Murray 1910



Macchioni, Mike (mgr.) 2007
Machemer, Fred 1960-61-62



Mackey, John 1961
MacNaughton, Donald 1937-38-39
MacRae, Evander 1922-23-24
Maister, Elmer 1932-33-34
Maizes, Jeff (mgr.) 2017
Mallin, Jason 1997-98
Manikas, William 1951-52-53
Manning, Richard 1989-90
Mantho, Timothy 1967
Marcus, Abraham 1939
Marcus, Leon 1918-19
Marczak, John (mgr.) 1998
Marczak, Tom (mgr.) 2000
Markowitz, Harry (mgr.) 1926
Martin, Daniel 1919
Maxon, H.F. (mgr.) 1913
May, James 1994-95-96
Mayle, Gordon 1926
McAdam, G.M. 1904
McCarthy, C.H. 1922
McCarthy, Charles 1924
McClanaghan, Robert 2001
McCorkle, Scott 1991-92-93-94
McCroskey, Louie 2004-05-06
McCullough, Chris 2015
McDaniel, Robert 1970
McFadden, Gerald 1969-70
McGough, Michael (mgr.) 1985
McMenamin, Dave (mgr.) 2005
McMillan, J. Paul 1939-40
McNabb, Donovan 1996-97
McNamara, Gerry 2003-04-05-06
McNeil, Jeremy 2000-01-02-03-04
McRae, Conrad 1990-91-92-93
McTiernan, Thomas 1943
Meadors, Mark 1974-75



John Larned



Donovan McNabb

Melo, Fab 2011-12
Mendell, Irving 1925
Mendelson, Sidney 1924-25
Millen, E.R. 1904
Miller, Edwin 1950-51-52
Miller, Francis 1945-48-49-50
Mitchell, W. Francis 1915
Mogish, Andrew 1943-46-47
Monroe, Greg 1984-85-86-87
Moss, Eddie 1978-79-80-81
Mossey, Thomas 1958-59-60
Moten, Lawrence III 1992-93-94-95
Munro, James (mgr.) 1935
Murray, Robert 1962-63-64
Mustion, John 1960




Nassar, Albert 2012-13-14-15
Nelson, Elimu 1994-95-96
Nelson, William 1954
Newell, Royce 1946-47-48-49
Newton, Lewis 1932
Nichols, Demetris 2004-05-06-07
Nicoletti, Frank 1964-65-66
Niles, Earl 1904
Notman, W.J. 1912-13-14-15
Noyes, Harold 1958-59



O'Byrne, John (mgr.) 1914
Obokoh, Chinonso 2015-16
O'Connor, Donald (mgr.) 1982-83
O'Neill, Larry 1981-83
Ongenaet, Kristof 2008-09
Onuaku, Arinze 2006-07-08-09-10
Orr, Louis 1977-78-79-80
Osman, A.J. 1915
Osborne, Josh (mgr.) 1992
Ovcina, Elvir 1996-97-98-99
Overdyk, Jack (mgr.) 2017
Owens, Billy 1989-90-91



Pace, Josh 2002-03-04-05
Papadakos, George 1984
Parada, Nico 2017
Parker, Robert 1975-76-77
Parker, Wallace 1920-21
Palmer, James 1905
Patrick, David 1996
Patterson, Ron 2014-15
Patton, Howard (mgr.) 1936
Payton, Ron 1979-80-81-82
Penceal, Sam 1964-65-66
Perry, Calvin 1980-81-82-83
Perry, E.C. 1905
Peters, Roy 1946-47
Peters, W.L. 1918
Phillips, Ronald 1932-33-34
Pickard, Donald 1933-35
Piotrowski, Paul 1970-71-72
Post, Richard (mgr.) 1951
Potter, A.D. 1915
Powell, Arthur 1904-05-06-07
Powell, Reginald 1976-77
Powers, Jim (mgr.) 2005-06
Pratt, John 1915
Presutti, Jake 2006-07-08-09
Price, Delbert (mgr.) 1942
Propst, Rudolph 1911



Harold Noyes



Kristof Ongenaet



Robert Parker



Quigley, Terrence 1961



Terrence Quigly



Radner, Jonathan 2016-17
Raff, E. (mgr.) 1917
Rafter, William 1915-16-17
Rakov, Phillip 1925-26
Rautins, Andy 2006-07-08-09-10



Leo Rautins

Rautins, Leo 1981-82-83
Reafsnnyder, J.B. 1993-94-95-96
Reddout, Franklin 1951-52-53
Redlein, George 1905-06-07-08
Reese, Brandon 2009-10-11-12
Reid, Valentine 1965-66
Renzi, Oliver 1945-46-47-48
Resavy, Nick 2010-11-12
Reynolds, Matt (mgr.) 2010
Rice, E.G. 1903
Richards, Chuck 1964-65
Richardson, Malachi 2016
Richtmeyer, Stanley 1926-27-28
Riehl, A.H. 1911-12-13
Riehl, Frank 1905-06-07-08
Riggins, JeCarl 1996-97
Riley, Dashonte 2010
Ringelmann, Thomas 1966-67
Roberson, Tyler 2014-15-16-17
Roberts, Terrence 2004-05-06-07
Roche, Robert P. 1951-52
Rochester, Stephen (mgr.) 1966-67
Roe, Matthew 1987-88-89
Rogers, Erik 1987-88-89-90
Rosen, Jake (mgr.) 2016
Rose, Stanley (mgr.) 1952
Rosen, Edward 1949-50
Rosen, Emanuel 1927-28
Rosenblum, Michael 2001
Rosenholz, Leo (mgr.) 2005
Rosenholz, Mark (mgr.) 1967
Rosser, M. 1927
Ruby, David (mgr.) 1970
Ruffin, H.E. 1917
Rugg, W.D. 1911-12
Ryan, L.C. 1911-12



Salz, Sanford 1960-61
Sanderson, Carter 2015
Sandgarten, Jon (mgr.) 2004
Sanford, Lloyd 1933-34-35



Steven Shaw

Santifer, Erich 1980-81-82-83
Saperstein, Gerald 1929
Sarvay, Merton (mgr.) 1951
Saunders, Fred 1974
Savage, Robert 1948-49-50
Sayle, Donald 1940-41-42
Schank, George (mgr.) 1917
Schapiro, David (mgr.) 1997
Schau, Christopher 2001
Schayes, Dan 1978-79-80-81
Scherban, Dave (mgr.) 1999
Scherban, Mike (mgr.) 1996
Schmeizer, R. Bruce 1958-59
Schoeneck, Mike (mgr.) 2005-06
Schoff, Phillip 1963-64-65
Schroeder, John 1937-38-39
Schubert, William 1946
Schulz, Henry 1947-48-49

returning letterwinners in **bold**

SYRACUSE

Syracuse Lettermen

Schwarzer, Joseph	1916-17-18
Scott, Anthony	1989-90
Scott, Oliver	1935-36
Scott, Walter	1954
Scully, Jack	1906
Scully, John	1910
Seaman, James	1962-63
Sease, Christopher	1974-75-76
Seibert, Earnie	1975-76
Seikaly, Rony	1985-86-87-88
Sekunda, Glenn	1992-93
Semple, Robert (mgr.)	1924-25
Seymour, R.D.	1913-14-15
Shackelford, Dale	1976-77-78-79
Shaddock, Robert	1942-43
Shaw, Bart	1928-29
Shaw, Steven	1973-74-75
Sheehey, Michael	1980-81
Sherk, Douglas (mgr.)	1977-78
Shumpert, Preston	1999-00-01-02
Sidat-Singh, Wilmeth	1937-38-39
Silverstein, Carl (mgr.)	1950
Simonaitis, John	1935-36-37
Sims, Lazarus	1993-94-95-96
Siock, David	1989-91-92-93
Siroty, David (mgr.)	1985
Smith, John (mgr.)	1923
Smith, William	1969-70-71
Snyder, James	1955-56-57
Solomon, Ira (mgr.)	1937
Sonderman, Edgar	1935-37
Southerland, James	2010-11-12-13
Spann, Sam	1998
Spector, Joseph (mgr.)	1938
Spencer, Robert (mgr.)	1910
Spera, Sonny	1982-83-84-85
Spicer, Lewis	1945-46
Stanton, Charles	1941-42-43
Stapleton, S. Scott	1972-73-74
Stark, J.J.	1905-06-07
Stark, Lewis	1956
Stark, Michael	1948-49-50
Stark, Peter	1952-53
Stearns, Chester	1931
Stearns, Robert (mgr.)	1934
Steere, Robert (mgr.)	1943
Stevesky, Charles	1950-51
Stewart, Robert	1937-38-39
Stickel, Edward	1946-47-48-49
Stickney, Russell	1942
Stundis, Thomas	1972-73-74
Suder, John	1968-69-70
Sugarman, Louis	1908
Suprunowicz, Richard	1949-50-51
Suprunowicz, William	1973-74
Sutton, Mike	2015-16
Swanson, Stanley	1951-52
Sylvester, Joseph	1942-43

T

Taggart, Charles	1933-34
Tarkowski, Andrew (mgr.)	2001
Tasker, J.N.	1909
Taub, Lawrence (mgr.)	1968
Taylor, Richard	1962-63
Taylor, William	1923
Thaw, Charles	1953
Thomas, Etan	1997-98-99-00
Thomas, Jay	1943
Thomas, Justin	2007-08-09
Thompson, Robert (mgr.)	1928
Thompson, Stephen	1987-88-89-90
Thompson, Taurean	2017
Thompson, William	1937-38-39
Thorne, Dudley	1940
Thues, James	2001-02
Tichnor, B.C.	1909-10-11
Ticktin, Richard (mgr.)	1948-49



Brandon Triche

Timberlake, Chris	1982
Tomaszewski, Matt	2011-12
Toomey, C. Arthur	1912
Triche, Brandon	2010-11-12-13
Triche, Howard	1984-85-86-87
Trobridge, Rex	1964-65-66
Trombly, Earl	1901-02-03-04
Trout, Charles	1924
Twiford, Robert	1939
Twombly, E.D.	1903
Tydeman, William	1962

V

Van Duyn, C.	1904
Vaught, Zach (mgr.)	2013
Vernick, Carl	1962-63-64
Viens, Jeremy (mgr.)	2002
Vogel, Evan	1997



Carl Vernick

W

Wadach, Mark	1971-72-73
Waiters, Dion	2011
Waldron, Eugene	1981-82-83-84
Walker, Rodney	1986
Walkov, William	1928-29-30
Wallace, John	1993-94-95-96
Wallach, Robert	1948-49-50
Walters, Herbert (mgr.)	1915
Ward, Wayne H.	1968
Warrick, Hakim	2002-03-04-05
Warwell, Cliff	1977
Washington, Dwayne	1984-85-86
Watkins, Darryl	2004-05-06-07
Watson, Greg	1982
Weltman, Abraham	1921-22
Werner, Donald	1940
White, Andrew III	2017
White, Christian	2015-16
Whittemore, Courtney	1900-01
Wickman, Charles	1971-72-73
Wiles, Benjamin (mgr.)	1937
Wilmott, Raymond	1940-41-42
Williams, DeShaun	2000-01-02
Williams, Eric	1998-99
Williams, James	1974-75-76-77
Williams, Sean	2008-09
Wills, Edward	1934
Wills, Howard	1933
Woltz, Brett	2010
Woodhull, L.R.	1904
Wright, Dayshawn	2005
Wright, Josh	2005-06-07
Wynne, Peter	1982-83

Y

Yarnall, Charles	1960
Yoo, Henry (mgr.)	1994


Z

Zimmerman, Gifford	1922
Zimnick, Conrad	1954
Ziolko, Mark	1971-72



Mark Ziolko

returning letterwinners in **bold**



Dajuan Coleman (above) and Tyler Roberson are the most recent Syracuse performers to earn four varsity letters with the Orange.

FOUR-YEAR LETTERMEN (99)

Addison, Rafael	1983-84-85-86	Kouwe, Andrew	2001-02-03-04
Alexis, Wendell	1983-84-85-86	McCorkle, Scott	1991-92-93-94
Autry, Adrian	1991-92-93-94	McNamara, Gerry	2003-04-05-06
Bloom, Myer	1911-12-13-14	McNeil, Jeremy	2000-01-02-03-04
Bouie, Roosevelt	1977-78-79-80	McRae, Conrad	1990-91-92-93
Brower, Derek	1985-86-87-88	Miller, Francis	1945-48-49-50
Brown, Damone	1998-99-00-01	Monroe, Greg	1984-85-86-87
Bruin, Tony	1980-81-82-83	Moss, Eddie	1978-79-80-81
Burach, Todd	2004-05-06-07	Moten, Lawrence III	1992-93-94-95
Burgan, Todd	1995-96-97-98	Nassar, Albert	2012-13-14-15
Byrnes, Martin	1975-76-77-78	Newell, Royce	1946-47-48-49
Carey, Chaundu	1987-88-99-91	Nichols, Demetris	2004-05-06-07
Castle, Lewis	1912-13-14-15	Notman, W.J.	1912-13-14-15
Celuck, Billy	1999-00-01-02	Onuaku, Arinze	2006-07-08-09-10
Christmas, Rakeem	2012-13-14-15	Orr, Louis	1977-78-79-80
Cohen, Hal	1977-78-79-80	Ovcina, Elvir	1996-97-98-99
Coleman, Dajuan	2013-14-16-17	Pace, Josh	2002-03-04-05
Coleman, Derrick	1987-88-89-90	Payton, Ron	1979-80-81-82
Cooney, Trevor	2013-14-15-16	Perry, Calvin	1980-81-82-83
Crisp, Wilbur	1914-15-16-17	Powell, Arthur	1904-05-06-07
Russ DeRemer	2011-12-13-14	Presutti, Jake	2006-07-08-09
Devendorf, Eric	2006-07-08-09	Rautins, Andy	2006-07-08-09-10
DiLiegro, Ross	2004-05-06-07	Reafsnnyder, J.B.	1993-94-95-96
Dollard, E.A.	1905-06-07-08	Redlein, George	1905-06-07-08
Douglas, Sherman	1986-87-88-89	Reese, Brandon	2009-10-11-12
Duany, Kueth	2000-01-02-03	Renzi, Oliver	1945-46-47-48
Edwards, Michael	1990-91-92-93	Riehl, Frank	1905-06-07-08
Fair, C.J.	2011-12-13-14	Roberson, Tyler	2014-15-16-17
Forth, Craig	2002-03-04-05	Roberts, Terrence	2004-05-06-07
Gabor, William	1943-47-48-49	Rogers, Erik	1987-88-89-90
Gorman, Matt	2003-04-06-07	Santifer, Erick	1980-81-82-83
Griffin, Allen	1998-99-00-01	Schayes, Dan	1978-79-80-81
Harried, Herman	1985-87-88-89	Seikaly, Rony	1985-86-87-88
Hart, Jason	1997-98-99-00	Shackelford, Dale	1976-77-78-79
Hart, Nolan	2011-12-13-14	Shumpert, Preston	1999-00-01-02
Hawkins, Andre	1982-83-84-85	Sims, Lazarus	1993-94-95-96
Headd, Martin	1978-79-80-81	Siock, David	1989-91-92-93
Herron, Ronnell	2001-02-03-04	Southerland, James	2010-11-12-13
Hill, Otis	1994-95-96-97	Spera, Sonny	1982-83-84-85
Hopkins, Mike	1990-91-92-93	Stickel, Edward	1946-47-48-49
Jackson, Lucious III	1992-93-94-95	Thomas, Etan	1997-98-99-00
Jackson, Rick	2008-09-10-11	Thompson, Stephen	1987-88-89-90
Janulis, Marius	1995-96-97-98	Triche, Brandon	2010-11-12-13
Jardine, Scoop	2008-10-11-12	Triche, Howard	1984-85-86-87
Joseph, Kris	2009-10-11-12	Trombly, Earl	1901-02-03-04
Jerebko, Chris	1978-79-80-81	Wallace, John	1993-94-95-96
Johnson, Dave	1989-90-91-92	Warrick, Hakim	2002-03-04-05
Keita, Baye Moussa	2011-12-13-14	Watkins, Darryl	2004-05-06-07
Kerins, Sean	1981-82-83-84	Williams, James	1974-75-76-77
Kindel, Ross	1975-76-77-78		

SYRACUSE

Syracuse Starting Five (1965-2017)

List includes players who started at least 14 games.

1961-62*

Pos.	Player	GP/GS
F	Herb Foster	24/22
F	Fred Machemer	24/23
C	Manny Klutschkowski	24/22
G	Steve Dodge	19/8
G	Carl Vernick	24/22

1962-63

Pos.	Player	GP/GS
F	Herb Foster	21/21
F	Phil Schoff	21/20
C	Mickey Klutschkowski	21/18
G	James Seamon	19/10
G	Carl Vernick	21/21

1963-64*

Pos.	Player	GP/GS
F	Sam Penceal	24/14
F	Norman Goldsmith	25/11
C	Chuck Richards	24/24
G	Dave Bing	25/25
G	Carl Vernick	21/12

1964-65*

Pos.	Player	GP/GS
F	Rick Dean	20/10
F	Richard Duffy	23/10
C	Chuck Richards	23/20
G	Dave Bing	23/23
G	Jim Boeheim	23/11

*information is not complete

1965-66

Pos.	Player	GP/GS
F	George Hicker	28/23
F	Vaughn Harper	28/25
C	Rick Dean	28/25
G	Dave Bing	28/28
G	Jim Boeheim	28/28

1966-67

Pos.	Player	GP/GS
F	Vaughn Harper	26/26
F	George Hicker	26/26
C	Rick Dean	26/23
G	Richard Cornwell	26/26
G	Steve Ludd	26/26

1967-68

Pos.	Player	GP/GS
F	Vaughn Harper	25/25
F	George Hicker	24/24
C	Wayne Ward	25/25
G	Richard Cornwell	25/25
G	Ernest Austin	23/23

1968-69

Pos.	Player	GP/GS
F	Bob Kouwe	25/23
F	Bill Case	24/20
C	Bill Smith	25/25
G	John Suder	25/25
G	Gerry McFadden	24/21

1969-70

Pos.	Player	GP/GS
F	Bill Finney	23/19
F	Ernie Austin	23/22
C	Bill Smith	19/17
G	John Suder	22/20
G	Bob McDaniel	23/22



Andre Hawkins, shown guarding Georgetown's Patrick Ewing, was with the first five in all 123 of his career contests.

1970-71

Pos.	Player	GP/GS
F	Mike Lee	26/26
F	Mark Wadach	26/26
C	Bill Smith	26/26
G	Greg Kohls	26/26
G	Tom Green	26/26

1971-72

Pos.	Player	GP/GS
F	Mike Lee	28/28
F	Mark Wadach	28/28
C	Bob Dooks	28/28
G	Dennis DuVal	28/28
G	Greg Kohls	28/28

1972-73

Pos.	Player	GP/GS
F	Mike Lee	29/29
F	Rudy Hackett	29/29
C	Bob Dooks	29/29
G	Dennis DuVal	28/28
G	Mark Wadach	29/29

1973-74

Pos.	Player	GP/GS
F	Fred Saunders	16/15
F	Rudy Hackett	26/25
C	Bob Dooks	26/24
G	Dennis DuVal	25/25
G	Jim Lee	26/26

1974-75

Pos.	Player	GP/GS
F	Rudy Hackett	32/30
F	Chris Sease	32/30
C	Earnie Seibert	31/29
G	Jim Williams	30/17
G	Jim Lee	32/32
G	Larry Kelley	18/17

1975-76

Pos.	Player	GP/GS
F	Dale Shackleford	29/25
F	Marty Byrnes	29/29
C	Chris Sease	29/28
G	Jim Williams	29/29
G	Ross Kindel	29/25

1976-77

Pos.	Player	GP/GS
F	Dale Shackleford	30/29
F	Marty Byrnes	29/27
C	Roosevelt Bouie	30/29
G	Jim Williams	30/29
G	Larry Kelley	30/27

1977-78

Pos.	Player	GP/GS
F	Louis Orr	28/28
F	Dale Shackleford	28/28
C	Roosevelt Bouie	28/28
G	Marty Byrnes	28/28
G	Ross Kindel	28/28

1978-79

Pos.	Player	GP/GS
F	Louis Orr	28/27
F	Dale Shackleford	30/30
C	Roosevelt Bouie	30/30
G	Marty Headd	29/21
G	Hal Cohen	30/29

1979-80

Pos.	Player	GP/GS
F	Louis Orr	30/30
F	Ron Payton	28/14
C	Roosevelt Bouie	30/30
G	Marty Headd	30/30
G	Eddie Moss	30/30

1980-81

Pos.	Player	GP/GS
F	Leo Rautins	32/32
F	Erich Santifer	34/34
F	Tony Bruin	33/15
C	Dan Schayes	34/34
G	Marty Headd	26/21
G	Eddie Moss	34/34

1981-82

Pos.	Player	GP/GS
F	Leo Rautins	22/22
F	Tony Bruin	26/26
C	Andre Hawkins	29/29
G	Erich Santifer	29/29
G	Gene Waldron	29/29

1982-83

Pos.	Player	GP/GS
F	Leo Rautins	31/31
F	Tony Bruin	29/29
C	Andre Hawkins	31/31
G	Erich Santifer	31/31
G	Gene Waldron	30/30

1983-84

Pos.	Player	GP/GS
F	Rafeal Addison	32/32
F	Sean Kerins	32/32
C	Andre Hawkins	32/32
G	Gene Waldron	32/32
G	Dwayne Washington	32/32

1984-85

Pos.	Player	GP/GS
F	Rafael Addison	31/31
F	Andre Hawkins	31/31
C	Rony Seikaly	31/31
G	Michael Brown	31/30
G	Dwayne Washington	31/31

1985-86

Pos.	Player	GP/GS
F	Howard Triche	32/32
F	Rafael Addison	32/32
C	Rony Seikaly	32/32
G	Dwayne Washington	32/32
G	Wendell Alexis	32/32

1986-87

Pos.	Player	GP/GS
F	Howard Triche	38/38
F	Derrick Coleman	38/38
C	Rony Seikaly	38/35
G	Sherman Douglas	38/38
G	Greg Monroe	38/38

1987-88

Pos.	Player	GP/GS
F	Derrick Coleman	35/34
C	Rony Seikaly	35/35
G	Sherman Douglas	35/34
G	Stephen Thompson	35/35
G	Matt Roe	35/31

1988-89

Pos.	Player	GP/GS
F	Derrick Coleman	37/36
F	Billy Owens	38/38
G	Matt Roe	38/38
G	Sherman Douglas	38/38
G	Stephen Thompson	38/38

SYRACUSE

Syracuse Starting Five (1965-2016)

List includes players who started at least 14 games.

1989-90

Pos.	Player	GP/GS
F	Derrick Coleman	33/31
F	Billy Owens	33/33
C	LeRon Ellis	32/28
G	Stephen Thompson	33/33
G	Dave Johnson	31/15
G	Michael Edwards	31/18

1990-91

Pos.	Player	GP/GS
F	Billy Owens	32/32
F	Dave Johnson	32/32
C	LeRon Ellis	32/32
G	Adrian Autry	31/30
G	Michael Edwards	30/30

1991-92

Pos.	Player	GP/GS
F	Dave Johnson	32/32
C	David Siock	31/21
G	Mike Hopkins	31/31
G	Lawrence Moten	32/30
G	Adrian Autry	31/28

1992-93

Pos.	Player	GP/GS
F	John Wallace	29/29
C	Conrad McRae	28/19
G	Mike Hopkins	29/27
G	Lawrence Moten	29/28
G	Adrian Autry	29/28

1993-94

Pos.	Player	GP/GS
F	John Wallace	30/30
F	Lucious Jackson	30/30
C	Otis Hill	30/30
G	Lawrence Moten	30/30
G	Adrian Autry	30/30

1994-95

Pos.	Player	GP/GS
F	John Wallace	30/30
F	Lucious Jackson	30/30
C	J.B. Reafsnnyder	30/23
G	Lawrence Moten	30/30
G	Michael Lloyd	30/30

1995-96


Pos.	Player	GP/GS
F	John Wallace	38/38
F	Todd Burgan	38/38
C	Otis Hill	38/37
G	Jason Cipolla	37/24
G	Marius Janulis	37/14
G	Lazarus Sims	38/38

1996-97

Pos.	Player	GP/GS
F	Todd Burgan	32/32
F	Jason Cipolla	32/32
C	Otis Hill	32/32
G	Jason Hart	32/32
G	Marius Janulis	32/21

1997-98

Pos.	Player	GP/GS
F	Todd Burgan	35/35
F	Ryan Blackwell	35/35
C	Etan Thomas	35/35
G	Jason Hart	35/35
G	Marius Janulis	35/35



Gerry McNamara started all 135 games he played in during his four seasons at Syracuse.

1998-99

Pos.	Player	GP/GS
F	Ryan Blackwell	33/33
F	Damone Brown	33/26
C	Etan Thomas	33/33
G	Jason Hart	33/32
G	Allen Griffin	33/33

1999-00

Pos.	Player	GP/GS
F	Ryan Blackwell	32/32
F	Damone Brown	31/31
C	Etan Thomas	29/29
G	Jason Hart	32/32
G	Tony Bland	32/32

2000-01

Pos.	Player	GP/GS
F	Damone Brown	34/34
F	Preston Shumpert	34/34
C	Jeremy McNeil	34/21
G	Allen Griffin	34/34
G	DeShaun Williams	34/34

2001-02

Pos.	Player	GP/GS
F-G	Kueth Duany	36/36
F	Preston Shumpert	36/36
F	Hakim Warrick	35/19
C	Craig Forth	36/36
G	James Thues	36/18
G	DeShaun Williams	33/33

2002-03

Pos.	Player	GP/GS
F	Carmelo Anthony	35/35
F	Hakim Warrick	35/35
C	Craig Forth	35/35
G	Gerry McNamara	35/35
G	Kueth Duany	35/35

2003-04

Pos.	Player	GP/GS
F	Hakim Warrick	31/31
F-G	Josh Pace	31/31
F	Demetris Nichols	26/15
C	Craig Forth	31/31
G	Gerry McNamara	31/31
G	Billy Edelin	17/16

2004-05

Pos.	Player	GP/GS
F	Hakim Warrick	34/34
F-G	Josh Pace	34/34
C	Craig Forth	34/34
G	Gerry McNamara	34/34
G	Louie McCroskey	34/16

2005-06

Pos.	Player	GP/GS
F	Demetris Nichols	35/35
F	Terrence Roberts	35/35
C	Darryl Watkins	35/35
G	Gerry McNamara	35/35
G	Eric Devendorf	35/30

2006-07

Pos.	Player	GP/GS
F	Demetris Nichols	35/35
F	Terrence Roberts	33/33
C	Darryl Watkins	33/32
G	Josh Wright	35/27
G	Eric Devendorf	35/22

2007-08

Pos.	Player	GP/GS
F	Donte Greene	35/35
F	Kristof Ongenaet	35/15
C	Arinze Onuaku	35/35
G	Jonny Flynn	35/35
G-F	Paul Harris	35/35

2008-09

Pos.	Player	GP/GS
F	Paul Harris	37/36
F	Rick Jackson	38/27
C	Arinze Onuaku	38/37
G	Jonny Flynn	38/38
G	Eric Devendorf	36/28

2009-10

Pos.	Player	GP/GS
F	Wes Johnson	35/35
F	Rick Jackson	35/35
C	Arinze Onuaku	32/31
G	Brandon Triche	35/35
G	Andy Rautins	35/35

2010-11

Pos.	Player	GP/GS
F	Rick Jackson	35/35
F	Kris Joseph	34/34
C	Fab Melo	33/24
G	Scoop Jardine	35/35
G	Brandon Triche	35/35

2011-12

Pos.	Player	GP/GS
F	Kris Joseph	37/37
F	Rakeem Christmas	37/35
C	Fab Melo	30/30
G	Scoop Jardine	37/37
G	Brandon Triche	37/37

2012-13

Pos.	Player	GP/GS
F	C.J. Fair	40/40
F	Rakeem Christmas	40/40
C	Dajuan Coleman	24/20
G	Michael Carter-Williams	40/40
G	Brandon Triche	40/40

2013-14

Pos.	Player	GP/GS
F	C.J. Fair	34/34
F	Jerami Grant	32/20
C	Rakeem Christmas	34/34
G	Tyler Ennis	34/34
G	Trevor Cooney	34/34

2014-15

Pos.	Player	GP/GS
F	Michael Gbinije	30/24
F	Tyler Roberson	28/19
F	Chris McCullough	16/16
C	Rakeem Christmas	31/31
G	Kaleb Joseph	31/30
G	Trevor Cooney	31/31

2015-16

Pos.	Player	GP/GS
F	Malachi Richardson	37/37
F	Tyler Roberson	37/37
C	Dajuan Coleman	37/37
G	Trevor Cooney	37/37
G	Michael Gbinije	37/37

2016-17

Pos.	Player	GP/GS
F	Tyler Lydon	34/34
F	Andrew White III	34/34
C	Taurean Thompson	34/21
G	Tyus Battle	34/25
G	John Gillon	34/23
G	Frank Howard	33/14

SYRACUSE

Team Statistics (1949-1983)

Player	GP	TOTAL		3-PTS		FT-FTA		REBOUNDS			PF-FO	Ast.	TO	Blk.	Stl.	Pts.	Avg.
		FG-FGA	Pct.	3FG-FGA	Pct.	Pct.	Pct.	Off-Def	Total	Avg.							
1949-50	27	690-1,990	.347			450-737	.611				571					1,830	67.8
Opp.	27	594-1,948	.305			402-691	.582				621					1,590	58.9
1950-51	28	716				487-759	.642				705					1,915	68.4
Opp.	28	597				468-784	.597				630					1,662	59.4
1951-52	20	543				430-626	.687				516					1,516	75.8
Opp.	20	513				358-574	.624				552					1,384	69.2
1952-53	20	507				452-702	.644				457					1,466	73.3
Opp.	20	529				485-697	.696				442					1,543	77.2
1953-54	20	559				411-648	.634				472					1,529	76.5
Opp.	20	519				492-727	.677				415					1,530	76.5
1954-55	22	638				481-749	.642				432-14					1,757	79.9
Opp.	22	565				507-730	.695				441-23					1,637	74.4
1955-56	21	591				423-697	.607				428-17					1,605	76.4
Opp.	21	537				491-738	.665				380-18					1,665	79.3
1956-57	25	733-1,766	.415			503-750	.671	1,212	48.5	447						1,969	78.8
Opp.	25	619-1,656	.374			529-774	.683	1,079	43.2	433						1,767	70.1
1957-58	21	526-1,374	.390			325-502	.647	851	40.5	367-14						1,377	65.6
Opp.	21	488-1,327	.364			340-490	.693			363-12						1,316	62.7
1958-59	23	663-1,469	.451			399-586	.681	995	43.3	429						1,725	75.0
Opp.	23	606-1,548	.391			415-627	.662	950	41.3	417						1,627	70.7
1959-60	21	621-1,438	.432			362-517	.700	956	45.5	380						1,604	76.4
Opp.	21	585-1,405	.416			365-558	.654	1,014	50.5	356						1,535	73.1
1960-61	23	611-1,606	.380			365-542	.673	1,058	46.0	504						1,587	69.0
Opp.	23	665-1,544	.430			524-731	.717	1,200	52.2	377						1,854	80.6
1961-62	24	541-1,533	.350			402-591	.680	1,071	44.6	510						1,484	61.8
Opp.	24	716-1,709	.420			472-704	.670	1,335	55.6	424						1,904	79.3
1962-63	21	492-1,242	.39.6			318-489	.650	913	43.5	407						1,302	62.0
Opp.	21	531-1,343	.39.5			369-555	.665	1,006	47.9	377						1,431	68.1
1963-64	25	778-1,657	.469			522-745	.700	1,215	48.6	481						2,078	83.1
Opp.	25	725-1,694	.424			419-613	.683	1,050	42.0	532						1,869	74.7
1964-65	23	730-1,572	.464			438-623	.704	1,205	52.4	451						1,898	82.5
Opp.	23	670-1,608	.416			422-606	.696	944	41.0	522						1,762	76.6
1965-66	28	1,132-2,271	.498			509-716	.712	1,497	53.5	560						2,773	99.0
Opp.	28	895-2,131	.420			521-747	.695	1,312	46.9	544						2,311	82.5
1966-67	26	847-1,891	.447			460-636	.723	1,195	46.0	434						2,156	82.9
Opp.	26	790-1,758	.449			370-548	.675	1,171	45.0	501						1,950	75.0
1967-68	25	769-1,778	43.2			441-590	.747	1,170	46.8	504						1,979	79.0
Opp.	25	753-1,623	46.4			475-653	.727	1,036	41.4	469						1,981	79.2
1968-69	25	748-1,769	.423			402-579	.694	1,189	47.5	523-22						1,898	75.9
Opp.	25	786-1,778	44.2			478-700	.682	1,223	48.8	540-16						2,050	82.0
1969-70	24	813-1,729	.470			452-682	.659	1,231	51.4	504-17						2,078	86.5
Opp.	24	781-1,778	.438			511-712	.718	1,113	46.3	511-18						2,071	85.8
1970-71	26	807-1,673	.482			544-792	.686	1,243	47.8	441-13	427					2,158	83.0
Opp.	26	774-1,888	.409			423-589	.738	1,151	44.3	606-38	347					1,971	75.8
1971-72	28	931-1,984	.469			585-783	.747	1,264	45.1	547-18	435					2,447	87.4
Opp.	28	884-1,939	.456			509-754	.675	1,287	45.9	578-25	418					2,277	81.3
1972-73	29	940-1,975	.476			436-623	.699	1,194	41.2	554-23	480					2,316	79.9
Opp.	29	869-1,905	.456			367-529	.694	1,226	42.3	607-23	459					2,105	72.5
1973-74	26	891-1,897	.469			316-495	.638	1,269	48.8	559-21	480					2,098	80.7
Opp.	26	740-1,748	.423			357-556	.642	1,123	43.1	541-23	368					1,837	70.6
1974-75	32	1,088-2,228	.488			451-672	.671	1,363	42.6	689-26	610	322	42	112	2,627	82.1	
Opp.	32	971-2,148	.452			428-658	.650	1,328	41.5	684-30	500	379	44	95	2,370	74.1	
1975-76	29	927-1,992	.465			445-700	.635	1,279	.441	611-15	458	611	95	233	2,299	79.3	
Opp.	29	870-1,907	.456			415-632	.657	1,295	.447	664-32	403	688	81	167	2,155	74.3	
1976-77	30	1,067-2,210	.483			474-702	.675	1,473	49.1	636-16	520	575				2,608	86.9
Opp.	30	830-1,970	.421			447-660	.677	1,251	41.7	661-30	397	663				2,107	70.2
1977-78	28	1,025-2,046	.501			409-599	.675	1,320	47.1	594-24	466	466				2,459	87.8
Opp.	28	791-1,805	.438			422-606	.696	1,089	38.9	594-25	309	588				2,004	71.5
1978-79	30	1,052-1,970	.534			556-781	.712	1,323	44.1	687-20	591	629				2,660	88.7
Opp.	30	805-1,844	.437			535-719	.744	1,043	34.8	720-36	378	687				2,145	71.5
1979-80	30	1,025-1,902	.539			525-730	.719	1,228	40.9	652-19	615	575				2,575	85.8
Opp.	30	807-1,836	.439			499-714	.698	1,098	36.6	677-35	411	664				2,113	70.4
1980-81	34	1,014-1,904	.532			602-803	.749	1,202	35.3	756-27	592					2,630	77.3
Opp.	34	914-1,946	.469			612-873	70.1	1,185	34.8	392-26	399					2,440	71.8
1981-82	29	889-1,699	.523			518-729	.711	1,085	37.4	692-35	423	483	68	228	2,296	79.2	
Opp.	29	804-1,614	.498			589-850	.693	1,011	34.9	643-22	363					2,197	75.8
1982-83	31	1,019-1,926	.529			574-805	.713	1,179	38.0	744-37	615	504			257	2,612	84.2
Opp.	31	848-1,840	.460			615-883	.696	1,067	35.5	695-19	425	550			249	2,311	74.5

SYRACUSE

Team Statistics (1983-2017)

Player	GP	TOTAL		3-PTS		REBOUNDS												PF-FO	Ast.	TO	Blk.	Stl.	Pts.	Avg.
		FG-FGA	Pct.	3FG-FGA	Pct.	FT-FTA	Pct.	Off-Def	Total	Avg.														
1983-84	32	994-1,961	.507			518-690	.751		1,134	35.4	675-43	615	471	93	253	2,512	78.5							
Opp.	32	898-1,950	.461			515-754	.683		1,161	36.3	658-26	533	536	88	225	2,311	72.2							
1984-85	31	878-1,758	.499			507-709	.715		1,064	34.3	589-27	469	257	134	235	2,263	73.0							
Opp.	31	822-1,779	.462			460-660	.697		1,027	33.1	617-26	427	497	86	225	2,104	67.9							
1985-86	32	1,080-2,048	.527			514-749	.686		1,312	41.0	675-29	664	441	174	315	2,674	83.6							
Opp.	32	812-1,887	.430			560-799	.701		1,054	32.9	678-18	451	600	96	214	2,184	68.3							
1986-87	38	1,204-2,333	.516	100-248	.403	637-980	.650	501-853	1,524	40.1	697-14	695	520	195	275	3,145	82.8							
Opp.	38	1,049-2,428	.432	154-431	.357	514-741	.694	498-696	1,380	36.3	824-33	609	480	108	263	2,766	72.8							
1987-88	35	1,135-2,195	.517	121-320	.378	574-957	.600	548-904	1,452	41.5	620-12	696	388	176	272	2,965	84.7							
Opp.	35	947-2,171	.436	137-369	.371	534-648	.671	474-729	1,203	34.4	777-24	516	548	83	232	2,466	70.5							
1988-89	38	1,334-2,456	.543	143-386	.370	599-979	.612	563-940	1,503	39.6	695-15	762	444	207	340	3,410	89.7							
Opp.	38	1,086-2,426	.448	164-464	.353	555-816	.680	546-819	1,365	35.9	820-21	637	620	80	273	2,891	76.1							
1989-90	33	1,014-2,108	.481	116-350	.331	577-892	.647	578-791	1,369	41.5	630-8	624	444	167	273	2,721	82.5							
Opp.	33	835-1,969	.424	133-403	.330	546-739	.739	449-715	1,164	35.3	723-17	484	518	87	244	2,349	71.2							
1990-91	32	1,003-2,086	.481	147-417	.353	528-818	.645	526-809	1,335	41.7	643-13	568	485	178	324	2,681	83.8							
Opp.	32	869-2,006	.433	148-462	.320	494-747	.661	497-706	1,203	37.6	682-11	501	568	62	252	2,380	74.4							
1991-92	32	808-1,896	.426	209-624	.335	558-815	.685	478-663	1,141	35.7	672-13	424	438	149	271	2,383	74.5							
Opp.	32	775-1,796	.432	143-454	.315	566-838	.675	489-756	1,245	38.9	718-14	509	518	92	202	2,259	70.6							
1992-93	29	855-1,813	.472	145-448	.324	448-653	.686	439-654	1,093	37.7	571-16	455	501	184	291	2,303	79.4							
Opp.	29	766-1,776	.431	168-461	.356	444-659	.674	494-632	1,126	38.8	568-13	459	569	74	261	2,139	73.8							
1993-94	30	950-1,993	.477	143-467	.306	474-663	.715	442-794	1,236	41.2	626-24	502	452	159	266	2,517	83.9							
Opp.	30	768-1,861	.413	177-539	.328	535-814	.657	466-690	1,156	38.5	581-20	477	506	86	211	2,248	74.9							
1994-95	30	928-1,899	.489	160-470	.340	455-687	.622	413-744	1,157	38.6	613-20	543	497	141	307	2,471	82.4							
Opp.	30	759-1,856	.409	175-512	.342	509-726	.701	467-699	1,166	38.9	599-21	430	567	88	229	2,202	73.4							
1995-96	38	1,027-2,203	.466	199-553	.360	644-913	.705	484-980	1,455	38.3	697-17	654	575	159	296	2,897	76.2							
Opp.	38	942-2,307	.408	218-730	.299	505-805	.627	559-857	1,416	37.3	758-32	558	594	87	301	2,607	68.6							
1996-97	32	878-2,017	.435	233-639	.365	408-636	.642	456-802	1,258	39.3	609-17	516	486	148	318	2,397	74.9							
Opp.	32	766-1,921	.399	171-578	.296	505-734	.688	489-805	1,294	40.4	553-9	464	559	93	252	2,208	69.0							
1997-98	35	867-1,993	.435	199-604	.329	548-811	.676	489-841	1,330	38.0	600-18	554	557	198	34	2,481	70.9							
Opp.	35	864-2,067	.418	201-624	.322	416-638	.652	483-803	1,286	36.7	654-15	555	583	111	264	2,345	67.0							
1998-99	33	879-1,963	.448	184-591	.311	445-671	.663	485-825	1,310	39.7	590-11	538	541	229	328	2,387	72.3							
Opp.	33	738-1,886	.391	170-498	.341	440-634	.694	432-734	1,166	35.3	597-15	453	596	84	269	2,086	63.2							
1999-00	32	876-1,869	.469	171-483	.354	477-677	.705	440-759	1,199	37.5	506-7	564	448	167	286	2,400	75.0							
Opp.	32	750-1,847	.406	185-568	.326	348-520	.669	424-655	1,079	33.7	570-15	506	505	97	222	2,033	63.5							
2000-01	34	885-2,029	.436	185-552	.335	520-727	.715	442-771	1,213	35.1	681-26	545	441	203	325	2,475	72.8							
Opp.	34	779-1,904	.409	208-646	.322	528-807	.654	493-811	1,304	38.4	647-26	514	575	106	206	2,294	67.5							
2001-02	36	982-2,202	.446	217-651	.333	422-649	.650	491-833	1,324	36.8	644-14	552	543	201	394	2,603	72.3							
Opp.	36	809-2,028	.399	240-764	.314	546-801	.682	510-857	1,367	38.0	628-8	505	658	93	292	2,404	66.8							
2002-03	35	1,020-2,146	.475	186-540	.344	559-806	.694	482-943	1,425	40.7	591-14	523	494	247	298	2,785	79.6							
Opp.	35	878-2,253	.390	239-786	.304	440-576	.652	561-772	1,333	38.1	682-24	556	520	112	242	2,435	69.6							
2003-04	31	847-1,827	.464	141-430	.328	430-669	.643	423-757	1,180	38.1	554-12	465	396	205	235	2,265	73.1							
Opp.	31	739-1,839	.402	183-623	.294	435-649	.670	458-693	1,151	37.1	576-15	455	418	94	208	2,096	67.6							
2004-05	34	946-1,956	.484	156-499	.313	500-750	.667	470-820	1,290	37.9	539-13	525	465	157	276	2,548	74.9							
Opp.	34	760-1,950	.390	251-770	.326	426-629	.677	471-683	1,154	33.9	630-22	496	502	109	241	2,197	64.6							
2005-06	35	913-2,083	.438	260-766	.339	449-698	.643	476-862	1,338	38.2	625-26	541	532	221	313	2,535	72.4							
Opp.	35	813-2,042	.398	261-763	.342	525-749	.701	485-830	1,315	37.6	628-13	520	558	107	260	2,412	68.9							
2006-07	35	898-2,027	.443	257-705	.365	592-852	.695	450-962	1,412	40.3	618-19	522	525	250	292	2,645	75.6							
Opp.	35	834-2,223	.375	276-844	.327	436-692	.630	557-815	1,372	39.2	687-22	484	508	129	285	2,380	68.0							
2007-08	35	997-2,071	.481	190-558	.341	581-870	.668	482-924	1,406	40.2	580-15	578	557	210	291	2,765	79.0							
Opp.	35	925-2,185	.423	302-855	.353	449-645	.696	447-755	1,202	34.3	681-13	573	512	123	299	2,601	74.3							
2008-09	38	1,110-2,277	.487	256-743	.345	570-884	.645	482-1,023	1,505	39.6	580-11	687	583	194	296	3,046	80.2							
Opp.	38	1,021-2,486	.411	277-939	.295	406-644	.630	559-846	1,405	37.0	733-23	624	547	147	312	2,725	71.7							
2009-10	35	1,042-2,021	.516	244-624	.391	504-745	.677	417-920	1,337	38.2	515-9	673	532	221	336	2,832	80.9							
Opp.	35	856-2,151	.398	261-864	.302	351-551	.637	480-708	1,188	33.9	628-11	543	547	80	296	2,324	66.4							
2010-11	35	936-1,983	.472	222-628	.354	474-713	.665	429-879	1,308	37.4	544-9	566	433	231	304	2,568	73.4							
Opp.	35	758-2,000	.394	244-775	.315	396-594	.667	442-740	1,182	33.8	615-17	499	490	100										

SYRACUSE

Syracuse Retired Jerseys



Carmelo Anthony's family and a number of his teammates from Syracuse's 2003 NCAA Championship squad were on hand when the University retired his jersey on February 23, 2013. Anthony has become one of the best players in the world and a three-time gold-medal winner with the U.S. Olympic Team.



Carmelo Anthony - 15 February 23, 2013

Carmelo Anthony produced a remarkable single season of achievement at Syracuse.

He helped lead a squad that was unranked during the preseason to the 2003 NCAA Championship in his only campaign at Syracuse. He was a consensus All-American and the Final Four Most Outstanding Player.

An NBA first-round draft pick, Anthony has starred with Denver, New York and Oklahoma City.



Sherman Douglas - 20 March 9, 2003

Sherman Douglas, who tied the NCAA record for game assists with 22 against Providence in 1989, had his jersey honored in 2003.

His single-contest assist standard still stands as a shared Division I mark. Douglas remains the Syracuse leader in career assists and he is third in steals. He ranks sixth in career points (2,060).

Douglas was a second-round pick by Miami in the 1989 NBA Draft. He played for five teams over 12 seasons.



Billy Gabor- 17 March 1, 2009

Billy "Bullet" Gabor was a fixture in the SU lineup during the 1942-43, 1945-46, 1946-47 and 1947-48 seasons. He missed two years while with the U.S. Air Force in World War II.

At one point, Gabor held Syracuse scoring records for game (36), season (409), and career (1,344).

He played on the first Orange squad to win 20 games, the 1945-46 club.

Gabor played seven seasons in the NBA for the Syracuse Nationals.



Dave Bing - 22 December 19, 1981

Perhaps the greatest player in Syracuse history, Dave Bing averaged 24.8 points per game as a collegian and contributed 28.4 per contest as a senior. Both are unchallenged Syracuse records. He was a member of the top offensive team in Orange history, the 1965-66 club that averaged 99.0 points.

The number two pick of the Detroit Pistons in 1966, he played 12 years in the NBA. Bing was inducted in the Naismith Memorial Basketball Hall of Fame in 1990.



Derrick Coleman - 44 March 6, 2006


One of the most prolific rebounders in college basketball history, Derrick Coleman had his #44 SU jersey retired in 2006.

Coleman accumulated 2,143 points and 1,537 rebounds in four seasons. He ranks second in career scoring and first in career rebounding at Syracuse. Coleman posted 83 double-doubles in his tenure, the third-highest total in Division I.

He was the number one pick of the New Jersey Nets in 1990 and played 15 seasons in the NBA.

SYRACUSE

Syracuse Retired Jerseys



Vic Hanson - 8 **December 19, 1981**

A remarkable student-athlete at Syracuse, Vic Hanson is the only player enshrined in both the College Football and Basketball Halls of Fame. He was also inducted into The Helms Foundation Hall of Fame in 1952.

Hanson was a member of the 1925-26 squad that was 19-1 and was later recognized as national champions by The Helms Foundation. He was a Helms Foundation All-American for 1925, 1926 and 1927.



Roosevelt Bouie - 50 **February 21, 2015**

Bouie was a four-year starter who still ranks second in blocks at Syracuse. He earned first-team All-BIG EAST Conference as a senior. Bouie earned All-America recognition from the *Associated Press*, *Basketball Weekly*, *Sporting News*, *UPI* and *USBWA* in 1979-80.

He was picked in the second round of the 1980 NBA Draft by Dallas but opted for what resulted in a highly successful pro career in Europe.

Louis Orr - 55 **February 21, 2015**

Orr was a three-year starter and earned first-team All-BIG EAST Conference laurels as a senior. He was an Associated Press and Sporting News honorable mention All-American in 1979-80.

Orr was selected in the second round of the 1980 NBA Draft by Indiana. He played eight years in the NBA with the Pacers and the Knicks. A former assistant coach at Syracuse, Orr was a head coach at Siena, Seton Hall and Bowling Green.



Billy Owens - 30 **March 8, 2008**

Owens was the 1987-88 *Basketball Times* High School Player of the Year at Carlisle High School (Pa.).

He earned All-America recognition in 1989-90 and 1990-91. Owens ranked 12th in career scoring and eighth in career rebounding when he was honored.

Owens was taken third overall by the Sacramento Kings in the 1991 NBA Draft. He played 10 seasons in the NBA.



Rony Seikaly - 4 **January 13, 2007**

The third member of SU's 1987 Final Four squad to have his jersey retired, Rony Seikaly was honored in 2007.

At the time of the ceremony, Seikaly still was 13th in career scoring (1,716), second in career rebounds (1,094), and tied for third in career blocks (319).

He was chosen ninth overall in the 1988 draft by the Miami Heat. Seikaly also played with Golden State, Orlando and New Jersey in an NBA career that ended with his retirement in 1999.



Wilmeth Sidat-Singh - 19 **February 26, 2005**

Wilmeth-Sidat-Singh was a two-sport standout at Syracuse who was killed during a 1943 training mission with the U.S. Army Air Corps. He was a member of the historic African-American "Tuskegee Airmen."

He excelled in football and basketball in college and played professional basketball after earning his SU degree.

He was honored posthumously, with former teammate John Schroeder on hand.



Dwayne Washington - 31 **March 2, 1996**

Dwayne "Pearl" Washington went from playground legend to BIG EAST Conference superstar during his Syracuse tenure.

Washington was first-team All-BIG EAST twice and was the conference tournament MVP in 1985. He earned All-America recognition in 1984, 1985 and 1986. Washington led the Orange in assists and steals all three years.

He was the first-round choice of the New Jersey Nets in 1986, but injuries limited him to three NBA campaigns.

SYRACUSE

Syracuse Jersey Numbers



Michael Gbinije, Rick Jackson



Frank Howard, Mike Sutton, Michael Carter-Williams, Andy Rautins, Hakim Warrick, Allen Griffin



Matthew Moyer, B.J. Johnson, Nick Resavy, Justin Thomas, Tyrone Albright



Andrew White III, Shaun Belbey, Carter Sanderson, Jerami Grant, Dion Waiters, Mookie Jones, Gerry McNamara, Preston Shumpert, LaSean Howard, Lazarus Sims, Charles Gelatt, Steve Keating, Brad Small, Matt Roe, William Flash, Wilmeth Sidat-Singh



John Gillon, Mike Sutton, Ron Patterson, Nolan Hart, Wesley Johnson, Demetris Nichols, Xzavier Gaines, Tony Bland, Otis Hill, Dave Johnson, Rony Seikaly, Robert Felasco, LaVerne Hastings, Joseph Sylvestri, Charles Stanton, Dick Jensen, John Simonaitis



Mike Sutton, Chris McCullough, C.J. Fair, Jake Presutti, Donte Greene, Mike Jones, Josh Pace, Jason Hart, Lucious Jackson, Edward Rosen, John Beck, James Ackerson, Stanley Kruse, Bill Bolton, Edgar Sonderman



Lawrence Crandell, Joe Glacken, Louis Eger, Mark Haller, Everett Katz



Richard Suprunowicz, Francis Miller, Charles Stanton, Russell Stickney, Paul Kartluke, Norm Leavitt



Michael Stark, Carmine Deer, Charles Beck, Christian Kouray



Braedon Bayer, Trevor Cooney, Jonny Flynn, Andrew Kouwe, Malik Campbell, James May, David Patrick, Lazarus Sims, Chaundu Carey, Larry Gordon, Gene Waldron, Hal Cohen, James Lee, Tom Green, Scott Stapleton, Richard Cornwall, Richard Duffy, Philip Warshaw, Terry Quigley, Louis Stark, Stan Watson, Robert Wallach, Don Sayle, John Schroeder



Adrian Autry Jr., Tyler Ennis, Scoop Jardine, Paul Harris, Todd Burach, Ronnell Herron, Sam Spann, Evan Vogel, Elimu Nelson, Adrian Autry, David Bartelstein, Mike Hopkins, Greg Monroe, Leo Rautins, Larry Kelley, Edward Goldberg, Vince Albanese, William Nelson, Peter Stark, Francis Miller, Earl Ackley, Michael Stark, Joe Rigan, Vic Baylock, John Balinsky, Louis Alkoff, Ken Beagle



Taurean Thompson, Baye Keita, Kristof Ongenaet, Todd Burach, Logan Gabriel, Allen Griffin, Ramel Lloyd, Michael Edwards, Rafael Addison, Greg Watson, Larry Arrington, Michael Danforth, William Suprunowicz, Art Barr, Bob Clary, Timothy Mantho, Valentine Reid, Carl Vernick, William Stearns, Louis Cigala, Wayne Leach, John Dellas, Robert Wallach, Francis Miller, Gene Berger, Russell Stickney, Harry Horn



Paschal Chukwu, Christian White, Griffin Hoffmann, Darryl Watkins, Kueth Duany, Conrad McRae, Glenn Sekunda, Larry Arrington, David Clark, Bob Finney, Bill Case, Raymond Baluskas, Frank Nicoletti, Richard Finley, Paul McMillen, John McMillen



Evan Dourdas, Kaleb Joseph, Matt Lyde-Cajuste, Billy Edelin, Josh Watson, Nicholas Palmer, Earl Duncan, Carl Vernick, Sanford Salz, Myron Jaffe, Roger Rollocks, Sanford Salz, William Houghton, Ronald Gillespie, William Nelson, Edward Stickel, Ray Tice, Robert Shaddock, Paul Podbielski, Alton Elliott



Carmelo Anthony, James Thues, Jason Mallin, JeCarl Riggins, Ramel Lloyd, Adrian Autry, Melvin Brown, Bruce DeBord, Bob Finney, Lawrence Loudis, Philip Manikas, Conrad Zimmnick, John Kiley, William Hennemuth, Ray Willmott, Jay Thomas, Bill Thompson



Oliver Renzi, Charles Hersh, Stan Kruzewski, Kasimay Constanti



William Gabor, Joseph Weber, Henry Jacobson, Bob Stewart, H. Fitzgerald, John Gorecki



Thomas Jockle, Jay Thomas, Ray Wilmott, Robert Stewart



John Glasow, Bob Shaddock, William Bruett, Wilmeth Sidat-Singh, Hank Piro



Tyler Lydon, Brandon Triche, Xzavier Gaines, Sherman Douglas, Greg Watson, Calvin Perry, Dan Boyle, Ross Kindel, Scott Stapleton, Paul Piotrowski, Robert Kouwe, Sam Penecal, Herbert Foster, Bruce Kollath, Alex Prokopiak, Bill Hoepfel



Tyler Roberson, Noel Jones, Mookie Jones, Arinze Onuaku, Josh Brooks, DeShaun Williams, Eric Williams, Lawrence Moten, Todd Barlok, David Bartelstein, Matt Roe, Bruce Bartholomew, Bill Finney, George Hicker, Martin Goldstein, Robert Murray, James Roper, Emmanuel Breland, Charles Thaw, Jack Larned, John Ligner, Charles Steveskey, Earl Ackley, Andy Mogish, Dan DePace, Paul Kartluke



Eddie Moss, Jim Williams, Dennis DuVal, Ernie Austin, Dave Bing, Richard Taylor, Jeffery Williams, David Hollenbeck, August Castellini, Robert Grabaz, John Beck, Michael DePhillips



Malachi Richardson, Russ DeRemer, Eric Devendorf, Todd Burach, Gary Hall, Chris Schau, Jim Hayes, Vince Cohen, LeRon Ellis, David Johnson, Sonny Spera, Marty Headd, David Giusti, Harold Noyes, James Snyder, Ronald Kilpatrick, Franklin Reddout, Carmine Deer, Edward Stickel



Shaun Belbey, Brandon Reese, Matt Gorman, Rob McClanaghan, Donovan McNabb, Dave Siock, Joel Katz, Calvin Perry, Cliff Warwell, James Seaman, Ernest Davis, Terry Quigley, George Crofoot, Gary Clark, Richard Jaskot, Robert Twiford

Bold indicates returning player with that number

SYRACUSE


Syracuse Jersey Numbers



Tyus Battle, Evan Dourdas, Rakeem Christmas, Russ DeRemer, Brandon Triche, Kevin Drew, Devin Brennan-McBride, Dayshawn Wright, Damone Brown, LaSean Howard, LeRon Ellis, Howard Triche, Mark Meadors, Michael Lee, Herbert Foster, Stan Evans, Douglas Yarnall, John Hauch, Jack Larned, Robert Roche, George Jarvis



Myron Jaffe



Thomas McAvoy



Josh Wright, Todd Burgan, Billy Owens, Derek Brower, Tony Bruin, Mark Cubit, Kevin King, Mark Wadach, John Suder, Steve Ludd, Phillip Schoff, Richard Taylor, Fred Machemer, Bruce Schmelzer, James Brown, David Kline



Anthony Harris, Dwayne Washington, Steven Dodge, Stephen Berkenfeld, Richard Dumont, Walter Scott, Charles Thaw, Stanley Swanson, Henry Schulz, Alex Prokopiak, George Jarvis



Dajuan Coleman, Kris Joseph, Jake Presutti, Xzavier Gaines, Ethan Cole, Ryan Blackwell, J.B. Reafsnider, Stephen Thompson, George Papadacos, Chris Lewis, Chris Jerebko, Rick Harmon, Marty Byrnes, Reggie Powell, Kenneth Wellman, Steven Dodge, Ronald McCane, Ronald Gillespie, Richard Jaskot, Edward Conway, Edward Rosen, Royce Newell



Jonathan Radner, Albert Nassar, Dashonte Riley, Scoop Jardine, Terrence Roberts, Greg Davis, Etan Thomas, Bobby Lazor, Jim Hayes, Mike Hopkins, Herman Harried, Gene Waldron, Mike Sheehey, Dale Shackleford, Steve Shaw, Greg Kohls, William Case, Thomas Bednark, James Seaman, Richard Conover, Ronald McCane, Jack Larned, William Manikas, William Fash, Robert Savage, Robert Felasco



Doyin Akintobi-Adeyeye, Ron Patterson, Matt Tomaszewski, Demetris Nichols, Jeremy McNeil, Lucious Jackson, Richard Manning, Russell Beisswanger, Ted Parke, Vince Cohen, Conrad Zimmnick, Daniel Jackimaik, Anthony Hladik



Ray Featherston, Chinsonso Obokoh, Ross DiLiegro, Billy Celuck, Jason Cipoola, Scott McCorkle, Michael Brown, Chris Timberlake, Bill Drew, Marty Byrnes, Lewis Cotton, Mike Kayser, Michael Barlow, Lawrence Katz, Jim Boenheim, Larry Bailey, William Sanford, James Taylor, Richard Conover, Gary Evans, Fredrick Serley, Michael Stark



Elvir Ovčina, Tony Scott, Erich Santifer, Chris Jerebko, Donald Degner, Bruce Bartholomew, Gerald McFadden, Vaugh Harper, Scott Loll, Edward Machner, Thomas Mossey, Manny Breland



Mike Williams, Michael Rosenblum, Erik Rogers, John Chaney, Vincent Cohen, Edwin Miller



Ryan Cahak, Louie McCroskey, Tim Byrnes, Marius Janulis, Rodney Walker, John Karpis, Ron Payton, Kevin James, Bob McDaniel, Fred Machner, Ernie Lotano, Jon Cincebox, August Castellinni, Conrad Zimmnick, Ronald Kilpatrick, Daniel Dorff



James Southerland, Erik Frazier, Keith Hughes, Robert Murray, Lawrence Craybas, Maurice Youmans, Richard Aloise, Louise Beverly, Eric Huggins



John Wallace, Derrick Coleman, Peter Wynne, Danny Schayes, Marty Byrnes, Bill DeMarle, Charles Wichman, Dave Harmon, Thomas Ringelmann, Norman Goldsmith, William Tydeman, Peter Chudy, James Brown, Melvin Besdin, George Koesters, Robert Savage



Sean Williams, Otis Hill, Wendell Alexis, Bill Keys, Rudy Hackett, John Jordan, Nathan Plummer, Bob McDaniel, Bernard Gipson, Richard Ableman, Kenneth Wellman, Manfred Klutschkowski, Loren James, John Mustion, Gary Clark, James Roper, Robert Sager, Edward Conway, Thomas Jockle



Jim Hayes, Glenn Sekunda, Joey Kohm, Larry O'Neil, Roosevelt Bouie, Earnie Seibert, Robert Dooms, John Crabill, John Unger, Wayne Ward, Richard Dena, Manfred Klutschkowski, William Tydeman, William Connors, James Snyder, Clyde Murrock



Fab Melo, Craig Forth



Bill Smith, Ernest Uthgenannt, Ben Poidomani, Harry McFarland



Andre Hawkins, Ken Davis, Bob Parker, Thomas Stundis, Gil Guerrero, Frank Hamblen, Ret Trobridge, Eric Weber, Eric Huggins, Robert Felasco



Ky Feldman, Bruce Bartholomew, Stanley Swanson, Richard Draudt



Sean Kerins, Louis Orr, Chris Sease, Mark Ziolk, David Aldrich, Thomas Ringelmann, Charles Richards, Richard Jaskot, Louis Beverly, Albert Waters



Ronald Kilpatrick, David Kline



Fredrick Serley, William Manikas




Franklin Reddout



Louis Beverly, Robert Roche




David Kline, Frederick Serley



Melvin Besdin

Syracuse Basketball Honors



Syracuse Coach Jim Boeheim was inducted into the Naismith Memorial Basketball Hall of Fame on September 9, 2005.



1917-18

Helms Foundation National Champions

First row (l-r): John Barsha, John Cronauer, Joseph Schwarzer, Leon Marcus and Charles Dolley. Second row (l-r): H.B. Lowe, manager, Ed Cronauer, Edmund Dollard, coach, Russell Finsterwald, George Schank, manager, H. Brickman and Harry Crowley, trainer.



1925-26

Helms Foundation

National Champions

First row (l-r): Charles Eismann, Philip Rakov, Vic Hanson, Charles Lee, Stanley Richtmyer. Second row: freshman coach Charles McCarthy, Green, Rosen, Jenkins, Gordon Mahley, coach Lewis Andreas, Peter Tengi, Milburn Rosser, George Rourke, and manager Wickham Crocker.

Orange In the Naismith Basketball Hall of Fame


The Syracuse men's basketball program has three representatives in the Naismith Memorial Basketball Hall of Fame - Dave Bing, Jim Boeheim and Victor Hanson.

The Hall of Fame had its origins in the National Association of Basketball Coaches (NABC). Its first class was inducted in 1959.

Hanson was part of the second class in 1960. He remains the only player to be inducted into both the College Football and Naismith Memorial Basketball Halls of Fame. Bing was inducted on May 15, 1990.

When Boeheim was inducted, on September 9, 2005, Bing was on hand to present him. They are believed to be the only college roommates who have been enshrined.

In 1968, the Naismith Memorial Basketball Hall of Fame officially opened. In June of 1985, it moved to its Springfield, Mass. location.



**Dave Bing
Inducted 1990**



**Victor Hanson
Inducted 1960**

The Helms Foundation

The Helms Athletic Foundation, a sports organization in Los Angeles, was founded in 1936 by Paul Helms.


Helms and his assistant, Bill Schroeder, put together a panel of basketball experts to select national collegiate basketball champions. The panel voted a champion annually until 1982.

The Foundation also awarded national champions, players of the year and All-Americans retroactively, dating back to 1901. It selected a Hall of Fame, as well.

Syracuse's 1917-18 squad and the 1925-26 team were recognized by the Helms Athletic Foundation as national champions.

The 1917-18 club produced a 16-1 record. Syracuse won its first 16 games of the campaign before suffering its only loss to Pennsylvania, 17-16, on the last day of the season. SU was coached by Edmund Dollard and led by captain and Helms Foundation All-American Joseph Schwarzer.

Coach Lewis Andreas guided the Orange in 1925-26. It was his most successful team in a career which saw him guide Syracuse to a 358-135 record (.726). The team, recognized retroactively by the Helms Foundation,



**Joseph
Schwarzer**

was 19-1. Its only loss was at Penn State, 37-31, on February 24, 1926. Syracuse bounced back to beat the Nittany Lions at home, 29-12, on March 5, 1926.

Andreas, who coached men's basketball at Syracuse from 1924-50, former player **Lewis Andreas** from 1912-14, and Victor Hanson were named to the Helms Foundation Hall of Fame. Castle was a two-time Helms Foundation All-American, earning selection in 1912 and 1914. Hanson was tabbed for three straight seasons - 1925-1927 - and was named the Helms Foundation Player of the Year in 1927.

The following Syracuse performers were named to the Helms Foundation All-America teams: Lewis Castle (1912, 1914), Joseph Schwarzer (1918), Leon Marcus (1919), Victor Hanson (1925, 1926, 1927), Billy Gabor (1946, 1947), John Kiley (1951), Vincent Cohen (1957) and Dave Bing (1965).



Lewis Andreas


SYRACUSE

Syracuse Academic Honors

College Sports Information Directors of America
Academic All-Americans



Hal Cohen
1979 Second Team




Dennis DuVal
1973 Second Team




Rick Dean
1967 Second Team



Craig Forth
2004 Third Team
2005 Second Team



George Hicker
1968 Third Team




Danny Schayes
1981 First Team



Bill Smith
1971 Second Team




**BIG EAST
Conference
Scholar-Athlete
of the Year**



Craig Forth
2005



Marius Janulis
1998



Danny Schayes
1981



**NCAA
Post-Graduate
Scholarship
Winners**



Atlantic Coast Conference All-Academic Team

The Atlantic Coast Conference All-Academic Team program honored those with a minimum cumulative GPA of 3.0 while earning a varsity letter in an ACC sport during the academic year.

- 2014 Trevor Cooney
- 2015 Rakeem Christmas
Trevor Cooney
Carter Sanderson
Christian White
- 2016 Shaun Belbey
Kaleb Joseph
Ky Feldman
Tyler Lydon
Jonathon Radner
Christian White
- 2017 Tyus Battle
Tyler Lydon
Andrew White

BIG EAST Conference All-Academic Team

The program honored those with a minimum cumulative GPA of 3.0 while earning a varsity letter in a BIG EAST sport during the academic year. Prior to the 1989-90 season, only one student from each sport could be nominated, and freshmen were not eligible.

- | | |
|---|--|
| 1997 Marius Janulis
JeCarl Riggins | 2007 Todd Burach
Ross DiLiegro
Arinze Onuaku
Darryl Watkins |
| 1998 Ryan Blackwell
Marius Janulis
Elvir Ovcina | 2008 Arinze Onuaku |
| 1999 Arinze Onuaku
Etan Thomas | 2010 M. Lyde-Cajuste
Arinze Onuaku
Nick Resavy
M. Tomaszewski |
| 2000 Mike Rosenblum
Chris Schau
Etan Thomas | 2011 Russ DeRemer
Scoop Jardine
Nick Resavy
M. Tomaszewski |
| 2001 Mike Rosenblum
Chris Schau
Craig Forth | 2012 Russ DeRemer
Nolan Hart
Nick Resavy
M. Tomaszewski |
| 2002 Craig Forth | 2013 M. Carter-Williams
Russ DeRemer
M. Lyde-Cajuste |
| 2003 Craig Forth | |
| 2004 Josh Brooks
Ross DiLiegro
Craig Forth | |
| 2005 Todd Burach
Ross DiLiegro
Craig Forth | |
| 2006 Todd Burach
Ross DiLiegro
Arinze Onuaku | |

Syracuse Athletic Director's Honor Roll

Instituted in 1995-96, the Syracuse Athletic Director's Honor Roll recognizes student-athletes who achieved a 3.0 grade-point average in one semester.

- | | | | |
|--|--|---|---|
| 1995 - Fall
Marius Janulis | 2002 - Spring
Craig Forth
Hakim Warrick | 2008 - Spring
Ross DiLiegro
Kristof Ongenaet | 2013 - Spring
Russ DeRemer
Nolan Jones
Baye Keita |
| 1996 - Spring
Todd Burgan
Marius Janulis
JeCarl Riggins | 2002 - Fall
Kueth Duany
Craig Forth | 2008 - Fall
Arinze Onuaku
Jake Presutti | 2013 - Fall
Russ DeRemer
B.J. Johnson |
| 1996 - Fall
Marius Janulis
JeCarl Riggins
Etan Thomas | 2003 - Spring
Craig Forth | 2008 - Fall
Arinze Onuaku
Jake Presutti | 2014 - Spring
Rakeem Christmas
Trevor Cooney
Russ DeRemer
Carl Fair
Michael Gbinije |
| 1997 - Spring
Marius Janulis
JeCarl Riggins | 2003 - Fall
Ross DiLiegro
Craig Forth | 2009 - Spring
Matt Lyde-Cajuste
Arinze Onuaku
Brandon Reese
Nick Resavy
Matt Tomaszewski
Brandon Triche | 2014 - Fall
Rakeem Christmas
Trevor Cooney
Tyler Roberson
Carter Sanderson |
| 1997 - Fall
Marius Janulis
Etan Thomas | 2004 - Spring
Ross DiLiegro
Craig Forth | 2010 - Spring
Griffin Hoffmann
Wes Johnson
Arinze Onuaku
Nick Resavy
Matt Tomaszewski | 2016 - Spring
Doyin Akintobi-Adeyeye
Shaun Belbey
Dajuan Coleman
Ky Feldman
Kaleb Joseph
Tyler Lydon
Jonathan Radner
Christian White |
| 1998 - Spring
Ryan Blackwell
Marius Janulis
Etan Thomas | 2004 - Fall
Josh Brooks
Todd Burach
Ross DiLiegro
Craig Forth
Xzavier Gaines
Hakim Warrick | 2010 - Fall
Russ DeRemer
Scoop Jardine
Nick Resavy
Matt Tomaszewski | 2016 - Fall
Doyin Akintobi-Adeyeye
Tyus Battle
Braedon Bayer
Shaun Belbey
Raymond Featherston
Ky Feldman
Tyler Lydon
Andrew White III |
| 1998 - Fall
Ryan Blackwell
Jason Hart
Elvir Ovcina
Mike Rosenblum
Etan Thomas | 2005 - Spring
Josh Brooks
Todd Burach
Ross DiLiegro
Craig Forth | 2011 - Spring
Russ DeRemer
Scoop Jardine
Nick Resavy
Matt Tomaszewski | 2017 - Spring
Doyin Akintobi-Adeyeye
Braedon Bayer
Shaun Belbey
Ky Feldman
Jonathan Radner
Andrew White III |
| 1999 - Spring
Elvir Ovcina
Mike Rosenblum
Eric Williams | 2005 - Fall
Todd Burach
Ross DiLiegro
Arinze Onuaku | 2011 - Fall
Russ DeRemer
Scoop Jardine
Nick Resavy
Matt Tomaszewski | |
| 1999 - Fall
Jason Hart
Mike Rosenblum
Chris Schau | 2006 - Spring
Todd Burach
Ross DiLiegro
Arinze Onuaku | 2012 - Spring
Russ DeRemer
Nolan Hart
Baye Keita
Matt Lyde-Cajuste
Matt Tomaszewski | |
| 2000 - Spring
Mike Rosenblum
Chris Schau
Etan Thomas | 2006 - Fall
Todd Burach
Ross DiLiegro
Arinze Onuaku
Darryl Watkins | 2012 - Fall
M. Carter-Williams
Russ DeRemer
Nolan Hart
Matt Lyde-Cajuste | |
| 2000 - Fall
Ronnel Herron
Mike Rosenblum
Chris Schau | 2007 - Spring
Todd Burach
Ross DiLiegro
Arinze Onuaku
Darryl Watkins | | |
| 2001 - Spring
Mike Rosenblum
Chris Schau | 2007 - Fall
Arinze Onuaku | | |
| 2001 - Fall
Craig Forth | | | |

SYRACUSE


Syracuse All-Americans



Carmelo Anthony
2003 Consensus All-American




Derrick Coleman
1990 Consensus All-American



Sherman Douglas
1989 Consensus All-American



C.J. Fair
2014 Consensus All-American



Dave Bing
1966 Consensus All-American

- 1912 **Lewis Castle**
Helms Foundation (10-man team named in 1957)
- 1914 **Lewis Castle**
Helms Foundation (10-man team named in 1957)
- 1918 **Joseph Schwarzer**
Helms Foundation (10-man team named in 1957)
- 1919 **Leon Marcus**
Helms Foundation (10-man team named in 1957)
- 1925 **Victor Hanson**
Helms Foundation (10-man team named in 1957)
- 1926 **Victor Hanson**
Helms Foundation (10-man team named in 1957)
- 1927 **Victor Hanson**
Helms Foundation (10-man team named in 1957)
- 1946 **Billy Gabor**
Helms Foundation (30-man team)
- 1947 **Billy Gabor**
Helms Foundation (30-man team)
- 1951 **John Kiley**
Helms Foundation (30-man team)
- 1957 **Vincent Cohen**
Helms Foundation (30-man team)
- 1965 **David Bing**
Helms Foundation (36-man team)
2nd team Converse
3rd team NABC
- 1966 **David Bing**
consensus All-American
1st team Associated Press, Converse Yearbook,
NABC, USBWA, The Sporting News, UPI
- 1967 **Vaughn Harper**
honorable mention UPI
George Hicker
honorable mention UPI
Rick Dean
honorable mention UPI
- 1971 **Bill Smith**
United Savings Helms Foundation (36-man team)
- 1972 **Greg Kohls**
honorable mention AP, UPI
5th team Basketball News
United Savings Helms Foundation (36-man team)
- 1973 **Dennis DuVal**
honorable mention AP, UPI
- 1974 **Dennis DuVal**
1st team Sporting News
Universal Sports (10-man team)
3rd team Basketball Weekly
Street & Smith's All-American
Citizen Savings Foundation (36-man team)

AP: Associated Press
NABC: National Association of Basketball Coaches
UPI: United Press International
USBWA: U.S. Basketball Writers Association



Rakeem Christmas
2015 Consensus All-American

- 1975 **Rudy Hackett**
2nd team AP
3rd team Basketball Weekly
Citizen Savings Foundation (36-man team)
Jim Lee
Citizen Savings Foundation (36-man team)
- 1979 **Roosevelt Bouie**
honorable mention AP
Citizen Savings Foundation (34-man team)
- 1980 **Roosevelt Bouie**
1st team USBWA (10-man team)
3rd team UPI, Basketball Weekly
honorable mention AP, Sporting News
Citizen Savings Foundation (34-man team)
Medalist (15-man team)
Louis Orr
honorable mention AP, Sporting News
- 1981 **Dan Schayes**
honorable mention AP
- 1982 **Erich Santifer**
honorable mention AP, Sporting News
- 1983 **Erich Santifer**
1st Interstate Bank (32-man team)
honorable mention AP
Leo Rautins
honorable mention AP, UPI
- 1984 **Rafael Addison**
honorable mention Basketball Weekly,
Sporting News
Dwayne Washington
honorable mention AP, UPI, Basketball
Weekly, Sporting News
- 1985 **Rafael Addison**
3rd team Basketball Times
honorable mention AP, UPI, Sporting News
Dwayne Washington
consensus All-American
2nd team USBWA, UPI, Basketball Weekly
3rd team AP, NABC
honorable mention Sporting News
- 1986 **Rafael Addison**
honorable mention AP, Sporting News
Wendell Alexis
honorable mention AP, Sporting News
Dwayne Washington
2nd team UPI, Basketball Weekly
3rd team AP, NABC, Basketball Times
honorable mention Sporting News
- 1987 **Derrick Coleman**
honorable mention Sporting News
Sherman Douglas
honorable mention AP, Sporting News
Rony Seikaly
honorable mention Sporting News

SYRACUSE

Syracuse All-Americans



Wes Johnson
2010 Consensus All-American

- 1988 Derrick Coleman**
honorable mention Sporting News
Sherman Douglas
2nd team UPI, Basketball Times
3rd team AP
honorable mention Sporting News
Rony Seikaly
consensus All-American
1st team Wooden Award
2nd team USBWA, NABC, Basketball Weekly
3rd team UPI
honorable mention AP, Sporting News
- 1989 Derrick Coleman**
1st team Basketball Times
2nd team UPI
3rd team NABC, Basketball Weekly
honorable mention AP, Sporting News
Sherman Douglas
consensus All-American
1st team AP, Wooden, Basketball Weekly
3rd team NABC
honorable mention UPI, Sporting News
Stephen Thompson
honorable mention AP, Sporting News
- 1990 Derrick Coleman**
consensus All-American
1st team AP, UPI, NABC, USBWA, Wooden, Naismith, Sporting News, Basketball Times, Basketball Weekly
Billy Owens
3rd team UPI, NABC
honorable mention AP, Sporting News
Stephen Thompson
honorable mention AP, UPI, Sporting News
- 1991 Billy Owens**
consensus All-American
1st team AP, UPI, NABC, USBWA, Wooden, Scripps Howard
2nd team Sporting News, Basketball Times, Basketball Weekly
- 1993 Lawrence Moten**
honorable mention AP
- 1994 Lawrence Moten**
honorable mention AP
- 1995 Lawrence Moten**
2nd team Sporting News
3rd team AP and NABC
- 1996 John Wallace**
consensus All-American
2nd team USBWA, AP, College Sport, Basketball Times, The Sporting News
3rd team Basketball Weekly
- 2000 Etan Thomas**
3rd team NABC
Wooden Award




Billy Owens
1991 Consensus All-American

- 2001 Preston Shumpert**
honorable mention AP
- 2002 Preston Shumpert**
honorable mention AP
- 2003 Carmelo Anthony**
consensus All-American
1st team The Sporting News
2nd team AP, Basketball Times, ESPN.com, NABC, USBWA
- 2004 Hakim Warrick**
2nd team ESPN.com, The Sporting News
3rd team AP, NABC
- 2005 Hakim Warrick**
consensus All-American
1st team AP, CollegeInsider.com, NABC, Rivals.com, Rupp Award, Senior Class Award, Wooden Award
2nd team The Sporting News, Sports Illustrated, USBWA
3rd team Basketball Times
- 2006 Gerry McNamara**
honorable mention AP
- 2007 Demetris Nichols**
honorable mention AP
- 2009 Jonny Flynn**
3rd team collegehoops.net
honorable mention AP
- 2010 Wes Johnson**
consensus All-American
1st team AP, FoxSports.com, NABC, USBWA, Dick Vitale's, Wooden Award
2nd team Sporting News, Yahoo!Sports
Andy Rautins
honorable mention AP
- 2011 Rick Jackson**
honorable mention AP
- 2012 Kris Joseph**
2nd team NABC, USBWA
- 2014 C.J. Fair**
consensus 2nd team All-American
2nd team USA Today
3rd team AP
Senior Class Award All-American
Tyler Ennis
honorable mention AP
- 2015 Rakeem Christmas**
consensus All-American
2nd team NABC, USA Today, USBWA
3rd team AP, Sporting News
Lute Olson, Lefty Driesell



Rony Seikaly
1988 Consensus All-American



John Wallace
1996 Consensus All-American



Hakim Warrick
2005 Consensus All-American



Dwayne Washington
1986 Consensus All-American

SYRACUSE

Syracuse Conference Honors

Coach of the Year

1983-84 Jim Boeheim
1990-91 Jim Boeheim
1999-00 Jim Boeheim
2009-10 Jim Boeheim

Player of the Year

1989-90 Derrick Coleman
1990-91 Billy Owens
2004-05 Hakim Warrick
2009-10 Wes Johnson

Freshman/Rookie of the Year

1986-87 Derrick Coleman
1991-92 Lawrence Moten
2002-03 Carmelo Anthony

Defensive Player of the Year

1998-99 Etan Thomas
1999-00 Etan Thomas
2010-11 Rick Jackson
2011-12 Fab Melo
2014-15 Rakeem Christmas (co-)

Most Improved Player

1997-98 Etan Thomas
2000-01 Preston Shumpert (co-)
2002-03 Hakim Warrick
2014-15 Rakeem Christmas

Sixth Man of the Year

2009-10 Kris Joseph
2011-12 Dion Waiters

Sportsmanship Award

2002-03 Kueth Duany
2004-05 Josh Pace

Scholar-Athlete of the Year

2004-05 Craig Forth

1979-2013: BIG EAST Conference
2014-2017: Atlantic Coast Conference



1979-80

First Team
C Roosevelt Bouie
F Louis Orr
All-Freshman Team
F Erich Santifer
All-Tournament Team
F Louis Orr
G Marty Headd

1980-81

First Team
C Dan Schayes
Second Team
G Marty Headd
All-Tournament Team
F Erich Santifer
F Tony Bruin
G Leo Rautins
Tournament MVP
G Leo Rautins

1981-82

Second Team
F Erich Santifer
Third Team
F Tony Bruin
All-Tournament Team
G Leo Rautins



Jim Boeheim
BIG EAST Coach of the Year
1984, 1991, 2000, 2010

1982-83

First Team
F Erich Santifer
Third Team
G Leo Rautins
All-Freshman Team
F Rafael Addison
All-Tournament Team
G Leo Rautins

1983-84

Freshman of the Year
G Dwayne Washington
First Team
G Dwayne Washington
Second Team
F Rafael Addison
All-Freshman Team
G Dwayne Washington
All-Tournament Team
G Dwayne Washington
C Andre Hawkins
Coach of the Year
Jim Boeheim

1984-85

First Team
G Dwayne Washington
F Rafael Addison
All-Freshman Team
C Rony Seikaly
G Michael Brown
All-Tournament Team
F Rafael Addison

1985-86

First Team
G Dwayne Washington
Second Team
G Rafael Addison
F Wendell Alexis
C Rony Seikaly
All-Tournament Team
G Dwayne Washington
C Rony Seikaly
Tournament MVP
G Dwayne Washington



Rakeem Christmas
2015 ACC Co-Defensive Player of the Year
2015 ACC Most Improved Player

1986-87

Freshman of the Year
F Derrick Coleman
First Team
G Sherman Douglas
Second Team
C Rony Seikaly
Third Team
G Greg Monroe
F Derrick Coleman
All-Freshman Team
F Derrick Coleman
All-Tournament Team
C Rony Seikaly
G Sherman Douglas

1987-88

First Team
G Sherman Douglas
F Derrick Coleman
Second Team
C Rony Seikaly
All-Tournament Team
G Sherman Douglas
F Stephen Thompson
Tournament MVP
G Sherman Douglas

1988-89

First Team
G Sherman Douglas
F Derrick Coleman
Second Team
G Stephen Thompson
All-Rookie Team
F Billy Owens
All-Tournament Team
G Sherman Douglas

1989-90

Player of the Year
F Derrick Coleman
First Team
F Derrick Coleman
G Billy Owens
Second Team
F/G Stephen Thompson
All-Rookie Team
G Michael Edwards
All-Tournament Team
F Derrick Coleman
F/G Stephen Thompson



Derrick Coleman
1990 BIG EAST Player of the Year
1987 BIG EAST Freshman of the Year

1990-91

Player of the Year
F Billy Owens
First Team
F Billy Owens
Second Team
F Dave Johnson
All-Rookie Team
G Adrian Autry
Coach of the Year
Jim Boeheim

1991-92

Rookie of the Year
F Lawrence Moten
First Team
F Dave Johnson
Third Team
F Lawrence Moten
All-Rookie Team
F Lawrence Moten

1992-93

First Team
F Lawrence Moten
Third Team
G Adrian Autry
All-Rookie Team
F John Wallace
All-Tournament Team
F Lawrence Moten
G Adrian Autry

1993-94

First Team
F Lawrence Moten
G Adrian Autry
Second Team
F John Wallace
All-Rookie Team
F Otis Hill

1994-95

First Team
G Lawrence Moten
F John Wallace

1995-96

First Team
F John Wallace
All-Tournament Team
F John Wallace

SYRACUSE

Syracuse Conference Honors

1996-97

Second Team

F Otis Hill

Third Team

F Jason Cipolla

All-Rookie Team

G Jason Hart

1997-98

Most Improved Player

C Etan Thomas

Second Team

F Todd Burgan

Third Team

C Etan Thomas

All-Tournament Team

F Ryan Blackwell

1998-99

Defensive Player of the Year

C Etan Thomas

Second Team

C Etan Thomas

Third Team

G Jason Hart

All-Tournament Team

C Etan Thomas

1999-00

Defensive Player of the Year

C Etan Thomas

First Team

G Jason Hart

C Etan Thomas

Third Team

F Ryan Blackwell

Coach of the Year

Jim Boeheim

2000-01

Co-Most Improved Player

F Preston Shumpert

First Team

F Preston Shumpert

Third Team

F Damone Brown

All-Tournament Team

F Preston Shumpert

2001-02

First Team

F Preston Shumpert

Third Team

F DeShaun Williams

2002-03

Rookie of the Year

F Carmelo Anthony

Most Improved Player

F Hakim Warrick

Sportsmanship Award

G Kueth Duany

First Team

F Carmelo Anthony

Third Team

F Hakim Warrick

All-Rookie Team

F Carmelo Anthony

G Gerry McNamara



2003-04

First Team

F Hakim Warrick

Second Team

G Gerry McNamara



Syracuse performers earned the Dave Gavitt Trophy (outstanding player of the BIG EAST Conference Tournament) three times in a span of five years from 2005 to 2009. Hakim Warrick (left) started the run after leading the Orange to the 2005 title. Gerry McNamara (middle) followed up when Syracuse won four straight contests to capture the 2006 postseason crown. Jonny Flynn (right) helped Syracuse on another dramatic run at Madison Square Garden in 2009. Syracuse won a six-overtime epic versus Connecticut in the quarterfinals and then beat West Virginia before losing to Louisville in the final.

2004-05

Player of the Year

F Hakim Warrick

Sportsmanship Award

F Josh Pace

BIG EAST/Aeropostale Scholar-Athlete

C Craig Forth

First Team

G Gerry McNamara

F Hakim Warrick

Honorable Mention

F Josh Pace

Dave Gavitt Award (Tournament MVP)

F Hakim Warrick

All-Tournament Team

G Gerry McNamara

2005-06

First Team

G Gerry McNamara

All-Rookie Team

G Eric Devendorf

Dave Gavitt Award (Tournament MVP)

G Gerry McNamara

All-Tournament Team

F Demetris Nichols

C Darryl Watkins

2006-07

First Team

F Demetris Nichols

Honorable Mention

G Eric Devendorf

All-Rookie Team

F Paul Harris

2007-08

Second Team

F Donte Greene

F Paul Harris

Honorable Mention

G Jonny Flynn

All-Rookie Team

F Donte Greene

G Jonny Flynn

2008-09

Second Team

G Jonny Flynn

Dave Gavitt Award (Tournament MVP)

G Jonny Flynn

2009-10

Player of the Year

F Wes Johnson

Coach of the Year

Jim Boeheim

Sixth Man of the Year

F Kris Joseph

First Team

F Wes Johnson

Second Team

G Andy Rautins

All-Rookie Team

G Brandon Triche

2010-11

Defensive Player of the Year

F Rick Jackson

Third Team

F Kris Joseph

Honorable Mention

G Scoop Jardine

2011-12

Defensive Player of the Year

C Fab Melo

Sixth Man of the Year

G Dion Waiters

First Team

F Kris Joseph

Second Team

G Scoop Jardine

Third Team

G Dion Waiters

2012-13

Second Team

F C.J. Fair

G Michael Carter-Williams

Third Team

G Brandon Triche



2013-14

First Team

F C.J. Fair

Second Team

G Tyler Ennis

Honorable Mention

F Jerami Grant

All-Freshman Team

G Tyler Ennis

2014-15

Most Improved Player

C Rakeem Christmas

Co-Defensive Player of the Year

C Rakeem Christmas

First Team

C Rakeem Christmas

All-Defensive Team

C Rakeem Christmas

First Team

F Rakeem Christmas

2015-16

All-Defensive Team

G Michael Gbinije

First Team

G Michael Gbinije

All-Freshman Team

G Malachi Richardson

ACC Coaches Awards listed for 2013-16

2016-17

Third Team

F Andrew White III

Honorable Mention

F Tyler Lydon

SYRACUSE

Syracuse at MSG



Syracuse has been playing games at Madison Square Garden, one of the world's most famous arenas, since Franklin Roosevelt was president of the United States. In 2017-18, Syracuse returns to the Garden to play in the Jimmy V Classic against Connecticut on December 5.

The Orange have been shooting baskets at Madison Square Garden since an encounter with Manhattan on February 1, 1939. The 2016-17 season marked the 35th consecutive campaign that Syracuse played at least once in the storied facility. The latest streak began in 1983-84, **Jim Boeheim's** eighth year as head coach.

Syracuse is 94-77 at MSG, including a 76-48 mark during Boeheim's tenure.

Other Syracuse Garden tidbits include:

- ◆ Syracuse has one scheduled trip to New York City in 2017-18. The Orange play in the Jimmy V Classic against Connecticut on December 5.
- ◆ The Orange played five games in the Garden during the 2012-13 season. It marked the ninth straight season SU played at least three games at MSG.
- ◆ Syracuse participated in the the BIG EAST Tournament at MSG from 1982-83 to 2012-13.
- ◆ From 2004-2009 (five seasons) SU played in the Garden 26 times.
- ◆ Syracuse won six games at MSG in 2004-05 and 2005-06.

			Ranking SU Opp
1938-39 (1-0)			
2/1	at Manhattan	W 42-31	
1939-40 (0-1)			
1/3	at N.Y.U.	L 39-53	
1940-41 (0-1)			
12/21	at N.Y.U.	L 42-49	
1941-42 (1-1)			
12/20	at N.Y.U.	L 31-34	
1/19	at Fordham	W 50-43	
1942-43 (0-1)			
12/19	at N.Y.U.	L 31-38	
1944-45 (0-1)			
1/10	at C.C.N.Y.	L 42-48	
1945-46 (1-1)			
1/16	at St. John's	W 52-43	
National Invitation Tournament (NIT)			
3/16	vs. Muhlenberg	L 41-47	
1946-47 (1-0)			
1/16	at Manhattan	W 65-53	
1947-48 (0-1)			
1/13	at C.C.N.Y.	L 55-61	
1948-49 (0-1)			
1/13	at N.Y.U.	L 45-68	
1949-50 (2-1)			
2/23	at C.C.N.Y.	W 83-74	
National Invitation Tournament (NIT)			
3/11	vs. Long Island	W 80-52	
3/13	vs. Bradley	L 66-78	
1950-51 (0-1)			
1/6	at St. John's	L 53-63	11
1951-52 (0-1)			
2/7	at N.Y.U.	L 78-95	
1952-53 (0-1)			
1/3	at St. John's	L 84-97 OT	
1953-54 (0-1)			
12/12	at N.Y.U.	L 73-78	

			Ranking SU Opp
1954-55 (0-2)			
Holiday Festival, New York, NY			
12/28	vs. La Salle	L 54-103	3
12/29	vs. Niagara	L 70-91	10
1955-56 (1-2)			
Holiday Festival			
12/26	vs. Holy Cross	L 74-87	7
12/28	vs. La Salle	L 72-75	
12/30	vs. Fordham	W 79-61	
1956-57 (2-0)			
12/15	at Manhattan	W 72-69	
NCAA Tournament			
3/12	vs. Connecticut	W 82-76	
1957-58 (1-0)			
12/7	at N.Y.U.	W 73-58	
1958-59 (2-2)			
Holiday Festival			
12/26	vs. St. Joseph's	L 63-72	
12/27	vs. Cornell	W 66-60	
12/29	vs. Holy Cross	W 88-82	
2/12	at Manhattan	L 53-71	
1960-61 (0-1)			
3/2	at Manhattan	L 76-82	
1963-64 (0-1)			
National Invitation Tournament (NIT)			
3/12	vs. N.Y.U.	L 68-77	
1964-65 (1-1)			
ECAC Holiday Festival			
12/28	vs. Princeton	L 69-79	
12/30	vs. Manhattan	W 87-64	
1966-67 (0-1)			
National Invitation Tournament (NIT)			
3/11	vs. New Mexico	L 64-66	
1967-68 (1-2)			
ECAC Holiday Festival			
12/26	at St. John's	L 55-70	
12/28	vs. Penn State	W 83-73	
12/30	vs. La Salle	L 68-78	
1970-71 (0-1)			
National Invitation Tournament (NIT)			
3/21	vs. Michigan	L 76-82	

Ranking
SU Opp

1971-72 (3-2)

ECAC Holiday Festival

12/27	vs. Louisville	L 81-103
12/28	vs. Duke	W 74-72
12/30	vs. Penn State	W 92-77

National Invitation Tournament (NIT)

3/18	vs. Davidson	W 81-77
3/21	vs. Maryland	L 65-71

1974-75 (1-0)

3/1	at Manhattan	W 74-69
-----	--------------	---------

1978-79 (1-0)

2/7	vs. S. Carolina	W 71-64
-----	-----------------	---------

1980-81 (1-1)

National Invitation Tournament (NIT)

3/23	vs. Purdue	W 70-63
3/25	vs. Tulsa	L 84-86 OT

1982-83 (2-1)

1/15	at Seton Hall*	W 92-81
------	----------------	---------

BIG EAST Tournament

3/10	vs. Georgetown	W 79-72
3/11	vs. Boston College	L 74-80

1983-84 (2-1)

BIG EAST Tournament

3/8	vs. Connecticut	W 73-58
3/9	vs. Villanova	W 66-65
3/10	vs. Georgetown	L 71-82 OT

1984-85 (1-2)

1/23	at St. John's*	L 80-82 OT
------	----------------	------------

BIG EAST Tournament

3/7	vs. Boston College	W 70-69
3/8	vs. Georgetown	L 65-74

1985-86 (2-2)

2/26	at St. John's*	L 79-86
------	----------------	---------

BIG EAST Tournament

3/6	vs. Boston College	W 102-79
3/7	vs. Georgetown	W 75-73 OT
3/8	vs. St. John's	L 69-70

1986-87 (3-1)

2/25	at St. John's*	W 88-80
------	----------------	---------

BIG EAST Tournament

3/6	vs. Villanova	W 72-66
3/7	vs. Pittsburgh	W 99-85
3/8	vs. Georgetown	L 59-69

1987-88 (4-0)

2/6	at St. John's*	W 79-62
-----	----------------	---------

BIG EAST Tournament

3/11	vs. Boston College	W 67-53
3/12	vs. Seton Hall	W 68-63
3/13	vs. Villanova	W 85-68

1988-89 (4-2)

Preseason NIT

11/23	vs. Indiana	W 102-78
11/25	vs. Missouri	W 86-84 OT
1/14	at St. John's*	L 63-65

BIG EAST Tournament

3/10	vs. Providence	W 79-76
3/11	vs. Seton Hall	W 81-78
3/12	vs. Georgetown	L 79-88

1989-90 (3-1)

1/29	at St. John's*	W 70-65
------	----------------	---------

BIG EAST Tournament

3/9	vs. Pittsburgh	W 58-55
3/10	vs. Villanova	W 73-61
3/11	vs. Connecticut	L 75-78

SYRACUSE

Syracuse at MSG

				Ranking SU Opp
1990-91 (0-2)				
2/20	at St. John's*	L 72-77	5	18
BIG EAST Tournament				
3/8	vs. Villanova	L 68-70	4	
1991-92 (3-1)				
2/19	at St. John's*	L 62-63	17	
BIG EAST Tournament				
3/13	vs. Villanova	W 55-52		
3/14	vs. Seton Hall	W 70-66	19	
3/15	vs. Georgetown	W 56-54	22	
1992-93 (2-2)				
3/1	at St. John's*	L 70-90		
BIG EAST Tournament				
3/12	vs. Pittsburgh	W 55-50		
3/13	vs. St. John's	W 84-72		
3/14	vs. Seton Hall	L 70-103		
1993-94 (1-1)				
2/27	at St. John's*	W 82-81	18	
BIG EAST Tournament				
3/11	vs. Seton Hall	L 80-81 OT13		
1994-95 (0-2)				
3/1	at St. John's*	L 78-82	22	
BIG EAST Tournament				
3/10	vs. Providence	L 69-71 OT21		
1995-96 (3-1)				
2/26	at St. John's*	W 92-79	15	
BIG EAST Tournament				
3/6	vs. Notre Dame	W 76-55	13	
3/7	vs. Boston College	W 69-61	15	
3/8	vs. Connecticut	L 67-85	15	3
1996-97 (1-2)				
2/12	at St. John's*	L 87-91		
BIG EAST Tournament				
3/5	vs. Notre Dame	W 84-66		
3/6	vs. Villanova	L 70-80		
1997-98 (3-1)				
12/3	at St. John's*	W 80-73		
BIG EAST Tournament				
3/5	vs. Villanova	W 69-66	21	
3/6	vs. St. John's	W 69-67 OT21		
3/7	vs. Connecticut	L 64-69	21	
1998-99 (2-1)				
BIG EAST Tournament				
3/3	vs. Boston College	W 96-55	24	
3/4	vs. Villanova	W 70-62		
3/5	vs. Connecticut	L 50-71	20	3
1999-00 (0-2)				
2/19	at St. John's*	L 75-76	9	
BIG EAST Tournament				
3/9	vs. Georgetown	L 72-76	12	
2000-01 (3-1)				
3/4	at St. John's*	W 93-91 OT19		
BIG EAST Tournament				
3/7	vs. Connecticut	W 86-75	17	
3/8	vs. Providence	W 55-54	17	
3/9	vs. Pittsburgh	L 54-55 OT17		
2001-02 (2-3)				
Preseason NIT				
11/21	vs. Michigan St.	W 69-58	21	15
11/23	vs. Wake Forest	W 74-67	21	
BIG EAST Tournament				
3/6	vs. Villanova	L 64-78		
National Invitation Tournament (NIT)				
3/26	vs. S. Carolina	L 59-66		
3/28	vs. Temple	L 54-65		
2002-03 (1-2)				
Coaches vs. Cancer Classic				
11/14	vs. Memphis	L 63-70		
BIG EAST Tournament				
3/13	vs. Georgetown	W 74-59	11	
3/14	vs. Connecticut	L 67-80	11	



Syracuse was part of one of the most historic games ever contested at Madison Square Garden -- the epic, six-overtime encounter with Connecticut in the 2009 BIG EAST Conference Tournament. The Orange emerged with the victory against the third-ranked Huskies.


				Ranking SU Opp
2003-04 (0-1)				
BIG EAST Tournament				
3/11	vs. Boston College	L 54-57	19	
2004-05 (6-1)				
Coaches vs. Cancer Classic				
11/18	vs. Miss. State	W 71-58	5	12
11/19	vs. Memphis	W 77-62	5	24
Jimmy V Classic				
12/7	vs. Okla. State	L 60-74	4	5
1/5	at St. John's*	W 79-65	6	
BIG EAST Tournament				
3/10	vs. Rutgers	W 81-57	16	
3/11	vs. Connecticut	W 67-63	16	12
3/12	vs. W. Virginia	W 68-59	16	
2005-06 (6-1)				
2K Sports College Hoops Classic				
11/17	vs. Texas Tech	W 81-46		
11/18	vs. Florida	L 70-75		
2/12	at St. John's*	W 75-60		
BIG EAST Tournament				
3/8	vs. Cincinnati	W 74-73		
3/9	vs. Connecticut	W 86-84 OT	1	
3/10	vs. Georgetown	W 58-57	23	
3/11	vs. Pittsburgh	W 65-61	15	
2006-07 (1-3)				
Jimmy V Classic				
12/5	vs. Okla. St.	L 68-72	21	22
1/21	at St. John's*	L 60-64		
BIG EAST Tournament				
3/7	vs. Connecticut	W 78-65		
3/8	vs. Notre Dame	L 83-89		
2007-08 (1-2)				
NIT Season Tip-off				
11/21	vs. Ohio State	L 65-79		
11/23	vs. Washington	W 91-85		
BIG EAST Tournament				
3/2	vs. Villanova	L 63-82		
2008-09 (4-1)				
2/24	at St. John's	W 87-58		
BIG EAST Tournament				
3/11	vs. Seton Hall	W 89-74	18	
3/12	vs. Connecticut	W 127-117 OT	18	3
3/13	vs. W. Virginia	W 74-69 OT	18	
3/14	vs. Louisville	L 66-76	18	5
2009-10 (2-1)				
2K Sports Classic				
11/19	vs. California	W 95-73	13	
11/20	vs. N. Carolina	W 87-71	6	
BIG EAST Tournament				
3/11	vs. Georgetown	L 84-91	3	21
2010-11 (3-1)				
Jimmy V Classic, New York, NY				
12/7	Michigan State	W 72-58	8	7
1/12	at St. John's*	W 76-59	4	
BIG EAST Tournament, New York, NY				
3/10	vs. St. John's	W 79-73	11	17
3/11	vs. Connecticut	L 71-76 OT	11	21
2011-12 (4-1)				
NIT Season Tip-Off, New York, NY				
11/23	vs. Va. Tech	W 69-58	5	
11/25	vs. Stanford	W 69-63	5	
2/4	at St. John's*	W 95-70	2	
BIG EAST Tournament, New York, NY				
3/8	vs. Connecticut	W 58-55	2	
3/9	vs. Cincinnati	L 68-71	2	
2012-13 (3-2)				
Gotham Classic, New York, NY				
12/22	vs. Temple	L 79-83	3	
BIG EAST Tournament, New York, NY				
3/13	vs. Seton Hall	W 75-63	19	
3/14	vs. Pittsburgh	W 62-49	19	17
3/15	vs. Georgetown	W 58-55	19	5
3/16	vs. Louisville	L 61-78	19	4
2013-14 (1-0)				
12/15	at St. John's	W 68-63	2	
2014-15 (1-1)				
2K Classic, New York, NY				
11/20	vs. California	L 59-73	23	
11/21	vs. Iowa	W 66-63	23	
2015-16 (0-1)				
12/13	at St. John's	L 72-84		
2016-17 (0-1)				
12/5	vs. Connecticut	L 68-63	2	

Syracuse at Madison Square Garden	
Overall	*94-77
Regular Season	*44-40
BIG EAST Tournament	*46-27
NIT	*3-9
NCAA	1-0

* record does not reflect wins vacated by the NCAA from 2004-07 and 2010-12

SYRACUSE

Dome Facts



Design and Construction

The Dome construction cost was \$26.85 million, which included a \$2.75 million naming gift from Carrier Corporation. Hueber, Hunt and Nichols, Inc., was the general contractor and Birdair Structure Inc. of Buffalo handled roof construction.

More than 80 companies contributed to transforming 30,000 cubic yards of concrete and 880 tons of steel into the fifth-largest domed stadium in the U.S. and the first such facility in the Northeast.

The Dome serves as SU's home in football, men's and women's basketball and men's and women's lacrosse. SU has also hosted softball games and volleyball matches there.

The facility has housed NCAA and BIG EAST championships in basketball, lacrosse and track and field; regional and state scholastic competitions in football, soccer and field hockey; and NBA pre-season games. SU's commencement and many academic convocations also take place in the Dome.

Floor Surfaces

Boeheim Court is a 60-foot by 100-foot hardwood basketball floor. It is assembled in the west end zone and is composed of 225 interlocking sections. It is placed on a hard field covering system called BRAVO Mat, which sits on top of the FieldTurf. The BRAVO Mat system consists of lightweight, easy-to-assemble, interlocking, thermoplastic panels that provide a uniformly smooth field protection system.

In June of 2015, elite-level FieldTurf Classic HD was installed to replace the FieldTurf surface from 2005. It covers the entire arena floor, which is 82,000 square feet (215 feet wide by 405 feet long). The 2.5" thick FieldTurf Pro Series surface is a synthetic grass surface manufactured with slit-film fibers surrounded and stabilized by a blend of cryogenic rubber and silica sand mix.

Concerts

The Dome has hosted some of the world's top entertainers, including Paul McCartney, Bruce Springsteen, Luke Bryan, the Rolling Stones, Eric Clapton, The Who, The Zac Brown Band, Elton John, Billy Joel, Pink Floyd and U2.

Entrances

Entry to the Dome is through one of 32 revolving doors. An additional 62 "out only" crash doors give the Dome a total of 94 exit doors. Gates A and C on the lower level and Gate G on the upper level have air-lock entry doors to allow access for patrons with mobility limitations.

Executive Club Suites

The Executive Club seating area in sections 207 and 208, features two 42" LCD color televisions, a gourmet buffet, wait service, and a cash bar. The area features premier visibility. The suite can welcome 76 spectators.

Lighting and Sound

The lighting package, which was updated in 1989, lights a surface that is 215 by 405 feet.

The sound system consists of eight distributed clusters of BOSE speakers that hang from the roof cables. They were installed in the two concourses, under the overhangs on the second level seating, and in stairwells, offices and other hard-to-reach areas.

Locker Rooms Renovation

The home team locker room, the home team coaches locker room and the athletic training rooms were renovated this past summer. New lockers, furniture and carpeting, and the installation of a new energy-efficient ventilation system and a raised ceiling, were among the initiatives aimed at modernizing the space.

Roofing

The teflon-coated, fiberglass fabric for the Carrier Dome's 64 roof panels is 6.5 acres - 287,000 square feet - worth of SHEERFILL I and an inner liner of FABRASORB. The roof is held together by a latticework of cables. The 14 bridge cables - some as long as 700 feet and weighing seven tons - hold the roof panels together and support the Dome's lighting and sound systems. The current roof was installed during the summer of 1999 for an estimated cost of \$14 million.

Sixteen five-foot diameter fans located in mechanical rooms on the north and south sides are used to keep the Dome's 220-ton roof inflated. Each fan has the capacity to generate 95,000 cubic feet of air movement per minute, giving the total operation a capacity of moving well over one million cubic feet of air per minute.

Air is directed upward through the Carrier Dome's 36 main columns and under the Dome's roof. Each of the 36 concrete columns stands 60 feet high and weighs 40 tons.

Prior to any snow storm, air heated to 160 degrees is pumped into the dead air space between the two layers of the roof, melting the snow before it can accumulate. Runoff is caught in the Dome's compression ring where 36 drain pipes direct it down through the walls and into the city's sewer system.

Video Boards

The Dome was enhanced by the addition of two new LED video boards and 360-ribbon displays in August 2012. The new integrated system was designed, manufactured and installed by Daktronics Inc. of Brookings, S.D.

The large video displays in each end zone are 21 feet high by more than 40 feet wide. Each is flanked by two other displays measuring more than 12 feet high by 10 feet wide.

The boards all utilize Daktronics 20-millimeter pixel spacing and are capable of showing one large image or many in separate windows.

DOME DATA

Construction: Between April 1979 and September 1980

Dimensions: 570 feet long, 497 feet wide, 165 feet high

Floor space: 527,320 square feet

Lot: 7.7 acres

Lighting: 432 metal halide MultiVapor bulbs (1,500 watts each), 60 quartz flood lights (1,500 watts each) and 56 high-pressure lights

Court Dedication: February 24, 2002; Syracuse vs. Georgetown

Capacity: 49,262 (football and lacrosse); 35,446 (basketball)

SYRACUSE

Dome Series Records



Syracuse has played 170 schools at home in the Dome. The most frequent Dome foe to date is Georgetown, with 32 appearances, followed by Pittsburgh with 30 visits.

Opponent	W	L	Last Mtg.
Akron	1	0	2000-01
Alabama	1	0	1995-96
Alaska-Anchorage	1	0	1990-91
Albany	6	0	2011-12
Alcorn State	2	0	2012-13
Arizona	1	0	1994-95
Baylor	1	0	2006-07
Bethune-Cookman	1	0	2005-06
Binghamton	5	0	2013-14
Boston College	19	6	2016-17
Boston University	3	0	2016-17
Bowling Green	1	0	1995-96
Bradley	0	1	1981-82
Brooklyn College	1	0	1985-86
Brown	1	0	1985-86
Bucknell	1	1	2011-12
Buffalo	2	0	2001-02
Butler	1	0	2001-02
Canisius	11	0	2012-13
Central Connecticut	1	0	2012-13
Central Michigan	1	0	1981-82
Charlotte	2	1	2006-07
Cincinnati	4	1	2012-13
Cleveland State	0	1	2008-09
Clemson	1	1	2015-16
College of Charleston	1	0	1995-96
Colgate	27	0	2016-17
Columbia	4	0	2009-10
Connecticut	17	10	2011-12
Coppin State	2	0	2008-09
Cornell	24	0	2016-17
C.W. Post	3	0	1989-90
Davidson	2	0	2005-06
DePaul	5	1	2012-13
Detroit	2	0	2012-13
Drexel	2	1	2010-11
Duke	2	1	2016-17
Duquesne	1	0	1983-84
East Tennessee St.	2	0	2007-08
Eastern Kentucky	1	0	1991-92
Eastern Michigan	4	1	2016-17
Elon	1	0	2015-16
Fairfield	1	0	1986-87
Florida	1	0	2011-12
Florida Atlantic	1	0	1999-00
Florida State	3	1	2016-17
Fordham	4	0	2013-14
George Washington	2	0	2011-12
Georgetown	22	10	2016-17
Georgia Southern	1	0	1986-87
Georgia Tech	3	1	2016-17

Opponent	W	L	Last Mtg.
Hampton	1	0	2014-15
Hartford	1	0	1999-00
High Point	1	0	2013-14
Hofstra	3	0	2006-07
Holy Cross	3	0	2016-17
Houston	1	0	1982-83
Illinois-Chicago	2	0	2005-06
Indiana	1	0	2013-14
Iona	2	0	2010-11
Kennesaw State	1	0	2014-15
Kent State	3	0	2005-06
Kentucky	2	0	1993-94
Kentucky State	1	0	1988-89
Lafayette	4	0	1995-96
Lamar	1	0	1984-85
La Salle	3	0	1999-00
Lehigh	1	0	2015-16
Le Moyne	3	0	2008-09
Long Beach State	4	0	2014-15
LSU	1	0	1984-85
Louisiana Tech	2	0	2014-15
Louisville	5	4	2016-17
Loyola (Chicago)	1	0	1986-87
Loyola (Maryland)	1	0	2014-15
Maine	2	0	2009-10
Manhattan	4	0	2011-12
Marquette	5	0	2011-12
Marshall	1	0	2011-12
Maryland	1	1	2007-08
Maryland-Baltimore Co.	1	0	1992-93
Maryland-Eastern Shore	2	0	1996-97
Massachusetts	0	2	2007-08
Memphis	1	0	2009-10
Miami (FL)	8	3	2016-17
Miami (OH)	1	0	1997-98
Michigan	2	0	1987-88
Michigan State	1	0	2003-04
Mississippi	1	0	2016-17
Missouri	1	0	2002-03
Monmouth	2	0	2016-17
Montana State	1	0	2015-16
Morehead State	1	0	1987-88
Morgan State	1	0	2010-11
Navy	1	1	1985-86
Nevada-Las Vegas	1	0	1996-97
Niagara	2	0	2000-01
North Carolina	1	2	2015-16
North Carolina State	4	1	2015-16
UNC Asheville	3	0	2003-04
UNC Greensboro	3	0	2016-17
Northeastern	3	0	2006-07

Opponent	W	L	Last Mtg.
Northern Colorado	1	0	2004-05
Northern Iowa	1	0	2010-11
North Florida	1	0	2016-17
Notre Dame	12	6	2015-16
Oakland	2	0	2009-10
Ohio State	1	0	1982-83
Ohio University	0	1	1998-99
Oklahoma	0	1	1983-84
Oklahoma State	1	0	1986-87
Old Dominion	1	0	1980-81
Penn	1	0	2006-07
Penn State	1	0	1980-81
Pepperdine	1	0	1996-97
Pittsburgh	18	12	2016-17
Princeton	5	0	2012-13
Providence	21	3	2012-13
Purdue	1	0	1981-82
Quinnipiac	1	0	1998-99
Rhode Island	1	1	2007-08
Rice	1	0	2004-05
Richmond	2	0	2008-09
Robert Morris	3	0	2009-10
Rutgers	14	0	2012-13
St. Bonaventure	10	0	2015-16
St. Francis-Brooklyn	4	0	2013-14
St. Francis (PA)	1	0	1988-89
St. John's	21	8	2016-17
St. Joseph's	3	1	2007-08
St. Peter's	1	0	1981-82
San Diego State	1	0	2006-07
Santa Clara	1	0	1998-99
Seton Hall	22	5	2011-12
Siena	4	0	2007-08
South Alabama	1	0	2006-07
South Carolina	1	0	1998-99
South Carolina State	1	0	2016-17
USF	6	0	2011-12
Southern California	1	0	1985-86
Southern Mississippi	1	0	1992-93
Temple	1	0	1989-89
Tennessee	1	1	2000-01
TCU	3	0	2005-06
Texas El-Paso	2	0	2006-07
Texas-San Antonio	2	0	1992-93
Texas Southern	2	0	2015-16
Towson	1	0	1989-90
Tulane	2	0	2011-12
UCLA	1	0	1999-00
U.S. International	2	0	1988-89
Utica	4	0	1985-86
Valparaiso	1	0	2002-03
Vanderbilt	1	0	1993-94
Villanova	16	13	2013-14
Virginia	2	1	2016-17
Virginia Commonwealth	2	0	1992-93
Virginia Tech	5	0	2015-16
Wagner	3	0	2012-13
Wake Forest	2	0	2016-17
Washington State	1	0	1995-96
Western Kentucky	1	0	1986-87
Western Michigan	1	0	1988-89
West Virginia	10	1	2011-12
Wichita State	1	1	2006-07
William & Mary	1	0	2010-11
Winthrop	1	0	1996-97
Wisconsin	1	1	2015-16
Wisconsin-Green Bay	1	0	2000-01
Wyoming	1	0	1988-89
Total	*550	109	.835

*series records don't reflect wins vacated by the NCAA from 2004-07 to 2010-12

SYRACUSE

Year-By-Year Dome Attendance



Syracuse and Duke squared off in front of the largest crowd in Dome history -- 35,446 -- on Feb. 1, 2014 and again on Feb. 14, 2015 (above).

Year-By-Year Dome Attendance

Year	Games	W-L	Attendance	Average	National Ranking	Additional Notes
1980-81	20	17-3	328,796	16,440	4th	includes 3 Big East Tournament and 3 NIT games
1981-82	17	11-6	320,461	18,851	3rd	includes 2 NIT games
1982-83	16	14-2	326,413	20,401	2nd	
1983-84	17	14-3	380,465	22,380	2nd	
1984-85	15	13-2	388,049	25,870	1st	
1985-86	19	17-2	498,850	26,255	1st	includes 2 NCAA 1st and 2nd round games
1986-87	19	17-2	474,214	24,959	1st	includes 2 NCAA 1st and 2nd round games
1987-88	16	13-3	461,223	28,826	1st	
1988-89	19	18-1	*537,949	28,313	1st	includes 2 preseason NIT games
1989-90	16	13-3	478,686	*29,919	1st	
1990-91	17	16-1	497,179	29,246	1st	
1991-92	17	14-3	460,752	27,103	1st	
1992-93	16	12-4	405,620	25,351	1st	
1993-94	17	16-1	419,039	24,649	1st	
1994-95	16	14-2	387,925	24,245	1st	
1995-96	16	15-1	363,653	22,728	2nd	
1996-97	16	9-7	346,748	21,672	2nd	includes 1 NIT game
1997-98	16	12-4	337,976	21,124	2nd	
1998-99	16	9-7	332,801	20,800	2nd	
1999-00	18	17-1	374,526	20,807	2nd	
2000-01	17	15-2	327,789	19,282	3rd	
2001-02	19	15-4	323,438	17,023	4th	includes 2 NIT games
2002-03	17	17-0	355,663	20,921	2nd	
2003-04	17	14-3	371,018	21,825	2nd	
2004-05	18	16-2	413,605	22,978	1st	
2005-06	19	14-5	410,153	21,587	2nd	
2006-07	22	18-4	473,353	21,516	2nd	includes 2 NIT games
2007-08	22	16-6	447,587	20,345	3rd	includes 3 NIT games
2008-09	19	16-3	399,841	21,044	2nd	
2009-10	19	17-2	420,890	22,152	2nd	
2010-11	19	16-3	423,924	22,312	2nd	
2011-12	19	19-0	448,736	23,618	2nd	
2012-13	19	17-2	426,347	22,439	2nd	
2013-14	18	16-2	472,550	26,253	1st	
2014-15	18	13-5	429,378	23,854	1st	
2015-16	17	13-4	367,068	21,592	2nd	
2016-17	21	17-4	444,809	21,181	2nd	includes 2 NIT games
Total	659	550-109	15,077,474	22,879		* NCAA records

SYRACUSE

The 30,000 Club

By Total

No.	Att.	Date	Opponent	Score
1.	35,446	2/1/14	Duke	W 91-89 OT
	35,446	2/14/15	Duke	L 72-80
NCAA on-campus record				
3.	35,012	2/23/13	Georgetown	L 46-57
4.	34,616	2/27/10	Villanova	W 95-77
5.	33,736	1/22/11	Villanova	L 72-83
6.	33,633	3/5/06	Villanova	L 82-92
7.	33,430	2/11/12	Connecticut	W 85-67
8.	33,205	3/3/12	Louisville	W 58-49
9.	33,199	2/5/05	Notre Dame	W 60-57
10.	33,071	3/9/03	Rutgers	W 83-74
11.	33,048	3/3/91	Georgetown	W 62-58
12.	33,015	3/4/90	Georgetown	W 89-78 OT
13.	32,996	2/23/92	Georgetown	L 68-72
14.	32,944	3/7/04	Connecticut	W 67-56
15.	32,820	2/10/90	Connecticut	W 90-86
16.	32,804	2/26/05	Providence	W 91-66
17.	32,763	2/24/91	Pittsburgh	W 89-68
18.	32,747	2/17/90	Notre Dame	L 65-66
19.	32,683	3/5/89	Georgetown	W 82-76 OT
20.	32,633	1/19/91	Seton Hall	W 78-64
21.	32,602	2/22/87	Georgetown	L 71-72
22.	32,589	2/10/96	Georgetown	W 85-64
23.	32,529	1/6/90	Villanova	L 74-93
24.	32,520	2/1/85	Villanova	W 92-79
25.	32,492	3/6/88	Pittsburgh	L 84-85
26.	32,485	2/23/85	St. John's	L 83-88
27.	32,475	2/23/86	Georgetown	W 64-63
28.	32,419	1/24/88	Georgetown	L 68-69
29.	32,401	1/20/90	Providence	L 86-87
30.	32,397	2/8/86	Notre Dame	L 81-85
31.	32,382	1/22/83	St. John's	L 57-68
32.	32,376	2/17/07	Connecticut	W 73-63
33.	32,325	2/11/89	St. John's	W 92-69
34.	32,235	12/10/84	N. Carolina	L 64-87
35.	32,229	1/28/85	Georgetown	W 65-63
36.	32,166	2/15/03	Notre Dame	W 82-80
37.	32,165	2/1/86	St. John's	W 68-64
38.	32,121	1/11/14	North Carolina	W 57-45
39.	32,096	1/28/89	Providence	W 100-96
40.	32,064	1/11/86	Pittsburgh	W 78-68
41.	32,037	1/7/89	Seton Hall	W 90-66
42.	31,992	1/5/91	Villanova	L 66-76
43.	31,841	2/14/09	Georgetown	W 98-94
44.	31,825	2/2/91	Boston College	W 99-87
45.	31,621	1/31/88	Michigan	W 89-71
46.	31,572	2/15/14	NC State	W 56-55
47.	31,560	2/12/94	Kentucky	W 93-85
48.	31,347	1/24/04	Pittsburgh	L 45-66
49.	31,327	2/16/08	Georgetown	W 77-70
	31,327	1/10/83	Georgetown	L 67-92
51.	31,211	2/12/95	Connecticut	L 70-77
52.	31,190	2/18/06	Louisville	W 79-66
53.	31,173	3/2/13	Louisville	L 53-58
54.	31,143	2/26/95	Georgetown	L 78-81
55.	31,110	2/28/87	Boston College	W 87-63
56.	31,053	2/14/10	Louisville	L 60-66
57.	31,009	2/27/00	Georgetown	W 67-52
58.	30,877	2/15/92	Notre Dame	L 98-101
59.	30,799	2/19/83	Boston College	W 108-88
60.	30,758	1/30/84	Georgetown	L 67-80
61.	30,695	2/26/89	Kentucky	W 89-73
62.	30,677	1/24/15	Miami	L 62-66
63.	30,616	2/14/87	Louisville	W 99-72
64.	30,554	1/9/88	Seton Hall	W 84-82
65.	30,529	1/24/87	St. John's	W 64-63
66.	30,460	2/11/88	St. John's	W 82-68
67.	30,448	3/4/17	Georgia Tech	W 90-61
68.	30,428	2/1/92	Seton Hall	W 70-67
69.	30,407	1/10/90	St. John's	W 81-72
70.	30,367	2/28/99	Connecticut	L 58-70
71.	30,356	2/25/84	Pittsburgh	W 66-65
72.	30,331	2/22/17	Duke	W 78-75
73.	30,303	2/1/03	Pittsburgh	W 67-65
74.	30,293	1/21/84	Boston College	W 75-73
75.	30,205	3/6/94	Georgetown	W 81-75
76.	30,144	2/21/15	Pittsburgh	L 61-65
77.	30,139	2/1/88	Villanova	W 71-69
78.	30,136	1/19/85	Connecticut	L 68-70
79.	30,049	12/2/90	Temple	W 73-56
80.	30,046	1/18/14	Pittsburgh	W 59-54
81.	30,023	1/23/90	Pittsburgh	W 83-74
82.	30,021	1/17/09	Notre Dame	W 93-74

By Season

Date	Opponent	Score	SU-OPP	Att.
1982-83				
1/10/83	Georgetown	L	67-92	31,327
1/22/83	St. John's	L	57-68	32,382
2/19/83	Boston College	W	108-88	30,799
1983-84				
1/21/84	Boston College	W	75-73	30,293
1/30/84	Georgetown	L	67-80	30,758
2/25/84	Pittsburgh	W	66-65	30,356
1984-85				
12/10/84	N. Carolina	L	64-87	32,235
1/19/85	Connecticut	L	68-70	30,136
1/28/85	Georgetown	W	65-63	32,229
2/1/85	Villanova	W	92-79	32,520
2/23/85	St. John's	L	83-88	32,485
1985-86				
1/11/86	Pittsburgh	W	78-68	32,064
2/1/86	St. John's	W	68-64	32,165
2/8/86	Notre Dame	L	81-85	32,397
2/23/86	Georgetown	W	64-63	32,475
1986-87				
1/24/87	St. John's	W	64-63	30,529
2/14/87	Louisville	W	99-72	30,616
2/22/87	Georgetown	L	71-72	32,602
2/28/87	Boston College	W	87-63	31,110
1987-88				
1/9/88	Seton Hall	W	84-82	30,554
1/24/88	Georgetown	L	68-69	32,419
1/31/88	Michigan	W	89-71	31,621
2/1/88	Villanova	W	71-69	30,139
2/11/88	St. John's	W	82-68	30,460
3/6/88	Pittsburgh	L	84-85	32,492
1988-89				
1/7/89	Seton Hall	W	90-66	32,037
1/28/89	Providence	W	100-96	32,096
2/11/89	St. John's	W	92-69	32,325
2/26/89	Kentucky	W	89-73	30,695
3/5/89	Georgetown	W	82-76 OT	32,683
1989-90				
1/6/90	Villanova	L	74-93	32,529
1/10/90	St. John's	W	81-72	30,407
1/20/90	Providence	L	86-87	32,401
1/23/90	Pittsburgh	W	83-74	30,023
2/10/90	Connecticut	W	90-86	32,820
2/17/90	Notre Dame	L	65-66	32,747
3/4/90	Georgetown	W	89-78 OT	33,015
1990-91				
12/2/90	Temple	W	73-56	30,049
1/5/91	Villanova	L	66-76	31,992
1/19/91	Seton Hall	W	78-64	32,633
2/2/91	Boston College	W	99-87	31,825
2/24/91	Pittsburgh	W	89-68	32,763
3/3/91	Georgetown	W	62-58	33,048
1991-92				
2/1/92	Seton Hall	W	70-67	30,428
2/15/92	Notre Dame	L	98-101	30,877
2/23/92	Georgetown	L	68-72	32,996
1993-94				
2/12/94	Kentucky	W	93-85	31,560
3/6/94	Georgetown	W	81-75	30,205
1994-95				
2/12/95	Connecticut	L	70-77	31,211
2/26/95	Georgetown	L	78-81	31,143
1995-96				
2/10/96	Georgetown	W	85-64	32,589
1998-99				
2/28/99	Connecticut	L	58-70	30,367
1999-2000				
2/27/00	Georgetown	W	67-52	31,009
2002-03				
2/1/03	Pittsburgh	W	67-65	30,303
2/15/03	Notre Dame	W	82-80	32,166
3/9/03	Rutgers	W	83-74	33,071
2003-04				
1/24/04	Pittsburgh	L	45-66	31,347
3/7/04	Connecticut	W	67-56	32,944
2004-05				
2/5/05	Notre Dame	W	60-57	33,199
2/26/05	Providence	W	91-66	32,804
2005-06				
2/18/06	Louisville	W	79-66	31,190
3/5/06	Villanova	L	82-92	33,633



35,446

Syracuse vs. Duke February 1, 2014

2006-07				
2/17/07	Connecticut	W	73-63	32,376
2007-08				
2/16/08	Georgetown	W	77-70	31,327
2008-09				
1/17/09	Notre Dame	W	93-74	30,021
2/14/09	Georgetown	W	98-94	31,841
2009-10				
2/14/10	Louisville	L	60-66	31,053
2/27/10	Villanova	W	95-77	34,616
2010-11				
1/22/11	Villanova	L	72-83	33,736
2011-12				
2/11/12	Connecticut	W	85-67	33,430
3/3/12	Louisville	W	58-49	33,205
2012-13				
2/23/13	Georgetown	L	46-57	35,012
3/2/13	Louisville	L	53-58	31,173
2013-14				
1/11/14	North Carolina	W	57-45	32,121
1/18/14	Pittsburgh	W	59-54	30,046
2/1/14	Duke	W	91-89 OT	35,446
2/15/14	NC State	W	56-55	31,572
2014-15				
1/24/15	Miami	L	62-66	30,677
2/14/15	Duke	L	72-80	35,446
2/21/15	Pittsburgh	L	61-65	30,144
2016-17				
2/22/17	Duke	W	78-75	30,331
3/4/17	Georgia Tech	W	90-61	30,448

By School

Opponent	30,000 +
1. Georgetown	17
2. Pittsburgh	9
3. Connecticut	7
St. John's	7
Villanova	7
6. Notre Dame	6
7. Louisville	5
8. Boston College	4
Seton Hall	4
10. Duke	3
Providence	3
12. Kentucky	2
North Carolina	2
14. Georgia Tech	1
Miami	1
Michigan	1
NC State	1
Rutgers	1
Temple	1

SU 30,000+ Record
54-28 (.659)

SYRACUSE

NCAA Attendance Rankings



Syracuse has hosted the largest on-campus crowd of the college basketball campaign for 37 consecutive seasons. In 2016-17, the Orange had 30,448 on hand for a pairing with ACC-rival Duke.

NCAA Attendance Rankings

Since the Carrier Dome first welcomed college basketball fans in the 1980-81 season, Syracuse has led the NCAA in home attendance average 14 times -- most recently in 2014-15. The program has earned the runner-up spot on 18 occasions.

SU's faithful put together a remarkable streak of 11 consecutive national attendance championships, from 1983-84 through 1994-95. Syracuse averaged more than 29,000 in 1989-90 and 1990-91. The Orange has not finished lower than fourth since the Dome opened.

1980-81 (17-3)

Rank	School	G	Attendance	Avg.
1.	Kentucky	15	354,996	23,666
2.	Brigham Young	13	292,580	22,506
3.	New Mexico	17	288,531	16,972
4.	SYRACUSE	20	328,796	16,440
5.	Indiana	17	271,413	15,965

1981-82 (11-6)

Rank	School	G	Attendance	Avg.
1.	Kentucky	16	371,093	23,193
2.	Brigham Young	16	339,586	21,224
3.	SYRACUSE	17	320,461	18,851
4.	New Mexico	16	264,748	16,547
5.	Minnesota	15	240,588	16,039

1982-83 (14-2)

Rank	School	G	Attendance	Avg.
1.	Kentucky	15	356,776	23,785
2.	SYRACUSE	16	326,413	20,401
3.	Brigham Young	15	303,957	20,264
4.	New Mexico	15	247,969	16,531
5.	Louisville	15	246,617	16,441

1983-84 (14-3)

Rank	School	G	Attendance	Avg.
1.	Kentucky	16	380,453	23,778
2.	SYRACUSE	17	380,465	22,380
3.	Brigham Young	15	321,714	21,448
4.	Louisville	15	246,818	16,455
5.	Indiana	15	239,546	15,970

1984-85 (13-2)

Rank	School	G	Attendance	Avg.
1.	SYRACUSE	15	388,049	25,870
2.	Kentucky	14	320,926	22,923
3.	Louisville	19	343,572	18,083
4.	New Mexico	20	324,953	16,248
5.	Indiana	19	300,286	15,805

1985-86 (17-2)

Rank	School	G	Attendance	Avg.
1.	SYRACUSE	19	498,850	26,255
2.	Kentucky	19	426,740	22,460
3.	Louisville	18	346,782	19,266
4.	New Mexico	18	306,908	17,050
5.	Brigham Young	16	265,158	16,572

1986-87 (17-2)

Rank	School	G	Attendance	Avg.
1.	SYRACUSE	19	474,214	24,959
2.	Kentucky	16	365,771	22,861
3.	North Carolina	13	261,940	20,149
4.	Brigham Young	14	265,140	18,939
5.	Louisville	17	302,693	18,864

1987-88 (13-3)

Rank	School	G	Attendance	Avg.
1.	SYRACUSE	16	461,223	28,826
2.	Kentucky	17	393,725	23,160
3.	Tennessee	16	333,175	20,823
4.	North Carolina	11	223,146	20,286
5.	Brigham Young	18	363,602	20,200

1988-89 (18-1)

Rank	School	G	Attendance	Avg.
1.	SYRACUSE	19	537,949	28,313
2.	Kentucky	14	306,524	21,895
3.	Louisville	15	290,876	19,392
4.	Tennessee	15	289,690	19,313
5.	North Carolina	14	258,394	18,457

1989-90 (13-3)

Rank	School	G	Attendance	Avg.
1.	SYRACUSE	16	478,686	29,918
2.	Kentucky	16	365,967	22,873
3.	North Carolina	13	257,471	19,805
4.	Louisville	14	270,865	19,348
5.	Brigham Young	15	286,779	19,119

1990-91 (16-1)

Rank	School	G	Attendance	Avg.
1.	SYRACUSE	17	497,179	29,246
2.	Kentucky	14	331,404	23,672
3.	North Carolina	13	273,178	21,014
4.	Louisville	15	286,509	19,101
5.	UNLV	13	242,554	18,658

1991-92 (14-3)

Rank	School	G	Attendance	Avg.
1.	SYRACUSE	17	460,752	27,103
2.	Kentucky	17	396,688	23,335
3.	North Carolina	15	297,067	19,804
4.	Louisville	15	286,811	19,121
5.	Brigham Young	15	264,869	17,658

1992-93 (12-4)

Rank	School	G	Attendance	Avg.
1.	SYRACUSE	16	405,620	25,351
2.	Kentucky	16	382,869	23,929
3.	Brigham Young	14	296,596	21,185
4.	North Carolina	12	251,428	20,952
5.	Louisville	16	293,043	18,315

1993-94 (16-1)

Rank	School	G	Attendance	Avg.
1.	SYRACUSE	17	419,039	24,649
2.	Kentucky	14	326,474	23,320
3.	North Carolina	15	306,557	20,437
4.	Arkansas	16	322,146	20,134
5.	Louisville	15	289,839	19,323

1994-95 (14-2)

Rank	School	G	Attendance	Avg.
1.	SYRACUSE	16	387,925	24,245
2.	Kentucky	13	309,477	23,806
3.	North Carolina	13	276,004	21,231
4.	Arkansas	15	301,212	20,081
5.	Brigham Young	14	263,730	18,838

1994-95 home game with George Washington was played in Manly Field House and is not included.

NCAA Attendance Rankings

1995-96 (15-1)

Rank	School	G	Attendance	Avg.
1.	Kentucky	13	310,4633	23,895
2.	SYRACUSE	16	363,653	22,728
3.	North Carolina	12	250,949	20,912
4.	Louisville	14	273,754	19,554
5.	Arkansas	18	346,698	19,261

1996-97 (9-7)

Rank	School	G	Attendance	Avg.
1.	Kentucky	13	309,457	23,804
2.	SYRACUSE	16	346,748	21,672
3.	North Carolina	12	246,926	20,577
4.	Louisville	14	274,272	19,591
5.	Arkansas	17	309,332	18,196

1997-98 (12-4)

Rank	School	G	Attendance	Avg.
1.	Kentucky	12	287,354	23,946
2.	SYRACUSE	16	337,976	21,124
3.	North Carolina	13	272,556	20,966
4.	Arkansas	15	291,089	19,406
5.	Louisville	14	261,364	18,669

1998-99 (9-7)

Rank	School	G	Attendance	Avg.
1.	Kentucky	13	303,771	23,367
2.	SYRACUSE	16	332,801	20,800
3.	North Carolina	14	270,307	19,308
4.	Louisville	14	266,767	19,055
5.	Arkansas	16	292,704	18,294

1999-00 (17-1)

Rank	School	G	Attendance	Avg.
1.	Kentucky	14	314,267	22,448
2.	SYRACUSE	18	374,526	20,807
3.	North Carolina	12	241,953	20,163
4.	Louisville	15	287,695	19,180
5.	Ohio State	17	317,936	18,702

2000-01 (15-2)

Rank	School	G	Attendance	Avg.
1.	Kentucky	12	261,435	21,786
2.	North Carolina	14	291,705	20,836
3.	SYRACUSE	17	327,789	19,282
4.	Ohio State	17	298,172	17,540
5.	Louisville	15	261,642	17,443

2001-02 (15-4)

Rank	School	G	Attendance	Avg.
1.	Kentucky	15	315,203	21,014
2.	Louisville	19	359,655	18,929
3.	Indiana	11	189,013	17,183
4.	SYRACUSE	19	323,438	17,023
5.	Ohio State	17	282,250	16,603

2002-03 (17-0)

Rank	School	G	Attendance	Avg.
1.	Kentucky	13	289,526	22,271
2.	SYRACUSE	17	355,663	20,921
3.	Louisville	18	342,672	19,037
4.	North Carolina	18	336,384	18,688
5.	Maryland	16	281,057	17,566

2003-04 (14-3)

Rank	School	G	Attendance	Avg.
1.	Kentucky	13	295,227	22,710
2.	SYRACUSE	17	371,018	21,825
3.	North Carolina	14	291,223	20,802
4.	Louisville	15	291,643	19,443
5.	Maryland	16	287,200	17,950

2004-05 (16-2)

Rank	School	G	Attendance	Avg.
1.	SYRACUSE	18	413,605	22,987
2.	Kentucky	15	337,796	22,520
3.	North Carolina	15	307,840	20,522
4.	Louisville	17	318,688	18,746
5.	Wisconsin	16	274,272	17,142

2005-06 (14-5)

Rank	School	G	Attendance	Avg.
1.	Kentucky	15	341,445	22,764
2.	SYRACUSE	19	410,153	21,587
3.	North Carolina	17	344,071	20,239
4.	Louisville	22	402,963	18,316
5.	Tennessee	15	269,310	17,954

2006-07 (18-4)

Rank	School	G	Attendance	Avg.
1.	Kentucky	16	374,737	23,421
2.	SYRACUSE	22	473,353	21,516
3.	North Carolina	17	351,785	20,693
4.	Tennessee	16	314,571	19,661
5.	Louisville	20	369,763	18,488

2007-08 (16-6)

Rank	School	G	Attendance	Avg.
1.	Kentucky	18	405,964	22,554
2.	North Carolina	16	327,953	20,497
3.	SYRACUSE	22	447,587	20,345
4.	Tennessee	16	324,274	20,267
5.	Louisville	17	331,184	19,481

2008-09 (16-3)

Rank	School	G	Attendance	Avg.
1.	Kentucky	19	422,547	22,239
2.	SYRACUSE	19	399,841	21,044
3.	North Carolina	15	315,519	21,035
4.	Tennessee	15	307,239	20,483
5.	Louisville	18	349,142	19,397

2009-10 (17-2)

Rank	School	G	Attendance	Avg.
1.	Kentucky	18	433,898	24,111
2.	SYRACUSE	19	420,890	22,152
3.	Louisville	19	368,537	19,397
4.	Tennessee	16	306,680	19,168
5.	North Carolina	19	337,934	17,786

2010-11 (16-3)

Rank	School	G	Attendance	Avg.
1.	Kentucky	15	354,046	23,603
2.	SYRACUSE	19	423,924	22,312
3.	Louisville	21	458,463	21,832
4.	North Carolina	15	287,155	19,144
5.	Tennessee	18	341,130	18,952

2011-12 (19-0)

Rank	School	G	Attendance	Avg.
1.	Kentucky	18	426,978	23,721
2.	SYRACUSE	19	448,736	23,618
3.	Louisville	20	430,052	21,503
4.	North Carolina	18	362,867	20,159
5.	Wisconsin	18	309,255	17,181

2012-13 (17-2)

Rank	School	G	Attendance	Avg.
1.	Kentucky	18	415,775	23,099
2.	SYRACUSE	19	426,347	22,439
3.	Louisville	16	345,129	21,571
4.	North Carolina	16	309,603	19,350
5.	Indiana	19	330,832	17,412

2013-14 (16-2)

Rank	School	G	Attendance	Avg.
1.	SYRACUSE	18	472,550	26,253
2.	Kentucky	18	413,350	22,964
3.	Louisville	18	383,070	21,282
4.	North Carolina	18	324,458	18,025
5.	Creighton	18	286,329	17,896

2014-15 (13-5)

Rank	School	G	Attendance	Avg.
1.	SYRACUSE	18	429,378	23,854
2.	Kentucky	19	447,874	23,572
3.	Louisville	19	406,338	21,386
4.	North Carolina	15	293,723	19,582
5.	Wisconsin	16	276,465	17,279

2015-16 (13-4)

Rank	School	G	Attendance	Avg.
1.	Kentucky	17	397,148	23,362
2.	SYRACUSE	17	367,068	21,592
3.	Louisville	19	396,333	20,860
4.	North Carolina	16	293,219	18,326
5.	Maryland	17	303,676	17,863

2016-17 (17-4)

Rank	School	G	Attendance	Avg.
1.	Kentucky	17	398,850	23,462
2.	SYRACUSE	21	444,809	21,181
3.	Louisville	17	354,390	20,846
4.	North Carolina	16	289,075	18,067
5.	Creighton	17	296,013	17,413

College Basketball's Largest On-Campus Crowds 1980-2017

Year	Game	Att.
1980-81	Connecticut at Syracuse	26,257
1981-82	St. John's at Syracuse	27,318
1982-83	St. John's at Syracuse	32,382
1983-84	Georgetown at Syracuse	30,758
1984-85	Villanova at Syracuse	32,520
1985-86	Georgetown at Syracuse	32,475
1986-87	Georgetown at Syracuse	32,602
1987-88	Pittsburgh at Syracuse	32,492
1988-89	Georgetown at Syracuse	32,683
1989-90	Georgetown at Syracuse	33,015
1990-91	Georgetown at Syracuse	33,048
1991-92	Georgetown at Syracuse	32,996
1992-93	St. John's at Syracuse	29,130
1993-94	Kentucky at Syracuse	31,560
1994-95	Connecticut at Syracuse	31,211
1995-96	Georgetown at Syracuse	32,589
1996-97	Georgetown at Syracuse	29,877
1997-98	Georgetown at Syracuse	27,726
1998-99	Connecticut at Syracuse	30,367
1999-00	Georgetown at Syracuse	31,009
2000-01	Seton Hall at Syracuse	29,453
2001-02	Georgetown at Syracuse	29,295
2002-03	Rutgers at Syracuse	33,071
2003-04	Connecticut at Syracuse	32,944
2004-05	Notre Dame at Syracuse	33,199
2005-06	Villanova at Syracuse	33,633
2006-07	Connecticut at Syracuse	32,376
2007-08	Georgetown at Syracuse	31,327
2008-09	Georgetown at Syracuse	31,841
2009-10	Villanova at Syracuse	34,616
2010-11	Villanova at Syracuse	33,736
2011-12	Connecticut at Syracuse	33,340
2012-13	Georgetown at Syracuse	35,012
2013-14	Duke at Syracuse	35,446
2014-15	Duke at Syracuse	35,446
2015-16	Pittsburgh at Syracuse	28,696
2016-17	Duke at Syracuse	30,448

Syracuse Dome Records



With nine 3-pointers against Notre Dame in 2014, Trevor Cooney tied the Syracuse Dome standard.



Hakim Warrick set the Syracuse Dome record for free throws made (18) and attempted (22) against Rhode Island in 2003.

Syracuse Team Game

Points		
135	U.S. International	12/14/1988
129	C.W. Post	12/19/1989
Point Total (both teams)		
228	Syracuse 135, U.S. Intern. 93	12/14/1988
Fewest Points Scored		
46	Georgetown	2/23/2013
Points Scored, One Half		
70	C.W. Post (1st)	12/19/1990
70	U.S. International (1st)	12/14/1988
Fewest Points Scored, One Half		
19	Louisville (1st)	3/2/2013
19	Rutgers (1st)	3/3/2009
19	NC-Asheville (2nd)	11/15/1997
19	Canisius (1st)	12/4/1984
Field Goals Made		
54	U.S. International	12/14/1988
Field Goals Attempted		
102	Seton Hall	2/4/1981
Field Goal Pct.		
.758	East Tennessee State (47-62)	12/15/2007
3-pt Field Goals Made		
15	Georgia Tech	3/4/2017
15	Eastern Michigan	12/19/2016
15	East Tennessee State	12/15/2007
3-pt Field Goals Attempted		
39	Villanova	2/22/2009
37	Notre Dame	2/15/1992
3-pt Field Goal Pct. (min. 10 att.)		
.818	NC-Greensboro (9-11)	11/22/1997
.818	UNLV (9-11)	12/18/1996
Free Throws Made		
31	Robert Morris	12/19/1994
31	Eastern Kentucky	12/6/1991
31	Villanova	1/3/1984
31	Iona	12/4/1983
Free Throws Made (overtime)		
34	Rutgers	2/19/2011
Free Throws Attempted		
49	Villanova	1/6/1990
48	Siena	1/2/1988
Free Throw Pct. (min. 10 made)		
1.000	Duquesne (17-17)	12/3/1983
Rebounds		
69	U.S. International	12/14/1988
Fewest Rebounds		
22	Miami	1/11/1991
Assists		
37	Providence	1/22/1986
Turnovers		
27	Maryland-Baltimore County	12/15/1993
27	Virginia Commonwealth	12/5/1993
Fewest Turnovers		
4	Notre Dame	2/15/2003
Blocked Shots		
20	Miami	1/11/1992
16	Illinois-Chicago	12/21/2005
16	Colgate	11/28/2001
Steals		
22	Rutgers	1/2/2002
22	St. Francis (PA)	12/30/1988
Fouls		
34	Navy (NCAA)	3/16/1986
34	George Washington	11/16/1995
Fewest Personal Fouls		
6	West Virginia	2/20/2006
Largest Attendance		
35,446	Duke	2/14/2015; 2/1/2014

Syracuse Individual Game

Points Scored		
40	Gene Waldron vs. Iona	12/4/1983
Points Scored, One Half		
28	G. McNamara (2nd) vs. Charlotte	11/26/2003
26	Demetris Nichols (2nd) vs. St. John's	1/2/2008
26	Gene Waldron vs. Iona	12/4/1983
Field Goals Made		
14	Demetris Nichols vs. St. John's	2/11/2007
14	Billy Edelin vs. Canisius	12/30/2003
14	Billy Owens vs. Boston College	2/2/1991
14	Sherman Douglas vs. Morehead St.	12/28/1987
Field Goal Attempts		
27	Demetris Nichols vs. Connecticut	1/16/2006
25	C.J. Fair vs. Georgia Tech	3/4/2014
24	Andrew White III vs. Louisville (OT)	2/13/2017
24	Dwayne Washington vs. Notre Dame	2/8/1986
Field Goal Pct. (min. 10 att.)		
1.000	Erich Santifer (10-10) vs. Cornell	11/29/1982
3-pt. Field Goals Made		
9	Trevor Cooney vs. Notre Dame	2/3/2014
9	Andy Rautins vs. Coppin State	12/22/2009
8	Andrew White vs. Georgia Tech	3/4/2017
8	Michael Gbinije vs. NC State	2/27/2016
8	Gerry McNamara vs. Davidson	12/18/2005
8	Gerry McNamara vs. Charlotte	11/26/2003
8	Preston Shumpert vs. Connecticut	2/19/2001
3-pt. Field Goals Attempted		
16	Andy Rautins vs. Coppin State	12/22/2008
16	Donte Greene vs. Georgetown	2/16/2008
16	Marius Janulis vs. Miami	1/18/1998
3-pt. Field Goal Pct. (min. 5 att.)		
1.000	Brandon Triche (6-6) vs. Oakland	12/22/2009
.857	Jonny Flynn (6-7) vs. Siena	11/12/2007
.857	Adrian Autry (6-7) vs. Pittsburgh	3/6/1993
.857	Matt Roe (6-7) vs. U.S. Intern.	12/14/1988
.857	Matt Roe (6-7) vs. La. Tech	12/4/1988
Free Throws Made		
18	Hakim Warrick vs. Rhode Island	11/30/2003
15	Hakim Warrick vs. St. John's	2/23/2005
Free Throws Attempted		
22	Hakim Warrick vs. Rhode Island	11/30/2003
19	Dave Johnson vs. E. Kentucky	12/6/1991
Free Throw Pct. (min. 11 att.)		
1.000	J. Southerland (11-11) vs. DePaul	3/6/2013
1.000	Gerry McNamara (11-11) vs. Notre Dame	2/5/2005
1.000	Preston Shumpert (11-11) vs. Pittsburgh	2/10/2002
Rebounds		
23	Dan Schayes vs. Georgetown	2/9/1981
Assists		
22	Sherman Douglas vs. Providence	1/28/1989
16	Michael Carter-Williams vs. Monmouth	12/8/2012
Turnovers		
10	Michael Brown vs. Providence	2/12/1985
9	Billy Owens vs. Charlotte	12/8/1990
Blocked Shots		
*10	Fab Melo vs. Seton Hall	12/28/2011
9	Etan Thomas vs. Pittsburgh	2/16/2000
9	Etan Thomas vs. Fla. Atlantic	11/22/1999
9	Etan Thomas vs. Connecticut	1/24/1998
Steals		
10	Todd Burgan vs. Colgate	11/30/1997
9	DeShaun Williams vs. Boston College	3/3/2002
9	James Theus vs. Rutgers	1/2/2002

*statistics vacated by NCAA sanctions

Opponent Dome Records

Team Game

Points Scored

107 Massachusetts 11/28/2007

Fewest Points Scored

35 Colgate 12/10/2005

Points Scored, One Half

65 Navy (2nd) (NCAA) 3/16/1986

Fewest Points Scored, One Half

8 Colgate (1st) 12/11/2010

Field Goals Made

40 Providence 2/5/1983

Field Goals Attempted

102 U.S. International 12/14/1988

Field Goal Pct.

.686 Maryland (35-51) 12/6/1980

Free Throws Made

43 Villanova 1/6/1990

41 Navy (NCAA) 3/16/1986

41 Notre Dame 2/8/1986

Free Throws Attempted

52 Navy (NCAA) 3/16/1986

Free Throw Pct. (min. 15 att.)

1.000 Boston College (18-18) 12/30/1992

3-pt Field Goals Made

16 Boston University 12/10/2016

16 Robert Morris (NIT) 3/18/2008

3-pt Field Goals Attempted

41 Boston University 12/10/2016

41 Robert Morris (NIT) 3/18/2008

41 St. John's 2/18/2003

3-pt Field Goal Pct. (min. 10 att.)

.667 Rhode Island (12-18) 12/8/2007

.667 Seton Hall (10-15) 12/12/1998

Rebounds

55 Rhode Island 11/30/2003

Fewest Rebounds

15 Princeton 12/4/1982

Assists

28 North Carolina 12/10/1983

Steals

18 Georgetown 3/1/1998

18 Wagner 12/19/1992

Blocked Shots

16 Connecticut 1/16/2006

Turnovers

39 Wagner 12/19/1992

Fewest Turnovers

4 Seton Hall 2/10/2001

Personal Fouls

34 St. Bonaventure 12/17/1987

Fewest Personal Fouls

8 Colgate 11/30/2009

8 South Florida 12/4/1987

Disqualifications

4 three times; most recent, Princeton
12/17/1994

Individual Game

Points Scored

35 Felipe Lopez, St. John's 1/17/1995

35 David Robinson, Navy (NCAA) 3/16/1986

Points Scored (overtime)

41 Quincy Douby, Rutgers 2/1/2006
(had 36 in regulation)

Points Scored, One Half

26 David Robinson (2nd), Navy 3/16/1986
(NCAA)

Field Goals Made

14 Mike McGee, Michigan (NIT) 3/19/1981

Field Goals Made (overtime)

15 Quincy Douby, Rutgers 2/1/2006

Field Goal Attempts

28 Kirk Lee, Towson State 12/16/1990

Field Goal Attempts (overtime)

32 Quincy Douby, Rutgers 2/1/2006

Field Goal Pct. (min. 10 att.)

.917 Matt Palazzi (11-12), Providence 1/28/1989

3-pt. Field Goals Made

10 Cedric Hankerson, Boston U. 12/10/2016

10 Brendan Plavich, Charlotte 11/26/2003

3-pt. Field Goals Attempted

20 Cedric Hankerson, Boston U. 12/10/2016

20 Elijah Ingram, St. John's 2/18/2003

3-pt. Field Goal Pct. (min. 5 att.)

.800 Luke Hancock (4-5), Louisville 3/2/2013

.714 Kenny Walls (5-7), Boston College 3/3/2002

.714 Vershaw Merk (5-7), Wisconsin 11/13/1999

Free Throws Made

21 David Robinson, Navy (NCAA) 3/16/1986

Free Throws Attempted

27 David Robinson, Navy (NCAA) 3/16/1986

Free Throw Pct. (min. 10 att.)

1.000 Zendon Hamilton (10-10),
St. John's 12/5/1995

Rebounds

17 Adonal Foyle, Colgate 12/22/1996

17 Patrick Ewing, Georgetown 1/28/1985

16 Mike Glover, Iona 12/18/2010

Assists

14 Shaheen Holloway, Seton Hall 2/7/1998

14 Darrelle Porter, Pittsburgh 1/23/1990

Steals

10 Marcus Hatten, St. John's 2/18/2003


Blocked Shots

8 Hilton Armstrong, Connecticut 1/16/2006

Turnovers

10 Ken Bantum, Cornell 11/29/1983

10 Darren Burnett, Columbia 11/29/1980



Navy's David Robinson owns the Carrier Dome opponent records for free throws attempted (27) and made (21).

(photo courtesy of Navy sports information)



Quincy Douby from Rutgers had 41 points, including 36 in regulation, on February 1, 2006.

SYRACUSE

Syracuse Number Ones



Tyler Lydon
2017 - 24th Overall
Utah Jazz



Malachi Richardson
2016 - 22nd Overall
Charlotte Hornets



Chris McCullough
2015 - 29th Overall
Brooklyn Nets



Tyler Ennis
2014 - 18th Overall
Phoenix Suns



Michael Carter-Williams
2013 - 11th Overall
Philadelphia 76ers



Dion Waiters
2012 - 4th Overall
Cleveland Cavaliers



Fab Melo
2012 - 22nd Overall
Boston Celtics

Syracuse's 24 First-Round Draft Picks

Player	Team	Year	Pick	Position
Derrick Coleman	New Jersey Nets	1990	*1	Forward
Dave Bing	Detroit Pistons	1966	2	Guard
Carmelo Anthony	Denver Nuggets	2003	*3	Forward
Billy Owens	Sacramento Kings	1991	*3	Forward
Dion Waiters	Cleveland Cavaliers	2012	*4	Guard
Wesley Johnson	Minnesota Timberwolves	2010	*4	Forward
Jonny Flynn	Minnesota Timberwolves	2009	*6	Guard
Rony Seikaly	Miami Heat	1988	9	Center
Michael Carter-Williams	Philadelphia 76ers	2013	*11	Guard
Etan Thomas	Dallas Mavericks	2000	12	Forward
Dwayne Washington	New Jersey Nets	1986	13	Guard
Dan Schayes	Utah Jazz	1981	13	Center
Leo Rautins	Philadelphia 76ers	1983	17	Guard/ Forward
Tyler Ennis	Phoenix Suns	2014	18	Guard
John Wallace	New York Knicks	1996	18	Forward
Hakim Warrick	Memphis Grizzlies	2005	19	Forward
Marty Byrnes	Phoenix Suns	1978	19	Forward
Fab Melo	Boston Celtics	2012	22	Center
Malachi Richardson	Charlotte Hornets	2016	22	Guard
LeRon Ellis	Los Angeles Clippers	1991	22	Forward
Tyler Lydon	Utah Jazz	2017	24	Forward
Dave Johnson	Portland Trailblazers	1992	26	Forward
Donte Greene	Memphis Grizzlies	2008	28	Forward
Chris McCullough	Brooklyn Nets	2015	29	Forward

* Lottery Picks



Wesley Johnson
2010 - 4th Overall
Minnesota Timberwolves




Jonny Flynn
2009 - 6th Overall
Minnesota Timberwolves

SYRACUSE

All-Time Draft Picks



Donte Greene
2008 - 28th Overall
Memphis Grizzlies



Hakim Warrick
2005 - 19th Overall
Memphis Grizzlies



Carmelo Anthony
2003 - 3rd Overall
Denver Nuggets



Etan Thomas
2000 - 12th Overall
Dallas Mavericks





John Wallace
1996 - 18th Overall
New York Knicks

Name	Pos.	Round	Pick	Team
1948				
Billy Gabor	G	T		Rochester Royals
Ed Stickel	G	T		Rochester Royals
1950				
Bob Savage	F	9		Syracuse Nationals
1951				
Jack Kiley	G	2	13	Fort Wayne Pistons
Tom Jockle	F	8	74	Syracuse Nationals
1952				
Edwin Miller	C	3	31	Milwaukee Hawks
Bob Roche	G	T		Syracuse Nationals
1953				
Franklin Reddout	F	3	23	Rochester Royals
1954				
Mel Besdin	F	8	69	Syracuse Nationals
1957				
Gary Clark	F	3	21	New York Knicks
Vince Cohen	G	3	23	Syracuse Nationals
Jim Brown	F	9	68	Syracuse Nationals
1959				
Jon Cincebox	C	3	19	Syracuse Nationals
1961				
Pete Chudy	F	10	88	Syracuse Nationals
1966				
Dave Bing	G	1	2	Detroit Pistons
1967				
Vaughn Harper	F	6	57	Detroit Pistons
Rick Dean	F	9	98	San Francisco Warriors
1968				
George Hicker	F	14	180	Atlanta Hawks
1971				
Bill Smith	C	3	42	Portland Trailblazers
1972				
Greg Kohls	G	7	99	Buffalo Braves
1973				
Mike Lee	G	11	168	Buffalo Braves
T=territorial pick				

Name	Pos.	Round	Pick	Team
1974				
Dennis DuVal	G	2	30	Washington Bullets
Fred Saunders	F	2	31	Phoenix Suns
1975				
Rudy Hackett	F	3	37	New Orleans Jazz
Jim Lee	G	5	79	Cleveland Cavaliers
1978				
Marty Byrnes	F	1	19	Phoenix Suns
1979				
Dale Shackleford	F	6	127	Phoenix Suns
1980				
Louis Orr	F	2	29	Indiana Pacers
Roosevelt Bouie	C	2	34	Dallas Mavericks
1981				
Dan Schayes	C	1	13	Utah Jazz
Eddie Moss	G	4	70	Dallas Mavericks
Marty Headd	G	9	198	New York Knicks
1983				
Leo Rautins	G/F	1	17	Philadelphia 76ers
Erich Santifer	F	3	55	Detroit Pistons
Tony Bruin	F	7	162	Philadelphia 76ers
1984				
Sean Kerins	F	7	155	New Jersey Nets
1986				
Dwayne Washington	G	1	13	New Jersey Nets
Rafael Addison	F	2	39	Phoenix Suns
Wendell Alexis	F	3	59	Golden State Warriors
1987				
Howard Triche	F	6	117	New York Knicks
1988				
Rony Seikaly	C	1	9	Miami Heat
1989				
Sherman Douglas	G	2	28	Miami Heat
1990				
Derrick Coleman	F	1	1	New Jersey Nets

SYRACUSE

All-Time Draft Picks



Dave Johnson
1992 - 26nd Overall
Portland Trailblazers

Billy Owens
1991 - 3rd Overall
Sacramento Kings

Leron Ellis
1991 - 22nd Overall
Los Angeles Clippers

Derrick Coleman
1990 - 1st Overall
New Jersey Nets

Rony Seikaly
1988 - 9th Overall
Miami Heat

Name	Pos.	Round	Pick	Team
1991				
Billy Owens	F	1	3	Sacramento Kings
LeRon Ellis	F	1	22	Los Angeles Clippers
1992				
Dave Johnson	F	1	26	Portland Trailblazers
1993				
Conrad McRae	F	2	38	Washington Bullets
1995				
Lawrence Moten	G	2	36	Vancouver Grizzlies
1996				
John Wallace	F	1	18	New York Knicks
2000				
Etan Thomas	F	1	12	Dallas Mavericks
Jason Hart	G	2	49	Milwaukee Bucks
2001				
Damone Brown	F	2	36	Philadelphia 76ers
2003				
Carmelo Anthony	F	1	3	Denver Nuggets
2005				
Hakim Warrick	F	1	19	Memphis Grizzlies
2007				
Demetris Nichols	F	2	53	Portland Trailblazers
2008				
Donte Greene	F	1	28	Memphis Grizzlies

Name	Pos.	Round	Pick	Team
2009				
Jonny Flynn	G	1	6	Minnesota Timberwolves
2010				
Wesley Johnson	F	1	4	Minnesota Timberwolves
Andy Rautins	G	2	38	New York Knicks
2012				
Dion Waiters	G	1	4	Cleveland Cavaliers
Fab Melo	C	1	22	Boston Celtics
Kris Joseph	F	2	51	Boston Celtics
2013				
Michael Carter-Williams	G	1	11	Philadelphia 76ers
2014				
Tyler Ennis	G	1	18	Phoenix Suns
Jerami Grant	F	2	39	Philadelphia 76ers
2015				
Chris McCullough	F	1	29	Brooklyn Nets
Rakeem Christmas	F	2	36	Minnesota Timberwolves
2016				
Malachi Richardson	G	1	22	Charlotte Hornets
Michael Gbinije	G	2	42	Detroit Pistons
2017				
Tyler Lydon	F	1	24	Utah Jazz

Data from:
Basketball-reference.com

SYRACUSE

All-Time Draft Picks



Dwayne Washington
1986 - 13th Overall
New Jersey Nets



Leo Rautins
1983 - 17th Overall
Philadelphia 76ers



Danny Schayes
1981 - 13th Overall
Utah Jazz




Marty Byrnes
1978 - 19th Overall
Phoenix Suns



Dave Bing
1966 - 2nd Overall
Detroit Pistons

Orange In The NBA



RAFAEL ADDISON

Year	Team	G	FG	FGA	Pct	3FG	3FGA	Pct	FT	FTA	Pct	REB	AVG	A	BLK	ST	PTS	AVG
1986-87	Phoenix	62	146	331	.441	16	50	.320	51	64	.797	106	1.7	45	7	27	359	5.8
1991-92	New Jersey	76	187	432	.433	14	49	.286	56	76	.737	165	2.9	68	28	26	444	5.8
1992-93	New Jersey	68	182	411	.443	7	34	.206	57	70	.814	132	1.9	53	11	23	428	6.2
1994-95	Detroit	79	279	586	.476	24	83	.289	74	99	.747	242	3.0	109	25	53	656	8.3
1995-96	Charlotte	53	77	165	.467	0	9	.000	17	22	.773	90	1.7	30	9	9	171	3.2
1996-97	Charlotte	41	49	122	.402	8	20	.400	22	28	.786	45	1.1	34	3	8	128	3.1
Totals		379	920	2,047	.449	69	245	.282	277	359	.771	780	2.1	339	83	146	2,186	5.4



CARMELO ANTHONY (active with the Oklahoma City Thunder)

Year	Team	G	FG	FGA	Pct	3FG	3FGA	Pct	FT	FTA	Pct	REB	AVG	A	BLK	ST	PTS	AVG
2003-04	Denver	82	624	1,465	.426	69	214	.322	408	525	.777	498	6.1	227	41	97	1,725	21.0
2004-05	Denver	75	530	1,230	.431	42	158	.266	456	573	.796	426	5.7	194	30	68	1,558	20.8
2005-06	Denver	80	756	1,572	.481	37	152	.243	573	709	.808	395	5.6	216	42	88	2,122	26.5
2006-07	Denver	65	691	1,453	.476	40	149	.260	459	568	.808	391	6.0	249	23	77	1,881	28.9
2007-08	Denver	77	728	1,481	.492	58	164	.354	464	590	.786	571	7.4	259	39	98	1,978	25.7
2008-09	Denver	66	535	1,207	.443	63	170	.371	371	468	.793	450	6.8	222	24	75	1,504	22.8
2009-10	Denver	69	688	1,502	.458	59	187	.316	508	612	.801	454	6.6	222	30	88	1,943	28.2
2010-11	Denver	50	437	967	.452	42	126	.333	343	417	.823	382	7.6	140	31	43	1,259	25.2
2010-11	New York	27	247	536	.461	53	125	.424	164	188	.872	181	6.7	81	15	25	711	26.3
2011-12	New York	55	441	1,025	.430	68	203	.335	295	367	.804	344	6.3	200	24	62	1,245	22.6
2012-13	New York	67	669	1,489	.499	157	414	.379	425	512	.830	460	6.9	171	32	52	1,920	28.7
2013-14	New York	77	743	1,643	.452	167	415	.402	459	541	.848	622	8.1	242	51	95	2,112	27.4
2014-15	New York	40	358	806	.444	61	179	.341	189	237	.797	264	6.6	122	17	40	966	24.2
2015-16	New York	72	567	1,307	.434	105	310	.339	334	403	.829	556	7.7	299	38	62	1,573	21.8
2016-17	New York	74	602	1,389	.433	151	421	.359	304	365	.833	438	5.9	213	34	60	1,659	22.4
Totals		976	8,616	19,072	.452	1,172	3,387	.346	5,752	7,075	.813	6,431	6.6	3,057	1,004	497	24,156	24.8



DAVE BING

Year	Team	G	FG	FGA	Pct	3FG	3FGA	Pct	FT	FTA	Pct	REB	AVG	A	BLK	ST	PTS	AVG
1966-67	Detroit	80	664	1522	.436				273	370	.738	359	4.5	330			1,601	20.0
1967-68	Detroit	79	835	1893	.441				472	668	.707	373	4.7	509			2,142	27.1
1968-69	Detroit	77	678	1594	.425				444	623	.713	382	5.0	546			1,800	23.4
1969-70	Detroit	70	1295	2334	.444				454	580	.783	299	4.3	418			1,604	22.9
1970-71	Detroit	82	799	1710	.467				615	772	.797	364	4.4	408			2,213	27.0
1971-72	Detroit	45	369	891	.414				278	354	.785	186	4.1	317			1,016	22.6
1972-73	Detroit	82	692	1545	.448				456	560	.814	298	3.6	637			1,840	22.4
1973-74	Detroit	81	582	1336	.436				356	438	.813	281	3.5	555	17	109	1,520	18.8
1974-75	Detroit	79	578	1333	.434				343	424	.809	286	3.6	610	26	116	1,499	19.0
1975-76	Washington	82	497	1113	.447				332	422	.787	237	2.9	492	23	118	1,326	16.2
1976-77	Washington	64	271	597	.454				136	176	.773	143	2.2	276	5	61	678	10.6
1977-78	Boston	80	422	940	.449				244	296	.824	212	2.7	300	18	79	1,088	13.6
Totals		901	7,682	16,808	.457				4,403	5,683	.775	3,420	3.8	5,398	89	483	18,327	20.3


SYRACUSE

Orange In The NBA




DAMONE BROWN

Year	Team	G	FG	FGA	Pct	3FG	3FGA	Pct	FT	FTA	Pct	REB	AVG	A	BLK	ST	PTS	AVG
2001-02	Philadelphia	17	8	21	.381	0	1	.000	7	8	.875	4	0.2	2	1	1	23	1.4
2002-03	Toronto	5	11	35	.314	0	2	.000	6	8	.750	15	3.0	3	0	1	28	5.6
2003-04	New Jersey	3	1	10	.100	0	0	.000	1	2	.500	5	1.7	0	0	2	3	1.0
2004-05	Washington	14	23	62	.371	4	11	.364	4	9	.444	28	2.0	14	6	1	54	3.9
Totals		39	43	128	.336	4	14	.285	18	27	.667	52	1.3	19	7	5	108	3.0




MARTY BYRNES

Year	Team	G	FG	FGA	Pct	3FG	3FGA	Pct	FT	FTA	Pct	REB	AVG	A	BLK	ST	PTS	AVG
1978-79	Phoenix	43	109	223	.489				73	100	.730	97	2.2	61	2	15	291	6.7
1978-79	New Orleans	36	78	166	.470				33	54	.611	94	2.6	43	8	12	189	5.2
1979-80	Los Angeles	32	25	50	.500	0	0	.000	13	15	.867	27	0.8	13	1	5	63	2.0
1980-81	Dallas	72	216	451	.479	9	20	.450	120	157	.764	177	2.5	113	17	29	561	7.8
1982-83	Indiana	80	157	374	.420	6	26	.231	71	95	.747	191	2.4	179	6	41	391	4.9
Totals		263	585	1264	.463	15	46	.326	310	421	.736	586	2.2	409	34	102	1,495	5.2



MICHAEL CARTER-WILLIAMS (active with the Charlotte Hornets)

Year	Team	G	FG	FGA	Pct	3FG	3FGA	Pct	FT	FTA	Pct	REB	AVG	A	BLK	ST	PTS	AVG
2013-14	Philadelphia	70	427	1,054	.405	55	208	.264	258	367	.703	437	6.2	441	43	130	1,167	16.7
2014-15	Philadelphia	41	232	611	.380	32	125	.256	125	182	.643	254	6.2	302	18	60	613	15.0
2014-15	Milwaukee	25	132	308	.429	4	28	.143	85	109	.780	99	4.0	140	12	51	353	14.1
2015-16	Milwaukee	54	251	555	.452	15	55	.273	106	162	.654	256	5.1	281	41	80	623	11.5
2016-17	Chicago	45	112	306	.366	15	64	.234	58	77	.753	153	3.4	113	23	38	297	6.6
Totals		235	1,154	2,834	.407	121	480	.252	624	897	.696	1,219	5.2	1,179	137	359	3,053	13.0



RAKEEM CHRISTMAS

Year	Team	G	FG	FGA	Pct	3FG	3FGA	Pct	FT	FTA	Pct	REB	AVG	A	BLK	ST	PTS	AVG
2015-16	Indiana	1	2	2	1.000	0	0	.000	0	0	.000	1	1.0	0	0	0	4	4.0
2016-17	Indiana	29	19	43	.442	0	0	.000	21	29	.724	56	1.9	4	6	3	59	2.0
Totals		30	21	45	.467	0	0	.000	21	29	.724	57	1.9	4	6	3	63	2.1



DERRICK COLEMAN

Year	Team	G	FG	FGA	Pct	3FG	3FGA	Pct	FT	FTA	Pct	REB	AVG	A	BLK	ST	PTS	AVG
1990-91	New Jersey	74	514	1100	.467	13	38	.342	323	442	.731	759	10.3	163	99	71	1,364	18.4
1991-92	New Jersey	65	483	958	.504	23	76	.303	300	393	.763	618	9.5	205	98	54	1,289	19.8
1992-93	New Jersey	76	564	1226	.460	23	99	.232	421	521	.808	852	11.2	276	126	92	1,572	20.7
1993-94	New Jersey	77	541	1209	.447	38	121	.314	439	567	.774	870	11.3	262	142	68	1,559	20.2
1994-95	New Jersey	56	371	875	.424	28	120	.233	376	490	.767	591	10.6	187	94	35	1,146	20.5
1995-96	Philadelphia	11	48	118	.407	7	21	.333	20	32	.625	72	6.5	31	10	4	123	11.2
1996-97	Philadelphia	57	364	836	.435	32	119	.269	272	365	.745	573	10.1	193	75	50	1,032	18.1
1997-98	Philadelphia	59	356	867	.411	26	98	.265	302	391	.772	587	9.9	145	68	46	1,040	17.6
1998-99	Charlotte	37	168	406	.414	7	33	.212	143	190	.753	328	8.9	78	42	24	486	13.1
1999-00	Charlotte	74	446	979	.456	51	151	.362	296	377	.785	632	8.5	175	130	34	1,239	16.7
2000-01	Charlotte	34	97	255	.380	20	51	.392	63	92	.685	184	5.4	39	21	10	277	8.1
2001-02	Philadelphia	58	331	735	.450	28	83	.337	185	227	.815	509	8.8	98	57	42	875	15.1
2002-03	Philadelphia	64	223	498	.448	22	67	.328	134	171	.784	450	7.0	87	69	53	602	9.4
2003-04	Philadelphia	34	107	259	.413	8	36	.222	49	65	.754	192	5.6	46	26	23	271	8.0
2004-05	Detroit	5	3	14	.214	0	2	.000	3	3	1.000	15	3.0	0	0	0	9	1.8
Totals		781	4,616	10,335	.446	326	1,115	.292	3,326	4,325	.769	7,232	9.3	1,985	1,057	606	12,884	14.6

SYRACUSE

Orange In The NBA



SHERMAN DOUGLAS

Year	Team	G	FG	FGA	Pct	3FG	3FGA	Pct	FT	FTA	Pct	REB	AVG	A	BLK	ST	PTS	AVG
1989-90	Miami	81	463	938	.494	5	31	.161	224	326	.687	206	2.5	619	10	145	1,155	14.3
1990-91	Miami	73	532	1055	.504	4	31	.129	284	414	.686	209	2.9	624	5	121	1,352	18.5
1991-92	Miami	5	16	31	.516	0	1	.000	5	7	.714	6	1.2	19	0	4	37	7.4
1991-92	Boston	37	107	222	.455	1	9	.111	68	100	.680	57	1.5	153	9	21	271	7.3
1992-93	Boston	79	264	530	.498	6	29	.207	84	150	.560	162	2.1	508	10	49	618	7.8
1993-94	Boston	78	425	919	.462	13	56	.232	177	276	.641	193	2.5	683	11	89	1,040	13.3
1994-95	Boston	65	365	769	.475	20	82	.244	204	296	.689	170	2.6	446	2	80	954	14.7
1995-96	Boston	10	36	84	.429	1	7	.143	25	40	.625	23	2.3	39	0	2	98	9.8
1995-96	Milwaukee	69	309	601	.514	39	103	.379	135	179	.754	157	2.2	397	5	61	792	11.4
1996-97	Milwaukee	79	306	610	.502	38	114	.333	114	171	.667	193	2.4	427	10	78	764	9.7
1997-98	New Jersey	80	255	515	.495	14	46	.304	115	172	.669	135	1.7	319	7	55	639	8.0
1998-99	LA Clippers	30	96	219	.438	0	11	.000	55	87	.632	58	1.9	124	3	27	247	8.2
1999-00	New Jersey	20	45	90	.500	5	16	.313	25	28	.893	29	1.5	34	0	17	120	6.0
2000-01	New Jersey	59	122	303	.403	8	40	.200	86	115	.748	130	2.4	144	4	36	338	5.7
Totals		765	3,335	6,886	.484	154	576	.267	1,601	2,361	.678	1,728	2.3	4,536	76	785	8,425	10.4




DENNIS DUVAL

Year	Team	G	FG	FGA	Pct	3FG	3FGA	Pct	FT	FTA	Pct	REB	AVG	A	BLK	ST	PTS	AVG
1974-75	Washington	37	24	65	.369				12	18	.667	23	0.6	14	2	16	60	1.6
1975-76	Atlanta	13	15	43	.349				6	9	.667	8	0.6	20	2	6	36	2.8
Totals		50	39	108	.360				18	27	.667	31	0.6	34	4	22	96	2.2



LERON ELLIS

Year	Team	G	FG	FGA	Pct	3FG	3FGA	Pct	FT	FTA	Pct	REB	AVG	A	BLK	ST	PTS	AVG
1991-92	LA Clippers	29	17	50	.340	0	0	.000	9	19	.474	24	0.8	1	9	6	43	1.5
1992-93	Charlotte	50	88	182	.484	0	0	.000	45	68	.662	188	3.8	24	25	17	221	4.4
1995-96	Miami	12	5	22	.227	0	0	.000	3	6	.500	8	0.7	4	3	2	13	1.1
Totals		91	110	254	.433				57	93	.613	220	2.7	29	37	25	277	2.3



TYLER ENNIS (active with the Los Angeles Lakers)

Year	Team	G	FG	FGA	Pct	3FG	3FGA	Pct	FT	FTA	Pct	REB	AVG	A	BLK	ST	PTS	AVG
2014-15	Phoenix	8	9	21	.429	2	6	.333	2	2	100	7	0.9	14	2	0	22	2.8
2014-15	Milwaukee	25	43	123	.350	10	37	.270	3	5	60.0	28	1.1	59	3	18	99	4.0
2015-16	Milwaukee	46	84	187	.449	13	39	.333	25	34	.735	75	1.6	95	1	25	206	4.5
2016-17	Houston	31	25	64	.391	6	16	.375	2	3	.667	19	0.6	34	0	6	58	1.9
2016-17	LA Lakers	22	65	144	.451	21	54	.389	19	22	.864	26	1.2	52	2	19	170	7.7
Totals		132	226	539	.419	52	152	.342	51	66	.773	155	1.8	254	8	68	555	4.2



JONNY FLYNN

Year	Team	G	FG	FGA	Pct	3FG	3FGA	Pct	FT	FTA	Pct	REB	AVG	A	BLK	ST	PTS	AVG
2009-10	Minnesota	81	397	952	.417	77	215	.358	223	270	.826	191	2.4	356	2	82	1,094	13.5
2010-11	Minnesota	53	108	296	.365	31	100	.310	32	42	.762	77	1.5	182	3	34	279	5.3
2011-12	Houston	11	12	41	.293	2	9	.222	11	14	.786	8	0.7	28	1	3	37	3.3
2011-12	Portland	18	34	90	.378	8	25	.320	18	25	.720	31	1.7	68	1	3	94	5.2
Totals		163	551	1,379	.400	118	349	.338	284	351	.809	307	1.9	634	7	122	1,504	9.2



BILLY GABOR

Year	Team	G	FG	FGA	Pct	3FG	3FGA	Pct	FT	FTA	Pct	REB	AVG	A	BLK	ST	PTS	AVG
1948-49	Syracuse	58	115						125	169	.740						355	6.1
1949-50	Syracuse	56	226	671	.337				157	228	.689			108			609	10.9
1950-51	Syracuse	61	255	745	.342				179	242	.740	150	2.5	125			689	11.3
1951-52	Syracuse	57	173	538	.322				142	183	.776	93	1.6	86			488	8.6
1952-53	Syracuse	69	215	614	.350				217	284	.764	104	1.5	134			647	9.4
1953-54	Syracuse	61	204	551	.370				139	194	.716	96	1.6	162			547	9.0
1954-55	Syracuse	3	7	22	.318				3	5	.600	5	1.7	11			17	5.7
Totals		365	1,195	3,141	.380				962	1,305	.737	448	1.2	626			3,352	8.7


SYRACUSE

Orange In The NBA



MICHAEL GBINIJE (active with the Golden State Warriors)

Year	Team	G	FG	FGA	Pct	3FG	3FGA	Pct	FT	FTA	Pct	REB	AVG	A	BLK	ST	PTS	AVG
2016-17	Detroit	9	1	10	.100	0	4	.000	2	2	1.000	3	0.3	2	0	0	4	0.4




JERAMI GRANT (active with the Oklahoma City Thunder)

Year	Team	G	FG	FGA	Pct	3FG	3FGA	Pct	FT	FTA	Pct	REB	AVG	A	BLK	ST	PTS	AVG
2014-15	Philadelphia	65	124	352	.352	49	156	.314	114	193	.591	198	3.0	79	6.8	40	411	6.3
2015-16	Philadelphia	77	251	599	.419	35	146	.240	212	322	.658	361	4.7	135	12.7	54	749	9.7
2016-17	Philadelphia	2	6	17	.353	0	2	.000	4	8	.500	6	3.0	0	4	0	16	8.0
2016-17	Oklahoma City	78	146	311	.469	43	114	.377	86	139	.619	199	2.5	46	7.5	33	421	5.3
Totals		222	527	1,279	.412	127	418	.304	416	662	.628	764	3.4	260	19.5	127	1,581	8.2




DONTE GREENE

Year	Team	G	FG	FGA	Pct	3FG	3FGA	Pct	FT	FTA	Pct	REB	AVG	A	BLK	ST	PTS	AVG
2008-09	Sacramento	55	77	236	.326	26	100	.260	29	34	.853	86	1.6	30	14	16	209	3.8
2009-10	Sacramento	76	244	553	.441	69	183	.377	90	140	.643	234	3.1	71	5.3	41	647	8.5
2010-11	Sacramento	69	156	386	.404	45	154	.292	43	65	.662	147	2.1	48	2.0	36	400	5.8
2011-12	Sacramento	53	108	266	.406	25	105	.238	44	55	.800	133	2.6	34	2.9	18	285	5.4
Totals		253	585	1,441	.406	165	542	.304	206	294	.701	600	2.4	183	11.6	111	1,541	6.1



RUDY HACKETT

Year	Team	G	FG	FGA	Pct	3FG	3FGA	Pct	FT	FTA	Pct	REB	AVG	A	BLK	ST	PTS	AVG
1975-76	St. Louis (ABA)	22	55	131	.420	0-0	.000		31	49	.633	78	3.5	28	8	15	141	6.4
1976-77	NY Nets	1	0	2	.000				2	5	.400	3	3.0	0	0	0	2	2.0
1976-77	Indiana	5	3	8	.375				6	9	.667	10	2.0	3	1	0	12	2.4
Totals		28	58	141	.411				39	63	.619	91	3.3	31	9	15	155	4.5




JASON HART

Year	Team	G	FG	FGA	Pct	3FG	3FGA	Pct	FT	FTA	Pct	REB	AVG	A	BLK	ST	PTS	AVG
2000-01	Milwaukee	1	1	1	1.000	0	0	.000	0	0	.000	0	0.0	1	0	0	2	2.0
2001-02	San Antonio	10	10	19	.526	0	2	.000	6	6	1.000	13	1.2	12	1	7	26	2.6
2003-04	San Antonio	53	71	159	.447	2	9	.222	33	43	.767	79	1.5	81	5	28	177	3.3
2004-05	Charlotte	74	257	573	.449	35	95	.368	157	200	.785	203	2.1	367	14	99	706	6.6
2005-06	Sacramento	66	86	221	.389	9	31	.290	37	56	.661	71	1.1	70	5	31	218	3.3
2006-07	Sacramento	13	15	30	.500	3	6	.500	10	11	.909	15	1.2	10	0	3	43	3.3
2006-07	LA Clippers	23	85	194	.438	4	23	.174	32	36	.889	83	3.6	93	1	41	206	9.0
2007-08	Utah	57	58	180	.322	11	31	.355	38	45	.844	55	1.0	86	3	30	165	2.9
2008-09	LA Clippers	28	25	84	.298	0	4	.000	15	19	.789	42	1.5	43	4	12	65	2.6
2008-09	Denver	11	5	10	.500	0	2	.000	3	4	.750	4	0.3	5	0	0	13	1.1
2009-10	Minnesota	1	0	1	.000	0	0	.000	0	0	.000	0	0.0	1	0	1	0	0.0
2009-10	New Orleans	4	1	1	1.000	0	0	.000	0	0	.000	2	0.5	5	1	1	2	0.5
Totals		341	614	1,473	.417	64	203	.315	331	420	.788	567	1.7	774	34	253	1,623	4.8



DAVE JOHNSON

Year	Team	G	FG	FGA	Pct	3FG	3FGA	Pct	FT	FTA	Pct	REB	AVG	A	BLK	ST	PTS	AVG
1992-93	Portland	42	57	149	.383	3	14	.214	40	59	.678	48	1.1	13	1	8	157	3.7
1993-94	Chicago	17	17	54	.315	0	1	.000	13	21	.619	16	0.9	4	0	4	47	2.8
Totals		59	74	203	.364	3	15	.200	53	81	.654	64	1.1	17	1	12	204	3.3



WESLEY JOHNSON (active with the Los Angeles Clippers)

Year	Team	G	FG	FGA	Pct	3FG	3FGA	Pct	FT	FTA	Pct	REB	AVG	A	BLK	ST	PTS	AVG
2010-11	Minnesota	79	271	682	.397	103	289	.356	64	92	.696	240	3.0	148	54	58	709	9.0
2011-12	Minnesota	65	158	397	.398	53	169	.314	24	34	.706	177	2.7	59	48	35	393	6.0
2012-13	Phoenix	50	161	396	.407	50	155	.323	27	35	.771	123	2.5	34	18	22	399	8.0
2013-14	L.A. Lakers	79	277	651	.425	100	271	.369	61	77	.792	348	4.4	124	77	86	715	9.1
2014-15	L.A. Lakers	76	286	691	.414	91	259	.351	90	112	.804	319	4.2	124	45	59	753	9.9
2015-16	L.A. Clippers	80	208	515	.404	103	309	.333	30	46	.652	248	3.1	49	56	89	549	6.9
2016-17	LA Clippers	68	73	200	.365	29	118	.246	11	17	.647	181	2.7	23	30	29	186	2.7
Totals		497	1,434	3,532	.406	529	1,570	.337	307	413	.743	1,636	3.3	561	328	378	3,704	7.5

SYRACUSE

Orange In The NBA




KRIS JOSEPH

Year	Team	G	FG	FGA	Pct	3FG	3FGA	Pct	FT	FTA	Pct	REB	AVG	A	BLK	ST	PTS	AVG
2012-13	Boston	6	2	11	.182	0	2	.000	3	4	.750	5	0.8	1	0	0	7	1.1
2012-13	Brooklyn	4	0	3	.000	0	1	.000	2	4	.500	2	0.5	0	0	3	2	0.5
Totals		10	2	14	.143	0	3	.000	5	8	.625	7	0.7	1	0	3	9	0.9



JACK KILEY

Year	Team	G	FG	FGA	Pct	3FG	3FGA	Pct	FT	FTA	Pct	REB	AVG	A	BLK	ST	PTS	AVG
1951-52	Fort Wayne	47	44	193	.228				30	54	.556	49	1.1	62			118	2.5
1952-53	Fort Wayne	6	2	10	.200				2	2	1.000	2	0.3	3			6	1.0
Totals		53	46	203	.227				32	56	.571	51	1.0	65			124	1.8



CHRIS McCULLOUGH (active with the Washington Wizards)

Year	Team	G	FG	FGA	Pct	3FG	3FGA	Pct	FT	FTA	Pct	REB	AVG	A	BLK	ST	PTS	AVG
2015-16	Brooklyn	24	44	109	.404	13	34	.382	11	23	.478	68	2.8	9	12	28	112	4.7
2016-17	Brooklyn	14	16	31	.516	1	6	.167	2	3	.667	17	1.2	2	2	1	35	2.5
2016-17	Washington	2	0	1	.000	0	1	.000	1	2	.500	2	1.0	0	0	1	1	0.5
Totals		40	60	141	.423	14	41	.341	14	28	.500	87	2.2	11	14	30	148	3.7



FAB MELO

Year	Team	G	FG	FGA	Pct	3FG	3FGA	Pct	FT	FTA	Pct	REB	AVG	A	BLK	ST	PTS	AVG
2012-13	Boston	6	3	6	.500	0	0	0	1	4	.250	3	0.5	0	2	2	7	1.2



EDWIN MILLER

Year	Team	G	FG	FGA	Pct	3FG	3FGA	Pct	FT	FTA	Pct	REB	AVG	A	BLK	ST	PTS	AVG
1952-53	Milwaukee	10	15	56	.268				9	17	.529	60	6.0	6			39	3.9
1952-53	Baltimore	60	258	725	.356				178	270	.659	609	10.1	109			694	11.5
1953-54	Baltimore	72	244	600	.407				231	317	.729	537	7.5	95			719	10.0
Totals		142	517	1,381	.374				418	604	.692	1,206	8.5	210			1,452	10.3



LAWRENCE MOTEN

Year	Team	G	FG	FGA	Pct	3FG	3FGA	Pct	FT	FTA	Pct	REB	AVG	A	BLK	ST	PTS	AVG
1995-96	Vancouver	44	112	247	.453	18	55	.327	44	75	.653	61	1.4	50	8	29	291	6.6
1996-97	Vancouver	67	171	441	.388	41	141	.290	64	99	.646	129	1.9	129	24	48	447	6.7
Totals		111	283	688	.411	59	196	.301	108	174	.621	190	1.7	179	32	77	738	6.7



DEMETRIS NICHOLS

Year	Team	G	FG	FGA	Pct	3FG	3FGA	Pct	FT	FTA	Pct	REB	AVG	A	BLK	ST	PTS	AVG
2007-08	Cleveland	3	1	8	.125	0	3	.000	0	0	.000	1	0.3	0	0	0	2	0.6
2007-08	Chicago	11	5	15	.333	3	10	.300	0	0	.000	4	0.3	1	3	0	13	1.1
2008-09	Chicago	2	1	4	.250	0	1	.000	0	0	.000	0	0.0	1	0	0	2	1.0
2008-09	New York	2	2	5	.400	0	1	.000	1	2	.500	2	1.0	0	1	0	5	2.5
Totals		18	9	32	.281	3	15	.200	1	2	.500	7	0.5	2	4	0	22	1.5



ARINZE ONUAKU

Year	Team	G	FG	FGA	Pct	3FG	3FGA	Pct	FT	FTA	Pct	REB	AVG	A	BLK	ST	PTS	AVG
2013-14	New Orleans	3	1	4	.250	0	0	.000	1	2	.500	7	2.3	3	0	0	3	1.0
2013-14	Cleveland	2	0	1	.000	0	0	.000	0	0	.000	1	0.5	0	0	0	0	0.0
2014-15	Minnesota	6	1	14	.857	0	0	.000	3	7	.375	21	3.5	4	3	1	27	4.5
Totals		11	2	19	1.107	0	0	.000	4	9	.875	29	6.3	7	3	0	30	5.5


SYRACUSE

Orange In The NBA




LOUIS ORR

Year	Team	G	FG	FGA	Pct	3FG	3FGA	Pct	FT	FTA	Pct	REB	AVG	A	BLK	ST	PTS	AVG
1980-81	Indiana	82	348	709	.491	0	6	.000	163	202	.807	361	4.4	132	25	55	859	10.5
1981-82	Indiana	80	357	719	.497	1	8	.125	203	254	.799	331	4.1	134	26	56	918	11.5
1982-83	New York	82	274	593	.462	0	2	.000	140	175	.800	338	4.1	94	24	64	688	8.4
1983-84	New York	78	262	572	.458	0	0	.000	173	211	.820	228	2.9	61	17	66	697	8.9
1984-85	New York	79	372	766	.486	1	10	.100	262	334	.784	391	4.9	134	27	100	1,007	12.7
1985-86	New York	74	330	741	.445	0	4	.000	218	278	.784	312	4.2	179	26	61	878	11.9
1986-87	New York	54	166	389	.427	1	5	.200	125	172	.727	232	4.3	110	18	47	458	7.0
1987-88	New York	29	16	50	.320	0	1	.000	8	16	.500	34	1.2	9	0	6	40	1.4
Totals		558	2,125	4,539	.468	3	36	.083	1,292	1,642	.787	2,227	4.0	853	163	455	5,545	9.0



BILLY OWENS

Year	Team	G	FG	FGA	Pct	3FG	3FGA	Pct	FT	FTA	Pct	REB	AVG	A	BLK	ST	PTS	AVG
1991-92	Golden State	80	468	891	.525	1	9	.111	204	312	.654	639	8.0	188	65	90	1,141	14.3
1992-93	Golden State	37	247	493	.501	1	11	.91	117	183	.639	264	7.1	144	28	35	612	16.5
1993-94	Golden State	79	492	971	.507	3	15	.200	199	326	.610	640	8.1	326	60	83	1,186	15.0
1994-95	Miami	70	403	820	.491	2	22	.091	194	313	.620	502	7.2	246	30	80	1,002	14.3
1995-96	Miami	40	239	473	.505	0	6	.000	112	177	.633	286	7.1	134	22	30	590	14.7
1995-96	Sacramento	22	84	200	.420	5	12	.417	45	70	.643	125	5.6	70	16	19	218	9.9
1996-97	Sacramento	66	299	640	.467	25	72	.347	101	145	.697	392	5.9	187	25	62	724	11.0
1997-98	Sacramento	78	338	728	.464	26	70	.371	116	197	.589	582	7.5	219	38	93	818	10.5
1998-99	Seattle	21	65	165	.394	5	11	.455	28	35	.800	80	3.8	38	4	12	163	7.8
1999-00	Philadelphia	46	112	258	.434	9	27	.333	38	64	.594	192	4.1	59	16	26	271	5.8
1999-00	Golden State	16	38	100	.380	2	7	.286	25	42	.595	109	6.8	38	5	7	103	6.4
2000-01	Detroit	45	88	230	.383	3	20	.150	19	40	.475	205	4.6	55	12	32	198	4.4
Totals		600	2,873	5,969	.481	82	282	.291	1,198	1,904	.629	4,016	6.7	1,704	321	569	7,026	11.3




ANDY RAUTINS (active with the Toronto Raptors)

Year	Team	G	FG	FGA	Pct	3FG	3FGA	Pct	FT	FTA	Pct	REB	AVG	A	BLK	ST	PTS	AVG
2010-11	New York	5	3	7	.429	1	4	.250	1	2	.500	1	0.2	3	0	1	8	1.6



LEO RAUTINS

Year	Team	G	FG	FGA	Pct	3FG	3FGA	Pct	FT	FTA	Pct	REB	AVG	A	BLK	ST	PTS	AVG
1983-84	Philadelphia	28	21	58	.362				6	10	.600	33	1.2	29	2	9	48	1.7
1984-85	Atlanta	4	0	2	.000				0	0	.000	2	0.5	3	0	0	0	0.0
Totals		32	21	60	.350				6	10	.600	35	1.1	32	2	9	48	1.7



FRANKLIN REDDOUT

Year	Team	G	FG	FGA	Pct	3FG	3FGA	Pct	FT	FTA	Pct	REB	AVG	A	BLK	ST	PTS	AVG
1953-54	Rochester	7	5	6	.833				3	4	.750	9	1.3	0			13	1.9




MALACHI RICHARDSON (active with the Sacramento Kings)

Year	Team	G	FG	FGA	Pct	3FG	3FGA	Pct	FT	FTA	Pct	REB	AVG	A	BLK	ST	PTS	AVG
2016-17	Sacramento	22	28	68	.412	8	28	.286	15	19	.789	23	1.0	11	1	5	79	3.6


SYRACUSE

Orange In The NBA




FRED SAUNDERS

Year	Team	G	FG	FGA	Pct	3FG	3FGA	Pct	FT	FTA	Pct	REB	AVG	A	BLK	ST	PTS	AVG
1974-75	Phoenix	69	176	406	.433				66	95	.695	253	3.7	80	15	41	418	6.1
1975-76	Phoenix	17	28	64	.438				6	11	.545	37	2.2	13	1	5	62	3.6
1976-77	Boston	68	184	395	.466				35	53	.660	223	3.3	85	7	26	403	5.9
1977-78	Boston	26	30	91	.330				14	17	.824	37	1.4	11	4	7	74	2.8
1977-78	New Orleans	30	69	143	.483				12	19	.632	74	2.4	35	10	14	150	5.0
Totals		210	487	1,099	.443				133	195	.682	624	3.0	224	37	93	1,107	4.9



DANNY SCHAYES

Year	Team	G	FG	FGA	Pct	3FG	3FGA	Pct	FT	FTA	Pct	REB	AVG	A	BLK	ST	PTS	AVG
1981-82	Utah	82	252	524	.481	0	1	.000	140	185	.757	427	5.2	146	72	46	644	7.9
1982-83	Utah	50	231	514	.449	0	1	.000	157	195	.805	449	8.9	165	68	39	619	12.3
1982-83	Denver	32	111	235	.472	0	0	.000	71	100	.710	186	5.8	40	30	15	293	9.1
1983-84	Denver	82	183	371	.493	0	2	.000	215	272	.790	433	7.7	91	60	32	581	7.1
1984-85	Denver	56	60	129	.465	0	0	.000	79	97	.814	144	2.6	38	25	20	199	3.6
1985-86	Denver	80	221	440	.502	0	1	.000	216	278	.777	439	5.5	79	63	42	658	8.2
1986-87	Denver	76	210	405	.519	0	0	.000	229	294	.779	380	5.0	85	74	20	649	8.5
1987-88	Denver	81	361	668	.540	0	2	.000	407	487	.836	662	8.2	106	92	62	1,129	13.9
1988-89	Denver	76	317	607	.522	3	9	.333	332	402	.826	500	6.6	105	81	42	969	12.8
1989-90	Denver	53	163	330	.494	0	4	.000	225	264	.852	342	6.5	61	45	41	551	10.4
1990-91	Milwaukee	82	298	597	.499	0	5	.000	274	328	.835	535	6.5	98	61	55	870	10.6
1991-92	Milwaukee	43	83	199	.417	0	0	.000	74	96	.771	168	3.9	34	19	19	240	5.6
1992-93	Milwaukee	70	105	263	.399	0	3	.000	112	137	.818	249	3.6	78	36	36	322	4.6
1993-94	LA Lakers	23	14	46	.304	0	0	.000	21	22	.955	45	1.9	5	8	5	49	2.1
1993-94	Milwaukee	13	14	38	.368	0	0	.000	8	10	.800	34	2.6	8	2	5	36	2.7
1994-95	Phoenix	69	126	248	.508	1	1	1.000	50	69	.725	208	3.0	89	37	20	303	4.4
1995-96	Miami	32	32	94	.340	0	0	.000	37	46	.804	89	2.8	9	16	11	101	3.2
1996-97	Orlando	45	47	120	.392	0	1	.000	39	52	.740	125	2.8	14	16	15	133	3.0
1997-98	Orlando	74	155	371	.418	0	0	.000	96	118	.807	242	3.3	44	33	34	406	5.5
1998-99	Orlando	19	11	29	.379	0	0	.000	6	8	.750	14	0.7	4	2	1	28	1.5
Totals		1,138	2,994	6,228	.481	4	30	.133	2,778	3,460	.806	5,761	5.0	1,299	840	560	8,780	7.7



RONY SEIKALY

Year	Team	G	FG	FGA	Pct	3FG	3FGA	Pct	FT	FTA	Pct	REB	AVG	A	BLK	ST	PTS	AVG
1988-89	Miami	78	333	744	.448	1	4	.250	181	354	.511	549	7.0	55	96	46	848	10.9
1989-90	Miami	74	486	968	.502	0	1	.000	256	431	.594	766	10.4	78	124	78	1,228	16.6
1990-91	Miami	64	395	822	.481	2	6	.333	258	417	.619	709	11.1	95	86	51	1,050	16.4
1991-92	Miami	79	463	947	.489	0	3	.000	370	505	.733	934	11.8	109	121	40	1,296	16.4
1992-93	Miami	72	417	868	.480	1	8	.125	397	540	.735	846	11.8	100	83	38	1,232	17.1
1993-94	Miami	72	392	803	.488	0	2	.000	304	422	.720	740	10.3	136	100	59	1,088	15.1
1994-95	Golden State	36	162	314	.516	0	0	.000	111	160	.694	266	7.4	45	37	20	435	12.1
1995-96	Golden State	64	285	568	.502	2	3	.667	204	282	.723	499	7.8	71	69	40	776	12.1
1996-97	Orlando	74	460	907	.507	0	3	.000	357	500	.714	701	9.5	92	107	49	1,277	17.3
1997-98	Orlando	47	237	538	.441	0	2	.000	230	305	.754	357	7.6	69	39	25	704	15.0
1997-98	New Jersey	9	13	41	.317	0	0	.000	16	27	.593	36	4.0	8	4	3	42	4.7
1998-99	New Jersey	9	4	20	.200	0	0	.000	7	18	.389	21	2.3	2	6	4	15	1.7
Totals		678	3,647	7,540	.484	6	32	.188	2,691	3,961	.680	6,424	9.5	860	872	453	9,991	13.0



BILL SMITH

Year	Team	G	FG	FGA	Pct	3FG	3FGA	Pct	FT	FTA	Pct	REB	AVG	A	BLK	ST	PTS	AVG
1971-72	Portland	22	72	173	.416				38	64	.594	135	6.1	19			182	8.3
1972-73	Portland	8	9	15	.600				5	8	.625	8	1.0	1			23	2.9
Totals		30	81	188	.431				43	72	.597	143	4.8	20			205	5.6



LOU SPICER

Year	Team	G	FG	FGA	Pct	3FG	3FGA	Pct	FT	FTA	Pct	REB	AVG	A	BLK	ST	PTS	AVG
1946-47	Providence	4	0	7	.000				1	2	.500						1	0.3

SYRACUSE

Orange In The NBA



JAMES SOUTHERLAND (active with the Golden State Warriors)

Year	Team	G	FG	FGA	Pct	3FG	3FGA	Pct	FT	FTA	Pct	REB	AVG	A	BLK	ST	PTS	AVG
2013-14	Charlotte	1	0	3	.000	0	1	.000	0	0	.000	0	0.0	0	0	0	0	0.0
2013-14	New Orleans	3	5	12	.417	3	5	.600	1	2	.500	8	2.7	0	2	1	14	4.7
Totals		4	5	15	.333	3	6	.500	1	2	.500	8	2.0	0	2	1	14	3.5



DION WAITERS (active with the Miami Heat)

Year	Team	G	FG	FGA	Pct	3FG	3FGA	Pct	FT	FTA	Pct	REB	AVG	A	BLK	ST	PTS	AVG
2012-13	Cleveland	61	336	815	.412	63	203	.310	159	213	.746	149	2.4	183	16	59	894	14.7
2013-14	Cleveland	70	430	993	.433	92	250	.368	161	235	.685	195	2.8	209	17	63	1,113	15.9
2014-15	Cleveland	33	138	342	.404	22	86	.256	47	60	.783	57	1.7	74	10	44	345	10.5
2014-15	Oklahoma City	47	237	604	.392	51	160	.319	70	112	.625	135	2.9	89	11	46	595	12.7
2015-16	Oklahoma City	78	282	706	.399	86	240	.358	112	157	.713	202	2.6	154	15	81	762	9.8
2016-17	Miami	46	281	663	.424	85	215	.395	82	127	.646	153	3.3	200	20	42	729	15.8
Totals		335	1,704	4,123	.413	399	1,154	.346	631	904	.700	891	2.7	909	89	335	4,438	13.2



JOHN WALLACE

Year	Team	G	FG	FGA	Pct	3FG	3FGA	Pct	FT	FTA	Pct	REB	AVG	A	BLK	ST	PTS	AVG
1996-97	New York	68	122	236	.517	2	4	.500	79	110	.718	155	2.3	37	25	21	325	4.8
1997-98	Toronto	82	468	979	.478	1	2	.500	210	293	.717	373	4.5	110	101	62	1,147	14.0
1998-99	Toronto	48	153	354	.432	0	0	.000	105	150	.700	171	3.6	46	43	12	411	8.6
1999-00	New York	60	155	332	.467	0	3	.000	82	102	.804	135	2.3	22	14	10	392	6.5
2000-01	Detroit	40	100	236	.424	2	15	.133	35	45	.778	83	2.1	23	16	13	237	5.9
2001-02	Phoenix	46	93	214	.435	5	13	.385	40	46	.870	85	1.8	29	9	11	231	5.0
2003-04	Miami	37	61	145	.421	5	13	.385	31	40	.775	59	1.6	14	8	5	158	4.3
Totals		381	1,152	2,496	.461	15	50	.300	582	786	.740	1,061	2.8	281	216	134	2,901	7.6



HAKIM WARRICK

Year	Team	G	FG	FGA	Pct	3FG	3FGA	Pct	FT	FTA	Pct	REB	AVG	A	BLK	ST	PTS	AVG
2005-06	Memphis	68	101	228	.443	0	0	.000	76	115	.661	144	2.1	30	14	21	278	4.1
2006-07	Memphis	82	373	712	.524	0	8	.000	299	388	.771	420	5.1	75	30	43	1,045	12.7
2007-08	Memphis	75	328	653	.502	13	48	.271	183	260	.704	356	4.7	53	28	36	852	11.4
2008-09	Memphis	82	340	693	.491	5	23	.217	266	374	.711	406	5.0	66	39	48	951	11.6
2009-10	Milwaukee	48	182	378	.481	1	6	.167	125	172	.727	212	4.4	35	10	17	490	10.2
2009-10	Chicago	28	83	172	.483	0	1	.000	77	102	.755	102	3.6	17	8	7	243	8.6
2010-11	Phoenix	80	228	446	.511	1	11	.091	212	294	.721	296	3.7	69	9	32	669	8.4
2011-12	Phoenix	35	74	180	.411	1	10	.100	76	99	.768	92	2.6	30	3	8	225	6.4
2012-13	New Orleans	1	1	2	.500	0	0	.000	2	2	1.000	0	0.0	0	0	1	4	4.0
2012-13	Charlotte	27	66	163	.405	0	3	.000	58	86	.674	89	3.2	25	6	12	190	7.0
Totals		526	1,776	3,627	.490	21	110	.191	1,374	1,892	.726	2,117	4.0	400	154	218	4,947	9.4



DWAYNE WASHINGTON

Year	Team	G	FG	FGA	Pct	3FG	3FGA	Pct	FT	FTA	Pct	REB	AVG	A	BLK	ST	PTS	AVG
1986-87	New Jersey	72	257	538	.478	4	24	.167	98	125	.784	129	1.8	301	7	92	616	8.6
1987-88	New Jersey	68	245	457	.448	11	49	.224	132	189	.698	118	1.7	206	4	91	633	9.3
1988-89	Miami	54	164	387	.424	1	14	.071	82	104	.788	123	2.3	226	4	73	411	7.6
Totals		194	666	1,382	.482	16	87	.184	312	418	.746	370	1.9	733	15	256	1,660	8.6



DARRYL WATKINS

Year	Team	G	FG	FGA	Pct	3FG	3FGA	Pct	FT	FTA	Pct	REB	AVG	A	BLK	ST	PTS	AVG
2007-08	Sacramento	9	5	15	.333	0	0	.000	2	5	.400	12	1.3	0	2	2	12	1.3
2011-12	New Orleans	5	7	14	.500	0	0	.000	9	18	.500	27	5.4	3	4	5	23	4.6
Totals		14	12	29	.414	0	0	.000	11	23	.478	39	2.8	3	6	7	35	2.5

SYRACUSE

The Orange And USA Basketball

SYRACUSE BASKETBALL has been an integral part of the United State's success on the international basketball scene. It all starts at the top with Jim Boeheim, the USA Basketball Men's Junior National Committee Chair, and an assistant coach with the Senior Men's Team that earned the gold medal in the 2008, 2012 and 2016 Olympics. Five Syracuse players have been part of USA teams that have won medals at the FIBA World Championship, including Wendell Alexis (Bronze Medal, 1998), Carmelo Anthony (Bronze, 2006), Derrick Coleman (Gold, 1994), Billy Owens (Bronze, 1990) and Rony Seikaly (Gold, 1986). Anthony was also a key member of the 2008, 2012 and 2016 gold-medal winning Olympic squads.



The USA Basketball Senior Men's National Team coaching staff guided the squad to the 2008, 2012 and 2016 Olympic gold medals. Head coach Mike Krzyzewski (Duke) and assistant Jim Boeheim (Syracuse) helped start the current run of success. Assistant coaches Tom Thibodeau (Minnesota Timberwolves) and Monte Williams (former Oklahoma City assistant) joined in 2013.



Carmelo Anthony finished the 2016 Brazil Olympics as the all-time leading scorer for the United States in Olympic competition. He was a member of four Olympic teams, a first among members of the American squad.

Syracuse USA Basketball Participants

Name	Team USA Appearances (Medal Won)
Rafael Addison	1985 FIBA Intercontinental Cup 1982 U.S. Olympic Festival East (Silver)
Wendell Alexis	1998 World Championship (Bronze) 1983 U.S. Olympic Festival East (Silver)
Carmelo Anthony	2016 Olympics (Gold) 2012 Olympics (Gold) 2008 Olympics (Gold) 2007 FIBA Americas Senior Championship (Gold) 2006 World Championship (Bronze) 2004 Olympics (Bronze) 2002 Under-19 Qualifiers (Bronze) 2001 USA Youth Development Festival East Team (Silver)
Adrian Autry	1993 FIBA Under-21/Young Men World Championship (Gold) 1990 U.S. Olympic Festival West (Fourth)
Jim Boeheim	2016 Olympics-Asst. Coach (Gold) 2014 FIBA World Championship-Asst. Coach (Gold) 2012 Olympics-Asst. Coach (Gold) 2010 FIBA World Championship-Asst. Coach (Gold) 2008 Olympics-Asst. Coach (Gold) 2007 FIBA Americas Senior Championship-Asst. Coach (Gold) 2006 Senior World Championship-Asst. Coach (Bronze) 2001 World Championship For Young Men-Head Coach (Gold) 2000 World Championship For Young Men Qualifier-Head Coach (Silver) 1998 Junior World Championship Qualifier-Head Coach (Gold) 1990 World Championship-Asst. Coach (Bronze) 1990 Goodwill Games-Asst. Coach (Silver) 1989 World University Games-Asst. Coach (Gold) 1982 USA Olympic Festival East Team Head Coach (Silver)
Derrick Coleman	1994 World Championship (Gold) 1986 U.S. Olympic Festival North (Fourth)
Trevor Cooney	2010 USA Under-18 Team (Gold)
Eric Devendorf	2004 USA Youth Development Festival North Team (Silver)
Michael Edwards	1990 U.S. Olympic Festival East (Bronze)
LaRon Ellis	1988 U.S. Select Team-R. William Jones Cup (Gold)
Jonny Flynn	2007 U.S. Under-19 World Championship (Silver) 2006 FIBA Americas Under-18 Championship (Gold)
Matt Gorman	2001 USA Youth Development Festival East Team (Silver)
Jerami Grant	2013 U.S. Under-19 Championship (Gold) 2012 U.S. Under-18 Championship (Gold)
Donte' Greene	2007 U.S. Under-19 World Championship (Silver) 2006 FIBA Americas Under-18 Championship (Gold)
Paul Harris	2006 USA Junior National Select Team 2005 USA Youth Development Festival White Team (Gold)
Otis Hill	1994 U.S. Olympic Festival East (Silver)
Scoop Jardine	2011 World University Games (Bronze)
Tyler Lydon	2014 FIBA Americas Under-18 Championship (Gold)
Gerry McNamara	2005 World University Games (Gold)
Conrad McRae	1990 Under 19 Qualifier 1989 U.S. Olympic Festival East (Silver)
Demetris Nichols	2002 USA Development Festival East Team (Silver)
Billy Owens	1990 World Championship (Bronze) 1990 Goodwill Games (Silver) 1989 Tournament of the Americas 1988 U.S. Select Team-R. Williams Jones Cup (Gold)
Terrence Roberts	2005 FIBA Under-21 Young Men World Championship 2002 USA Development Festival East Team (Silver)
Rony Seikaly	1986 World Championship (Gold) 1986 Goodwill Games (Gold) 1985 U.S. Olympic Festival East (Bronze)
Stephen Thompson	1989 World University Games (Gold) 1987 FIBA Under 19/Junior World Championship (Silver) 1986 U.S. Olympic Festival West (Gold)
Gene Waldron	1981 U.S. Olympic Festival East (Fourth)
John Wallace	1993 U.S. Olympic Festival East (Fourth)
Dwayne Washington	1983 Junior World Championship (Gold) 1983 U.S. Olympic Festival East (Silver)

SYRACUSE

Carmelo K. Anthony Basketball Center

The \$19 million Carmelo K. Anthony Basketball Center was officially opened on September 24, 2009 when its namesake, NBA All-Star Carmelo Anthony, participated in a ribbon-cutting ceremony. The 54,000-square-foot building was dedicated on October 3, 2009, in an event on the Ingwald & Lillian Hicker Basketball Plaza, located adjacent to the entrance.



BERNIE FINE HALL OF FAME

The Bernie Fine Hall of Fame welcomes visitors to the Carmelo K. Anthony Basketball Center. The Hall of Fame honors Syracuse's all-time greatest teams, as well as the players and coaches who have made the Orange program one of the best in the nation. The Hall of Fame is the home of the 2003 NABC National Championship trophy.



Neil, Helene and Amanda Gold
Equipment Room

DAVID KLEINHANDLER FAMILY & DAN AND KATHLEEN MEZZALINGUA BASKETBALL COURTS

The men's basketball team has two NCAA regulation-size practice courts available for team and individual workouts year-round in the Joyce Hergenhan Pavilion.



SYRACUSE

Carmelo K. Anthony Basketball Center



DEDICATION CEREMONIES

Anthony joined Dr. Daryl Gross, director of athletics, and coaches Quentin Hillsman and Jim Boeheim at the ribbon-cutting. Anthony made the first basket in the new facility, with an assist from NCAA Championship teammate Gerry McNamara.

JOHN CHAPPLE TRAINING CENTER

The John Chapple training center includes strength and conditioning and sports medicine facilities. The weight room consists of the latest technology in cardiovascular training, including two Woodway Treadmills widely used in the NBA, NFL and NHL team facilities. The racks, plate loaded, and cable-pulley systems were custom built to accommodate the variety in sizes of both basketball teams. The Don and Mary Lowe Sports Medicine Center includes a state-of-the-art Hydroworx therapeutic pool system, as well as an athletic-training suite for pre-practice preparation, injury assessment and rehabilitation.



Don and Mary Lowe Training Room



Bram and Ashley Palm Team Film Room

SYRACUSE



KENT SYVERUD

Chancellor & President

Kent Syverud is chancellor and president of Syracuse University. Appointed by the University's Board of Trustees in September 2013, he assumed the post in January 2014, becoming the 12th leader of the University since its founding in 1870. A legal scholar and academician, Syverud earned distinction as a strategic thinker and visionary leader who has put forward a bold strategic plan to position the University for growth and recognition as a thriving global research university.

At Syracuse, Syverud identified four key institutional priorities: providing an outstanding undergraduate experience; empowering research excellence; fostering and supporting change and innovation; and positioning Syracuse as the best university in the world for veterans. He also launched a three-pronged initiative, Fast Forward Syracuse, to achieve these ambitious goals. Part of that initiative is an academic strategic planning process that builds on historic institutional strengths, positions the University to anticipate and quickly respond to emerging challenges and opportunities, and aligns the academic goals with a new framework for the physical transformation of the main campus.

A native of Irondequoit, N.Y., Syverud came to Syracuse from Washington University in St. Louis, where he served as dean and the Ethan A.H. Shepley Distinguished University Professor at the School of Law. Prior to that, he served as dean at Vanderbilt Law School and as associate dean for academic affairs and professor at the University of Michigan Law School. At Syracuse, he continues to teach each semester as a member of the College of Law and School of Education faculties. An elected member of the American Law Institute, Syverud's scholarship has addressed negotiation, civil litigation, dispute resolution, and higher education.

Syverud has a bachelor's degree from the Georgetown University School of Foreign Service and a law degree and master's in economics from the University of Michigan. He counts among his closest mentors retired U.S. Supreme Court Justice Sandra Day O'Connor, for whom he clerked shortly after she became the first woman named to the Supreme Court bench.

In addition to his higher education leadership, Syverud served as co-chair of the Central New York Regional Economic Development Council, part of a statewide network created by New York Governor Andrew Cuomo to help spur economic growth throughout the state. He previously served as one of two independent trustees of the Deepwater Horizon Oil Spill Trust, a \$20 billion fund to pay claims arising from the 2010 BP oil spill in the Gulf of Mexico. In October 2016, Syverud was appointed to the U.S. Department of Homeland Security (DHS) Academic Advisory Council, where he, and other academic leaders, advise DHS on homeland security, career opportunities for graduates, campus resilience and academic research. In January 2017, Syverud began a two-year term as Commissioner for the Middle States Commission on Higher Education. In this role, Syverud works with his colleagues to refine and implement accreditation standards and define the strategic direction and processes of the Commission.

Syverud is married to Dr. Ruth Chen, an accomplished environmental toxicologist and professor of practice at Syracuse University's College of Engineering and Computer Science. They are the parents of three grown sons, Steven, Brian, and David; and they have one granddaughter.



2017-18 BOARD OF TRUSTEES

Chairman: Steven W. Barnes, '82
Chairman Emeritus: Richard L. Thompson, '67, Hon. '15
Vice Chair: David G. Edelstein, '78
Vice Chair: Sharon Haines Jacquet, '72
Vice Chair: Reinaldo Pascual, '85
Vice Chair: Michael G. Thonis, '72
Senior VP & University Secretary: Lisa A. Dolak, L'88



Voting Trustees

Patrick J. Ahearn, '73, '74
 Richard M. Alexander, '82
 Joanne F. Alper, '72
 Steven W. Ballentine, '83
 Martin N. Bandier, '62
 Tracy M. Barash, '89
 Steven W. Barnes, '82
 Andrew T. Berlin, '83
 Lauren B. Cramer, '94
 Darlene T. DeRemer, '77, '79
 Nicholas M. Donofrio, '71, Hon. '11
 David G. Edelstein, '78
 Steven L. Einhorn, '64, '67
 Cliff Ensley, '69, '70, '71
 David B. Falk, '72
 Winston C. Fisher, '96
 Shelly Lotman Fisher, '80
 David M. Flaum, '75
 Neil A. Gold, '70
 Joshua H. Heintz, '69
 Peter A. Horvitz, '76
 Sharon Haines Jacquet, '72
 Lawrence S. Kramer, '72
 James D. Kuhn, '70, '72
 Christine E. Larsen, '84
 Deborah Leone, '86, '87
 Robert R. Light, '78
 Donald T. MacNaughton, '68
 Patricia H. Mautino, '64, '66
 Theodore A. McKee, '75
 James A. Monk, '80
 Judith C. Mower, '66, '73, '80, '84
 Ronald P. O'Hanley, '80
 Mark A. Neporent, '82
 Joan A. Nicholson, '71, '71, '89, '99
 Reinaldo Pascual, '85
 Edward J. Pettinella, '76
 Howard G. Phanstiel, '70, '71
 Elliott I. Portnoy, '86
 Kent Syverud
 Robert P. Taishoff, '86
 Michael G. Thonis, '72
 Michael T. Tirico, '88
 Kathleen A. Walters, '73
 Michael D. Wohl, '72, '75
 Abdallah H. Yabroudi, '78, '79

Honorary Trustees

Alfred R. Goldstein, Hon. '85
 Robert B. Menschel, '51, Hon. '91
 Donald E. Newhouse, '51
 Martin J. Whitman, '49, Hon. '08

Life Trustees

William F. Allyn, '59
 H. Douglas Barclay, '61, Hon. '98
 J. Patrick Barrett
 Charles W. Beach, '58, '67
 Michael M. Bill, '58
 Lee N. Blatt, '51
 John E. Breyer
 Walter D. Broadnax, '75
 William J. Brodsky, '65, '68
 John H. Chapple, '75, Hon. '11
 Wendy H. Cohen, '70, Hon. '02
 Ángel Collado-Schwarz, '74
 Robert J. Congel
 John A. Couri, '63, Hon. '08
 W. Carroll Coyne, '54, '57
 Gerald B. Cramer, '52, Hon. '10
 Renée Schine Crown, '50, Hon. '84
 Daniel A. D'Aniello, '68
 Michael A. Dritz, '59
 Michael J. Falcone, '57
 Daryl R. Forsythe, '65, '79
 Stuart Frankel, '61
 Marshall M. Gelfand, '50
 Alan Gerry
 Samuel V. Goekjian, '52
 Kun Goh, Hon. '01
 Lola L. Goldring, '51
 Kenneth E. Goodman, '70
 Melanie Gray, '81
 Paul Greenberg, '65
 Gerald T. Halpin, '50
 Richard S. Hayden, '60
 Richard L. Haydon, '66
 Jerrold A. Heller, '63
 Joyce Hergenhan, '63
 Jonathan J. Holtz, '77
 G. William Hunter, '65
 Bernard R. Kossar, '53, '55
 John L. Kreischer, '65
 Stephen F. Kroft, '71
 Joseph O. Lampe, '53, '55, Hon. '04
 Vernon L. Lee, '54
 Marvin K. Lender, '63
 Arthur S. Liu, '66
 Tarky J. Lombardi, '51, '54, Hon. '87
 Arielle Tepper Madover, '94
 Donovan J. McNabb, '98
 Daniel N. Mezzalingua, '60
 Robert J. Miron, '59
 Eric Mower, '66, '68
 Samuel G. Nappi
 Alexander G. Nason, '81
 Deryck A. Palmer, '78
 Doris L. Payson, '57
 Susan C. Penny, '70
 Julius L. Pericola
 Edwin A. Potter, '55
 H. John Riley, '61
 Alvin I. Schragis, '51
 Judith Greenberg Seinfeld, '56
 Ann M. Stevenson, '52
 Allan D. Sutton, '55
 Richard L. Thompson, '67, Hon. '15
 Robert E. Warr
 Thomas C. Wilmot, '79
 Anthony Y. C. Yeh, '49
 Samuel J. Zamarripa, '78

SYRACUSE



JOHN WILDHACK

Director of Athletics

A uniquely qualified leader with a vast knowledge of and passion for Syracuse University Athletics, former ESPN executive John Wildhack was named Syracuse's 11th director of athletics in July 2016. Wildhack is responsible for leading the daily operations of a 20-sport athletics department with more than 550 student-athletes in an environment that fosters academic and athletic excellence, which prepares student-athletes to be leaders in our global society.

In Wildhack's first year, 11 Orange teams were represented at national championship events, including 10 NCAA competitions. Three turned in top-10 showings, with Chris Fox's men's cross country team topping the list by placing third at the national meet. In addition, men's crew finished eighth at the 2017 Intercollegiate Rowing Association (IRA) Regatta, and the men's indoor track & field team achieved the top result in program history by finishing 10th at the 2017 NCAA Division I Indoor Track & Field Championships. At the conference level, Fox's harriers won the ACC title for the fourth consecutive season.

Individually, the duo of Justyn Knight (cross country/track & field) and Freddie Crittenden III (track & field) combined to win six ACC championships in 2016-17. Both men also claimed silver medals at the national indoor meet. Knight was the runner-up in the 3,000-meter run and Crittenden III took second in the 60-meter hurdles. At the 2017 NCAA Division I Outdoor Track & Field Championships, Knight recorded another podium finish, placing third in the 5,000-meter run.

Academically, Syracuse student-athletes are achieving at a high rate, as well. Fourteen teams posted perfect scores in the most recent release of the Academic Progress Rate (APR). SU's 990 single-year institutional score and 985 multi-year score are both tied for the highest on record at the University.

During his distinguished career at ESPN, which spanned more than 30 years, Wildhack held a number of critical leadership roles and was responsible for several firsts at the network. Those firsts included producing ESPN's first live regular-season college football game in September 1984 and its first live NFL game in August 1987.

Before joining the Orange, Wildhack most recently served as the network's executive vice president for programming and production. He was responsible for oversight of all ESPN and ABC game, event and studio production work for domestic and international television and radio, as well as programming acquisitions, rights-holder relationship management, and scheduling. He managed all league and conference relationships; negotiated all live sports television rights; renegotiated a nine-year deal with the National Basketball Association (NBA), extending the existing contract through 2023; renegotiated a new 20-year agreement with the Southeastern Conference that extended the existing media rights deal through 2034; helped secure long-term multiplatform agreements with the NBA, Major League Baseball, the College Football Playoff, Atlantic Coast Conference, Big 12, U.S. Open Tennis, the Rose and Sugar Bowls, the Women's National Basketball Association, the American Athletic Conference and the Mountain West Conference; and won more than 30 Emmy Awards. He was responsible for 50,000 hours of on-air content annually.

Wildhack served as ESPN's executive vice president for programming and acquisitions from 2007 until 2012. While directing programming and acquisitions, he oversaw all rights negotiations and managed relationships with rights holders for all ESPN entities. These included ESPN, ESPN2, ESPN Classic, ESPNNEWS, ESPN Deportes, ESPNU, ESPN International, ESPN Radio, ESPN.com, ESPN3, ESPN Mobile Properties, print and more. In 2009, he began leading strategic program planning for all ESPN television networks, ESPN on ABC and ESPN's digital platforms.

Wildhack's managerial role at the company began in 1990 when he was named director of event productions. In 1991, he was promoted to vice president for remote production, a position he held through 1993 when he became senior vice president for remote production. In September 1994, he moved to the programming department as senior vice president for programming, and in 2005 he became senior vice president for programming acquisitions & strategy. Wildhack was directly involved in the renewal and expansion of many ESPN and ESPN2 programming agreements for the NFL, MLB, NBA, Bowl Championship Series, NCAA, tennis' four Grand Slam events and a variety of major college conferences. His efforts were integral to the increase of live and original programming on ESPN and ESPN2. Under his direction, the evolution of ESPN2's programming lineup included an extensive commitment to auto racing and college football and basketball, leading to ESPN2 becoming the fastest growing network of the 1990s.



Chancellor Kent Syverud (left) introduced John Wildhack and his family at a news conference on July 12, 2016. John was joined by two of his sons, Tommy and James, and his wife, Amy.

"Our department is defined by integrity and a passion for all things Syracuse - the University, the student-athletes, all students, the community and the region. We will be known as a group that collaborates amongst one another in all facets and all branches of the University. We want our program to be a point of pride for the entire University - our students, our alumni, the community and Orange fans worldwide."

**-- JOHN WILDHACK --
DIRECTOR OF ATHLETICS**

Wildhack first joined ESPN as a production assistant in 1980. He served in a number of production positions prior to his move to the management track, including production assistant, associate producer, senior associate producer, producer, coordinating producer and director of event productions. Among the sports he worked on were college football, NCAA basketball, boxing, golf and auto racing. He served as coordinating producer of ESPN's Sunday Night NFL and NFL Draft telecasts in 1988 and 1989 and produced NFL games for the network - the first NFL games on cable - from 1987-89.

A native of Buffalo, N.Y. and a 1980 alumnus of the S.I. Newhouse School of Public Communications with a degree in telecommunications, Wildhack joined ESPN in its first year of operation immediately following his graduation. An active alumnus of the University, he sits on the Advisory Board for the David B. Falk College of Sport and Human Dynamics and was an honoree at the "Newhouse at 40" Gala.

He and his wife, Amy, have two sons, Tommy and James. John is also the father of a son, M.J.

SYRACUSE



HERMAN FRAZIER

Senior Deputy Director of Athletics

Veteran athletics administrator Herman Frazier was promoted to senior deputy director of athletics in May 2016 after joining the Syracuse University staff as deputy athletics director/chief of staff in 2011.

A native of Philadelphia, Frazier boasts nearly 40 years of experience in athletics administration, including eight years as an athletics director. He has overseen the participation of the Syracuse football team in the 2012 New Era Pinstripe Bowl and 2013 Texas Bowl. In 2012, he received the NACDA Pioneer Award for his position as Chef de Mission for the 2004 Olympic Games.

Before coming to Syracuse, Frazier was the senior associate athletics director for sports administration at Temple University. Prior to joining the Owls, Frazier served six years as the director of athletics at Hawaii. He was also the director of athletics at the University of Alabama at Birmingham (UAB).

At Temple, Frazier supervised the football, basketball, baseball, soccer and crew programs, and was the administrative liaison for budget, compliance, financial aid, coaching searches, scheduling, academic support, facility issues, event management, media relations and marketing. He was also responsible for administrative supervision of the equipment operation, facilities, event management, sports medicine and strength and conditioning. Frazier handled the administrative logistics for Temple's appearance in the 2009 Eagle Bank Bowl and the 2010 and 2011 men's basketball NCAA Tournament appearances.

Frazier was the athletics director at Hawaii from 2002 through 2008, where he guided Warrior athletics to unparalleled success. Under Frazier's direction, the football team earned a spot in the 2008 Sugar Bowl following an unbeaten regular season and garnered four consecutive bowl bids, while the volleyball program advanced to back-to-back Final Fours. During his tenure, Frazier created premium seat donations, established a five-year financial plan, negotiated head coaching contracts for football and women's basketball, and was instrumental in bringing an Olympic trials event to Honolulu.

Frazier's first athletics director post was at UAB in 2000. As the second director of athletics in the history of the school, Frazier started a \$30 million facility improvement plan and was responsible for instituting new management concepts and a strategic master plan for the program.

Frazier began his career in administration immediately upon graduation from Arizona State, joining the Sun Devils staff as a graduate assistant for the track & field program in 1977. In 1979, he was appointed assistant director of events and facilities. During his 23-year tenure at ASU, Frazier moved up the ranks to the position of senior associate athletics director for business operations. He was the administrator for 10 Olympic sports that won numerous national championships, and the football program, which earned two Rose Bowl berths. He also directed business affairs, operations and stadium management.

An eight-time All-America track performer at ASU, Frazier was the leadoff runner for the 1976 Olympic gold medal-winning 4x400 relay team. From 1980 through 2004, Frazier served on various United States Olympic committees, including two stints as the U.S. Olympic Committee vice president from 1996 through 2004. In 2004, he was chosen Chef de Mission for the U.S. delegation at the Athens Olympics and presided over the most successful U.S. Olympic team in history as the Americans won 103 medals.

In 2016, Frazier was appointed to the NCAA Division I Track & Field Committee as a representative of both Syracuse University and the ACC. It's Frazier's second time on the committee, including a term as chairman from 1994-95 while at Arizona State.



CHRIS FULLER

Deputy AD/External Operations

Chris Fuller joined the Syracuse Athletics senior leadership team as the deputy director of athletics for external operations in December 2016. His responsibilities include oversight of marketing, athletics ticket sales, communications and the Orange Club.

Fuller came to Syracuse from the University of Tennessee where he served in leadership roles for 12 years in sales, marketing and external operations. From 2009 to 2016, Fuller was a senior associate athletics director and was responsible for all external operations of UT Athletics, including the Tennessee Fund Office, sales & marketing, ticket operations and broadcasting/VFL Films. Under Fuller's leadership, the Tennessee Fund launched the \$163 million Campaign for Comprehensive Excellence in 2013. The initiative made possible several facility enhancements including Pat Summitt Plaza, the Joan Cronan Volleyball Center, the Ray & Lucy Hand Digital Studio, as well as a number of additional upgrades.

Fuller served as the primary liaison with IMG College/The Vol Network. He negotiated an extension of the University's agreement with IMG through 2022, valued at \$132.9 million. Additionally, Fuller was the University's lead negotiator with key corporate clients and served on several coaching search committees including football, men's basketball, baseball, and track & field. Fuller also spearheaded the fundraising for the design and construction of the Ray & Lucy Hand Digital Studio, the Vols' state-of-the-art broadcasting facility.

An active member of the Knoxville community, Fuller served as chair of the United Way Branding and Messaging Committee in 2010. The effort raised more than \$12 million for the United Way of Greater Knoxville. He also played an integral role in the development of the OUTLIVE program that benefited the UT Cancer Institute and has been involved with the Leukemia & Lymphoma Society through its annual "Light the Night" walk.

Before his arrival at Tennessee, Fuller served as a consultant for the Mid-American Conference (MAC) and as the vice president of collegiate marketing for the Cleveland Cavaliers. He was responsible for the formation and operation of Gund Sports Marketing (GSM), whose clients included the MAC, Bowling Green State University, Miami University and the Rock 'n Roll Shootout. He also served as the director of business operations and university services for ACC Properties from 1995 to 1999. In that role, he was responsible for the ACC's official corporate partner program, championship events, licensing, event merchandising, publications and the official ACC website.

Fuller began his career in collegiate athletics as the assistant sports marketing director at the University of North Carolina. He graduated from Shepherd College in 1988 with an undergraduate degree in political science. He earned his master's degree in sports management from West Virginia University in 1992. He and his wife, Lori, were married in Knoxville in October 2005. They are the proud parents of two pugs, Rooney and Madigan.

SYRACUSE



SUE EDSON

**Executive Senior Associate AD/
Chief Communications Officer**

As the chief communications officer for Syracuse University Athletics, Sue Edson is responsible for all public relations and media relations functions for the department.

Edson serves as a member of the department's senior leadership group and external relations team, which includes communications, marketing, tickets, fundraising, corporate sales, digital media and video production. She also supervises the athletic communications, digital enterprises and multimedia production teams. The communications staff is responsible for the dissemination of information for Syracuse's 20 intercollegiate sports teams to appropriate organizations, management of the department's website (Cuse.com) and social media channels, acting as a liaison between the media and the department, and educating administrators, coaches and student-athletes with regard to public speaking and interviewing skills.

A 28-year veteran of Syracuse Athletics, Edson was promoted to her current role in the spring of 2015. Previously, she served as the associate director of athletics for communications from 2006-14 after working as the assistant director of athletics for communications (2004-06) and director of athletic communications (1997-2004). Edson was inducted into the College Sports Information Directors of America (CoSIDA) Hall of Fame in 2012.

Prior to her appointment as the director of athletic communications in 1997, Edson worked as an assistant director for seven years, including four years as the department's publications coordinator. As publications coordinator, she was responsible for the production of 16 media guides. In addition, she handled the day-to-day public relations duties for women's basketball.

Edson began her career at Syracuse University in 1990 as an assistant sports information director and was responsible for handling the public relations efforts for the Orange's 17 Olympic sports.

In 2006, Edson was honored with the 2006 Eastern College Athletic Conference-Sports Information Directors Association (ECAC-SIDA) Irving T. Marsh Award for excellence in the field of sports information. The following year, she was recognized with the Greater Syracuse '40 Under 40' award for her significant contributions in the workplace and local community.

Edson has been the media coordinator for the NCAA Men's Basketball East Regional in Syracuse five times and served as the media coordinator for the first and second rounds of the NCAA Women's Basketball Championship at the Carrier Dome in 2016. She served on the ECAC-SIDA Board of Directors for eight years and was the organization's president in 2002-03.

Previously an adjunct professor in SU's S.I. Newhouse School of Public Communications, Edson taught a class in sports public relations from 1994 through 2013.

Edson graduated from Syracuse in 1990 with a dual degree in broadcast journalism and policy studies.

Edson resides in Jamesville. She has two children. Her son, Thomas, is a freshman at Ithaca College and her daughter, Tracey, attends Jamesville-DeWitt High School. Her late husband, Rob Edson, was an athletics administrator at Syracuse and Onondaga Community College before his passing in 2013.

Edson is co-president of the Jamesville-DeWitt Youth Athletic Association Board of Directors and she is the co-coordinator of the basketball program. In addition, she serves on the Greater Syracuse Sports Hall of Fame Board of Directors.



ANTHONY DI FINO

Associate AD/Business Development

Syracuse native Anthony Di Fino joined the Orange staff as associate athletics director for business development in March 2016.

Di Fino is responsible for developing strategic marketing campaigns intended to cultivate community relationships and build support for Syracuse Athletics. He is a member of the external relations team that steers decisions on marketing, fundraising, ticketing, sponsorship and communications initiatives.

During 2016-17, Di Fino and his sales team hit several milestones. They surpassed 4,100 new football season tickets sold, the second-highest total on record at Syracuse, and topped 1,750 in new season tickets sold for men's basketball. In addition, their efforts were the driving force behind the Orange women's basketball team drawing a record-crowd of 11,021 for its game against Notre Dame on Feb. 19, 2017.

Di Fino's previous experience includes positions at IMG Learfield (IMGL) Ticket Solutions and in the athletics departments at Army West Point, Columbia and Fordham.

The 2013 IMGL General Manager of the Year and 2014 IMGL Executive of the Year, Di Fino rose quickly through the company's ranks. He served as the IMGL general manager at Akron from 2011 to 2013, and worked as the general manager at Penn State from May 2013 to August 2014.

In August 2014, Di Fino was promoted to IMGL Northeast Regional Manager. In that capacity, he directed the sales efforts for 13 IMGL properties, instituting pricing strategy, developing sales schedules and campaigns, overall marketing strategies and supervising the general managers at each property.

During his Akron tenure, Di Fino led a sales team that increased new revenues by 72 percent, highlighted by an 860 percent increase in partial plans and a 91-percent growth rate in group sales. At Penn State, he directed a sales force that sold more than 5,000 new seasons tickets in two consecutive years, and oversaw a growth in group sales of more than 200 percent.

Prior to joining IMG Learfield, Di Fino served as the assistant athletics director for ticket sales and client services at Army West Point. He oversaw all ticket sales efforts, as well as tailgating and marketing strategies. Di Fino's previous experience also includes working as the ticket manager at Columbia and as a marketing assistant at Fordham.

Di Fino is a 2006 Fordham graduate where he was a member of the football team. He earned a master's degree from Columbia in 2009.



KRISTEN JONES KOLOD

Deputy AD/Chief Financial Officer

Kristen Jones Kolod moved to the Department of Athletics from Syracuse University's Division of Student Affairs in December 2016. She had served as the executive director of budget and administrative operations for student affairs since 2008. Prior to that, Jones Kolod was the director of budget and operations for student affairs.

In her role as executive director, Jones Kolod was responsible for the preparation, planning and management of the division's budget and financial matters, including functional supervision of all department managers. She oversaw technical services and was the divisional contact for facility projects, space planning and human resource processes.

Jones Kolod has extensive experience in financial management and analysis, business process improvements and efficiencies, development and implementation of policies and procedures, and project management. As a member of the senior leadership team in Student Affairs, she contributed to the organizational management, strategic direction and vision of the division.

Prior to joining Syracuse University, Jones Kolod worked as the manager of financial planning and analysis for the Division of Commercial Systems and Services for United Technologies Corporation. She was responsible for monthly forecasting and annual financial plans. Previous positions she held include the manager of finance and accounting services at Carrier Corporation, North American Operations, and manager of corporate payroll at Penn Traffic Company.

Jones Kolod holds a bachelor's degree in accounting and a master's degree in business administration, both from Le Moyne College, where she also studied abroad in Warsaw, Poland. She resides in Pompey with her husband, Alex, and daughter, Sierra.

SYRACUSE



KIMBERLY KEENAN-KIRKPATRICK

Deputy AD/Senior Women's Administrator

Kimberly Keenan-Kirkpatrick joined the Syracuse University Department of Athletics as the deputy athletics director/senior women's administrator in August 2015. She came to Syracuse from Seton Hall University, where she worked as a member of the school's athletics administration since 2006.

At Seton Hall, Keenan-Kirkpatrick was an associate director of athletics for five years prior to her promotion to senior associate director of athletics in 2011. She directed Seton Hall's NCAA compliance program, was the school's deputy coordinator for Title IX, served as the sport administrator for multiple programs, chaired the BIG EAST Track & Field and Cross Country Championship committees, and initiated many Pirate Blue Athletics fundraising activities.

As the associate athletics director for compliance, Keenan-Kirkpatrick was responsible for overseeing rules education and monitoring compliance issues for all 14 of Seton Hall's intercollegiate sports.

Prior to her appointment at Seton Hall in 2006, Keenan-Kirkpatrick was the associate athletics director and senior women's administrator at Lafayette College for four years. She served in the same capacities at Kutztown University from 1996-2002. Before joining the Golden Bears, she worked as an attorney and served as Drew University's business manager and head cross country coach.

A track & field standout at Kent State, Keenan-Kirkpatrick earned the Mid-American Conference's Bob James Memorial Postgraduate Scholarship and placed second in the 5,000-meter run at the MAC Indoor Championship her senior year.

Keenan-Kirkpatrick's reputation as an elite track & field athlete was proven later in her career when she served as an assistant coach for the U.S. Track & Field team at the 2005 World Championship and 2008 Olympic Games in Beijing, China. In both instances, and in many others, she worked specifically with America's distance runners.

Keenan-Kirkpatrick transitioned to a management role for USA Track & Field in 2011, serving as the head women's manager for the Pan Am games in Guadalajara, Mexico, and, most recently, as the track & field event manager for the U.S. men and women at the 2015 Pan Am games in Toronto.

Keenan-Kirkpatrick earned a law degree from Seton Hall in 1993. She also holds a Bachelor of Arts in psychology from Kent State. She and her husband, Brian, live in Manlius with their two daughters, Libbie and Madison.



JEREMIAH MAHER

Associate AD/Ticket Sales & Operations

Jeremiah Maher, who joined the Syracuse staff in 2007, is responsible for supervising all facets of the Orange's ticketing and customer service as it relates to the Carrier Dome Box Office operation.

Before coming to Syracuse, the Rochester, N.Y. native was the director of ticket sales at Seton Hall University. While with the Pirates, Maher established policies and procedures for reseating in the Prudential Center. He coordinated with the athletic development office to implement a priority seating system for men's basketball and generated strategies for the men's and women's basketball ticket sales campaigns. Maher started at Seton Hall as the ticket manager, a post he held for five years before being promoted.

Prior to working at Seton Hall, Maher was the assistant director of sports information and marketing at Siena College.

Maher is a member of the Delta Sigma Pi Professional Business Fraternity and the National Association of Collegiate Marketing Administrators (NACMA). He earned a bachelor's degree in marketing and management from Siena and holds an MBA, with a concentration in sports management, from Seton Hall.

Maher and his wife, Jackie, have two children, Nicholas and Caroline.



BOB ARKEILPANE

Executive Director for Athletics Development

Bob Arkeilpane, a 1981 Syracuse University graduate and four-year football letterwinner, returned to the University in March 2017 as executive director for athletics development. A veteran athletics administrator with vast fundraising experience, Arkeilpane was previously the director of athletics at the University at Buffalo for five years. He also served as the deputy director of athletics at the University of Cincinnati for nine years.

At Syracuse, Arkeilpane is responsible for the creation and implementation of all athletics fundraising efforts for the 20 men's and women's sports programs, including facilities.

Arkeilpane began his three decades in Division I intercollegiate athletics as a student-athlete at Syracuse. He played defensive back for Orange head coach Frank Maloney from 1977 through 1980 and was a member of SU's 1979 Independence Bowl team and the first team to play its home games in the Carrier Dome. Arkeilpane then moved to Ohio University where he earned his master's degree in sport administration and worked as a graduate assistant football coach.

As the director of athletics for the University at Buffalo from 1998 through 2003, Arkeilpane was responsible for all intercollegiate athletic, recreational and intramural programs, including 17 sports teams that competed in the Mid-American Conference. Arkeilpane's accomplishments included successfully guiding UB through the Division I-A reclassification process, positioning the Bulls to comply successfully with all aspects of Title IX, improving attendance at football and basketball games, and achieving a balanced budget for five consecutive years. Prior to his appointment to lead the athletics program, Arkeilpane was UB's associate director of athletics for development and external relations for three years.

At Cincinnati, Arkeilpane served as associate vice president for development/campaign planning for the UC Foundation, the private sector fundraising entity for the school and its campuses, colleges, departments and units, from 2003 through 2005. Arkeilpane previously had worked for the UC Foundation as college director of development and alumni affairs from 1987-91. He transitioned to the role of deputy director of athletics in 2005. As the deputy director of athletics, Arkeilpane was responsible for the day-to-day operations of the athletics department. He also provided sport oversight for the football, men's basketball and baseball programs, as well as the sports medicine department and athletics business office.

Early in his career, Arkeilpane served as an assistant athletics director for development at Cal State-Fullerton and Miami University.

A native of Amherst, N.Y., and a standout high school football player at Sweet Home High School, Arkeilpane was a teammate of future NFL stars Art Monk, Joe Morris, Craig Wolfley and Gary Anderson at Syracuse.

SYRACUSE



MOREY MOSSOVITZ

Assistant AD/Facilities & Event Operations

Morey Mossovitz was named Syracuse's assistant athletic director for facilities and event operations in August 2011 after serving in the specialized role of facilities coordinator with academic support responsibilities.

Mossovitz oversees the daily operations, facility upkeep and renovation projects for the Lampe Athletics Complex. He is the primary supervisor for Manley Field House, the Carmelo K. Anthony Basketball Center, Iocolano-Petty Football Complex, Ensley Athletic Center, SU Soccer Stadium, J.S. Coyne Stadium, Wohl Field, Hookway Fields, the Skytop Softball Stadium and select Carrier Dome events.

Mossovitz provides administrative support to Vice President and Chief Facilities Officer Pete Sala and serves as the department's liaison with Syracuse University Parking Services, the Department of Public Safety, EMS, Visit Syracuse, the University's Office of Government and Community Relations, and Recreation Services.

As game manager for all Olympic sporting events and tournament manager for select Atlantic Coast Conference and NCAA events, Mossovitz works with nearly every sport program on campus. Most recently, he served as the tournament manager for the 2015 NCAA Men's Basketball East Regional and was appointed the administrator in charge of overseeing Syracuse's camps and clinics in 2016.

Prior to his promotion to his current role, Mossovitz acted as the Orange's academic and facilities coordinator. His primary responsibilities included academic coordination for men's and women's lacrosse, and tennis, while assisting in the daily and gameday operations of the Lampe Athletics Complex and Carrier Dome.

Mossovitz earned his bachelor's degree in psychology with a minor in educational studies from Syracuse University in 2008. Two years later, he received a master's degree in student affairs counseling from the University.

Mossovitz is a member of Psi Chi, the International Honor Society in Psychology. He is also a member of the Chi Sigma Iota Counseling Honor Society.

During his undergraduate and postgraduate career, Mossovitz served as team manager, graduate assistant and assistant director of camps for the Orange men's lacrosse program.

A native of Baltimore, Md., Mossovitz is an alumnus of St. Paul's School for Boys. He currently lives in Fayetteville with his wife, Elizabeth, their daughter, Lucy, and their dog, Penny.



JAMIE MULLIN

Senior Associate AD/Administration

Jamie Mullin was promoted to senior associate athletics director for administration in July 2013 after serving in multiple roles since joining the Syracuse staff in 2003.


Mullin was hired as the Orange's director of compliance in July 2003. He was promoted to associate director of athletics for team services in 2006, and served as associate director of athletics for administration prior to his current appointment.

Mullin is the liaison to the University's legal counsel, judicial affairs, admissions, and financial aid departments. In addition, he is responsible for athletics department policy development and strategic planning. Mullin also provides managerial support to the equipment room, sports nutrition staff and video support services. He is the sport administrator for the SU's men's lacrosse, women's ice hockey, field hockey and rowing programs.

Before coming to Syracuse, Mullin worked at Fresno State for two years. He was named Fresno State's director of compliance in June 2001 and was promoted to assistant athletic director for compliance a year later. Mullin also previously worked in the compliance office at Central Michigan as an assistant from August 1999 through May 2001.

Mullin received his bachelor's degree in history from Northern Michigan. He also holds a master's degree in sport administration from Central Michigan.

Jamie and his wife, Sara, reside in Jamesville with their sons, Tate and Quinn.



TOMMY POWELL

Assistant Provost/Student-Athlete Academic Development


A proven leader in academic training, Tommy Powell came to Syracuse University as provost for student-athlete academic development in August 2013. Powell has an extensive background in guiding student-athletes to success in the classroom and in the community. He joined the Orange staff from Iowa State University, where he had served as the associate athletics director for academic services since 2008.

While with the Cyclones, Powell implemented a standard comprehensive academic support program for all student-athletes. The program helped student-athletes attain a higher cumulative GPA than the general student population from 2011 to 2013. Iowa State's 79 percent federal graduation rate in 2010 was the highest in the Big 12 and the seventh-best among FBS schools. In 2009, Iowa State's CHAMPS/Life Skills program earned the Division I-A Athletic Directors Association National Program of Excellence Award.

Prior to his time at Iowa State, Powell was the associate director of the Louisiana State University Academic Center for Student-Athletes from 2001 to 2008. In addition to serving as the academic coordinator for several teams, including football and basketball, Powell monitored the progress toward degree and eligibility requirements for at-risk student-athletes.

Powell began his academic support career at LSU where he worked as an academic counselor for the College of Arts and Sciences for two years. He was the director of counseling services at River Parishes Community College from 1998 to 2000 before serving as the director of the TRIO Dissemination Partnership Program at Southeastern Louisiana University in 2000 and 2001. The program trained and supervised college faculty on the implementation of supplemental instruction.

Powell earned his bachelor's degree in psychology in 1992 and his master's degree in counseling in 1995 from Southeastern Louisiana. He and his wife, Deborah, have two sons, Tyler and Ethan.



PETE SALA

University Vice President/Chief Facilities Officer

Pete Sala is the University's vice president and chief facilities officer. In addition to managing the operations of SU's athletic facilities, including the Carrier Dome, Sala is responsible for all University building projects and oversees several other departments on campus, including Campus Planning, Design and Construction, Business and Facilities Maintenance Services, Physical Plant, Housing and Food Services Maintenance, and Energy Systems & Sustainability Management.

A member of Chancellor Kent Syverud's Executive Team, Sala is the construction manager for the West Campus Project, which includes more than \$250 million of upgrades for the Carrier Dome and Archbold Gymnasium.

Sala started at the Dome in 1982 as a production assistant and advanced through the ranks to production manager in 1988 and operations manager in 1991. He served as assistant director of facility operations for the building from 1991 through June 2005 when he was promoted to associate director of athletics for facilities. In 2010, Sala assumed the role of managing director of the Carrier Dome. He also previously served as SU's interim director of athletics from mid-March to July 6, 2015.

At the Dome, Sala is responsible for all day-to-day operations of the facility, including coordinating and scheduling events, managing the box office, maintaining the budget and overseeing all necessary building maintenance. He supervises a full-time staff of 35, a part-time staff of more than 400, and the nearly 100 students that assist in Dome operations and facility changeovers.

Along with his Carrier Dome responsibilities, Sala is the construction manager for all athletics facility upgrades and new building projects, including recent additions like the Carmelo K. Anthony Basketball Center and Ensley Athletic Center.

A 1979 graduate of Jamesville-DeWitt High School, Sala attended Morrisville College before transferring to the University of Massachusetts, where he completed the school's turf management program.

Pete and his wife, Laurie, reside in Jamesville with their son, Jake.

SYRACUSE



BRETT WALLACE

Assistant AD/Marketing & Sales

Assistant Athletics Director for Marketing and Sales Brett Wallace joined the Orange staff in February 2017. Wallace came to Syracuse after working in premium ticket sales for the Cleveland Browns for two years. He boasts an additional year of experience in NFL ticket sales, having worked for the Philadelphia Eagles from 2013 to 2014.

Wallace, who began his ticket sales career with the Lake Erie Monsters of the American Hockey League in 2010, also brings two years of experience in the NBA from his tenure as a business development specialist and premium sales consultant/night sales manager for the Cleveland Cavaliers.

Wallace is responsible for training, developing and supervising an athletics department ticket sales staff that focuses on football, men's and women's basketball, and men's lacrosse. He is involved in coordinating community events and collaborates with marketing, fundraising and the ticket operations teams.

In his role with the Browns, Wallace sold a wide array of premium inventory for suites, contracted club seats and all-inclusive clubs. He renewed Browns members annually and helped train and mentor the inside sales team. During his year-long stint in Philadelphia, Wallace was responsible for selling suite leases, contracted club seats and other premium inventory. With the Cavaliers, Wallace worked with the corporate sales staff on premium sales elements, renewed season tickets and sold suite leases, floor seats, clubs seats and premium group packages. In his role as business development specialist, he was responsible for Cleveland's hospitality and business programs, and sold season-ticket and partial season-ticket plans.

A native of Upstate New York, Wallace earned his bachelor's degree from SUNY Cortland in 2008 and his master's degree from Newcastle University in 2009.



MARK WHEELER

Associate AD/Director of Compliance

Mark Wheeler was named Syracuse's director of compliance in October 2015 after previously serving in the same position at Boise State University for two years. In April 2017, he was promoted to associate director of athletics for compliance.

Wheeler reports directly to the University General Counsel's Office and works closely with Director of Athletics John Wildhack. Wheeler is responsible for managing all aspects of the University's compliance program, including educating coaches, student-athletes, boosters, athletic department staff, and other University officials about NCAA, Atlantic Coast Conference, College Hockey America and Intercollegiate Rowing Association rules and regulations. Wheeler is also responsible for overseeing all compliance processes and procedures dealing with the University's monitoring of recruiting, eligibility, financial aid and certification.


While at Boise State, Wheeler led the Broncos' compliance department, creating and delivering a comprehensive education curriculum for coaches, non-coaching staff, student-athletes, boosters and other constituents. In addition, he provided NCAA and Mountain West Conference rules interpretations for coaches, staff and student-athletes.

Before joining the Broncos, Wheeler was the assistant director of compliance at Ohio State for one year, managing all areas of compliance for the men's and women's swimming & diving, men's and women's cross country, and men's and women's track & field programs.

Wheeler's previous experience includes serving as an athletic compliance coordinator/graduate assistant at Pepperdine from August 2011 to May 2012. While there, Wheeler played an integral role in rebuilding compliance processes and procedures and drafted compliance manuals for coaches and new hire/interns. Wheeler also completed internships at Brigham Young University and Paradigm Sports Management during his career.

In 2012, Wheeler passed the bar exam in California and received his Juris Doctor from Pepperdine the same year. He earned his undergraduate degree in management from BYU in 2009.

Wheeler and his wife, Kaela, have three sons - Bennett, Anders and Theo.



RICK BURTON

Faculty Athletics Representative

Rick Burton is the David B. Falk Endowed Professor of Sport Management in Syracuse University's David B. Falk College of Sport and Human Dynamics. He has served as the Orange's faculty athletics representative to the NCAA and Atlantic Coast Conference since 2014. In addition to his duties as faculty athletics representative, Burton teaches in Syracuse's Renee Crown Honors Program and has served as a visiting professor at Kufstein Tirol University in Austria, as well as the International Olympic Academy (IOA) in Olympia, Greece. He was selected as the Falk College Faculty Member of the Year for Teaching in 2011 and 2013.

The co-author of the textbook "Global Sport Marketing: Sponsorship, Ambush Marketing and the Olympic Games," Burton recently finished a book on collected opinion columns from Sports Business Journal titled "Sports Business Unplugged: Leadership Challenges for the World of Sports."

Prior to his appointment at Syracuse in August 2009, Burton served as the chief marketing officer for the U.S. Olympic Committee at the 2008 Summer Olympics in Beijing, directing the USOC's partnerships for International Olympic Committee (IOC) and USOC sponsorship activation.

From 2003-07, Burton was the commissioner of Australia's Sydney-based National Basketball League (NBL) and was responsible for every aspect of the NBL's development and growth, including securing lucrative broadcast rights fees, naming rights sponsorships, player and referee collective bargaining agreements and league profitability.

From 1995-2003, Burton led the University of Oregon's Warsaw Sports Marketing Center to international prominence, serving as both its director and executive director (1998-03). During his tenure, Burton initiated Oregon's engagement with Fudan University in Shanghai, China and worked closely with Nike as they developed their business efforts there. While at Oregon, Burton also created the Burton Marketing Group, working almost exclusively in league management and sponsorship for entities such as IMG, the U.S. Basketball Academy, Philippine Basketball Association (PBA), Japanese Pro Soccer league (J-League), National Football League (NFL), National Hockey League (NHL), Australian NBL, Visa, multiple NFL teams, Professional Bull Riders, FedEx, TSE and Sport Accord.

In the mid-1990s, Burton supervised numerous clients ranging from the NFL, Indianapolis Motor Speedway, Gillette, Sprint and Universal Studios, while serving as a vice president for the sports and entertainment marketing agency Clarion Performance Properties in Greenwich, Conn.

Burton has written for the New York Times, Wall Street Journal, Sports Business Journal and SI.com, among others. In addition, he hosted his own sports business television show in Portland, Oregon. Burton has provided national radio network commentary for Sporting News Radio Network and is a frequent commentator on the sports industry. A regular conference host/moderator and inspirational/motivational speaker, Burton's most recent engagements have included Intel, Chip Ganassi Racing (NASCAR and Indy Racing), the Association of Luxury Suite Directors and Real Salt Lake (MLS).

Burton began his career as a sportswriter in Syracuse before moving on to the Miller Brewing Company in Milwaukee. He worked there for 12 years in brand management and sports public relations. He served as national advertising manager for Miller Lite's award-winning "Less Filling - Tastes Great" advertising campaign and also worked as a brand manager for Sharp's and Lowenbrau.

Burton's first novel, a WWII/Cold War historical thriller called "The Darkest Mission," was published in May 2011 by Long Reef Press.

SYRACUSE

Syracuse Head Coaches



Dino Babers
Football



Jim Boeheim
Men's Basketball



Mike Bosch
Softball



Ange Bradley
Field Hockey



John Desko
Men's Lacrosse



Paul Flanagan
Women's Ice Hockey



Chris Fox
Cross Country/
Track & Field



Gary Gait
Women's Lacrosse



Quentin Hillsman
Women's Basketball



Younes Limam
Women's Tennis



Ian McIntyre
Men's Soccer



Justin Moore
Women's Rowing



Dave Reischman
Men's Rowing



Phil Wheddon
Women's Soccer




Leonid Yelin
Women's Volleyball

Syracuse Athletics Administration



Tyler Cady
Assistant Director of
Athletic Communications



Wendy Coher
Director of Premium
Seating




Chris Gedney
Senior Associate AD/
Orange Club



David Gunn
Digital Media
Managing Editor



Jim Hamilton
Producer/Videographer



Mary Kelly
Senior Administrator,
Assistant to the
Director of Athletics



April Mazza
Assistant Director of
Annual Giving and
Volunteer Groups



Susie Mehringer
Assistant Director of
Athletic Communications



Mike Morrison
Assistant Director of
Athletic Communications



Matt Park
Play-by-Play Voice
Syracuse IMG Sports
Network




Corey Parker
Assistant Director of
Athletics for Olympic Sports
Strength & Conditioning



Kitty Pasqua
Executive Assistant/
Administration



Jason Poles
Assistant Athletics
Director for Major Gifts



Anthony Prisco
Assistant Director of
Athletic Communications



Dave Salanger
Senior Director of
Development



Dena Segbers
Spirit Program
Coordinator/Cheer Coach

SYRACUSE

2017-18 Preseason Predictions

ATHLON SPORTS 2017-18 PREVIEW

SPANDED COVERAGE NOW **224 PAGES**

COLLEGE BASKETBALL

351 TEAMS PREVIEWED

TOP 20

1. ARIZONA
2. MICHIGAN STATE
3. KANSAS
4. DUKE
5. LOUISVILLE
6. KENTUCKY
7. USC
8. VILLANOVA
9. WICHITA STATE
10. WEST VIRGINIA
11. NORTH CAROLINA
12. MIAMI
13. FLORIDA
14. TEXAS A&M
15. CINCINNATI
16. MINNESOTA
17. XAVIER
18. PURDUE
19. GONZAGA
20. SETON HALL

10 THINGS TO WATCH IN 2017-18

THE NATION'S TOP 100 PLAYERS

FEATURING **SYRACUSE'S TYUS BATTLE**

PLUS **THE FIELD OF 68 REVEALED**

ALL THE RAGE POSITIONLESS BASKETBALL

450+ RECRUITS RANKED

IT'S MILLER'S TIME AT INDIANA

ATHLONSports.com

DISPLAY UNTIL DECEMBER 4, 2017

7 40511 11361 4

PRINTED IN U.S.A.

2017-18 PREVIEW | PLAYER / UNIT RANKINGS

Lindy's SPORTS COLLEGE Basketball

351 TEAM PREVIEWS

LINDY'S TOP 10

1. Michigan St
2. Arizona
3. Wichita St
4. Duke
5. Kansas
6. Kentucky
7. Villanova
8. Cincinnati
9. Louisville
10. Texas A&M

PP100 INCOMING FRESHMEN & JC TRANSFERS

Syracuse's Tyus Battle
St John's Shamorie Ponds

Barcode (0001 Nov. 2017)

7 3

0 74470 01363 1

\$8.99 U.S. / \$9.99 CAN

www.lindysports.com

National Rankings

Rank	Publication/Website
69	College Sports Madness
NIT	

Athlon Sports
College Sports Madness

NBA Draft Rankings

Tyus Battle	
42nd	College Sports Madness

Player Rankings

Tyus Battle	
43rd Player	Athlon Sports
Frank Howard	
10 breakout players	fanragsports.com

ACC Honors

Syracuse	
11th	Athlon Sports
11th	Blue Ribbon Magazine
12th	cbssports.com
11th	College Sports Madness
8th	Fanragsports.com
9th	Lindy's Sports
8th	Street and Smiths

NO. 1 FANS CHOICE

2017-18 BASKETBALL

Street & Smith's

COLLEGE • PREPS • PROS

Tyus Battle Syracuse

Player Rankings

Tyus Battle	
Third Team All-ACC	College Sports Madness

Class of 2017 Recruiting Rankings

41st	ESPN.com
41st	Rivals.com
31st	Scout.com
38th	247sports

Oshae Brissett

137th freshman	Athlon Sports
151st freshman	College Sports Madness
51st freshman	247sports.com

Marek Dolezaj

110th freshman	Athlon Sports
10 Under-the-Radar freshman	fanragsports.com

71st freshman	247sports.com
---------------	---------------

Bourama Sidibe

189th freshman	Athlon Sports
151st freshman	Rivals.com
89th freshman	247sports.com

Geno Thorpe

Grad Transfers to Watch	Athlon Sports
5 Impact Transfers	fanragsports.com

Howard Washington

261st freshman	247sports.com
----------------	---------------

2017-18 SYRACUSE ORANGE



0 **ADRIAN
AUTRY**
JUNIOR



2 **MATTHEW
MOYER**
SOPHOMORE



4 **ELIJAH
HUGHES**
SOPHOMORE



5 **PATRICK
HERLIHY**
SENIOR



10 **HOWARD
WASHINGTON**
FRESHMAN



11 **OSHAЕ
BRISSETT**
FRESHMAN



13 **PASCHAL
CHUKWU**
JUNIOR



14 **BRAEDON
BAYER**
JUNIOR



21 **MAREK
DOLEZAJ**
FRESHMAN



23 **FRANK
HOWARD**
JUNIOR



24 **SHAUN
BELBEY**
JUNIOR



25 **TYUS
BATTLE**
SOPHOMORE



30 **GENO
THORPE**
R-SENIOR



32 **RAY
FEATHERSTON**
SOPHOMORE



35 **BOURAMA
SIDIBE**
FRESHMAN



54 **KY
FELDMAN**
JUNIOR



**JIM
BOEHEIM**
HEAD COACH



2017-18 SCHEDULE

NOV. 1	SOUTHERN NEW HAMPSHIRE (EXHIBITION)	7:00 PM
NOV. 6	SOUTHERN CONNECTICUT STATE (EXHIBITION)	7:00 PM
NOV. 10	CORNELL	7:00 PM
NOV. 14	IONA	7:00 PM
NOV. 18	HOOPHALL MIAMI INVITATIONAL VS. TEXAS SOUTHERN	7:00 PM
NOV. 20	HOOPHALL MIAMI INVITATIONAL VS. OAKLAND	7:00 PM
NOV. 22	HOOPHALL MIAMI INVITATIONAL VS. TOLEDO	2:00 PM
NOV. 27	BIG TEN/ACC CHALLENGE VS. MARYLAND	7:30 PM
DEC. 2	HOOPHALL MIAMI INVITATIONAL VS. KANSAS [AMERICAN AIRLINES ARENA]	5:30 PM
DEC. 5	JIMMY V CLASSIC VS. CONNECTICUT [AT MADISON SQUARE GARDEN]	9:00 PM
DEC. 9	COLGATE	2:00 PM
DEC. 16	AT GEORGETOWN	12:30 PM
DEC. 19	BUFFALO	7:00 PM
DEC. 22	ST. BONAVENTURE	7:00 PM
DEC. 27	EASTERN MICHIGAN	7:00 PM
DEC. 31	VIRGINIA TECH*	6:00 PM
JAN. 3	AT WAKE FOREST*	7:00 PM
JAN. 6	NOTRE DAME *	3:15 PM
JAN. 9	AT VIRGINIA *	8:00 PM
JAN. 13	AT FLORIDA STATE	2:00 PM
JAN. 16	PITTSBURGH *	9:00 PM
JAN. 24	BOSTON COLLEGE *	7:00 PM
JAN. 27	AT PITTSBURGH*	4:00 PM
JAN. 31	AT GEORGIA TECH	8:00 PM
FEB. 3	VIRGINIA *	4:00 PM
FEB. 5	AT LOUISVILLE *	7:00 PM
FEB. 11	WAKE FOREST*	1:00 PM
FEB. 14	NC STATE *	9:00 PM
FEB. 17	AT MIAMI	12:00 PM
FEB. 21	NORTH CAROLINA *	7:00 PM
FEB. 24	AT DUKE *	TBA
FEB. 28	AT BOSTON COLLEGE *	9:00 PM
MAR. 3	CLEMSON *	2:00 PM
MAR. 6-10	ACC TOURNAMENT AT BROOKLYN, N.Y. [BARCLAYS CENTER]	

* denotes ACC Games

CUSE.COM