

# BOSTON CELTICS

2015-16 MEDIA GUIDE



#GREENRUNSGREEN

# BOSTON CELTICS

## 2015-16 SCHEDULE

### OCTOBER/NOVEMBER

SUN	MON	TUE	WED	THU	FRI	SAT
			OCT 28 PHI 7:30	29	30 TOR 7:30	31
NOV 1 SAS 3:30	2	3	4 IND 7:00	5	6 WAS 7:30	7
8	9	10 MIL 8:00	11 IND 7:30	12	13 ATL 7:30	14
15 OKC 7:00	16 HOU 8:00	17	18 DAL 7:30	19	20 BKN 7:30	21
22 BKN 6:00	23	24 ATL 8:00	25 PHI 7:30	26	27 WAS 7:30	28
29 ORL 6:00	30 MIA 7:30					

### DECEMBER

SUN	MON	TUE	WED	THU	FRI	SAT
		1	2 MEX 10:00	3	4	5 SAS 8:30
6	7 NOP 8:00	8	9 CHI 7:00	10	11 GSW 7:30	12 CHA 7:00
13	14	15 CLE 7:30	16 DET 7:30	17	18 ATL 7:30	19
20	21 MIN 7:30	22	23 CHA 7:00	24	25 DET 7:30	26
27 NYK 7:00	28	29	30 LAL 7:30	31		

### JANUARY

SUN	MON	TUE	WED	THU	FRI	SAT
					1	2 BKN 3:00
3	4 BKN 7:30	5	6 DET 7:30	7 CHI 8:00	8	9
10 MEM 6:00	11	12 NYK 7:30	13 IND 8:00	14	15 PHX 7:30	16 WAS 7:00
17 DAL 8:30	18	19	20 TOR 7:30	21 CHI 7:30	22 PHI 7:00	23
24	25 WAS 7:00	26	27 DEN 7:30	28 ORL 7:30	29	30
31 ORL 6:00						

### FEBRUARY

SUN	MON	TUE	WED	THU	FRI	SAT
	1	2 NYK 7:30	3 DET 7:30	4	5 CLE 7:30	6
7 SAC 1:00	8	9 MIL 8:00	10 LAC 7:30	11	12	13
14 ★ ALL-STAR	15	16	17	18	19 UTA 10:30	20
21 DEN 5:00	22 MIN 8:00	23	24	25 MIL 7:30	26	27 MIA 3:00
28 UTA 7:30	29					

### MARCH

SUN	MON	TUE	WED	THU	FRI	SAT
		1	2 POR 7:30	3	4 NYK 7:30	5 CLE 7:00
6	7	8	9 MEM 7:30	10	11 HOU 7:30	12
13	14	15 IND 7:00	16 OKC 7:00	17	18 TOR 7:30	19
20 PHI 6:00	21 ORL 7:30	22	23 TOR 7:30	24	25	26 PHX 10:00
27 LAC 10:30	28	29	30	31 POR 10:00		

### APRIL

SUN	MON	TUE	WED	THU	FRI	SAT
					1 GSW 10:30	2
3 LAL 9:30	4	5	6 NOP 7:30	7	8 MIL 7:30	9 ATL 7:30
10 CHA 7:30	11	12	13 MIA 8:00	14	15	16

■ Home ■ Away ■ All times EST.

GET YOUR TICKETS NOW

**CELTICS.COM**  
**800-4NBA-TIX**

Follow us



BOSTON CELTICS BROADCAST PARTNERS:





# **2015-16 BOSTON CELTICS MEDIA GUIDE**

Editors: Jeff Twiss, Brian Olive, Heather Walker and Taylor Kielpinski-Rogers

Design: Keith Sliney    Production: Brian Olive    Printing: Flagship Press

Photography: Brian Babineau, Steve Babineau, NBAE/Getty Images

Special thanks: To Jay Wessel and Victoria Heinsohn for their invaluable help in compiling this publication. We extend our gratitude to Bob Rosen, Chris Thorn and Elias Sports Bureau for their patience and statistical input; to Steve and Brian Babineau of Sports Action Photography and to the staff and management of Flagship Press.

All NBA and team insignia depicted in this publication are the property of NBA Properties, Inc. and the respective teams of the NBA and may not be reproduced for commercial purposes without the prior written consent of NBA Properties, Inc. All photographs are NBAE/Getty Images unless otherwise noted. The information contained in this publication was compiled by the Boston Celtics and is provided as a courtesy to our fans and the press and may be used only for personal or editorial purposes. Any commercial use of this information is prohibited without the prior written consent of the Boston Celtics.

# A NEW BENCH MARK

Look for Putnam on the sidelines  
as the Celtics go for Banner 18.



## **FRONT OFFICE**

Staff Directory	6
Ownership	10
Board of Directors	14
Basketball Operations	16
Business Operations	28

## **PLAYERS**

2015-16 Roster	37
Biographies and Statistics	38

## **MEDIA**

Media Information	92
Traveling Media	96

## **TRADITION**

Red Auerbach Bio	99
Former Player Stats	102
All-Time Numbers	170
Draft Choices	172
Miscellaneous Stats and Information	179

## **NBA**

NBA Directory	224
NBADL Directory	225
NBA Key Dates	225
Opponents	226



FRONT OFFICE

CELTICS MANAGING PARTNERS

Wyc Grousbeck	Managing Partner, Governor and Chief Executive Officer
H. Irving Grousbeck	Managing Partner and Alternate Governor
Steve Pagliuca	Managing Partner and Alternate Governor
Robert Epstein	The Abbey Group, Managing Partner and Alternate Governor

BASKETBALL OPERATIONS

Austin Ainge	Director of Player Personnel
Danny Ainge	President of Basketball Operations
Jerome Allen	Assistant Coach
Gibson Arnold	Regional Scout
Brandon Bailey	Video Coordinator
Alex Barlow	Video Assistant
Peter Beshai	Basketball Systems Analyst
Frank Burke	Director of Basketball Administration
Drew Cannon	Basketball Operations Analyst
Remy Cofield	Basketball Operations Assistant
Bryan Doo	Strength and Conditioning Coach
Jake Eastman	Basketball Operations Assistant
Kenny Graves	Coaching Associate/Director of Player Development
Jay Larranaga	Assistant Coach
Armond Lavallee	Assistant Strength and Conditioning Coach
Luiz Lemes	International Scout
David Lewin	Director of Scouting
Todd Lickliter	Regional Scout
Walter McCarty	Assistant Coach
Kathleen Nimmo-Lynch	Team Services Manager
Matt Reynolds	Video Assistant
Gary Schmidt	Advance Scout
Micah Shrewsberry	Assistant Coach
David Sparks	Director of Basketball Analytics
Brad Stevens	Head Coach
Tyler Yeaton	Assistant Strength and Conditioning Coach
Jamie Young	Assistant Coach
Mike Zarren	Assistant General Manager & Team Counsel

TEAM SERVICES

Pete Chrisafideis	Home Equipment Personnel
John Connor	Team Travel & Equipment Manager
Phil Lynch	Director of Team Security
Andrew Mannix	Facilities Manager & Assistant Equipment Manager
Francis O'Bryant	Operations Liaison
Frank Randall	Locker Room Attendant



**MEDICAL STAFF**

Dr. Johann Bilsborough.....	Director of Sport Science
Todd Campbell .....	Physical Therapist
Brian Dolan.....	Physical Therapist
Ed Lacerte, RPT, L/ATC, CSCS .....	Athletic Trainer
Brian McKeon, M.D. ....	Team Physician
Vladimir Shulman, Member AMTA.....	Massage Therapist

**BUSINESS OPERATIONS**

Kit Ackermann.....	Team Mascot
Claire Arnstein .....	Corporate Partnership Activation Manager
Chris Baker .....	Sr. Director of Corporate Partnerships Sales
Susan Barabino DeLuca .....	Executive Assistant
Dana Barros.....	Community Relations Consultant
Rob Billings .....	Risk Management
John Borders IV.....	Community Engagement Manager
Brian Burnard.....	Sr. Manager of Premium Sales
Paul Cacciatore.....	Sr. Director of Business Operations & Arena Services
Nicholas Cacici .....	Premium Event Account Executive
Tessa Caffrey.....	Sr. Director of Corporate Partnerships Activation
Craig Cassano .....	Sr. Account Executive
Lauren Chesnulich.....	Member Experience Executive
Michael Chroney.....	Group Sales Coordinator
David Cohen.....	Premium Sales Account Executive
Wendy Cooper .....	Executive Assistant
Dave Cowens.....	Consultant
Sam Crocker.....	Digital Videographer
Chrissy Cronin.....	Group Sales Manager
Jacob Cruz.....	Premium Sales Account Executive
Marc D'Amico.....	Digital Content Director & Team Reporter
Ted Dalton .....	Sr. Vice President of Corporate Partnerships & Business Development
Meghan Donovan.....	Marketing and Social Media Manager
Anna Dyakiv.....	Member Experience Executive
Peter Fayette.....	Senior Accountant and Operations Manager
Nicole Federico .....	Director of Business Development
Steven Gadsden.....	Producer of Game Presentation & Events
Sarah Galligan.....	VIP Member Experience Executive
Brittany Glenn .....	Corporate Partnerships Activation Manager
Rich Gotham .....	Team President
Matt Griffin.....	Vice President of Strategic Marketing and Business Operations
Lauren Greene.....	Sr. Designer of Strategic Marketing and Business Operations
Dave Hoffman .....	Sr. Director of Community Engagement
Kara Hutchinson .....	Director of Marketing
Duane Johnson.....	Director of Ticket Operations
Erin Kelly.....	Member Experience Executive
Kara Keena.....	Sr. Manager, Corporate Partnerships Activation
Kelsey Keena.....	Sr. Coordinator of Community Engagement

BUSINESS OPERATIONS (CONT.)

Taylor Kielpinski-Rogers.....	Communications Coordinator
Tim Knecht .....	Information Technology Administrator
John Krafick.....	Account Executive
Carley Lenahan .....	Events Coordinator
Jamie Levine .....	Member Experience Executive
Erin Lewis .....	Group Sales Account Executive
Patrick Lynch.....	Sr. Director of Operations & Accounting
Molly McDonnell.....	Group Sales Account Executive
Shannon MacGregor .....	Director of Member Experience and Retention
Colleen Mack .....	VIP Member Experience Executive
Alexander Manta .....	Member Experience Executive
Tyler Massey .....	Account Executive
Timothy McDonald .....	Business Operations Coordinator
Christian Megliola.....	Sr. Vice President of Communications
Brendan Mitchell.....	Sr. Account Executive
Morgan Munson.....	Group Sales Account Executive
Ben Nickerson.....	Marketing Operations Manager
Brian Olive .....	Media Services Manager
Marina Ortega.....	Dance Team Director
Sara Page.....	Member Experience Executive
Jillian Paine .....	Director of Inside Sales
James Parker .....	Associate Legal Counsel
Katherine Perry.....	Director of Corporate Partnership Sales
Justin Peterson.....	Digital Videographer
Amanda Pflugrad.....	Celtics.com Video Reporter
John Picard.....	Digital Videographer
Leon Powe.....	Community Ambassador
Katie Punda.....	Account Executive
William Ramos.....	Digital Development Manager
Tim Rath.....	Vice President and Controller
Barbara Reed.....	Sr. Director of Human Resources & Investor Services
Bill Reissfelder .....	Sr. Vice President and Chief Financial Officer
Jonathan Robinson .....	Group Sales Account Executive
Marc Rogers .....	Group Sales Account Executive
Siobhan Sherbovich.....	Director of Corporate Partnership Sales
Andrew Sherwin.....	Director of Business Operations
Mackenzie Silverio Henderson.....	Vice President of Ticket Sales
Keith Sliney .....	Creative Director
Richie Smith .....	Manager of Analytics & Strategy
Taylor Snow .....	Digital Production Coordinator
Zachary Soulier .....	Account Executive
Jake Spiak .....	Corporate Partnerships Manager
Peter Stringer .....	Vice President of Digital Media
Sean Sullivan.....	Vice President of Live Events
Shawn Sullivan .....	Chief Marketing Officer
8 Matthew Tardiff .....	Member Experience Executive

**BUSINESS OPERATIONS (CONT.)**

Sam Taub.....	Community Engagement Manager
Gina Tauro .....	Sr. Coordinator of Corporate Partnerships Activation
Jeff Twiss .....	Vice President of Media Services/Alumni Relations
Heather Walker.....	Sr. Director of Public Relations
Jake Wendling.....	Director of Game Presentation & Events
Jay Wessland.....	Vice President and Chief Technical Officer
JoJo White .....	Director of Special Projects
Ariann Williams.....	Sr. Coordinator of Community Engagement
Alice Zottoli .....	Staff Accountant/Office Manager

**HOME GAME STAFF**

Brian Babineau.....	Team Photographer
Steve Babineau.....	Team Photographer
Jessica Cremin .....	Media Operations
Royal Doughty .....	Scorebook Official
Bruce Dove.....	Game Clock Operator
Sherri Geller .....	Media Operations Assistant
Mark Gyurina .....	Additional Stats Crew Staff
David Korus.....	Computer Game Stats Crew
Bob Myerson.....	Shot Clock Operator
Steve Nazzaro.....	Computer Game Stats Coordinator
Eddie Palladino .....	Public Address Announcer
Matt Rando.....	Computer Game Stats Crew
Scott Shore.....	Additional Stats Crew Staff
Mike Swartz.....	Media Operations Coordinator
Ted Winston.....	Additional Stats Crew Staff
Miriam Yorks.....	Press Box Coordinator





### WYCLIFFE “WYC” GROUSBECK

*Managing Partner, Governor and Chief Executive Officer*

Wycliffe Grousbeck has been Managing Partner, Governor and CEO of the Boston Celtics since December 2002, after organizing and leading the local investment group that purchased the team.

Wyc named the investment group “Banner 17 LLC” to signify his primary goal, the Celtics winning a 17th World Championship. That goal was achieved on June 17, 2008, as the Celtics defeated the Lakers by 39 points and became World Champions for the first time in 22 years.

In 2010 Wyc became Chairman of the Massachusetts Eye and Ear Infirmary. Mass. Eye and Ear is a teaching hospital of Harvard Medical School, and was ranked #1 overall in its specialties by US News in 2015. It has been a world leader in vision and hearing research, fighting blindness and deafness, for almost 200 years.

In 2013 Wyc co-founded Causeway Media Partners, LP, a private equity firm focusing on sports and media investments. Causeway’s recent investments include Formula E Holdings, Seat Geek, and Session M.

Wyc’s earlier career involved time as a venture capital investor in Boston and as a securities lawyer in Silicon Valley.

Wyc is involved in a number of charities including Perkins School for the Blind; The Curing Kids Fund at Mass. Eye and Ear; the Boston Celtics Shamrock Foundation; Boys and Girls Clubs of Boston; National Braille Press; Horizons for Homeless Children; and the Lovelane Special Needs Riding Program.

Wyc holds a bachelor’s degree in history from Princeton University (1983), a law degree from the University of Michigan (1986) and an MBA from Stanford Business School where he was a Miller Scholar (1992). He serves on the board of Comcast SportsNet New England and Formula E Holdings.



### H. IRVING GROUSBECK • Managing Partner

H. Irving Grousbeck is a Managing Partner of the Boston Celtics as well as an Executive Committee Member.

Father of Managing Partner, Governor and CEO Wyc Grousbeck, Mr. Grousbeck is a Consulting Professor of Management at Stanford University’s Graduate School of Business, and co-head of the school’s Center for Entrepreneurial Studies. His teaching focuses on an objective means to develop a greater understanding of the issues faced by entrepreneurial companies and individuals. In addition to his professorial duties, Mr. Grousbeck co-authored the textbook *New Business Ventures* and the *Entrepreneur*. From 1981 to 1985, he was a lecturer at Harvard University’s Graduate School of Business Administration.

In 1963, Mr. Grousbeck co-founded Continental Cablevision and went on to serve as that company’s President from 1964 to 1980 and Chairman of the Board from 1980 to 1985. Continental Cablevision was sold to U.S. West Media Group in November 1996.

Mr. Grousbeck is a graduate of Amherst College and the Harvard Business School. He was awarded an honorary Doctor of Humane Letters degree by Amherst College in 2000. He serves on a number of private company boards and was formerly a Trustee of Children’s Hospital Boston, Newton-Wellesley Hospital, New England Eye Bank, the Hewlett Foundation, and the Massachusetts Board of Higher Education.

**STEPHEN PAGLIUCA • Managing Partner**

Steve Pagliuca is a Managing Partner, Co-Owner and Chairman of the Basketball Committee of the World Championship Boston Celtics Basketball franchise. Over the past decade, Mr. Pagliuca has played a leadership role in the development of the Celtics basketball strategy and operations.

He is the President of the Boston Celtics Shamrock Foundation, the charitable arm of the organization. The Shamrock Foundation helps children gain access to housing, healthcare and other services in partnership with local charities. Mr. Pagliuca also serves as an alternate member of the NBA Board of Governors.

A highly accomplished business leader, Mr. Pagliuca is a Managing Director at Bain Capital, a leading global private investment firm that is based in Boston. Bain Capital provides capital and expertise to a wide range of companies from start-ups to multi-billion dollar enterprises. An active investor in the media, technology, financial services and healthcare industries, he has helped to build Bain Capital into one of the world's leading investment companies.

Mr. Pagliuca is the Chairman of the Massachusetts Society for the Prevention of Cruelty to Children, a nonprofit society with a legacy of strengthening families and preventing child abuse. He is also a Trustee of Bain Capital Children's Charity. Mr. Pagliuca is a recipient of the Bright Star Award from President Bill Clinton and the American Dream Award from Habitat for Humanity for his charitable efforts and contributions to enhancing the Greater Boston Community.

Mr. Pagliuca is active in the area of public policy and is a former candidate for the U.S. Senate. He is a frequent contributor on television, radio and print media providing commentary on global economic issues. He holds an undergraduate degree from Duke University, and an MBA from Harvard Business School.

Steve and his wife, Judy, have four children and live in Weston, Massachusetts.

**THE ABBEY GROUP • Managing Partner**

Robert Epstein is a Managing Partner of the Boston Celtics and represents The Abbey Group on the Celtics Managing Board and Executive Committee. He is a principal at The Abbey Group, a Boston-based real estate management and development company, with his partner and Celtics co-investor David Epstein. The Abbey Group is known in Boston as the developer of many successful real estate properties, including the notable 1.5 million square foot Landmark Center mixed-use development that anchors a prime area between Fenway Park and the Longwood Medical area in Boston, Lafayette Corporate Center, a newly re-developed 650,000 square foot office center in Boston's Downtown Crossing and 45 Province, a 32-story condominium tower, located at the intersection of Beacon Hill and Government Center.

Robert Epstein is currently a partner and Chief Executive Officer of The Abbey Group, overseeing all aspects of the group's operations. His reputation as a knowledgeable and innovative developer led to his appointment to several key advisory committees, including the Massachusetts Convention Center Authority and the Strategic Initiatives Committee of the Massachusetts Industrial Finance Agency, and also serves as a Trustee of Bard College.

The partners of The Abbey Group, Robert and David, individually and corporately, support many of Boston's cultural institutions and serve on several Boards and Committees including Citi Performing Arts Center, Museum of Fine Arts, the Huntington Theatre Company, Horizons for Homeless Children, and The Anti-Defamation League.

**Robert Epstein****David Epstein**



### **PAUL EDGERLEY** • Executive Committee Member

Paul Edgerley is a member of the Boston Celtics Executive Committee. As a member of the Executive Committee, he consults on the team's business and financial matters as well as the team's community and charitable activities.

Paul is a Managing Director of Bain Capital. He has helped build Bain Capital into a leading global private equity firm with over \$75 billion capital under management with offices in Boston, Chicago, New York, London, Munich, Mumbai, Hong Kong, Shanghai and Tokyo.

Paul received an MBA, with Distinction, from Harvard Business School and is a Certified Public Accountant. He received a B.S. from Kansas State University.

He is currently involved on the boards of several charities including Co-Chair of the Harvard University Capital Campaign and Co-Chair of the Harvard Campaign for the Faculty of Arts and Sciences, Kansas State University Foundation and The Shamrock Foundation. He is also a member of the Board of Directors of Sensata Technologies, Hero MotoCorp, APEX Tool Group, FTE Automotive, MYOB and TI Automotive.

He lives in the greater Boston area with his wife, Sandy, and their four children.



### **GLENN HUTCHINS** • Executive Committee Member

Glenn Hutchins is a co-founder of Silver Lake. He is chairman of the board of SunGard Data Systems, Inc. as well as a director of both AT&T and NASDAQ OMX. He is a director of the Federal Reserve Bank of New York; vice chairman of both the Brookings Institution and the Economic Club of New York; and a member of the Executive Committee of the New York Presbyterian Hospital. He is an owner and member of the Executive Committee of the Boston Celtics basketball team. Mr. Hutchins is a director of the Harvard Management Company, which is responsible for the Harvard University endowment, and co-chairman of the University's capital campaign. He is

also a board member of the Center for American Progress as well as a Fellow of the American Academy of Arts and Sciences. Previously, Mr. Hutchins served President Clinton in both the transition and the White House as a special advisor on economic and health-care policy.

Mr. Hutchins and his wife, Debbie, founded the Hutchins Family Foundation which, among other projects, has supported the Hutchins Center for African and African-American Research at Harvard University, which is chaired by Mr. Hutchins; the Hutchins Center on Fiscal and Monetary Policy at The Brookings Institution; and the Chronic Fatigue Initiative, which conducts basic research into the cause of chronic fatigue syndrome.

**JAMES PALLOTTA** • Executive Committee Member

James J. Pallotta is the Chairman and Managing Director of Raptor Group Holdings LP, in Boston, MA, as well as President and Chairman of AS Roma SpA. Previously, from 1993 to 2008, he was affiliated with Tudor Investment Corporation, serving as its Vice-Chairman and as a Member of its Management Committee. Prior to working for Tudor, Pallotta was a principal portfolio manager at Essex Investment Management Company, Inc., which he joined in 1983 as a Vice President and whose board of directors he joined in 1990. He has more than 27 years of experience in equity research and analysis. Pallotta received his BBA in finance from the University of Massachusetts in 1979 and his M.B.A. from Northeastern University in 1981. He serves on the MIT Media Lab Advisory Council and is also a board member of certain charitable organizations including Berklee College of Music and The Children's Hospital Trust.





**Steve Barnes**



**David Bonderman**



**James I. Cash, Ph.D.**



**John Connaughton**



**Paul B. Edgerley**



**David Epstein**



**Robert Epstein**



**Domenic Ferrante**



**H. Irving Grousbeck**



**Wyc Grousbeck**



**Robert Haber**



**William W. Helman**





Glenn H. Hutchins



Jonathan Lavine



Matt Levin



Stephen R. Lewinstein



Gary Loveman



Joe Pagliuca



Stephen G. Pagliuca



James J. Pallotta



Robert White

**RICH GOTHAM • Team President**

Rich Gotham is in his eleventh season with the 17-time world Champion Boston Celtics and his seventh season as team President. In this role, he is responsible for all aspects of the Celtics business operations including sales, marketing, customer service, communications, corporate partnerships, business development, game entertainment, community and public relations, broadcast partnerships, and arena relations. In addition, he works closely with Celtics ownership, basketball operations staff, and the NBA on player transactions, as well as team and league related initiatives. He succeeds Arnold “Red” Auerbach as Celtics team President.

Rich joined the Celtics in April 2003. Prior to being named team President in April 2007, Rich served as Chief Operating Officer and Executive Vice President of Sales, Marketing and Corporate Development. Since joining the Celtics, Rich has been recognized for leading the team to new heights off the court. Under his leadership the team has established new records for attendance, ticket sales, sponsorship, merchandise revenue, and television ratings, contributing to the team’s first NBA Championship in twenty-two years in 2008, as well as five division titles, three Eastern Conference Finals, and two NBA Finals appearances. In addition, he has successfully led negotiations to extend the Celtics lease to play in the TD Garden and successfully negotiated a long-term media rights and broadcast agreement with Comcast SportsNet in 2011.

The Celtics are widely recognized as thought leaders in the business of sports and the team’s business achievements during Rich’s tenure have been chronicled by The Wall Street Journal, The New York Times, Investors’ Business Daily, Bloomberg, Reuters, CNBC, and Fox Business News. During the 2008-2009 season the Celtics were recognized as the top franchise in all of professional sports by both The Sports Business Journal and BizJournals. With over 8 million followers on Facebook, 1 million on Twitter and 600,000 on Instagram, the Celtics have pioneered sports digital marketing and fan engagement, aggregating the second largest digital following in all of North American Sports.

Rich joined the Celtics after five years with the global internet media company, Terra-Lycos, where he served as Vice President of Sales and Business Development and was responsible for generating revenues in excess of \$300 million annually. While at Lycos, he was part of a senior-management team that exceeded Wall Street analyst expectations for revenue and profitability growth for nineteen (19) consecutive quarters and played an integral role in helping to grow the Lycos Network into the most visited web site on the Internet in 2001. In addition, he sat on the Board of Directors for the Internet Advertising Bureau participating in the creation of multiple new internet advertising standards.

In addition to his duties with the Celtics, Rich has served on then-Massachusetts Governor Mitt Romney’s Committee for Physical Fitness and Sports and currently serves as a board member for The Greater Boston Chamber of Commerce and The Sports Museum of New England. He also serves on The Board of Overseers, President’s Council, and Varsity Athletic Committee at Providence College. He is very active in multiple charitable and fundraising initiatives on behalf of the Boston Celtics Shamrock Foundation, for which he is a board member.

A graduate of Providence College, Rich currently resides in Medfield, MA along with his wife and three children.

**DANNY AINGE** • President of Basketball Operations

Danny Ainge is beginning his 10th season as Celtics' President of Basketball Operations. He was named to the position on May 9, 2003.

During his 14-year playing career, Ainge won two World Championships with Boston (1984, 1986) and appeared in six NBA Finals (four with Boston). He finished his career third in NBA playoff history for games played (193) and sixth in most three-pointers made (172). He also finished eighth in three-pointers attempted (433). Upon his retirement, Ainge was one of three players in NBA history to make 1,000 or more career three-pointers (1,002), along with Dale Ellis and Reggie Miller.

Following his playing career, Ainge joined TNT as a color analyst for the 1995-96 season before returning to the court with the Phoenix Suns as an Assistant Coach prior to the 1996-97 season. Just eight games into the season he was promoted to Head Coach and guided this club to a 40-34 record after the team started the season 0-8. He spent the next two-plus seasons as Head Coach of the Suns and compiled a 136-90 (.602) record before stepping down on December 13, 1999 and returning to TNT as an analyst. In his three-plus seasons as the Suns coach, he guided Phoenix to three playoff berths.

Ainge enjoyed a storybook collegiate career at Brigham Young University from 1977-1981. He won the 1981 John Wooden and Eastman Awards as the nation's best college basketball player following his senior season, when he averaged 24.4 points per game. At North Eugene (OR) High School, Ainge was an All-American in basketball, football and baseball. Selected by the Toronto Blue Jays in the 1977 free agent draft (15th round), he played three seasons of Major League Baseball while still attending BYU. Ainge was inducted into Oregon State Sports Hall of Fame in August 1999 and was the first player in BYU history to have his jersey number (22) retired.

In January 2006, Ainge received the NCAA's Silver Anniversary Award, an award that recognizes former student-athletes who completed their successful collegiate career and then went on to excel in their chosen profession.

For his shrewd off-season acquisitions that led the Celtics to their NBA record 17th Championship, Ainge was named as The Sporting News 2008 NBA Executive of the Year.

Danny and his wife, Michelle, have six children: Ashlee, Austin, Tanner, Taylor, Cooper and Crew, and 11 grandchildren: Sage, Cason, Andre, Siena, Oscar, Oliver, Finley and Eloise.



### MICHAEL ZARREN

*Assistant General Manager & Team Counsel*

A lifelong Celtics fan and season ticket holder, Michael Zarren is now the Celtics' Assistant General Manager and Team Counsel. Now in his 13th year with the team after starting as an unpaid intern, Zarren is widely recognized as one of the leaders in the field of advanced statistical analysis of basketball players and teams, and is an important part of the team's strategic planning and player personnel evaluation processes. Zarren is also the team's salary cap expert and lead in-house counsel (for both basketball and business-side issues), and is responsible for the development of new technologies for

team use, including the team's best-in-class statistical, sports science, and video database processes.

A graduate of Harvard Law School (where he served as editor-in-chief of the Harvard Journal of Law and Technology) and of the University of Chicago, Zarren has also served as a law clerk on the United States Court of Appeals for the Sixth Circuit. Zarren was previously a management consultant for Fortune 500 firms across a wide variety of industries. A native of Swampscott, Zarren is a member of the bars of New York and Massachusetts and of the Board of Trustees of The Waring School.



**AUSTIN AINGE** • Director of Player Personnel

Austin Ainge enters his fourth season with the Celtics as the team's Director of Player Personnel. Ainge rejoined the organization after spending two seasons as the Head Coach of the Maine Red Claws of the NBA Development League (2009-11). Ainge previously worked for the team during the 2008-09 season as a scout. Ainge has previously worked at Southern Utah University where he was responsible for perimeter players, recruiting, player development, video breakdown, and developing game plans. Before coaching he had a very successful playing career at Brigham Young University, where he was a two-year captain and won two Mountain West Conference Championships. While at BYU Austin went to three NCAA tournaments and one NIT. His senior year Austin was one of the top three point shooters in the nation and led the conference by shooting .525 from behind the arc in conference play.

Before playing at BYU, Austin put his basketball career on hold and served a two-year mission for his church, living in and serving the communities in Santo Domingo, Dominican Republic where he learned to speak fluent Spanish. Austin is married to the former Crystal Bluth and has two sons, Andre and Finley.





### **BRAD STEVENS • Head Coach**

Brad Stevens begins his third season as Head Coach for the Boston Celtics. He was named the 17th head coach in the history of the Boston Celtics on July 3, 2013.

In his second season with the Celtics, Stevens led the team to a playoff appearance with a furious finish to the season. After starting the season 16-30 the team finished the season 23-12 to clinch the seventh seed in the Eastern Conference. During the month of April when the team was 7-1 he was named the Eastern Conference Coach of the Month and became the fifth Celtic Head Coach to win the award joining K.C. Jones, Jimmy Rodgers, Chris Ford

and Glenn "Doc" Rivers. Stevens has posted a record of 65-99 (.396) in his two seasons with the team.

Stevens, 36, joined the Celtics after coaching Butler University where he boasted a 166-49 record, four league regular season championships, three league tournament titles and six trips to post-season tournament play. He has the top two single season win totals in Butler and Horizon League history, and he became the only coach in school history to lead a team to the NCAA Division I national championship game which he did twice.

Stevens owns two Horizon League Coach of the Year awards and has rewritten the NCAA record book for Best Coaching Starts by Wins. During the 2012-13 season, he moved into the top spot on the six-year list with 165 victories. He captured the five-year record (139), moving ahead of Everett Case of North Carolina State (1947-51) in 2011-12, and he owns the three-year (89) and four-year (117) records. He is second on the two-year list with 56 wins.

Stevens left a position as a marketing associate at Eli Lilly and Company in Indianapolis to pursue a career in basketball coaching. He served in a volunteer capacity in Butler's basketball office during the summer of 2000, before eventually gaining a full-time administrative position under Thad Matta. Stevens joined the Bulldogs' staff in 2000-01 as coordinator of basketball operations, handling a variety of administrative duties. He was offered a full-time assistant coaching position by Todd Lickliter in 2001-02. Stevens worked with Lickliter for six seasons spanning from 2001-07. During Stevens' tenure as an assistant coach with the Bulldogs, Butler compiled a 131-61 record, won three Horizon League regular season championships and made four trips to post-season tournament play.

Stevens was introduced as the new men's basketball head coach at Butler University on April 4, 2007, just three days after his former boss, Todd Lickliter, was named head coach at the University of Iowa. He became the third consecutive former Butler assistant coach to be named head coach of the Bulldogs, and he served under the previous two - Thad Matta and Lickliter. In his debut season in 2007-08, Stevens helped Butler become the first team in school and Horizon League history to record 30 wins. The 30-4 Bulldogs captured the Great Alaska Shootout, won a second consecutive Wooden Tradition Trophy, and wrapped up the Horizon League regular season and tournament championships. Butler won a first-round NCAA Tournament game, before falling in overtime to #5 Tennessee in the second round. The Bulldogs were ranked in the "Top 25" of the AP and ESPN/USA Today national polls for 19 consecutive weeks, including a record three weeks in the "Top 10." Only three coaches in NCAA Division I history - Bill Guthridge, North Carolina (34), Bill Hodges, Indiana State (33) and Jamie Dixon, Pittsburgh (31) - posted more first-year wins than Stevens did. At the age of 31, Stevens became the third-youngest Division I coach to guide his team to 30 wins - the youngest in more than half a century.

During the 2009-10 season, Stevens led the Bulldogs to a 33-5 overall record, the Horizon League's first 18-0 conference mark and fourth overall unbeaten record, a fourth consecutive league regular season championship, a second Horizon League Tournament crown in three years and a national runner-up finish in the NCAA Tournament. The Bulldogs were nationally-ranked for the fourth straight year, and Butler compiled a school-record, a 25-game winning streak, the longest winning

streak in the nation. The Butler coach was named NABC All-District 12 Coach, and he was a finalist for several additional national coaching awards. Butler ended the season as the No. 2-ranked team in the final ESPN/USA Today national poll.

The following season he guided Butler to a 28-10 campaign, a league-record fifth consecutive Horizon League regular season championship, a second straight league tournament title, a fifth consecutive trip to the NCAA Tournament and a second straight national runner-up finish.

In 2011-12, Stevens led a young Butler team to a 20-win season, a third place finish in the Horizon League regular season race and a return trip to post-season play. He helped the Bulldogs to the semifinals of the Horizon League Tournament and to the semifinals of the College Basketball Invitational.

During the 2012-13 season, Butler's first in the rugged Atlantic 10 Conference, Stevens guided the Bulldogs to 26 wins, a tie for third place in the A-10, a trip to the A-10 Tournament semifinals, a runner-up finish at the Maui Invitational and three "Top 10" victories, including a win over No. 1 Indiana. He had the Bulldogs, picked sixth in the A-10 preseason poll, ranked in the "Top 25" for 11 weeks, reaching as high as No. 9 in both the Associated Press and the USA Today national polls.

Stevens earned a B.A. degree in economics from DePauw in 1999. He was a four-year member of the basketball team at DePauw, earning the squad's "Coaches Award" in 1998-99. He and his wife, Tracy, have two children, son Brady and daughter Kinsley.



**JAY LARRANAGA • Assistant Coach**

Jay Larranaga enters his third season as an assistant coach with the Boston Celtics. Larranaga spent the previous two seasons as head coach of the Erie BayHawks of the NBA Development League. In two seasons with the BayHawks, Larranaga led his squad to consecutive playoff appearances while accumulating a regular season record of 60-40. He also established team records for all-time wins (60), wins in a season (32) and player call-ups (12). During Larranaga's two years in Erie, eight different players received NBA Call-Ups.

Prior to arriving in Erie, Larranaga served as an assistant coach at Cornell University in Ithaca, New York and before that he was head coach of the Irish National Team for two years. Jay is the son of the current University of Miami head coach Jim Larranaga, for whom he played for at Bowling Green State University in Bowling Green, Ohio. After graduating from Bowling Green in 1997, Larranaga played professionally in Italy, Spain, France and Greece for 12 years. He won three championships as a player and served as captain of the Irish National Team from 2001-2006. Larranaga has spent two summers as an assistant for the Ukraine National Team under former NBA coach Mike Fratello.

**WALTER MCCARTY • Assistant Coach**

Walter McCarty is in his third season as an assistant coach with the Boston Celtics. He was named to the position on August 21, 2013. McCarty rejoined the Celtics prior to the start of the 2012-13 season as a Community Relations Consultant. McCarty spent the 2010-11 season as an assistant coach with the Indiana Pacers after spending the previous three seasons as an assistant coach at the University of Louisville.

McCarty is a native of Evansville, Ind., and was an Indiana All-Star. He played collegiately at the University of Kentucky, where he was part of the Wildcats' NCAA championship team in 1996. A first-round pick of the New York Knicks (19th overall) in 1996, McCarty played for the Knicks, Boston Celtics, Phoenix Suns and Los Angeles Clippers before retiring after 10 seasons in the NBA and joining Coach Rick Pitino's staff.

While with the Celtics, McCarty was very active in the team's community outreach program, earning NBA Hometown Hero of the Month honors in 2001. In 2002, McCarty founded the I Love Music Foundation to promote the positive aspects of music and to support the growth of music for youth in the greater Boston area as well as Evansville. He relaunched his foundation, now called the One Up Music Foundation, in 2014.

McCarty earned a B.A. in communications at Kentucky in 1996. He and his wife Erin have two daughters, Gabrielle and Sasha.



**MICAH SHREWSBERRY • Assistant Coach**

Micah Shrewsberry enters his third season as an assistant coach with the Boston Celtics. He was named to the position on August 21, 2013.

Shrewsberry joined the Celtics after spending two seasons with Purdue University as an assistant coach. Shrewsberry joined Purdue after a four-year spell at Butler University under current Celtics Head Coach Brad Stevens. At Butler, Shrewsberry was an assistant coach from 2008-10 and was the coordinator of basketball operations for Butler during the 2007-08 season.

A graduate of Cathedral High School, Shrewsberry began his coaching career in 1999 as a graduate assistant at the University of Indianapolis. After stints as an assistant coach at Wabash College (2000-01) and DePauw University (2001-03), he spent the 2003-04 and 2004-05 season as the director of basketball operations at Marshall University. He also served as the head coach for IU-South Bend during the 2005-06 and 2006-07 seasons.

Shrewsberry earned a B.A. from Hanover in 1999 and a Master's degree in sports management from Indiana State in 2003. He and his wife Molly have four children, Braeden, Nicholas, Caitlin and Grace.

**JAMIE YOUNG • Assistant Coach**

Jamie Young begins his 14th season with the Boston Celtics and his fourth season as an assistant coach after previously serving four seasons as Advanced Scout.

Prior to the 2007-08 season, Young served as the team's video coordinator. In this role he was responsible for all the video breakdowns of the Celtic games and Celtics opponent games and distributing this information to the coaching staff.

Young graduated from Blackburn College (Carlinville, IL) in 1998 with a bachelor's degree in physical education, where he played both basketball and football. An Indiana native, Young currently resides with his wife Jaynene and their son Jamieson in Waltham MA.

**JEROME ALLEN • Assistant Coach**

Jerome Allen begins his first season as an Assistant Coach with the Boston Celtics. He was appointed to the position on July 12, 2015. He spent the previous five seasons as the Head Coach of the University of Pennsylvania and six total years at Penn.

Allen started his coaching career at Penn as an Assistant Coach in 2009 before being named interim head coach on December 14, 2009. Allen was named permanent head coach on March 31, 2010 before resigning the position on March 10, 2015. In his six years at Penn he guided Penn to a 20-13 record during the 2011-12 season which was his best record in his six years with the team. Penn played in the College Basketball Invitational that season as they finished 11-3 in Ivy League play that season. Allen also had a distinguished playing career at Penn where he was a four-year starter and led the Quakers to Ivy League titles in each of his last four seasons (1993-95).

Allen played professionally in the NBA with the Minnesota Timberwolves after being their second round draft pick in 1995 while also playing with Indiana and Denver. He also played professionally in Europe playing in France, Italy, Greece, Spain and Turkey. He retired as a professional in 2009 before joining Penn's staff as an assistant coach.

Allen and his wife Aida have four children, twins Jerome (boy) and Taylor (girl), daughter Jordyn and son Roman.





### **GARY SCHMIDT** • *Advance Scout*

Gary Schmidt is entering his second season with the Boston Celtics as the team's advance scout. Schmidt joins the Celtics after spending 18 years with the Memphis Grizzlies organization whom he joined in November, 1994 prior to the team's inaugural season in Vancouver during the 1995-96 season. Schmidt was the Grizzlies Director of Pro Scouting where he served as their advance scout since 2001.

Prior to joining the Grizzlies, Schmidt was the basketball operations coordinator for the Continental Basketball Association. He also spent three years with Hoop 1 Video, the official scouting service of the NBA.

Schmidt, who also served as an assistant coach with the Canadian National Men's Basketball Team, earned a business degree from the University of Iowa before obtaining a Master's degree in Sports Administration from Western Illinois University.

During the off-season, Schmidt, a native of Readlyn, IA, enjoys playing golf.



### **KENNY GRAVES** • *Coaching Associate/Director of Player Development*

Kenny Graves is entering his seventh season with the Boston Celtics and his first as Coaching Associate/Director of Player Development. Graves had spent the two prior seasons as Coaching Associate/Head Video Coordinator. Graves was the team's Video Coordinator/Assistant of Basketball Development during the 2010-11 and 2011-12 seasons. He worked for the Celtics during the 2009-10 season as an Assistant Video Coordinator after serving as basketball operations intern during the 2008-09 season. Graves rejoined the Celtics after spending the 2010-11 season with the

Cleveland Cavaliers as its Video Coordinator.

Graves graduated from Brandeis University in 2008 with a double major in American Studies and Sociology. He also played for Brandeis University's basketball team from 2004-08 and left as Brandeis' all-time career leader in assists.



### **DR. JOHANN BILSBOROUGH** • *Director of Sport Science*

Dr. Johann Bilsborough is starting his first season with the Boston Celtics as the team's Director of Sport Science. He was hired prior to the start of the 2015-16 season.

Bilsborough joins the Celtics after working previously with both the National Rugby League (NRL) and Australian Football League (AFL) in Australia. Bilsborough worked with the National Rugby League as a Nutritionist from 2011 through 2015. While doing his work with the NRL he worked as a Sports Scientist and Nutritionist in the AFL from 2007-15. He also has worked with a variety of world class athletes in boxing, track and field and MMA dating back to 2000.

Bilsborough received his Ph.D. from the University of Technology Sydney with his research focus on factors underpinning lean mass changes in elite footballers. He received his Masters of Exercise Science from Edith Cowan University and his Bachelor of Health Science from Australian Catholic University. Bilsborough is an Accredited Sports Scientist, an Accredited Exercise Physiologist and a Registered Nutritionist. Bilsborough has co-authored articles that have appeared in the Journal of Science and Medicine in Sport, the British Journal of Sport Medicine, the International Journal of Sports Physiology and Performance and has had papers presented at various sports conferences around the world including one that was awarded best paper at the 7th World Congress on Science in Football in May of 2011.

**DR. ED LACERTE • Head Physical Therapist/Athletic Trainer**

Dr Ed Lacerte begins his 29th season with the Boston Celtics as the Head Athletic Trainer and Physical Therapist, making him the longest-tenured athletic trainer in the history of the club. Lacerte is a registered Physical Therapist, certified and licensed Athletic Trainer, a Certified Strength & Conditioning Specialist and Performance Enhancement Specialist. He is recognized by the American Physical Therapy Association as a Sports Clinical Specialist and also acknowledged as an International Sports Physical Therapist. Along with his duties, he used his vast background in sports medicine to serve as the Celtics' Strength and Conditioning coach for eight seasons.



Additionally, he has served as the Treasurer of the National Basketball Association Trainer's Association (NBATA) since 1988 and is a member of the NBA Sports Science Committee. Dr Lacerte was honored as the Joe O'Toole NBA Athletic Trainer of the Year in 1993, 2012 and 2015. As recognition for his exceptional service and dedication to the NBATA, Lacerte was honored as the first recipient of the Ed Lacerte Service Award in July 2009. The award was named in his honor for his contributions and assistance to the NBATA.

A native of Lowell, MA Lacerte attended Boston University earning his Bachelor of Science in Physical Therapy and Masters in Education. He also has a Doctorate in Physical Therapy from Rosalind Franklin University of Medicine and Science. He was the Head Athletic Trainer for the Boston University hockey and football teams from 1982 through 1985. Lacerte was employed in a physical therapy clinic and was an athletic trainer on the interscholastic level before his selection by the Boston Celtics in August 1987.

Outside of his work with the Celtics, Lacerte was an athletic trainer and physical therapist for three Olympic Sports Festivals (1987, 1989 and 1990), the 1991 Junior World Championships, the 1994 World Cup, and the 1996 and 2000 Olympic Gymnastic Trials in Boston. Lacerte's Olympic involvement began with the 1984 LA summer Olympics at the Boston venue for soccer and was involved with drug testing for the USOC in the 1980's. His Olympic experience culminated during the 1992 Olympic Games as the Athletic Trainer with the US Olympic Gold Medal-winning Basketball "Dream Team" in Barcelona, Spain. Additionally, he has been an Athletic Trainer at three NBA All-Star Games (1998, 2000 and 2010). In addition to his career in professional sports, Lacerte also maintains a physical therapy clinic, Pro Sports Therapy, with offices in Waltham and Westford, MA.

Dr Lacerte has been inducted into the Central Catholic High School Athletic Hall of Fame and in 2015 was inducted into the New England Basketball Hall of Fame. Ed and his wife, Maureen, have five children: Devin, Taylor, Arianna, Graham and Thea. The family lives in Westford, MA.

**BRYAN D. DOO • Strength & Conditioning Coach**

Bryan Doo is entering his 13th season as the Head Strength and Conditioning Coach for the Boston Celtics. He was named to the position on August 3, 2003.

Prior to joining the Celtics, Doo founded Optimal Fitness: Professionals in Health and Human Performance in Waltham, MA, which specializes in home personal training, speed and agility camps for high school and collegiate athletes, post physical therapy and site management of Corporate fitness facilities.

Doo has consulted and trained various NHL, English Premier League, Serie A, Olympic and elite athletes. He also served as the Wellness Director at the Harvard Business School from 1998-2001, and a coach at Harvard University.

Doo is a frequent and eloquent speaker regarding sports & athletic development, injury prevention and team training at local and national conferences. Doo has been and currently part of a group at New Balance that works on designing footwear for all level athletes in a variety of sports and has advised on various other projects in the biomechanical lab. He also is a regular lecturer at Brown University as part of the Exercise Physiology/ Biomechanics course.

Doo also Co-owner of VO2 breathe, LLC a Metabolic fitness company pairing precise physiological data with professional training. Focusing on getting athletes biologically fit.

Doo earned his bachelors degree in Sports and Exercise Science in 1995 from Messiah College in Pennsylvania, while also minoring in Business. He holds his Master's degree in Exercise Science and Health Promotion from California University of Pennsylvania. He is a Certified Strength and Conditioning Specialist (CSCS) from the National Strength and Conditioning Association, the National Academy of Sports Medicine and American College of Sports Medicine.

He currently resides in Lincoln, MA with his wife Brianna, daughters Mikayla, Kailani, Alana, Kalea, his dog Bella and cat Ichiro.





### **DR. BRIAN McKEON** • Team Physician

Brian P. McKeon, M.D. is entering his 15th season with the Boston Celtics. He served as Assistant Team Physician for six years before assuming the role of Chief Medical Officer and Head Team Physician in 2005.

McKeon graduated Cum Laude from the University of Connecticut with a BS in Biology. He received his medical degree from Georgetown University's School of Medicine, where he was inducted into the Alpha Omega Alpha (AOA) Honor Medical Society. He completed his residency and internship training through the University of Connecticut's Integrated Residency Program and a Sports Medicine Fellowship at New England Baptist Hospital in Boston. He is an Assistant Clinical Professor of Orthopedics at the Tufts University School of Medicine and a Sports Medicine Fellowship Instructor at New England Baptist Hospital.

An internationally published author and presenter, McKeon is affiliated with a number of professional societies including the American Orthopedic Society of Sports Medicine and the Professional Team Physician's Society. His primary area of research interest is in articular cartilage and he is currently participating in several clinical trials and funded research studies in that area.




### **FRANK BURKE** • Director of Basketball Operations

Frank Burke enters his 16th season with the Celtics. A former intern, Burke joined the team full-time as a Marketing Assistant for one season prior to moving to Basketball Operations. Burke served as a Basketball Operations Assistant and as Team Player Programs Director before taking on his current role. As Director of Basketball Administration, Burke is involved in the day-to-day operations of the team and assists General Manager Danny Ainge in all facets of basketball operations.

Burke is a native of Arlington, MA and a graduate of Tufts University where he played football and majored in English. He and his wife Tracey have a son, Jackson, and two daughters, Bailey and Sadie.



**Brandon Bailey**  
Video  
Coordinator



**Alex Barlow**  
Video  
Assistant



**Peter Beshai**  
Basketball Systems  
Analyst




**Todd Campbell**  
Physical  
Therapist



**Drew Cannon**  
Basketball Operations  
Analyst



**Peter Chrisafideis**  
Home Equipment  
Personnel




**Remy Cofield**  
Basketball Operations  
Assistant



**John Connor**  
Team Travel &  
Equipment Manager




**Brian Dolan**  
Physical  
Therapist



**Jake Eastman**  
Basketball Operations  
Assistant



**Armand Lavallee**  
Assistant Strength  
& Conditioning Coach



**David Lewin**  
Director of Scouting & Maine  
Red Claws GM



**Phil Lynch**  
Director of  
Team Security



**Andrew Mannix**  
Facilities Manager & Asst.  
Equipment Manager



**Kathleen Nimmo-Lynch**  
Team Services  
Manager



**Francis O'Bryant**  
Operations  
Liaison



**Frank Randall**  
Locker Room  
Attendant



**Matt Reynolds**  
Video  
Assistant



**Vladimir Shulman**  
Massage  
Therapist



**David Sparks**  
Director of  
Basketball Analytics

## FRONT OFFICE | BUSINESS OPERATIONS



### **BILL REISSFELDER** • Sr. VP & Chief Financial Officer

Bill Reissfelder begins his 20th season with the Boston Celtics. He was named Chief Financial Officer in January 2003, and he previously served as Vice President and Controller since joining the organization in 1996.

Prior to joining the Celtics, Reissfelder served as the Financial Controller for Open Environment Corporation, and spent nine years at Ernst & Young, LLP, most recently as a Senior Manager in Entrepreneurial Services. He is a CPA and a graduate of Babson College.

Reissfelder and his wife Mary live in Westwood, MA with their four children: Billy, Joe, John and Kathleen.



### **SHAWN SULLIVAN** • Chief Marketing Officer

Shawn Sullivan begins his 20th season with the Boston Celtics and eighth as Chief Marketing Officer. He was named Vice President of Ticket Sales, Marketing and Service in September 2005 and he previously served as Vice President of Ticket Sales and Service since January 2003.

Sullivan is responsible for the Celtics marketing and sales campaigns as well as all customer service, digital and game operations.

He was awarded the 2012 Hatch Award for "Marketer of the Year" by the Ad Club of Boston. He was honored by the Sports Business Journal as a member of the "Forty under 40" class of 2009. He was recognized by the Boston Business Journal as one of Boston's 40 under 40 in 2006.

Prior to joining the Celtics as an Account Executive in 1996, Sullivan served as a Group Sales Account Executive for the New Boston Garden Corporation. He is a graduate of Southern New Hampshire University.

Sullivan and his wife Robyn live in Scituate, MA with their two sons, Aidan and Keegan.



### **TED DALTON** • Sr. VP of Corporate Partnerships & Business Development

Ted Dalton begins his 11th season with the Boston Celtics. In September of 2012, he was named Senior Vice President, Corporate Partnerships and Business Development. In his role, Dalton is responsible for partnership sales and activation, community relations and business development.


Prior to joining the Celtics as Director of Corporate Partnerships in 2005, Dalton served as Director of Business Development for 16W Marketing, a full service sports marketing firm. There he was responsible for managing their corporate sales and consulting division. Before working at 16W Marketing, Dalton held positions with SFX Sports, Integrated Sports International and Walt Disney Attractions.

In addition to his duties at the Celtics, Dalton currently serves on the Wesleyan University Athletic Advisory Council, the St. Patrick School Consultative Board, the Team Advisory Council for InStadium and is a Trustee Associate at Boston College High School.

A graduate of Wesleyan University with degrees in Economics and Government, and the University of Massachusetts with a Masters in Sports Management, he currently resides in Wakefield, MA with his wife Jennifer and their three sons, Andrew, William and James.

**CHRISTIAN MEGLIOLA** • Sr. VP of Communications

Christian Megliola joins the Boston Celtics this season with over two decades of communications experience in Boston. Megliola most recently served as the Director of PR & Content Strategy at Connelly Partners, an integrated marketing agency, where he helped develop content strategy platforms through public relations and social content. His clients included the Massachusetts Office of Travel & Tourism, Boston Children's Hospital and a number of national consumer packaged goods companies. Prior to that, Megliola worked for 12 years at Regan Communications, the region's largest independent PR firm, where his clients included Dunkin' Donuts, New Balance, Mohegan Sun, and the Boston Celtics. He also launched the company's social media and video production practices. A three-time award-winning producer, Megliola's career began in journalism and production as a sports producer at Boston's Channel 4 and FOX 25 and a producer and writer for Cramer Productions. Christian has also served on boards including The Sports Museum, the National Sports Marketing Network, and Susan G. Komen Foundation's local affiliate.



A graduate of Boston College, Megliola and his wife Courtney have a daughter, Savannah.

**JEFF TWISS** • VP of Media Services/Alumni Relations

Jeff Twiss begins his 35th season with the Boston Celtics. He joined the Celtics in 1981 upon receiving his Master's Degree in Sport Management from the University of Massachusetts-Amherst. Prior to his association with the Celtics and the NBA, Twiss was a teacher and a three-sport coach at Randolph (VT) Union High School. He graduated from the University of Vermont in 1977. Twiss serves as the conduit for the media with Celtics ownership, coaches, players and staff and he is the contact for former Celtics players.



Twiss was elected by his peers to serve as President of the National Basketball Public Relations Directors Association in 1987. In 1992, he received the Distinguished Alumni Award from the University of Vermont. In 1999, Twiss received the University of Massachusetts Sports Management department's Harold J. VanderZwaag Distinguished Alumni Award. In September, 2004, he was inducted into the New England Basketball Hall of Fame. In 2005, Twiss received the NBA's McHugh/Splaver "Tribute to Excellence" Award. In 2009, he received the Boston Press Photographers Association's Sports Personality Award.

Twiss and his wife, Sarah, have two children: Cameron and Lindsay.

**JAY WESSLAND** • Vice President & Chief Technical Officer

Jay Wessland begins his 26th season with the Boston Celtics. He joined the Celtics game-night staff in 1990 and has been a fixture courtside ever since. In this role, Wessland is responsible for all aspects and uses of technology including those in IT, Basketball Scouting and Video, Arena/Event, and Construction Management.



In 2001, Wessland was loaned to TNT for the Goodwill Games in Brisbane, Australia where Team USA, coached by former Celtics head coach Doc Rivers, captured the Gold Medal. Prior to joining the Celtics, Wessland held various engineering and sales roles in the Boston High-Tech corridor. Wessland started his career at IBM in Poughkeepsie, NY. He holds a Bachelors Degree in Electrical Engineering from Virginia Tech University.

Wessland and his wife, Marla, live in Somerville, MA along with their daughter, Sara.



## **JOJO WHITE** • Director of Special Projects

JoJo White, a standout player on two Boston World Championship teams, was hired by the Celtics as Director of Special Projects in May, 2000. In his role with the Celtics, White has a wide range of responsibilities within the marketing and community relations departments.

White spent the first 10 years of his 12-year playing career with Boston. He finished his career with the Celtics averaging 18.3 points per game, leading the team in scoring once and in assists four times. He played key roles in Boston's run to both the 1973-74 and 1975-76 world titles, finishing with a 21.5 career playoff scoring average. He played 60 minutes in the Celtics historic game five triple-overtime win over the Phoenix Suns on the Boston Garden's parquet floor in the 1976 NBA Finals, and was later named the series Most Valuable Player.

White's streak of 488 consecutive games played remains a franchise record. A seven-time All-Star, White's number 10 jersey was retired by the Celtics in a ceremony at the Boston Garden on April 9, 1982.

White was inducted into the Naismith Basketball Hall of Fame as part of the 2015 induction class.



## **DAVE COWENS** • Consultant

Dave Cowens began working with the Celtics as a Consultant prior to the start of the 2010-11 season. Cowens comes to the Celtics after spending three seasons with the Detroit Pistons as an Assistant Coach. Prior to joining the Pistons he served as head coach and general manager for the expansion Chicago Sky in the WNBA in 2006.

Originally selected by the Boston Celtics in the first round of the 1970 NBA Draft (fourth overall), Cowens enjoyed a prolific 11-year NBA career, including 10 with the Celtics. The 6'9" center, who earned a reputation as a blue-collar player who outworked his opponents with hustle and desire, became the 14th player in Celtics franchise history to have his jersey (#18) retired on February 8, 1981. He earned NBA Co-Rookie of the Year honors in 1970-71 (along with Portland's Geoff Petrie) and the league's Most Valuable Player award in 1972-73, when he averaged career-high figures in both scoring (20.5) and rebounding (16.2).

A member of the NBA's 50 Greatest Players of All-Time, Cowens was a member of two NBA Championship teams with the Celtics (1974-76), earned All-NBA Second Team honors three times (1973, 1975, 1976), NBA All-Defensive First Team honors once (1976), NBA All-Defensive Second Team honors twice (1975, 1980) and ranked among the league's top 10 rebounders seven times. Furthermore, he was a member of the Eastern Conference All-Star team on six occasions, highlighted by the 1973 classic in Chicago, when he earned MVP honors.

A Kentucky native, Cowens attended Florida State University, where he still holds the single-game record for rebounds in a game (31). He and his wife, Deby, have two daughters, Meghan and Samantha.



## **DANA BARROS** • Community Relations Consultant

Dana Barros began working with the team as a Consultant prior to the start of the 2010-11 season. He originally joined the team prior to the 1995-96 season when he signed as an unrestricted free agent, coming to the team from the Philadelphia 76ers where he had earned the NBA's Most Improved Player Award. Barros was a member of the Celtics from 1995-2000 in which he averaged 10.1 points per game and recorded a three-point field goal percentage of .407. Barros joined the Celtics for the remainder of the 2003-04 season and appeared in one final game for the Celtics in which he scored six points in 11 minutes. Barros retired with career averages of 10.5 points, 3.3 assists and a three-point field goal percentage of .411.

Barros and his wife Veronica have two sons, Jordan and Jayson.



## BUSINESS OPERATIONS

## FRONT OFFICE



**Kit Ackerman**  
Team  
Mascot



**Claire Arnstein**  
Corporate Partnerships  
Activation Manager



**Brian Babineau**  
Team  
Photographer



**Steve Babineau**  
Team  
Photographer



**Chris Baker**  
Sr. Director of  
Corporate Partnerships



**Susan Barabino DeLuca**  
Executive  
Assistant



**Rob Billings**  
Risk  
Management



**John Borders IV**  
Community Engagement  
Manager



**Brian Burnard**  
Director of Premium and  
Season Ticket Sales



**Paul Cacciatore**  
Sr. Director of Business  
Operations & Arena Services



**Nicholas Cadi**  
Premium Event  
Account Executive



**Tessa Caffrey**  
Sr. Director of Corporate  
Partnerships Activation



**Craig Cassano**  
Sr. Account  
Executive



**Lauren Chesnulich**  
Member Experience  
Executive



**Michael Chronoy**  
Group Sales  
Coordinator



**David Cohen**  
Premium Sales  
Account Executive




**Wendy Cooper**  
Executive  
Assistant



**Sam Crocker**  
Digital  
Videographer



**Chrissy Cronin**  
Group Sales  
Manager



**Jacob Cruz**  
Premium Sales  
Account Executive



**Marc D'Amico**  
Digital Content Director  
& Team Reporter



**Meghan Donovan**  
Marketing & Social Media  
Manager



**Peter Fayette**  
Senior Accountant &  
Operations Manager



**Nicole Federico**  
Director of  
Business Development



**Steven Gadsden**  
Producer of Game  
Presentation & Events

# FRONT OFFICE

## BUSINESS OPERATIONS



**Sarah Galligan**  
VIP Member  
Experience Executive



**Brittany Glenn**  
Corporate Partnerships  
Activation Manager



**Matt Griffin**  
VP, Strategic Marketing  
and Business Operations



**Lauren Greene**  
Sr. Designer and  
Creative Strategist,  
Business Development



**Dave Hoffman**  
Sr. Director of  
Community Engagement



**Kara Hutchinson**  
Director of  
Marketing



**Duane Johnson**  
Director of  
Ticket Operations



**Erin Kelly**  
Member Experience  
Executive



**Kelsey Keena**  
Sr. Coordinator of  
Community Engagement



**Taylor Kielpinski-Rogers**  
Communications  
Coordinator



**Tim Knecht**  
Information Technology  
Administrator



**John Krafick**  
Account  
Executive



**Carley Lenahan**  
Event Coordinator



**Jamie Levine**  
Member Experience  
Executive



**Erin Lewis**  
Group Sales  
Account Executive



**Patrick Lynch**  
Sr. Director of Operations  
& Accounting



**Molly MacDonnell**  
Group Sales  
Account Executive



**Shannon MacGregor**  
Director of Member  
Experience & Retention



**Colleen Mack**  
VIP Member  
Experience Executive



**Alexander Manta**  
Member Experience  
Executive



**Tyler Massey**  
Account Executive



**Timothy McDonald**  
Business Operations  
Coordinator



**Brendan Mitchell**  
Sr. Account  
Executive



**Morgan Munson**  
Group Sales  
Account Executive



**Ben Nickerson**  
Marketing Operations  
Manager

## BUSINESS OPERATIONS

## FRONT OFFICE



**Brian Olive**  
Media Services  
Manager



**Marina Ortega**  
Dance Team  
Director



**Jillian Paine**  
Director of  
Inside Sales



**James Parker**  
Associate Team  
Counsel



**Katherine Perry**  
Director of Corporate  
Partnership Sales



**Justin Peterson**  
Digital  
Videographer



**Amanda Pflugrad**  
Celtics.com  
Video Reporter



**John Picard**  
Digital  
Videographer



**Katie Punda**  
Account  
Executive



**William Ramos**  
Digital Development  
Manager



**Tim Rath**  
Vice President and  
Controller



**Barbara Reed**  
Sr. Director of Human  
Resources & Investor Services



**Jonathan Robinson**  
Group Sales  
Account Executive



**Marc Rogers**  
Group Sales  
Account Executive



**Siobhan Sherbovich**  
Director of Corporate  
Partnerships



**Andrew Sherwin**  
Director of  
Business Operations



**Mackenzie Silverio Henderson**  
Vice President of  
Ticket Sales



**Keith Slinye**  
Creative  
Director



**Richie Smith**  
Analytics &  
Strategy Manager



**Taylor Snow**  
Digital Production  
Coordinator



**Zachary Soulier**  
Account Executive



**Jake Spiak**  
Corporate Partnerships  
Manager



**Peter Stringer**  
Vice President of  
Digital Media



**Sean Sullivan**  
Vice President of  
Live Events




**Matthew Tardiff**  
Member Experience  
Executive

FRONT OFFICE

| BUSINESS OPERATIONS



**Sam Taub**  
Community Engagement  
Manager



**Gina Tauro**  
Sr. Coordinator, Corporate  
Partnerships Activation



**Heather Walker**  
Sr. Director of  
Public Relations



**Jake Wendling**  
Director of Game Presentation  
& Events



**Ariann Williams**  
Sr. Coordinator of  
Community Engagement



**Alice Zottoli**  
Staff Accountant &  
Office Manager



# HOME OF THE CELTICS

ALL SEASON LONG



ANYTIME. ANYWHERE.

**LIVE ▶ EXTRA**

**CSNNE.COM**



# PLAYERS

## 2015-16 ROSTER

NO.	PLAYER	POS	HT	WT	DOB	PRIOR TO NBA/HOME COUNTRY	YRS
0	Avery Bradley	G	6-2	195	11/26/90	Texas/USA	5
63	Coty Clarke	F	6-7	225	07/04/92	Arkansas/USA	R
99	Jae Crowder	F	6-6	235	07/06/90	Marquette/USA	3
28	R.J. Hunter	G	6-6	190	10/24/93	Georgia State/USA	R
8	Jonas Jerebko	F	6-10	231	03/02/87	Angelico Biella/Sweden	5
90	Amir Johnson	F	6-9	249	05/01/87	Westchester HS (CA)/USA	10
38	Perry Jones III	F	6-11	235	09/24/91	Baylor/USA	3
42	David Lee	F/C	6-9	250	04/29/83	Florida/USA	10
55	Jordan Mickey	F	6-8	235	07/09/94	Louisiana State/USA	R
48	Malcolm Miller	F	6-7	210	03/06/93	Holy Cross/USA	R
41	Kelly Olynyk	F	7-0	238	04/19/91	Gonzaga/Canada	2
60	Levi Randolph	G	6-5	205	10/03/92	Alabama/USA	R
12	Terry Rozier	G	6-2	190	03/17/94	Louisville/USA	R
36	Marcus Smart	G	6-4	220	03/06/94	Oklahoma State/USA	1
7	Jared Sullinger	F	6-9	260	03/04/92	Ohio State/USA	3
4	Isaiah Thomas	G	5-9	185	02/07/89	Washington/USA	4
11	Evan Turner	G/F	6-7	205	10/27/88	Ohio State/USA	5
46	Corey Walden	G	6-2	189	08/05/92	Eastern Kentucky/USA	R
13	James Young	G/F	6-6	215	08/16/95	Kentucky/USA	1
44	Tyler Zeller	C/F	7-0	250	01/17/90	North Carolina/USA	3

## HEAD COACH

Brad Stevens (DePauw)

## ASSISTANT COACHES

Jay Larranaga (Bowling Green)

Walter McCarty (Kentucky)

Micah Shrewsberry (Hanover)

Jamie Young (Blackburn College)

Jerome Allen (Penn)



**POSITION** Guard

**HEIGHT** 6-2

**WEIGHT** 180

**BIRTHDATE** 11/26/90

**BIRTHPLACE** Tacoma, WA

**HIGH SCHOOL** Findlay Prep (Henderson, NV)

**COLLEGE** Texas

**YEARS** Starting 6th

**DRAFTED** Boston Celtics, First Round,  
19th overall pick, 2010 NBA  
Draft

# AVERY BRADLEY #0

## CAREER STATISTICS

### NBA REGULAR SEASON RECORD

YEAR TEAM	G-GS	MIN	FGM-FGA	PCT	FG3-FG3A	PCT	FT-FTA	PCT	OFF-DEF-TOT	AST	PF-DQ	STL	TO	BS	PTS	AVG
10-11 Boston	31-0	162	25-67	.343	0-5	.000	6-12	.500	4-13-17	12	20-0	9	16	0	52	1.7
11-12 Boston	64-28	1368	200-402	.498	22-54	.407	62-78	.795	34-81-115	87	109-1	43	75	12	484	7.6
12-13 Boston	50-50	1435	192-478	.402	40-126	.317	37-49	.755	30-81-111	104	129-2	64	72	19	461	9.2
13-14 Boston	60-50	1855	361-825	.438	79-200	.395	90-112	.804	48-178-226	85	145-3	63	96	11	891	14.9
14-15 Boston	77-77	2428	434-1013	.428	124-352	.352	79-100	.790	46-195-241	135	177-0	82	109	15	1071	13.9
<b>TOTALS</b>	<b>282-213</b>	<b>7248</b>	<b>1210-2785</b>	<b>.435</b>	<b>265-737</b>	<b>.360</b>	<b>274-351</b>	<b>.781</b>	<b>162-548-710</b>	<b>423</b>	<b>580-6</b>	<b>261</b>	<b>368</b>	<b>57</b>	<b>2959</b>	<b>10.5</b>

### NBA PLAYOFF RECORD

YEAR TEAM	G-GS	MIN	FGM-FGA	PCT	FG3-FG3A	PCT	FT-FTA	PCT	OFF-DEF-TOT	AST	PF-DQ	STL	TO	BS	PTS	AVG
11-12 Boston	10-10	248	25-68	.368	5-22	.227	12-18	.667	3-17-20	8	20-0	8	10	6	67	6.7
12-13 Boston	6-6	191	17-42	.405	2-8	.250	4-4	1.000	3-10-13	8	11-0	11	11	1	40	6.7
14-15 Boston	4-4	133	19-50	.380	5-19	.263	6-7	.857	3-12-15	3	13-0	3	3	0	49	12.3
<b>TOTALS</b>	<b>20-20</b>	<b>572</b>	<b>61-160</b>	<b>.381</b>	<b>12-49</b>	<b>.245</b>	<b>22-29</b>	<b>.759</b>	<b>9-39-48</b>	<b>19</b>	<b>44-0</b>	<b>21</b>	<b>24</b>	<b>7</b>	<b>156</b>	<b>7.8</b>

### NBA DEVELOPMENT LEAGUE REGULAR SEASON RECORD

YEAR TEAM	G-GS	MIN	FGM-FGA	PCT	FG3-FG3A	PCT	FT-FTA	PCT	OFF-DEF-TOT	AST	PF-DQ	STL	TO	BS	PTS	AVG
10-11 Maine	9-6	290	57-126	.452	10-27	.370	30-35	.857	7-36-43	47	29-1	27	39	3	154	17.1
<b>TOTALS</b>	<b>9-6</b>	<b>290</b>	<b>57-126</b>	<b>.452</b>	<b>10-27</b>	<b>.370</b>	<b>30-35</b>	<b>.857</b>	<b>7-36-43</b>	<b>47</b>	<b>29-1</b>	<b>27</b>	<b>39</b>	<b>3</b>	<b>154</b>	<b>17.1</b>

## CAREER HIGHS

### CAREER REGULAR SEASON SINGLE-GAME HIGHS

Minutes	46, 02/10/13, Denver at Boston
Field Goals	13, 11/03/14, Boston at Dallas
Field Goal Attempts	23, 11/16/13, Boston at Minnesota
Three-Point Field Goals	6, 03/19/14, Miami at Boston
Three-Point Attempts	5, 02/15/14, Boston at Philadelphia (Twice)
Free Throws	5, 02/02/14, Orlando at Boston (Three Times)
Free Throw Attempts	6, 02/02/14, Orlando at Boston (Five Times)
Offensive Rebounds	4, 01/11/14, Boston at Portland (Twice)
Defensive Rebounds	9, 12/08/13, Boston at New York
Total Rebounds	10, 03/16/15, Philadelphia at Boston (Twice)
Assists	7, 12/19/14, Minnesota at Boston (Twice)
Steals	6, 02/03/15, Boston at Phoenix
Turnovers	6, 11/03/13, Boston at Detroit (Twice)
Blocks	3, 02/22/12, Boston at Oklahoma City
Points	32, 11/03/14, Boston at Dallas

### CAREER POSTSEASON SINGLE-GAME HIGHS

Minutes	42, 05/01/12, Boston at Atlanta
Field Goals	7, 04/23/15, Cleveland at Boston (Twice)
Field Goal Attempts	18, 04/23/15, Cleveland at Boston
Three-Point Field Goals	2, 04/21/15, Boston at Cleveland (Twice)
Three-Point Attempts	6, 04/23/15, Cleveland at Boston (Twice)
Free Throws	6, 05/01/12, Boston at Atlanta
Free Throw Attempts	8, 05/01/12, Boston at Atlanta
Offensive Rebounds	1, 04/26/15, Cleveland at Boston (Nine Times)
Defensive Rebounds	4, 04/26/15, Cleveland at Boston (Twice)
Total Rebounds	5, 04/26/15, Cleveland at Boston
Assists	4, 04/20/13, Boston at New York
Steals	4, 04/28/13, New York at Boston
Turnovers	4, 04/20/13, Boston at New York
Blocks	3, 05/01/12, Boston at Atlanta
Points	18, 04/23/15, Cleveland at Boston



**2014-15 SEASON:** Averaged 13.9 points, 3.1 rebounds, 1.8 assists and 1.06 steals in 31.5 minutes per game...Shot 42.9 percent from the field, 35.2 percent from three and 79.0 percent from the free throw line...Was named the 2014-15 recipient of the Red Auerbach Award for exhibiting what it means to be a true Celtic...Netted a career-high 32 points to go along with eight rebounds against Dallas on Nov. 3...Also recorded a career-high 13 field goals during the contest...Scored his 2,000th point against Cleveland on Nov. 14...Missed the game against New York on Dec. 12 due to an illness...Tied his career-high of seven assists against Minnesota on Dec. 19...Set a new season-high with four steals to go along with 28 points against Sacramento on Feb. 20...Swiped a career-high six steals against Phoenix on Feb. 23...Recorded his first double-double of the season with 20 points to go along with a career-high-tying 10 rebounds against Philadelphia on Mar. 16...Netted 30 points and grabbed eight rebounds against Charlotte on Mar. 30...Recorded 10 or more points in 62 games, 20 or more points in 11 games and 30 or more points in two games...Recorded one double-double on the season...Recorded career-highs in total points, minutes, games played, total rebounds, assists, FGM, 3GM, and steals...Led or tied for the team lead in points 15 times, rebounds twice, assists three times, steals 17 times, blocks eight times and minutes 21 times...Logged his 5,000th minute on Nov. 8 against Chicago...Recorded his 2,000th point on Nov. 14 against Cleveland...Missed a total of five games this season: one game for an illness (12/12/14), three games for a left elbow sprain (3/6-3/9/15) and one game for a left quad contusion (4/15/15)...**PLAYOFFS:** Appeared in all four games against Cleveland in the first round and averaged 12.3 points and 3.8 rebounds in 33.3 minutes per game...Shot 38.0 percent from the field and 26.3 percent from three...Set a new playoff career-high with 18 points against Cleveland in Game 3 on Apr. 23...Set a new playoff career-high with five rebounds in Game 4 against Cleveland on Apr. 26.

**PROFESSIONAL CAREER: 2013-14:** Averaged 14.9 points, 3.8 rebounds, 1.4 assists and 1.05 steals in 30.9 minutes per game...Recorded his 1,000th career point against Toronto on opening night on Oct. 30...recorded a then career-high eight rebounds at Detroit on Nov. 3...Netted a then season-high 27 points at Minnesota on Nov. 16...Recorded 21 points on 9-for-11 shooting against Cleveland on Nov. 29...Recorded his first career double-double with 13 points and a career-high 10 rebounds against New York on Dec. 8...Netted a career-high six threes against Miami on Mar. 19...Tied a career-high with 28 points against Brooklyn on Mar. 21...Appeared in his 200th career game against Chicago on Mar. 31...Recorded double-figures in scoring in 43 games and 20+ point in 16...Recorded one double-double on the season...Led the Celtics in scoring in 17 games, in rebounds five times, in assists one, in steals 17 times, in blocks three times and minutes 12 times...Set career-highs in points per game (14.9), total points (891), rebounds per game (3.8), total rebounds (226), offensive rebounds (48), defensive rebounds (178), minutes (1855), field goals made (361), field goals attempted (825), three-pointers made (79), three pointers attempted (200), free throws made (90), free throws attempted (112) and free throw percentage (80.4)...Missed a total of 22 games due to injury: five games due to a sprained right ankle (1/22-1/29/14), 14 games due to a sore right ankle (2/7/14, 2/10-3/12/14), and three games due to a strained right Achilles tendon (4/2-4/5/14)...**2012-13:** Averaged 9.2 points, 2.2 rebounds, 2.1 assists and 1.28 steals in 28.7 minutes per game...Made his 2012-13 season debut against Memphis on Jan. 2 and recorded four points and one steal in 19:31 of action...Missed the first 30 games of the season recovering from off-season double shoulder surgery...Netted a then season-high 13 points to go along with five assists against New York on Jan. 7...Scored 16 points against Charlotte including a season-high four three-pointers on Jan. 14...Recorded 13 points, tied a season-high with five rebounds and three steals in a career-high 46 minutes against Denver on Feb. 10...Scored 17 points against Denver on Feb. 19...Netted 18 points and recorded a season-high tying five rebounds at Utah on Feb. 25...Recorded a season-high 22 points and a career-high seven rebounds to go along with a season-high-tying five assists at Philadelphia on Mar. 5...Swiped a career-high five steals at New Orleans on Mar. 20...Recorded 21 games with 10 or more points, including one game with 20 or more points...Led or tied for the team lead in scoring twice, in assists once, in steals 16 times, in blocks eight times and in minutes six times...Named to the All-NBA Defensive Second Team...**PLAYOFFS:** Averaged 6.7 points, 2.2 rebounds, 1.3 assists and 1.83 steals in 31.9 minutes per game...**2011-12:** Had a breakout season recording career highs in virtually every statistical category...Averaged 7.6 points, 1.8 rebounds and 1.4 assists in 21.4 minutes per game...Shot 49.8% from the field and shot 40.7% from three-point land...Recorded 11 points to go along with two assists and two steals against New Jersey on Jan. 4...Also connected on his first career three-pointer during that game...Recorded his first career start against Phoenix on Jan. 20 and recorded 10 points, four rebounds and three steals...Recorded a career-high six rebounds and seven assists in a career-high 41 minutes at Washington on Jan. 22...Scored a career-high 23 points against Washington on Mar. 25...Set new career-high 28 points against Atlanta on Apr. 20...Also swiped a career-high four steals against Atlanta on Apr. 20...Averaged 12.3 points, 2.9 rebounds, 2.0 assists and 1.07 steals in his 28 starts...Also shot 50.4% from the field and 46.5% from three when he started...Had 20 games in which he netted 10 or more points and 10 games in which he recorded 20 or more...Led the Celtics in scoring in five games, steals in eight games and minutes nine times...**PLAYOFFS:** Averaged 6.7 points and 2.0 rebounds in 24.8 minutes per game...Suffered an injury to his left shoulder and missed the final 10 games of the playoff run...Had surgery on May 25 to his left shoulder. **2010-11:** Averaged 1.7 points in 5.2 minutes per game...Had his best game of the season on the last night against New York (4/13) when he netted 20 points on 10-of-16 shooting from the floor.Made his professional debut against Atlanta scoring two points, grabbing one rebound, handing out one assist and recording one steal against Atlanta (11/22)...Assigned to the Maine Red Claws of the NBA Development League on January 14...Averaged 17.1 points, 4.8 rebounds, 5.2 assists and 3.0 steals in nine games for Maine...Recalled from the Red Claws on February 7...Recorded a season-high five points against Golden State (2/22)...**PLAYOFFS:** Was inactive for all nine of the team's playoff games.

**COLLEGE CAREER:** 2009-10 (Freshman): Ranked second on Texas in scoring (11.6 ppg), steals (44) and minutes played (29.5 mpg)... Shot 37.5 percent from three-point range and recorded an impressive 18 blocks... A Big 12 All-Rookie team selection by

## **AVERY BRADLEY** *continued from previous page.*

the league coaches and Big 12 All-Freshman Team by the media...Named All-Big 12 Honorable Mention by the coaches... Posted season highs in points (29) and rebounds (nine) vs. Colorado, shooting 12-of-14 from the field and 3-for-3 from three-point range... Recorded 25 points and five rebounds v. Nebraska... Had 24 points, six rebounds, six assists and three steals at Iowa State, converting 10-for-14 shots...Totaled 21 points and three steals at Oklahoma, shooting 9-of-16 from the field.

**HIGH SCHOOL:** Spent his senior year at Findlay Prep in Henderson, NV, averaging 19.1 points, 4.6 rebounds, 2.9 assists and 2.9 steals...Led Findlay to a 33-0 record and the mythical high school national championship... Named the ESPNRISE.com High School National Player of the Year and ranked as the No. 1 prospect by ESPN... A McDonald's All-American and Jordan All-American...Won the slam dunk contest at the McDonald's All-American Game... First-team Parade Magazine All-American...Recorded 21 points (10-of-14 FG) in 29 minutes for the USA Junior Select Team at the Nike Hoop Summit...Transferred to Findlay after spending his freshman through junior years at Bellarmine Prep (Tacoma, WA).

**CAREER TRANSACTIONS:** Selected in the first round with the 19th overall pick in the 2010 NBA Draft by the Boston Celtics...Assigned to the Maine Red Claws of the NBA Development League on January 14, 2011...Recalled from the Maine Red Claws on February 7, 2011...Signed a multi-year contract with the Boston Celtics on July 15, 2014.

**PERSONAL:** Full name is Avery Antonio Bradley, Jr... Son of Alicia Jones and Avery Bradley, Sr... Became a Texas fan when his family lived in Arlington, Texas from 2001-2004... Family moved back to Tacoma in the summer prior to his eighth grade year (2004).





**POSITION** Forward

**HEIGHT** 6-6

**WEIGHT** 235

**BIRTHDATE** 07/06/90

**BIRTHPLACE** Villa Rica, GA

**HIGH SCHOOL** Villa Rica HS (Villa Rica, GA)

**COLLEGE** Marquette

**YEARS** Starting 4th

**DRAFTED** Cleveland Cavaliers, Second Round, 34th overall pick, 2012 NBA Draft

# JAE CROWDER

# #99

## CAREER STATISTICS

### NBA REGULAR SEASON RECORD

YEAR TEAM	G-GS	MIN	FGM-FGA	PCT	FG3-FG3A	PCT	FT-FTA	PCT	OFF-DEF-TOT	AST	PF-DQ	STL	TO	BS	PTS	AVG
12-13 Dallas	78-16	1353	141-367	.384	63-192	.328	47-73	.644	35-152-187	94	128-0	63	49	17	392	5.0
13-14 Dallas	78-8	1254	130-296	.439	50-151	.331	46-61	.754	46-148-194	60	100-0	59	41	21	356	4.6
14-15 DAL/BOS	82-17	1647	229-545	.420	61-208	.293	109-141	.773	72-221-293	94	137-0	72	49	25	628	7.7
<b>TOTALS</b>	<b>238-41</b>	<b>4254</b>	<b>500-1208</b>	<b>.414</b>	<b>174-551</b>	<b>.316</b>	<b>202-275</b>	<b>.735</b>	<b>153-521-674</b>	<b>248</b>	<b>365-0</b>	<b>194</b>	<b>139</b>	<b>63</b>	<b>1376</b>	<b>5.8</b>

### NBA PLAYOFF RECORD

YEAR TEAM	G-GS	MIN	FGM-FGA	PCT	FG3-FG3A	PCT	FT-FTA	PCT	OFF-DEF-TOT	AST	PF-DQ	STL	TO	BS	PTS	AVG
13-14 Dallas	7-0	81	8-18	.444	3-7	.429	0-0	---	4-8-12	2	13-0	2	3	1	19	2.7
14-15 Boston	4-0	100	15-29	.517	3-10	.300	10-13	.769	8-12-20	8	14-0	4	5	3	43	10.8
<b>TOTALS</b>	<b>11-0</b>	<b>181</b>	<b>23-47</b>	<b>.489</b>	<b>6-17</b>	<b>.353</b>	<b>10-13</b>	<b>.769</b>	<b>12-20-32</b>	<b>10</b>	<b>27-0</b>	<b>6</b>	<b>8</b>	<b>4</b>	<b>62</b>	<b>5.6</b>

### NBA DEVELOPMENT LEAGUE RECORD

YEAR TEAM	G-GS	MIN	FGM-FGA	PCT	FG3-FG3A	PCT	FT-FTA	PCT	OFF-DEF-TOT	AST	PF-DQ	STL	TO	BS	PTS	AVG
13-14 Texas	2-2	87	18-41	.439	1-7	.143	8-12	.667	13-19-32	20	3-0	7	12	4	45	22.5
<b>TOTALS</b>	<b>2-2</b>	<b>87</b>	<b>18-41</b>	<b>.439</b>	<b>1-7</b>	<b>.143</b>	<b>8-12</b>	<b>.667</b>	<b>13-19-32</b>	<b>20</b>	<b>3-0</b>	<b>7</b>	<b>12</b>	<b>4</b>	<b>45</b>	<b>22.5</b>

## CAREER HIGHS

### CAREER REGULAR SEASON SINGLE-GAME HIGHS

Minutes	45, 03/22/15, Detroit at Boston
Field Goals	9, 01/12/15, New Orleans at Boston
Field Goal Attempts	17, 03/05/15, Utah at Boston (Twice)
Three-Point Field Goals	5, 11/01/13, Dallas at Houston
Three-Point Attempts	9, 02/23/15, Boston at Phoenix
Free Throws	9, 04/08/15, Boston at Detroit
Free Throw Attempts	11, 03/25/15, Miami at Boston
Offensive Rebounds	6, 03/03/15, Boston at Cleveland
Defensive Rebounds	13, 03/15/13, Cleveland at Dallas
Total Rebounds	17, 03/05/15, Boston at Cleveland
Assists	5, 03/18/15, Boston at Oklahoma City (Three Times)
Steals	4, 03/06/15, Boston at New Orleans (Five Times)
Turnovers	4, 11/09/12, Dallas at New York
Blocks	2, 01/12/15, New Orleans at Boston (Four Times)
Points	22, 02/22/15, Boston at LA Lakers (Twice)

### CAREER POSTSEASON SINGLE-GAME HIGHS

Minutes	31, 04/23/15, Cleveland at Boston
Field Goals	5, 04/23/15, Cleveland at Boston
Field Goal Attempts	10, 04/21/15, Boston at Cleveland
Three-Point Field Goals	2, 04/23/15, Cleveland at Boston (Twice)
Three-Point Attempts	3, 04/23/15, Cleveland at Boston (Twice)
Free Throws	4, 04/23/15, Cleveland at Boston
Free Throw Attempts	5, 04/26/15, Cleveland at Boston (Twice)
Offensive Rebounds	3, 04/21/15, Boston at Cleveland (Twice)
Defensive Rebounds	5, 04/23/15, Cleveland at Boston
Total Rebounds	7, 04/23/15, Cleveland at Boston
Assists	4, 04/23/15, Cleveland at Boston
Steals	2, 04/23/15, Cleveland at Boston
Turnovers	4, 04/23/15, Cleveland at Boston
Blocks	2, 04/23/15, Cleveland at Boston
Points	16, 04/23/15, Cleveland at Boston

**2014-15 SEASON:** Appeared in 82 games split between Boston and Dallas and averaged 7.7 points, 3.6 rebounds, 1.1 assists and 0.88 steals in 20.1 minutes per game...While with the Celtics, he appeared in 57 games averaging 9.5 points, 4.6 rebounds, 1.4 assists and 1.0 steal in 24.2 minutes per game...Acquired from the Dallas Mavericks along with Jameer Nelson, Brandon Wright, a conditional first round draft pick, a 2016 second round pick and a trade exception in exchange for Rajon Rondo and Dwight Powell on Dec. 18...Made his Celtic debut against Miami on Dec. 21 and recorded two rebounds and an assist in 7:30...Made his first start of the Celtics against Indiana on Jan. 9 and recorded 11 points, seven rebounds, two assists, two steals and a block in 27 minutes...Set a new career-high with 22 points against New Orleans that also included a career-high tying four steals and two blocks on Jan. 12...Tied his career-high with 22 points and also grabbed a season-high-tying seven rebounds at the LA Lakers on Feb. 22...Tied his career-high with four steals at New Orleans on Mar. 6...Tied his career-high with five assists against Oklahoma City on Mar. 18...Played a career-high 45 minutes in an overtime loss to Detroit on Mar. 22...Set a new career-high with eight free throws made against Miami on Mar. 25...Recorded another new career-high with nine free throws at Detroit on Apr. 8...Made game winning shot against Toronto on Apr. 14...During his 57 games with the Celtics, he recorded 10 or more points in 27 games and 20 or more points in two games...Recorded 10 or more rebounds once...Led or tied for the lead in points in two games, rebounds five times, steals 14 times, blocks 13 times and minutes twice...Missed one game due to a sore right ankle (Apr. 1)...**PLAYOFFS:** Appeared in four games off of the bench against Cleveland in the first round and recorded 10.8 points, 5.0 rebounds, 2.0 assists and 1.0 steal in 25.1 minutes per game...Shot 51.7 percent from the field and 50.0 percent from three...Recorded playoff career-highs in virtually every category during Game 3 against Cleveland when he had 16 points, seven rebounds, two steals and two assists in 31 minutes...Suffered a left knee sprain during Game 4 and would not return.

**PROFESSIONAL CAREER: 2013-14:** Averaged 4.6 points, 2.5 rebounds and 16.1 minutes in 78 games (8 starts)...three games with 15 or more points...12 games with 10 or more points...Dallas was 7-1 when he started...Shot 26-for-72 (.361) from three-point range in the 4th quarter...Career-high 18 points (7-9 FGs, 4-6 3FGs), including 14 on 5-5 FGs (4-4 3FGs) in 4th quarter, to go with four rebounds in 24 minutes against the LA Lakers on Nov. 5...17 points (6-8 FGs, 3-5 3FGs, 2-3 FTs), including 12 in 2nd half (8 in 4th quarter), to go with three rebounds and two steals in 25 minutes at Oklahoma City on Nov. 6...He recorded a team-high plus-minus rating of +19 against Golden State on Nov. 27...In his second start of season he recorded eight points (2-9 FGs, 4-4 FTs), three rebounds, two assists and two steals in 34 minutes against Milwaukee on Dec. 14...In his third start he recorded 12 points (5-8 FGs, 2-4 3FGs) in a career-high 40 minutes at New Orleans on Jan. 10...In his fifth start he recorded 14 points (6-8 FGs, 2-3 3FGs), four rebounds and three steals in 25 minutes against Orlando on Jan. 13...Netted 13 points (5-8 FGs, 3-6 3FGs), all in fourth quarter, in 18 minutes against Portland on Jan. 18...Assigned to the Texas Legends (D-League) on Feb. 27...Recalled from the D-League on Feb. 28...Re-assigned to the D-League on Mar. 1...Recalled from the D-League on Mar. 2...Averaged 22.5 points, 16.0 rebounds, 10.0 assists, 3.5 steals, 2.0 blocks and 43.4 minutes in two D-League games (both starts) for the Mavericks' D-League affiliate Texas Legends (he recorded a triple-double in both games)...Recorded two DNP-CDs...Left the game against IND on Mar. 9 with an abdominal strain and did not return...Missed two games due to the injury (at Golden State on Mar. 11 and at Utah on Mar. 12)...**PLAYOFFS:** Averaged 2.7 points, 1.7 rebounds and 11.6 minutes in seven first round games vs. San Antonio...In playoff debut he recorded six points (2-3 FGs, 2-2 3FGs), four rebounds, a steal and a block in 12 minutes in Game 1 at San Antonio on Apr. 20...**2012-13:** Averaged 5.0 points, 2.4 rebounds, 1.2 assists, 0.8 steals and 17.3 minutes in 78 games (16 starts)...Among rookie leaders, ranked T-13th in assists and ninth in steals...Two games with 15 or more points...13 games with 10 or more points (10 as a reserve)...15 games with two or more three-pointers...Three games with three or more steals...In NBA regular-season debut at the LA Lakers on Oct. 30 he recorded eight points (3-7 FGs, 2-4 3FGs), three rebounds, two assists and one steal in 20 minutes...Scored first career points on a three-pointer at the 9:30 mark of the second quarter at the LA Lakers (10/30/12)...First career double-figure scoring game with 10 points (4-5 FGs, 1-2 3FGs), three rebounds, two assists, one steal and one block in 22 minutes against Charlotte on Nov. 3...In his first career start he recorded eight points (3-4 FGs, 2-3 3FGs) and four rebounds in 27 minutes against Toronto on Nov. 7...Netted a season-high-tying 15 points (6-12 FGs, 3-7 3FGs) to go with four rebounds and season-high four steals in 20 minutes against the LA Lakers on Nov. 24...Matched his season high with 15 points (5-13 FGs, 2-8 3FGs, 3-4 FTs) to go with three rebounds and three assists in 26 minutes against Miami on Dec. 20...Completed a four-point play at the 6:31 mark of the second quarter at Oklahoma City on Dec. 27 becoming just the third Mavericks rookie to record a four-point play (Mark Aguirre, Erick Strickland)...Recorded a season-high-tying five assists in 20 minutes at Sacramento on Jan. 10...Pulled down a season-high 14 rebounds in 34 minutes against Cleveland on Mar. 15...Recorded 3 DNP-CDs...NWT (illness) at Boston on Dec. 12.

**COLLEGE CAREER:** Earned Big East Player of the Year honors as a senior and named Second Team All-American by the Associated Press...Was one of 15 finalists for the John Wooden Award as a senior. 2011-12: As a senior at Marquette, ranked 1st on team in rebounds (8.4 rpg) and steals (2.5 spg), 2nd in scoring (17.5 ppg) and 4th in assists (2.1 apg)...10-plus points in 31 of 35 games played, including 13 games with 20+ points...Career-high-tying 29 points to go with 12 rebounds at Connecticut...27 points (11-14 FGs) vs. Rutgers...Game-high 25 points (10-20 FGs) to go with career-best 16 rebounds and 4 assists in NCAA Tournament game vs. BYU...Became the 44th player in the history of the program to reach 1,000 points (and only the 5th to do it in just 2 seasons)...17 points and 13 rebounds in NCAA Tournament game vs. Murray State. 2010-11: As a junior at Marquette, ranked first on team in rebounds (6.8 rpg), third in scoring (11.8 ppg) and second in steals (1.3 spg)...10-plus points in 25 of 37 games...Career-high 29 points (12-14 FGs) to go with 8 rebounds vs. West Virginia...25 points to go with 7 rebounds vs. Syracuse...Season-high 13 rebounds to go with 12 points vs. Providence...16 points and 7 rebounds in NCAA Tournament game vs. Syracuse. 2009-10: Played his sophomore season at Howard College, where he was named NJCAA Player of the Year and was a First Team All-American selection at the Junior College level...Helped Howard College to its first-ever national title in men's basketball...Was named to the all-tournament team and tallied 27 points and 12 rebounds in the 85-80 OT win against Three Rivers CC in the championship game...Averaged 18.9 points, 9.0 rebounds, 2.5 assists and 2.3 steals. 2008-09: Played his freshman season at South Georgia Tech Junior College and helped lead 43

## **JAE CROWDER** *continued from previous page.*

the school to its first-ever NCAA National Tournament appearance...Raiders finished season with a 21-7 overall record (perfect 20-0 record at home)...Named the Georgia Junior College Athletic Association Player of the Year and garnered NJCAA Second Team All-America accolades...Averaged 17.0 points and 10.3 rebounds in the state tournament.

**CAREER TRANSACTIONS:** Selected in the second round with the 34th pick in the 2012 NBA Draft by the Cleveland Cavaliers...Draft rights traded to the Dallas Mavericks along with the draft rights Jared Cunningham and Bernard James in exchange for Kelenna Azubuike and the draft rights to Tyler Zeller on June 29, 2012...Assigned to the Texas Legends of the NBA Development League on February 27, 2014...Recalled from the Texas Legends on February 28, 2014...Assigned to the Texas Legends on March 1, 2014...Recalled from the Texas Legends on March 2, 2014...Acquired by the Boston Celtics from Dallas along with Brandan Wright, Jameer Nelson, a future conditional first round pick, a 2016 second round pick and a trade exception in exchange for Rajon Rondo and Dwight Powell on December 18, 2014...Signed a multi-year contract with the Boston Celtics on July 27, 2015.

**PERSONAL:** Full name is Corey Jae Crowder...son of Helen Thompson and Corey Crowder...His father, Corey, played in the NBA for the Utah Jazz and the San Antonio Spurs...Has seven brothers and sisters...Majored in Communication Studies...Helped Villa Rica High School in Georgia to an overall record of 17-9 under head coach James Robinson in 2007-08...Named the Times-Georgian Co-Player of the Year that season after posting season averages of 18.8 points and 7.2 rebounds per game...Also starred on the football team at Villa Rica as the team's starting quarterback.





**POSITION** Guard

**HEIGHT** 6-6

**WEIGHT** 190

**BIRTHDATE** 10/24/93

**BIRTHPLACE** Oxford, OH

**HIGH SCHOOL** Pike HS (Indianapolis, IN)

**COLLEGE** Georgia State

**YEARS** Starting 1st

**DRAFTED** Boston Celtics, First Round,  
28th overall pick, 2015 NBA  
Draft

# R.J. HUNTER

# #28

## COLLEGIATE STATISTICS

YEAR TEAM	G-GS	MIN	FGM-FGA	PCT	FG3-FG3A	PCT	FT-FTA	PCT	OFF-DEF-TOT	AST	PF-DQ	STL	TO	BS	PTS	AVG
12-13 Georgia St	31-31	1038	175-399	.439	73-200	.365	104-134	.776	30-128-158	57	52-1	53	52	26	527	17.0
13-14 Georgia St	33-32	1107	181-408	.444	100-253	.395	142-161	.882	11-140-151	57	77-1	63	39	31	604	18.3
14-15 Georgia St	35-35	1294	203-514	.395	80-262	.305	202-230	.878	27-138-165	126	85-0	75	77	35	688	19.7
<b>TOTALS</b>	<b>99-98</b>	<b>3439</b>	<b>559-1321</b>	<b>.423</b>	<b>253-715</b>	<b>.354</b>	<b>448-525</b>	<b>.853</b>	<b>68-406-474</b>	<b>240</b>	<b>214-2</b>	<b>191</b>	<b>168</b>	<b>92</b>	<b>1819</b>	<b>18.4</b>

**COLLEGE CAREER:** 2014-15 (Junior): Named AP All-American honorable mention for the second year in a row...Earned Sun Belt Player-of-the-Year and All-Sun Belt First-Team honors along with Sun Belt All-Tournament Team honors...Earned NABC All-District 24 First-Team honors...Finalist for Lou Henson Award given to the top mid-major player in the country...Named Sun Belt Player of the Week on Dec. 2, Feb. 23, and Mar. 9...Nominee for AllState NABC Good Works Team...Named to John R. Wooden and Lou Henson Preseason Watch Lists...Averaged a career-high 19.7 points, scoring a school-record 688 points, while pulling down 4.7 rebounds per game and dishing off 3.6 assists per contest...Made 202 free throws, second most in school history, while swiping 75 steals, third highest in a single-season in program history...Shot 39.5 percent from the floor, 30.5 percent from 3-point range and 87.8 percent from the free-throw line...Set multiple school career records throughout the season, including overtaking Rodney Hamilton's record of 1,515 points with a basket against UL Lafayette on Jan. 24...Finished No. 1 in career free throws (444), free throw percentage (.852) 3-pointers made (250) and 3-point attempts (707)...Ranked No. 20 in the NCAA and No. 1 in the Sun Belt in scoring at 19.7 points per game, while 688 total points were 11th in the nation...Was No. 18 in the nation and first in the league with a .878 free throw percentage...Ranked No. 17 in the NCAA and second in the Sun Belt with 2.17 steals per contest...No. 19 in the nation in total minutes (1294) and 22nd in minutes per game (37.0)...Finished seventh in the NCAA with 202 total free throws made and 14th with 230 attempts...2013-14 (Sophomore): Named AP All-American honorable mention, just the third Panther in program history to accomplish the feat...Earned Sun Belt Player-of-the-Year and All-Sun Belt First-Team honors along with Sun Belt All-Tournament Team honors...Named Atlanta Tipoff-Club Georgia College Player of the Year...Earned NABC All-District 24 First-Team honors...Was a finalist for the Lou Henson Award given to the top mid-major player in the country...Named Sun Belt Player of the Week on Jan. 6 and Jan. 20...Nominee for Allstate NABC Good Works Team...Named to the All-Sun Belt Preseason First Team...Became the first Panther to make 100 three-pointers in a season...Set the single-season mark by hitting 88.2 percent from the free throw line, going 142 of 161...Recorded 63 steals, tied for third most in a season in school history...Knocked down 39.5 percent from 3-point range, the 10th best single-season mark in program history...Made 142 free throws, the fourth most in a single-season...Made a school-record 38 straight free throws, including a school-record 13-of-13 game against South Alabama...Also had a streak of 18 straight free throws that is among the 10 best streaks in program history...Ranked No. 17 in the NCAA and No. 1 in the Sun Belt with a 88.2 free throw



percentage...Was No. 75 in the nation and No. 4 in the Sun Belt in scoring, averaging 18.3 points per game...Ranked No. 22 in the NCAA and No. 3 in the Sun Belt making 3.03 3-pointers per game...No. 39 in the nation and No. 6 in the Sun Belt in 3-point percentage...100 3-pointers made was No. 16 in the NCAA...Ranked No. 2 in the Sun Belt and No. 49 in the nation with 63 steals...Led the team in scoring 13 times...2012-13 (Freshman): Earned Kyle Macy Freshman All-American honors after becoming the most prolific freshman scorer in school history, finishing the year with a record 527 points (17.0 avg.)...Earned CAA Rookie-of-the-Year, All-CAA First-Team and CAA All-Rookie Team honors following a season when he was named CAA Rookie of the Week six times, CAA Player of the Week once and earned Lou Henson National Player of the Week honors on Feb. 4...Finished the season as one of just three freshmen in the country to average at least 17.0 points and 5.0 rebounds per game...Led all CAA freshmen in scoring and rebounding...Scored a season-high 38 points, the seventh most in school history, on a then school-record 10-of-15 3-pointers against Old Dominion, scoring 19 straight Panther points...Finished sixth in the CAA in scoring (17.0), which was also 84th in the NCAA, fifth in 3-point percentage (36.5), third in 3-pointers made (2.4) and fifth in steals (1.7)...Scored 20 or more points 12 times during the season, leading GSU in scoring 15 times...Garnered a double-double with 14 points and 10 rebounds in his collegiate debut against No. 8 Duke...Scored 25 points, hitting 6-of-7 free throws and grabbed six rebounds against South Alabama...Finished with 24 points, including 20 in the first half against Southern Miss, making 6-of-12 3-pointers...Scored 27 points, including four 3-pointers at Towson, with a game-saving blocked shot with less than two seconds remaining in the game...Scored 19 points with a career-high six assists against UNCW...Scored 27 points at first place Northeastern, going 10-of-18 from the floor and hitting five 3-pointers, while adding a game-saving block with less than 20 seconds remaining...Finished with 26 points at UNCW, scoring 20 in the first half, hitting all five 3-point attempts he took, at one point scoring 13 straight GSU points...Scored 25 points on 10-of-19 shooting at George Mason, leading GSU to its first victory at the Patriot Center.

**HIGH SCHOOL:** Led Pike High School to a runner-up finish in the Indiana State Championship...During his senior season, averaged 20.5 points, 6.6 rebounds, 3.8 assists and 2.9 steals per game, while earning All-Marion County First Team recognition...Named conference player of the year as well as an Indiana All-Star, playing in both the Indiana Senior/Junior Game and the Indiana/Kentucky High School Classic...Shot 50 percent from the floor, 41 percent from 3-point range and 85 percent from the free throw line during his final season...Scored 35 points in just three quarters against Beech Grove...During his career, he was a part of three sectional title teams, one regional championship and one semi-state championship.

**HOW ACQUIRED:** Selected with the 28th overall pick in the first round in the 2015 NBA Draft by the Boston Celtics.

**PERSONAL:** Full name is Ronald Jordan Hunter...Parents are Ron and Amy Hunter...His godfather is Ron Harper, who played with his dad at Miami (Ohio) before going on to a 15-year NBA career in which he won five NBA titles, three with the Chicago Bulls and two with the Los Angeles Lakers.



**POSITION** Forward

**HEIGHT** 6-10

**WEIGHT** 231

**BIRTHDATE** 03/02/87

**BIRTHPLACE** Kinna, Sweden

**YEARS** Starting 6th

**DRAFTED** Detroit Pistons, Second Round, 39th overall pick, 2009 NBA Draft

# JONAS JEREBKO

# #8

## CAREER STATISTICS

### NBA REGULAR SEASON RECORD

YEAR TEAM	G-GS	MIN	FGM-FGA	PCT	FG3-FG3A	PCT	FT-FTA	PCT	OFF-DEF-TOT	AST	PF-DQ	STL	TO	BS	PIS	AVG
09-10 Detroit	80-73	2232	290-603	.481	36-115	.313	125-176	.710	194-284-478	58	230-4	79	82	29	741	9.3
10-11 Detroit	DNP - Injured															
11-12 Detroit	64-13	1468	212-453	.468	32-106	.302	100-124	.806	96-212-308	43	162-3	41	66	21	556	8.7
12-13 Detroit	49-2	892	142-316	.449	25-83	.301	68-88	.773	68-117-85	43	90-0	38	42	8	377	7.7
13-14 Detroit	64-0	741	98-208	.471	31-74	.419	43-59	.729	51-124-175	39	85-0	21	43	6	270	4.2
13-14 DET/BOS	75-0	1230	169-379	.446	54-140	.386	56-66	.848	93-189-282	71	135-0	46	44	18	448	6.0
<b>TOTALS</b>	<b>332-88</b>	<b>6563</b>	<b>911-1959</b>	<b>.465</b>	<b>178-518</b>	<b>.344</b>	<b>392-513</b>	<b>.764</b>	<b>502-926-1428</b>	<b>254</b>	<b>702-7</b>	<b>225</b>	<b>277</b>	<b>82</b>	<b>2392</b>	<b>7.2</b>

### NBA PLAYOFF RECORD

YEAR TEAM	G-GS	MIN	FGM-FGA	PCT	FG3-FG3A	PCT	FT-FTA	PCT	OFF-DEF-TOT	AST	PF-DQ	STL	TO	BS	PIS	AVG
14-15 Boston	4-0	68	5-15	.333	0-4	.000	1-2	.500	4-10-14	1	9-0	2	3	1	11	2.8
<b>TOTALS</b>	<b>4-0</b>	<b>68</b>	<b>5-15</b>	<b>.333</b>	<b>0-4</b>	<b>.000</b>	<b>1-2</b>	<b>.500</b>	<b>4-10-14</b>	<b>1</b>	<b>9-0</b>	<b>2</b>	<b>3</b>	<b>1</b>	<b>11</b>	<b>2.8</b>

## CAREER HIGHS

### CAREER REGULAR SEASON SINGLE-GAME HIGHS

Minutes	44, 04/14/10, Detroit at Minnesota
Field Goals	9, 04/12/13, Charlotte at Detroit (Six Times)
Field Goal Attempts	18, 04/12/13, Charlotte at Detroit
Three-Point Field Goals	5, 03/22/14, Detroit at LA Clippers
Three-Point Attempts	7, 04/09/14, Detroit at Cleveland (Twice)
Free Throws	7, 11/04/12, Detroit at LA Lakers
Free Throws Attempts	9, 11/04/12, Detroit at LA Lakers
Offensive Rebounds	7, 03/13/10, Detroit at Atlanta
Defensive Rebounds	11, 12/31/11, Indiana at Detroit
Rebounds	13, 04/14/10, Detroit at Minnesota (Three Times)
Assists	4, 04/15/15, Boston at Milwaukee (Six Times)
Steals	4, 03/23/13, Detroit at Charlotte (Three Times)
Turnovers	4, 12/10/13, Minnesota at Detroit (Seven Times)
Blocks	3, 03/07/10, Houston at Detroit
Points	22, 03/22/14, Detroit at LA Clippers (Three Times)

### CAREER POSTSEASON SINGLE-GAME HIGHS

Minutes	25, 04/23/15, Cleveland at Boston
Field Goals	3, 04/19/15, Boston at Cleveland
Field Goal Attempts	7, 04/23/15, Cleveland at Boston
Three-Point Field Goals	None
Three-Point Attempts	2, 04/23/15, Cleveland at Boston
Free Throws	1, 04/19/15, Boston at Cleveland
Free Throws Attempts	2, 04/19/15, Boston at Cleveland
Offensive Rebounds	3, 04/23/15, Cleveland at Boston
Defensive Rebounds	4, 04/23/15, Cleveland at Boston
Rebounds	7, 04/23/15, Cleveland at Boston
Assists	1, 04/19/15, Boston at Cleveland
Steals	1, 04/23/15, Cleveland at Boston (Twice)
Turnovers	1, 04/26/15, Cleveland at Boston (Three Times)
Blocks	1, 04/23/15, Cleveland at Boston
Points	7, 04/19/15, Boston at Cleveland

**2014-15 SEASON:** Appeared in 75 games split between Boston and Detroit and averaged 6.0 points and 3.8 rebounds in 16.4 minutes per game...Shot 44.6 percent from the field, 38.6 percent from beyond the arc and 84.8 percent from the free throw line...Appeared in 29 games with the Celtics and averaged 7.1 points and 4.8 rebounds in 18.2 minutes per game while shooting 40.6 percent from three...Acquired from the Detroit Pistons along with forward Luigi Datome in exchange for forward Tayshaun Prince on Feb. 19...Made his Celtic debut against the LA Lakers on Feb. 22 and recorded one rebound in 4:36 of action...Netted a season-high 20 points in just under 21 minutes against New York on Feb. 25...Recorded a double-double with 16 points and 10 boards against Charlotte on Feb. 27...Recorded a season-high 12 rebounds against San Antonio on Mar. 20...Tied his season-high with four assists against Milwaukee on Apr. 15...Recorded 10 or more points in seven games and 20 or more points in one game...Recorded one double-double...Led or tied for the team lead in points in one game, rebounds five times, steals twice and blocks four times...**PLAYOFFS:** Appeared in all four games against Cleveland in the first round and averaged 2.8 points and 3.5 rebounds in 17.0 minutes per game.

**PROFESSIONAL CAREER: 2013-14:** Appeared in 64 games averaging 4.2 points, 2.7 rebounds and 0.6 assists in 11.6 minutes per game...Scored 10-plus points six times and 20-plus points once...Led the team in scoring twice and in assists once...Scored a career-high-tying 22 points (career-high 5-7 3FG) and grabbed a season-high nine rebounds at L.A. Clippers on Mar. 22...Tied career-high four assists at Brooklyn on Apr. 4 and tied season-high two steals five times...Recorded career highs in three-pointers made (five) and attempted (seven) at L.A. Clippers on Mar. 22...Played in his 200th career game at the L.A. Lakers on Nov. 17...Shot a career-high 42% (31-74) from beyond the arc...Averaged 5.1 points in away games compared to 3.3 in home games...Had his best offensive month of the season in April when he averaged 7.6 points (.465 FG, .500 3FG) and 4.1 rebounds in eight games...DNP-CD 18 times...**2012-13:** Appeared in 49 games (two starts) averaging 7.7 points (.449 FG, .301 3FG, .773 FT), 3.8 rebounds, 0.9 assists, 0.8 steals and 18.2 minutes per game...Scored 10-plus points 15 times and 20-plus three times...Led the team in scoring five times and in rebounds twice...Scored season-high 21 points twice (vs. Atlanta on Feb. 25 and vs. Charlotte on Apr. 12)...Grabbed season-high nine rebounds against Chicago on Apr. 7 and tied his career-high four assists vs. Memphis on Feb. 19...Tied his career-high four steals at Charlotte on Mar. 23...Recorded career highs in free throws (seven) and free throws attempted (nine) at the L.A. Lakers on Nov. 4...Shot 50% or better from the field in 27-of-49 games...Enjoyed his best month of the season in April when he averaged 12.4 points and 5.0 rebounds while shooting 55% (36-65 FG) from the field...DNP-CD 33 times...**2011-12:** Appeared in 64 games (13 starts) averaging 8.7 points (.468 FG, .302 3FG, .806 FT), 4.8 rebounds, 0.7 assists and 0.6 steals in 22.9 minutes per game...In 13 starts, averaged 9.8 points, 6.0 rebounds, 0.5 assists and 0.7 steals in 29.1 minutes per game...Led the team in scoring five times and in rebounding four times...Scored 10-plus points 26 times and 20-plus three times (Pistons were 3-0 in those games)...Grabbed 10-plus rebounds three times and recorded one double-double...Tied career-high 22 points (9-12 FG) at Charlotte on Jan. 13 and grabbed season-high 12 rebounds twice (vs. Indiana on Dec. 31 and at Washington on Mar. 26)...Recorded career-high 11 defensive rebounds against Indiana on Dec. 31...Dished out season-high three assists twice (vs. San Antonio on Feb. 14 and against Charlotte Mar. 31)...Averaged 10.5 points in Pistons wins and 7.5 points in losses...Shot 50% or better from the field 29 times and shot a single-season career-high .806 from the free-throw line...DNP-CD twice...**2010-11:** Missed the entire 2010-11 regular season after suffering a partially ruptured right Achilles tendon in the first preseason game at Miami on Oct. 5...Spent the season on the inactive list...**2009-10:** Appeared in 80 games (73 starts) averaging 9.3 points (.481 FG, .313 3FG), 6.0 rebounds, 0.7 assists and 0.99 steals in 27.9 minutes per game...Among NBA rookie leaders ranked third in rebounds (6.0 rpg), fourth in blocks (0.36 bpg), fifth in minutes (27.9 mpg), eighth in steals (0.99 spg), 10th in scoring (9.3 ppg) and tied for 18th in assists (0.7 apg)...Played in a team-high 80 games...His 73 games as a starter ranks second in Pistons franchise history amongst rookies behind Kelly Tripucka who started all 82 games during the 1981-82 season...Led the team in scoring five times and rebounds 14 times...Ranked second on the team in offensive rebounds (194) and defensive rebounds (284)...Scored 10-plus points 36 times and 20-plus points on three occasions...Grabbed 10-plus rebounds 11 times and tallied a team-high-tying seven double-doubles (Pistons were 4-3 in those games)...Named to the NBA's All-Rookie Second Team...Was named Eastern Conference Rookie of the Month for February averaging 10.2 points (.564 FG), 6.0 rebounds and 1.0 steals in 13 games...Became the fifth rookie in franchise history and the first second-round pick of the Pistons to win the Rookie of the Month award (joining Isiah Thomas, Kelly Tripucka, Grant Hill, Zeljko Rebraca)...Against the L.A. Clippers on Nov. 27 he and fellow rookie Austin Daye became the first pair of rookies to start a game for Detroit since Lindsey Hunter and Allan Houston vs. Philadelphia on April 24, 1994...Scored a career-high 22 points (8-11 FG, 4-4 3FG, 2-3 FT) with five rebounds and one assist in 34 minutes against the L.A. Clippers on Nov. 27...Tallied a career-high 13 rebounds three times (at Milwaukee on Feb. 9, at New York on Mar. 3 and at Minnesota on Apr. 14)...Dished out a career-high four assists at Philadelphia on Apr. 6 and blocked a career-high three shots against Houston on Mar. 7...Played a career-high 44 minutes in the season finale at Minnesota on Apr. 14...Was selected as a member of the Rookie Team as part of the 2010 T-Mobile Rookie Challenge and Youth Jam at NBA All-Star 2010 and scored six points with three rebounds...In 35 games where he played 30-plus minutes, averaged 11.7 points (.462 FG, .344 3FG, .741 FT), 7.6 rebounds, 0.8 rebounds and 1.06 steals in 35.0 minutes per game...Averaged 10.2 points per game and shot 49.2% from the field in home games compared to 8.2 points per game and 46.8% from the field in road games...Recorded his best offensive months of the season in December and March, averaging 10.2 points in 15 games in each month...Missed the opening game of the season due to NBA suspension and DNP-CD once (vs. Oklahoma City on Oct. 30).

**CAREER TRANSACTIONS:** Selected in the second round with the 39th overall pick in the 2009 NBA Draft by the Detroit Pistons...Acquired by the Boston Celtics from Detroit along with Luigi Datome in exchange for Tayshaun Prince on February 19, 2015...Signed a multi-year contract with Boston on July 9, 2015.

## **JONAS JEREBKO** *continued from previous page.*

**PERSONAL:** Full name is Jonas Jerebko, pronounced (Joe-nass Jeh-reb-ko)...His father, Chris, played basketball for Syracuse University from 1977-81 and played professional basketball in Europe...Averaged 16.0 points, 6.8 rebounds and 2.4 assists in five games for Sweden at the EuroBasket 2013...Active in the Detroit community, took part in the 2010 Pistons Cares Telethon by promoting the event during a series of morning radio interviews and helped raise over \$405,000 for the Food Bank Council of Michigan...Also made appearances during the Pistons 2009 Community Relations Kick-Off Event where the club teamed with Samaritan's Feet to distribute over 1,500 pairs of shoes to needy youngsters in Detroit as well as holiday food distribution events with Feed The Children during Thanksgiving and Christmas holiday seasons...Also teamed with Austin Daye and DalJuan Summers for a special ticket section called "The Rooks" in which deserving youngsters in the Detroit Metro area could come and enjoy NBA basketball first hand at all home games...Is an avid hockey fan and enjoys spending time with Detroit Red Wings Swedish players Tomas Holmstrom, Henrik Zetterberg, Niklas Kronwall and Nicklas Lidstrom...Enjoys golf – a sport he played as a teenager growing up in Sweden.





**POSITION** Forward

**HEIGHT** 6-9

**WEIGHT** 249

**BIRTHDATE** 05/01/87

**BIRTHPLACE** Los Angeles, CA

**HIGH SCHOOL** Westchester HS (Los Angeles, CA)

**YEARS** Starting 11th

**DRAFTED** Detroit Pistons, Second Round, 56th overall pick, 2005 NBA Draft

# AMIR JOHNSON #90

## CAREER STATISTICS

### NBA REGULAR SEASON RECORD

YEAR TEAM	G-GS	MIN	FGM-FGA	PCT	FG3-FG3A	PCT	FT-FTA	PCT	OFF-DEF-TOT	AST	PF-DQ	STL	TO	BS	PTS	AVG
05-06 Detroit	3-0	39	7-10	.700	2-3	.667	4-4	1.000	3-1-4	3	7-0	0	4	2	20	6.7
06-07 Detroit	8-0	124	18-33	.545	0-3	.000	11-14	.786	15-22-37	3	19-0	5	9	13	47	5.9
07-08 Detroit	62-0	764	92-165	.558	0-0	---	37-55	.673	87-148-235	29	141-1	24	39	82	221	3.6
08-09 Detroit	62-24	911	97-163	.595	0-0	---	23-35	.657	102-130-232	20	171-2	20	33	60	217	3.5
09-10 Toronto	82-5	1453	208-334	.623	0-4	.000	95-149	.638	154-241-305	46	255-1	44	63	66	511	6.2
10-11 Toronto	72-54	1853	281-495	.568	0-1	.000	126-160	.788	189-272-461	81	263-4	53	69	88	688	9.6
11-12 Toronto	64-43	1553	196-340	.576	2-5	.400	58-84	.690	149-259-408	79	209-2	33	94	69	452	7.1
12-13 Toronto	81-38	2325	336-606	.554	5-13	.385	136-187	.727	227-384-611	122	301-8	81	117	110	813	10.0
13-14 Toronto	77-12	2214	344-612	.562	20-66	.303	91-143	.636	172-333-505	115	271-5	56	123	88	799	10.4
14-15 Toronto	75-12	1979	298-519	.574	19-46	.413	279-473	.590	159-297-456	117	225-1	44	110	59	694	9.3
<b>TOTALS</b>	<b>586-308</b>	<b>13215</b>	<b>1877-3277</b>	<b>.574</b>	<b>48-141</b>	<b>.340</b>	<b>660-960</b>	<b>.688</b>	<b>1257-2087-3344</b>	<b>617</b>	<b>1862-24</b>	<b>360</b>	<b>661</b>	<b>637</b>	<b>4462</b>	<b>7.6</b>

### NBA PLAYOFF RECORD

YEAR TEAM	G-GS	MIN	FGM-FGA	PCT	FG3-FG3A	PCT	FT-FTA	PCT	OFF-DEF-TOT	AST	PF-DQ	STL	TO	BS	PTS	AVG
07-08 Detroit	8-0	43	9-12	.750	0-1	.000	3-6	.500	3-10-13	1	7-0	0	2	3	21	2.6
08-09 Detroit	3-0	13	1-1	1.000	0-0	---	0-0	---	1-2-3	0	3-0	0	0	1	2	0.7
13-14 Toronto	7-7	191	34-52	.654	0-2	.000	9-12	.750	16-26-42	7	29-1	3	12	4	77	11.0
14-15 Toronto	4-2	112	20-29	.690	0-1	.000	6-12	.500	7-21-28	4	16-0	1	7	3	46	11.5
<b>TOTALS</b>	<b>22-9</b>	<b>359</b>	<b>64-94</b>	<b>.681</b>	<b>0-4</b>	<b>.000</b>	<b>18-30</b>	<b>.600</b>	<b>27-59-86</b>	<b>12</b>	<b>65-1</b>	<b>4</b>	<b>21</b>	<b>11</b>	<b>146</b>	<b>6.6</b>

### NBA DEVELOPMENT LEAGUE REGULAR SEASON RECORD

YEAR TEAM	G-GS	MIN	FGM-FGA	PCT	FG3-FG3A	PCT	FT-FTA	PCT	OFF-DEF-TOT	AST	PF-DQ	STL	TO	BS	PTS	AVG
05-06 Fay	18-12	508	119-178	.669	1-1	1.000	70-97	.722	54-74-128	21	67-0	16	42	27	309	17.2
06-07 Sioux Falls	22-22	775	157-252	.623	1-3	.333	100-134	.746	76-136-212	46	97-0	26	70	69	415	18.9
<b>TOTALS</b>	<b>40-34</b>	<b>1283</b>	<b>276-430</b>	<b>.642</b>	<b>2-4</b>	<b>.500</b>	<b>170-231</b>	<b>.736</b>	<b>130-210-340</b>	<b>67</b>	<b>164-0</b>	<b>42</b>	<b>112</b>	<b>96</b>	<b>742</b>	<b>18.6</b>

## CAREER HIGHS

### CAREER REGULAR SEASON SINGLE-GAME HIGHS

Minutes	50, 03/21/14, Oklahoma City at Toronto
Field Goals	14, 12/08/13, Toronto at LA Lakers
Field Goal Attempts	20, 01/29/14, Orlando at Toronto
Three-Point Field Goals	2, 04/01/15, Toronto at Minnesota (Four Times)
Three-Point Attempts	4, 04/01/15, Toronto at Minnesota (Twice)
Free Throws	9, 11/21/10, Boston at Toronto
Free Throw Attempts	9, 01/28/11, Milwaukee at Toronto (Twice)
Offensive Rebounds	12, 03/04/13, Toronto at Golden State
Defensive Rebounds	13, 03/15/13, Charlotte at Toronto (Twice)
Total Rebounds	21, 03/15/13, Charlotte at Toronto
Assists	6, 04/01/15, Toronto at Minnesota (Twice)
Steals	5, 02/03/13, Miami at Toronto
Turnovers	6, 03/15/13, Charlotte at Toronto (Twice)
Blocks	7, 03/01/11, New Orleans at Toronto (Twice)
Points	32, 12/08/13, Toronto at LA Lakers

### CAREER POSTSEASON SINGLE-GAME HIGHS

Minutes	37, 04/22/14, Brooklyn at Toronto
Field Goals	9, 05/04/14, Brooklyn at Toronto
Field Goal Attempts	12, 04/18/15, Washington at Toronto (Twice)
Three-Point Field Goals	None
Three-Point Attempts	2, 04/25/14, Toronto at Brooklyn
Free Throws	3, 04/30/14, Brooklyn at Toronto (Twice)
Free Throw Attempts	5, 04/21/15, Washington at Toronto (Twice)
Offensive Rebounds	5, 05/04/14, Brooklyn at Toronto
Defensive Rebounds	8, 04/24/15, Toronto at Washington
Total Rebounds	12, 04/24/15, Toronto at Washington
Assists	3, 04/24/15, Toronto at Washington
Steals	2, 04/27/14, Toronto at Brooklyn
Turnovers	4, 04/30/14, Brooklyn at Toronto
Blocks	4, 04/22/14, Brooklyn at Toronto
Points	20, 05/04/14, Brooklyn at Toronto

**2014-15 SEASON:** Averaged 9.3 points, 6.1 rebounds and 26.3 minutes in 75 contests, including 72 starts...Has played in 70-plus games the past three seasons...Made a career-high 19 3FGs (19-46), shooting .413 percent...Was the Atlantic Division nominee for the 2014-15 NBA Sportsmanship Award...Scored in double figures 32 times and led the team on the glass 12 times...Registered six double-doubles...Missed four games (April 4 through 11) with a right ankle sprain...Matched his career high with six assists at Minnesota on Apr. 1...Equalled his season best with 16 rebounds against Houston on Mar. 30...Scored in double figures in a season-high four straight games (Mar. 10-16)...Passed Andrea Bargnani (435) for fourth place on the Raptors' all-time games played list on Mar. 4 vs. Cleveland...Scored 24 points on 10-for-11 shooting from the field at Brooklyn on Jan. 30...Passed Alvin Williams (417) for fifth on the Raptors' all-time games played list on Jan. 27 at Indiana...Recorded a double-double in three-of-four games (Jan. 12-18), averaging 11.0 points and 10.3 rebounds...Finished with 10 points and a season-high-tying 16 rebounds vs. Philadelphia on Jan. 14...Passed Antonio Davis (957) for second on the team's all-time offensive rebound list at Golden State on Jan. 2...Made a short jumper with 4.7 seconds left to send the game to OT at Portland on Dec. 30...Became the seventh player in Raptors franchise history to appear in 400 games on Dec. 19 at Detroit...Scored his 4,000th point in the NBA on Dec. 17 vs. Brooklyn...Netted a season-high 27 points on 11-for-15 shooting vs. Cleveland on Dec. 5...Scored 20 points vs. Dallas on Nov. 28, matching his career high with two made three-pointers...Inactive for three games (Nov. 2 through 5) with a sore left ankle...Recorded a double-double (16 pts, 10 rebs) in the season opener vs. Atlanta on Oct. 29...**PLAYOFFS:** Appeared in four games during the first round of the playoffs and averaged 11.5 points and 7.0 rebounds in 28.0 minutes per game while shooting 69.0 percent from the field.

**PROFESSIONAL CAREER: 2013-14:** Appeared in 77 games (72 starts), averaging 10.4 points, 6.6 rebounds and 28.8 minutes...Finished in the Top 10 in the NBA in field goal percentage for a second consecutive year, fifth at .562 (344-612) (eight in 2012-13)...Led the team in total blocks with 88...Left the Apr. 2 game vs. Houston at the 9:02 mark of the first quarter with a sore right ankle and missed the next three games (Apr. 4-9)...Scored the game-winning basket with 7.1 seconds remaining vs. Boston on Mar. 28...Played in his 500th NBA game and logged a career-high 50 minutes vs. Oklahoma City on Mar. 21; recorded 25 points and 12 rebounds against the Thunder...Scored in double figures in eight straight games (Mar. 9-21) averaging 17.0 points...Scored 20 points vs. Phoenix on Mar. 16 and also passed Antonio Davis (405) for third on the Raptors' all-time blocks list...Missed two games (Feb. 10-12) with a sore right ankle...Attempted a career-high 20 field goals vs. Orlando on Jan. 29 en route to 22 points with 11 rebounds for his ninth double-double...Totalled 17 points and eight rebounds at Miami on Jan. 5; passed Andrea Bargnani (2,095) for third on the Raptors' all-time rebounds list...Averaged 13.8 points, 8.3 rebounds and 1.4 blocks during 14 games in December...Scored in double figures in nine straight games Dec. 3 through 22, averaging 18.0 points...Matched his season-high with 13 rebounds at Oklahoma City on Dec. 22...Collected a season-high 13 rebounds vs. Charlotte on Dec. 18...Set career highs with 32 points and 14 field goals made at L.A. Lakers on Dec. 8...Started the first 15 games of the season before coming off the bench Dec. 1-6, then started the next 32 games before being sidelined Feb. 10 by a sore right ankle...Recorded his 500th career block at Philadelphia on Nov. 20...Grabbed 10-plus rebounds in three consecutive games Nov. 8-11, averaging 10.7 boards...Became the 10th player in Raptors history to appear in 300 games on Oct. 30 vs. Boston...**PLAYOFFS:** Was third on the team in scoring (11.0) and rebounding (6.0) in seven starts in the first-round series versus the Nets...Led the team in field goal percentage at .654 (34-52)...Scored in double figures four times and had 10-plus rebounds once...Totalled 16 points (8-10 FG) and nine boards in a Game 2 victory at Air Canada Centre on Apr. 22...Was 7-11 FG en route to 17 points in Game 4 at Brooklyn on Apr. 27...Recorded a double-double with playoff highs of 20 points (9-12 FG) and 10 rebounds in Game 7 on May 4 at Air Canada Centre...**2012-13:** Posted career highs in points (10.0), rebounds (7.5), assists (1.5), steals (1.0), blocks (1.4) and minutes (28.7) in 81 games...Ranked eighth in the NBA with a .554 (336-for-606) field goal percentage...One of 10 players in the NBA to gather 200-plus offensive rebounds and block more than 100 shots...Scored 20-plus points on five occasions...Led the team with 15 double-doubles...Grabbed double-digit rebounds 20 times...DND for one game...Averaged 12.2 points, 9.5 rebounds, 1.8 blocks and 34.8 minutes in 56 starts...Recorded a season-high six blocks at Atlanta on Apr. 16 with five in the first quarter matching a team record for blocks in a quarter...Scored a season-high 24 points and matched a season best with 10 field goals made vs. Chicago on Apr. 12...Averaged 11.5 points and 9.3 rebounds during 15 games in March...Scored 18 points and collected a game-high 18 rebounds vs. Miami on Mar. 17...Grabbed a career-high 21 rebounds vs. Charlotte on Mar. 15 and became the eighth player in team history to record a 20-plus rebound game...Scored 17 points (with a career-high 19 FGAs) and corralled a game-high 16 rebounds vs. Cleveland on Mar. 10...Came off the bench to record 23 points, shooting a team-record 10-for-10 from the field, with 15 rebounds at Golden State on Mar. 4; became first player in NBA history to come off the bench to record 10-plus rebounds and shoot a perfect 10-for-10 from the field...Blocked at least one shot in a career-high 15 consecutive games (Jan. 20-Feb. 20)...Earned his 10th double-double of the season at Indiana on Feb. 8 and scored the game-tying basket as time expired in regulation...Recorded a career-high five steals vs. Miami on Feb. 3...Had 19 points and 16 rebounds vs. the L.A. Clippers on Feb. 1...Poured in 19-plus points in three-of-four games (Jan. 6-13)...Scored 22 points and added 14 rebounds vs. Milwaukee on Jan. 13...Made his first start of the season vs. Oklahoma City on Jan. 6 and tallied 19 points...Blocked five shots vs. Houston on Dec. 16...Suspended one game (Dec. 12)...Ejected with 5:01 left in the third quarter at Portland on Dec. 10...**2011-12:** Contributed 7.1 points, 6.4 rebounds and 24.3 minutes in 64 outings...Averaged 7.7 points, 6.8 rebounds and 25.9 minutes in 43 starts...Shot a team-best .576 (196-for-340) from the field...Led the Raptors on the glass in 19 contests...Totalled 10-plus rebounds on 14 occasions, with eight double-doubles (second on team, Calderon)...Logged a season-high 40 minutes vs. Boston on Apr. 13...Recorded 12 points and game-high 12 rebounds vs. Miami on Mar. 30 for his eighth double-double...Did not dress on Mar. 5 vs. Orlando due to a sore right knee...Set a career high with 15 defensive rebounds vs. Golden State on Mar. 4...Dished out a season-best four assists and tied season highs with five blocks and two steals at New Orleans on Feb. 29...Grabbed a season-high 15 rebounds vs. Charlotte on Feb. 15...Blocked a season-high five shots vs. New York on Feb. 14...Collected 10-or-more rebounds in four consecutive games (Jan. 6-10) for the second time in career (Last: Feb. 2-9, 2011)...Made first three-point basket since rookie season (2005-06) on Jan. 11 vs. Sacramento...Scored a season-high 19 points vs. Minnesota on Jan. 9...Recorded a double-double with 13 points and 13 rebounds opening night at Cleveland on Dec. 26...**2010-11:** Averaged career highs in points (9.6), rebounds (6.4), minutes (25.7) and starts (54)...Shot .568 (281-495) from the field...Averaged 9.9 points, 6.6 rebounds and shot .564 (225-of-399) from the field in 54 games as a starter...Led the team in blocks (88)...Paced the club on the boards 17 times...Had 15 games of 10 or more rebounds and 11 double-doubles...Missed the last five games (Apr. 6-13) due to a sore

## AMIR JOHNSON *continued from previous page.*

left ankle...Scored the game-winning basket with 1.4 seconds remaining at Oklahoma City on Mar. 20...Returned to the starting lineup vs. Washington on Mar. 18 after missing the previous three games (Mar. 11-16) due to a sprained left ankle...Blocked a career high-tying seven shots and added 10 rebounds vs. New Orleans on Mar. 1...Averaged 12.0 points, 8.4 rebounds, 1.9 blocks and shot .602 (50-of-83) from the field in February...Shot a perfect eight-for-eight from the field vs. Chicago on Feb. 23, becoming the fifth player in team history to go perfect from the field with at least eight shot attempts...Did not play on Feb. 11 vs. Portland due to a sprained right ankle, ending his streak at 135 consecutive games played as a Raptor...Scored 10-plus points in nine consecutive games (Jan. 21-Feb. 4)...Had 19 points and 12 rebounds, with a career-high six assists vs. Minnesota on Feb. 4...Averaged 12.1 points, 7.3 rebounds and shot .637 (86-for-135) from the field during 17 games in January...Scored a season-high 24 points and tied a career-high with nine free throw attempts vs. Milwaukee on Jan. 28...Played a career-high 42 minutes at Dallas on Dec. 28 despite suffering from back spasms...Had a career-high 16 rebounds, a career high-tying three steals, and 22 points vs. New York on Dec. 5...Set career highs in free throws made and attempted shooting a perfect nine-of-nine vs. Boston on Nov. 21, connecting on two free throws with 2.7 seconds remaining to give the Raptors a 102-101 victory...Recorded 15 rebounds, nine on the offensive end, along with 12 points at the L.A. Lakers on Nov. 5 for the teams' first double-double of the season... **2009-10:** Averaged then career highs in points (6.2), rebounds (4.8) and minutes (17.7) while appearing in a career-best 82 games...One of two Raptors to see action in every game (Jack)...Scored in double-figures 21 times and posted double-digit totals on the glass five times...Posted a franchise single-season record by shooting .623 from the field (min. 200 shots), passing the previous record set by John Thomas (.577) during the 1998-99 season...Led the team in rebounds six times and bench scoring 10 times...Averaged 17.8 points, 6.0 rebounds and 33.0 minutes during five games as a starter...Averaged 18.8 points, 5.5 rebounds and 33.5 minutes in the final four games of the season...Played a season-high 40 minutes vs. New York on Apr. 14...Set a career high with 26 points and matched career highs in field goals made (10) at Detroit on Apr. 12...Had 18 points and a season-high 13 rebounds at Atlanta on Apr. 9 with a career high-tying nine defensive boards...Scored 16 points and grabbed 10 rebounds for his first double-double of the season at Cleveland on Apr. 6...Made his first start on Mar. 5 vs. New York and scored 14 points...Attempted a season-high eight free throws vs. New Jersey on Dec. 18... **2008-09:** Appeared in 62 games (with a then career-high 24 starts), averaging 3.5 points, 3.7 rebounds and 0.97 blocks in 14.7 minutes...In 24 games as a starter, averaged 4.8 points, 4.9 rebounds and 1.04 blocks in 19.6 minutes...In 38 games off the bench, averaged 2.7 points, 3.0 rebounds and 0.88 blocks in 11.6 minutes...Shot .642 (52-for-81) as a starter and .548 (45-for-82) as a reserve...Led the team for a second consecutive season in field goal percentage at .595...Scored 10-plus points four times...Played 20-plus minutes in 16 games, averaging 6.9 points, 6.7 rebounds, 0.50 steals, 1.69 blocks and 25.0 minutes...Grabbed 102 offensive rebounds...Paced the Pistons in rebounding four times...Grabbed five-plus rebounds 21 times, including a season-high 10 rebounds in a season-best 38 minutes vs. Sacramento on Jan. 2...Tallied a season-high four blocks at Milwaukee on Dec. 27...Blocked two or more shots in 17 games...Tied his season-high with 12 points vs. New York on Nov. 26...Equaled his career high with three steals at Toronto on Nov. 5...Posted a season high-tying 12 points at Charlotte on Nov. 3... **PLAYOFFS:** Appeared in three games, totaling two points and three rebounds in 13 minutes... **2007-08:** Saw action in 62 games, averaging 3.6 points, 3.8 rebounds and 1.32 blocks in 12.3 minutes...Led the team in field goal percentage at .558...Paced the team in scoring once and rebounds five times...Scored 10-plus points three times...Played 20-plus minutes in 11 games averaging 7.1 points, 7.4 rebounds, 2.82 blocks and 24.4 minutes...Scored a season-high 14 points (5-6 FG, 4-4 FT) with nine rebounds vs. New York on Apr. 8...Grabbed five-plus rebounds 23 times, including a season-high nine rebounds on five occasions...Posted a career-high seven blocks in a season-high 31 minutes on Feb. 13 vs. Indiana...Blocked three or more shots in nine games... **PLAYOFFS:** Saw time in eight games, averaging 2.6 points and 1.6 rebounds in 5.4 minutes...Recorded playoff career highs in points (10) and rebounds (6) at Philadelphia on May 1... **2006-07:** Appeared in eight games, averaging 5.9 points, 4.6 rebounds and 1.63 blocks in 15.5 minutes...Played a season-high 37 minutes at Boston on Apr. 18, scoring a then career-high 20 points (10-14 FG) and grabbing a season-best 12 rebounds...Played 35 minutes vs. Philadelphia on Apr. 15 and totaled 12 points, 10 rebounds, three assists and six blocks...Averaged 10.8 points, 8.0 rebounds, 2.75 blocks and 25.8 minutes over the last four games of the season...Drew nine DNP-CDs and spent 34 games on the inactive list...Made two NBA D-League assignments, averaging and averaged 18.9 points, 9.6 2.1 assists, 3.13 blocks and 35.2 minutes in 22 games with the Sioux Falls Skyforce...Recorded 10 double-doubles...Was named NBA D-League Performer of the Week for Apr. 2, averaging 27.5 points, 15.5 rebounds, 4.5 blocks, 4.0 assists and 2.0 steals...Scored in double-figures in 20-of-22 games, including a season-high 34 points (14-14 FT) with 14 rebounds, vs. Dakota on Mar. 30...Grabbed 10-plus rebounds 11 times, including a season-high 19 boards (10 offensive) Mar. 24 vs. Tulsa... **2005-06:** Averaged 6.7 points, 1.3 rebounds, 1.0 assists and 13.0 minutes in three games during his rookie campaign in Detroit...Scored a season-high 18 points (6-6 FG, 2-2 3FG, 4-4 FT) with two rebounds and two assists in a season-high 18 minutes at Milwaukee on Apr. 17...Played in 17 games (12 starts) with the Fayetteville Patriots of the NBA Development League, averaging 17.2 points, 7.2 rebounds and 1.5 blocks in 27.7 minutes...Recorded four double-doubles...Grabbed a season-high 14 rebounds Apr. 8 at Florida...Twice scored a season-high 25 points at Florida on Apr. 8 and at Roanoke on Mar. 15.

**HIGH SCHOOL CAREER:** Named a 2005 McDonald's High School All-American...Was selected 2005 Mr. Basketball in California...Earned Los Angeles' Player of the Year honors by the Los Angeles Times...Scored 17 points (8-11 FG) for the West squad at the Roundball Classic (2005)...Tallied seven rebounds and two blocks in 19 minutes for the West team at the McDonald's High School All-American game (2005)...Averaged 21.0 points, 15.0 rebounds and 8.0 blocks during his senior season at Westchester...Led Westchester to a state championship and a top-five national ranking.

**CAREER TRANSACTIONS:** Selected in the second round with the 56th overall pick in the 2005 NBA Draft by the Detroit Pistons...Assigned to the Fayetteville Patriots of the NBA Development League on February 27, 2006...Recalled from Fayetteville on April 17,



2006...Assigned to the Sioux Falls Skyforce of the NBA Development League on January 8, 2007...Recalled from Sioux Falls on January 22, 2007... Assigned to Sioux Falls on February 27, 2007...Recalled from Sioux falls on April 13, 2007...Traded by Detroit to the Milwaukee Bucks in exchange for Fabricio Oberto on June 23, 2009...Traded by Milwaukee along with Sonny Weems to the Toronto Raptors in exchange for Carlos Delfino and Roko Ukic on August 18, 2009...Signed a multi-year contract with the Boston Celtics on July 9, 2015.

**PERSONAL:** Is the last player to go directly from high school to the NBA...Is very active on Twitter and has his own tv channel, AmirTV, on his website: Amirjohnson.com...Has nearly a seven-foot wingspan...His cousin, Kevin Burnett, was a linebacker in the NFL and played for Dallas, San Diego, Miami and Oakland...Would like to study computer science in the future and learn how to design and develop computer games...Took part in the 2008 Celebrity Wheelchair Game for the Rehabilitation Institute of Michigan and the Detroit Medical Center.





**POSITION** Forward

**HEIGHT** 6-11

**WEIGHT** 235

**BIRTHDATE** 09/24/91

**BIRTHPLACE** Winnsboro, LA

**HIGH SCHOOL** Duncanville HS (Duncanville, TX)

**COLLEGE** Baylor

**YEARS** Starting 4th

**DRAFTED** Oklahoma City, First Round, 28th Overall, 2012 NBA Draft

# PERRY JONES III #38

## CAREER STATISTICS

### NBA REGULAR SEASON RECORD

YEAR TEAM	G-GS	MIN	FGM-FGA	PCT	FG3-FG3A	PCT	FT-FTA	PCT	OFF-DEF-TOT	AST	PF-DQ	STL	TO	BS	PTS	AVG
12-13 Okla. City	38-1	280	39-99	.394	0-2	.000	10-15	.667	12-50-62	10	23-0	5	15	6	88	2.3
13-14 Okla. City	62-7	764	83-181	.459	22-61	.361	28-42	.667	28-86-114	26	62-0	14	21	19	216	3.5
14-15 Okla. City	43-13	631	73-184	.397	14-60	.233	24-37	.649	6-70-76	18	50-0	17	24	8	184	4.3
<b>TOTALS</b>	<b>143-21</b>	<b>1676</b>	<b>195-464</b>	<b>.420</b>	<b>36-123</b>	<b>.293</b>	<b>62-94</b>	<b>.660</b>	<b>46-206-252</b>	<b>54</b>	<b>135-0</b>	<b>36</b>	<b>60</b>	<b>33</b>	<b>488</b>	<b>3.4</b>

### NBA POSTSEASON RECORD

YEAR TEAM	G-GS	MIN	FGM-FGA	PCT	FG3-FG3A	PCT	FT-FTA	PCT	OFF-DEF-TOT	AST	PF-DQ	STL	TO	BS	PTS	AVG
12-13 Okla. City	1-0	5	0-1	.000	0-0	---	0-0	---	0-1-1	0	0-0	0	0	0	0	0.0
13-14 Okla. City	11-0	55	7-18	.389	3-10	.300	0-0	---	3-6-9	1	9-0	0	1	1	17	1.5
<b>TOTALS</b>	<b>12-0</b>	<b>60</b>	<b>7-19</b>	<b>.368</b>	<b>3-10</b>	<b>.300</b>	<b>0-0</b>	<b>---</b>	<b>3-7-10</b>	<b>1</b>	<b>9-0</b>	<b>0</b>	<b>1</b>	<b>1</b>	<b>17</b>	<b>1.4</b>

### NBA DEVELOPMENT LEAGUE REGULAR SEASON RECORD

YEAR TEAM	G-GS	MIN	FGM-FGA	PCT	FG3-FG3A	PCT	FT-FTA	PCT	OFF-DEF-TOT	AST	PF-DQ	STL	TO	BS	PTS	AVG
12-13 Tulsa	15-15	487	88-195	.451	5-17	.294	33-51	.647	27-83-110	26	40-0	18	15	9	214	14.3
<b>TOTALS</b>	<b>15-15</b>	<b>487</b>	<b>88-195</b>	<b>.451</b>	<b>5-17</b>	<b>.294</b>	<b>33-51</b>	<b>.647</b>	<b>27-83-110</b>	<b>26</b>	<b>40-0</b>	<b>18</b>	<b>15</b>	<b>9</b>	<b>214</b>	<b>14.3</b>

### NBA DEVELOPMENT LEAGUE POSTSEASON RECORD

YEAR TEAM	G-GS	MIN	FGM-FGA	PCT	FG3-FG3A	PCT	FT-FTA	PCT	OFF-DEF-TOT	AST	PF-DQ	STL	TO	BS	PTS	AVG
12-13 Tulsa	4-4	132	16-39	.410	0-3	.000	8-9	.889	5-17-22	6	9-0	3	6	3	40	10.0
<b>TOTALS</b>	<b>4-4</b>	<b>132</b>	<b>16-39</b>	<b>.410</b>	<b>0-3</b>	<b>.000</b>	<b>8-9</b>	<b>.889</b>	<b>5-17-22</b>	<b>6</b>	<b>9-0</b>	<b>3</b>	<b>6</b>	<b>3</b>	<b>40</b>	<b>10.0</b>

## CAREER HIGHS

### CAREER REGULAR SEASON SINGLE-GAME HIGHS

Minutes	42, 10/30/14, Oklahoma City at LA Clippers
Field Goals	10, 10/30/14, Oklahoma City at LA Clippers
Field Goal Attempts	17, 11/01/14, Denver at Oklahoma City (Twice)
Three-Point Field Goals	3, 10/30/14, Oklahoma City at LA Clippers (Three Times)
Three-Point Attempts	6, 11/01/14, Denver at Oklahoma City (Twice)
Free Throws	9, 10/30/14, Oklahoma City at LA Clippers
Free Throws Attempts	11, 10/30/14, Oklahoma City at LA Clippers
Offensive Rebounds	2, 03/28/14, Sacramento at Oklahoma City (Seven Times)
Defensive Rebounds	7, 04/17/13, Milwaukee at Oklahoma City
Rebounds	9, 04/17/13, Milwaukee at Oklahoma City
Assists	3, 10/30/14, Oklahoma City at LA Clippers (Twice)
Steals	3, 01/24/14, Oklahoma City at Boston
Turnovers	5, 10/30/14, Oklahoma City at LA Clippers
Blocks	3, 01/09/14, Oklahoma City at Denver
Points	32, 10/30/14, Oklahoma City at LA Clippers

### CAREER POSTSEASON SINGLE-GAME HIGHS

Minutes	24, 05/21/14, Oklahoma City at San Antonio
Field Goals	3, 05/05/14, LA Clippers at Oklahoma City
Field Goal Attempts	6, 05/29/14, Oklahoma City at San Antonio (Twice)
Three-Point Field Goals	2, 05/05/14, LA Clippers at Oklahoma City
Three-Point Attempts	4, 05/05/14, LA Clippers at Oklahoma City
Free Throws	None
Free Throws Attempts	None
Offensive Rebounds	3, 05/05/14, LA Clippers at Oklahoma City
Defensive Rebounds	4, 05/21/14, Oklahoma City at San Antonio
Rebounds	4, 05/21/14, Oklahoma City at San Antonio
Assists	1, 05/27/14, San Antonio at Oklahoma City
Steals	None
Turnovers	1, 05/29/14, Oklahoma City at San Antonio
Blocks	1, 05/21/14, Oklahoma City at San Antonio
Points	8, 05/05/14, LA Clippers at Oklahoma City

**2014-15 SEASON:** In 42 games (13 starts), averaged 4.3 points and 1.8 rebounds in 14.7 minutes...Scored 20-plus points on two occasions...Scored in double figures in five games...Scored a career-high 32 points on 10-for-17 shooting to go with seven rebounds and three assists in 42 minutes at the LA Clippers on Oct. 30...Thirteen games DNP – Right Knee Contusion...Two games DNP – Left Ankle Bruise...Nineteen games DNP-CD...Three games DNP – Left Ankle Sprain.

**PROFESSIONAL CAREER: 2013-14:** In 62 games (seven starts), averaged 3.5 points and 1.8 rebounds in 12.3 minutes...Scored a season-high 13 points including career-high three 3-point field goal makes vs. Utah on Nov. 24...In his second career start at Boston on Jan. 24, scored 10 points on 4-of-6 shooting, to go along with a career-high three steals...Started second half of the season at Miami on Jan. 29 and in 30 minutes recorded three points, two rebounds and one block...19 DNP-CD...25 DNP – Inactive...Scored in double figures five times...**PLAYOFFS:** Appeared in 11 games and averaged 1.5 points in 5.0 minutes... **2012-13:** Appeared in 38 games (one start) and averaged 2.3 points and 1.6 rebounds in 7.4 minutes...Set a career-high with 14 points on 7-of-15 shooting during the regular season finale vs. Milwaukee on Apr. 17...Went 4-of-5 en route to eight points vs. Orlando on Mar. 15... Appeared in 15 regular season games with the Tulsa 66ers (all starts) of the NBA Development League and averaged 14.3 points, 7.3 rebounds and 1.7 assists in 32.5 minutes...Scored 10-plus points 11 times, 20-plus points four times...Recorded three double-doubles...**PLAYOFFS:** Made NBA playoff debut on Apr. 21 in Game 6 vs. Houston and was held scoreless in five minutes of action.

**COLLEGE CAREER:** 2011-12 (Sophomore): Averaged 13.5 points and 7.6 rebounds in 33 games while helping lead Baylor to an Elite Eight appearance in the NCAA Tournament...One of two Baylor players to earn AP All-American Honorable Mention, while also picking up All-Big 12 Second-Team honors by the media and Third-Team by the league coaches...A candidate for numerous Player of the Year honors: selected to the Naismith Trophy Midseason 30; Oscar Robertson Trophy Midseason Watch List; and John R. Wooden Award Midseason Top 25...Garnered USBWA All-District VII and NABC All-District 8 honors...Named to Big 12 All-Tournament Team after averaging 22.5 points and 9.6 rebounds in three games...Notched a career-high 31 points and 11 rebounds vs. Kansas State in the quarterfinals before following up with an 18 point and seven rebound performance during upset win of Kansas in semifinals...Posted nine double-doubles on the season...Recorded a then career-high 28 points on 11-of-16 shooting in win at BYU...Posted back-to-back 20/10 games at Oklahoma (21 points, 12 rebounds) and vs. Texas (22 points, 14 rebounds)...Concluded season with 14 points and five rebounds in a Sweet 16 win vs. Xavier and 17 points and eight rebounds in an Elite Eight loss to Kentucky...2010-11 (Freshman): Unanimous Big 12 All-Rookie selection after posting 13.9 points and 7.2 rebounds in 33.9 minutes...Earned freshman All-American honors from USBWA, Basketball Times and CollegelInsider.com...Named second-team All-Big 12 by league's coaches and All-Big 12 Honorable Mention by the media...Garnered NABC All-District 8 second team accolades...Finished regular season as Big 12 freshman leader in scoring and field goal percentage...Led team by shooting 54.9%, which ranked third in school history among freshmen...Scored in double figures in 26 of 30 games and 15 Big 12 contests...Had six 20-point games...Registered a season-high 27 points (9-16 FGs, 9-9 FTs) in win at No. 16 Texas A&M...Collected 25 points (10-13 FGs) vs. Oklahoma...Posted back-to-back 20-point games against Kansas and Oklahoma State, combining for 13-of-20 from the floor and 18-of-20 at the FT line...Made Big 12 debut with 20 points and a career-high five steals at Texas Tech.

**CAREER TRANSACTIONS:** Selected with the 28th overall pick in the first round in the 2012 NBA Draft...Assigned to the Tulsa 66ers of the NBA Development League on December 3, 2012...Recalled from Tulsa on December 7, 2012...Assigned to Tulsa on December 19, 2012...Recalled from Tulsa on December 23, 2012...Assigned to Tulsa on December 27, 2012...Recalled from Tulsa on December 31, 2012...Assigned to Tulsa on January 4, 2013...Recalled from Tulsa on January 13, 2013...Assigned to Tulsa on February 28, 2013...Recalled from Tulsa on March 4, 2013...Assigned to Tulsa on March 10, 2013...Recalled from Tulsa on March 13, 2013...Assigned to Tulsa on March 23, 2013...Recalled from Tulsa on March 24, 2013...Assigned to Tulsa on April 9, 2013...Recalled from Tulsa on April 15, 2013...Assigned to Tulsa on April 19, 2013...Recalled from Tulsa on April 20, 2013...Traded by the Oklahoma City Thunder to the Boston Celtics along with cash considerations and a 2019 second round draft pick via Detroit in exchange for a future conditional second round draft pick on July 14, 2015.

**PERSONAL:** : Full name is Perry James Jones III...Attended the same school (Duncanville HS) as former NBA players Greg Ostertag and Chris Owens.



**POSITION** Forward

**HEIGHT** 6-9

**WEIGHT** 245

**BIRTHDATE** 04/29/83

**BIRTHPLACE** St. Louis, MO

**HIGH SCHOOL** Chaminade College Prep  
(St. Louis, MO)

**COLLEGE** Florida

**YEARS** Starting 11th

**DRAFTED** New York Knicks,  
First Round, 30th overall pick,  
2005 NBA Draft

# DAVID LEE

# #42

## CAREER STATISTICS

### NBA REGULAR SEASON RECORD

YEAR TEAM	G-GS	MIN	FGM-FGA	PCT	FG3-FG3A	PCT	FT-FTA	PCT	OFF-DEF-TOT	AST	PF-DQ	STL	TO	BS	PTS	AVG
05-06 New York	67-14	1129	137-230	.596	0-0	---	71-123	.577	109-194-303	43	124-1	30	51	20	345	5.1
06-07 New York	58-12	1731	240-400	.600	0-0	---	141-173	.815	196-406-602	104	155-3	48	92	23	621	10.7
07-08 New York	81-29	2356	341-618	.552	0-2	.000	194-237	.819	242-482-724	95	210-1	55	97	29	876	10.8
08-09 New York	81-74	2824	522-951	.549	0-3	.000	249-330	.755	256-695-951	174	260-6	80	150	22	1293	16.0
09-10 New York	81-81	3018	686-1258	.545	0-8	.000	268-330	.812	228-721-949	295	257-0	85	189	40	1640	20.2
10-11 Golden St	73-73	2635	496-978	.507	1-3	.333	210-267	.787	217-497-714	233	211-2	74	170	31	1203	16.5
11-12 Golden St	57-57	2121	464-922	.503	0-5	.000	219-280	.782	171-374-545	162	179-6	54	149	22	1147	20.1
12-13 Golden St	79-79	2907	602-1160	.519	0-4	.000	255-320	.797	218-668-886	279	246-1	67	207	22	1459	18.5
13-14 Golden St	69-67	2288	513-981	.523	0-1	.000	231-296	.780	182-461-643	147	206-2	48	206	26	1257	18.2
14-15 Golden St	49-4	904	160-313	.511	0-2	.000	68-104	.654	81-176-257	85	83-0	31	49	26	388	7.9
<b>TOTALS</b>	<b>690-490</b>	<b>21910</b>	<b>4161-7811</b>	<b>.533</b>	<b>1-28</b>	<b>.036</b>	<b>1906-2460</b>	<b>.775</b>	<b>1900-4674-6574</b>	<b>1617</b>	<b>1931-22</b>	<b>572</b>	<b>1306</b>	<b>261</b>	<b>10229</b>	<b>14.7</b>

### NBA PLAYOFF RECORD

YEAR TEAM	G-GS	MIN	FGM-FGA	PCT	FG3-FG3A	PCT	FT-FTA	PCT	OFF-DEF-TOT	AST	PF-DQ	STL	TO	BS	PTS	AVG
12-13 Golden St	6-1	65	13-33	.394	0-0	---	4-6	.667	6-22-28	5	5-0	3	5	1	30	5.0
13-14 Golden St	7-7	217	41-77	.532	0-0	---	15-19	.789	24-40-64	18	28-1	4	17	0	97	13.9
14-15 Golden St	13-0	107	16-40	.400	0-0	---	8-15	.533	11-23-34	8	17-0	3	2	2	40	3.1
<b>TOTALS</b>	<b>26-8</b>	<b>389</b>	<b>70-150</b>	<b>.467</b>	<b>0-0</b>	<b>---</b>	<b>27-40</b>	<b>.675</b>	<b>41-85-126</b>	<b>31</b>	<b>50-1</b>	<b>10</b>	<b>24</b>	<b>3</b>	<b>167</b>	<b>6.4</b>

## CAREER HIGHS

### CAREER REGULAR SEASON SINGLE-GAME HIGHS

Minutes	52, 01/02/06, Phoenix at New York
Field Goals	16, 11/29/08, Golden State at New York
Field Goal Attempts	29, 11/29/08, Golden State at New York
Three-Point Field Goals	1, 03/25/11, Toronto at Golden State
Three-Point Attempts	2, 03/21/10, Houston at New York
Free Throws	12, 01/15/14, Denver at Golden State (Twice)
Free Throws Attempts	14, 12/13/10, Golden State at Utah
Offensive Rebounds	9, 11/03/10, Memphis at Golden State (Three Times)
Defensive Rebounds	17, 02/22/13, San Antonio at Golden State (Twice)
Rebounds	22, 02/22/13, San Antonio at Golden State
Assists	11, 12/21/12, Charlotte at Golden State
Steals	5, 03/13/09, New York at Minnesota (Three Times)
Turnovers	7, 03/30/12, New Jersey at Golden State (Four Times)
Blocks	4, 03/29/06, Boston at New York
Points	37, 04/02/10, New York at Golden State (Twice)

### CAREER POSTSEASON SINGLE-GAME HIGHS

Minutes	38, 05/03/14, Golden State at LA Clippers (Twice)
Field Goals	8, 04/29/14, Golden State at LA Clippers (Twice)
Field Goal Attempts	15, 04/24/14, LA Clippers at Golden State
Three-Point Field Goals	None
Three-Point Attempts	None
Free Throws	5, 05/03/14, Golden State at LA Clippers
Free Throws Attempts	6, 06/11/15, Golden State at Cleveland (Three Times)
Offensive Rebounds	8, 04/24/14, LA Clippers at Golden State
Defensive Rebounds	12, 04/20/13, Golden State at Denver
Rebounds	14, 04/20/13, Golden State at Denver
Assists	4, 04/29/14, Golden State at LA Clippers (Twice)
Steals	2, 04/27/14, LA Clippers at Golden State
Turnovers	6, 04/19/14, Golden State at LA Clippers
Blocks	1, 05/15/15, Golden State at Memphis (Three Times)
Points	20, 04/19/14, Golden State at LA Clippers

**2014-15 SEASON:** Appeared in 49 games (four starts), averaging 7.9 points, 5.2 rebounds and 1.7 assists in 18.5 minutes...In four starts, averaged 12.3 points and 5.3 rebounds in 25.7 minutes...Scored in double figures 16 times...Made his first start of the season on Mar. 13 at Denver, posting 13 points, four rebounds and three assists in 31 minutes...Posted his lone double-double of the season with 10 points and 10 rebounds at New York on Feb. 7, hitting a season-high six free throws...Passed Troy Murphy (2,099) for sixth place on the Warriors' all-time defensive rebounds list (statistic first officially recorded in 1973-74)...Scored a season-high 24 points, converting on a season-high 10 field goals to go along with nine rebounds and six assists vs. Chicago on Jan. 27, becoming the first Warriors reserve to tally at least 24 points/nine rebounds/six assists since Baron Davis on Nov. 29, 2006...Scored his 10,000th career point vs. Houston on Jan. 21...On Dec. 22 vs. Sacramento, appeared in his first game since missing 21-straight contests (24 total) with a strained left hamstring and posted six points and seven rebounds in 16 minutes of play...Made his first appearance of the 2014-15 campaign on Nov. 5 vs. the L.A. Clippers after sitting out the first three games due to a strained left hamstring...DNP-CD eight times...Inactive 24 times with a strained left hamstring and once with a lower back strain. **PLAYOFFS:** Appeared in 13 games for the Warriors en route to winning the NBA Finals...Averaged 3.1 points and 2.6 rebounds in 8.2 minutes per game.

**PROFESSIONAL CAREER: 2013-14:** Appeared in 69 games (67 starts), averaging 18.2 points, 9.3 rebounds and 2.1 assists in 33.2 minutes...Tallied his 20th 20-point/10-rebound game of the season vs. Orlando on Mar. 18, his second-straight year totaling 20-plus such games after notching a career-high 31 in 2012-13...Became the first Warrior to post at least 20 20-point/10-rebound games in back-to-back years since Robert Parish from the 1978-79 to 1979-80 seasons...Averaged at least 16 points and nine rebounds for a fourth-straight season with Golden State, just the fifth player in team annals to post four or more 16/9 seasons...Hit at least 50 percent from the field and 75 percent from the free throw line for a fourth-straight season, trailing only Chris Mullin (eight) for the most seasons reaching those percentages as a Warrior...Now has eight career seasons in which he has hit 50 percent from the field and 75 percent from the charity stripe, one of only 13 players in NBA history to hit those figures in eight-or-more seasons...Surpassed 1,000 points for the season, making him the first Warrior to reach 1,000 points in four-straight campaigns since Jason Richardson (2001-06)...Named Western Conference Player of the Week for the week of Dec. 30-Jan. 5, his fourth career weekly honor and third with the Warriors, making him the fourth player in franchise history to win the award three times as a Warrior (Chris Mullin, Tim Hardaway, Baron Davis)...Averaged 24.5 points and 10.5 rebounds while shooting 67.2 percent during the team's 4-0 week on the road...Had a career-long streak of 123-straight games scoring in double figures snapped on Feb. 5 vs. Charlotte, ending what was the third longest active double-digit scoring streak behind only LeBron James and Kevin Durant and the longest by a Warrior since Chris Mullin went 301-straight from 1989-93...Came off the bench at Chicago on Feb. 26 for the first time in a regular season game for the Warriors after sitting out the previous two games with a stomach flu...Grabbed a season-high 18 rebounds at Milwaukee on Jan. 7...Totaled a season-high-tying 32 points to go with 14 rebounds at Miami on Jan. 2, while shooting 13-of-17 from the field (.765), becoming the first Warrior to post 32/14 while hitting 75 percent or better from the field since Rony Seikaly did so in 1994...Finished with a season-high-tying 32 points to go with 13 rebounds vs. San Antonio on Dec. 19, his first of two 30/10 games on the season...Registered 34 double-doubles, including 21 20-point/10-rebound performances...Scored at least 20 points 32 times, including 30 points twice...Missed three games (1/31, 2/6-8) with a left shoulder sprain/left hip strain (inactive twice)...Missed two games (Feb. 22 through 24) with a stomach flu...Missed five games (Mar. 28 through Apr. 4) with a strained right hamstring and two with nerve inflammation, right leg...Missed one game (Apr. 16) due to rest. **PLAYOFFS:** Appeared in seven playoff games (all starts), averaging 13.9 points, 9.1 rebounds and 2.6 assists while hitting 53.2 percent from the field in 31.0 minutes...Scored a playoff career-high 20 points in Game 1 at the Clippers on Apr. 19, adding 13 rebounds for his first career postseason 20/10 game...Recorded three postseason double-doubles. **2012-13:** Appeared in 79 games (all starts), averaging 18.5 points (15th in the NBA), 11.2 rebounds (T-4th) and 3.5 assists in 36.8 minutes...Earned Third Team All-NBA honors, the first Warrior to earn All-NBA recognition since Latrell Sprewell was First Team in 1993-94...Was the only player in the NBA to average 18 points, 11 rebounds and three assists, becoming the fifth Warrior to ever put up those numbers in a single season (Nate Thurmond, Wilt Chamberlain, Jerry Lucas and Neil Johnston)...Led the league with 56 double-doubles, becoming the first Warrior to lead the NBA in the category since Wilt Chamberlain in 1963-64...Also led the league in 20-point/10-rebound games with 31, the most by a Warrior since Nate Thurmond had 41 in 1971-72...Became the Warriors' first All-Star since Latrell Sprewell in 1997...Tallied six points and two rebounds in 13 minutes at the All-Star Game...Shot above 50 percent from the field for the eighth consecutive season (.519)...Earned Western Conference Player of the Week twice, for the week of Dec. 10-16 and again for the week of Jan. 28-Feb. 3, becoming the first Warrior since Baron Davis in 2005 to win the award twice in one season...Enjoyed a 12-game streak from Dec. 3-22 with at least 20 points and eight rebounds while shooting at least .500 from the field, becoming just the fourth player in NBA history with such a streak (Wilt Chamberlain, Kareem Abdul-Jabbar, Shaquille O'Neal)...Recorded the third triple-double of his career (second with the Warriors) vs. Charlotte on Dec. 21 with 23 points, 11 rebounds and a career-high 11 assists, becoming the 10th player in franchise history with multiple triple-doubles in a Warriors uniform...Tallied 25 points and a career-high 22 rebounds (career-high tying 17 defensive rebounds) vs. the Spurs on Feb. 22, his fifth career 20-point/20-rebound game (second with the Warriors), becoming the first Warrior to reach those figures in a game since Donyell Marshall posted 25 and 22 vs. the Nets on Nov. 26, 1997...Scored 20-plus 40 times and 30-plus twice, including a season-high 31 points vs. Denver on Nov. 29...Had a career-best streak of seven-straight 20-point/10-rebound games during a seven-game road trip (Dec. 5-15)...Scored in double figures in each of his final 76 games of the regular-season, a career-best streak. **PLAYOFFS:** Appeared in six playoff games (one start), averaging 5.0 points and 4.7 rebounds in 10.8 minutes per contest. In his playoff debut in Game 1 of First Round at Denver on Apr. 20, tallied 10 points and 14 rebounds in 29 minutes before suffering a torn right hip flexor, which was expected to sideline him for the remainder of the postseason...Returned to see limited action in Game 6 of First Round series-clinching victory over Denver on May 2 and also appeared in four games (35 total minutes) during Western Conference Semifinals against San Antonio...Missed six postseason games overall due to a torn right hip flexor. **2011-12:** Appeared in 57 games (all starts), averaging 20.1 points (12th in the NBA), 9.6 rebounds (T-12th) and 2.8 assists in 37.2 minutes (9th)...Shot above 50 percent

*continued on next page...*

## DAVID LEE *continued from previous page.*

from the field for the seventh consecutive season (503), which tied him for 17th in the league...Was one of only four players to average 20-plus points and nine-plus rebounds, joining Blake Griffin, Dwight Howard and Kevin Love...Became the first Warrior to average 20-plus points and nine-plus rebounds since Nate Thurmond in 1971-72...Is one of six Warriors ever to average 20-plus points in a season on 50 percent shooting or better (Monta Ellis, Chris Mullin, Joe Barry Carroll, Bernard King, Wilt Chamberlain) and one of only five players in the NBA to do so in 2011-12 (LeBron James, Dwight Howard, Blake Griffin, LaMarcus Aldridge)...Recorded his second career triple-double with 25 points, 11 rebounds and a career-high-tying 10 assists vs. Oklahoma City on Feb. 7, becoming the first Warriors power forward to notch a triple-double since Chris Webber did so on Dec. 23, 1993 vs. the Clippers...Scored a season-high 31 points at Minnesota on Apr. 4...Grabbed a season-best 16 rebounds twice: Mar. 25 at Portland and Jan. 14 at Charlotte...Scored in double figures in all 57 games to extend double-digit streak to a career-long 72-straight contests (only Kobe Bryant, Kevin Durant and LeBron James had longer active streaks at end of 2011-12 season)...Scored 20-plus points 33 times and 30-plus twice...Scored 20-plus points in a career-high tying seven consecutive games from Mar. 28-Apr. 6...Recorded 27 double-doubles (13th most in NBA) and 17 20-point/10-rebound games (6th)...Missed one game due to illness (Jan. 2) and missed the final eight games with a strained groin/stress reaction and eventual surgery (performed on Apr. 26) to repair torn abdominal and abductor muscles...**2010-11:** Appeared in 73 games (all starts), averaging 16.5 points, 9.8 rebounds, 3.2 assists and 1.01 steals in 36.1 minutes per contest...Among NBA leaders, ranked seventh in rebounds, 24th in field goal percentage (.507), 25th in minutes and 37th in scoring...Was one of seven players in the NBA to average at least 16.0 points and 9.0 rebounds, joining Kevin Love, Dwight Howard, Zach Randolph, Blake Griffin, Pau Gasol and Al Jefferson...Shot over 50 percent from the field for the sixth consecutive season...Posted three-straight games with at least 20 points and 14 rebounds from Apr. 5-10, becoming first Warriors player to do so in three-straight games since Nate Thurmond turned the trick from Feb. 17-23 during the 1972-73 season...15 games of at least 20 points & 10 rebounds with two 30/10 games and one 20/20 effort...Season-high 33 points and 12 rebounds vs. Washington on Mar. 27...Posted 31 points and 12 rebounds vs. San Antonio on Jan. 22...Totaled 29 points and season-high 20 rebounds at Portland on Apr. 5...Notched 20-or-more points 21 times, including two 30-plus performances...10-or-more rebounds 38 times, including one 20-rebound performance...37 double-doubles (all point/rebound), which ranked seventh in the NBA...Missed eight straight games from Nov. 11-26 due to a left elbow injury that was suffered in a game at New York on Nov. 10 when elbow was punctured by tooth of Knicks' Wilson Chandler...Missed one game due to bruised lower back...Team posted a 1-8 record in nine games he missed due to injury...**2009-10:** Appeared in 81 games (all starts), averaging 20.2 points, 11.7 rebounds, 3.6 assists and 1.05 steals in 37.3 minutes, while shooting 54.5 percent from the field and 81.2 percent from the free throw line...Posted career-high averages in points, assists and blocks, as well as career-high-tying averages in rebounds and steals...Was one of only three players in the NBA to average at least 20 points and 10 rebounds (Zach Randolph and Chris Bosh)...Ranked 4th in the NBA in rebounding (11.7) and 4th in double-doubles (53)...Ranked ninth in field goal percentage (.545) and was one of only four players in the NBA to average 20-plus points while shooting 50 percent-or-better from the field (Amar'e Stoudemire, LeBron James and Chris Bosh were others)...Recorded first career triple-double with a career-high 37 points, 20 rebounds and 10 assists at Golden State on Apr. 2...Became first player to register at least 30 points, 20 rebounds and 10 assists in a game since Kareem Abdul-Jabbar in March of 1976...Scored 20-plus points 46 times, including five games with 30-plus...Grabbed 10-plus rebounds 54 times, 15-plus boards 23 times and 20-plus rebounds three times...Recorded 20 points and 10 rebounds in the same game 32 times...Registered four points, two rebounds and one assist in 12 minutes in the 2010 NBA All-Star Game at Cowboys Stadium in Dallas...Was first Knicks player selected to All-Star team since Allan Houston and Latrell Sprewell in 2000-01...**2008-09:** Appeared in 81 games (74 starts), averaging 16.0 points, 11.7 rebounds, 2.1 assists and 1.00 steals in 34.9 minutes, while shooting 54.9 percent from the field...Led the NBA in double-doubles with 65, becoming the first Knick to lead NBA in double-doubles since Patrick Ewing in 1996-97...Registered 24 consecutive double-doubles from January 14-March 4 (second longest streak in Knicks history)...Named Eastern Conference Player of the Week for week ending on February 1...His 11.7 rebounds per game were most by a Knick since Charles Oakley in 1993-94 (11.8)...Scored 20-plus points 15 times and 30-plus points twice...Recorded 20 points and 10 rebounds in same game 14 times...Grabbed 20-plus boards twice, including one 20/20 game (37 points and 21 rebounds on Nov. 29 vs. Golden State)...Missed one game with right knee tendinitis...**2007-08:** Appeared in 81 games (29 starts), averaging 10.8 points, 8.9 rebounds and 1.2 assists in 29.1 minutes, while shooting 55.2 percent...In 29 starts, averaged 13.0 points and 10.3 rebounds in 33.8 minutes...Shot a career-high 81.9 percent from the free throw line...Scored 20-plus points three times...Recorded 23 double-doubles and three 20-point/10-rebound games...Missed one game with back spasms...**2006-07:** Appeared in 58 games (12 starts), averaging 10.7 points, 10.4 rebounds and 1.8 assists in 29.8 minutes, while shooting a career-high 60.0 percent...Finished fourth in voting for NBA Sixth Man of the Year...Shot 60.0 percent from the field to establish a new all-time Knicks field goal percentage mark (previously held by Bernard King in 1983-84)...Named MVP of T-Mobile Rookie Challenge during 2007 All-Star Weekend in Vegas, posting game-highs of 30 points and 11 rebounds for the Sophomore squad...Registered 29 double-doubles...Recorded 10-plus rebounds 33 times, with eight games of 15-plus boards...Missed 24 games due to injury (23 with right leg injury and one with flu-like symptoms)...**2005-06:** Appeared in 67 games (14 starts), averaging 5.1 points and 4.5 rebounds in 16.9 minutes, while shooting 59.6 percent from the field...Scored 10-plus points 11 times, including one 20-plus effort...Grabbed 10-plus rebounds 10 times and recorded four double-doubles...Listed as inactive 10 times and registered five DNP-CDs.

**COLLEGE CAREER:** Played four seasons at Florida, averaging 11.3 points, 6.8 rebounds and 2.0 assists and 25.0 minutes, while shooting 58.0 percent, in 127 games...Finished collegiate career in school's top-15 in career scoring (11.3), eighth in double-doubles (22), fifth in career field goal percentage (.581) and sixth in blocked shots (109)...Led Gators in field goal percentage in each of his four seasons and led team in rebounds in his last three years...Earned All-SEC honors as both a junior and senior...As a senior (2004-05), appeared in 32 games and averaged career-high 13.6 points, career-high 9.0 rebounds, 2.2 assists and 1.1 steals while shooting 52.5 percent from the field in 28.0 minutes...Named All-SEC Second Team, earned SEC All-Tournament honors and led the Gators to their first conference title...As a junior (2003-04), appeared in 31 games and averaged 13.3 points, 6.8 rebounds, a career-high 2.8 assists and 1.1 steals while shooting 58.8 percent from the field

in 27.5 minutes...Named to All-SEC Second Team...As a sophomore (2002-03), appeared in 33 games and averaged 11.2 points, 6.8 rebounds, 1.8 assists and shot a career-high 64.8 percent from the field in 26.2 minutes...As a freshman (2001-02), appeared in 31 games and averaged 7.0 points, 4.7 rebounds and 1.0 assist in 18.0 minutes...Named to All-SEC Freshman Team.

**CAREER TRANSACTIONS:** Selected in the first round with the 30th overall pick in the 2005 NBA Draft by the New York Knicks...Traded by the New York Knicks to the Golden State Warriors in exchange for Kelenna Azubuike, Anthony Randolph, Ronny Turiaf, a 2012 second round draft pick and a 2013 second round draft pick on July 9, 2010...Traded by the Golden State Warriors to the Boston Celtics in exchange for Gerald Wallace and Chris Babb on July 27, 2015.

**PERSONAL:** Since 2010 has served as one of the NBA's St. Jude Hoops for Hope ambassadors, donating substantial time and resources to help raise awareness and contributions for St. Jude Children's Research Hospital and its fight against childhood cancer...Toured St. Jude Children's Research Hospital in Memphis while the team was in town during the 2012-13 season...Saved Oakland's 2012 Thanksgiving Dinner by donating \$25,000 to continue the annual city-wide event, which was short on funds until Lee made the substantial donation to help provide a free meal and entertainment to more than 2,000 low-income families, seniors and homeless individuals...Was named co-winner of the 2010-11 Golden State Warriors Foundation Community Service Award, which is given annually to the Warriors player who best exemplifies the spirit of community service through their outstanding commitment of time, service and financial support to children and families...Earned undergraduate degree in sociology from Florida, where he was an SEC All-Academic selection...While in high school at Chaminade Prep in St. Louis, was selected to 2001 McDonald's All-American Game, winning the Slam Dunk contest...Second Team Sporting News All-American as a high school senior... High school classmate of former NHL player Yan Stastny, son of Hockey Hall of Famer Peter Stastny...Played for the same AAU squad as fellow St. Louis native and former Warrior Larry Hughes...Grandson of businessman-philanthropist E. Desmond "Des" Lee... Lists Jesus Christ, Michael Jordan and Dr. Martin Luther King as historical figures he'd most like to dine with...Appeared on Donald Trump's Celebrity Apprentice in spring '09...Appeared with his mother as part of NBA star-studded week on TV's Family Feud, taped in Sept. '07... Played tennis regularly until age 12...Grew from 6-foot-2 to 6-foot-9 between freshman and sophomore seasons in high school...Natural lefty is ambidextrous, result of breaking his left arm as high school sophomore...During the season resides in San Francisco...Is on Twitter @Dlee042.





**POSITION** Forward

**HEIGHT** 6-8

**WEIGHT** 235

**BIRTHDATE** 07/09/94

**BIRTHPLACE** Dallas, TX

**HIGH SCHOOL** Prime Prep Academy (Dallas, TX)

**COLLEGE** Louisiana State

**YEARS** Starting 1st

**DRAFTED** Boston Celtics, Second Round, 33rd Overall, 2015 NBA Draft

# JORDAN MICKEY #55

## COLLEGE STATISTICS

YEAR TEAM	G-GS	MIN	FGM-FGA	PCT	FG3-FG3A	PCT	FT-FTA	PCT	OFF-DEF-TOT	AST	PF-DQ	STL	TO	BS	PTS	AVG
13-14 LSU	34-34	1116	171-321	.533	0-5	.000	91-131	.695	77-190-267	36	74-0	21	78	106	433	12.7
14-15 LSU	31-31	1081	191-379	.504	1-9	.111	95-147	.646	99-209-308	40	81-1	29	101	113	478	15.4
<b>TOTALS</b>	<b>136-107</b>	<b>3569</b>	<b>515-1110</b>	<b>.464</b>	<b>33-114</b>	<b>.290</b>	<b>402-557</b>	<b>.722</b>	<b>225-628-853</b>	<b>240</b>	<b>390-12</b>	<b>118</b>	<b>284</b>	<b>118</b>	<b>1465</b>	<b>10.8</b>

**COLLEGE CAREER:** 2014-15 (Sophomore): Started all 31 games he played in...Named to Coaches All-SEC First Team...All-SEC First Team AP, All-SEC Defensive Team...All-District NABC Team, All-USBWA Team...Averaged 15.4 points, 9.9 rebounds (just two boards shy of a double-double average)...Averaged 34.9 minutes a game...Posted a 50.4 FG percentage (191-of-379), fourth in the SEC...Fifth in the league in scoring average, league leader in rebound average...Blocked 113 shots, averaged a nation's best 3.64 blocked shots per game...Second consecutive year to block 100 or more shots, only player other than Shaquille O'Neal at LSU to block more than 100 shots in a season...Blocked 113 shots, 219 for his career, second to O'Neal...25 double figure scoring games, 51 for his career...Best was 27 vs. Weber State in the Paradise Jam (Nov. 22), 25 at Mississippi State (Jan. 31), 25 at Vanderbilt (Jan. 25), 24 vs. Alabama (Feb. 7), 24 vs. Savannah State (Jan. 3) and 23 vs. Auburn (Feb. 6)...17 games with double-figure rebounds...16 double doubles, 25 for his career...Became 39th player in LSU history to surpass 500 career rebounds...Had at one point a string of 11 straight double figure scoring games in SEC play...For second straight year he had 10 games of five or more blocks, 20 in two years...seven three times in two years, this past season at UAB and vs. Texas A&M...Had 25 points-20 rebounds at Mississippi State (Jan. 31), the first 20-20 game since 2003 and Mickey is the seventh player to post 20-20 since the 1973-74 season...Mickey was the 11th player to have 20 rebounds in a game dating back to Bob Pettit in 1953...2013-14 (Freshman): Started all 34 games...Named to the Coaches All-SEC Second Team...All-SEC Freshman Team...All-SEC Defensive Team...Nine-double doubles, third in the SEC this past season...Averaged 12.7 points per game, 7.9 rebounds and 3.1 blocks per game...Scored in double figures in 26 of the 34 games...Led the league in block average and became just the second player in LSU men's basketball history to block 100 shots in a season, joining Shaquille O'Neal...Fourth best total (106) for a season at LSU...One of 11 players in SEC history to have blocked at least 100 shots in a season in the league...Finished the season seventh in career blocks at LSU...Made 171-of-321 shots this season, 53.3% for the season, second in the SEC...Nine games of five blocks or more in a game, topped by six vs. Northwestern State (Nov. 16), seven at Ole Miss (Jan. 15), six vs. Arkansas (Feb. 1)...Topped 20 points three times - 25 vs. ULM (Dec. 14), 22 vs. Arkansas (Feb. 1), 21 vs. Rhode Island (Jan. 4)...Had 13 rebounds on three occasions...11 games with double-figure rebounds...Made 11-of-12 free throws vs. Miss. State (Feb. 19), part of a series of games when he was 25-of-29 at the line...Finished the season 91-of-131 (69.5%)...One of three Freshman to start the opener against UMass (Nov. 12), first time since the national semifinal vs. UCLA in 2006 that three Freshman started a game...Named SEC Freshman of the Week on three occasions during the 2013-14 season...First LSU player to start his career with three consecutive double doubles since Storm Warren (2009-10)...Averaged 32.8 minutes a game.



**HIGH SCHOOL:** Consensus four-star recruit who played his senior season at Prime Prep Academy for Coach Ray Forsett after playing at Arlington Grace Prep...Averaged 16 points and 10 rebounds, with two blocks...Grace Prep won the state Texas championship during his junior season.

**CAREER TRANSACTIONS:** Selected in the second round with the 33rd overall pick in the 2015 NBA Draft by the Boston Celtics.

**PERSONAL:** : Nickname is "JMick"...Parents are James Wright and Torand Hunter...Majored in engineering...Likes to "go to movies" to relax...Favorite food is Mexican...Favorite NBA player is Kevin Durant of the Oklahoma City Thunder.





**POSITION** Forward

**HEIGHT** 7-0

**WEIGHT** 238

**BIRTHDATE** 04/19/91

**BIRTHPLACE** Toronto, Ontario, Canada

**HIGH SCHOOL** South Kamloops HS  
(Kamloops, BC)

**COLLEGE** Gonzaga

**YEARS** Starting 3rd

**DRAFTED** Dallas Mavericks, First Round,  
13th overall pick, 2013 NBA  
Draft

# KELLY OLYNYK

# #41

## CAREER STATISTICS

### NBA REGULAR SEASON RECORD

YEAR TEAM	G-GS	MIN	FGM-FGA	PCT	FG3-FG3A	PCT	FT-FTA	PCT	OFF-DEF-TOT	AST	PF-DQ	STL	TO	BS	PTS	AVG
13-14 Boston	70-9	1400	234-502	.466	40-114	.351	99-122	.811	140-225-365	109	227-4	35	106	27	607	8.7
14-15 Boston	64-13	1424	251-528	.475	61-175	.349	93-136	.684	92-211-303	109	213-1	64	98	39	636	10.3
<b>TOTALS</b>	<b>134-22</b>	<b>2824</b>	<b>485-1030</b>	<b>.471</b>	<b>101-289</b>	<b>.350</b>	<b>192-258</b>	<b>.744</b>	<b>232-436-668</b>	<b>218</b>	<b>440-5</b>	<b>99</b>	<b>204</b>	<b>66</b>	<b>1243</b>	<b>9.3</b>

### NBA PLAYOFF RECORD

YEAR TEAM	G-GS	MIN	FGM-FGA	PCT	FG3-FG3A	PCT	FT-FTA	PCT	OFF-DEF-TOT	AST	PF-DQ	STL	TO	BS	PTS	AVG
14-15 Boston	4-0	53	7-13	.538	3-6	.500	1-2	.500	2-3-5	2	12-0	2	4	2	18	4.5
<b>TOTALS</b>	<b>4-0</b>	<b>53</b>	<b>7-13</b>	<b>.538</b>	<b>3-6</b>	<b>.500</b>	<b>1-2</b>	<b>.500</b>	<b>2-3-5</b>	<b>2</b>	<b>12-0</b>	<b>2</b>	<b>4</b>	<b>2</b>	<b>18</b>	<b>4.5</b>

## CAREER HIGHS

### CAREER REGULAR SEASON SINGLE-GAME HIGHS

Minutes	41, 12/08/14, Boston at Washington
Field Goals	12, 12/15/14, Boston at Philadelphia
Field Goal Attempts	23, 04/12/14, Boston at Cleveland
Three-Point Field Goals	4, 04/15/15, Boston at Milwaukee
Three-Point Attempts	6, 03/18/15, Boston at Oklahoma City (Three Times)
Free Throws	6, 03/06/15, Boston at New Orleans (Three Times)
Free Throws Attempts	8, 03/18/15, Boston at Oklahoma City
Offensive Rebounds	7, 12/08/14, Boston at Washington
Defensive Rebounds	12, 04/12/14, Boston at Cleveland
Rebounds	13, 11/05/14, Toronto at Boston
Assists	7, 12/02/14, Boston at Atlanta (Twice)
Steals	4, 12/08/14, Boston at Washington
Turnovers	6, 03/07/14, Brooklyn at Boston
Blocks	3, 12/03/14, Detroit at Boston
Points	30, 12/15/14, Boston at Philadelphia

### CAREER POSTSEASON SINGLE-GAME HIGHS

Minutes	21, 04/21/15, Boston at Cleveland
Field Goals	5, 04/19/15, Boston at Cleveland
Field Goal Attempts	7, 04/19/15, Boston at Cleveland
Three-Point Field Goals	2, 04/19/15, Boston at Cleveland
Three-Point Attempts	3, 04/21/15, Boston at Cleveland (Twice)
Free Throws	1, 04/26/15, Cleveland at Boston
Free Throws Attempts	2, 04/26/15, Cleveland at Boston
Offensive Rebounds	1, 04/26/15, Cleveland at Boston (Twice)
Defensive Rebounds	2, 04/21/15, Boston at Cleveland
Rebounds	2, 04/21/15, Boston at Cleveland (Twice)
Assists	1, 04/23/15, Cleveland at Boston (Twice)
Steals	1, 04/21/15, Boston at Cleveland (Twice)
Turnovers	2, 04/21/15, Boston at Cleveland
Blocks	2, 04/19/15, Boston at Cleveland
Points	12, 04/19/15, Boston at Cleveland

**2014-15 SEASON:** Appeared in 64 games averaging 10.3 points, 4.7 rebounds, 1.7 assists and 1.0 steal in 22.2 minutes per game...Shot 47.5 percent from the floor, 34.9 percent from beyond the arc and 68.4 percent from the free-throw line... Tied his career-high with three steals against Houston on Nov. 1...Pulled down a career-high 13 boards to go along with 18 points for his first double-double of the season against Toronto on Nov. 5...Tied his career-high of seven assists at Atlanta on Dec. 2 while also tying his career-high in steals with three...Set a new career-high with three blocks to go along with 20 points, seven rebounds, three assists and two steals against Detroit on Dec. 3...Scored 19 points, grabbed 11 rebounds, swiped a career-high four steals and had three assists in a career-high 41 minutes at Washington on Dec. 8...Netted a career-high 30 points to go along with nine rebounds, three steals and two blocks against Philadelphia on Dec. 15...Scored his 1,000th career point against Atlanta on Jan. 14...Selected to the World Team for the Rising Stars Challenge at All-Star weekend but was unable to play due to injury...Returned to the court after missing 18 games with a right ankle sprain and recorded one rebound and one assist in just over seven minutes of action against Utah on Mar. 4...Recorded 19 points in 22 minutes against Indiana on Apr. 1 despite playing with a left eyelid laceration that severely limited his vision...Set a new career-high with four three's en route to 16 points against Milwaukee on Apr. 15...Recorded 10 or more points in 35 games, 20 or more in six games and 30 plus points once...Recorded three double-doubles...Led or tied for the lead in points in seven games, rebounds eight times, assists once, steals 12 times, blocks 23 times and minutes once...Missed a total of 18 games from 1/23-3/3/15 due to a right ankle sprain... **PLAYOFFS:** Appeared in four games for the Celtics during the playoffs and averaged 4.5 points and 1.3 rebounds in 13.3 minutes per game while shooting 53.8 percent from the field and 50.0 percent from the free throw line.

**PROFESSIONAL CAREER: 2013-14:** Averaged 8.7 points, 5.2 rebounds and 1.6 assists in 20.0 minutes per game... Named to the NBA's All-Rookie Second Team...First Celtic to be named to the All-Rookie squads since Rajon Rondo (2006-07 season)... Made his NBA debut in his birthplace of Toronto against the Raptors on Oct. 30 and recorded four points in 16:18 coming off the bench...Got his first start against Miami on Nov. 9 and recorded seven points, eight rebounds and four assists...Recorded 16 points, seven rebounds, five assists, a block and a steal against Orlando on Nov. 11...Recorded a season-high 11 rebounds against Charlotte on Nov. 13...Set a new season-high of 21 points to go along with a season-high-tying five assists and a season-high three three-pointers against Atlanta on Dec. 31...Recorded new career-highs of 25 points and seven assists against the LA Lakers on Jan. 17...Recorded his first career double-double with 14 points and a career-high-tying 11 rebounds against Milwaukee on Feb. 10...Recorded his second double-double with 15 points and 10 rebounds against San Antonio on Feb. 12...Was named a starter of the BBVA Compass Rising Stars Challenge at All-Star weekend and recorded nine points, two assists, a rebound, an assist and three steals...Tied a season-high with 25 points to go along with a new season-high of 12 rebounds in a season-high 39 minutes against Cleveland on Apr. 12...Set a new season-high of 28 points against the Sixers on Apr. 14...Also recorded a new season-high of six free throws made in that contest...Ranked second among rookies in rebounds per game (5.2), sixth in points (8.6), 13th in assists (1.6), 10th in minutes (20.0), fourth in free throw percentage (81.1) and second in field goal percentage (46.6)...Recorded 10 or more points in 20 games, 20 or more point in six games...Recorded three double-doubles...Led the Celtics in scoring in nine times, rebounds 12 times, assists twice, steals five times and blocks eight times...Missed a total of 12 games due to injury: 10 games due to a right ankle sprain (11/23-12/11/13) and two games due to a sprained left big toe (2/26-3/14/14).

**COLLEGE CAREER:** 2012-13 (Junior): Averaged 17.8 points, 7.3 rebounds, 1.7 assists and 1.1 blocks while shooting 62.9% from the floor.....Consensus first team All-American...WCC Player of the Year and First Team All-WCC...Was a First Team Academic All-American...2011-12 (Redshirt): Redshirted...2010-11 (Sophomore): Played for Canada in 2010 FIBA World Championships in Turkey in September...averaged 8.2 ppg, 2.8 rpg...after getting just one appearance off the bench in first two games, played 19 minutes and scored 13 points against France...played tournament-high 22 minutes against both New Zealand and Spain, scoring six points against NZ and 14 against Spain, going 7-for-9 from free throw line against Spain...went 8-for-13 from the field over the final three games... grabbed four rebounds in each of last two games...Canada was winless in five games...2009-10 (Freshman): Came off the bench in all 34 games, averaging 12.3 minutes per game...three double-digit games - 10 at home against Washington State and Eastern Washington, and season-high 13 in West Coast Conference opener at Portland...went 4-for-6 from field and 4-for-5 from free throw line against Portland...grabbed seven rebounds four times - at Washington State, at Portland and home against Saint Mary's and Santa Clara.

**CAREER TRANSACTIONS:** Selected in the first round with the 13th overall pick in the 2013 NBA Draft by the Dallas Mavericks...Draft rights acquired by the Boston Celtics from Dallas in exchange for the draft rights to Lucas Nogueira and two future second round picks on June 28, 2013.

**PERSONAL:** : Full name is Kelly Tyler Olynyk...Played quarterback in high school, suffering a broken arm near his shoulder joint in a 2007 playoff game...Graduated from Gonzaga with a 3.53 GPA in accounting.



**POSITION** Guard

**HEIGHT** 6-1

**WEIGHT** 190

**BIRTHDATE** 03/17/94

**BIRTHPLACE** Youngstown, OH

**HIGH SCHOOL** Hargrave Military Academy  
(Chatham, VA)

**COLLEGE** Louisville

**YEARS** Starting 1st

**DRAFTED** Boston Celtics, First Round,  
16th overall pick, 2015 NBA  
Draft

# TERRY ROZIER

# #12

## COLLEGIATE STATISTICS

YEAR TEAM	G-GS	MIN	FGM-FGA	PCT	FG3-FG3A	PCT	FT-FTA	PCT	OFF-DEF-TOT	AST	PF-DQ	STL	TO	BS	PTS	AVG
13-14 Louisville	37-10	699	93-232	.401	36-97	.371	37-52	.712	28-86-114	67	54-0	38	22	2	259	7.0
14-15 Louisville	36-35	1260	214-521	.411	48-157	.306	139-176	.790	43-157-200	108	62-2	72	79	6	615	17.1
<b>TOTALS</b>	<b>73-45</b>	<b>1959</b>	<b>307-753</b>	<b>.408</b>	<b>84-254</b>	<b>.331</b>	<b>176-228</b>	<b>.772</b>	<b>71-243-314</b>	<b>175</b>	<b>116-2</b>	<b>110</b>	<b>101</b>	<b>8</b>	<b>874</b>	<b>11.8</b>

**COLLEGE CAREER:** 2014-15 (Sophomore): Led the Cardinals and ranked fourth in the ACC in scoring (17.1 ppg, 77th in the nation) and led the ACC in steals (2.0 per game)...Honored on the All-ACC second team selected by ACSMA and the league coaches... He was an NABC All-District selection...Made the second-highest scoring improvement in the ACC since last season, rising from his 7.0 average as a freshman to his final 17.1 average...He and Notre Dame's Jerian Grant were the only two players to rank among the top 10 in the ACC in scoring, steals and free throw percentage...Named to the 2015 All-ACC Academic Men's Basketball Team, one of a league-high seven Cardinals selected for the honor...Scored in double figures in 33 games this season (42 career) and grabbed five or more rebounds in 23 games...Averaged 16.8 points, 7.5 rebounds and 4.8 assists in the Cardinals' four NCAA Tournament games, and averaged 17.4 points, 6.6 rebounds and 4.2 assists in Louisville's five post-season games...Averaged 20.1 points in the Cards' 17 road or neutral site games, including 20 points in Louisville's nine conference road games...Among the top rebounding guards in the ACC, averaging 5.6 boards (23rd in ACC)...Produced his first three collegiate career double-doubles with 22 points, 10 rebounds and two steals against North Carolina on Jan. 31; 22 points, 10 rebounds and three assists against Pitt on Feb. 11; 17 points and a career-high 14 rebounds vs. NC State on March 27...Named to the Wooden Award late season top 20 and Naismith Trophy Midseason 30 along with teammate Montrezl Harrell...2013-14 (Freshman): Named to the American Athletic Conference All-Rookie Team for averaging 8.8 points, 3.2 rebounds, and 1.5 steals in conference play...Had the highest 3-point percentage against league foes of any freshman... Scored in double digits on 10 occasions and shot 40.1 percent from the floor on the year...Played 42 minutes in the NCAA Tournament, turning the ball over once...Averaged 7.7 points and 2.7 assists in the AAC Tournament...Scored 14 points against Rutgers in Memphis... Poured in a season-best 19 points on 8-of-10 shooting - a season high for field goals made - while adding three assists vs. Temple... Averaged 8.8 points and 3.2 rebounds, while grabbing 27 steals in conference action...In conference-only games, he ranked seventh in 3-point percentage (.407)...Had at least one steal in 12 of last 13 games...10th in steals in league-only games (1.5/game)...Against Rutgers, had 16 points and a season-best four 3-pointers, while matching a season-high three steals...Netted seven of his 10 points against Cincinnati in the second half, hitting two three pointers...Had nine points, five assists, and a season-high three steals at USF... Totaled five points and seven rebounds vs. Connecticut in a season-high 33 minutes, while grabbing two steals...Averaged 7.5 points, 3.9 rebounds, and 2.3 assists in 10 starts...Scored nine points, had two steals, and dished out a season-best eight assists against

Houston in a starting role...The eight assists were the most for a Louisville freshman since Edgar Sosa also handed out eight vs. San Francisco on Dec. 28, 2006...Registered a season-high 14 points and had two steals against Rutgers...Connected on 7-of-7 free throws, also a season high...Grabbed a season-high 10 rebounds, all on the defensive end, against Western Kentucky...Had four points and one steal after earning the start...Totaled 11 points - going 5-of-6 from the field - and six assists against Louisiana-Lafayette...Made first career start vs. Southern Miss., tallying nine points and three assists...Scored 18 points and totaled nine rebounds and four assists in 26 minutes against Kentucky Wesleyan, Louisville's first exhibition.

**HIGH SCHOOL:** Averaged 29.3 points, 7.8 rebounds and 5.6 assists for Hargrave Military Academy, where he played his final prep year in the same backcourt with fellow UofL teammate Anton Gill...Hargrave went 38-8 during the 2012-13 season...Top scoring effort was a school-record 69 points in a double overtime victory on Jan. 26...Scored 50 points against Louisburg College while adding 10 rebounds, four assists and four steals in the game...Averaged 25.6 points, 6.5 rebounds, 4.5 assists and 4.7 steals as a senior in leading Shaker Heights to a 21-3 record, the Erie League Championship and a berth in the regionals for the first time since 2002...An All-Lake Erie League selection for three years, Rozier was rated 74th overall in the 2012 ESPN Top 100 players, No. 80 by Rivals in the class of 2012, and 68th by Scout.com...In his senior year, scored a season-high 40 points vs. John Jay and totaled 37 points, seven rebounds and four steals as Shaker Heights beat Garfield Heights in the district title game...Averaged 18.2 points, 4.5 rebounds and 3.2 assists as a junior as Shaker Heights won nine of its last 13 games en route to a 14-8 record...Had 10 points and three steals for his USA Midwest team in a 99-93 victory over Canada in the championship game of the 2011 Nike Global Challenge, which featured the top high school and under 19 players from top international teams...MVP of the White team in the 2012 Kentucky Derby Festival Basketball Classic All-Star game after totaling 16 points, 12 rebounds and four assists. He also finished second in the dunk and three-point contests.

**CAREER TRANSACTIONS:** Selected in the first round with the 16th overall pick in the 2015 NBA Draft by the Boston Celtics

**PERSONAL:** Son of Eugenia Tucker and Terry Rozier, Sr...Middle of three children (J'maine, Tre'dasia)...Majored in sport administration with a minor in communication.



**POSITION** Guard

**HEIGHT** 6-4

**WEIGHT** 220

**BIRTHDATE** 03/06/94

**BIRTHPLACE** Flower Mound, TX

**HIGH SCHOOL** Marcus HS (Flower Mound, TX)

**COLLEGE** Oklahoma State

**YEARS** Starting 2nd

**DRAFTED** Boston Celtics, First Round, 6th overall pick, 2014 NBA Draft

# MARCUS SMART #36

## CAREER STATISTICS

### NBA REGULAR SEASON RECORD

YEAR TEAM	G-GS	MIN	FGM-FGA	PCT	FG3-FG3A	PCT	FT-FTA	PCT	OFF-DEF-TOT	AST	PF-DQ	STL	TO	BS	PTS	AVG
14-15 Boston	67-38	1808	175-477	.367	91-272	.335	82-127	.646	61-161-222	208	176-2	99	90	18	523	7.8
<b>TOTALS</b>	<b>67-38</b>	<b>1808</b>	<b>175-477</b>	<b>.367</b>	<b>91-272</b>	<b>.335</b>	<b>82-127</b>	<b>.646</b>	<b>61-161-222</b>	<b>208</b>	<b>176-2</b>	<b>99</b>	<b>90</b>	<b>18</b>	<b>523</b>	<b>7.8</b>

### NBA POSTSEASON RECORD

YEAR TEAM	G-GS	MIN	FGM-FGA	PCT	FG3-FG3A	PCT	FT-FTA	PCT	OFF-DEF-TOT	AST	PF-DQ	STL	TO	BS	PTS	AVG
14-15 Boston	4-3	90	14-29	.483	3-13	.231	8-15	.533	5-6-11	5	12-0	1	4	1	39	9.8
<b>TOTALS</b>	<b>4-3</b>	<b>90</b>	<b>14-29</b>	<b>.483</b>	<b>3-13</b>	<b>.231</b>	<b>8-15</b>	<b>.533</b>	<b>5-6-11</b>	<b>5</b>	<b>12-0</b>	<b>1</b>	<b>4</b>	<b>1</b>	<b>39</b>	<b>9.8</b>

### NBA DEVELOPMENT LEAGUE REGULAR SEASON RECORD

YEAR TEAM	G-GS	MIN	FGM-FGA	PCT	FG3-FG3A	PCT	FT-FTA	PCT	OFF-DEF-TOT	AST	PF-DQ	STL	TO	BS	PTS	AVG
14-15 Maine	1-1	29	1-12	.083	0-8	.000	4-6	.667	0-5-5	7	2-0	4	4	1	6	6.0
<b>TOTALS</b>	<b>1-1</b>	<b>29</b>	<b>1-12</b>	<b>.083</b>	<b>0-8</b>	<b>.000</b>	<b>4-6</b>	<b>.667</b>	<b>0-5-5</b>	<b>7</b>	<b>2-0</b>	<b>4</b>	<b>4</b>	<b>1</b>	<b>6</b>	<b>6.0</b>

## CAREER HIGHS

### CAREER REGULAR SEASON SINGLE-GAME HIGHS

Minutes	41, 02/04/15, Denver at Boston
Field Goals	8, 03/18/15, Boston at Oklahoma City
Field Goal Attempts	16, 03/05/15, Boston at Orlando
Three-Point Field Goals	7, 03/18/15, Boston at Oklahoma City
Three-Point Attempts	12, 03/18/15, Boston at Oklahoma City
Free Throws	5, 02/22/15, Boston at LA Lakers (Three Times)
Free Throws Attempts	9, 02/20/15, Boston at Sacramento
Offensive Rebounds	4, 03/18/15, Boston at Oklahoma City (Twice)
Defensive Rebounds	7, 02/04/15, Denver at Boston
Rebounds	10, 02/04/15, Denver at Boston
Assists	9, 02/01/15, Miami at Boston
Steals	5, 03/08/15, Boston at Orlando (Twice)
Turnovers	4, 02/11/15, Atlanta at Boston (Three Times)
Blocks	2, 04/14/15, Toronto at Boston (Twice)
Points	25, 03/18/15, Boston at Oklahoma City

### CAREER POSTSEASON SINGLE-GAME HIGHS

Minutes	26, 04/21/15, Boston at Cleveland (Twice)
Field Goals	4, 04/26/15, Cleveland at Boston (Three Times)
Field Goal Attempts	9, 04/21/15, Boston at Cleveland
Three-Point Field Goals	1, 04/23/15, Cleveland at Boston (Three Times)
Three-Point Attempts	5, 04/21/15, Boston at Cleveland
Free Throws	3, 04/26/15, Cleveland at Boston (Twice)
Free Throws Attempts	5, 04/26/15, Cleveland at Boston
Offensive Rebounds	3, 04/26/15, Cleveland at Boston
Defensive Rebounds	3, 04/26/15, Cleveland at Boston
Rebounds	6, 04/26/15, Cleveland at Boston
Assists	2, 04/19/15, Boston at Cleveland
Steals	1, 04/19/15, Boston at Cleveland
Turnovers	2, 04/19/15, Boston at Cleveland
Blocks	1, 04/26/15, Cleveland at Boston
Points	11, 04/26/15, Cleveland at Boston

**2014-15 SEASON:** Appeared in 67 games during his rookie year and averaged 7.8 points, 3.3 rebounds, 3.1 assists and 1.48 steals in 27.0 minutes per game...Shot 36.7 percent from the field, 33.5 percent from three-point territory and 64.6 percent from the free throw line...Made his NBA debut against Brooklyn on opening night (Oct. 29) and recorded 10 points, two rebounds, two assists and a game-high four steals in just under 28 minutes of action...Returned to action against Detroit on Dec. 3 after missing 10 games with a left ankle sprain and recorded two assists in 4:38...Netted a season-high 23 points to go along with five assists, four rebounds and two steals in 35 minutes at Washington on Dec. 8...Made his first career start against Miami on Dec. 21 and recorded three points, four rebounds, four assists and one steal in 28:25...Tied his season-high with four steals and set a new high of six assists against Brooklyn on Dec. 26...Recorded a season-high of nine assists against Miami on Feb. 2...Set a new season-high of 10 rebounds to go along with eight assists and three steals against Denver on Feb. 4...Swiped a season-high five steals against Sacramento on Feb. 20...Recorded a new season-high of 25 points to go along with nine rebounds, five assists, two steals and a season-high two blocks against Oklahoma City on Mar. 18...Recorded a season-high seven three's against Oklahoma City on Mar. 18...Scored the game winning basket as the clock expired in overtime to beat the Raptors on Apr. 4...Started in 38 games and the team was 24-14 in those games...Recorded 10 or more points in 23 games, 20 or more points in two games and recorded 10 or more rebounds in two games...Led or tied for the team lead in two games, rebounds four times, assists 12 times, steals 22 times, blocks eight times and minutes 12 times...Missed a total of 12 games this season due to injury: 10 games due to a left ankle sprain (11/8-12/2/14) and two games due to a left Achilles strain (12/15-12/17/14)...Appeared in one game for the Maine Red Claws of the NBA Development League and recorded six points, five rebounds, seven assists and four steals in 29 minutes against Fort Wayne on December 4...**PLAYOFFS:** Appeared in all four games for the Celtics during the first round (three starts) and averaged 9.8 points, 2.8 rebounds and 1.3 assists in 22.5 minutes per game...Shot 48.3 percent from the field and 23.1 percent from three.

**COLLEGE CAREER:** 2013-14 (Sophomore): Averaged 12.8 points and 6.1 rebounds in 29.0 minutes per game...Named to All-Big 12 First Team and Big 12 All-Defensive Team...All-District VI by USBWA and Second Team All-District 8 by the NABC...Associated Press Preseason All-American...Named to midseason watch lists for the Wooden Award, Naismith Trophy, Robertson Trophy and Cousy Award...Became the 39th 1,000 point scorer in OSU history against Iowa State...Finished career ranked second in steals in OSU history...Named Big 12 Conference Player of the Week three times...Grabbed a career-high 14 rebounds against West Virginia...Named to the Old Spice Classic All-Tournament Team...Recorded a career-high 39 points against Memphis in which he also set career-highs for field goals made (11), three-pointers made (five) and free-throws made (12)...39 points was most ever recorded by a OSU sophomore and tied for seventh-most all-time...Recorded a school record nine steals against Utah Valley...2012-13 (Freshman): Named the Integrus Wayman Tisdale Award Winner, presented annually by the U.S. Basketball Writers Association to the nation's top freshman...Named a second-team All-American by the U.S. Basketball Writers Association...Named a first-team All-American and the national Freshman of the Year by Sporting News...A unanimous selection as both the Big 12 Player of the Year and Big 12 Freshman of the Year (Big 12 Coaches and Associated Press)...A unanimous selection to the All-Big 12 First Team...Named to the Big 12 All-Rookie Team and the Big 12 All-Defensive Team by the league coaches...One of five finalists for the Cousy Award, honoring the nation's top point guard; only freshman on the list...One of 14 finalists for the Robertson Trophy...One of 15 finalists for the John R. Wooden Award...Finished the season with 99 steals, tying former Cowboy and current UTSA head coach Brooks Thompson for the single-season record...Owns the Big 12 single-season steals record for a freshman with 99, surpassing the previous record of 89 held by Kansas' Mario Chalmers; fell three shy of the Big 12 single-season record of 102, set by Nebraska's Cookie Belcher in 1998-99...Is just the second Cowboy freshman in school history to average 15 or more points per game...Had 13 games of four or more steals in his first season, fourth on the OSU list for four-steal games in a career...Had 13 games of five or more assists this season...Had 28 double-figure scoring games and 10 20-point games...Named the Big 12 Player of the Week on Feb. 4, and was a four-time Big 12 Rookie of the Week (Nov. 19, Jan. 7, Feb. 11, Feb. 18)...Scored a career-high 28 points vs Oklahoma in Stillwater, one point shy of the school record by a freshman...Scored 25 points at No. 2 Kansas; also grabbed nine rebounds, including eight offensive...Scored game-high 21 points, including a half-court heave at the end of the first half and a layup with 3.1 seconds remaining to defeat Iowa State; also had seven assists vs the Cyclones...Nearly recorded a triple-double with 12 points, 10 rebounds and seven assists at Baylor...Scored 25 points at No. 25 Kansas State and 23 points against No. 10 Gonzaga...Tied for the team lead with 18 points at Virginia Tech; also had 11 rebounds, recording his first collegiate double-double; had six assists and no turnovers vs the Hokies...Dished out a career-high nine assists, including seven in the first half, against Portland State...Named the MVP of the Puerto Rico Tip-Off...Recorded his first-collegiate 20-point game against sixth-ranked N.C. State; added seven rebounds, seven assists, four steals and four blocked shots against the Wolfpack.

**CAREER TRANSACTIONS:** Selected in the first round with the sixth overall pick in the 2014 NBA Draft by the Boston Celtics...Assigned to the Maine Red Claws of the NBA Development League on December 4, 2014...Recalled from Maine on December 5, 2014.

**PERSONAL:** : Marcus is the son of Camellia Smart and Billy Frank Smart...He has three older brothers: Todd Westbrook (deceased), Jeff Westbrook and Michael Smart...Marcus played competitive football until the sixth grade and enjoys playing tennis in his spare time...Was a member of the 2014 USA Select Team that practiced against Team USA in preparation for the 2014 FIBA World Championships...Also was a member of the U19 Team USA that won the gold medal during the 2013 FIBA U19 World Championships in the Czech Republic...Wears number 36 because his siblings all wore #3 and #6 because of his draft position (sixth overall).



**POSITION** Forward

**HEIGHT** 6-9

**WEIGHT** 280

**BIRTHDATE** 03/04/92

**BIRTHPLACE** Columbus, OH

**HIGH SCHOOL** Northland HS (Columbus, OH)

**COLLEGE** Ohio State

**YEARS** Starting 4th

**DRAFTED** Boston Celtics, First Round,  
21st overall pick, 2012 NBA  
Draft

# JARED SULLINGER #7

## CAREER STATISTICS

### NBA REGULAR SEASON RECORD

YEAR TEAM	G-GS	MIN	FGM-FGA	PCT	FG3-FG3A	PCT	FT-FTA	PCT	OFF-DEF-TOT	AST	PF-DQ	STL	TO	BS	PTS	AVG
12-13 Boston	45-5	892	111-225	.493	1-5	.200	47-63	.746	92-172-264	35	154-8	22	29	22	270	6.0
13-14 Boston	74-44	2041	384-899	.427	56-208	.269	158-203	.778	241-360-601	118	251-3	35	119	49	982	13.3
14-15 Boston	58-49	1566	311-708	.439	52-184	.283	96-129	.744	147-294-441	134	153-0	44	78	42	770	13.3
<b>TOTALS</b>	<b>177-98</b>	<b>4499</b>	<b>806-1832</b>	<b>.440</b>	<b>109-397</b>	<b>.275</b>	<b>301-395</b>	<b>.762</b>	<b>480-826-1306</b>	<b>287</b>	<b>558-11</b>	<b>101</b>	<b>226</b>	<b>113</b>	<b>2022</b>	<b>11.4</b>

### NBA REGULAR SEASON RECORD

YEAR TEAM	G-GS	MIN	FGM-FGA	PCT	FG3-FG3A	PCT	FT-FTA	PCT	OFF-DEF-TOT	AST	PF-DQ	STL	TO	BS	PTS	AVG
14-15 Boston	4-0	80	21-38	.553	3-9	.333	4-7	.571	9-19-28	1	12-0	0	5	3	49	12.3
<b>TOTALS</b>	<b>4-0</b>	<b>80</b>	<b>21-38</b>	<b>.553</b>	<b>3-9</b>	<b>.333</b>	<b>4-7</b>	<b>.571</b>	<b>9-19-28</b>	<b>1</b>	<b>12-0</b>	<b>0</b>	<b>5</b>	<b>3</b>	<b>49</b>	<b>12.3</b>

## CAREER HIGHS

### CAREER REGULAR SEASON SINGLE-GAME HIGHS

Minutes	39, 02/02/14, Orlando at Boston (Twice)
Field Goals	14, 02/07/14, Sacramento at Boston
Field Goal Attempts	25, 01/29/14, Philadelphia at Boston
Three-Point Field Goals	4, 12/02/14, Boston at Atlanta (Five Times)
Three-Point Attempts	9, 11/28/14, Chicago at Boston (Twice)
Free Throws	10, 01/15/14, Toronto at Boston
Free Throw Attempts	14, 01/15/14, Toronto at Boston
Offensive Rebounds	9, 02/21/14, Boston at LA Lakers (Twice)
Defensive Rebounds	13, 11/20/13, Boston at San Antonio
Rebounds	20, 01/15/14, Toronto at Boston
Assists	7, 02/06/15, Philadelphia at Boston
Steals	3, 01/27/13, Miami at Boston
Turnovers	4, 04/10/15, Boston at Cleveland (Nine Times)
Blocks	4, 01/05/15, Charlotte at Boston (Three Times)
Points	31, 02/07/14, Sacramento at Boston

### CAREER POSTSEASON SINGLE-GAME HIGHS

Minutes	28, 04/26/15, Cleveland at Boston
Field Goals	9, 04/26/15, Cleveland at Boston
Field Goal Attempts	17, 04/26/15, Cleveland at Boston
Three-Point Field Goals	2, 04/21/15, Boston at Cleveland
Three-Point Attempts	4, 04/26/15, Cleveland at Boston
Free Throws	2, 04/26/15, Cleveland at Boston (Twice)
Free Throw Attempts	5, 04/26/15, Cleveland at Boston
Offensive Rebounds	4, 04/26/15, Cleveland at Boston
Defensive Rebounds	7, 04/26/15, Cleveland at Boston
Total Rebounds	11, 04/26/15, Cleveland at Boston
Assists	1, 04/21/15, Boston at Cleveland
Steals	None
Turnovers	2, 04/26/15, Cleveland at Boston
Blocks	1, 04/26/15, Cleveland at Boston (Three Times)
Points	21, 04/26/15, Cleveland at Boston



**2014-15 SEASON:** Appeared in 58 games averaging 13.3 points, 7.6 rebounds, 2.3 assists, 0.76 steals and 0.72 blocks in 27.0 minutes per game...Shot 43.9 percent from the field, 28.3 percent from three and 74.4 percent from the free throw line...Recorded his first double-double of the season with 19 points and 16 boards against Toronto on Nov. 5...Tied his career-high with five assists against Indiana on Nov. 7...Set a new career-high in assists with six against Oklahoma City on Nov. 12...Scored 22 points against Philadelphia on Nov. 19...Netted 23 points to go along with 10 rebounds that included a career-high-tying four threes against Chicago on Nov. 28...Recorded a double-double with 14 points and 10 boards against Minnesota on Dec. 18...Tied his career-high with four blocks against Charlotte on Jan. 5...Netted a new season-high of 27 points to go along with 10 boards against New Orleans on Jan. 12...Tied his career-high with six assists while also scoring 22 points and grabbing nine boards against New York on Feb. 3...Set a new career-high with seven assists to go along with 22 points and eight rebounds against Philadelphia on Feb. 6...Returned to the court against Milwaukee on Apr. 3 after missing 23 games due to a left metatarsal stress fracture...Recorded 10 or more points in 43 games and 20 or more points in 10 games...Recorded a team-high 12 double-doubles...Led or tied for the team lead in points in 13 games, rebounds 19 times, ssists once, steals nine times, blocks 18 times and minutes six times...**PLAYOFFS:** Appeared in four games for the Celtics in the first round series with Cleveland and averaged 12.3 points and 7.0 rebounds in 20.1 minutes per game...Shot 55.3 percent from the field and 33.3 percent from three...Recorded 21 points and 11 rebounds in Game 4 on Apr. 26.

**PROFESSIONAL CAREER: 2013-14:** Averaged 13.3 points, 8.3 rebounds and 1.6 assists in 27.6 minutes per game...Missed the first game of the season due to a team imposed one game suspension...Made his return to regular season action after missing the final 37 games of the 2012-13 season due to back surgery by recording 10 points and three rebounds in 10:23 against Milwaukee on Nov. 1...Matched his career-high with 16 points and seven field goals made at Memphis on Nov. 4...Set a new career-high of 26 points to go along with eight rebounds against Portland on Nov. 15...Pulled down a career-high 17 rebounds at San Antonio on Nov. 20...Set a new career-high with four three pointers against Cleveland on Nov. 29...Recorded 24 points, 11 rebounds and set new career-highs with five assists and nine free throws made against Minnesota on Dec. 16...Recorded nine offensive rebounds against New Orleans on Jan. 3...Tied a then career-high with three blocks against Brooklyn on Jan. 26...Recorded 19 points, 10 rebounds, a career-high-tying five assists and a career-high four blocks against the Sixers on Feb. 5 becoming the only other Celtic in the last 24 seasons to record those numbers in a game along with Antoine Walker (Nov. 5, 1997 20 pts, 13 rebs, five asts, four blks against Miami)...Recorded a new career-high of 31 points to go along with 16 rebounds against Sacramento on Feb. 7...Named the NBA's Eastern Conference Player of the Week for the week ending Feb. 9 where he averaged 20.3 points, 12.7 rebounds and 1.67 blocks over three games...Tied his career-high with four blocks against Milwaukee on Feb. 10...Was named a starter for the BBVA Compass Rising Star Challenge at All-Star weekend during which he recorded 13 points, two rebounds, four assists and two blocks...In his 44 starts for the team this season he averaged 13.9 points, 9.0 rebounds and 1.8 assists in 29.4 minutes per game...Led the Celtics in scoring 13 times, in rebounds a team-high 33 times, in assists once, in steals six times, in blocks 18 times and in minutes seven times...Recorded 10 or more points in 54 games, 20 or more points in 14 games and 30 or more points once...Recorded a team-high 22 double-doubles...Missed seven games due to injury this season; one game due to a bone bruise in his right knee (11/13/13), three games due to a mild concussion (2/22-2/26/14) and three games due to a mild left ankle sprain (4/12-4/16/14)...**2012-13:** Averaged 6.0 points, 5.9 rebounds and shot 49.3% from the field in 45 games...Had lumbar disc surgery on Feb. 1 and missed the remainder of the season...Made his NBA debut against Miami on 10/30 and recorded two points and one rebound in eight minutes of action off the bench...Recorded his first career start against Washington on Nov. 3 and recorded four points, seven rebounds, one steal and one assist in 30 minutes...Handed out a season-high four assists and knocked down his first career three-pointer against Chicago on Nov. 12...Recorded his first double-double with 12 points and 11 boards against Toronto on Nov. 17...Notched a season-high 16 points at Detroit on Nov. 18...Tied his season high with 16 points to go along with seven boards against Brooklyn on Dec. 25...Pulled down a career-high 16 rebounds to go along with 12 points and three assists for his second double-double against Phoenix on Jan. 9...Notched his second consecutive double-double against Houston with 14 points and 11 boards on Jan. 11...Swiped a season-high three steals against Miami on Jan. 27...**PLAYOFFS:** Missed the 2013 playoffs due to injury.

**COLLEGE CAREER: 2011-12 (Sophomore):** Averaged 17.5 points and 9.2 rebounds in 30.4 minutes per game, helping the Buckeyes reach the Final Four...A Consensus First Team All-American...Finalist for the John R. Wooden National Player of the Year Award...First Team All-Big Ten and NABC First Team All-District 7...NCAA Tournament East Region Most Outstanding Player and All-East Region Team...Top performances included a season-high 30 points (12-17 FGs), 12 rebounds and three blocks in a win over Purdue in the Big Ten Tournament...Had 28 points at Iowa, hitting a career-high-tying 13 field goals in 18 attempts, and adding eight boards and a personal-best four steals...Posted 27 points and 13 rebounds vs. North Florida...Collected 22 points and 18 rebounds (one off his career high), including personal-best 11 offensive, at Northwestern...Scored the game-winning bucket vs. the Wildcats on a layup with two seconds remaining...Tallied game-high 17 points and 16 rebounds (eight off.) vs. Michigan State...2010-11 (Freshman): Averaged 17.2 points and 10.2 rebounds...Earned multiple National Freshman of the Year honors (Sporting News, Wayman Tisdale Award)...Tabbed Big Ten Tournament Most Outstanding Player and Big Ten Freshman of the Year...Led the Big Ten in rebounds (377)...Second in boards per game in league games only (9.4)...Earned six-consecutive Big Ten Freshman of the Week awards (11 overall) and four conference Player of the Week awards...His 635 points were the second most ever by an OSU freshman...Established OSU frosh scoring record (40 vs. IUPUI)...Had 30 points and 19 rebounds vs. South Carolina...Went for 29 points and eight boards at Northwestern...Collected 27 points and 16 rebounds in win over No. 23 Illinois...Had 26 points and 10 rebounds in just his second college game, vs. Florida...Contributed a game-high 21 points and 16 rebounds in the NCAA East Regional Semifinal vs. Kentucky...Had 20 points, shooting 16-of-18 from the free throw line, and 18 boards vs. Northwestern...Accumulated 19 points and 15 rebounds vs. Michigan...With 19 points and 14 rebounds vs. NC A&T, became first Buckeye to have a double-double in their debut since Herb Williams in 1977.

**JARED SULLINGER** *continued from previous page.*

**CAREER TRANSACTIONS:** Selected in the first round with the 21st overall pick in the 2012 NBA Draft by the Boston Celtics.

**PERSONAL:** Played for his father, Satch, as a high school athlete at Northland High in Columbus, Ohio...Brother, J.J., plays professionally and spent three seasons at Ohio State...Another brother, Julian, competed at Kent St...the league coaches and Big 12 All-Freshman Team by the media...Named All-Big 12 Honorable Mention by the coaches... Posted season highs in points (29) and rebounds (nine) vs. Colorado, shooting 12-of-14 from the field and 3-for-3 from three-point range... Recorded 25 points and five rebounds v. Nebraska... Had 24 points, six rebounds, six assists and three steals at Iowa State, converting 10-for-14 shots...Totalled 21 points and three steals at Oklahoma, shooting 9-of-16 from the field.





**POSITION** Guard

**HEIGHT** 5-9

**WEIGHT** 185

**BIRTHDATE** 02/07/89

**BIRTHPLACE** Tacoma, WA

**HIGH SCHOOL** South Kent Prep (South Kent, CT)

**COLLEGE** Washington

**YEARS** Starting 5th

**DRAFTED** Sacramento Kings, Second Round, 60th overall pick, 2011 NBA Draft

# ISAIAH THOMAS

# #4

## CAREER STATISTICS

### NBA REGULAR SEASON RECORD

YEAR TEAM	G-GS	MIN	FGM-FGA	PCT	FG3-FG3A	PCT	FT-FTA	PCT	OFF-DEF-TOT	AST	PF-DQ	STL	TO	BS	PTS	AVG
11-12 Sacramento	65-37	1656	256-571	.448	83-219	.379	154-185	.832	48-120-168	266	121-0	53	105	8	749	11.5
12-13 Sacramento	79-62	2122	366-832	.440	115-321	.358	253-287	.882	29-132-161	316	167-0	67	140	3	1100	13.9
13-14 Sacramento	72-54	2497	496-1096	.453	127-364	.349	346-407	.850	47-163-210	454	185-0	93	213	8	1465	20.3
14-15 PHX/BOS	67-1	1726	335-796	.421	129-346	.373	302-348	.868	33-120-153	284	150-0	57	143	5	1101	16.4
<b>TOTALS</b>	<b>283-154</b>	<b>8001</b>	<b>1453-3295</b>	<b>.441</b>	<b>454-1250</b>	<b>.363</b>	<b>1055-1227</b>	<b>.860</b>	<b>157-535-692</b>	<b>1320</b>	<b>623-0</b>	<b>270</b>	<b>601</b>	<b>24</b>	<b>4415</b>	<b>15.6</b>

### NBA PLAYOFF RECORD

YEAR TEAM	G-GS	MIN	FGM-FGA	PCT	FG3-FG3A	PCT	FT-FTA	PCT	OFF-DEF-TOT	AST	PF-DQ	STL	TO	BS	PTS	AVG
14-15 Boston	4-0	119	18-54	.333	3-18	.167	31-32	.969	1-11-12	28	10-1	3	14	0	70	17.5
<b>TOTALS</b>	<b>4-0</b>	<b>119</b>	<b>18-54</b>	<b>.333</b>	<b>3-18</b>	<b>.167</b>	<b>31-32</b>	<b>.969</b>	<b>1-11-12</b>	<b>28</b>	<b>10-1</b>	<b>3</b>	<b>14</b>	<b>0</b>	<b>70</b>	<b>17.5</b>

## CAREER HIGHS

### CAREER REGULAR SEASON SINGLE-GAME HIGHS

Minutes	48, 02/26/13, Sacramento at Miami (Twice)
Field Goals	13, 01/24/14, Indiana at Sacramento (Twice)
Field Goal Attempts	31, 01/24/14, Indiana at Sacramento
Three-Point Field Goals	7, 03/27/13, Sacramento at Golden State
Three-Point Attempts	12, 03/27/13, Sacramento at Golden State
Free Throws	15, 02/05/14, Toronto at Sacramento
Free Throw Attempts	16, 02/05/14, Toronto at Sacramento
Offensive Rebounds	4, 02/19/12, Sacramento at Cleveland
Defensive Rebounds	9, 30/18/14, Washington at Sacramento
Total Rebounds	11, 03/18/14, Washington at Sacramento
Assists	12, 02/22/14, Boston at Sacramento (Twice)
Steals	5, 01/16/15, LA Lakers at Phoenix (Four Times)
Turnovers	7, 01/11/15, Phoenix at Memphis (Five Times)
Blocks	1, 02/06/15, Utah at Phoenix (18 Times)
Points	38, 01/24/14, Indiana at Sacramento (Twice)

### CAREER POSTSEASON SINGLE-GAME HIGHS

Minutes	37, 04/26/15, Cleveland at Boston
Field Goals	6, 04/21/15, Boston at Cleveland (Twice)
Field Goal Attempts	17, 04/26/15, Cleveland at Boston
Three-Point Field Goals	2, 04/19/15, Boston at Cleveland
Three-Point Attempts	7, 04/26/15, Cleveland at Boston
Free Throws	12, 04/26/15, Cleveland at Boston
Free Throw Attempts	12, 04/26/15, Cleveland at Boston
Offensive Rebounds	1, 04/21/15, Boston at Cleveland
Defensive Rebounds	5, 04/26/15, Cleveland at Boston (Twice)
Total Rebounds	5, 04/26/15, Cleveland at Boston (Twice)
Assists	10, 04/19/15, Boston at Cleveland
Steals	1, 04/26/15, Cleveland at Boston (Three Times)
Turnovers	5, 04/19/15, Boston at Cleveland
Blocks	None
Points	22, 04/21/15, Boston at Cleveland (Twice)

**2014-15 SEASON:** Appeared in 67 games split between Boston and Phoenix where he averaged 16.4 points, 2.3 rebounds, 4.2 assists and 0.85 steals in 25.8 minutes per game...Shot 42.0 percent from the field, 37.3 percent from three and 86.8 percent from the free throw line...While with Boston, appeared in 21 games while averaging 19.0 points, 2.1 rebounds and 5.4 assists in 25.9 minutes per game...Shot 41.2 percent from the field, 34.5 percent from three and 86.1 percent from the free throw line... Acquired from the Phoenix Suns in exchange for guard Marcus Thornton and a 2016 Cleveland Cavaliers first round pick on February 19...Made his Celtics debut against the LA Lakers on Feb. 22 and recorded 17 points, five rebounds, three assists and two steals in just over 25 minutes of action...Tied his season-high with six rebounds against New York on Feb. 25...Netted a season-high 28 points against Charlotte on Feb. 28...Named the Eastern Conference Player of the Week for the week ending March 1 after averaging 22.0 points and 6.5 assists over four games in a 3-1 week for the Celtics...Tied a season-high with nine assists against Orlando on Mar. 8...Netted a new season-high of 34 points to go along with six assists at Detroit on Apr. 8...Named the NBA's Eastern Conference Player of the Week for the week ending April 12 after averaging 22.7 points and 5.7 assists during a 3-0 Celtics week...In his 21 games with the Celtics he recorded 10 or more points in 19 games, 20 or more points in 11 games and 30 plus points once...Led or tied for the team lead in points 12 times, assists eight times and steals once...Missed eight games due to a bruised lower back (3/11-3/23/15)...**PLAYOFFS:** Appeared in all four games against the Cavaliers in the first round and recorded a team-high 17.5 points to go along with a team-high 7.0 assists and 3.0 rebounds in 29.8 minutes per game...Shot 31-of-32 from the free throw line during the series (96.9 percent)...Shot just 33.3 percent from the floor and 16.7 percent from three.

**PROFESSIONAL CAREER: 2013-14:** Averaged career-highs of 20.3 points (.453 FG%, .349 3FG%, .850 FT%), 2.9 rebounds, 6.3 assists, 1.29 steals and 34.7 minutes in 72 games (54 starts)...Ranked 17th in the NBA in points per game, 11th in assists per game and 20th in free throw percentage...Scored in double-figures in 67 games, 20-plus in 43, 30-plus in five...Grabbed 10-plus rebounds in one game...Had 10-plus assists in seven games...Recorded seven double-doubles and one triple-double...Led team in scoring in 19 games, assists in 54 games...One of six players in the NBA to average at least 20 points and six assists per game for the season...Recorded first career triple-double with game-high-tying 24 points (6-16 FG, 2-7 3FG, 10-10 FT), career-high 11 rebounds, 10 assists to go along with one block in 43 minutes in overtime win vs. Washington on Mar. 18...allied 21 points, four rebounds, a career-high-tying 12 assists and one block in win vs. Boston on Feb. 22...Scored 38 points (13-31 FG, 2-9 3pt, 10-10 FT) vs. Indiana on Jan. 24, matching a career-high to go along with three rebounds, six assists and one steal...Tallied 19 points vs. Phoenix on Nov. 19, setting a new Sacramento-era record with 10th straight game scoring in double-figures off the bench to start the season, passing Walt Williams' record of nine consecutive games...Extended streak to 12 games before scoring nine points at Lakers on Nov. 24...In first start of the season, recorded first double-double of the season with 24 points and career-high 12 assists vs. Dallas on Dec. 9...Set second-longest three-point streak in Kings history with 37 games from Nov. 13-Jan. 26...Missed 10 games (Mar. 26-Apr. 12) due to a right quad contusion...Underwent a successful arthroscopy of his left wrist on Aug. 14, 2014...**2012-13:** Averaged 13.9 points (.440 FG%, .358 3pt%, .882 FT%), 2.0 rebounds, 4.0 assists, and 26.9 minutes in 79 games (started 62)...Ranked seventh in the NBA in free throw percentage...Scored in double-figures in 56 games, 20-plus in 21, 30-plus in three...Dished out double-digit assists in two games...Recorded two double-doubles on Apr. 14 and Apr. 17...Led Kings in scoring in 18 games and in assists in 33...Made a career-high seven three-pointers and a game-high 31 points, in addition to seven assists in 35 minutes in a win at Golden State on Mar. 27...Hit game-winning shot with 1.9 seconds left to finish with 22 points in a 96-94 win at Washington on Jan. 28...Tallied a then-career-high 34 points, also his first career game with at least 30 points, in 33 minutes vs. Miami on Jan. 12...**2011-12:** Averaged 11.5 points (.448 FG%, .379 3pt%, .832 FT%), 2.6 rebounds, 4.1 assists, and 25.5 minutes in 65 games (started 37)...As a starter, averaged 14.8 points (.477 FG%, .406 3pt%, .841 FT%), 3.1 rebounds, 5.4 assists, 1.0 steals, and 32 minutes in 37 games...Scored in double-figures in 39 games and 20-plus points in eight games...Dished out double-digit assists in three games...Recorded three double-doubles...Led team in scoring in six games and in assists in 26 games...Twice named Western Conference Rookie of the Month in February and March of 2012, joining Tyreke Evans as just the second Kings player to win the honor in consecutive months...Led Western Conference rookies in March 2012 with 4.9 assists per game and was second with an average of 13.6 points...In February 2012, led Western Conference rookies in scoring average (12.2s) and second in assists (4.4)...In his first five starts totaled 96 points, tying him with Otis Birdsong in 1977 for the most points scored in the first five starts by a Kings rookie...Recorded a season-high 28 points in addition to 10 assists vs. San Antonio on Mar. 28...Tallied 24 points at Miami on Feb. 21, with 20 points coming in the third quarter, the most points by a Kings rookie in a quarter since the 2000-01 season...Made five three-pointers in that third quarter against the Heat, tying the Kings' franchise record for most three-pointers made in a quarter.

**COLLEGE CAREER:** Finished his three-year career at Washington ranking sixth in school history with 1,721 points, third with 415 assists and eighth with 122 steals...Averaged 16.4 points (.426 FG%, .325 3FG%, .713 FT%), 3.5 rebounds, 4.0 assists, 1.2 steals, and 30.4 minutes in 105 games for the Huskies...Named First Team All-Pac 10 as a junior in 2010-11, ranking first on team in scoring (16.8), assists (6.1), and steals (1.3)...Scored in double figures in 32 of 35 games played...Scored a season-high 28 points (10-16 FG) against Arizona...Dished out a career-high 13 assists along with 27 points against California...Recorded 21 points against Washington State with 11 assists...Notched 24 points along with eight rebounds against Nevada...As a sophomore in 2009-10, ranked first on team in assists (3.2), second in scoring (16.9), and third in steals (1.1)...Scored in double figures in 31 of 35 games played, including 11 games with 20+ points...Tallied a career-high 30 points in the season opener against Wright State...Named Pac-10 Freshman of the Year in 2008-09 and led team in scoring (15.5) and assists (2.6), while ranking third in steals (1.1).

**CAREER TRANSACTIONS:** Selected in the second round with the 60th overall pick in the 2011 NBA Draft by the Sacramento Kings...Traded by Sacramento to the Phoenix Suns in exchange for the draft rights to Alex Oriakhi and a trade exception

*continued on next page...*

## **ISAIAH THOMAS** *continued from previous page.*

on July 12, 2014...Acquired by the Boston Celtics from the Phoenix Suns in exchange for Marcus Thornton and a 2016 first round draft pick via Cleveland on February 19, 2015

**PERSONAL:** Full name is Isaiah Jamar Thomas...Son of James Thomas and Tina Baldtrip...Born in Tacoma, Wash...Married to Kayla and has two children, James and Jaiden...Named after Hall of Fame guard Isiah Thomas when his father, James, lost a friendly wager on a Lakers vs. Pistons playoff game in 1989...Grew up attending the Boys & Girls Club in his hometown of Tacoma and now gives back to the organization...Writes his sons' names on his game shoes...Attended South Kent School in Conn. for two years after attending Curtis H.S. in University Place, WA, near Tacoma, through 11th grade...Set eight state tournament scoring records while at Curtis, including a record 51-point performance that broke a previous record set in 1955...Earned degree in American ethnic studies from Washington in July 2012...Formed a friendship with Chris Paul at his CP3 Elite Guard Camp while at Washington and now returns every summer as an instructor...Lists He Got Game, The Wood and Friday as his all-time favorite movies...Favorite comfort food is fried chicken...Follow on Twitter @Isaiah\_Thomas.





**POSITION** Guard/Forward

**HEIGHT** 6-7

**WEIGHT** 216

**BIRTHDATE** 10/27/88

**BIRTHPLACE** Chicago, IL

**HIGH SCHOOL** St. Joseph HS (Chicago, IL)

**COLLEGE** Ohio State

**YEARS** Starting 6th

**DRAFTED** Philadelphia 76ers, First Round, Second Overall, 2010 NBA Draft

# EVAN TURNER

# #11

## CAREER STATISTICS

### NBA REGULAR SEASON RECORD

YEAR TEAM	G-GS	MIN	FGM-FGA	PCT	FG3-FG3A	PCT	FT-FTA	PCT	OFF-DEF-TOT	AST	PF-DQ	STL	TO	BS	PTS	AVG
10-11 Phila.	78-14	1797	225-529	.425	14-44	.318	101-125	.808	42-264-306	159	138-0	49	80	14	565	7.2
11-12 Phila.	65-20	1713	263-590	.446	11-49	.224	73-108	.676	27-349-376	180	117-1	40	105	20	610	9.4
12-13 Phila.	82-82	2892	441-1053	.419	58-159	.365	154-208	.740	56-461-517	354	197-1	71	187	17	1094	13.3
13-14 PHI/IND	81-56	2457	434-1021	.425	50-156	.321	213-262	.813	62-346-408	262	195-3	67	189	7	1131	14.0
14-15 Boston	82-57	2260	320-746	.429	33-119	.277	106-141	.752	40-377-417	449	180-1	83	198	19	779	9.5
<b>TOTALS</b>	<b>388-229</b>	<b>11119</b>	<b>1683-3939</b>	<b>.428</b>	<b>166-527</b>	<b>.315</b>	<b>647-844</b>	<b>.767</b>	<b>227-1797-2024</b>	<b>1404</b>	<b>827-6</b>	<b>310</b>	<b>759</b>	<b>77</b>	<b>4179</b>	<b>10.8</b>

### NBA PLAYOFF RECORD

YEAR TEAM	G-GS	MIN	FGM-FGA	PCT	FG3-FG3A	PCT	FT-FTA	PCT	OFF-DEF-TOT	AST	PF-DQ	STL	TO	BS	PTS	AVG
10-11 Phila.	5-0	97	17-38	.447	4-5	.800	2-2	1.000	4-19-23	4	9-0	3	0	1	40	8.0
11-12 Phila.	13-12	449	56-154	.364	0-6	.000	33-48	.688	14-84-98	32	36-0	12	30	6	145	11.2
13-14 Indiana	12-0	149	15-35	.452	4-7	.571	5-5	1.000	0-26-26	19	9-0	4	11	0	39	3.3
14-15 Boston	4-4	118	16-44	.364	2-4	.500	8-9	.889	2-27-29	19	11-0	3	9	0	42	10.5
<b>TOTALS</b>	<b>34-16</b>	<b>813</b>	<b>104-271</b>	<b>.384</b>	<b>10-22</b>	<b>.455</b>	<b>48-64</b>	<b>.750</b>	<b>20-156-177</b>	<b>74</b>	<b>65-0</b>	<b>22</b>	<b>50</b>	<b>7</b>	<b>266</b>	<b>7.8</b>

## CAREER HIGHS

### CAREER REGULAR SEASON SINGLE-GAME HIGHS

Minutes	47, 12/20/13, Brooklyn at Philadelphia
Field Goals	13, 01/22/14, Philadelphia at New York
Field Goal Attempts	29, 04/25/12, Philadelphia at Milwaukee
Three-Point Field Goals	4, 01/03/15, Boston at Chicago (Twice)
Three-Point Attempts	8, 11/09/13, Philadelphia at Cleveland
Free Throws	11, 11/09/13, Philadelphia at Cleveland
Free Throw Attempts	13, 12/03/13, Orlando at Philadelphia (Twice)
Offensive Rebounds	5, 04/06/11, Philadelphia at New York
Defensive Rebounds	14, 03/11/12, Philadelphia at New York
Total Rebounds	15, 01/09/15, Boston at Indiana (Twice)
Assists	13, 04/10/15, Boston at Cleveland
Steals	5, 03/18/15, Boston at Oklahoma City
Turnovers	9, 12/11/13, Philadelphia at Minnesota
Blocks	2, 01/23/15, Boston at Denver (Five Times)
Points	34, 01/22/14, Philadelphia at New York

### CAREER POSTSEASON SINGLE-GAME HIGHS

Minutes	42, 05/12/12, Philadelphia at Boston
Field Goals	8, 04/23/15, Cleveland at Boston (Twice)
Field Goal Attempts	22, 05/18/12, Boston at Philadelphia
Three-Point Field Goals	3, 04/18/11, Philadelphia at Miami
Three-Point Attempts	3, 04/18/11, Philadelphia at Miami
Free Throws	6, 05/12/12, Boston at Philadelphia (Twice)
Free Throw Attempts	9, 05/18/12, Boston at Philadelphia
Offensive Rebounds	3, 05/26/12, Philadelphia at Boston
Defensive Rebounds	10, 04/21/15, Boston at Cleveland (Twice)
Total Rebounds	12, 04/21/15, Boston at Cleveland
Assists	8, 04/23/15, Cleveland at Boston
Steals	4, 05/12/12, Philadelphia at Boston
Turnovers	5, 05/14/12, Philadelphia at Boston
Blocks	2, 05/16/12, Boston at Philadelphia
Points	19, 04/23/15, Cleveland at Boston (Twice)



**2014-15 SEASON:** Appeared in all 82 games for the Celtics and recorded 9.5 points, 5.1 rebounds, 5.5 assists and 1.01 steals in 27.6 minutes per game...Shot 42.9 percent from the field, 27.7 percent from three and 75.2 percent from the free throw line...In his Celtic debut against Brooklyn on Oct. 29, he recorded 10 points, seven rebounds, five assists, a steal and a block in 23:37...Made his first start as a Celtic in his hometown of Chicago where he recorded 19 points, five rebounds and six assists against the Bulls on Nov. 8...Hit the game-tying three to send the game to OT in Washington on Dec. 8...Recorded 18 points, six rebounds, eight assists, two steals and a block in the contest...Set a new career-high with 11 assists against Sacramento on Dec. 31...Netted a season-high 29 points to go along with a career-high-tying four three pointers against Chicago on Jan. 3...Tied his career-high with 15 rebounds against Indiana on Jan. 9...Hit the game-winner against Portland on Jan. 22...Tied his career-high with two blocks against Denver on Jan. 23...Hit game-winning floater with 0.2 seconds remaining against Atlanta on Feb. 11...Recorded a double-double with 12 points and a career-high 12 assists against the Lakers on Feb. 22...Recorded the first triple-double of his career with 10 points, 12 rebounds and 10 assists against New York on Feb. 23...Recorded a new season-high of 30 points against Orlando on Mar. 13...Swiped a career-high five steals at Oklahoma City on Mar. 18...Recorded his second triple-double of the season with 19 points, 10 rebounds and 12 assists against Brooklyn on Mar. 23...Recorded his third triple-double of the season with 13 points, 11 rebounds and 12 assists against Indiana on Apr. 1...Set a new career-high with 13 assists against Cleveland on Apr. 10...Recorded 10 or more points in 38 games, 20 or more points in three games and 30 or more points once...Recorded five games with 10 or more rebounds and nine games with 10 or more assists...Recorded seven double-doubles and three triple-doubles...Led or tied for the team lead in scoring in six games, rebounds 12 times, assists 33 times, steals 17 times, blocks seven times and minutes 13 times...Recorded his 1,000th assist against Atlanta on Dec. 2...

**PLAYOFFS:** Appeared in all four games against Cleveland during the first round and averaged 10.5 points, 7.3 rebounds and 4.8 assists in 29.5 minutes per game...Shot 36.4 percent from the floor and 88.9 percent from the free throw line...Tied his playoff career-high with 19 points against Cleveland in Game 3 on Apr. 23...Also set a career-high in assists with eight during Game 3...Set a new career-high with 12 rebounds in Game 2 against Cleveland on Apr. 21.

**PROFESSIONAL CAREER: 2013-14:** Appeared in 81 games (56 starts) during the regular season, averaging 13.9 points, 5.1 rebounds and 3.2 assists per game...Posted his highest career scoring totals (1,131 points) and career-bests in free throws made, attempted and percentage (213-262 FT, 81.3 percent)...Acquired by Indiana from Philadelphia on Feb. 20, 2014 along with Lavoy Allen in exchange for Danny Granger and a future second-round draft pick...Was placed on the inactive list while he was not with the team for the first game following the trade at Milwaukee, 2/22, but appeared in all of the final 27 regular season games for the Pacers, averaging 7.1 points, 3.2 rebounds and 2.4 assists in 21.1 minutes per game...After shooting just 28.8 percent from three-point range (49-155) for Philadelphia, Turner shot 50.0 percent (12-24) from beyond the arc for Indiana in the regular season...Made his Pacers debut against the Lakers, 2/25, totaling 13 points on 6-for-12 shooting, six rebounds, two assists and a steal in 26 minutes off the bench...Scored in double-figures in six games, including three with 20 or more points...Scored 10 points in the fourth quarter to finish with 15 on the night to key the team's 102-97 road victory at Boston, 3/1...Led the team in scoring with 22 points off the bench on 9-for-12 shooting to go with five assists in the loss at Charlotte, 3/5...Played a key role in the team's largest comeback win of the season at Detroit, 3/15, finishing with 20 points on 8-for-15 from the field, five rebounds and two assists in 30 minutes off the bench...Started his first game in an Indiana uniform in the team's win at Milwaukee, 4/9, posting 23 points and seven boards while tying a career-high with nine assists in 41 minutes...Followed with another start a week later at Orlando, 4/16, recording 14 points, eight rebounds (his most as a Pacer) and six assists in 34 minutes...Led the Pacers in assists three times during the regular season (5, at Charlotte, 3/5; 3, at Dallas, 3/9; 3, at Milwaukee, 4/9)...Started 54 games for the 76ers before the trade, averaging 17.4 points, 6.0 rebounds, 3.7 assists and 1.04 steals in 34.9 minutes per game...At the time of Turner's first game with Indiana, 2/25, he ranked 36th in the league in scoring (17.4 points per game), 30th in free throw percentage (82.9 percent) and 31st in minutes per game (34.9 minutes per game)...Scored a career-high 34 points on 13-for-22 from the field to go with a season-high 11 rebounds in the Sixers' 110-106 win at New York, 1/22...Missed Philadelphia's game at Phoenix, 12/29, with soreness in his right knee, just his 2nd game missed due to injury in his four-year NBA career...

**PLAYOFFS:** Appeared in 12 games off the bench as Indiana reached the Eastern Conference Finals, averaging 3.3 points, 2.2 rebounds and 1.6 assists in 12.4 minutes per game while shooting .429 from the field (15-35), .571 from three-point range (4-7) and 1.000 from the free throw line (5-5)...Made a three-pointer in each of the first four games of the first round series against Atlanta while averaging 5.2 points, 2.2 rebounds and 2.0 assists in five appearances against the Hawks...Missed Game 1 of the Eastern Conference Finals against Miami with strep throat and would make just one appearance against the Heat...

**2012-13:** Started all 82 games, averaging 13.3 points, 6.3 rebounds, 4.3 assists and 0.87 steals in 34.6 minutes per game while shooting 41.9% from the floor, 36.5% from 3-point range and 74.0% from the line...Was one of eight players who averaged at least 13.0 points, 6.0 rebounds and 4.0 assists in 2012-13 (Kevin Durant, Marc Gasol, Pau Gasol, Paul George, LeBron James, Paul Pierce, Josh Smith)...Had 14 double-doubles last season after having five in 2011-12 and two as a rookie in 2010-11...Scored in double-figures in 17 consecutive games from 11/16-12/19/12, after not having a streak longer than five games prior in his career...Scored 20+ points 17 times in 2012-13 (Sixers 11-6 mark)...scored 20+ points seven times in 2011-12 and three times as a rookie in 2010-11...Shot 74.0% from the line last season after shooting 67.6% in 2011-12 (shot 80.8% as a rookie in 2010-11)...Shot 58-of-159 (36.5% 3FGs) from behind-the-arc in 2012-13 after shooting 25-of-93 (26.9% 3FGs) his first two seasons combined.

**2011-12:** In 65 games with 20 starts, averaged 9.4 points, 5.8 rebounds and 2.8 assists in 26.4 minutes per game while shooting 44.6% from the floor, 22.4% from 3-point range and 67.6% from the line...Missed one game with a right quad contusion (1/16/12)...Led all guards in total rebounds...As a starter, averaged 12.7 points, 6.7 rebounds and 3.0 assists in 33.1 minutes per game...Scored 20+ points seven times and recorded five double-doubles...Selected to the first ever BBVA Rising Stars Challenge held during All-Star Weekend and had 16 points (8-9 FGs), 11 rebounds and 7 assists in 29 minutes of play...

**PLAYOFFS:** Appeared in all 13 games with 12 starts of Philadelphia's run to the Eastern Conference Semifinals, averaging 11.2 points, 7.5 rebounds, 2.5 assists and 0.92 steals in 34.5 minutes per game while shooting 36.4% from the floor, 0-of-6 from 3-point range and 68.8% from the line...Recorded two double-doubles.

**2010-11:** In 78 games played with 14 starts, averaged 7.2 points, 3.9 rebounds and 2.0 assists in 30.3 minutes per game while shooting 42.5% from the floor, 31.8% from 3-point range and 80.8% from the line...In the 15 games Andre Iguodala missed, averaged 11.0 points, 5.6 rebounds and 2.4 assists in 30.5 minutes per game...Scored 20+ points three times...Recorded

**EVAN TURNER** *continued from previous page.*

two double-doubles and grabbed 10+ boards three times...**PLAYOFFS:** Appeared in all five games of Philadelphia's First Round series vs. Miami in 2011, averaging 8.0 points and 4.6 rebounds in 19.4 minutes per game while shooting 44.7% from the floor, 4-of-5 from 3-point range and 2-2 from the line... Shot 3-of-3 from 3-point range in Game 2 (4/18/11).

**COLLEGE CAREER:** Was an early entry candidate for the 2010 NBA Draft following his junior season at Ohio State... Swept the national player of the year honors in 2009-10, picking up the Naismith Trophy, the John R. Wooden Award along with the USBWA, Associated Press and NABC player of the year awards... Also Big Ten Player of the Year and Big Ten Tournament Most Outstanding Player... As a junior, led the Big Ten in scoring (20.4 ppg) and rebounding (9.2 rpg) while ranking second in assists (6.0 apg) and steals (1.7 spg)... According to STATS, became the first Division I player to average at least 20 points, 9 rebounds and 6 assists in a single season since Oscar Robertson did so in back-to-back seasons in 1958-59 and 1959-60... Opened the season with a triple-double against Alcorn State and posted another one four games later vs. Lipscomb, becoming the 34th player in NCAA Division I history to record multiple triple-doubles in the same season... Suffered a transverse process fracture on the second and third lumbar vertebra against Eastern Michigan on 12/5/09 but missed just six games after initially being diagnosed with a recovery time of eight weeks... In his first game back, scored a career-high tying 32 points at Purdue... Shot 51.9% from the floor as a junior and 50.2% for his career.

**CAREER TRANSACTIONS:** Selected in the first round with the second overall pick in the 2010 NBA Draft by the Philadelphia 76ers... Traded by Philadelphia along with Lavoy Allen to the Indiana Pacers in exchange for Danny Granger and a 2015 second round draft pick on February 20, 2014... Signed as a free agent by the Boston Celtics on September 29, 2014.

**PERSONAL:** Son of Iris and James Turner... Hobbies include reading, listening to music and playing golf... Represented the U.S. at the 2009 World University Games... Attended the same high school, St. Joseph, as Hall of Famer Isiah Thomas... St. Joseph was also featured in the documentary film Hoop Dreams..





**POSITION** Guard/Forward

**HEIGHT** 6-6

**WEIGHT** 215

**BIRTHDATE** 08/16/95

**BIRTHPLACE** Flint, MI

**HIGH SCHOOL** Rochester HS (Rochester Hills, MI)

**COLLEGE** Kentucky

**YEARS** Starting 2nd

**DRAFTED** Boston Celtics, First Round, 17th overall pick, 2014 NBA Draft

# JAMES YOUNG #13

## CAREER STATISTICS

### NBA REGULAR SEASON RECORD

YEAR TEAM	G-GS	MIN	FGM-FGA	PCT	FG3-FG3A	PCT	FT-FTA	PCT	OFF-DEF-TOT	AST	PF-DQ	STL	TO	BS	PTS	AVG
14-15 Boston	31-0	332	36-102	.353	17-66	.258	16-29	.552	9-33-42	13	22-0	8	5	2	105	3.4
<b>TOTALS</b>	<b>31-0</b>	<b>332</b>	<b>36-102</b>	<b>.353</b>	<b>17-66</b>	<b>.258</b>	<b>16-29</b>	<b>.552</b>	<b>9-33-42</b>	<b>13</b>	<b>22-0</b>	<b>8</b>	<b>5</b>	<b>2</b>	<b>105</b>	<b>3.4</b>

### NBA DEVELOPMENT LEAGUE REGULAR SEASON RECORD

YEAR TEAM	G-GS	MIN	FGM-FGA	PCT	FG3-FG3A	PCT	FT-FTA	PCT	OFF-DEF-TOT	AST	PF-DQ	STL	TO	BS	PTS	AVG
14-15 Maine	17-1	559	124-268	.463	68-154	.442	49-64	.766	17-65-82	34	35-0	25	44	8	365	21.5
<b>TOTALS</b>	<b>17-1</b>	<b>559</b>	<b>124-268</b>	<b>.463</b>	<b>68-154</b>	<b>.442</b>	<b>49-64</b>	<b>.766</b>	<b>17-65-82</b>	<b>34</b>	<b>35-0</b>	<b>25</b>	<b>44</b>	<b>8</b>	<b>365</b>	<b>21.5</b>

### NBA DEVELOPMENT LEAGUE POSTSEASON RECORD

YEAR TEAM	G-GS	MIN	FGM-FGA	PCT	FG3-FG3A	PCT	FT-FTA	PCT	OFF-DEF-TOT	AST	PF-DQ	STL	TO	BS	PTS	AVG
14-15 Maine	1-1	29	1-12	.083	0-8	.000	4-6	.667	0-5-5	7	2-0	4	4	1	6	6.0
<b>TOTALS</b>	<b>1-1</b>	<b>29</b>	<b>1-12</b>	<b>.083</b>	<b>0-8</b>	<b>.000</b>	<b>4-6</b>	<b>.667</b>	<b>0-5-5</b>	<b>7</b>	<b>2-0</b>	<b>4</b>	<b>4</b>	<b>1</b>	<b>6</b>	<b>6.0</b>

## CAREER HIGHS

### CAREER REGULAR SEASON SINGLE-GAME HIGHS

Minutes	24, 04/15/15, Boston at Milwaukee
Field Goals	5, 01/05/15, Charlotte at Boston
Field Goal Attempts	9, 02/04/15, Denver at Boston
Three-Point Field Goals	3, 01/05/15, Charlotte at Boston
Three-Point Attempts	6, 02/04/15, Denver at Boston
Free Throws	3, 03/03/15, Boston at Cleveland (Twice)
Free Throw Attempts	5, 02/20/15, Boston at Sacramento
Offensive Rebounds	2, 02/20/15, Boston at Sacramento
Defensive Rebounds	4, 02/23/15, Boston at Phoenix
Total Rebounds	5, 02/23/15, Boston at Phoenix
Assists	3, 02/04/15, Denver at Boston
Steals	3, 02/27/15, Charlotte at Boston
Turnovers	1, 03/22/15, Detroit at Boston (Five Times)
Blocks	1, 01/10/15, Boston at Toronto (Twice)
Points	13, 01/05/15, Charlotte at Boston

### CAREER POSTSEASON SINGLE-GAME HIGHS

Minutes	None
Field Goals	None
Field Goal Attempts	None
Three-Point Field Goals	None
Three-Point Attempts	None
Free Throws	None
Free Throw Attempts	None
Offensive Rebounds	None
Defensive Rebounds	None
Total Rebounds	None
Assists	None
Steals	None
Turnovers	None
Blocks	None
Points	None

**2014-15 SEASON:** Appeared in 31 games for the Celtics during his rookie season where he averaged 3.4 points and 1.4 rebounds in 10.7 minutes per game...Shot 35.3 percent from the field, 25.8 percent from beyond the arc and 55.2 percent from the free throw line...Made his NBA debut against Houston on Nov. 1 and recorded six points, one rebound and a block in 5:47... Received his first extended playing time of the season against Charlotte on Jan. 5 and responded with 13 points on 5-of-7 shooting including 3-of-4 from behind the arc...Handed out a season-high three assists against Denver on Feb. 4...Swiped a season-high three steals against Charlotte on Feb. 28...Logged a season-high 24 minutes against Milwaukee on Apr. 15...Appeared in 17 games for the Maine Red Claws of the NBA Development League and averaged 21.5 points, 4.8 rebounds, 2.0 assists and 1.5 steals in 32.9 minutes per game...Shot 46.3 percent from the field, 44.2 percent from beyond the arc and 76.6 percent from the free throw line... Also appeared in two games for the Red Claws during the playoffs where he averaged 14.0 points, 8.0 rebounds and 2.0 assists in 41.5 minutes per game.

**COLLEGE CAREER:** 2013-14 (Freshman): Averaged 14.3 points and 4.3 rebounds per game...Appeared in all 40 games and made 39 starts...Finished second in UK single-season freshman history with 82 made 3-pointers on the season...Scored a team-high 20 points and pulled down seven boards in the National Championship vs. Connecticut...Led UK in scoring with 17 points to go along with five rebounds as the Wildcats took down Wisconsin in the Final Four...Knocked down three 3s to score 13 points in UK's win over Michigan...Scored 13 points and grabbed eight boards in UK's win over Wichita St....Tallied 14 points in the SEC Tournament semifinals vs. Georgia...Scored 21 points, including 17 in the first half vs. LSU in the SEC Tournament...Named Second Team All-SEC and SEC All-Freshman...Knocked down three 3s to score 14 points at Florida...Tallied 19 points at South Carolina...Scored 20 points vs. LSU... Recorded 16 points and five assists at Ole Miss...Tallied 19 points and five rebounds vs. Florida...Scored 20 points, making four 3s, in UK's win over Missouri...Knocked down five 3s to score 23 points and grabbed seven rebounds at LSU...Drained three 3s en route to scoring 13 points vs. Georgia...Scored 15 points and grabbed seven rebounds in UK's win over Texas A&M...Led Kentucky in scoring at Arkansas with 23 points, while pulling down six rebounds...Tallied 26 points, 10 rebounds and five assists to open SEC play against Mississippi State...Named MVP of the UK/UofL game by the Bluegrass Sports Commission after recording 18 points, a season-best 10 rebounds and four assists...Notched 16 points, shooting 8-of-10 from the charity stripe on the road at UNC...Scored 21 points and pulled down a career best nine rebounds in UK's win over Boise State...Tallied 14 points, going 4-for-7 from beyond the arc vs. Baylor...Led the Wildcats in scoring with 18 points, including nailing three 3s in a win over Providence...Posted six points, six rebounds and four assists in UK's win over Eastern Michigan...Scored nine points and grabbed five rebounds in UK's win over Cleveland State...Led UK with a career-high 26 points, including nailing five 3s in Kentucky's win over UT Arlington...Scored 10 points in Kentucky's win over Robert Morris...Drained three 3s en route to scoring 19 points against Michigan State...Posted 11 points and added four rebounds in a win over UNC Asheville...Among watch list candidates for the Wayman Tisdale Award...Earned preseason NBC honorable mention All-America honors...Averaged 12.5 points, 5.0 rebounds and 3.5 assists in UK's two exhibition wins...Posted 16 points and five rebounds in the win over Montevallo...Had three steals and five assists in the win over Transylvania.

**HIGH SCHOOL:** Averaged 27.2 points, 16.0 rebounds and 5.7 assists as a senior at Rochester...As a junior at Troy High School, he averaged 25.1 points, 10.5 rebounds, 4.5 assists and 2.5 steals, earning first-team All-State honors from the Associated Press, Detroit News and Detroit Free Press...Ranked as the No. 6 prospect in his class by ESPN Recruiting and No. 10 by both Rivals and Scout...ESPN and Rivals rank him as the second-best shooting guard in the country, while Scout ranks him as the third-best small forward in the nation...Appeared in both the McDonald's High School All-American and Jordan Brand Classic games.

**CAREER TRANSACTIONS:** Selected in the first round with the 17th overall pick in the 2014 NBA Draft by the Boston Celtics...Assigned to the Maine Red Claws of the NBA Development League on November 15, 2014...Recalled from Maine on November 17, 2014...Assigned to Maine on November 23, 2014...Recalled from Maine on November 24, 2014...Assigned to Maine on December 4, 2014...Recalled from Maine on December 5, 2014...Assigned to Maine on December 6, 2014...Recalled from Maine on December 7, 2014...Assigned to Maine on December 9, 2014...Recalled from Maine on December 11, 2014...Assigned to Maine on December 28, 2014...Recalled from Maine on December 29, 2014...Assigned to Maine on December 31, 2014...Recalled from Maine on January 1, 2015...Assigned to Maine on January 3, 2015...Recalled from Maine on January 5, 2015...Assigned to Maine on January 31, 2015...Recalled from Maine on February 1, 2015...Assigned to Maine on March 17, 2015...Recalled from Maine on March 21, 2015...Assigned to Maine on March 24, 2015...Recalled from Maine on April 12, 2015.

**PERSONAL:** : Son of Tiplance Vernon.



**POSITION** Center

**HEIGHT** 7-0

**WEIGHT** 250

**BIRTHDATE** 01/17/90

**BIRTHPLACE** Visalia, CA

**HIGH SCHOOL** Washington HS (Washington, IN)

**COLLEGE** North Carolina

**YEARS** Starting 4th

**DRAFTED** Dallas Mavericks, First Round, 17th overall, 2012 NBA Draft

# TYLER ZELLER

# #44

## CAREER STATISTICS

### NBA REGULAR SEASON RECORD

YEAR TEAM	G-GS	MIN	FGM-FGA	PCT	FG3-FG3A	PCT	FT-FTA	PCT	OFF-DEF-TOT	AST	PF-DQ	STL	TO	BS	PTS	AVG
12-13 Cleveland	77-55	2026	245-559	.438	0-4	.000	120-157	.764	159-279-438	96	251-5	35	95	70	610	7.9
13-14 Cleveland	70-9	1049	156-290	.538	0-1	.000	87-121	.719	103-179-282	36	137-1	18	60	38	399	5.7
14-15 Boston	82-59	1731	340-619	.549	0-0	---	153-186	.823	146-319-465	113	205-1	18	76	52	833	10.2
<b>TOTALS</b>	<b>229-123</b>	<b>4806</b>	<b>742-1468</b>	<b>.505</b>	<b>0-5</b>	<b>.000</b>	<b>360-464</b>	<b>.776</b>	<b>408-777-1185</b>	<b>245</b>	<b>593-7</b>	<b>71</b>	<b>231</b>	<b>160</b>	<b>1842</b>	<b>8.0</b>

### NBA POSTSEASON RECORD

YEAR TEAM	G-GS	MIN	FGM-FGA	PCT	FG3-FG3A	PCT	FT-FTA	PCT	OFF-DEF-TOT	AST	PF-DQ	STL	TO	BS	PTS	AVG
14-15 Boston	4-4	90	15-29	.517	0-0	---	4-5	.800	2-16-18	2	5-0	2	4	1	34	8.5
<b>TOTALS</b>	<b>4-4</b>	<b>90</b>	<b>15-29</b>	<b>.517</b>	<b>0-0</b>	<b>---</b>	<b>4-5</b>	<b>.800</b>	<b>2-16-18</b>	<b>2</b>	<b>5-0</b>	<b>2</b>	<b>4</b>	<b>1</b>	<b>34</b>	<b>8.5</b>

## CAREER HIGHS

### CAREER REGULAR SEASON SINGLE-GAME HIGHS

Minutes	40, 01/16/13, Cleveland at Portland
Field Goals	11, 03/16/15, Philadelphia at Boston
Field Goal Attempts	17, 04/09/13, Cleveland at Indiana
Three-Point Field Goals	None
Three-Point Attempts	1, 02/18/14, Cleveland at Philadelphia (Five Times)
Free Throws	10, 12/23/14, Boston at Orlando
Free Throw Attempts	10, 12/23/14, Boston at Orlando (Twice)
Offensive Rebounds	6, 02/18/14, Cleveland at Philadelphia (Twice)
Defensive Rebounds	13, 02/05/14, LA Lakers at Boston
Total Rebounds	15, 02/08/14, Cleveland at Philadelphia
Assists	6, 02/20/15, Boston at Sacramento
Steals	3, 01/05/13, Houston at Cleveland
Turnovers	4, 02/26/14, Cleveland at Oklahoma City (Four Times)
Blocks	4, 01/14/13, Cleveland at Sacramento
Points	26, 03/16/15, Philadelphia at Boston

### CAREER POSTSEASON SINGLE-GAME HIGHS

Minutes	30, 04/21/15, Boston at Cleveland
Field Goals	5, 04/21/15, Boston at Cleveland
Field Goal Attempts	9, 04/23/15, Cleveland at Boston
Three-Point Field Goals	None
Three-Point Attempts	None
Free Throws	3, 04/23/15, Cleveland at Boston
Free Throw Attempts	3, 04/23/15, Cleveland at Boston
Offensive Rebounds	2, 04/21/15, Boston at Cleveland
Defensive Rebounds	6, 04/23/15, Cleveland at Boston
Total Rebounds	6, 04/23/15, Cleveland at Boston (Twice)
Assists	1, 04/26/15, Cleveland at Boston (Twice)
Steals	1, 04/21/15, Boston at Cleveland (Twice)
Turnovers	2, 04/21/15, Boston at Cleveland
Blocks	1, 04/21/15, Boston at Cleveland
Points	11, 04/21/15, Boston at Cleveland

**2014-15 SEASON:** Appeared in all 82 games for the first time in his career and averaged a career-high 10.2 points to go along with 5.7 rebounds and 1.4 assists in 21.1 minutes per game...Shot 54.9 percent from the field and 82.3 percent from the free throw line...Made his Celtic debut on opening night against Brooklyn (Oct. 29) and recorded six points, one rebound and one assist in 6:02...Netted a season-high 19 points to go along with seven rebounds against Phoenix on Nov. 17...Made his first start as a Celtic against San Antonio on Nov. 30 and responded with seven points and 10 rebounds...Netted a career-high 24 points to go along with a season-high 14 rebounds against the LA Lakers on Dec. 5...Recorded 22 points to go along with eight rebounds and two blocks against Miami on Dec. 21...Made a career-high 10 free throws against Orlando on Dec. 23...Set a new season-high with three blocks against Philadelphia on Feb. 6...Set a career-high with six assists to go along with 22 points against Sacramento on Feb. 20...Made game-winning lay-up as the clock expired to beat the Jazz on Mar. 4...Recorded a new career-high with 26 points on a career-high 11 field goals against Philadelphia on Mar. 16...Recorded 10 or more points in 37 games and 20 or more points in six games...Recorded 10 or more rebounds in eight games...Notched three double-doubles...Led or tied for the team lead in points seven times, rebounds 18 times and blocks 21 times...**PLAYOFFS:** Averaged 8.5 points and 4.5 rebounds in 22.4 minutes per game during the four games against Cleveland in the first round...Shot 51.7 percent from the field and converted four of his five free throw attempts.

**PROFESSIONAL CAREER: 2013-14:** Appeared in 70 games (nine starts)...averaged 5.7 points on .538 shooting from the field and 4.0 rebounds in 15.0 minutes per game...recorded three double-doubles...in nine games as a starter, averaged 9.0 points on .544 shooting, a .905 (19-21) mark from the foul line, 5.6 rebounds and 1.1 blocks in 21.6 minutes per game...scored in double figures in four straight games from April 9-16, averaging 15.8 points on .711 (27-38) shooting, 7.5 rebounds and 1.0 block in 23.8 minutes over that stretch...notched his third double-double of the season with 22 points on 9-11 (.818) shooting, 11 rebounds and two blocks in 26 minutes against Brooklyn on April 16...finished with 12 points and seven rebounds in 26 minutes off the bench against Boston on April 12...collected 18 points on 9-11 (.818) shooting, six rebounds and two blocks in 24 minutes off the bench against Detroit on April 9...tallied a career-high 23 points on 10-16 (.625) shooting and six rebounds in 30 minutes against Houston on March 22...had a near double-double with 10 points and nine rebounds in 23 minutes against Utah on Feb. 28...made a career-high eight free throws (on nine attempts) and finished with 16 points, six rebounds and three blocks in 31 minutes versus Orlando on Feb. 19...registered his second double-double of the season with 18 points and a career-high 15 rebounds (six offensive) in 25 minutes at Philadelphia on Feb. 18...tallied 13 points and 10 rebounds in 21 minutes in his first start of the season on Jan. 28 against New Orleans...led or tied for the team lead in points two times, rebounds five times, steals once and blocks 21 times...scored 10-19 points nine times and 20 or more points twice...was DNP- CD 10 times on the season...missed two games from Nov. 20-22 due to a right ankle sprain...missed game on Dec. 14 due to a right ankle injury...was placed on the Inactive List two times on the season...**2012-13:** Played in 77 game (55 starts)...averaged 7.9 points on .438 shooting, 5.7 rebounds and 0.9 blocks in 26.3 minutes per game...Named to the NBA's All-Rookie Second Team...as a starter, averaged 8.3 points on .434 shooting, 6.0 rebounds and 1.0 block in 28.0 minutes per game...also shot .764 from the free throw line, the second highest among all rookie centers...among rookies with a minimum of 70 games played, ranked 1st in offensive rebounds per game, 2nd in defensive rebounds per game, 2nd in total rebounds per game, 2nd in blocks per game and 7th in points per game...also recorded seven double-doubles, which was tied for 4th among all NBA rookies...scored 15 points and grabbed seven rebounds in his fourth NBA game on Nov. 5 at L.A. Clippers...came off the bench to score 14 points, pull down 10 rebounds (four offensive) and block two shots in 31 minutes against Portland on Dec. 1...in his first career start, scored a career-high 20 points on 9-15 (.600) shooting while adding three rebounds at Boston on Dec. 19...set a career-high in blocks with four and tallied 13 points and six rebounds at Sacramento on Jan. 14...grabbed a season-best 14 rebounds and added 13 points on 6-12 (.500) shooting and three blocks in 38 minutes at Utah on Jan. 19...averaged 9.1 rebounds during a nine-game stretch from Jan. 9-26...tallied 16 points on 7-10 (.700) shooting, nine rebounds, four assists and one block versus San Antonio on Feb. 13...pulled down a season-high six offensive rebounds (seven total) and scored 16 points against Orlando on Feb. 23...scored four points in the BBVA Rising Stars Challenge for Team Shaq at All-Star Weekend...scored 10-19 points 26 times and 20 or more points once...led the team in rebounds 11 times, assists once, steals three times and blocks 33 times...missed games from Nov. 7-13 with a non-displaced fracture of left orbital bone/concussion...missed game on March 4 due to illness...was NWT once on the season...was placed on the Inactive List four times for the season.

**COLLEGE CAREER:** Played in 117 game (75 starts) for North Carolina with averages of 12.8 points on .542 shooting, 6.7 rebounds and 1.1 blocks in 23.1 minutes per game...during his senior year, averaged 16.3 points, 9.6 rebounds and 1.5 blocks in 28.2 minutes per game...selected as ACC Player of the Year...finalist for the John R. Wooden Award...first-team All-America (Wooden) and second-team by the AP, NABC, Sporting News, USBWA and Basketball Times...top 10 finalist for the Lowe's Senior CLASS Award...named USBWA's District Player of the Year and an NABC All-District selection...won the Skip Prosser Award as the ACC's top scholar-athlete in men's basketball in ACC play...led the league in field goal percentage (.569) and offensive boards (4.0), and was second in rebounds (9.7), third in scoring (18.5) and sixth in free throw percentage (.833)...averaged 19.8 points and 10.7 rebounds and shot 63.7 percent against ACC teams that made the NCAA Tournament...scored 31 points versus Appalachian State and 30 (20-23 FTS) versus Maryland...had 20 points and career-high 22 boards versus Ohio in the NCAA Tournament...shot 9-of-11 in road win at Duke...totaled 18 points and 18 rebounds at Wake Forest and 21 points and 17 rebounds versus NC State...became the third ACC player to win Academic All-America of the Year honors...as a junior, averaged 15.7 points on .547 shooting, 7.2 rebounds and 1.2 blocks in 28.1 minutes per game...tied for the team lead in scoring and second in rebounding...led the ACC in field goal percentage in all games (.547) and ACC games (.580)...posted a career-high 32 points versus Long Island University in the 2011 NCAA Tournament...

## **TYLER ZELLER** *continued from previous page.*


earned First Team All-ACC Tournament honors...as a sophomore, averaged 9.3 points and 4.6 rebounds in 17.4 minutes per game...missed 10 ACC games with a stress fracture in his right foot. UNC went 2-8 in that span...recorded 17 points and 10 boards versus Georgia Tech...as a freshman, averaged 3.1 points on .472 shooting and 2.0 rebounds in 7.8 minutes per game...was a member of the 2009 National Champions...started the first two games he played...led Carolina with 18 points in his collegiate debut against Penn...missed more than three months with a broken wrist.

**CAREER TRANSACTIONS:** Selected in the first round with the 17th overall pick in the 2012 NBA Draft by the Dallas Mavericks...Draft rights traded to the Cleveland Cavaliers along with Kelenna Azubuike in exchange for the draft rights to Jae Crowder, Jared Cunningham and Bernard James on June 29, 2012...Acquired by the Boston Celtics as part of a three-team trade from Cleveland that also saw Boston acquire a future first round draft pick from Cleveland and guard Marcus Thornton from Brooklyn; Brooklyn acquired guards Jarrett Jack and Sergey Karasev and Cleveland acquired the draft rights to Edin Bavec, Ilkan Karaman and a future condition second round pick on July 10, 2014.

**PERSONAL:** Uncle, Al Eberhard, played for Pistons...brother, Cody, was the 2012 Big Ten Freshman of the Year at Indiana University and currently plays for the Charlotte Bobcats...older brother, Luke, played for the Phoenix Suns in 2012-13...each summer, Zeller and his family host their annual DistinXion Basketball Camp...wears size 18 shoes...favorite television show is Duck Dynasty...favorite movie is Avatar.



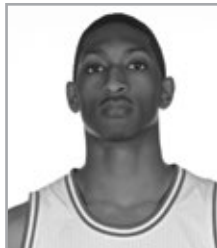


**COTY CLARKE**

#63

HEIGHT: 6-7 WEIGHT: 232 POSITION: FORWARD  
 BIRTHDATE: 07/04/92 COLLEGE: ARKANSAS NBA EXP: ROOKIE

Played for Hapoel Kazrin/Galil Elion in the Israeli Premier League during the 2014-15 season...Averaged 19.0 points, 9.4 rebounds, 3.6 assists and 1.5 steals in 31 games...Shot 55.5 percent from the field, 30.1 percent from three and 79.1 percent from the free throw line...Played two seasons at Arkansas where he appeared in 65 games during his junior and senior seasons at Arkansas where he averaged 8.6 points, 5.4 rebounds and 1.8 assists in 21.4 minutes per game.

**MALCOLM MILLER**

#48

HEIGHT: 6-7 WEIGHT: 210 POSITION: FORWARD  
 BIRTHDATE: 09/04/91 COLLEGE: HOLY CROSS NBA EXP: ROOKIE


Averaged 14.5 points, 4.9 rebounds, 1.33 steals and 1.60 blocks in 31.7 minutes per game as a senior at Holy Cross... Named to the All-Patriot League second team ... Earned Patriot League Player of the Week honors on March 2 ... Tallied 10 points, three assists, two rebounds and two blocks in the Patriot League first round victory over Loyola (Md.) ... Selected to the preseason All-Patriot League team

**LEVI RANDOLPH**

#60

HEIGHT: 6-5 WEIGHT: 208 POSITION: GUARD  
 BIRTHDATE: 10/03/92 COLLEGE: ALABAMA NBA EXP: ROOKIE

Earned Second Team Academic All-American honors as a senior...Named Second Team All-SEC as a senior...Named to SEC Academic Honor Roll as a senior, junior, sophomore, and freshman...Ranks first all time in school history in games played (135), fifth in starts (120) and 21st in points scored (1,336). Didn't miss a single game in four seasons...Ranked first on team in scoring (15.4 ppg), second in rebounding (5.1 rpg), first in assists (2.5 apg) and first in steals (1.5 spg) as a senior at Alabama.

**COREY WALDEN**

#46

HEIGHT: 6-2 WEIGHT: 189 POSITION: GUARD  
 BIRTHDATE: 08/05/92 COLLEGE: EASTERN KENTUCKY NBA EXP: ROOKIE

Averaged 18.6 points to go along with 4.0 rebounds, 3.8 assists and 3.09 steals in 34.6 minutes per game as a senior at Eastern Kentucky...Shot 54.7 percent from the field, 36.4 percent from three and 81.7 percent from the free throw line... Earned a spot on the Lou Henson All-America Team and the Lefty Driesell Defensive All-America Team...Named first team All-OVC and NABC first team All-District 19...Chosen preseason All-Ohio Valley Conference by coaches and media relations contacts ... named to the 5-member Sporting News preseason All-OVC team.

## COLTON IVERSON

HEIGHT: 7-0 WEIGHT: 255 POSITION: CENTER  
 BIRTHDATE: 06/29/89 COLLEGE: COLORADO STATE

**HOW ACQUIRED:** Draft Rights acquired from Indiana in exchange for cash considerations on June 27, 2013

**DRAFTED:** Second Round, 53rd Overall, Indiana Pacers, 2013 NBA Draft

**CURRENT TEAM:** Pinar Karsiyaka (Turkey)

**PROFESSIONAL CAREER:** Has played two seasons professionally (14-15: Laboral Kutxa Vitoria in Spain; 13-14: Besiktas in Turkey)...During the 2014-15 campaign he appeared in a total of 61 games split between Euroleague and Spanish Liga Endesa...In 37 Liga Endesa games he averaged 7.0 points and 5.7 rebounds in 19.8 minutes per game while shooting 59.9 percent from the floor...During 24 Euroleague games he averaged 7.0 points and 6.0 rebounds in 20.3 minutes per game while shooting 61.7 percent from the field...During the 2013-14 campaign for Besiktas in the Turkish Basketball League he averaged 6.2 points and 4.3 rebounds in 14.9 minutes per game over 29 games...He also appeared in 18 games during the Eurocup tournament where he averaged 8.8 points and 5.5 rebounds in 14.9 minutes per game.

**COLLEGE CAREER:** Played his senior season at Colorado State where he averaged 14.2 points, 9.8 rebounds and shot 59.6 percent from the field...Was named All-Mountain West Conference First Team and All-Tournament Team...Named NABC All-District 17 First Team...USBWA All-District VIII First Team and Mountain West Conference Newcomer of the Year...Spent first three years of collegiate career at Minnesota

## MARCUS THORNTON

HEIGHT: 6-4 WEIGHT: 190 POSITION: GUARD  
 BIRTHDATE: 02/09/93 COLLEGE: WILLIAM & MARY

**DRAFTED:** Second Round, 45th Overall, Boston Celtics, 2015 NBA Draft

**CURRENT TEAM:** Sydney Kings (Australia)

**COLLEGE CAREER:** The CAA Player of the Year and AP Honorable Mention All-American as a senior...Finished as W&M's career leader in points (2,178), three-pointers (325), games played (127), three-pointers made per game (2.56), minutes played (4,328) and minutes per game (34.1)...In CAA history, is seventh all-time in scoring and fourth in three-pointers made...Closed out his career with 39 straight double-digit scoring games...During his senior season at W&M he ranked 17th nationally in scoring, 16th in three-pointers made (3.1) and 34th in three-point percentage (40.2)...Also earned First Team All-CAA and First Team NABC All-District 10 honors...One of 16 national finalists for the Jerry West Shooting Guard of the Year Award...A finalist for the Lou Henson Mid-Major Player of the Year award...A Lou Henson Mid-Major All-American...Ranked among the top five in the CAA in scoring, free throw percentage, three-point percentage, three-pointers made and minutes played...One of only six players nationally to shoot 45 percent from the field, 40 percent from three-point range and 80 percent from the free throw line (meeting the NCAA minimum qualifications for national rankings)...His 659 points were the most in school history since 1949...Knocked down a school-record 102 three-pointers, just the sixth time a CAA player has hit 100-plus.



MEDIA

## MEDIA SERVICES STAFF



**Christian Megliola**  
Senior VP of  
Communications



**Jeff Twiss**  
VP of Media Services and  
Alumni Relations



**Heather Walker**  
Senior Director of  
Public Relations



**Brian Olive**  
Media Services  
Manager



**Taylor Kielpinski-Rogers**  
Communications  
Coordinator

## GAME NIGHT STAFF



**Michael Swartz**  
Media Operations Coordinator



**Sherri Geller**  
Media Operations Assistant



**Miriam Yorks**  
Press Box Coordinator

## PRACTICE INFORMATION

All Celtics practice sessions are closed to the media, except for the first or last 15 minutes per NBA policy. All media interviews will be conducted after each practice on the gym floor. One-on-one interviews expected to last longer than 10 minutes need to be prearranged through the Celtics Media Relations Department. Only accredited media will be allowed to attend Celtics practices, as all practices are closed to the general public. The Celtics will usually hold practice at the Training Center in Waltham, MA (see directions below). The Press Room is available to work and wait. **PHOTOGRAPHERS & VIDEOGRAPHERS:** Practices are closed to all video and still photographers, except for the final 30 minutes which will be open for B-Roll. Players and coaches will be available for interviews at the conclusion of practice. Should a private room be needed for a one-on-one interview, arrangements must be made through the Celtics Media Services Department in advance. Live shots for TV are to be shot from the apron on the playing floor. All videographers, reporters, photographers are barred from the playing surface of the court. **PRACTICE TIMES ARE SUBJECT TO CHANGE.** Friends, family or guests of media members are not permitted at practices or shootarounds without the prior consent from the Media Services Department.

## **SHOOTAROUNDS**

Generally, the Celtics shootarounds will take place at the The Training Center at HealthPoint. All shootarounds are closed to the media, with interviews following for a 15-minute period. SHOOTAROUND TIMES ARE SUBJECT TO CHANGE.

## **DIRECTIONS TO PRACTICE FACILITY**

The Training Center at HealthPoint from Boston: Take the Mass Pike (Route 90 West), go to the second set of toll booths at Weston, MA. Follow signs for Route 128 North. Travel approximately five miles to Exit 27B (Winter Street). Bear right off the ramp, travel two miles, and follow signs to the facility. Please enter the facility through the main entrance for the Boston Sports Club. Travel time from Logan International Airport is approximately 30 minutes.

## **PRACTICES AT THE TD GARDEN**

Access to any Celtics practice held at the TD Garden is through the same press gate entrance as on game nights. Season credentials will give you access to these practices as well. Those media members without season credentials should call the Media Services office the day before a practice to be properly admitted.

## **TD GARDEN PARKING**

There is no reserved or validated parking for a Celtics game. There is a five-level, 1,150-space underground parking garage located directly under the TD Garden and North Station. The parking lot is accessible via Nashua Street and Causeway Street. Additionally, there is limited parking available in the immediate area of the TD Garden.

## **SEASON CREDENTIALS**

The Celtics will issue full season credentials, which will be limited to the working media that have covered 75% or more of our home games in past years. For those media members who receive this pass, your photo will accompany it. Be advised that this pass is required at each game and must be displayed at all times.

## **SINGLE-GAME CREDENTIALS**

Media members wishing to cover an individual home game must contact the Media Services Department by fax or email at least 48 hours in advance of that game they wish to cover (or by 5:00 p.m. Thursday for all weekend and Monday games). Single-game passes will be issued on a space-available basis. NBA passes are valid but the Celtics require that you also arrange for a single-game pass from the Media Services office or staff. The credentials must be confirmed by the Media Services staff before admittance.

## **PHOTOGRAPHERS AND TV VIDEOGRAPHERS CREDENTIALS**

Season credentials will not be issued to still photographers or television videographers. Credentialed photographers, upon presentation of proper identification at the press gate for each game, must sit at their designated location at the baseline. Photographers will not be allowed to sit on the sidelines at the TD Garden, as any area not specified as space for photographers is off-limits. No photography of any Celtics game shall be released to any individual other than the entity for whom the pass was issued and subject to the rules governing such use as described on the reverse side of the credential. Any variation to this policy will result in forfeiture of future credentials. Single-game photographer and videographer credentials will be issued on a space-available basis. No photographer or videographer is allowed to sit in the three-foot escape lanes, located on both sides of both basket stanchions. All working cameras must have a rubber lens shade per NBA policy. Single-game photographer and videographer passes must be requested at least 48 hours prior to the game they wish to cover.

## **PRESS GATE ENTRANCE**

The press gate is located on the east side of the TD Garden on Legends Way. The press gate will open two hours prior to game time. Celtics season credentials will not allow access to any event in the TD Garden other than a Celtics game.

## **WILL MCDONOUGH PRESS ROOM**

The Will McDonough Press Room consists of the dining facility and the working press area located on level three of the TD Garden. After entering the building through the press entrance, proceed to the elevator to level three and the press room is straight ahead. Proper credentials are needed for admittance and a pregame meal. Food and beverage service will become available two hours prior to game time. We ask that professional and courteous consideration be given to the media who are working each game in the work areas. Phone lines and fax service are available for working media. Any special phone needs should be directed to the Celtics Media Services Department or Lorraine Spadaro at the TD Garden at 617-624-1251.

## **PREGAME/POSTGAME ACCESS**

Coach Stevens will be available to media 105 minutes prior to the scheduled tip-off in the hallway outside of the Celtics locker room at home and he will be available outside of the locker room with 90 minutes prior to the scheduled tip-off for all road contests. Roughly 10 minutes after each game, Coach Stevens will conduct his postgame press conference in the Will McDonough Press Room. Generally, the visiting Head Coach will conduct his postgame interview outside of the visiting team locker room.

## **LOCKER ROOM ACCESS**

The locker rooms are located on level three of the TD Garden (court level), down the corridor from the press room. Season credentials will have locker room access. Single-game passes will have locker room access but must have the "L" locker room designation on their press pass to allow for locker room entry. NBA media regulations govern the accessibility to the locker rooms prior to games. In accordance with NBA policy, both the Celtics and visitors locker rooms will open at 75 minutes prior to game time and will close 45 minutes prior to game time. Locker rooms will re-open no later than 15 minutes after the end of the game. No autographs are allowed during media access periods. Still photographers will not be permitted in any locker room. Cell phones are not allowed in either team locker room.

## **SEATING**

Media will be assigned seats at either Section 17, 18, or 20, or in the main upper press box (level nine/"Halo"). Media members are encouraged to write from all of these locations due to space restrictions in the working area of the press room. The Media Services Department will have the final say in all seating arrangements. We ask that you do not switch assigned seats; the Media Services staff will coordinate any changes. The quarter play-by-play sheets and halftime box scores are distributed as quickly as possible to all locations and monitors are available in selected locales.

## **AUTOGRAPHS**

All requests for autographs for any team personnel must be directed to the Celtics Community Relations Department. No autographs are allowed during media access periods.

## **VISITORS**

There is no standing room in the TD Garden. All entrants to the building must have either a ticket to the game or a prearranged assigned seat.

## **PLAYER WARMUPS**

The playing floor is off-limits to media personnel during pregame warmups. Players are available for interviews in the locker room during the access period only. Television and radio interviews must be arranged through the Celtics Media Services Department, subject to timing and availability. Pregame media interview requests made well in advance are strongly recommended.



### TICKETS

Media members who wish to purchase tickets to any Celtics home or road game are advised to request these tickets through the Celtics Media Services Department or the Ticket Office. Effort will be made to fulfill each request; however, there is no guarantee that each request will be realized. Ticket requests made well in advance are strongly recommended.

### TRAVEL ARRANGEMENTS

All media members who wish to cover any Celtics road games must notify the Celtics Media Services staff by Friday of the preceding week. The Celtics will not make any hotel reservations for traveling media.

### STATISTICAL AND PRESS RELEASE INFORMATION

Statistics, team and player information may be found on the Celtics web site at [celtics.com](http://celtics.com). In addition, the NBA operates a 24-hour audio hotline throughout the season for members of the media only. Telephone numbers and access guidelines are available through the Celtics Media Services Department. The Celtics also disseminate information to accredited members of the media through e-mail. Any members of the media wishing to receive press releases and other information via e-mail should contact the Celtics Media Services Department. The Media Services Department also operates a twitter account (@bos\_celtics\_pr) that is used to disseminate information. There is also a media website that can be accessed. Contact Brian Olive for access to media website.



## TRAVELING MEDIA



**Mike Gorman**  
Comcast  
SportsNet



**Tommy Heinsohn**  
Comcast  
SportsNet



**Brian Scalabrine**  
Comcast  
SportsNet



**Abby Chin**  
Comcast  
SportsNet



**Paul Lucey**  
Comcast  
SportsNet



**Jim Edmonds**  
Comcast  
SportsNet



**Jeff Grice**  
Comcast  
SportsNet



**Zack Millican**  
Comcast  
SportsNet



**Sean Grande**  
CBS Radio Boston



**Cedric Maxwell**  
CBS Radio Boston



**Gary Washburn**  
Boston  
Globe



**Adam Himmelsbach**  
Boston  
Globe



**Steve Bulpitt**  
Boston  
Herald



**Mark Murphy**  
Boston  
Herald



**A. Sherrod Blakely**  
CSNNE.com



**Chris Forsberg**  
ESPN Boston

# HOME OF THE CELTICS

ALL SEASON LONG



ANYTIME. ANYWHERE.

**LIVE ▶ EXTRA**

**CSNNE.COM**



TRADITION



## ARNOLD “RED” AUERBACH • 9/20/17 — 10/28/06

Arnold “Red” Auerbach once proclaimed, “The Boston Celtics are not a basketball team, they are a way of life.” Auerbach, a member of the National Basketball Association since its formation in 1946, had been with the Celtics since 1950 until his passing in October of 2006.

Auerbach spent the first three seasons of his pro career with the Washington Capitols before moving on to the Tri-Cities Hawks for one campaign. At this point, Walter Brown, who owned the struggling Boston Celtics, appointed Auerbach as the man to lead the squad into what would ultimately become the greatest franchise in pro basketball annals.

Red carefully crafted a competitive team, and his moves culminated with an April 29, 1956 transaction that sent Ed Macauley and Cliff Hagan to St. Louis for the Hawks’ first-round pick.

With that selection, the Celtics chose Bill Russell. This blockbuster trade would spur the Celtics into the most dominant franchise in pro basketball history and helped spawn the legend that is Auerbach and the Celtics. From 1950-1966, Auerbach coached the Celtics to nine world titles, including eight in succession from 1959-1966. His incredible record was 938-479 (.662) in regular-season play and an equally impressive 99-69 (.589) in postseason encounters. Prior to the 1966-67 season, the “coach” removed himself from the bench in order to concentrate on his duties as General Manager, and appointed Bill Russell as player-coach.

With Red’s guidance and knowledge, the Celtics continued to win. In 1968 and 1969, the Celtics added two more titles. After a down period in the early 1970s, Auerbach restructured the team, adding key personnel through trades and the draft, and ultimately raised banners in 1974 and 1976. It was the subsequent years that would provide Auerbach with his biggest challenge, as the late ’70s proved to be a dismal period for the Celtics. Yet Auerbach once again saved the franchise with the shrewd selection of Larry Bird in the 1978 draft. Although he would have to wait a year before Bird could play in the NBA, Auerbach sensed that the Indiana native was the man to rejuvenate the proud organization. Five other teams had a shot at Bird, but all passed.

In 1981, Boston became the NBA champions again as Auerbach orchestrated another amazing trade, this time dealing the first and 13th picks in the 1981 draft to Golden State for Robert Parish and the third overall pick (Kevin McHale). Boston added two more titles in 1984 and 1986 thanks to the master’s keen additions of Danny Ainge, Dennis Johnson, Bill Walton, and others.

Auerbach has been the recipient of numerous distinguished awards and honors throughout his career. In 1968, he was enshrined in the Basketball Hall of Fame in Springfield, MA for all his successes. When the NBA chose its Silver Anniversary Team honoring the best of the league’s first 25 years, Red was chosen as coach of that distinguished team. In 1982, he was elected to the Washington Hall of Stars, a Hall of Fame which involves people from all sports. Red was also honored as NBA Coach of the Year in 1965, winning the trophy that now bears his name, and NBA Executive of the Year in 1980. Also in that year, he was selected to the NBA’s 35th Anniversary Team as “Greatest Coach in the History of the NBA,” by the PBWAA.

In 1985, the Red Auerbach Fund, established in the great coach’s name, was created to promote athletic, recreational, and other youth development activities in Boston and throughout the Commonwealth of Massachusetts. January 4, 1985 was a special day in Red’s heart and in Boston sports history, as it was on this day that the Celtics family saluted its patriarch by having the number “2” retired in his honor (emblematic as the second most influential person in the organization’s annals; similarly, the number “1” is dedicated to the team’s founder, Walter Brown). On Red’s 68th birthday, September 20, 1985, a life-size sculpture of Auerbach was unveiled and placed in Boston’s historic Faneuil Hall Marketplace so the public would have a lasting tribute to this basketball genius and legend.

He received seven honorary degrees from various institutions. Red valued such honors so much that he kept a previous commitment to American International College by delivering its commencement speech on May 22, 1988, even though it prevented him from being at Boston Garden for the deciding game of the Celtics-Hawks’ best-of-seven thriller. On that day, AIC presented Auerbach with a Doctor of Humanities Honorary Degree. A week earlier he had received a Doctor of Arts Honorary Degree from Stonehill College. He has also received Honorary Doctorate Degrees in Humane Letters from Franklin Pierce College, on May 24, 1981, the University of

Massachusetts (Boston), in 1982, and from Boston University, on May 13, 1984. In 1986, Central New England College honored him with an Honorary Doctorate Degree in Business Administration. On February 14, 1993, his alma mater, George Washington, bestowed an honorary Doctorate of Public Service Degree, and on June 9, 1998, the university celebrated Red's 80th birthday by unveiling a plaque and a bust of the legendary coach. This tribute is permanently attached to the exterior of the Smith Center, GW's athletic facility.

Red was the author of seven books. His first, *Basketball for the Player, the Fan and Coach*, has been translated into seven languages and is the largest-selling basketball book in print. His second book, co-authored with Paul Sann, was *Winning the Hard Way*, and he also penned a pair of publications written in conjunction with Joe Fitzgerald: *Red Auerbach: An Autobiography* and *Red Auerbach On and Off the Court*. In October, 1991, *M.B.A.: Management by Auerbach*, was co-authored with Ken Dooley. In 1994, *Seeing Red – The Red Auerbach Story* was written with Dan Shaughnessy. In October 2004, his latest book, *Let Me Tell You a Story: A Lifetime in the Game*, was co-authored with legendary sports writer John Feinstein. In 1987, an excellent instructional video entitled *Winning Basketball* became available to the public featuring the insight, thoughts, and philosophy of Red and three-time NBA Most Valuable Player and Celtics' captain Larry Bird. In 2005, he was recognized as an Honorary Master Chief at the U.S. Coast Guard.

Born in Brooklyn, New York, Red attended Eastern District High School in that city, attended Seth Low Junior College in New York, and George Washington University in the District of Columbia. He played three years of college basketball at GW, and was the team's leading scorer and a defensive specialist. He received a Bachelor of Science in Education in 1940 and a Master of Arts in Education from GW the following year.

Red and Dorothy Auerbach were married in 1941. They have two daughters: Nancy, who is married to former CNN anchorman Reid Collins, and Randy, who is Vice-President of Creative Affairs for Blue Tulip Productions in Hollywood, one granddaughter, Julie, who is married to Eric Fleiger. They also have a great-grandson, Peter Auerbach Fleiger, and two great-granddaughters, Hope and Noelle Fleiger.

## RED AUERBACH'S COACHING RECORD:

SEASON	TEAM	REGULAR SEASON RECORD				PLAYOFFS	
		W	L	PCT.	POS	W	L
1946-47	Washington	49	11	.817	1#	2	4
1947-48	Washington	28	20	.583	4#	-	-
1948-49	Washington	38	22	.633	1#	6	5
1949-50	Tri-Cities	28	29	.491	3+	1	2
1950-51	Boston	39	30	.565	2#	0	2
1951-52	Boston	39	27	.591	2#	1	2
1952-53	Boston	46	25	.648	3#	3	3
1953-54	Boston	42	30	.583	2T#	2	4
1954-55	Boston	36	36	.500	3#	3	4
1955-56	Boston	39	33	.542	2#	1	2
1956-57	Boston	44	28	.611	1*#	7	3
1957-58	Boston	49	23	.681	1#	6	5
1958-59	Boston	52	20	.722	1*#	8	3
1959-60	Boston	59	16	.787	1*#	8	5
1960-61	Boston	57	22	.722	1*#	8	2
1961-62	Boston	60	20	.750	1*#	8	6
1962-63	Boston	58	22	.725	1*#	8	5
1963-64	Boston	59	21	.738	1*#	8	2
1964-65	Boston	62	18	.775	1*#	8	4
1965-66	Boston	54	26	.675	2*#	11	6
<b>TOTALS</b>		<b>938</b>	<b>479</b>	<b>.662</b>		<b>99</b>	<b>69</b>

\*Won NBA Championship #Eastern Division +Western Division

YEAR G MIN FGM FGA PCT FTM FTA PCT OFF DEF TOT AST PF-DQ ST BL PTS AVG

ALAA ABDELNABY [#4] 6'10" 240 LBS 06/24/68 DUKE '90

>> Transactions: Acquired from the Milwaukee Bucks in exchange for Jon Barry on December 4, 1992 (also played 12 games for Milwaukee in 1992-93)...Signed as a free agent by the Sacramento Kings on July 26, 1994.

92-93	63	1152	219	417	.525	76	100	.760	114	186	300	17	165-0	19	22	514	8.2
93-94	13	159	24	55	.436	16	25	.640	12	34	46	3	20-0	2	3	64	4.9
TOTALS	76	1311	243	472	.515	92	125	.736	126	220	346	20	185-0	21	25	578	7.6

Three-Point Field Goals: None Attempted.

PLAYOFF RECORD

92-93	4	68	11	24	.458	0	0	.000	2	11	13	1	7-0	0	1	22	5.5
-------	---	----	----	----	------	---	---	------	---	----	----	---	-----	---	---	----	-----

Three-Point Field Goals: None Attempted.

ZAID ABDUL-AZIZ [#54] 6'9" 235 LBS 04/07/46 IOWA STATE '68

>> Transactions: Signed by Boston as a free agent on February 14, 1978...Waived on February 24, 1978.

77-78	2	24	3	13	.231	2	3	.667	6	9	15	3	4-0	1	1	8	4.0
-------	---	----	---	----	------	---	---	------	---	---	----	---	-----	---	---	---	-----

MARK ACRES [#42] 6'11" 225 LBS 11/15/62 ORAL ROBERTS '85

>> Transactions: Signed by Boston as a free agent on March 7, 1987...Selected from Boston by Orlando in the NBA expansion draft on June 15, 1989.

87-88	79	1151	108	203	.532	71	111	.640	105	165	270	42	198-2	29	27	287	3.6
88-89	62	632	55	114	.482	26	48	.542	59	87	146	19	94-0	19	6	137	2.2
TOTALS	141	1783	163	317	.514	97	159	.610	164	252	416	61	292-2	48	33	424	3.0

Three-Point Field Goals: 1988-89, 1-for-1 (1.000).

PLAYOFF RECORD

87-88	17	158	14	26	.538	9	18	.500	14	22	36	2	33-0	1	1	37	2.2
88-89	2	2	0	1	.000	0	0	.000	0	1	1	0	0-0	0	0	0	0.0
TOTALS	19	160	14	27	.519	9	18	.500	14	23	37	2	33-0	1	1	37	1.9

Three-Point Field Goals: 1987-88, 0-for-1 (.000); 1988-89, 0-for-1 (.000). Totals: 0-for-2 (.000).

DANNY AINGE [#44] 6'5" 185 LBS 03/17/59 BRIGHAM YOUNG '81

>> Transactions: Second round draft choice (31<sup>st</sup> pick overall) in 1981...Traded with Brad Lohaus to the Sacramento Kings for Ed Pinckney and Joe Kleine on February 23, 1989 (also played 28 games for Sacramento in 1988-89).

81-82	53	564	79	221	.357	56	65	.862	25	31	56	87	86-1	37	3	219	4.1
82-83	80	2048	357	720	.496	72	97	.742	83	131	214	251	259-2	109	6	791	9.9
83-84	71	1154	166	361	.460	46	56	.821	29	87	116	162	143-2	41	4	384	5.4
84-85	75	2564	419	792	.529	118	136	.868	76	192	268	399	228-4	122	6	971	12.9
85-86	80	2407	353	701	.504	123	136	.904	47	188	235	405	204-4	94	7	855	10.7
86-87	71	2499	410	844	.486	148	165	.897	49	193	242	400	189-3	101	14	1053	14.8
87-88	81	3018	482	982	.491	158	180	.878	59	190	249	503	203-1	115	17	1270	15.7
88-89	45	1349	271	589	.460	114	128	.891	37	117	154	215	108-0	52	1	714	15.9
TOTALS	556	15603	2537	5210	.487	835	963	.867	405	1129	1534	2422	1420-17	671	58	6257	11.3

Three-Point Field Goals: 1981-82, 5-for-17 (.294); 1982-83, 5-for-29 (.172); 1983-84, 6-for-22 (.273); 1984-85, 15-for-56 (.268); 1985-86, 26-for-73 (.356); 1986-87, 85-for-192 (.443); 1987-88, 148-for-357 (.415); 1988-89, 58-for-155 (.374). Totals: 348-for-901 (.386).

PLAYOFF RECORD

81-82	10	129	19	45	.422	10	13	.769	6	7	13	11	21-0	2	1	50	5.0
82-83	7	201	28	72	.389	8	11	.727	2	12	14	25	24-0	5	1	66	9.4
83-84	19	253	41	90	.456	7	10	.700	4	12	-	38	36-0	9	2	91	4.8
84-85	21	687	97	208	.466	30	39	.769	20	38	58	121	76-1	32	1	231	11.0
85-86	18	652	107	193	.554	52	60	.867	22	54	76	93	57-0	41	1	280	15.6
86-87	20	762	116	238	.487	31	36	.861	13	39	52	92	62-0	24	4	295	14.8
87-88	17	670	71	184	.386	37	42	.881	15	38	53	109	64-2	9	1	198	11.6
TOTALS	112	3354	479	1030	.465	175	211	.829	82	200	282	489	340-3	122	11	1211	10.8

Three-Point Field Goals: 1981-82, 2-for-4 (.500); 1982-83, 2-for-5 (.400); 1983-84, 2-for-9 (.222); 1984-85, 7-for-16 (.438); 1985-86, 14-for-34 (.412); 1986-87, 32-for-73 (.438); 1987-88, 19-for-57 (.333). Totals: 78-for-198 (.394).



YEAR	G	MIN	FGM	FGA	PCT	FTM	FTA	PCT	OFF	DEF	TOT	AST	PF-DQ	ST	BL	PTS	AVG
------	---	-----	-----	-----	-----	-----	-----	-----	-----	-----	-----	-----	-------	----	----	-----	-----

**RAY ALLEN [#20]****6'5" 205 LBS 07/20/75****CONNECTICUT '96**

&gt;&gt; Transactions: Acquired from Seattle along with the draft rights to Glen Davis in exchange for Wally Szczerbiak, Delonte West and the draft rights to Jeff Green on June 28, 2007.

07-08	73	2623	439	986	.445	215	237	.907	75	193	268	225	147-0	65	16	1273	17.4
08-09	79	2876	499	1040	.480	237	249	.952	66	212	278	218	157-3	69	13	1434	18.2
09-10	80	2819	464	973	.477	231	253	.913	45	208	253	210	182-1	64	25	1304	16.3
10-11	80	2890	480	978	.491	193	219	.881	51	223	274	219	147-0	77	16	1321	16.5
11-12	46	1565	226	493	.458	97	106	.915	14	128	142	109	83-0	49	8	655	14.2
<b>TOTALS</b>	<b>358</b>	<b>12773</b>	<b>2108</b>	<b>4470</b>	<b>.472</b>	<b>973</b>	<b>1064</b>	<b>.915</b>	<b>251</b>	<b>964</b>	<b>1215</b>	<b>981</b>	<b>716-4</b>	<b>324</b>	<b>78</b>	<b>5987</b>	<b>16.7</b>

Three-Point Field Goals: 2007-08, 180-for-452 (.398); 2008-09, 199-for-486 (.409); 2009-10, 145-for-399 (.363); 2010-11, 168-for-378 (.444); 2011-12, 106-for-234 (.453). Totals: 798-for-1949 (.409).

**PLAYOFF RECORD**

07-08	26	987	133	311	.428	84	92	.913	25	73	98	71	63-1	24	8	405	15.6
08-09	14	565	83	206	.403	55	58	.948	13	42	55	37	35-1	15	5	256	18.3
09-10	24	925	131	304	.431	69	80	.863	12	68	80	63	74-1	22	3	387	16.1
10-11	9	361	57	109	.523	24	25	.960	5	29	34	22	21-0	11	1	170	18.9
11-12	18	616	66	167	.395	32	45	.711	8	66	74	18	41-1	17	2	192	10.7
<b>TOTALS</b>	<b>91</b>	<b>3454</b>	<b>470</b>	<b>1097</b>	<b>.428</b>	<b>264</b>	<b>300</b>	<b>.880</b>	<b>63</b>	<b>278</b>	<b>341</b>	<b>211</b>	<b>234-4</b>	<b>89</b>	<b>19</b>	<b>1410</b>	<b>15.5</b>

Three-Point Field Goals: 2007-08, 55-for-139 (.396); 2008-09, 35-for-100 (.350); 2009-10, 56-for-145 (.386); 2010-11, 32-for-56 (.571); 2011-12, 28-for-92 (.304). Totals: 206-for-532 (.387).

**TONY ALLEN [#42]****6'4" 213 LBS 01/11/82****OKLAHOMA STATE '04**>> Transactions: First round draft choice (25<sup>th</sup> pick overall) in the 2004 NBA Draft.

04-05	73	1262	184	387	.475	112	152	.737	85	136	221	64	156-2	76	24	492	6.4
05-06	51	978	129	274	.471	100	134	.746	32	79	111	67	126-0	51	18	369	7.2
06-07	33	805	133	259	.514	105	154	.784	35	89	124	56	87-0	49	12	379	11.5
07-08	75	1373	169	388	.436	138	181	.762	34	134	168	114	168-1	62	21	494	6.6
08-09	46	887	137	284	.482	79	109	.725	22	82	104	66	98-1	54	22	359	7.8
09-10	54	888	129	253	.510	72	119	.605	52	93	145	72	109-1	57	19	330	6.1
<b>TOTALS</b>	<b>336</b>	<b>6192</b>	<b>881</b>	<b>1846</b>	<b>.477</b>	<b>606</b>	<b>829</b>	<b>.731</b>	<b>260</b>	<b>613</b>	<b>873</b>	<b>439</b>	<b>744-5</b>	<b>351</b>	<b>117</b>	<b>2423</b>	<b>7.2</b>

Three-Point Field Goals: 2004-05, 12-for-31 (.387); 2005-06, 11-for-34 (.324); 2006-07, 8-for-33 (.242); 2007-08, 18-for-57 (.316); 2008-09, 6-for-27 (.222); 2009-10, 0-for-5 (.000). Totals: 55-for-187 (.294).

**PLAYOFF RECORD**

04-05	7	90	8	18	.444	3	7	.429	4	8	12	2	17-1	3	2	19	2.7
07-08	15	65	9	16	.563	2	5	.408	1	2	3	3	5-0	2	0	20	1.3
08-09	10	60	4	8	.500	1	1	1.000	1	8	9	3	4-0	2	0	9	0.9
09-10	24	391	47	98	.480	28	36	.778	13	28	41	17	58-0	25	14	122	5.1
<b>TOTALS</b>	<b>56</b>	<b>604</b>	<b>68</b>	<b>140</b>	<b>.481</b>	<b>34</b>	<b>49</b>	<b>.694</b>	<b>19</b>	<b>46</b>	<b>65</b>	<b>25</b>	<b>84-1</b>	<b>32</b>	<b>16</b>	<b>170</b>	<b>3.0</b>

Three-Point Field Goals: 2004-05, 0-for-0 (.000); 2007-08, 0-for-1 (.001); 2008-09, 0-for-0 (.000); 2009-10, 0-for-5 (.000). Totals: 0-for-6 (.000).

**JEROME ANDERSON [#42]****6'5" 195 LBS 10/09/53****WEST VIRGINIA '75**>> Transactions: Third round draft choice (53<sup>rd</sup> pick overall) in 1975...Waived on October 20, 1976.

75-76	22	126	25	45	.556	11	16	.688	4	9	13	6	25-0	3	3	61	2.8
-------	----	-----	----	----	------	----	----	------	---	---	----	---	------	---	---	----	-----

**PLAYOFF RECORD**

75-76	4	5	1	3	.333	0	0	.000	1	0	1	1	1-0	0	0	2	0.5
-------	---	---	---	---	------	---	---	------	---	---	---	---	-----	---	---	---	-----

**KENNY ANDERSON [#7]****6'1" 168 LBS 10/09/70****GEORGIA TECH '90**

&gt;&gt; Transactions: Acquired from the Toronto Raptors with Zan Tabak and Popeye Jones to Boston for Chauncey Billups, Dee Brown, John Thomas and Roy Rogers on February 18, 1998...Traded by Boston with Vitaly Potapenko and Joseph Forte to Seattle SuperSonics for Vin Baker and Shammond Williams on July 22, 2002.

97-98	16	386	64	147	.435	41	49	.837	3	36	39	100	36-0	26	0	179	11.2
98-99	34	1010	161	357	.451	84	101	.832	24	79	103	193	78-1	33	2	412	12.1
99-00	82	2593	434	986	.440	196	253	.775	55	170	225	420	230-4	139	8	1149	14.0
00-01	33	849	88	227	.388	59	71	.831	16	57	73	134	62-0	44	2	246	7.5
01-02	76	2430	312	716	.436	98	132	.742	57	218	275	403	210-4	141	10	731	9.6
<b>TOTALS</b>	<b>241</b>	<b>7268</b>	<b>1059</b>	<b>2433</b>	<b>.435</b>	<b>478</b>	<b>606</b>	<b>.789</b>	<b>155</b>	<b>560</b>	<b>715</b>	<b>1250</b>	<b>616-9</b>	<b>383</b>	<b>22</b>	<b>2717</b>	<b>11.3</b>

Three-Point Field Goals: 1997-98, 10-for-27 (.370); 1998-99, 6-for-24 (.250); 1999-00, 85-for-220 (.386); 2000-01, 11-for-33 (.333); 2001-02, 9-for-33 (.273). Totals: 121-for-337 (.359).

**PLAYOFF RECORD**

01-02	16	560	82	197	.416	28	35	.800	13	37	50	76	58-1	21	0	192	12.0
-------	----	-----	----	-----	------	----	----	------	----	----	----	----	------	----	---	-----	------

Three-Point Field Goals: None Attempted.

YEAR	G	MIN	FGM	FGA	PCT	FTM	FTA	PCT	OFF	DEF	TOT	AST	PF-DQ	ST	BL	PTS	AVG
------	---	-----	-----	-----	-----	-----	-----	-----	-----	-----	-----	-----	-------	----	----	-----	-----

**JOEL ANTHONY [#50]****6'9" 245 LBS 08/09/82****UNLV**

>> Transactions: Acquired from Miami along with a future conditional Philadelphia first round pick, a 2016 Miami second round pick and cash considerations as part of a three-team trade that saw Golden State acquire Jordan Crawford and MarShon Brooks and Miami acquire Toney Douglas on January 15, 2014...Traded to the Detroit Pistons in exchange for Will Bynum on October 17, 2014.

13-14	21	149	10	26	.385	2	6	.333	13	18	31	2	13-0	3	8	22	1.0
-------	----	-----	----	----	------	---	---	------	----	----	----	---	------	---	---	----	-----

Three-Point Field Goals: None Attempted

**NATE ARCHIBALD [#7]****6'1" 165 LBS 09/02/48 AZ WSTRN/TX-EL PASO '70**

>> Transactions: Acquired from the San Diego Clippers with Marvin Barnes, Billy Knight and two second round draft choices for Kermit Washington, Kevin Kunnert, Sidney Wicks and the draft rights to Freeman Williams on August 4, 1978...Waived on July 22, 1983.

78-79	69	1662	259	573	.452	242	307	.788	25	78	103	324	132-2	55	6	760	11.0
79-80	80	2864	383	794	.482	361	435	.830	59	138	197	671	218-2	106	10	1131	14.1
80-81	80	2820	382	766	.499	342	419	.816	36	140	176	618	201-1	75	18	1106	13.8
81-82	68	2167	308	652	.472	236	316	.747	25	91	116	541	131-1	52	3	858	12.6
82-83	66	1811	235	553	.425	220	296	.743	25	66	91	409	110-1	38	4	695	10.5
<b>TOTALS</b>	<b>363</b>	<b>11324</b>	<b>1567</b>	<b>3338</b>	<b>.469</b>	<b>1401</b>	<b>1773</b>	<b>.790</b>	<b>170</b>	<b>513</b>	<b>683</b>	<b>2563</b>	<b>792-7</b>	<b>326</b>	<b>41</b>	<b>4550</b>	<b>12.5</b>

Three-Point Field Goals: 1979-80, 4-for-18 (.222); 1980-81, 0-for-9 (.000); 1981-82, 6-for-16 (.375); 1982-83, 5-for-24 (.208). Totals: 15-for-67 (.224).

**PLAYOFF RECORD**

79-80	9	332	45	89	.506	37	42	.881	3	8	11	71	28-1	10	0	128	14.2
80-81	17	630	95	211	.450	76	94	.809	6	22	28	107	39-0	13	0	266	15.6
81-82	8	277	30	70	.429	25	28	.893	1	16	17	52	21-0	5	2	85	10.6
82-83	7	161	22	68	.324	22	29	.759	3	7	10	44	12-0	2	0	67	9.6
<b>TOTALS</b>	<b>41</b>	<b>1400</b>	<b>192</b>	<b>438</b>	<b>.438</b>	<b>160</b>	<b>193</b>	<b>.829</b>	<b>13</b>	<b>53</b>	<b>66</b>	<b>274</b>	<b>100-1</b>	<b>30</b>	<b>2</b>	<b>546</b>	<b>13.3</b>

Three-Point Field Goals: 1979-80, 1-for-2 (.500); 1980-81, 0-for-5 (.000); 1981-82, 0-for-4 (.000); 1982-83, 1-for-6 (.167). Totals: 2-for-17 (.118).

**JIM ARD [#34]****6'9" 230 LBS 09/19/48****CINCINNATI '70**

>> Transactions: Signed as a free agent on October 3, 1974...Waived on November 8, 1977.

74-75	59	719	89	266	.335	48	65	.738	59	140	199	40	96-2	13	32	226	3.8
75-76	81	853	107	294	.364	71	100	.710	96	193	289	48	141-2	12	36	285	3.5
76-77	63	969	96	254	.378	49	76	.645	77	219	296	53	128-1	18	28	241	3.8
77-78	1	9	0	1	.000	1	2	.500	1	3	4	1	1-0	0	0	1	1.0
<b>TOTALS</b>	<b>204</b>	<b>2550</b>	<b>292</b>	<b>815</b>	<b>.358</b>	<b>169</b>	<b>243</b>	<b>.695</b>	<b>233</b>	<b>555</b>	<b>788</b>	<b>142</b>	<b>366-5</b>	<b>43</b>	<b>96</b>	<b>753</b>	<b>3.7</b>

**PLAYOFF RECORD**

74-75	5	14	1	8	.125	0	0	.000	2	0	2	1	5-0	0	1	2	0.4
75-76	16	110	13	29	.448	11	14	.786	10	16	26	8	29-0	1	3	37	2.3
<b>TOTALS</b>	<b>21</b>	<b>124</b>	<b>14</b>	<b>37</b>	<b>.378</b>	<b>11</b>	<b>14</b>	<b>.786</b>	<b>12</b>	<b>16</b>	<b>28</b>	<b>9</b>	<b>34-0</b>	<b>1</b>	<b>4</b>	<b>39</b>	<b>1.9</b>

**CARLOS ARROYO [#45]****6'2" 200 LBS 07/30/79****FLORIDA INTERNATIONAL '01**

>> Transactions: Signed as a free agent on March 6, 2011.

10-11	15	190	11	35	.314	11	12	.917	7	16	23	25	11-0	7	0	36	2.4
-------	----	-----	----	----	------	----	----	------	---	----	----	----	------	---	---	----	-----

Three-Point Field Goals: 3-for-5 (.600).

**PLAYOFF RECORD**

10-11 Did Not Play  
Three-Point Field Goals: None attempted

**CHUCKY ATKINS [#7]****5'11" 160 LBS 08/14/74****SOUTH FLORIDA '96**

>> Transactions: Acquired from the Detroit Pistons along with Lindsey Hunter, Detroit's 2004 first round draft choice and cash for Mike James to Detroit and Chris Mills to Atlanta on February 19, 2004...Traded to the Los Angeles Lakers with Chris Mihm and Jumaane Jones for Gary Payton, Rick Fox and a conditional first round draft choice on August 13, 2004.

03-04	24	793	104	249	.418	42	54	.778	3	42	45	128	42-0	26	1	289	12.0
-------	----	-----	-----	-----	------	----	----	------	---	----	----	-----	------	----	---	-----	------

Three-Point Field Goals: 39-for-111 (.351).

**PLAYOFF RECORD**

03-04	4	133	17	39	.436	17	19	.895	3	11	14	15	2-0	3	0	54	13.5
-------	---	-----	----	----	------	----	----	------	---	----	----	----	-----	---	---	----	------

Three-Point Field Goals: 3-for-10 (.300).

**DENNIS AWTREY [#34]****6'10" 240 LBS 02/22/48****SANTA CLARA '70**

>> Transactions: Acquired from the Phoenix Suns for cash and a future draft choice on October 11, 1978...Traded to the Seattle SuperSonics for cash and a future draft choice on January 17, 1979.

78-79	23	247	17	44	.386	16	20	.800	13	34	47	20	37-0	3	6	50	2.2
-------	----	-----	----	----	------	----	----	------	----	----	----	----	------	---	---	----	-----

**CHRIS BABB [#52]****6'5" 225 LBS 02/14/90****IOWA STATE '13**

>> Transactions: Signed to a 10-day contract on February 28, 2014...Signed to a second 10-day contract on March 11, 2014...Signed to a multi-year contract on March 27, 2014...Waived on September 25, 2014...Signed to a multi-year contract on April 6, 2015...Traded to the Golden State Warriors along with Gerald Wallace in exchange for David Lee on July 27, 2015.

13-14	14	132	8	30	.267	0	0	---	4	13	17	3	13-0	6	0	22	1.6
-------	----	-----	---	----	------	---	---	-----	---	----	----	---	------	---	---	----	-----

Three-Point Field Goals: 6-for-27 (.222).

YEAR	G	MIN	FGM	FGA	PCT	FTM	FTA	PCT	OFF	DEF	TOT	AST	PF-DQ	ST	BL	PTS	AVG
<b>JOHN BACH [#17]</b>																	
<b>6'2"</b>						<b>180 LBS</b>			<b>07/10/24</b>			<b>FORDHAM '48</b>					
48-49	34		34	119	.286	51	75	.680				25	24-1			119	3.5

JOHN BAGLEY [#5]						6'0"		205 LBS		04/23/60		BOSTON COLLEGE '83					
>> Transactions: Acquired from the New Jersey Nets for 1991 and 1993 second round draft choices on October 5, 1989...Became a free agent after the 1992-93 season.																	
89-90	54	1095	100	218	.459	29	39	.744	26	63	89	296	77-0	40	4	230	4.3
90-91	INJURED																
91-92	73	1742	223	506	.441	68	95	.716	38	123	161	480	123-1	57	4	524	7.2
92-93	10	97	9	25	.360	5	6	.833	1	6	7	20	11-0	2	0	23	2.3
TOTALS	137	2934	332	749	.443	102	140	.729	65	192	257	796	211-1	99	8	777	5.7
Three-Point Field Goals: 1989-90, 1-for-18 (.056); 1991-92, 10-for-42 (.238); 1992-93, 0-for-1 (.000). Totals: 11-for-61 (.180).																	

<b>PLAYOFF RECORD</b>																	
89-90	5	70	8	15	.533	3	4	.750	3	1	4	17	9-0	4	1	19	3.8
90-91	INJURED																
91-92	10	308	42	95	.442	26	37	.703	8	19	27	85	17-0	9	1	111	11.1
92-93	0	0	0	0	.000	0	0	.000	0	0	0	0	0-0	0	0	0	0.0
<b>TOTALS</b>	<b>15</b>	<b>378</b>	<b>50</b>	<b>110</b>	<b>.455</b>	<b>29</b>	<b>41</b>	<b>.707</b>	<b>11</b>	<b>20</b>	<b>31</b>	<b>102</b>	<b>26-0</b>	<b>13</b>	<b>2</b>	<b>130</b>	<b>8.7</b>
Three-Point Field Goals: 1989-90, 0-for-1 (.000); 1990-91, None Attempted; 1991-92, 1-for-4 (.250). Totals: 1-for-5 (.200).																	

VIN BAKER [#42]										6'11"		250 LBS		11/23/71		HARTFORD '93			
>> Transactions: Acquired from the Seattle SuperSonics with Shammond Williams for Kenny Anderson, Joseph Forte and Vitaly Potapenko on July 22, 2002...Became a free agent on February 18, 2004.																			
02-03	52	942	99	207	.478	72	107	.673	90	108	198	29	146-1	22	30	270	5.2		
03-04	37	1000	168	333	.505	82	112	.732	76	134	210	54	98-1	22	23	418	11.3		
TOTALS	89	1942	267	540	.494	154	219	.703	166	242	408	83	244-2	44	53	688	7.7		
Three-Point Field Goals: 2002-03, 0 for 4 (.000); 2003-04, 0 for 1 (.000). Totals: 0-for-5 (.000).																			

MARCUS BANKS [#11]					6'2"		200 LBS		11/19/81		UNLV '03						
>> Transactions: Draft rights acquired from the Memphis Grizzlies along with the draft rights to Kendrick Perkins, in exchange for the draft rights to Troy Bell and Dahntay Jones on June 26, 2003...Traded to the Minnesota Timberwolves along with Mark Blount, Ricky Davis and Justin Reed and two conditional second draft choices for Wally Szczerbiak, Michael Olowokandi, Dwayne Jones and a future first round draft choice on January 26, 2006.																	
03-04	81	1385	177	442	.400	99	131	.756	30	103	133	175	171-2	88	13	480	5.9
04-05	81	1145	115	286	.402	121	163	.742	29	97	126	155	146-2	63	13	372	4.6
05-06	18	269	33	80	.413	27	30	.900	4	15	19	32	38-0	7	0	99	5.5
TOTALS	180	2799	325	808	.402	247	324	.762	63	215	278	362	355-4	158	26	951	5.3
Three-Point Field Goals: 2003-04, 27-for-86 (.314); 2004-05, 21-for-59 (.356); 2005-06, 6-for-9 (.316). Totals: 54-for-154 (.350).																	

<b>PLAYOFF RECORD</b>																	
03-04	4	60	7	16	.438	4	4	1.000	1	6	7	7	9-0	2	1	20	5.0
04-05	7	106	13	29	.448	3	6	.500	1	10	11	7	16-0	4	0	32	4.6
<b>TOTALS</b>	<b>11</b>	<b>166</b>	<b>20</b>	<b>45</b>	<b>.444</b>	<b>7</b>	<b>10</b>	<b>.700</b>	<b>2</b>	<b>16</b>	<b>18</b>	<b>14</b>	<b>25-0</b>	<b>6</b>	<b>1</b>	<b>52</b>	<b>4.7</b>
Three-Point Field Goals: 2003-04, 2-for-5 (.400); 2004-05, 3-for-6 (.500). Totals: 5-for-11 (.455).																	

<b>LEANDRO BARBOSA [#12]</b>														<b>6'3"</b>		<b>194 LBS</b>		<b>11/28/82</b>		<b>BRAZIL</b>			
>> Transactions: Signed as a free agent on October 16, 2012...Traded to the Washington Wizards along with Jason Collins in exchange for Jordan Crawford on February 21, 2013.																							
12-13	41	513	83	193	.430	31	41	.756	8	38	46	58	51-0	17	6	215	5.2						
Three-Point Field Goals: 2012-13, 18-for-47 (.383)																							

<b>TOM BARKER [#35]</b>																	
<b>6'11"</b>						<b>230 LBS</b>			<b>03/11/55</b>			<b>HAWAII '76</b>					
>> Transactions: Signed as a free agent on January 19, 1979...Traded to the New York Knicks to complete the earlier trade of Bob McAdoo to Boston for future draft choices on February 14, 1979 (also played 22 games for New York and 3 games for Houston in 1978-79).																	
78-79	12	131	21	48	.438	11	15	.733	12	18	30	6	26-0	4	4	53	4.4

<b>DON BARKSDALE [#7, #17]</b>																	
<b>6'6"</b>						<b>200 LBS</b>			<b>03/31/23 D: 03/18/93</b>			<b>UCLA '47</b>					
53-54	63	1358	156	415	.376	149	225	.662			345	117	213-4			461	7.3
54-55	72	1790	267	699	.382	220	338	.651			545	129	225-7			754	10.5
<b>TOTALS</b>	<b>135</b>	<b>3148</b>	<b>423</b>	<b>1114</b>	<b>.380</b>	<b>369</b>	<b>563</b>	<b>.655</b>			<b>890</b>	<b>246</b>	<b>438-11</b>			<b>1215</b>	<b>9.0</b>

<b>PLAYOFF RECORD</b>																	
53-54	6	106	11	36	.306	8	11	.727			27	7	23-2			30	5.0
54-55	7	122	18	40	.450	18	21	.857			35	10	17-1			54	7.7
<b>TOTALS</b>	<b>13</b>	<b>228</b>	<b>29</b>	<b>76</b>	<b>.382</b>	<b>26</b>	<b>32</b>	<b>813</b>			<b>62</b>	<b>17</b>	<b>40-3</b>			<b>84</b>	<b>6.4</b>

YEAR G MIN FGM FGA PCT FTM FTA PCT OFF DEF TOT AST PF-DQ ST BL PTS AVG

JIM BARNES [#28] 6'8" 240 LBS 04/13/41 D: 09/14/02 TEXAS WESTERN '64

>> Transactions: Sold by the Chicago Bulls to Boston on December 1, 1968 (also played 10 games for Chicago in 1968-69)...Sold to the Baltimore Bullets on October 2, 1970.

68-69	49	595	92	202	455	65	92	.707			194	27	107-2			249	5.1
69-70	77	1049	178	434	410	95	128	.742			350	52	229-4			451	5.9
TOTALS	126	1644	270	636	.425	160	220	.727			544	79	336-6			700	5.6

MARVIN BARNES [#27] 6'9" 225 LBS 07/27/52 D: 09/08/14 PROVIDENCE '74

>> Transactions: Acquired from the San Diego Clippers with Nate Archibald, Billy Knight and future draft choices for Kermit Washington, Kevin Kunnert, Sidney Wicks and the rights to Freeman Williams on August 4, 1978...Waived on February 7, 1979.

78-79	38	796	133	271	.491	43	66	.652	57	120	177	53	144-3	38	39	309	8.1
-------	----	-----	-----	-----	------	----	----	------	----	-----	-----	----	-------	----	----	-----	-----

JIM BARNETT [#11] 6'4" 180 LBS 07/07/44 OREGON '66

>> Transactions: First round draft choice (8<sup>th</sup> pick overall) in 1966 NBA Draft...Selected by the San Diego Clippers in the expansion draft on May 1, 1967.

66-67	48	383	78	211	.370	42	62	.677			53	41	61-0			198	4.1
-------	----	-----	----	-----	------	----	----	------	--	--	----	----	------	--	--	-----	-----

PLAYOFF RECORD

66-67	5	26	6	21	.286	2	2	1.000			4	1	5-0			14	2.8
-------	---	----	---	----	------	---	---	-------	--	--	---	---	-----	--	--	----	-----

ERNIE BARRETT [#23] 6'3" 180 LBS 12/27/29 KANSAS STATE '51

>> Transactions: First round draft choice in 1951 NBA Draft.

53-54	59	641	60	191	.314	14	25	.560			100	55	116-2			134	2.3
55-56	72	1451	207	533	.388	93	118	.788			243	174	184-4			507	7.0
TOTALS	131	2092	267	724	.369	107	143	.748			343	229	300-6			641	4.9

PLAYOFF RECORD

53-54	6	63	3	20	.150	2	2	1.000			6	4	14-0			8	1.3
55-56	3	43	4	13	.308	3	3	1.000			7	4	7-0			11	3.7
TOTALS	9	106	7	33	.212	5	5	1.000			13	8	21-0			19	2.1

DANA BARROS [#11, #13] 5'11" 163 LBS 04/13/67 BOSTON COLLEGE '89

>> Transactions: Signed as an unrestricted free agent on September 22, 1995...Traded to the Dallas Mavericks as part of a four-team deal in which Boston received Robert Pack, John Williams and cash considerations from Dallas and a conditional first-round draft choice from the Utah Jazz, Dallas received Billy Curley from the Golden State Warriors and Howard Eisley from Utah, Utah received Donyell Marshall from Golden State and Bruno Sundov from Dallas, and Golden State received Danny Fortson from Boston and Adam Keefe from Utah on August 16, 2000...Signed for remainder of the season on April 14, 2004.

95-96	80	2328	379	806	.470	130	147	.884	21	171	192	306	116-1	58	3	1038	13.0
96-97	24	708	110	253	.435	37	43	.860	5	43	48	81	34-0	26	6	300	12.5
97-98	80	1686	281	609	.461	122	144	.847	28	125	153	286	124-0	83	6	784	9.8
98-99	50	1156	168	371	.453	64	73	.877	16	89	105	208	64-1	52	5	464	9.3
99-00	72	1139	196	435	.451	66	76	.868	13	86	99	133	80-0	31	4	517	7.2
03-04	1	11	2	3	.667	2	2	1.000	0	0	0	0	2-0	0	0	6	6.0
TOTALS	307	7028	1136	2477	.459	421	485	.868	83	514	597	1014	420-2	250	24	3109	10.1

Three-Point Field Goals: 1995-96, 150-for-368 (.408); 1996-97, 43-for-105 (.410); 1997-98, 100-for-246 (.407); 1998-99, 64-for-160 (.400); 1999-00, 59-for-144 (.410); 2003-04, None Attempted; Totals: 416-for-1023 (.406).

BRANDON BASS [#30] 6'8" 250 LBS 04/30/85 LOUISIANA STATE '05

>> Transactions: Acquired from the Orlando Magic on December 12, 2011 in exchange for Glen Davis and Von Wafer.

11-12	59	1868	303	632	.479	132	163	.810	95	270	365	55	135-1	34	54	738	12.5
12-13	81	2239	286	589	.486	129	150	.860	129	296	425	84	188-1	44	64	701	8.7
13-14	82	2266	352	725	.486	205	239	.858	161	309	470	87	190-0	36	71	911	11.1
14-15	82	1929	344	683	.504	169	214	.790	139	259	398	104	140-0	41	32	866	10.3
TOTALS	304	8302	1285	2629	.489	635	766	.829	524	1134	1658	330	653-2	155	221	3216	10.6

Three-Point Field Goals: 2011-12, None Attempted; 2012-13, 0-for-2 (.000); 2013-14, 2-for-6 (.333); 2014-15, 9-for-32 (.281); Totals 11-for-40 (.275)

PLAYOFF RECORD

11-12	20	608	81	175	.463	59	64	.922	26	79	105	15	50-1	14	10	221	11.1
12-13	6	204	14	29	.483	12	15	.800	8	32	40	7	17-1	2	1	40	6.7
14-15	4	86	7	20	.350	6	10	.600	3	5	8	10	4-0	1	3	20	5.0
TOTALS	40	898	102	224	.455	77	89	.865	37	116	153	32	71-2	17	14	281	7.0

Three-Point Field Goals: 2011-12, None Attempted; 2012-13, None Attempted; 2014-15, None Attempted.

YEAR	G	MIN	FGM	FGA	PCT	FTM	FTA	PCT	OFF	DEF	TOT	AST	PF-DQ	ST	BL	PTS	AVG
------	---	-----	-----	-----	-----	-----	-----	-----	-----	-----	-----	-----	-------	----	----	-----	-----

**TONY BATTIE [#4]****6'11" 240 LBS 02/11/76****TEXAS TECH '98**

>> Transactions: Acquired from the Los Angeles Lakers for Travis Knight on January 21, 1999...Traded with Kedrick Brown and Eric Williams for Ricky Davis, Chris Mihm, Michael Stewart and a second round draft choice on December 15, 2003.

98-99	50	1121	147	283	.519	41	61	.672	96	204	300	53	159-1	29	71	335	6.7
99-00	82	1505	219	459	.477	102	151	.675	152	258	410	63	249-4	47	70	541	6.6
00-01	40	845	108	201	.537	44	69	.638	73	160	233	16	126-3	27	60	260	6.5
01-02	74	1819	211	390	.541	88	130	.677	184	297	481	35	219-3	60	67	510	6.9
02-03	67	1683	199	369	.539	88	118	.746	148	285	433	49	197-2	33	81	487	7.3
03-04	23	501	56	117	.479	23	33	.697	39	79	118	21	55-0	8	20	136	5.9
<b>TOTALS</b>	<b>336</b>	<b>7474</b>	<b>1087</b>	<b>1819</b>	<b>.598</b>	<b>386</b>	<b>562</b>	<b>.687</b>	<b>692</b>	<b>1283</b>	<b>1975</b>	<b>237</b>	<b>1005-13</b>	<b>204</b>	<b>369</b>	<b>2269</b>	<b>6.8</b>

Three-Point Field Goals: 1998-99, 0-for-3 (.000); 1999-00, 1-for-8 (.125); 2000-01, 0-for-3 (.000); 2001-02, 0-for-2 (.000); 2002-03, 1-for-5 (.200); 2003-04, 1-for-1 (1.000). Totals 3-for-22 (.137)

**PLAYOFF RECORD**

01-02	16	443	42	86	.488	13	21	.619	39	82	121	13	51-1	10	30	97	6.1
02-03	10	213	31	55	.564	4	8	.500	13	36	49	5	42-1	4	14	66	6.6
<b>TOTALS</b>	<b>26</b>	<b>656</b>	<b>73</b>	<b>141</b>	<b>.518</b>	<b>17</b>	<b>29</b>	<b>.586</b>	<b>52</b>	<b>118</b>	<b>170</b>	<b>18</b>	<b>93-2</b>	<b>14</b>	<b>44</b>	<b>163</b>	<b>10.2</b>

Three-Point Field Goals: 2001-02, None Attempted; 2002-03, 0-for-3 (.000).

**KENNY BATTLE [#8]****6'6" 210 LBS 10/10/64****ILLINOIS '89**

>> Transactions: Signed to the first of two ten-day contracts on January 8, 1992 (also played 8 games for Golden State in 1991-92)...Signed as a free agent on September 16, 1992...Waived on December 4, 1992.

91-92	8	46	3	4	.750	8	8	1.000	3	6	9	0	4-0	1	0	14	1.8
92-93	3	29	6	13	.462	2	2	1.000	7	4	11	2	2-0	1	0	14	4.7
<b>TOTALS</b>	<b>11</b>	<b>75</b>	<b>9</b>	<b>17</b>	<b>.529</b>	<b>10</b>	<b>10</b>	<b>1.000</b>	<b>10</b>	<b>10</b>	<b>20</b>	<b>2</b>	<b>6-0</b>	<b>2</b>	<b>0</b>	<b>28</b>	<b>2.5</b>

Three-Point Field Goals: 1992-93, 0-for-1 (.000).

**JERRYD BAYLESS [#11]****6'3" 200 LBS 08/20/88****ARIZONA '08**

>> Transactions: Acquired from Memphis as part of a three-team deal that included the Celtics receiving Ryan Gomes from Oklahoma City while the Memphis Grizzlies acquired a 2016 second round draft pick and guard Courtney Lee on January 6, 2014.

13-14	41	1036	158	378	.418	49	61	.803	14	72	86	128	89-0	40	4	416	10.1
-------	----	------	-----	-----	------	----	----	------	----	----	----	-----	------	----	---	-----	------

Three-Point Field Goals: 2013-14: 51-for-129 (.395).

**MOE BECKER [#5]****6'1" 185 LBS****02/24/17 D: 01/09/96****DUQUESNE '41**

46-47	6	5	22	.227	3	4	.750					1	15			13	2.2
-------	---	---	----	------	---	---	------	--	--	--	--	---	----	--	--	----	-----

Also played 17 games for Pittsburgh and 20 for Detroit in 1946-47.

**HANK BEENDERS [#6]****6'6" 185 LBS****06/02/16 D: 10/25/03 LONG ISLAND '42**

48-49	8	6	28	.214	7	9	.778					3	9			19	2.4
-------	---	---	----	------	---	---	------	--	--	--	--	---	---	--	--	----	-----

**BOB BIGELOW [#34, #52]****6'7" 215 LBS 12/26/53****PENN '75**

>> Transactions: Signed as a free agent on February 24, 1978 (also played 1 game for Kansas City in 1977-78)...Released on March 6, 1978...Re-signed on September 15, 1978...Waived on October 3, 1978.

77-78	4	17	3	12	.250	0	0	.000	1	3	4	0	1-0	0	0	6	1.5
-------	---	----	---	----	------	---	---	------	---	---	---	---	-----	---	---	---	-----

**CHAUNCEY BILLUPS [#4]****6'3" 202 LBS 09/25/76****COLORADO '99**

>> Transactions: First round draft choice (3<sup>rd</sup> pick overall) in 1997 NBA Draft...Traded to the Toronto Raptors with Dee Brown, John Thomas and Roy Rogers for Kenny Anderson, Zan Tabak and Popeye Jones on February 18, 1998.

97-98	51	1296	177	454	.390	147	180	.817	40	73	113	217	118-1	77	2	565	11.1
-------	----	------	-----	-----	------	-----	-----	------	----	----	-----	-----	-------	----	---	-----	------

Three-Point Field Goals: 1997-98: 64-for-189 (.339).

**DAVE BING [#44]****6'3" 180 LBS 11/29/43****SYRACUSE '66**

>> Transactions: Signed as a free agent on September 28, 1977...Not re-signed after the 1977 season and retired.

77-78	80	2256	422	940	.449	244	296	.824	76	136	212	300	247-2	79	18	1088	13.6
-------	----	------	-----	-----	------	-----	-----	------	----	-----	-----	-----	-------	----	----	------	------

YEAR G MIN FGM FGA PCT FTM FTA PCT OFF DEF TOT AST PF-DQ ST BL PTS AVG

LARRY BIRD [#33] 6'9" 220 LBS 12/07/56 INDIANA STATE '79

>> Transactions: First round draft choice, as a junior eligible, (6<sup>th</sup> pick overall) in 1978 NBA Draft...Retired after the 1991-92 season.

79-80	82	2955	693	1463	.474	301	360	.836	216	636	852	370	279-4	143	53	1745	21.3
80-81	82	3239	719	1503	.478	283	328	.863	191	704	895	451	239-2	161	63	1741	21.2
81-82	77	2923	711	1414	.503	328	380	.863	200	637	837	447	244-0	143	66	1761	22.9
82-83	79	2982	747	1481	.504	351	418	.840	193	677	870	458	197-0	148	71	1867	23.6
83-84	79	3028	758	1542	.492	374	421	.888	181	615	796	520	197-0	144	69	1908	24.2
84-85	80	3161	918	1760	.522	403	457	.882	164	678	842	531	208-0	129	98	2295	28.7
85-86	82	3113	796	1606	.496	441	492	.896	190	615	805	557	182-0	166	51	2115	25.8
86-87	74	3005	786	1497	.525	414	455	.910	124	558	682	566	185-3	135	70	2076	28.1
87-88	76	2965	881	1672	.527	415	453	.916	108	595	703	467	157-0	125	57	2275	29.9
88-89	6	189	49	104	.471	18	19	.947	1	36	37	29	18-0	6	5	116	19.3
89-90	75	2944	718	1517	.473	319	343	.930	90	622	712	562	173-2	106	61	1820	24.3
90-91	60	2277	462	1017	.454	163	183	.891	53	456	509	431	118-0	108	58	1164	19.4
91-92	45	1662	353	758	.466	150	162	.926	46	388	434	306	82-0	42	33	908	20.2
TOTALS	897	34443	8591	17334	.496	3960	4471	.886	1757	7217	8974	5695	2279-11	1556	755	21791	24.3

Three-Point Field Goals: 1979-80, 58-for-143 (.406); 1980-81, 20-for-74 (.270); 1981-82, 11-for-52 (.212); 1982-83, 22-for-77 (.286); 1983-84, 18-for-73 (.247); 1984-85, 56-for-151 (.427); 1985-86, 82-for-194 (.423); 1986-87, 90-for-225 (.400); 1987-88, 98-for-237 (.414); 1988-89, None Attempted; 1989-90, 65-for-195 (.333); 1990-91, 77-for-198 (.389); 1991-92, 52-for-128 (.406); Totals: 649-for-1727 (.376).

PLAYOFF RECORD

79-80	9	372	83	177	.469	22	25	.880	22	79	101	42	30-0	14	8	192	21.3
80-81	17	750	147	313	.470	76	85	.894	49	189	238	103	53-0	39	17	373	21.9
81-82	12	490	88	206	.427	37	45	.822	33	117	150	67	43-0	23	17	214	17.8
82-83	6	240	49	116	.422	24	29	.828	20	55	75	41	15-0	13	3	123	20.5
83-84	23	961	229	437	.524	167	190	.879	62	190	252	136	71-0	54	27	632	27.5
84-85	20	815	196	425	.461	121	136	.890	53	129	182	115	54-0	34	19	520	26.0
85-86	18	770	171	331	.517	101	109	.927	34	134	168	148	55-0	37	11	466	25.9
86-87	23	1015	216	454	.476	176	193	.912	41	190	231	165	55-1	27	19	622	27.0
87-88	17	763	152	338	.450	101	113	.894	29	121	150	115	45-0	36	14	417	24.5
88-89	0																
89-90	5	207	44	99	.444	29	32	.906	7	39	46	44	10-0	5	5	122	24.4
90-91	10	396	62	152	.408	44	51	.863	8	64	72	65	28-0	13	3	171	17.1
91-92	4	107	21	42	.500	3	4	.750	2	16	18	21	7-0	1	2	45	11.3
TOTALS	164	6886	1458	3090	.472	901	1012	.890	360	1323	1683	1062	466-1	296	145	3897	23.8

Three-Point Field Goals: 1979-80, 4-for-15 (.267); 1980-81, 3-for-8 (.375); 1981-82, 1-for-6 (.167); 1982-83, 1-for-4 (.250); 1983-84, 7-for-17 (.412); 1984-85, 7-for-25 (.280); 1985-86, 23-for-56 (.411); 1986-87, 14-for-41 (.341); 1987-88, 12-for-32 (.375); 1988-89, None Attempted; 1989-90, 5-for-19 (.263); 1990-91, 3-for-21 (.143); 1991-92, 0-for-5 (.000). Totals: 80-for-249 (.321).

OTIS BIRDSONG [#12] 6'3" 195 LBS 12/09/55 HOUSTON '77

>> Transactions: Signed to a ten-day contract on March 29, 1989...Re-signed on April 10, 1989 for the remainder for the season.

88-89	13	108	18	36	.500	0	2	.000	4	9	13	9	10-0	3	1	37	2.8
-------	----	-----	----	----	------	---	---	------	---	---	----	---	------	---	---	----	-----

Three-Point Field Goals: 1988-89, 1-for-3 (.333).

PLAYOFF RECORD

88-89	3	20	1	5	.200	0	0	.000	0	2	2	1	3-0	1	1	2	0.7
-------	---	----	---	---	------	---	---	------	---	---	---	---	-----	---	---	---	-----

Three-Point Field Goals: 1988-89, 0-for-2 (.000).

JAMES BLACKWELL [#8] 6'0" 190 LBS 02/25/68 DARTMOUTH '91

>> Transactions: Signed to first of two consecutive ten-day contracts on February 28, 1995...Contract was not renewed after second ten-day contract expired on March 19, 1995 (also played 4 games for Charlotte in 1994-95).

94-95	9	61	6	10	.600	2	3	.667	2	6	8	6	7-0	3	0	14	1.6
-------	---	----	---	----	------	---	---	------	---	---	---	---	-----	---	---	----	-----

Three-Point Field Goals: None Attempted.

MEYER BLOOM [#10] 6'6" 190 LBS 01/14/15 D: 1993 TEMPLE

47-48	14		46	169	.272	37	57	.649				14	37			129	9.2
-------	----	--	----	-----	------	----	----	------	--	--	--	----	----	--	--	-----	-----

PLAYOFF RECORD

47-48	3		11	42	.262	14	19	.737				2	10			36	12.0
-------	---	--	----	----	------	----	----	------	--	--	--	---	----	--	--	----	------

Also played 34 games for Baltimore in 1947-48.

YEAR	G	MIN	FGM	FGA	PCT	FTM	FTA	PCT	OFF	DEF	TOT	AST	PF-DQ	ST	BL	PTS	AVG
------	---	-----	-----	-----	-----	-----	-----	-----	-----	-----	-----	-----	-------	----	----	-----	-----

**MARK BLOUNT [#30]****7'0"****250 LBS****11/30/75****PITTSBURGH '97**

>> Transactions: Acquired from the Denver Nuggets, along with Mark Bryant, in exchange for Shammond Williams, a 2003 Second Round draft choice and cash on February 20, 2003...Traded to the Minnesota Timberwolves along with Marcus Banks, Ricky Davis and Justin Reed and two conditional second draft choices for Wally Szczerbiak, Michael Olowokandi, Dwayne Jones and a future first round draft choice on January 26, 2006.

00-01	64	1098	101	200	.505	46	66	.697	97	134	231	32	183-0	39	76	248	3.9
01-02	44	415	32	76	.421	30	37	.811	26	59	85	10	59-0	16	19	94	2.1
02-03	27	518	45	80	.563	30	40	.750	49	76	125	21	75-1	20	17	120	4.4
03-04	82	2402	342	604	.566	159	221	.719	207	382	589	75	253-4	80	106	843	10.3
04-05	82	2130	327	618	.529	117	164	.713	143	254	397	129	229-4	33	64	771	9.4
05-06	39	1083	194	380	.511	97	127	.764	36	126	162	66	107-3	15	36	485	12.4
<b>TOTALS</b>	<b>338</b>	<b>7646</b>	<b>1041</b>	<b>1958</b>	<b>.532</b>	<b>479</b>	<b>655</b>	<b>.731</b>	<b>558</b>	<b>1031</b>	<b>1589</b>	<b>333</b>	<b>906-12</b>	<b>203</b>	<b>318</b>	<b>2561</b>	<b>7.6</b>

Three-Point Field Goals: 2004-05, 0-for-1 (.000)

**PLAYOFF RECORD**

01-02	4	39	2	4	.500	2	2	1.000	3	4	7	1	7-0	2	2	6	1.5
02-03	10	144	12	22	.545	7	10	.700	12	24	36	2	20-0	11	8	31	3.1
03-04	4	145	17	35	.486	14	19	.737	10	27	37	4	17-0	6	8	48	12.0
04-05	4	43	4	14	.286	0	2	.000	3	3	6	1	6-0	0	0	8	2.0
<b>TOTALS</b>	<b>22</b>	<b>371</b>	<b>35</b>	<b>75</b>	<b>.467</b>	<b>23</b>	<b>33</b>	<b>.697</b>	<b>28</b>	<b>58</b>	<b>86</b>	<b>8</b>	<b>50-0</b>	<b>19</b>	<b>18</b>	<b>93</b>	<b>4.2</b>

Three-Point Field Goals: None Attempted.

**VANDER BLUE [#13]****6'4"****200 LBS****07/17/92****MARQUETTE '13**

>> Transaction: Signed to a 10-day contract on January 22, 2014...Contract was not renewed after initial 10-day expired.

13-14	3	15	2	4	.500	1	5	.200	0	3	3	1	1-0	0	0	5	1.7
-------	---	----	---	---	------	---	---	------	---	---	---	---	-----	---	---	---	-----

Three-Point Field Goals: 2013-14, 0-for-1 (.000).

**KEITH BOGANS [#4]****6'5"****215 LBS****05/12/80****KENTUCKY '03**

>> Transactions: Acquired from Brooklyn along with Gerald Wallace, MarShon Brooks, Kris Humphries, Kris Joseph, three future first round draft choices and the option to swap first round picks in 2017 in exchange for Paul Pierce, Kevin Garnett, Jason Terry and D.J. White on July 12, 2013...Traded to Cleveland along with two future conditional Sacramento second round picks in exchange for forwards Dwight Powell, Erik Murphy and Malcolm Thomas, guard John Lucas III, two second round draft picks and a trade exception on September 25, 2014.

13-14	6	55	3	6	.500	0	0	---	0	3	3	3	2-0	1	0	12	2.0
-------	---	----	---	---	------	---	---	-----	---	---	---	---	-----	---	---	----	-----

Three-Point Field Goals: 3-for-6 (.500).

**RON BONHAM [#21]****6'5"****200 LBS****05/31/42****CINCINNATI '64**

>> Transactions: Second round draft choice (16<sup>th</sup> pick overall) in 1964 NBA Draft...Selected by the Chicago Bulls in the expansion draft on April 30, 1966.

64-65	37	369	91	220	.414	92	112	.821			78	19	33-0			274	7.4
65-66	39	312	76	207	.367	52	61	.852			35	11	29-0			204	5.2
<b>TOTALS</b>	<b>76</b>	<b>681</b>	<b>167</b>	<b>427</b>	<b>.390</b>	<b>144</b>	<b>173</b>	<b>.836</b>			<b>113</b>	<b>30</b>	<b>62-0</b>			<b>478</b>	<b>6.3</b>

**PLAYOFF RECORD**

64-65	4	13	5	12	.417	4	5	.800			1	0	1-0			14	3.5
65-66	5	16	7	11	.636	3	9	.333			3	0	2-0			17	3.4
<b>TOTALS</b>	<b>9</b>	<b>29</b>	<b>12</b>	<b>23</b>	<b>.522</b>	<b>7</b>	<b>14</b>	<b>.500</b>			<b>4</b>	<b>0</b>	<b>3-0</b>			<b>31</b>	<b>3.4</b>

**TOM BOSWELL [#31]****6'9"****225 LBS****10/02/53****SOUTH CAROLINA STATE '75**

>> Transactions: First round draft choice (17<sup>th</sup> pick overall) in 1975 NBA Draft...Completed contract with Boston; signed by Denver Nuggets as a veteran free agent on September 8, 1978...Boston received a future draft choice as compensation.

75-76	35	275	41	93	.441	14	24	.583	26	45	71	16	70-1	2	1	96	2.7
76-77	70	1083	175	340	.515	96	135	.711	111	195	306	85	237-9	27	8	446	6.4
77-78	65	1149	185	357	.518	93	123	.756	117	171	288	71	204-5	25	14	463	7.1
<b>TOTALS</b>	<b>170</b>	<b>2507</b>	<b>401</b>	<b>790</b>	<b>.508</b>	<b>203</b>	<b>282</b>	<b>.720</b>	<b>254</b>	<b>411</b>	<b>665</b>	<b>172</b>	<b>511-15</b>	<b>54</b>	<b>23</b>	<b>1005</b>	<b>5.9</b>

**PLAYOFF RECORD**

75-76	3	3	1	2	.500	0	0	.000	0	1	1	0	2-0	0	0	2	0.7
76-77	9	81	8	18	.444	4	6	.667	10	10	20	7	18-0	1	0	20	2.2
<b>TOTALS</b>	<b>12</b>	<b>84</b>	<b>9</b>	<b>20</b>	<b>.450</b>	<b>4</b>	<b>6</b>	<b>.667</b>	<b>10</b>	<b>11</b>	<b>21</b>	<b>7</b>	<b>20-0</b>	<b>1</b>	<b>0</b>	<b>22</b>	<b>1.8</b>

YEAR G MIN FGM FGA PCT FTM FTA PCT OFF DEF TOT AST PF-DQ ST BL PTS AVG

BRUCE BOWEN [#12] 6'7" 200 LBS 06/14/71 CAL-STATE FULLERTON '93

>> Transactions: Signed as a free agent on July 28, 1997...Signed as a free agent by the Philadelphia 76ers on September 16, 1999.

97-98	61	1305	122	298	.409	76	122	.623	79	95	174	81	174-0	87	29	340	5.6
98-99	30	494	26	93	.280	11	24	.458	15	37	52	28	51-2	21	9	70	2.3
TOTALS	91	1799	148	391	.379	87	146	.596	94	132	226	109	235-2	108	39	410	4.5

Three-Point Field Goals: 1997-98, 20-for-59 (.339); 1998-99, 7-for-26 (.269). Totals: 27-for-85 (.318).

HARRY BOYKOFF [#24] 6'10" 227 LBS 07/24/22 D: 02/20/01 ST. JOHN'S '47

50-51

Also played for Tri-Cities in 1950-51. Games played for Boston were not recorded.

CHARLES BRADLEY [#35] 6'5" 215 LBS 05/16/59 WYOMING '81

>> Transactions: First round draft choice (23<sup>rd</sup> pick overall) in 1981 NBA Draft...Waived on October 21, 1983.

81-82	51	339	55	122	.451	42	62	.677	12	26	38	22	61-0	14	6	152	3.0
82-83	51	532	69	176	.392	46	90	.511	30	48	78	28	84-0	32	27	184	3.6
TOTALS	102	871	124	298	.416	88	152	.579	42	74	116	50	145-0	46	33	336	3.3

Three-Point Field Goals: 1981-82, 0-for-1 (.000); 1982-83, 0-for-3 (.000). Totals: 0-for-4 (.000).

PLAYOFF RECORD

81-82	7	18	2	8	.250	0	2	.000	1	4	5	1	6-0	1	0	4	0.6
82-83	2	4	0	0	.000	0	0	.000	0	0	0	0	0-0	0	0	0	0.0
TOTALS	9	22	2	8	.250	0	2	.000	1	4	5	1	6-0	1	0	4	0.4

Three-Point Field Goals: None Attempted.

BOB BRANNUM [#18] 6'5" 235 LBS 05/28/26 D: 02/05/05 KENTUCKY/MICHIGAN STATE

>> Transactions: Purchased from Sheboygan (NBPL) during 1950-51 season.

51-52	66	1324	149	404	.369	107	171	.626				406	76	235-9		405	6.1
52-53	71	1900	188	541	.348	110	185	.595				537	147	287-17		486	6.8
53-54	71	1729	140	453	.309	129	206	.626				509	144	280-10		409	5.8
54-55	71	1623	176	465	.378	90	127	.709				492	127	232-6		442	6.2
TOTALS	279	6576	653	1863	.351	436	689	.633				1944	494	1034-42		1742	6.2

PLAYOFF RECORD

51-52	3	48	4	12	.333	1	6	.167				10	3	16-2		9	3.0
52-53	6	83	12	23	.522	7	11	.636				21	10	23-2		31	5.2
53-54	6	136	11	38	.289	6	11	.545				45	10	29-2		28	4.7
54-55	7	225	26	61	.426	11	19	.579				79	13	32-2		63	9.0
TOTALS	22	492	53	134	.396	25	47	.532				155	36	100-8		131	5.6

CARL BRAUN [#4] 6'5" 180 LBS 09/25/27 D: 02/10/10 COLGATE '49

61-62	48	414	78	207	.377	20	27	.741				50	71	49-0		176	3.7
-------	----	-----	----	-----	------	----	----	------	--	--	--	----	----	------	--	-----	-----

PLAYOFF RECORD

61-62	6	42	11	28	.393	3	4	.750				7	2	3-0		25	4.2
-------	---	----	----	----	------	---	---	------	--	--	--	---	---	-----	--	----	-----

J.R. BREMER [#9] 6'2" 185 LBS 09/19/80 ST. BONAVENTURE '02

>> Transactions: Signed as a free agent on July 17, 2002...Traded to the Cleveland Cavaliers with Bruno Sundov and a conditional second-round draft choice in exchange for Jumaane Jones on July 29, 2003.

02-03	64	1503	171	464	.369	85	111	.766	18	127	145	164	80-1	38	3	528	8.3
-------	----	------	-----	-----	------	----	-----	------	----	-----	-----	-----	------	----	---	-----	-----

Three-Point Field Goals: 2002-03, 101-for-286 (.353).

PLAYOFF RECORD

02-03	10	147	16	56	.286	7	8	.875	0	15	15	12	12-0	3	0	47	4.7
-------	----	-----	----	----	------	---	---	------	---	----	----	----	------	---	---	----	-----

Three-Point Field Goals: 2002-03, 8-for-32 (.250).

FRANK BRICKOWSKI [#34] 6'9" 248 LBS 08/14/59 PENN STATE '81

>> Transactions: Signed as a free agent on August 1, 1996...Rights were renounced on July 7, 1997.

96-97	17	255	32	73	.438	10	14	.714	6	28	34	15	42-1	5	4	81	4.8
-------	----	-----	----	----	------	----	----	------	---	----	----	----	------	---	---	----	-----

Three-Point Field Goals: 1996-97, 7-for-20 (.350).

AL BRIGHTMAN [#8] 6'2" 195 LBS 09/22/23 D: 06/10/92 MORRIS HARVEY/LING BOH STATE '59

46-47	58		223	870	.256	121	193	.627				60	115			567	9.8
-------	----	--	-----	-----	------	-----	-----	------	--	--	--	----	-----	--	--	-----	-----



YEAR	G	MIN	FGM	FGA	PCT	FTM	FTA	PCT	OFF	DEF	TOT	AST	PF-DQ	ST	BL	PTS	AVG
------	---	-----	-----	-----	-----	-----	-----	-----	-----	-----	-----	-----	-------	----	----	-----	-----

### MARSHON BROOKS [#12] 6'5" 200 LBS 01/26/89 PROVIDENCE '11

>> Transactions: Acquired from Brooklyn along with Gerald Wallace, Keith Bogans, Kris Humphries, Kris Joseph, three future first round draft picks and the right to swap first round picks in 2017 in exchange for Paul Pierce, Kevin Garnett, Jason Terry and D.J. White on July 12, 2013...Traded to the Golden State Warriors as part of a three-team trade along with Jordan Crawford in which Boston acquired Joel Anthony and a future Philadelphia first round pick, a 2016 second round pick from Miami and cash considerations while Miami acquired Toney Douglas on January 15, 2014.

13-14	10	73	9	24	.375	11	14	.786	1	18	19	4	5-0	1	1	31	3.1
-------	----	----	---	----	------	----	----	------	---	----	----	---	-----	---	---	----	-----

Three-Point Field Goals: 2013-14, 2-for-4 (.500).

### DEE BROWN [#7] 6'2" 185 LBS 11/29/68 JACKSONVILLE '90

>> Transactions: First round draft choice (9<sup>th</sup> pick overall) in 1990 NBA Draft...Traded to the Toronto Raptors with Chauncey Billups, John Thomas and Roy Rogers for Kenny Anderson, Zan Tabak and Popeye Jones on February 18, 1998.

90-91	82	1945	284	612	.464	137	157	.873	41	141	182	344	161-0	83	14	712	8.7
91-92	31	883	149	350	.426	60	78	.769	15	64	79	164	74-0	33	7	363	11.7
92-93	80	2254	328	701	.468	192	242	.793	45	201	246	461	203-2	138	32	874	10.9
93-94	77	2867	490	1021	.480	182	219	.831	63	237	300	347	207-3	156	47	1192	15.5
94-95	79	2792	457	977	.447	236	277	.852	63	186	249	301	181-0	110	49	1236	15.6
95-96	65	1591	246	616	.399	135	158	.854	36	100	136	146	119-0	80	12	695	10.7
96-97	21	522	61	166	.367	18	22	.818	8	40	48	67	45-0	31	7	160	7.6
97-98	41	811	109	255	.427	19	28	.679	10	52	62	53	76-1	44	6	280	6.8
<b>TOTALS</b>	<b>476</b>	<b>13665</b>	<b>2104</b>	<b>4698</b>	<b>.448</b>	<b>979</b>	<b>1181</b>	<b>.829</b>	<b>281</b>	<b>1021</b>	<b>1302</b>	<b>1883</b>	<b>1066-6</b>	<b>675</b>	<b>174</b>	<b>5512</b>	<b>11.6</b>

Three-Point Field Goals: 1990-91, 7-for-34 (.206); 1991-92, 5-for-22 (.227); 1992-93, 26-for-82 (.317); 1993-94, 30-for-96 (.313); 1994-95, 126-for-327 (.385); 1995-96, 68-for-220 (.309); 1996-97, 20-for-65 (.308); 1997-98, 43-for-113 (.381). Totals: 325-for-959 (.339).

#### PLAYOFF RECORD

90-91	11	284	53	108	.491	28	34	.824	9	36	45	41	32-0	11	6	134	12.2
91-92	6	120	22	44	.500	4	6	.667	3	9	12	31	16-2	1	4	48	8.0
92-93	4	133	15	41	.366	14	14	1.000	2	4	6	15	11-0	2	4	45	11.3
94-95	4	172	26	62	.419	14	16	.875	6	14	20	19	12-0	5	1	75	18.8
<b>TOTALS</b>	<b>25</b>	<b>709</b>	<b>116</b>	<b>255</b>	<b>.455</b>	<b>60</b>	<b>70</b>	<b>.857</b>	<b>20</b>	<b>63</b>	<b>83</b>	<b>106</b>	<b>71-2</b>	<b>19</b>	<b>15</b>	<b>302</b>	<b>12.1</b>

Three-Point Field Goals: 1990-91, 0-for-5 (.000); 1991-92, 0-for-3 (.000); 1992-93, 1-for-7 (.143); 1994-95, 9-for-26 (.346). Totals: 10-for-41 (.244).

### KEDRICK BROWN [#5] 6'7" 222 LBS 03/18/81 OKALOOSA-WALTON CC '03

>> Transactions: First round draft choice (1<sup>st</sup> pick overall) in 2001 NBA Draft...Traded to Cleveland with Tony Battie and Eric Williams for Ricky Davis, Chris Mihm, Michael Stewart and a second round draft choice on December 15, 2003.

01-02	29	245	23	70	.329	12	20	.600	11	39	50	15	18-0	18	7	63	2.2
02-03	51	666	61	171	.375	20	32	.625	45	95	140	20	68-0	34	13	145	2.8
03-04	21	408	45	99	.455	8	13	.615	18	50	68	25	38-1	17	2	110	5.2
<b>TOTALS</b>	<b>101</b>	<b>1319</b>	<b>129</b>	<b>340</b>	<b>.379</b>	<b>40</b>	<b>65</b>	<b>.615</b>	<b>74</b>	<b>184</b>	<b>258</b>	<b>60</b>	<b>124-1</b>	<b>69</b>	<b>22</b>	<b>318</b>	<b>3.1</b>

Three-Point Field Goals: 2001-02, 5-for-27 (.185); 2002-03, 3-for-39 (.077); 2004-04, 12-for-32 (.375). Totals: 20-for-98 (.198).

#### PLAYOFF RECORD

01-02	2	3	2	2	1.000	0	0	.000	0	0	0	0	0-0	0	1	5	2.5
02-03	3	11	1	4	.250	1	2	.500	2	0	2	0	0-0	1	0	3	1.0
<b>TOTALS</b>	<b>5</b>	<b>14</b>	<b>3</b>	<b>6</b>	<b>.500</b>	<b>1</b>	<b>2</b>	<b>.500</b>	<b>2</b>	<b>0</b>	<b>2</b>	<b>0</b>	<b>0-0</b>	<b>1</b>	<b>1</b>	<b>8</b>	<b>1.6</b>

Three-Point Field Goals: 2001-02, 1-for-1 (.000); 2002-03, None Attempted; Totals: 1-for-1 (.000).

### P.J. BROWN [#93] 6'11" 239 LBS 10/14/69 LOUISIANA TECH '93

>> Transactions: Signed as a free agent on February 27, 2008.

07-08	18	209	14	41	.341	11	16	.688	29	39	68	10	29-0	5	8	39	2.2
-------	----	-----	----	----	------	----	----	------	----	----	----	----	------	---	---	----	-----

Three-Point Field Goals: 2007-08, 0-for-1 (.000).

#### PLAYOFF RECORD

07-08	25	341	26	56	.464	21	25	.840	18	41	59	12	58-0	5	10	73	2.9
-------	----	-----	----	----	------	----	----	------	----	----	----	----	------	---	----	----	-----

Three-Point Field Goals: 2007-08, 0-for-1 (.000).

### RANDY BROWN [#11] 6'2" 190 LBS 05/22/68 NEW MEXICO STATE '91

>> Transactions: Signed as a free agent on August 3, 2000...Traded with Joe Johnson, Mill Palacio and a 2002 first-round draft choice to the Phoenix Suns for Tony Delk and Rodney Rogers on February 20, 2002.

00-01	54	1238	100	237	.422	23	40	.575	23	76	99	154	132-1	62	10	223	4.1
01-02	1	6	0	1	.000	0	0	.000	0	0	0	2	1-0	0	1	0	0.0
<b>TOTALS</b>	<b>55</b>	<b>1244</b>	<b>100</b>	<b>238</b>	<b>.420</b>	<b>23</b>	<b>40</b>	<b>.575</b>	<b>23</b>	<b>76</b>	<b>99</b>	<b>156</b>	<b>133-1</b>	<b>62</b>	<b>11</b>	<b>223</b>	<b>4.1</b>

Three-Point Field Goals: 2000-01, 0-for-3 (.000); 2001-02, None Attempted; Totals: 0-for-3 (.000).

YEAR G MIN FGM FGA PCT FTM FTA PCT OFF DEF TOT AST PF-DQ ST BL PTS AVG

RICK BRUNSON [#40] 6'4" 200 LBS 06/14/72 TEMPLE '95

>> Transactions: Signed as a free agent on November 6, 2000...Placed on waivers on November 21, 2000.

00-01	7	142	10	35	.286	4	9	.444	2	7	9	24	16-0	7	1	26	3.7
Three-Point Field Goals: 2000-01, 2-for-11 (.182).																	

EMMETTE BRYANT [#7] 6'1" 175 LBS 11/04/38 DEPAUL '64

>> Transactions: Acquired from the Phoenix Suns for a second round draft choice on August 22, 1968...Selected by the Buffalo Braves in the expansion draft on May 11, 1970.

68-69	80	1388	197	488	.404	65	100	.650			192	176	264-9			459	5.7
69-70	71	1617	210	520	.404	135	181	.746			269	231	201-5			555	7.8
TOTALS	151	3005	407	1008	.404	200	281	.712			461	407	465-14			1014	6.7

PLAYOFF RECORD

68-69	18	607	79	193	.409	40	53	.755			88	54	75-0			198	11.0
-------	----	-----	----	-----	------	----	----	------	--	--	----	----	------	--	--	-----	------

MARK BRYANT [#11] 6'9" 250 LBS 04/25/65 SETON HALL '88

>> Transactions: Acquired from the Denver Nuggets along with Mark Blount for Shammond Williams, a 2003 second-round draft choice and cash on February 20, 2003...Completed contract and was not re-signed.

02-03	2	9	0	1	.000	0	0	.000	0	2	2	1	2-0	0	0	0	0.0
Three-Point Field Goals: 2002-03, None Attempted.																	

PLAYOFF RECORD

02-03	1	2	0	0	.000	0	0	.000	0	0	0	0	0-0	0	0	0	0.0
-------	---	---	---	---	------	---	---	------	---	---	---	---	-----	---	---	---	-----

Three-Point Field Goals: 2002-03, None Attempted.

QUINN BUCKNER [#28] 6'3" 190 LBS 08/20/54 INDIANA '76

>> Transactions: Acquired from the Milwaukee Bucks for Dave Cowens on September 9, 1982...Traded to the Indiana Pacers for a future second round draft choice on September 3, 1985.

82-83	72	1565	248	561	.442	74	117	.632	62	125	187	275	195-2	108	5	570	7.9
83-84	79	1249	138	323	.427	48	74	.649	41	96	137	214	187-0	84	3	324	4.1
84-85	75	858	74	193	.383	32	50	.640	26	61	87	148	142-0	63	2	180	2.4
TOTALS	226	3672	460	1077	.427	154	241	.639	129	282	411	637	524-2	255	10	1074	4.8

Three-Point Field Goals: 1982-83, 0-for-4 (.000); 1983-84, 0-for-6 (.000); 1984-85, 0-for-1 (.000). Totals: 0-for-11 (.000).

PLAYOFF RECORD

82-83	7	98	16	37	.432	0	2	.000	1	9	10	2	18-1	1	0	32	4.6
83-84	23	268	32	79	.405	12	22	.545	12	23	35	28	52-0	13	0	76	3.3
84-85	15	86	13	22	.591	5	8	.625	2	5	7	12	24-0	6	0	31	2.1
TOTALS	45	452	61	138	.442	17	32	.531	15	37	52	42	94-1	20	0	139	3.1

Three-Point Field Goals: 1982-83, 0-for-2 (.000); 1983-84, 0-for-1 (.000). Totals: 0-for-3 (.000).

JUNIOR BURROUGH [#5] 6'8" 242 LBS 01/18/73 VIRGINIA '95

>> Transactions: Second round draft choice (33<sup>rd</sup> pick overall) in 1995...Elected to play overseas in August, 1995.

95-96	61	496	64	170	.376	61	93	.656	45	64	109	15	74-0	15	10	189	3.1
Three-Point Field Goals: 1995-96, None Attempted.																	

ELBERT "AL" BUTLER [#9] 6'2" 175 LBS 07/09/38 D: 07/12/00 NIAGARA '61

61-62	5	47	13	29	.448	5					13	4				31	6.2
-------	---	----	----	----	------	---	--	--	--	--	----	---	--	--	--	----	-----

Also played 54 games for New York in 1961-62.

RICK CARLISLE [#34] 6'5" 207 LBS 10/27/59 MAINE/VIRGINIA '84

>> Transactions: Third round draft choice (70<sup>th</sup> pick overall) in 1984...Waived on November 7, 1987.

84-85	38	179	26	67	.388	15	17	.882	8	13	21	25	21-0	3	0	67	1.8
85-86	77	760	92	189	.487	15	23	.652	22	55	77	104	92-1	19	4	199	2.6
86-87	42	297	30	92	.326	15	20	.750	8	22	30	35	28-0	8	0	80	1.9
TOTALS	157	1236	148	348	.425	45	60	.750	38	90	128	164	141-1	30	4	346	2.2

Three-Point Field Goals: 1984-85, 0-for-2 (.000); 1985-86, 0-for-10 (.000); 1986-87, 5-for-16 (.313); Totals: 5-for-28 (.176).

PLAYOFF RECORD

84-85	INJURED																
85-86	10	54	8	15	.533	3	4	.750	3	2	5	8	9-0	2	0	19	1.9
86-87	INJURED																
TOTALS	10	54	8	15	.533	3	4	.750	3	2	5	8	9-0	2	0	19	1.9

Three-Point Field Goals: Totals: None Attempted.

YEAR	G	MIN	FGM	FGA	PCT	FTM	FTA	PCT	OFF	DEF	TOT	AST	PF-DQ	ST	BL	PTS	AVG
------	---	-----	-----	-----	-----	-----	-----	-----	-----	-----	-----	-----	-------	----	----	-----	-----

**CHRIS CARR [#43]****6'6" 220 LBS 03/12/74****SO. ILLINOIS '95**

&gt;&gt; Transactions: Signed as a free agent on August 21, 2000...Not re-signed as a free agent on July 1, 2001.

00-01	35	309	53	112	.473	46	60	.767	11	33	44	11	45-1	4	3	169	4.8
-------	----	-----	----	-----	------	----	----	------	----	----	----	----	------	---	---	-----	-----

Three-Point Field Goals: 2000-01, 17-for-37 (.459).

**MICHAEL LEON CARR [#30]****6'6" 210 LBS 01/09/51****GUILFORD '73**

&gt;&gt; Transactions: Signed as a free agent on October 15, 1974...Signed as a veteran free agent on July 24, 1979...Detroit received Bob McAdoo and Boston received two 1980 first round draft choices to complete compensation on September 6, 1979...Retired after the 1984-85 season.

79-80	82	1994	362	763	.474	178	241	.739	106	224	330	156	214-1	120	36	914	11.1
80-81	41	655	97	216	.449	53	67	.791	26	57	83	56	74-0	30	18	248	6.0
81-82	56	1296	184	409	.450	82	116	.707	56	94	150	128	136-2	67	21	455	8.1
82-83	77	883	135	315	.429	60	81	.741	51	86	137	71	140-0	48	10	333	4.3
83-84	60	585	70	171	.409	42	48	.875	26	49	75	49	67-0	17	4	185	3.1
84-85	47	397	62	149	.416	17	17	1.000	21	22	43	24	44-0	21	6	150	3.2
<b>TOTALS</b>	<b>363</b>	<b>5810</b>	<b>910</b>	<b>2023</b>	<b>.450</b>	<b>432</b>	<b>570</b>	<b>.758</b>	<b>196</b>	<b>532</b>	<b>818</b>	<b>484</b>	<b>675-3</b>	<b>303</b>	<b>95</b>	<b>2285</b>	<b>6.3</b>

Three-Point Field Goals: 1979-80, 2-for-4 (.500); 1980-81, 0-for-4 (.000); 1981-82, 5-for-17 (.294); 1982-83, 3-for-19 (.158); 1983-84, 3-for-15 (.200); 1984-85, 9-for-23 (.391). Totals: 33-for-129 (.256).

**PLAYOFF RECORD**

79-80	9	172	32	80	.400	16	24	.667	14	19	33	11	20-0	6	1	82	9.1
80-81	17	288	42	101	.416	18	24	.750	8	17	25	14	32-0	10	6	102	6.0
81-82	12	305	37	105	.352	15	23	.652	21	22	43	28	30-0	11	0	89	7.4
82-83	3	22	2	8	.250	2	2	1.000	1	0	1	0	3-0	0	2	6	2.0
83-84	16	82	13	32	.406	10	11	.909	5	3	8	4	13-0	7	0	38	2.4
84-85	7	24	4	15	.267	0	0	.000	1	1	2	1	4-0	1	0	9	1.3
<b>TOTALS</b>	<b>64</b>	<b>893</b>	<b>129</b>	<b>341</b>	<b>.378</b>	<b>61</b>	<b>84</b>	<b>.726</b>	<b>50</b>	<b>62</b>	<b>112</b>	<b>58</b>	<b>102-0</b>	<b>35</b>	<b>9</b>	<b>326</b>	<b>5.1</b>

Three-Point Field Goals: 1979-80, 2-for-5 (.400); 1980-81, 0-for-4 (.000); 1981-82, 0-for-4 (.000); 1982-83, 0-for-1 (.000); 1983-84, 2-for-6 (.333); 1984-85, 1-for-2 (.500). Totals 5-for-22 (.227).

**SAM CASSELL [#28]****6'3" 193 LBS 11/18/69****FLORIDA STATE**

&gt;&gt; Transactions: Signed as a free agent on March 4, 2008...Traded to Sacramento with cash considerations for a future conditional second round pick on February 17, 2009.

07-08	17	299	50	130	.385	21	25	.840	5	26	31	35	29-0	9	3	130	7.6
-------	----	-----	----	-----	------	----	----	------	---	----	----	----	------	---	---	-----	-----

Three-Point Field Goals: 2007-08, 9-for-22 (.409).

**PLAYOFF RECORD**

07-08	21	264	37	111	.333	14	17	.824	2	13	15	25	30-0	8	1	99	4.5
-------	----	-----	----	-----	------	----	----	------	---	----	----	----	------	---	---	----	-----

Three-Point Field Goals: 2008-09, 6-for-28 (.214).

**DON CHANEY [#12, #42]****6'5" 210 LBS 03/22/46****HOUSTON '68**

&gt;&gt; Transactions: First round draft choice (12th pick overall) in 1968...Played out his option on September 1, 1975 and signed with the Los Angeles Lakers...Traded by Los Angeles with Kermit Washington and future considerations for Charlie Scott on December 27, 1977 (played 9 games with Los Angeles in 1977-78).

68-69	20	209	36	113	.319	8	20	.400			46	19	32-0			80	4.0
69-70	63	839	115	320	.359	82	109	.752			152	72	118-0			312	5.0
70-71	81	2289	348	766	.454	234	313	.748			463	235	288-11			930	11.5
71-72	79	2275	373	786	.475	197	255	.773			395	202	295-7			943	11.9
72-73	79	2488	414	859	.482	210	267	.787			449	221	276-6			1038	13.1
73-74	81	2258	348	750	.464	149	180	.828	210	168	378	176	247-7	83	62	845	10.4
74-75	82	2208	321	750	.428	133	165	.806	171	199	370	181	244-5	122	66	775	9.5
77-78	42	702	91	233	.391	33	39	.846	36	69	105	49	93-0	36	10	215	5.1
78-79	65	1074	174	414	.420	36	42	.857	63	78	141	75	167-3	72	11	384	5.9
79-80	60	523	67	189	.354	32	42	.762	31	42	73	38	80-1	31	11	167	2.8
<b>TOTALS</b>	<b>652</b>	<b>14865</b>	<b>2287</b>	<b>5180</b>	<b>.442</b>	<b>1114</b>	<b>1432</b>	<b>.778</b>	<b>511</b>	<b>556</b>	<b>2572</b>	<b>1268</b>	<b>1840-40</b>	<b>344</b>	<b>160</b>	<b>5689</b>	<b>8.7</b>

Three-Point Field Goals: 1979-80, 1-for-6 (.167).

**PLAYOFF RECORD**

68-69	7	25	1	6	.167	3	4	.750			4	0	7-0			5	0.7
71-72	11	271	41	81	.506	15	20	.750			39	22	39-0			97	8.8
72-73	12	288	39	82	.476	12	17	.706			40	25	41-1			90	7.5
73-74	18	545	65	141	.461	41	50	.820	37	40	77	40	64-0	24	9	171	9.5
74-75	11	294	48	105	.457	23	29	.793	24	14	38	21	46-2	21	5	119	10.8
<b>TOTALS</b>	<b>59</b>	<b>1423</b>	<b>194</b>	<b>415</b>	<b>.467</b>	<b>94</b>	<b>120</b>	<b>.783</b>	<b>61</b>	<b>54</b>	<b>198</b>	<b>108</b>	<b>197-3</b>	<b>45</b>	<b>14</b>	<b>482</b>	<b>8.2</b>

YEAR	G	MIN	FGM	FGA	PCT	FTM	FTA	PCT	OFF	DEF	TOT	AST	PF-DQ	ST	BL	PTS	AVG
------	---	-----	-----	-----	-----	-----	-----	-----	-----	-----	-----	-----	-------	----	----	-----	-----

### CALBERT CHEANEY [#40] 6'7" 217 LBS 07/17/71 INDIANA '93

>> Transactions: Signed as a free agent on August 5, 1999...Traded with Robert Pack to the Denver Nuggets for Chris Herren and Bryant Smith on October 16, 2000.

99-00	67	1309	120	273	.440	9	21	.429	23	115	138	80	158-3	44	14	267	4.0
-------	----	------	-----	-----	------	---	----	------	----	-----	-----	----	-------	----	----	-----	-----

Three-Point Field Goals: 1999-00, 18-for-54 (.333).

### CARLOS CLARK [#40] 6'4" 209 LBS 08/10/60 MISSISSIPPI '83

>> Transactions: Fourth round draft choice (91<sup>st</sup> pick overall) in 1983...Waived on October 22, 1985.

83-84	31	127	19	52	.365	16	18	.889	7	10	17	17	13-0	8	1	54	1.7
84-85	62	562	64	152	.421	41	53	.774	29	40	69	48	66-0	35	2	169	2.7
<b>TOTALS</b>	<b>93</b>	<b>689</b>	<b>83</b>	<b>204</b>	<b>.407</b>	<b>57</b>	<b>71</b>	<b>.803</b>	<b>36</b>	<b>50</b>	<b>86</b>	<b>65</b>	<b>79-0</b>	<b>43</b>	<b>3</b>	<b>223</b>	<b>2.4</b>

Three-Point Field Goals: 1983-84, 0-for-2 (.000), 1984-85, 0-for-5 (.000), Totals: 0-for-7 (.000).

#### PLAYOFF RECORD

83-84	8	20	4	10	.400	1	2	.500	1	0	1	1	3-0	1	2	9	1.1
84-85	3	11	3	5	.600	2	2	1.000	2	0	2	3	2-0	1	0	8	2.7
<b>TOTALS</b>	<b>11</b>	<b>31</b>	<b>7</b>	<b>15</b>	<b>.467</b>	<b>3</b>	<b>4</b>	<b>.750</b>	<b>3</b>	<b>0</b>	<b>3</b>	<b>4</b>	<b>5-0</b>	<b>2</b>	<b>2</b>	<b>17</b>	<b>1.5</b>

Three-Point Field Goals: None Attempted.

### CHARLES CLAXTON [#51] 7'0" 265 LBS 12/13/70 GEORGIA '95

>> Transactions: Signed as a free agent on October 24, 1995...Waived on November 27, 1995.

95-96	3	7	1	2	.500	0	2	.000	2	0	2	0	4-0	0	1	2	0.7
-------	---	---	---	---	------	---	---	------	---	---	---	---	-----	---	---	---	-----

Three-Point Field Goals: 1995-96, None Attempted.

### BEN CLYDE [#33] 6'7" 198 LBS 06/10/51 FLORIDA STATE '74

>> Transactions: Fifth round draft choice (89<sup>th</sup> pick overall) in 1974...Waived on March 6, 1975.

74-75	25	157	31	72	.431	7	9	.778	15	26	41	5	34-1	5	3	69	2.8
-------	----	-----	----	----	------	---	---	------	----	----	----	---	------	---	---	----	-----

### BIMBO COLES [#12] 6'2" 182 LBS 04/22/68 VIRGINIA TECH '90

>> Transactions: Signed as a free agent on March 8, 2003...Completed contract and was not re-signed.

02-03	14	175	22	49	.449	8	8	1.000	1	10	11	16	17-0	6	0	52	3.7
-------	----	-----	----	----	------	---	---	-------	---	----	----	----	------	---	---	----	-----

Three-Point Field Goals: 2002-03, 0-for-7 (.000).

#### PLAYOFF RECORD

02-03	3	9	0	4	.000	0	0	.000	0	1	1	2	1-0	0	0	0	0.0
-------	---	---	---	---	------	---	---	------	---	---	---	---	-----	---	---	---	-----

Three-Point Field Goals: 2002-03, 0-for-2 (.000).

### JASON COLLINS [#98] 7'0" 255 LBS 12/02/78 STANFORD '01

>> Transactions: Signed as a free agent on July 31, 2012...Traded to Washington along with Leandro Barbosa in exchange for Jordan Crawford on February 21, 2013.

12-13	32	330	8	23	.348	21	30	.700	21	31	52	6	74-1	10	6	37	1.2
-------	----	-----	---	----	------	----	----	------	----	----	----	---	------	----	---	----	-----

Three-Point Field Goals: 2012-13, None Attempted.

### GENE CONLEY [#17] 6'9" 230 LBS 11/10/30 WASHINGTON STATE '52

52-53	39	461	35	108	.324	18	31	.581	171	19	74-1					88	2.3
58-59	50	663	86	262	.328	37	64	.578	276	19	117-2					209	4.2
59-60	71	1330	201	539	.373	76	114	.667	590	32	270-10					478	6.7
60-61	75	1242	183	495	.370	106	153	.693	550	40	275-15					472	6.3
<b>TOTALS</b>	<b>235</b>	<b>3696</b>	<b>505</b>	<b>1404</b>	<b>.360</b>	<b>237</b>	<b>362</b>	<b>.655</b>	<b>1587</b>	<b>110</b>	<b>736-28</b>					<b>1247</b>	<b>5.3</b>

#### PLAYOFF RECORD

58-59	11	157	24	66	.364	6	13	.462		75	7	40-2				54	4.9
59-60	13	269	34	88	.386	16	22	.727		116	3	59-2				84	6.5
60-61	9	56	12	33	.364	7	12	.583		31	1	20-0				31	3.4
<b>TOTALS</b>	<b>33</b>	<b>482</b>	<b>70</b>	<b>187</b>	<b>.374</b>	<b>29</b>	<b>47</b>	<b>.617</b>		<b>222</b>	<b>11</b>	<b>119-4</b>				<b>169</b>	<b>5.1</b>

### MARTY CONLON [#0, #30] 6'11" 245 LBS 01/19/68 PROVIDENCE '90

>> Transactions: Signed as a free agent on November 2, 1996...Rights renounced on July 7, 1997...Signed on October 21, 1999, but was on Injured List from 11/1/99-12/12/99; waived on December 13, 1999.

96-97	74	1614	214	454	.471	144	171	.842	128	195	323	104	154-2	46	18	574	7.8
-------	----	------	-----	-----	------	-----	-----	------	-----	-----	-----	-----	-------	----	----	-----	-----

Three-Point Field Goals: 1996-97, 2-for-10 (.200).

YEAR	G	MIN	FGM	FGA	PCT	FTM	FTA	PCT	OFF	DEF	TOT	AST	PF-DQ	ST	BL	PTS	AVG
<b>KEVIN (CHUCK) CONNORS [#11] 6'7" 205 LBS 04/10/21 D: 11/10/92 SETON HALL</b>																	
46-47	49		94	380	.247	39	84	.464				40	129			227	4.6
47-48	4		5	13	.385	2	3	.667				1	5			12	3.0
TOTALS	53		99	393	.252	41	87	.471				41	134			239	4.5

<b>NORM COOK [#52] 6'9" 210 LBS 03/21/55 KANSAS '77</b>																	
>> Transactions: First round draft choice (16 <sup>th</sup> pick overall) in 1976...Waived on October 20, 1977.																	
76-77	25	138	27	72	.375	9	17	.529	10	17	27	5	27-0	10	3	63	2.5
<b>PLAYOFF RECORD</b>																	
76-77	1	3	2	2	1.000	0	0	.000	0	0	0	0	0-0	0	0	4	4.0

<b>CHUCK COOPER [#11] 6'5" 220 LBS 09/29/26 D: 02/05/84 DUQUESNE '50</b>																	
50-51	66		207	601	.344	201	267	.753				562	174	219-7		615	9.3
51-52	66	1976	197	545	.361	149	201	.741				502	134	219-8		543	8.2
52-53	70	1994	157	466	.337	144	190	.758				439	112	258-11		458	6.5
53-54	70	1101	78	261	.299	78	116	.672				304	74	150-1		234	3.3
TOTALS	272		639	1873	.341	572	774	.739				1807	494	846-27		1850	6.8
<b>PLAYOFF RECORD</b>																	
50-51	2		4	12	.333	2	5	.400				13	3	8-0		10	5.0
51-52	3	128	8	25	.320	17	19	.895				16	4	17-2		33	11.0
52-53	6	195	19	48	.396	27	27	.815				39	14	27-2		60	10.0
53-54	6	108	8	16	.500	11	8	.727				31	4	21-1		24	4.0
TOTALS	17		39	101	.386	49	62	.790				99	25	73-5		127	7.5

<b>CHRIS CORCHIANI [#12] 6'1" 186 LBS 03/28/68 NORTH CAROLINA STATE '91</b>																	
>> Transactions: Signed as a free agent on September 15, 1993...Not re-signed after the 1993-94 season.																	
93-94	51	467	40	94	.426	26	38	.684	8	36	44	86	47-0	22	2	117	2.3
Three-Point Field Goals: 1993-94, 11-for-38 (.289).																	

<b>MEL COUNTS [#11] 7'0" 230 LBS 10/16/41 OREGON STATE '64</b>																	
>> Transactions: First round draft choice (7 <sup>th</sup> pick overall) in 1964...Traded to the Baltimore Bullets for Bailey Howell on September 1, 1966.																	
64-65	54		572	100	.272	.368	58	74	.784			265	19	134-1		258	4.8
65-66	67		1021	221	549	.403	120	145	.828			432	50	207-5		562	8.4
TOTALS	121	1593	321	821	.391	178	219	.813				697	69	341-6		820	6.8
<b>PLAYOFF RECORD</b>																	
64-65	4	30	4	15	.267	1	1	1.000				11	1	10-0		9	2.3
65-66	10	82	14	39	.359	15	17	.882				40	3	26-0		43	4.3
TOTALS	14	112	18	54	.333	16	18	.889				51	4	36-0		52	3.7

<b>BOB COUSY [#14] 6'1" 175 LBS 08/09/28 HOLY CROSS '50</b>																	
>> Transactions: NBA rights drawn out of a hat by the Celtics in a dispersal of the Chicago Stags franchise in 1950...Traded to the Cincinnati Royals for Bill Dinwiddie on November 18, 1969.																	
50-51	69		401	1138	.352	276	365	.756				474	341	185-2		1078	15.6
51-52	66	2681	512	1388	.369	409	506	.808				421	441	190-5		1433	21.7
52-53	71	2945	464	1320	.352	479	587	.816				449	547	227-4		1407	19.8
53-54	72	2857	486	1262	.385	411	522	.787				394	518	201-3		1383	19.2
54-55	71	2747	522	1316	.397	460	570	.807				424	557	165-1		1504	21.2
55-56	72	2767	440	1223	.360	476	564	.844				492	642	206-2		1356	18.8
56-57	64	2364	478	1264	.378	363	442	.821				309	478	134-0		1319	20.6
57-58	65	2222	445	1262	.353	277	326	.850				322	463	136-1		1167	18.0
58-59	65	2403	484	1260	.384	329	385	.855				359	557	135-0		1297	20.0
59-60	75	2588	568	1481	.384	319	403	.792				352	715	146-2		1455	19.4
60-61	76	2468	513	1382	.371	352	452	.779				331	587	196-0		1378	18.1
61-62	75	2114	462	1181	.391	251	333	.754				261	584	135-0		1175	15.7
62-63	76	1975	392	988	.397	219	298	.735				193	515	175-0		1003	13.2
TOTALS	917	30131	6167	16465	.375	4621	5753	.803				4781	6945	2231-20		16955	18.5

YEAR	G	MIN	FGM	FGA	PCT	FTM	FTA	PCT	OFF	DEF	TOT	AST	PF-DQ	ST	BL	PTS	AVG
<b>BOB COUSY PLAYOFF RECORD</b>																	
50-51	2		9	42	.214	10	12	.833			15	12	8-0			28	14.0
51-52	3	138	26	65	.400	41	44	.932			12	19	13-1			93	31.0
52-53	6	270	46	120	.383	61	73	.836			25	37	21-0			153	25.5
53-54	6	260	33	116	.284	60	75	.800			32	38	20-0			126	21.0
54-55	7	299	53	139	.381	46	48	.958			43	65	26-0			152	21.7
55-56	3	124	28	56	.500	23	25	.920			24	26	4-0			79	26.3
56-57	10	440	67	207	.324	68	91	.747			61	93	27-0			202	20.2
57-58	11	457	67	196	.342	64	75	.853			71	82	20-0			198	18.0
58-59	11	460	72	221	.326	70	94	.745			76	119	28-0			214	19.5
59-60	13	468	80	262	.305	39	51	.765			48	116	27-0			199	15.3
60-61	10	337	50	147	.340	67	88	.761			43	91	33-1			167	16.7
61-62	14	474	86	241	.357	52	76	.684			64	123	43-0			224	16.0
62-63	13	413	72	204	.353	39	47	.830			32	116	44-2			183	14.1
<b>TOTALS</b>	<b>109</b>	<b>4140</b>	<b>689</b>	<b>2016</b>	<b>.342</b>	<b>640</b>	<b>799</b>	<b>.801</b>			<b>546</b>	<b>937</b>	<b>314-4</b>			<b>2018</b>	<b>18.5</b>

### DAVE COWENS [#18] 6'8 1/2" 230 LBS 10/25/48 FLORIDA STATE '70

>> Transactions: First round draft choice (4<sup>th</sup> pick overall) in 1970...Traded to the Milwaukee Bucks for Quinn Buckner on September 9, 1982.

70-71	81	3076	550	1302	.422	273	373	.732			1216	228	350-15			1373	17.0
71-72	79	3186	657	1357	.484	175	245	.720			1203	245	314-10			1489	18.8
72-73	82	3425	740	1637	.452	204	262	.779			1329	333	311-7			1684	20.5
73-74	80	3352	645	1475	.437	228	274	.832	264	993	1257	354	294-7	95	101	1518	19.0
74-75	65	2632	569	1199	.475	191	244	.783	229	729	958	296	243-7	87	73	1329	20.4
75-76	78	3101	611	1305	.468	257	340	.756	335	911	1246	325	314-10	94	71	1479	19.0
76-77	50	1888	328	756	.434	162	198	.818	147	550	697	248	181-7	46	49	818	16.4
77-78	77	3215	598	1220	.490	239	284	.842	248	830	1078	351	297-5	102	67	1435	18.6
78-79	68	2517	488	1010	.483	151	187	.807	152	500	652	242	263-16	76	51	1127	16.6
79-80	66	2159	422	932	.453	95	122	.779	126	408	534	206	216-2	69	61	940	14.2
<b>TOTALS</b>	<b>726</b>	<b>28551</b>	<b>5608</b>	<b>12193</b>	<b>.460</b>	<b>1975</b>	<b>2527</b>	<b>.782</b>	<b>1501</b>	<b>4921</b>	<b>10170</b>	<b>2828</b>	<b>2783-86</b>	<b>569</b>	<b>473</b>	<b>13192</b>	<b>18.2</b>

Three Point Field Goals: 1979-80, 1-for-12 (.083).

#### PLAYOFF RECORD

71-72	11	441	71	156	.455	28	47	.596			152	33	50-2			170	15.5
72-73	13	598	129	273	.473	27	41	.659			216	48	54-2			285	21.9
73-74	18	772	161	370	.435	47	59	.797	60	180	240	66	85-2	21	17	369	20.5
74-75	11	479	101	236	.428	23	26	.885	49	132	181	46	50-2	18	6	225	20.5
75-76	18	798	156	341	.457	66	87	.759	87	209	296	83	85-4	22	13	378	21.0
76-77	9	379	66	148	.446	17	22	.773	29	105	134	36	37-3	8	13	149	16.6
79-80	9	301	49	103	.476	10	11	.909	18	48	66	21	37-0	9	7	108	12.0
<b>TOTALS</b>	<b>89</b>	<b>3768</b>	<b>733</b>	<b>1627</b>	<b>.451</b>	<b>218</b>	<b>293</b>	<b>.744</b>	<b>243</b>	<b>674</b>	<b>1285</b>	<b>333</b>	<b>398-15</b>	<b>78</b>	<b>56</b>	<b>1684</b>	<b>18.9</b>

Three-Point Field Goals: 1979-80, 0-for-2 (.000).

### JORDAN CRAWFORD [#27] 6'4" 195 LBS 10/23/88 XAVIER (OH) '10

>> Transactions: Acquired from Washington in exchange for Leandro Barbosa and Jason Collins on February 21, 2013...Traded to Golden State as part of a three team trade along with MarShon Brooks in which Boston acquired Joel Anthony and a future Philadelphia first round pick, a 2016 second round pick from Miami and cash considerations while Miami acquired Toney Douglas on January 15, 2014.

12-13	27	582	90	217	.415	42	53	.792	13	61	74	68	45-0	12	2	246	10.1
13-14	39	1198	188	455	.413	110	126	.873	18	102	120	224	76-0	34	3	536	13.7
<b>TOTALS</b>	<b>66</b>	<b>1780</b>	<b>278</b>	<b>672</b>	<b>.414</b>	<b>152</b>	<b>179</b>	<b>.849</b>	<b>31</b>	<b>163</b>	<b>194</b>	<b>292</b>	<b>121-0</b>	<b>46</b>	<b>5</b>	<b>782</b>	<b>11.9</b>

Three-Point Field Goals: 2012-13, 24-for-75 (.320); 2013-14, 50-for-157 (.318). Totals: 74-for-232 (.319).

#### PLAYOFF RECORD

12-13	5	59	7	23	.304	1	2	.500	0	3	3	0	3-0	2	0	18	1.6
-------	---	----	---	----	------	---	---	------	---	---	---	---	-----	---	---	----	-----

Three-Point Field Goals: 2012-13, 3-for-12 (.250).

### HAL CRISLER [#15] 6'3" 215 LBS 12/31/23 D: 11/02/87 SAN JOSE STATE

46-47	4		2	6	.333	2	2	1.000				0	6			6	1.5
-------	---	--	---	---	------	---	---	-------	--	--	--	---	---	--	--	---	-----

### MARQUIS DANIELS [#4, 7, 8] 6'6" 200 LBS 09/23/79 IOWA '98

>> Transactions: Signed as a free agent on September 1, 2009...Traded to Sacramento for a future conditional second round pick on February 23, 2011...Signed as a free agent on December 9, 2011.

09-10	51	937	124	249	.498	34	56	.607	27	68	95	66	91-0	27	6	288	5.6
10-11	49	938	114	232	.491	39	57	.684	24	89	113	64	63-0	39	22	271	5.5
11-12	38	484	52	143	.364	17	23	.739	16	50	66	47	36-0	21	9	121	3.2
<b>TOTALS</b>	<b>130</b>	<b>2359</b>	<b>290</b>	<b>624</b>	<b>.465</b>	<b>90</b>	<b>136</b>	<b>.662</b>	<b>67</b>	<b>207</b>	<b>274</b>	<b>177</b>	<b>190-0</b>	<b>87</b>	<b>37</b>	<b>680</b>	<b>5.2</b>

Three-Point Field Goals: 2009-10, 6-for-28 (.214); 2010-11, 4-for-21 (.190); 2011-12, 0-for-10 (.000). Totals: 10-for-59 (.170).



YEAR	G	MIN	FGM	FGA	PCT	FTM	FTA	PCT	OFF	DEF	TOT	AST	PF-DQ	ST	BL	PTS	AVG
------	---	-----	-----	-----	-----	-----	-----	-----	-----	-----	-----	-----	-------	----	----	-----	-----

### TODD DAY [#13] 6'6" 188 LBS 01/7/70 ARKANSAS '92

>> Transactions: Acquired from the Milwaukee Bucks with Alton Lister for Sherman Douglas on November 26, 1995...Rights were renounced on July 7, 1997 (also played 8 games for Milwaukee in 1995-96).

95-96	71	1636	277	746	.371	200	261	.766	62	140	202	102	198-1	77	48	849	12.0
96-97	81	2277	398	999	.398	256	331	.773	109	221	330	117	208-0	108	48	1178	14.5
<b>TOTALS</b>	<b>152</b>	<b>3913</b>	<b>675</b>	<b>1745</b>	<b>.384</b>	<b>456</b>	<b>592</b>	<b>.769</b>	<b>171</b>	<b>361</b>	<b>532</b>	<b>219</b>	<b>406-1</b>	<b>185</b>	<b>96</b>	<b>2027</b>	<b>13.4</b>

Three-Point Field Goals: 1995-96, 95-for-277 (.343); 1996-97, 126-for-348 (.362). Totals: 221-for-625 (.354).

### DARREN DAYE [#20] 6'8" 221 LBS 11/30/60 UCLA '83

>> Transactions: Signed as a free agent on December 11, 1986 (also played 1 game for Chicago in 1986-87)...Waived on February 24, 1988.

86-87	61	724	101	202	.500	34	65	.523	37	87	124	75	98-0	25	7	236	3.9
87-88	47	655	112	217	.516	59	87	.678	30	46	76	71	68-0	29	4	283	6.0
<b>TOTALS</b>	<b>108</b>	<b>1379</b>	<b>213</b>	<b>419</b>	<b>.508</b>	<b>93</b>	<b>152</b>	<b>.612</b>	<b>67</b>	<b>133</b>	<b>200</b>	<b>146</b>	<b>166-0</b>	<b>54</b>	<b>11</b>	<b>519</b>	<b>4.8</b>

Three-Point Field Goals: 1986-87, None Attempted; 1987-88, 0-for-1 (.000). Totals: 0-for-1 (.000).

#### PLAYOFF RECORD

86-87	23	240	42	72	.583	32	37	.865	11	21	32	13	33-1	9	3	116	5.0
-------	----	-----	----	----	------	----	----	------	----	----	----	----	------	---	---	-----	-----

Three-Point Field Goals: Totals: None Attempted.

### ANDREW DECLERCQ [#45] 6'10" 230 LBS 02/01/73 FLORIDA '95

>> Transactions: Signed as a free agent on August 28, 1997...Traded with a 1999 first-round draft choice to the Cleveland Cavaliers for Vitaly Potapenko on March 11, 1999.

97-98	81	1523	169	340	.497	101	168	.601	180	212	392	59	277-3	85	49	439	5.4
98-99	14	258	28	57	.491	19	29	.655	33	30	63	10	51-1	13	9	75	5.4
<b>TOTALS</b>	<b>95</b>	<b>1781</b>	<b>197</b>	<b>397</b>	<b>.496</b>	<b>120</b>	<b>197</b>	<b>.609</b>	<b>213</b>	<b>242</b>	<b>455</b>	<b>69</b>	<b>328-4</b>	<b>98</b>	<b>58</b>	<b>514</b>	<b>5.4</b>

Three-Point Field Goals: 1997-98, 0-for-1 (.000); 1998-99, None Attempted. Totals: 0-for-1 (.000).

### TONY DELK [#28, #7] 6'2" 189 LBS 1/28/74 KENTUCKY '96

>> Transactions: Acquired from the Phoenix Suns with Rodney Rogers for Randy Brown, Milt Palacio, Joe Johnson and a 2002 first round draft choice on February 20, 2002...Traded with Antoine Walker to Dallas for Raef LaFrentz, Chris Mills, Jiri Welsch and a 2004 first round draft choice on October 20, 2003.

01-02	22	570	60	172	.349	22	30	.733	20	59	79	51	38-0	22	6	162	7.4
02-03	67	1873	233	560	.416	68	87	.782	41	191	232	146	124-0	72	10	654	9.8
<b>TOTALS</b>	<b>89</b>	<b>2443</b>	<b>293</b>	<b>732</b>	<b>.400</b>	<b>90</b>	<b>117</b>	<b>.769</b>	<b>61</b>	<b>250</b>	<b>311</b>	<b>197</b>	<b>162-0</b>	<b>94</b>	<b>16</b>	<b>816</b>	<b>9.2</b>

Three-Point Field Goals: 2001-02, 20-for-67 (.299); 2002-03, 120-for-304 (.395). Totals: 140-for-371 (.377).

#### PLAYOFF RECORD

01-02	14	227	23	65	.354	7	12	.583	8	26	34	16	13-0	8	5	66	4.7
02-03	10	368	54	114	.474	28	32	.875	5	42	47	36	24-0	12	4	158	15.8
<b>TOTALS</b>	<b>24</b>	<b>595</b>	<b>77</b>	<b>179</b>	<b>.430</b>	<b>35</b>	<b>44</b>	<b>.795</b>	<b>13</b>	<b>68</b>	<b>81</b>	<b>52</b>	<b>37-0</b>	<b>20</b>	<b>9</b>	<b>224</b>	<b>9.3</b>

Three-Point Field Goals: 2001-02, 13-for-33 (.394); 2002-03, 22-for-49 (.449). Totals: 35-for-82 (.427).

### DAN DICKAU [#20] 6'0" 190 LBS 09/16/78 GONZAGA '02

>> Transactions: Signed as a free agent on September 30, 2005...Traded to the Portland Trail Blazers along with Raef LaFrentz and Boston's 2006 first round draft pick (#7 pick overall) for Sebastian Telfair, Theo Ratliff and a second round draft pick in 2008 on June 28, 2006.

05-06	19	234	17	46	.370	18	18	1.000	5	11	16	40	40-1	11	1	62	3.3
-------	----	-----	----	----	------	----	----	-------	---	----	----	----	------	----	---	----	-----

Three-Point Field Goals: 2005-06, 10-for-20 (.500).

### DICK DICKEY [#23] 6'1" 175 LBS 10/26/26 NORTH CAROLINA STATE '50

51-52	45	440	40	136	.294	47	69	.681			81	50	79-2			127	2.8
-------	----	-----	----	-----	------	----	----	------	--	--	----	----	------	--	--	-----	-----

#### PLAYOFF RECORD

51-52	3	31	1	8	.125	6	7	.857			3	5	7-0			8	2.7
-------	---	----	---	---	------	---	---	------	--	--	---	---	-----	--	--	---	-----

### ERNIE DIGREGORIO [#7] 6'0" 180 LBS 01/15/51 PROVIDENCE '73

>> Transactions: Signed as a free agent on February 1, 1978 (played 25 games for Los Angeles in 1977-78)...Invited to Celtics training camp in 1981 but left on October 4, 1981.

77-78	27	214	47	109	.431	12	13	.923	2	25	27	66	22-0	12	1	106	3.9
-------	----	-----	----	-----	------	----	----	------	---	----	----	----	------	----	---	-----	-----

### BILL DINWIDDIE [#27] 6'7" 200 LBS 07/15/43 NEW MEXICO HIGHLANDS '66

>> Transactions: Acquired from the Cincinnati Royals for the playing rights to Bob Cousy on November 18, 1969...Traded to the Milwaukee Bucks for cash and future draft choices on October 11, 1971.

69-70	INJURED																
70-71	61	717	123	328	.375	54	74	.730			209	34	90-1			300	4.9



YEAR	G	MIN	FGM	FGA	PCT	FTM	FTA	PCT	OFF	DEF	TOT	AST	PF-DQ	ST	BL	PTS	AVG
<b>BOB DOLL [#19]</b>						<b>6'5"</b>	<b>195 LBS</b>					<b>08/10/19 D: 09/18/59</b>				<b>COLORADO '42</b>	
48-49	47		145	438	.331	80	117	.684				117	118			370	7.9
49-50	47		120	347	.346	75	114	.658				108	117			315	6.7
<b>TOTALS</b>	<b>94</b>		<b>265</b>	<b>785</b>	<b>.338</b>	<b>155</b>	<b>231</b>	<b>.671</b>				<b>225</b>	<b>235</b>			<b>685</b>	<b>7.3</b>

<b>BOB DONHAM [#12]</b>						<b>6'2"</b>	<b>190 LBS</b>					<b>10/11/26 D: 09/21/83</b>				<b>OHIO STATE '50</b>	
>> Transactions: Third round draft choice in 1950.																	
50-51	68		151	298	.507	114	229	.498				235	139	179-3		416	6.1
51-52	66	1980	201	413	.487	149	293	.509				330	228	223-9		551	8.3
52-53	71	1435	169	353	.479	113	240	.471				239	153	213-8		451	6.4
53-54	68	1451	141	315	.448	118	213	.554				267	186	235-11		400	5.9
<b>TOTALS</b>	<b>273</b>		<b>662</b>	<b>1379</b>	<b>.480</b>	<b>494</b>	<b>975</b>	<b>.507</b>				<b>1071</b>	<b>706</b>	<b>850-31</b>		<b>1818</b>	<b>6.7</b>

## PLAYOFF RECORD

50-51	2		4	9	.444	5	12	.417				8	2	9-1		13	6.5
51-52	3	112	9	19	.474	9	18	.500				13	17	16-1		27	9.0
52-53	6	138	11	38	.289	11	27	.407				21	13	24-3		33	5.5
53-54	6	98	7	15	.467	6	19	.316				12	6	32-4		20	3.3
<b>TOTALS</b>	<b>17</b>		<b>31</b>	<b>81</b>	<b>.383</b>	<b>31</b>	<b>76</b>	<b>.408</b>				<b>54</b>	<b>38</b>	<b>81-9</b>		<b>93</b>	<b>5.5</b>

<b>KEYON DOOLING [#51]</b>						<b>6'3"</b>	<b>195 LBS</b>					<b>05/08/80</b>				<b>MISSOURI '00</b>	
>> Transactions: Acquired from Milwaukee along with a protected second round pick in exchange for the draft rights to Albert Miralles on December 9, 2011...Re-signed on July 31, 2012...Waived on September 20, 2012.																	
11-12	46	662	66	163	.405	23	31	.742	3	36	39	51	57-0	13	2	182	4.0
Three-Point Field Goals: 2011-12, 27-for-81 (.333).																	

## PLAYOFF RECORD

11-12	20	212	21	48	.438	2	3	.667	2	13	15	14	30-1	6	4	55	2.8
Three-Point Field Goals: 2011-12, 11-for-28 (.393).																	

<b>SHERMAN DOUGLAS [#4, #20] 6'1"</b>						<b>198 LBS</b>						<b>09/15/66</b>				<b>SYRACUSE '89</b>	
>> Transactions: Acquired from the Miami Heat for Brian Shaw on January 10, 1992 (also played 5 games for Miami in 1991-92)...Traded to the Milwaukee Bucks for Todd Day and Alton Lister on November 26, 1995 (also played 69 games for Milwaukee in 1995-96).																	
91-92	37	654	101	222	.455	68	100	.680	12	45	57	153	68-0	21	9	271	7.3
92-93	79	1932	264	530	.498	84	150	.560	65	97	162	508	166-1	49	10	618	7.8
93-94	78	2789	425	919	.462	177	276	.641	70	123	193	683	171-2	89	11	1040	13.3
94-95	65	2048	365	769	.475	204	296	.689	48	122	170	446	152-0	80	2	954	14.7
95-96	10	234	36	84	.429	25	40	.625	6	17	23	39	16-0	2	0	98	9.8
<b>TOTALS</b>	<b>269</b>	<b>7657</b>	<b>1191</b>	<b>2524</b>	<b>.472</b>	<b>558</b>	<b>862</b>	<b>.647</b>	<b>201</b>	<b>404</b>	<b>605</b>	<b>2129</b>	<b>573-3</b>	<b>241</b>	<b>32</b>	<b>2981</b>	<b>11.1</b>
Three-Point Field Goals: 1991-92, 1-for-9 (.111); 1992-93, 6-for-29 (.207); 1993-94, 13-for-56 (.232); 1994-95, 20-for-82 (.244); 1995-96, 1-for-7 (.143). Totals: 41-for-183 (.224).																	

## PLAYOFF RECORD

91-92	6	65	9	25	.360	1	2	.500	1	3	4	10	8-0	0	0	19	3.2
92-93	4	166	17	45	.378	10	15	.667	12	14	26	38	10-0	4	0	44	11.0
94-95	4	168	24	68	.353	8	11	.727	4	16	20	33	12-0	4	1	60	15.0
<b>TOTALS</b>	<b>14</b>	<b>399</b>	<b>50</b>	<b>138</b>	<b>.362</b>	<b>19</b>	<b>28</b>	<b>.679</b>	<b>17</b>	<b>33</b>	<b>50</b>	<b>81</b>	<b>30-0</b>	<b>8</b>	<b>1</b>	<b>123</b>	<b>8.8</b>
Three-Point Field Goals: 1991-92, 0-for-2 (.000); 1992-93, 0-for-3 (.000); 1994-95, 4-for-12 (.333). Totals: 4-for-17 (.235).																	

<b>CHRIS DOUGLAS-ROBERTS 6'7"</b>						<b>210 LBS</b>						<b>01/08/87</b>				<b>MEMPHIS '08</b>	
>> Transactions: Acquired from the LA Clippers in which the Celtics also acquired a 2017 second round pick from the LA Clippers and Shawlik Randolph from the Phoenix Suns in exchange for Austin Rivers on January 15, 2015...Waived on January 18, 2015.																	
14-15	Did Not Appear in Any Games for the Celtics																

<b>STEVE DOWNING [#32]</b>						<b>6'8"</b>	<b>225 LBS</b>					<b>09/09/50</b>				<b>INDIANA '73</b>	
>> Transactions: First round draft choice (7 <sup>th</sup> pick overall) in 1973...Waived on November 21, 1974.																	
73-74	24	137	21	64	.328	22	38	.579	14	25	39	11	33-0	5	0	64	2.7
74-75	3	9	0	2	.000	0	2	.000	0	2	2	0	0-0	0	0	0	0.0
<b>TOTALS</b>	<b>27</b>	<b>146</b>	<b>21</b>	<b>66</b>	<b>.318</b>	<b>22</b>	<b>40</b>	<b>.550</b>	<b>14</b>	<b>27</b>	<b>41</b>	<b>11</b>	<b>33-0</b>	<b>5</b>	<b>0</b>	<b>64</b>	<b>2.4</b>

## PLAYOFF RECORD

73-74	1	4	1	2	.500	0	0	.000	2	0	2	0	1-0	0	0	2	2.0
-------	---	---	---	---	------	---	---	------	---	---	---	---	-----	---	---	---	-----

YEAR      G      MIN      FGM      FGA      PCT      FTM      FTA      PCT      OFF      DEF      TOT      AST      PF-DQ      ST      BL      PTS      AVG

**NATE DRIGGERS [#27]**      **6'4"**      **215 LBS**      **10/12/73**      **MONTEVALLO '95**

>> Transactions: Signed as a free agent on September 10, 1996...Waived on October 31, 1996...Re-signed on November 8, 1996...Waived on November 25, 1996...Re-signed to a ten-day contract on April 4, 1997...  
Re-signed for the remainder of the season on April 14, 1997...Rights renounced on July 7, 1997.

96-97      15      132      13      43      .302      10      14      .714      12      10      22      6      10-0      3      2      36      2.4  
Three-Point Field Goals: 1996-97, 0-for-9 (.000).

**TERRY DUEROD [#40]**      **6'2"**      **180 LBS**      **07/29/56**      **DETROIT '79**

>> Transactions: Signed as a free agent on December 4, 1980 (also played 18 games for Dallas in 1980-81)...Waived on October 26, 1982.

80-81      32      114      30      73      .411      13      14      .929      2      3      5      6      8-0      5      0      79      2.5  
81-82      21      146      34      77      .442      4      12      .333      6      9      15      12      9-0      3      1      72      3.4  
**TOTALS**      **53**      **260**      **64**      **150**      **.427**      **17**      **26**      **.654**      **8**      **12**      **20**      **18**      **17-0**      **8**      **1**      **151**      **2.8**

Three-Point Field Goals: 1980-81, 6-for-10 (.600); 1981-82, 0-for-1 (.000).

**PLAYOFF RECORD**

80-81      10      12      4      10      .400      0      0      .000      0      0      0      0      0-0      1      0      8      0.8  
Three-Point Field Goals: 0-for-2 (.000).

**BOB DUFFY [#17]**      **6'4"**      **175 LBS**      **07/05/22**      **TULANE**

46-47      6           2      7      .286      4      4      1.000                     0      4           8      1.3  
Also played 11 games for Chicago in 1946-47.

**ANDY DUNCAN [#21]**      **6'6"**      **195 LBS**      **04/17/22 D: 04/12/06**      **WILLIAM & MARY**

50-51      14           7      40      .175      15      22      .682                30      8      27-0      29      2.1

**ACIE EARL [#55]**      **6'10"**      **265 LBS**      **06/23/70**      **IOWA '93**

>> Transactions: First round draft choice (19<sup>th</sup> pick overall) in 1993...Selected by the Toronto Raptors in the NBA expansion draft on June 24, 1995.

93-94      74      1149      151      372      .406      108      160      .675      85      162      247      12      178-5      24      53      410      5.5  
94-95      30      208      26      68      .382      14      29      .483      19      26      45      2      29-0      6      8      66      2.2  
**TOTALS**      **104**      **1357**      **177**      **440**      **.402**      **122**      **189**      **.646**      **104**      **188**      **292**      **14**      **207-5**      **30**      **61**      **476**      **4.6**

Three-Point Field Goals: 1993-94, 0-for-1 (.000); 1994-95, None Attempted. Totals: 0-for-1 (.000).

**PLAYOFF RECORD**

94-95      1      10      1      3      .333      0      2      .000      1      1      2      0      4-0      0      0      2      2.0  
Three-Point Field Goals: 1994-95, None Attempted.

**TYUS EDNEY [#20]**      **5'10"**      **152 LBS**      **02/14/73**      **UCLA '95**

>> Transactions: Signed as a free agent on August 22, 1997...Became a free agent after the Celtics did not exercise the option for the 1998-99 season on June 30, 1998.

97-98      52      623      93      216      .431      88      111      .793      20      35      55      139      69-0      51      1      277      5.3  
Three-Point Field Goals: 3-for-10 (.300).

**THEODORE (BLUE) EDWARDS [#30]**      **6'4"**      **228 LBS**      **10/31/65**      **EAST CAROLINA '89**

>> Transactions: Acquired from the Milwaukee Bucks with Derek Strong for Ed Pinckney and the draft rights to Andrei Fetisov on June 29, 1994 (also played 36 games for Utah in 1994-95)...Traded to the Utah Jazz for Jay Humphries and a 1995 second-round draft choice on February 3, 1995.

94-95      31      507      83      195      .426      43      48      .896      25      40      65      47      64-0      19      10      220      7.1  
Three-Point Field Goals: 11-for-43 (.256).

**ED EHLERS [#14]**      **6'3"**      **198 LBS**      **03/10/23 D: 06/17/13**      **PURDUE '47**

>> Transactions: Boston's first-ever first round draft choice (1<sup>st</sup> pick overall) in 1947.

47-48      40           104      417      .249      78      144      .542                     44      92           286      7.2  
48-49      59           182      583      .312      150      225      .667                     133      119           514      8.7  
**TOTALS**      **99**           **286**      **1000**      **.286**      **228**      **369**      **.618**                     **177**      **211**           **800**      **8.1**

**DON ELIASON [#14]**      **6'2"**      **222 LBS**      **07/24/18**      **HAMLIN '42**

46-47      1           0      1      .000      0      0      .000                0      1           0      0.0

YEAR	G	MIN	FGM	FGA	PCT	FTM	FTA	PCT	OFF	DEF	TOT	AST	PF-DQ	ST	BL	PTS	AVG
------	---	-----	-----	-----	-----	-----	-----	-----	-----	-----	-----	-----	-------	----	----	-----	-----

### PERVIS ELLISON [#29] 6'10" 242 LBS 04/03/67 LOUISVILLE '89

>> Transactions: Signed as an unrestricted free agent on August 1, 1994...Not re-signed after the 1999-2000 season.

94-95	55	1083	152	300	.507	71	99	.717	124	185	309	34	179-5	22	54	375	6.8
95-96	69	1431	145	295	.492	75	117	.641	151	300	451	62	207-2	39	99	365	5.3
96-97	6	125	6	16	.375	3	5	.600	17	26	26	4	21-1	5	9	15	2.5
97-98	33	447	40	70	.571	20	34	.588	52	57	109	31	90-2	20	31	100	3.0
98-99	0	0	0	0	.000	0	0	.000	0	0	0	0	0-0	0	0	0	0.0
99-00	30	269	19	43	.442	15	21	.714	29	38	67	13	67-1	10	8	53	1.8
<b>TOTALS</b>	<b>193</b>	<b>2355</b>	<b>362</b>	<b>724</b>	<b>.500</b>	<b>184</b>	<b>276</b>	<b>.667</b>	<b>373</b>	<b>606</b>	<b>962</b>	<b>144</b>	<b>564-11</b>	<b>96</b>	<b>201</b>	<b>908</b>	<b>4.7</b>

Three-Point Field Goals: 1994-95, 0-for-2 (.000); 1995-96, None Attempted; 1996-97, None Attempted; 1997-98, None Attempted; 1998-99, None Attempted; 1999-00, None Attempted; Totals: 0-for-2 (.000).

### WAYNE EMBRY [#28] 6'8" 255 LBS 03/26/37 MIAMI (OH) '58

>> Transactions: Acquired from the Cincinnati Royals for cash and a draft choice on September 15, 1966...Selected by the Milwaukee Bucks in the NBA expansion draft on May 6, 1968.

66-67	72	729	147	359	.409	82	144	.569			294	42	137-0			376	5.2
67-68	78	1088	193	483	.400	109	185	.589			321	52	174-1			495	6.3
<b>TOTALS</b>	<b>150</b>	<b>1817</b>	<b>340</b>	<b>842</b>	<b>.404</b>	<b>191</b>	<b>329</b>	<b>.581</b>			<b>615</b>	<b>94</b>	<b>311-1</b>			<b>871</b>	<b>5.8</b>

#### PLAYOFF RECORD

66-67	5	38	12	31	.387	2	4	.500			13	3	9-0			26	5.2
67-68	16	162	23	59	.390	13	29	.448			45	6	36-0			59	3.7
<b>TOTALS</b>	<b>21</b>	<b>200</b>	<b>35</b>	<b>90</b>	<b>.389</b>	<b>15</b>	<b>33</b>	<b>.455</b>			<b>58</b>	<b>9</b>	<b>45-0</b>			<b>85</b>	<b>4.0</b>

### GENE ENGLUND [#10] 6'5" 205 LBS 10/21/17 D: 11/05/95 WISCONSIN '41

Also played 22 games for Tri-Cities in 1948-49.

### SEMIH ERDEN [#86] 7'0" 240 LBS 07/28/86 TURKEY

>> Transactions: Second round draft choice (60<sup>th</sup> pick overall) in the 2008 NBA Draft...Signed July 5, 2010...Traded along with Luke Harangody to the Cleveland Cavaliers in exchange for a second round draft pick on February 24, 2011.

10-11	37	531	58	97	.598	34	54	.630	31	76	107	19	92-1	13	21	150	4.1
-------	----	-----	----	----	------	----	----	------	----	----	-----	----	------	----	----	-----	-----

Three-Point Field Goals: 2010-11, None Attempted.-

### JOHN EZERSKY [#10, #16] 6'3" 175 LBS 1921 ST. JOHN'S

48-49	18	68	185	.368	49	80	.613				29	49				185	10.3
49-50	16	36	136	.265	35	51	.686				22	39				107	6.7
<b>TOTALS</b>	<b>34</b>	<b>104</b>	<b>321</b>	<b>.324</b>	<b>84</b>	<b>131</b>	<b>.641</b>				<b>51</b>	<b>88</b>				<b>292</b>	<b>8.6</b>

Also played 11 games for Providence and 27 games for Baltimore in 1948-49. Also played 38 games for Baltimore in 1949-50.

### PHIL FARBMAN [#8] 6'2" 185 LBS 04/03/24 D: 09/15/96 CCNY '48

48-49	21	21	78	.269	30	38	.789				18	36				72	3.4
-------	----	----	----	------	----	----	------	--	--	--	----	----	--	--	--	----	-----

Also played 27 games for Philadelphia in 1948-49.

### VITOR FAVERANI [#38] 6'11" 260 LBS 05/05/88 BRAZIL

>> Transactions: Signed as a free agent on July 22, 2013...Waived on December 18, 2014.

13-14	37	488	64	147	.435	24	37	.649	42	86	128	16	74-1	14	41	27	4.4
-------	----	-----	----	-----	------	----	----	------	----	----	-----	----	------	----	----	----	-----

Did Not Appear In Any Games for the Celtics

<b>TOTALS</b>	<b>37</b>	<b>488</b>	<b>64</b>	<b>147</b>	<b>.435</b>	<b>24</b>	<b>37</b>	<b>.649</b>	<b>42</b>	<b>86</b>	<b>128</b>	<b>16</b>	<b>74-1</b>	<b>14</b>	<b>41</b>	<b>27</b>	<b>4.4</b>
---------------	-----------	------------	-----------	------------	-------------	-----------	-----------	-------------	-----------	-----------	------------	-----------	-------------	-----------	-----------	-----------	------------

Three-Point Field Goals: 2013-14, 12-for-40 (.300). Totals: 12-for-40 (.300)

### WARREN FENLEY [#7] 6'3" 190 LBS 02/08/22 MANHATTAN

46-47	33	31	138	.225	23	45	.511				16	59				85	2.6
-------	----	----	-----	------	----	----	------	--	--	--	----	----	--	--	--	----	-----

### ERIC FERNSTEN [#45] 6'10" 210 LBS 11/01/53 SAN FRANCISCO '75

>> Transactions: Signed as a free agent on June 27, 1979...Waived on October 28, 1982.

79-80	56	431	71	153	.464	33	52	.635	40	56	96	28	43-0	17	12	175	3.1
80-81	45	279	38	79	.481	20	30	.667	29	33	62	10	29-0	6	7	96	2.1
81-82	43	202	19	49	.388	19	30	.633	12	30	42	8	23-0	5	7	57	1.3
<b>TOTALS</b>	<b>144</b>	<b>912</b>	<b>128</b>	<b>281</b>	<b>.456</b>	<b>72</b>	<b>112</b>	<b>.643</b>	<b>81</b>	<b>119</b>	<b>200</b>	<b>46</b>	<b>95-0</b>	<b>28</b>	<b>26</b>	<b>328</b>	<b>2.3</b>

Three-Point Field Goals: None Attempted.

YEAR	G	MIN	FGM	FGA	PCT	FTM	FTA	PCT	OFF	DEF	TOT	AST	PF-DQ	ST	BL	PTS	AVG
ERIC FERNSTEN PLAYOFF RECORD																	
79-80	5	18	2	6	.333	2	3	.667	3	2	5	0	1-0	0	3	6	1.2
80-81	8	14	0	3	.000	2	3	.667	1	3	4	1	3-0	1	0	2	0.3
81-82	5	11	1	2	.500	1	2	.500	2	0	2	0	0-0	0	0	3	0.6
TOTALS	18	43	3	11	.273	5	8	.625	6	5	11	1	4-0	1	3	11	0.6
Three-Point Field Goals: None Attempted.																	

HENRY FINKEL [#29] 7'0" 245 LBS 04/20/42 DAYTON '66																	
>> Transactions: Sold by the San Diego Clippers for cash and a draft choice on August 22, 1969...Retired after the 1974-75 season.																	
69-70	80	1866	310	683	.454	156	233	.670			613	103	292-13			776	9.7
70-71	80	1234	214	489	.438	93	127	.732			343	79	196-5			521	6.5
71-72	78	736	103	254	.406	43	74	.581			251	61	118-4			249	3.2
72-73	76	496	78	173	.451	28	52	.538			151	26	83-0			184	2.4
73-74	60	427	60	427	.462	28	43	.651	41	94	135	27	62-1	3	7	148	2.5
74-75	62	518	52	518	.403	23	43	.535	33	79	112	32	72-0	7	3	127	2.0
TOTALS	436	5277	817	1858	.440	371	572	.649	74	173	1605	328	823-23	10	10	2005	4.6
PLAYOFF RECORD																	
71-72	8	68	10	22	.455	0	0	.000			24	3	11-0	1	0	20	2.5
72-73	7	23	6	9	.667	0	0	.000			6	3	4-0	0	0	12	1.7
73-74	8	46	8	18	.444	1	1	1.000	5	5	10	3	9-0	1	0	17	2.1
74-75	7	25	3	7	.429	3	5	.600	3	3	6	4	2-0	0	0	9	1.3
TOTALS	30	162	27	56	.482	4	6	.667	8	8	46	13	26-0	2	0	58	1.9

MICHAEL FINLEY [#40] 6'7" 225 LBS 03/06/73 WISCONSIN '95																	
>> Transactions: Signed as a free agent on March 6, 2010.																	
09-10	21	314	44	87	.506	2	6	.333	1	32	33	27	21-0	4	2	109	5.2
Three-Point Field Goals: 2009-10, 19-for-41 (.463).																	
PLAYOFF RECORD																	
09-10	18	108	5	20	.250	2	2	1.000	1	10	11	4	4-0	4	0	15	0.8
Three-Point Field Goals: 2009-10, 3-for-11 (.273).																	

JACK FOLEY [#21] 6'3" 185 LBS 11/17/40 HOLY CROSS '62																	
62-63	5	46	13	26	.500	6	8	.750			7	0				32	6.4
Also played 6 games for New York in 1962-63.																	

CHRIS FORD [#42] 6'5" 190 LBS 01/11/49 VILLANOVA '72																	
>> Transactions: Acquired from the Detroit Pistons with a 1981 second-round draft choice for Earl Tatum on August 19, 1978 (also played 3 games for Detroit in 1978-79)...Waived on October 25, 1982.																	
78-79	78	2629	525	1107	.474	165	219	.753	115	141	256	369	200-2	114	24	1215	15.6
79-80	73	2115	330	709	.465	86	114	.754	77	104	181	215	178-0	111	27	816	11.2
80-81	82	2723	314	707	.444	64	87	.736	72	91	163	295	212-2	100	23	728	8.9
81-82	76	1591	188	450	.418	39	56	.696	52	56	108	142	143-0	42	10	435	5.7
TOTALS	309	9058	1357	2973	.456	354	476	.744	316	392	708	1021	733-4	367	84	3194	10.3
Three-Point Field Goals: 1979-80, 70-for-164 (.427); 1980-81, 36-for-109 (.330); 1981-82, 20-for-63 (.317). Totals: 126-for-336 (.375).																	
PLAYOFF RECORD																	
79-80	9	279	34	79	.430	12	15	.800	9	16	25	21	35-1	14	6	82	9.1
80-81	17	507	66	146	.452	15	25	.600	13	32	45	46	47-0	14	1	154	9.1
81-82	12	138	20	42	.476	5	7	.714	6	9	15	15	15-0	3	1	47	3.9
TOTALS	38	924	120	267	.449	32	47	.681	28	57	85	82	97-1	31	8	283	7.4
Three-Point Field Goals: 1979-80, 2-for-13 (.154); 1980-81, 7-for-25 (.280); 1981-82, 2-for-7 (.286). Totals: 11-for-45 (.244).																	

JOSEPH FORTE [#40] 6'4" 194 LBS 03/23/81 NORTH CAROLINA '03																	
>> Transactions: First round draft choice (2 <sup>nd</sup> pick overall) in 2001...Traded with Kenny Anderson and Vitaly Potapenko to the Seattle SuperSonics for Vin Baker and Shammond Williams on July 22, 2002.																	
01-02	8	39	1	12	.083	4	4	1.000	1	5	6	6	1-0	2	0	6	0.8
Three-Point Field Goals: 2001-02, 0-for-3 (.000).																	

YEAR	G	MIN	FGM	FGA	PCT	FTM	FTA	PCT	OFF	DEF	TOT	AST	PF-DQ	ST	BL	PTS	AVG
------	---	-----	-----	-----	-----	-----	-----	-----	-----	-----	-----	-----	-------	----	----	-----	-----

**DANNY FORTSON [#27]****6'7" 260 LBS 03/27/76****CINCINNATI '98**

>> Transactions: Acquired from the Denver Nuggets with Eric Williams, Eric Washington and a first-round draft choice for Ron Mercer, Popeye Jones and Dwayne Schintzius on August 3, 1999...Traded with a future draft choice to the Toronto Raptors for Alvin Williams, Sean Marks and cash considerations on February 9, 2000; trade later voided because Williams failed a physical...Traded to the Golden State Warriors as part of a four-team deal in which Boston received Robert Pack, John Williams and cash considerations from the Dallas Mavericks and a conditional first-round draft choice from the Utah Jazz, Dallas received Dana Barros from Boston, Bill Curley from Golden State and Howard Eisley from Utah, Utah received Donyell Marshall from Golden State and Bruno Sundov from Dallas and Golden State received Adam Keefe from Utah on August 16, 2000.

99-00 55 856 140 265 .528 139 189 .735 141 225 366 29 180-4 20 5 419 7.6  
Three-Point Field Goals: 1999-2000, None Attempted.

**RICK FOX [#44]****6'7" 249 LBS 07/24/69****NORTH CAROLINA '91**

>> Transactions: First round draft choice (24<sup>th</sup> pick overall) in 1991...Rights were renounced on July 7, 1997... Traded by the Los Angeles Lakers with Gary Payton and a conditional first round draft choice for Chuck Atkins, Jumaine Jones and Chris Mihm on August 13, 2004...Waived to facilitate retirement.

91-92	81	1535	241	525	.459	139	184	.755	73	147	220	126	230-3	78	30	644	8.0
92-93	71	1082	184	380	.484	81	101	.802	55	104	159	113	133-1	61	21	453	6.4
93-94	82	2096	340	728	.467	174	230	.757	105	250	355	217	244-4	81	52	887	10.8
94-95	53	1039	169	351	.481	95	123	.772	61	94	155	139	154-1	52	19	464	8.8
95-96	81	2588	421	928	.454	196	254	.772	158	292	450	369	290-5	113	41	1137	14.0
96-97	76	2650	433	950	.456	207	263	.787	114	280	394	286	221-1	167	40	1174	15.4
<b>TOTALS</b>	<b>444</b>	<b>10990</b>	<b>1788</b>	<b>3862</b>	<b>.463</b>	<b>892</b>	<b>1155</b>	<b>.772</b>	<b>566</b>	<b>1167</b>	<b>1733</b>	<b>1250</b>	<b>1272-15</b>	<b>552</b>	<b>203</b>	<b>4759</b>	<b>10.7</b>

Three-Point Field Goals: 1991-92, 23-for-70 (.329); 1992-93, 4-for-23 (.174); 1993-94, 33-for-100 (.330); 1994-95, 31-for-75 (.413); 1995-96, 99-for-272 (.364); 1996-97, 101-for-278 (.363). Totals: 291-for-818 (.356).

**PLAYOFF RECORD**

91-92	8	67	11	23	.478	4	4	1.000	3	3	6	4	11-0	2	2	29	3.6
92-93	4	71	7	25	.280	2	2	1.000	8	11	19	5	7-0	2	1	17	4.3
94-95																	

**INJURED**

**TOTALS 12 138 18 48 .375 6 6 1.000 11 14 25 9 18-0 4 3 46 3.8**

Three-Point Field Goals: 1991-92, 3-for-6 (.500); 1992-93, 1-for-3 (.333). Totals: 4-for-9 (.444).

**KEVIN GAMBLE [#34]****6'5" 210 LBS 11/13/65****IOWA '87**

>> Transactions: Signed as a free agent on December 15, 1988...Contract expired at the end of the 1993-94 season.

88-89	44	375	75	136	.551	35	55	.636	11	31	42	34	40-0	14	3	187	4.3
89-90	71	990	137	301	.455	85	107	.704	42	70	112	119	77-1	28	8	362	5.1
90-91	82	2706	548	933	.587	185	227	.815	85	182	267	256	237-6	100	34	1281	15.6
91-92	82	2496	480	908	.529	139	157	.885	80	206	286	219	200-2	75	37	1108	13.5
92-93	82	2541	459	906	.507	123	149	.826	46	200	246	226	185-1	86	37	1093	13.3
93-94	75	1880	368	804	.458	103	126	.817	41	118	159	149	134-0	57	22	864	11.5
<b>TOTALS</b>	<b>436</b>	<b>10988</b>	<b>2067</b>	<b>3988</b>	<b>.518</b>	<b>670</b>	<b>821</b>	<b>.816</b>	<b>305</b>	<b>807</b>	<b>1112</b>	<b>1003</b>	<b>873-10</b>	<b>360</b>	<b>141</b>	<b>4895</b>	<b>11.2</b>

Three-Point Field Goals: 1988-89, 2-for-11 (.182); 1989-90, 3-for-18 (.167); 1990-91, 0-for-7 (.000); 1991-92, 9-for-31 (.290); 1992-93, 52-for-139 (.374); 1993-94, 25-for-103 (.245). Totals: 91-for-309 (.294).

**PLAYOFF RECORD**

88-89	1	29	4	11	.364	0	2	.000	1	0	1	2	1-0	1	0	8	8.0
89-90	3	8	3	5	.600	0	0	.000	1	0	1	2	1-0	0	0	6	2.0
90-91	11	238	29	60	.483	8	12	.667	3	10	13	19	24-0	4	2	66	6.0
91-92	10	335	62	131	.473	12	15	.800	13	29	42	23	26-0	12	6	136	13.6
92-93	4	142	23	42	.548	4	4	1.000	3	6	9	10	11-0	6	1	55	13.8
<b>TOTALS</b>	<b>29</b>	<b>752</b>	<b>121</b>	<b>249</b>	<b>.486</b>	<b>24</b>	<b>33</b>	<b>.727</b>	<b>21</b>	<b>45</b>	<b>66</b>	<b>56</b>	<b>63-0</b>	<b>23</b>	<b>9</b>	<b>271</b>	<b>9.3</b>

Three-Point Field Goals: 1988-89, 0-for-1 (.000); 1991-92, 0-for-2 (.000); 1992-93, 5-for-12 (.417). Totals: 5-for-15 (.333).

**JACK GARFINKEL [#15, #21]****6'0" 190 LBS 06/13/18****ST. JOHN'S '41**

46-47	40		81	304	.266	17	28	.607				58	62			179	4.5
47-48	43		114	380	.300	35	46	.761				59	78			263	6.1
48-49	9		12	70	.171	10	14	.714				17	19			34	3.8
<b>TOTALS</b>	<b>92</b>		<b>207</b>	<b>754</b>	<b>.275</b>	<b>62</b>	<b>88</b>	<b>.705</b>				<b>134</b>	<b>159</b>			<b>476</b>	<b>5.2</b>

**PLAYOFF RECORD**

47-48	3		7	23	.304	8	10	.800				7	15			22	7.3
-------	---	--	---	----	------	---	----	------	--	--	--	---	----	--	--	----	-----

YEAR	G	MIN	FGM	FGA	PCT	FTM	FTA	PCT	OFF	DEF	TOT	AST	PF-DQ	ST	BL	PTS	AVG
------	---	-----	-----	-----	-----	-----	-----	-----	-----	-----	-----	-----	-------	----	----	-----	-----

### KEVIN GARNETT [#5] 6'11" 253 LBS 05/19/76 FARRAGUT ACADEMY (IL) '95

>> Transactions: Acquired from Minnesota on July 31, 2007 in exchange for Ryan Gomes, Gerald Green, Al Jefferson, Theo Ratliff, Sebastian Telfair and two future first round draft choices...Traded to Brooklyn along with Paul Pierce, Jason Terry and D.J. White in exchange for Gerald Wallace, Kris Humphries, Keith Bogans, MarShon Brook, Kris Joseph, three future first round draft choices and the option to switch first round draft picks in 2017 on July 12, 2013.

07-08	71	2328	534	990	.539	269	336	.801	135	520	655	244	163-1	100	91	1337	18.8
08-09	57	1772	393	740	.531	111	132	.841	78	407	485	144	128-2	63	68	899	15.8
09-10	69	2060	402	772	.521	185	221	.837	78	428	506	185	170-1	68	57	990	14.3
10-11	71	2220	434	822	.528	187	217	.862	83	548	631	171	148-1	95	57	1056	14.9
11-12	60	1864	391	777	.503	162	189	.857	66	428	494	175	141-1	56	61	947	15.8
12-13	68	2022	422	850	.496	158	201	.786	75	455	530	159	154-1	78	62	1004	14.8
TOTALS	396	12266	2576	4951	.520	1072	1296	.827	515	2786	3301	1078	904-7	460	396	6233	15.7

Three-Point Field Goals: 2007-08, 0-for-11 (.000); 2008-09, 2-for-8 (.250); 2009-10, 1-for-5 (.200); 2010-11, 1-for-5 (.200); 2011-12, 3-for-9 (.333); 2012-13, 2-for-16 (.125). Totals: 9-for-54 (.167).

#### PLAYOFF RECORD

07-08	26	987	217	438	.495	94	116	.810	72	202	274	87	74-0	35	29	530	20.4
08-09	Did Not Play - Injured																
09-10	23	766	149	301	.495	47	56	.839	32	138	170	58	74-0	26	20	345	15.0
10-11	9	328	56	127	.441	22	29	.759	21	77	98	23	27-0	17	9	134	14.9
11-12	20	737	159	320	.497	65	80	.813	31	175	206	30	59-0	23	29	384	19.2
12-13	6	212	30	60	.500	16	17	.941	9	73	82	21	23-0	5	6	76	12.7
TOTALS	84	3030	611	1246	.490	244	298	.819	165	665	830	219	257-0	106	93	1469	17.5

Three-Point Field Goals: 2007-08, 2-for-8 (.250); 2008-09, None Attempted; 2009-10, 0-for-0 (.000); 2010-11, 0-for-1 (.000); 2011-12, 1-for-4 (.250); 2012-13, 0-for-2 (.000). Totals: 3-for-17 (.177).

### MARLON GARNETT [#20] 6'2" 186 LBS 07/03/75 SANTA CLARA '97

>> Transactions: Signed as a free agent on January 21, 1999...Waived on May 5, 1999.

98-99	24	205	15	51	.294	15	20	.750	3	18	21	18	18-0	5	1	51	2.1
-------	----	-----	----	----	------	----	----	------	---	----	----	----	------	---	---	----	-----

Three-Point Field Goals: 1998-99, 6-for-23 (.261).

### WARD GIBSON 6'5" 198 LBS 12/06/21 D: 02/01/58 CREIGHTON '47

49-50	2	3	4	.750	1	4	.250				1	3				7	3.5
-------	---	---	---	------	---	---	------	--	--	--	---	---	--	--	--	---	-----

Also played 30 games for Waterloo in 1949-50.

### J.R. GIDDENS [#4] 6'5" 215 LBS 02/13/85 NEW MEXICO '08

>> Transactions: Selected in the first round (30<sup>th</sup> pick overall) of the 2008 NBA Draft...Traded to New York along with Eddie House and Bill Walker in exchange for Nate Robinson and Marcus Landry on February 18, 2010.

08-09	6	8	2	3	.667	0	0	.000	2	1	3	0	1-0	1	0	4	0.7
09-10	21	98	9	21	.429	6	12	.500	4	16	20	6	10-0	4	1	24	1.1
TOTALS	27	106	11	24	.458	6	12	.500	6	17	23	6	11-0	5	1	28	1.0

Three-Point Field Goals: 2008-09, 0-for-0 (.000); 2009-10, 0-for-2 (.000). Totals: 0-for-2 (.000).

### ARTIS GILMORE [#53] 7'2" 265 LBS 09/21/49 JACKSONVILLE '71

>> Transactions: Signed as a free agent on January 8, 1988 (also played 24 games for Chicago in 1987-88)...Contract expired at the end of the 1987-88 season.

87-88	47	521	58	101	.574	48	91	.527	54	94	148	12	94-0	10	18	164	3.5
-------	----	-----	----	-----	------	----	----	------	----	----	-----	----	------	----	----	-----	-----

Three-Point Field Goals: None Attempted.

#### PLAYOFF RECORD

87-88	14	86	4	8	.500	7	14	.500	4	16	20	1	14-0	0	4	15	1.1
-------	----	----	---	---	------	---	----	------	---	----	----	---	------	---	---	----	-----

Three-Point Field Goals: None Attempted.

### CLARENCE GLOVER [#28] 6'8" 210 LBS 11/01/47 WESTERN KENTUCKY '71

>> Transactions: First round draft choice (10<sup>th</sup> pick overall) in 1971.

71-72	25	119	25	55	.455	15	32	.469			46	4	26-0			65	2.6
-------	----	-----	----	----	------	----	----	------	--	--	----	---	------	--	--	----	-----

#### PLAYOFF RECORD

71-72	3	10	2	6	.333	2	2	1.000			3	0	1-0			6	2.0
-------	---	----	---	---	------	---	---	-------	--	--	---	---	-----	--	--	---	-----

### RYAN GOMES [#4] 6'7" 250 LBS 09/01/82 PROVIDENCE '05

>> Transactions: Second round draft choice (50<sup>th</sup> overall) in 2005 NBA Draft...Traded to Minnesota along with Gerald Green, Al Jefferson, Theo Ratliff, Sebastian Telfair and a future draft choice in exchange for Kevin Garnett on July 31, 2007...Acquired as part of a three-team trade that saw Boston also acquire guard Jerryd Bayless on January 6, 2014...Was immediately waived upon completion of the trade.

05-06	61	1376	173	355	.487	112	149	.752	102	196	298	58	83-1	35	5	461	7.6
06-07	73	2275	338	723	.467	189	233	.811	125	282	407	119	169-1	48	13	881	11.7
TOTALS	134	3651	511	1078	.474	301	382	.788	227	478	705	177	252-2	83	18	1342	10.0

Three-Point Field Goals: 2005-06, 3-for-9 (.333); 2006-07, 16-for-42 (.381); Totals: 19-for-51 (.373).

YEAR	G	MIN	FGM	FGA	PCT	FTM	FTA	PCT	OFF	DEF	TOT	AST	PF-DQ	ST	BL	PTS	AVG
------	---	-----	-----	-----	-----	-----	-----	-----	-----	-----	-----	-----	-------	----	----	-----	-----

**MAL GRAHAM [#11]****6'1"****185 LBS****02/23/45****NEW YORK UNIVERSITY '67**>> Transactions: First round draft choice (11<sup>th</sup> pick overall) in 1967.

67-68	48	786	117	272	.430	56	88	.636			94	61	123-0			290	6.0
68-69	22	103	13	55	.236	11	14	.786			24	14	27-0			37	1.7
<b>TOTALS</b>	<b>70</b>	<b>889</b>	<b>130</b>	<b>327</b>	<b>.398</b>	<b>67</b>	<b>102</b>	<b>.657</b>			<b>118</b>	<b>75</b>	<b>150-0</b>			<b>327</b>	<b>4.7</b>

**PLAYOFF RECORD**

67-68	5	22	2	5	.400	1	3	.333			4	1	3-0			5	1.0
68-69	2	3	0	2	.000	0	0	.000			0	1	0-0			0	0.0
<b>TOTALS</b>	<b>7</b>	<b>25</b>	<b>2</b>	<b>7</b>	<b>.286</b>	<b>1</b>	<b>3</b>	<b>.333</b>			<b>4</b>	<b>2</b>	<b>3-0</b>			<b>5</b>	<b>0.7</b>

**RON GRANDISON [#31]****6'8"****217 LBS****07/09/64****NEW ORLEANS '87**

&gt;&gt; Transactions: Signed as a free agent on September 27, 1988.

88-89	72	528	59	142	.415	59	80	.738	47	45	92	42	71-0	18	3	177	2.5
Three-Point Field Goals: 1988-89, 0-for-10 (.000).																	

**WYNDOL GRAY [#4]****6'1"****175 LBS****03/20/22 D: 01/29/94****HARVARD/BOWLING GREEN**

46-47	55		139	476	.292	72	124	.581				47	105			350	6.4
-------	----	--	-----	-----	------	----	-----	------	--	--	--	----	-----	--	--	-----	-----

**GERALD GREEN [#5]****6'8"****200 LBS****01/26/86****GULF SHORES ACADEMY (HS) '05**>> Transactions: First round draft choice (18<sup>th</sup> overall pick) in 2005 NBA Draft...Traded to Minnesota along with Ryan Gomes, Al Jefferson, Theo Ratliff, Sebastian Telfair and a future draft choice in exchange for Kevin Garnett on July 31, 2007.

05-06	32	374	66	138	.478	29	37	.784	10	31	41	18	41-1	13	4	167	5.2
06-07	81	1780	376	806	.467	128	159	.805	68	140	208	83	198-1	41	24	843	10.4
<b>TOTALS</b>	<b>113</b>	<b>2154</b>	<b>376</b>	<b>877</b>	<b>.429</b>	<b>157</b>	<b>196</b>	<b>.801</b>	<b>78</b>	<b>171</b>	<b>249</b>	<b>101</b>	<b>239-2</b>	<b>54</b>	<b>28</b>	<b>1010</b>	<b>8.9</b>

Three-Point Field Goals: 2005-06, 6-for-20 (.300); 2006-07, 95-for-258 (.368). Totals: 101-for-278 (.278).

**JEFF GREEN [#8]****6'5"****220 LBS****09/13/37****GEORGETOWN '07**

&gt;&gt; Transactions: Acquired from the Oklahoma City Thunder along with Nenad Krstic, cash and a 2012 first round draft pick in exchange for Kendrick Perkins and Nate Robinson on February 24, 2011...Signed as a free agent on August 22, 2012...Traded to Memphis as part of a three-team trade that saw the Celtics acquire Tayshaun Prince and a future first round draft pick from Memphis and guard Austin Rivers from the New Orleans Pelicans on January 12, 2015.

10-11	26	612	98	202	.485	50	63	.794	16	70	86	19	68-1	13	16	254	9.8
12-13	81	2252	376	806	.467	214	265	.808	55	263	318	128	175-0	56	68	1036	12.8
13-14	82	2805	482	1171	.412	283	356	.795	54	326	380	138	180-1	57	47	1382	16.9
14-15	33	1093	206	474	.435	121	144	.840	21	120	141	53	66-1	27	13	580	17.6
<b>TOTALS</b>	<b>222</b>	<b>6762</b>	<b>1162</b>	<b>2653</b>	<b>.438</b>	<b>668</b>	<b>828</b>	<b>.807</b>	<b>146</b>	<b>779</b>	<b>925</b>	<b>338</b>	<b>489-3</b>	<b>153</b>	<b>144</b>	<b>3252</b>	<b>14.6</b>

Three-Point Field Goals: 2010-11, 8-for-27 (.296); 2012-13, 70-for-182 (.385); 2013-14, 135-for-396 (.341); 2014-15, 47-for-154 (.305). Totals: 260-for-759 (.343).

**PLAYOFF RECORD**

10-11	9	173	23	53	.434	13	18	.722	6	18	24	2	20-0	5	4	66	7.3
12-13	6	258	37	85	.435	38	45	.844	6	26	32	14	22-1	2	4	122	20.3
<b>TOTALS</b>	<b>15</b>	<b>431</b>	<b>60</b>	<b>138</b>	<b>.435</b>	<b>51</b>	<b>63</b>	<b>.810</b>	<b>12</b>	<b>44</b>	<b>56</b>	<b>14</b>	<b>42-1</b>	<b>7</b>	<b>8</b>	<b>188</b>	<b>12.5</b>

Three-Point Field Goals: 2010-11, 7-for-16 (.438); 2012-13, 10-for-22 (.455). Totals: 17-for-38 (.447).

**RICKEY GREEN [#13]****6'0"****172 LBS****08/18/54****MICHIGAN '77**

&gt;&gt; Transactions: Signed as a free agent on September 6, 1991...Waived on March 23, 1992.

91-92	26	367	45	101	.446	13	18	.722	3	21	24	68	28-0	17	1	106	4.1
Three-Point Field Goals: 1991-92, 1-for-4 (.250).																	

**SIHUGO GREEN [#28]****6'2"****185 LBS****08/20/34 D: 10/04/80****DUQUESNE '56**

65-66	10	92	12	31	.387	8	16	.500			11	9	16-0			32	3.2
-------	----	----	----	----	------	---	----	------	--	--	----	---	------	--	--	----	-----

**ORLEN GREENE [#0]****6'4"****208 LBS****02/04/82****LOUISIANA-LAFAYETTE '05**>> Transactions: Second round draft choice (53<sup>rd</sup> pick overall) in 2005...Waived on June 30, 2006.

05-06	80	1235	100	253	.395	45	68	.662	37	108	145	129	181-1	77	10	254	3.2
Three-Point Field Goals: 2005-06, 9-for-40 (.225).																	

**ADRIAN GRIFFIN [#44]****6'5"****215 LBS****07/04/74****SETON HALL '96**

&gt;&gt; Transactions: Signed as a free agent on August 1, 1999...Contract was not renewed after the 2000-01 season.

99-00	72	1927	175	413	.424	119	158	.753	128	244	372	177	222-3	116	15	485	6.7
00-01	44	377	33	97	.340	18	24	.750	27	60	87	27	45-0	18	5	93	2.1
<b>TOTALS</b>	<b>116</b>	<b>2304</b>	<b>208</b>	<b>510</b>	<b>.408</b>	<b>137</b>	<b>182</b>	<b>.753</b>	<b>155</b>	<b>304</b>	<b>459</b>	<b>204</b>	<b>267-3</b>	<b>134</b>	<b>20</b>	<b>578</b>	<b>5.0</b>

Three-Point Field Goals: 1999-00, 16-for-57 (.281); 2000-01, 9-for-26 (.346). Totals: 25-for-83 (.301).

YEAR	G	MIN	FGM	FGA	PCT	FTM	FTA	PCT	OFF	DEF	TOT	AST	PF-DQ	ST	BL	PTS	AVG
------	---	-----	-----	-----	-----	-----	-----	-----	-----	-----	-----	-----	-------	----	----	-----	-----

<b>GENE GUARILIA</b>	<b>GEORGE WASHINGTON</b>
----------------------	--------------------------

>> Transactions: Second round draft choice (16<sup>th</sup> pick overall) in 1959.

59-60	48	423	58	154	.377	29	41	.707			85	18	57-1			145	3.0
60-61	25	209	38	94	.404	3	10	.300			71	5	28-0			79	3.2
61-62	45	367	61	161	.379	41	64	.641			124	11	56-0			163	3.6
62-63	11	83	11	38	.289	4	11	.364			14	2	5-0			26	2.4
TOTALS	129	1082	168	447	.376	77	126	.611			294	36	146-1			413	3.2

PLAYOFF RECORD

59-60	7	41	4	18	.222	6	6	1.000			19	3	4-0			14	2.0
61-62	5	26	2	8	.250	2	5	.400			4	1	6-0			6	1.2
TOTALS	12	67	6	26	.231	8	11	.727			23	4	10-0			20	1.7

<b>TOM GUGLIOTTA</b>	<b>12/19/69</b>	<b>NORTH CAROLINA STATE</b>	<b>'92</b>
----------------------	-----------------	-----------------------------	------------

>> Transactions: Signed as a free agent on August 16, 2004...Traded with Gary Payton, Michael Stewart and a first round draft choice to the Atlanta Hawks for Antoine Walker on February 24, 2005.

04-05	20	218	11	37	.297	4	6	.667	15	28	43	12	23-0	9	4	26	1.3
Three-Point Field Goals: None Attempted.																	

<b>CHARLES HALBERT</b>	<b>02/27/19</b>	<b>D: 03/14/13</b>	<b>WEST TEXAS</b>	<b>'42</b>
------------------------	-----------------	--------------------	-------------------	------------

48-49	33		99	338	.293	112	188	.596				61	97			310	9.4
Also played 27 games for Providence in 1948-49.																	

<b>STEVE HAMER</b>	<b>11/13/73</b>	<b>TENNESSEE</b>	<b>'96</b>
--------------------	-----------------	------------------	------------

>> Transactions: Second round draft choice (38<sup>th</sup> pick overall) in 1996...Rights were renounced on July 7, 1997.

96-97	35	268	30	57	.526	16	29	.552	17	43	60	7	39-0	2	4	76	2.2
Three-Point Field Goals: 1996-97, 0-for-2 (.000).																	

<b>THOMAS HAMILTON</b>	<b>04/03/75</b>	<b>PITTSBURGH</b>	<b>'97</b>
------------------------	-----------------	-------------------	------------

>> Transactions: Signed as a free agent on November 24, 1995...Waived on June 28, 1996.

95-96	11	70	9	31	.290	7	18	.389	10	12	22	1	12-0	0	9	25	2.3
Three-Point Field Goals: 1995-96, None Attempted.																	

<b>CECIL HANKINS</b>	<b>01/06/22</b>	<b>D: 06/03/02</b>	<b>OKLAHOMA STATE</b>	<b>'46</b>
----------------------	-----------------	--------------------	-----------------------	------------

47-48	25		23	116	.198	24	35	.686				8	28			70	2.8
-------	----	--	----	-----	------	----	----	------	--	--	--	---	----	--	--	----	-----

<b>PHIL HANKINSON</b>	<b>07/26/51</b>	<b>D: 11/19/96</b>	<b>PENN</b>	<b>'73</b>
-----------------------	-----------------	--------------------	-------------	------------

>> Transactions: Second round draft choice (35<sup>th</sup> pick overall) in 1973.

73-74	28	163	50	103	.485	10	13	.769	22	28	50	4	18-0	3	1	110	3.9
74-75	3	24	6	11	.545	0	0	.000	1	6	7	2	3-0	1	0	12	4.0
TOTALS	31	187	56	114	.491	10	13	.769	23	34	57	6	21-0	4	1	122	3.9

PLAYOFF RECORD

73-74	2	5	2	4	.500	2	2	1.000	0	1	1	0	0-0	0	1	6	3.0
74-75	2	3	1	3	.333	0	0	.000	2	0	2	0	0-0	0	1	2	1.0
TOTALS	4	8	3	7	.429	2	2	1.000	2	1	3	0	0-0	0	2	8	2.0

<b>REGGIE HANSON</b>	<b>10/08/68</b>	<b>KENTUCKY</b>	<b>'91</b>
----------------------	-----------------	-----------------	------------

>> Transactions: Signed to the first of two consecutive ten-day contracts on March 25, 1998.

97-98	8	26	3	6	.500	0	0	.000	3	3	6	1	8-0	2	1	6	0.8
Three-Point Field Goals: None Attempted.																	

<b>LUKE HARANGODY</b>	<b>01/02/88</b>	<b>NOTRE DAME</b>	<b>'10</b>
-----------------------	-----------------	-------------------	------------

>> Transactions: Second round draft choice (52<sup>nd</sup> overall pick) in the 2010 NBA Draft...Traded along with Semih Erden to the Cleveland Cavaliers in exchange for a future second round draft pick on February 24, 2011.

10-11	28	241	28	71	.394	5	8	.625	17	38	55	16	36-0	4	7	63	2.3
Three-Point Field Goals: 2010-11, 2-for-10 (.200).																	

<b>BOB HARRIS</b>	<b>03/16/27</b>	<b>D: 04/77</b>	<b>OKLAHOMA STATE</b>	<b>'49</b>
-------------------	-----------------	-----------------	-----------------------	------------

50-51																	
51-52	66	1899	190	463	.410	134	209	.641			531	120	194-5			514	7.8
52-53	70	1971	192	459	.418	133	226	.588			485	95	238-6			517	7.4
53-54	71	1898	156	409	.381	108	172	.628			517	94	224-8			420	5.9
TOTALS	207		538	1331	.404	375	607	.618			1533	309	656-19			1451	7.0



YEAR	G	MIN	FGM	FGA	PCT	FTM	FTA	PCT	OFF	DEF	TOT	AST	PF-DQ	ST	BL	PTS	AVG
<b>BOB HARRIS PLAYOFF RECORD</b>																	
50-51	2		1	10	.100	5	7	.714			4	2	4-0			7	3.5
51-52	3	87	9	21	.429	5	5	1.000			25	4	16-1			23	7.7
52-53	6	193	16	35	.457	18	24	.750			56	12	28-3			50	8.3
53-54	6	150	16	25	.640	16	23	.696			35	3	25-1			48	8.0
<b>TOTALS</b>	<b>17</b>		<b>42</b>	<b>91</b>	<b>.462</b>	<b>44</b>	<b>59</b>	<b>.746</b>			<b>120</b>	<b>21</b>	<b>73-5</b>			<b>128</b>	<b>7.5</b>

Also played for Fort Wayne in 1950-51. Games played for Boston were not recorded.

TONY HARRIS [#43]		6'3"		190 LBS		05/13/67		NEW ORLEANS '90									
>> Transactions: Signed to the first of two consecutive ten-day contracts on March 6, 1994...Waived on March 23, 1994...Re-signed on March 9, 1994...Waived on December 28, 1994.																	
93-94	5	88	9	31	.290	23	25	.920	3	7	10	8	8-0	4	0	44	8.8
94-95	3	18	3	8	.375	8	9	.889	0	0	0	0	2-0	0	0	14	4.7
TOTALS	8	106	12	39	.308	31	34	.912	3	7	10	8	10-0	4	0	56	7.0
Three-Point Field Goals: 1993-94, 3-for-9 (.333); 1994-95, 0-for-1 (.000). Totals: 3-for-10 (.300).																	

JOHN HAVLICEK [#17]			6'5"			205 LBS		04/08/40		OHIO STATE '62							
>> Transactions: First round draft choice (7 <sup>th</sup> pick overall) in 1962...Retired in 1978.																	
62-63	80	2200	483	1085	.445	174	239	.728			534	179	189-2			1140	14.3
63-64	80	2587	640	1535	.417	315	422	.746			428	238	227-1			1595	19.9
64-65	75	2169	570	1420	.401	235	316	.744			371	199	200-2			1375	18.3
65-66	71	2175	530	1328	.399	274	349	.785			423	210	158-1			1334	18.8
66-67	81	2602	684	1540	.444	365	441	.828			532	278	210-0			1733	21.4
67-68	82	2921	666	1551	.429	368	453	.812			546	384	237-2			1700	20.7
68-69	82	3174	692	1709	.405	387	496	.780			570	441	247-0			1771	21.6
69-70	81	3369	736	1585	.464	488	578	.844			635	550	211-1			1960	24.2
70-71	81	3678	892	1982	.450	554	677	.818			730	607	200-0			2338	28.9
71-72	82	3698	897	1957	.458	458	549	.834			672	614	183-1			2252	27.5
72-73	80	3367	766	1704	.450	370	431	.858			567	529	195-1			1902	23.8
73-74	76	3091	685	1502	.456	346	416	.832	138	349	487	447	196-1	95	32	1716	22.6
74-75	82	3132	642	1411	.455	289	332	.870	154	330	484	432	231-2	110	16	1573	19.2
75-76	76	2598	504	1121	.450	281	333	.844	116	198	314	278	204-1	97	29	1289	17.0
76-77	79	2913	580	1283	.452	235	288	.816	109	273	382	400	208-4	84	18	1395	17.7
77-78	82	2797	546	1217	.449	230	269	.855	93	239	332	328	185-2	90	22	1322	16.1
TOTALS	1270	46471	10513	23930	.439	5369	6589	.815	610	1389	8007	6114	3281-21	476	117	26395	20.8

<b>PLAYOFF RECORD</b>																	
62-63	11	254	56	125	.488	18	27	.667			53	17	28-1			130	11.8
63-64	10	289	61	159	.384	53	44	.795			43	32	26-0			157	15.7
64-65	12	405	88	250	.352	46	55	.836			88	29	44-1			22	18.5
65-66	17	719	153	374	.409	95	113	.841			154	70	69-2			401	23.6
66-67	9	330	95	212	.448	57	71	.803			73	28	30-0			247	27.1
67-68	19	862	184	407	.452	125	151	.828			164	142	67-1			493	25.9
68-69	18	850	170	382	.445	118	138	.855			179	100	58-2			458	25.4
71-72	11	517	108	235	.460	85	99	.859			92	70	35-1			301	27.4
72-73	12	479	112	235	.477	61	74	.824			62	65	24-0			285	23.8
73-74	18	811	199	411	.484	89	101	.881	28	88	116	108	43-0	24	6	487	27.1
74-75	11	464	83	192	.432	66	76	.868	18	39	57	51	38-1	16	1	232	21.1
75-76	15	505	80	180	.444	38	47	.809	18	38	56	51	22-0	12	5	198	13.2
76-77	9	375	62	167	.371	41	50	.820	15	34	49	62	33-0	3	8	165	18.3
<b>TOTALS</b>	<b>172</b>	<b>6860</b>	<b>1451</b>	<b>3329</b>	<b>.436</b>	<b>874</b>	<b>1046</b>	<b>.836</b>	<b>79</b>	<b>199</b>	<b>1186</b>	<b>825</b>	<b>517-9</b>	<b>60</b>	<b>16</b>	<b>3776</b>	<b>22.0</b>

<b>MICHAEL HAWKINS [#5]</b>				<b>6'0"</b>		<b>180 LBS</b>		<b>10/28/72</b>		<b>XAVIER (OH) '95</b>							
>> Transactions: Signed to the first of two consecutive ten-day contracts on February 8, 1997...Re-signed for the remainder of the season on March 7, 1997...Rights renounced on July 7, 1997.																	
96-97	29	326	29	68	.426	12	15	.800	9	22	31	64	40-0	16	1	80	2.8
Three-Point Field Goals: 1996-97, 10-for-31 (.323).																	

<b>JOHN HAZEN [#3, #10]</b>		<b>6'2"</b>		<b>172 LBS</b>		<b>03/02/27 D: 10/21/98</b>		<b>INDIANA STATE '48</b>									
48-49	6		6	17	.353	6	7	.857				3	10			18	3.0

TOM HEINSOHN [#15]			6'7"		218 LBS		08/26/34		HOLY CROSS '56						
>> Transactions: First round draft choice, selected as a territorial choice, in 1956...Retired in 1965.															
56-57	72	2150	466	1123	.397	271	343	.790	705	117	304-12	1163	16.2		
57-58	69	2206	468	1226	.382	294	394	.746	705	125	274-6	1230	17.8		
58-59	66	2089	465	1192	.390	312	391	.798	638	164	271-11	1242	18.8		
59-60	75	2420	673	1590	.423	283	386	.734	794	171	275-8	1629	21.7		

YEAR	G	MIN	FGM	FGA	PCT	FTM	FTA	PCT	OFF	DEF	TOT	AST	PF-DQ	ST	BL	PTS	AVG
TOM HEINSOHN REGULAR SEASON RECORD CONTINUED																	
60-61	74	2256	627	1660	.376	325	424	.766			732	141	260-7			1579	21.3
61-62	79	2383	692	1613	.429	358	437	.819			747	165	280-2			1742	22.1
62-63	76	2004	550	1300	.423	340	407	.835			569	95	270-4			1440	18.9
63-64	76	2040	487	1223	.398	283	342	.827			460	183	268-3			1257	16.5
64-65	67	1706	365	954	.383	182	229	.795			399	157	252-5			912	13.6
TOTALS	654	19254	4773	11787	.405	2648	3353	.790			5749	1318	2454-58			12194	18.6

PLAYOFF RECORD																	
56-57	10	370	90	231	.390	49	69	.710			117	20	40-1			229	22.9
57-58	11	349	68	194	.351	56	72	.778			119	18	52-3			192	17.5
58-59	11	348	91	220	.414	37	56	.661			98	32	41-0			219	19.9
59-60	13	423	112	267	.419	60	80	.750			126	27	53-2			284	21.8
60-61	10	291	82	201	.408	33	43	.767			99	20	36-1			197	19.7
61-62	14	445	116	291	.399	58	76	.763			115	34	53-4			290	20.7
62-63	13	413	123	270	.456	75	98	.765			116	15	55-2			321	24.7
63-64	10	308	70	180	.412	34	42	.810			80	26	36-0			174	17.4
64-65	12	276	66	181	.365	20	32	.625			84	23	46-1			152	12.7
TOTALS	104	3223	818	2035	.402	422	568	.743			954	215	417-14			2058	19.8

DIXON HEMRIC [#20] 6'6" 220 LBS 08/29/33 WAKE FOREST '55																	
>> Transactions: Second round draft choice in 1955.																	
55-56	71	1329	161	400	.403	177	273	.648			399	60	142-2			499	7.0
56-57	67	1055	109	317	.344	146	210	.695			304	42	98-0			364	5.4
TOTALS	138	2384	270	717	.377	323	483	.669			703	102	240-2			863	6.3

PLAYOFF RECORD																	
55-56	3	54	5	24	.208	9	16	.563			22	1	7-0			19	6.3
56-57	2	19	1	7	.143	0	0	.000			9	1	1-0			2	1.0
TOTALS	5	73	6	31	.194	9	16	.563			31	2	8-0			21	4.2

GERALD HENDERSON [#43] 6'2" 175 LBS 01/16/56 VIRGINIA COMMONWEALTH '78																	
>> Transactions: Signed as a free agent on June 25, 1979...Traded to the Seattle SuperSonics for a 1986 first round draft choice on October 16, 1984.																	
79-80	76	1061	191	382	.500	89	129	.690	37	46	83	147	96-0	45	15	473	6.2
80-81	82	1608	261	579	.451	113	157	.720	43	89	132	213	177-0	79	12	636	7.8
81-82	82	1844	353	705	.501	125	172	.727	47	105	152	252	199-3	82	11	833	10.2
82-83	82	1551	286	618	.463	96	133	.722	57	67	124	195	190-6	95	3	671	8.2
83-84	78	2088	376	718	.524	136	177	.768	68	79	147	300	209-1	117	14	908	11.6
TOTALS	400	8152	1467	3002	.489	559	768	.728	252	386	638	1107	871-10	418	55	3521	8.8
Three-Point Field Goals: 1979-80 2-for-6 (.333); 1980-81, 1-for-16 (.063); 1981-82, 2-for-12 (.167); 1982-83, 3-for-16 (.188); 1983-84, 20-for-57 (.351). Totals 28-for-107 (.262)																	

PLAYOFF RECORD																	
79-80	9	101	15	37	.405	12	20	.600	4	6	10	12	8-0	4	0	42	4.7
80-81	16	228	41	86	.477	10	12	.833	10	15	25	26	24-0	10	3	92	5.8
81-82	12	310	38	93	.409	24	35	.686	12	13	25	48	30-0	14	2	100	8.3
82-83	7	187	35	85	.412	6	7	.857	8	6	14	31	25-1	11	1	76	10.9
83-84	23	616	115	237	.485	54	75	.720	23	29	52	97	78-0	34	1	287	12.5
TOTALS	67	1442	244	538	.454	106	149	.711	57	69	126	214	165-1	73	7	597	8.9
Three-Point Field Goals: 1979-80, 0-for-2 (.000); 1980-81 0-for-1 (.000); 1981-82, 0-for-2 (.000); 1982-83, 0-for-3 (.000); 1983-84, 3-for-11 (.273). Totals 3-for-19 (.158)																	

CONNER HENRY [#43] 6'7" 195 LBS 07/21/63 CAL-SANTA BARBARA '86																	
>> Transactions: Signed to the first of two consecutive ten-day contracts on January 1, 1987 (also played 18 games for Houston in 1986-87)...Re-signed for the remainder of the season on January 22, 1987...Waived on November 30, 1987.																	
86-87	36	231	38	103	.369	10	17	.588	7	20	27	27	27-0	6	1	98	2.7
87-88	10	81	11	28	.393	9	10	.900	2	8	10	12	11-0	1	1	34	3.4
TOTALS	46	312	49	131	.374	19	27	.704	9	28	37	39	38-0	7	2	132	2.9
Three-Point Field Goals: 1986-87, 12-for-31 (.387); 1987-88, 3-for-8 (.375); Totals: 15-for-39 (.385).																	

PLAYOFF RECORD																	
86-87	11	35	8	16	.500	5	10	.500	3	3	6	0	3-0	0	0	22	2.0
Three-Point Field Goals: 1-for-5 (.200).																	

YEAR	G	MIN	FGM	FGA	PCT	FTM	FTA	PCT	OFF	DEF	TOT	AST	PF-DQ	ST	BL	PTS	AVG
------	---	-----	-----	-----	-----	-----	-----	-----	-----	-----	-----	-----	-------	----	----	-----	-----

**CLARENCE HERMSEN [#10] 6'9" 235 LBS 03/12/23 D: 03/02/94 MINNESOTA '48**

50-51																	
52-53	4		0	9	.000	1	2	.500			7	0	6-0			1	0.3

**PLAYOFF RECORD**

50-51	2		1	6	.167	0	0	.000			3	0	6-0			2	1.0
-------	---	--	---	---	------	---	---	------	--	--	---	---	-----	--	--	---	-----

Also played for Tri-Cities in 1950-51 and played 6 games for Indianapolis in 1952-53. Games played for Boston were not recorded.

**CHRIS HERREN [#12] 6'2" 190 LBS 09/27/75 FRESNO STATE '99**

&gt;&gt; Transactions: Acquired from the Denver Nuggets with Bryant Stith for Robert Pack and Gilbert Cheaney on October 16, 2000...Waived on October 28, 2001.

00-01	25	408	29	96	.302	9	12	.750	4	17	21	56	43-0	14	0	83	3.3
-------	----	-----	----	----	------	---	----	------	---	----	----	----	------	----	---	----	-----

Three-Point Field Goals: 16-for-55 (.291).

**SIDNEY HERTZBERG [#4] 6'0" 176 LBS 07/29/22 D: 07/26/05 CCNY**

49-50	68		275	865	.318	143	191	.749				200	153			693	10.2
50-51	65		206	651	.316	223	270	.826			260	244	156-4			635	9.8
<b>TOTALS</b>	<b>133</b>		<b>481</b>	<b>1516</b>	<b>.317</b>	<b>366</b>	<b>461</b>	<b>.794</b>			<b>260</b>	<b>444</b>	<b>309</b>			<b>1328</b>	<b>10.0</b>

**PLAYOFF RECORD**

50-51	2		3	13	.231	4	5	.800			2	3	8			10	5.0
-------	---	--	---	----	------	---	---	------	--	--	---	---	---	--	--	----	-----

**JACK HEWSON [#17] 6'6" 195 LBS 09/07/24 D:10/21/98 TEMPLE '48**

47-48	24		22	89	.247	21	30	.700				1	39			65	2.7
-------	----	--	----	----	------	----	----	------	--	--	--	---	----	--	--	----	-----

**MEL HIRSCH 5'6" 165 LBS 07/31/21 D: 12/68 BROOKLYN '43**

46-47	13		9	45	.200	1	2	.500				10	18			19	1.5
-------	----	--	---	----	------	---	---	------	--	--	--	----	----	--	--	----	-----

**CHARLIE HOEFER [#3] 5'9" 158 LBS 07/12/22 HOFSTRA**

46-47	35		76	316	.241	59	93	.634				24	81			211	6.0
47-48	7		3	19	.158	4	8	.500				3	17			10	1.4
<b>TOTALS</b>	<b>42</b>		<b>79</b>	<b>335</b>	<b>.236</b>	<b>63</b>	<b>101</b>	<b>.624</b>				<b>27</b>	<b>98</b>			<b>221</b>	<b>5.3</b>

Also played 23 games for Toronto in 1946-47.

**RYAN HOLLINS [#50] 7'0" 240 LBS 10/10/84 UCLA '06**

&gt;&gt; Transactions: Signed as a free agent on March 23, 2012.

11-12	15	160	18	28	.643	6	20	.300	9	17	26	3	23-0	1	5	42	2.8
-------	----	-----	----	----	------	---	----	------	---	----	----	---	------	---	---	----	-----

Three-Point Field Goals: 2011-12, None Attempted.

**PLAYOFF RECORD**

11-12	17	170	11	26	.423	4	9	.444	16	11	27	8	29-0	0	8	26	1.5
-------	----	-----	----	----	------	---	---	------	----	----	----	---	------	---	---	----	-----

Three-Point Field Goals: 2011-12, None Attempted

**BOB HOUBREGS 6'8" 225 LBS 03/12/32 D: 05/28/14 WASHINGTON '53**

54-55	2																
-------	---	--	--	--	--	--	--	--	--	--	--	--	--	--	--	--	--

Also played 62 games for Baltimore and Fort Wayne in 1954-55. Stats with Boston were not recorded.

**EDDIE HOUSE [#50] 6'1" 180 LBS 05/14/78 ARIZONA STATE '00**

&gt;&gt; Transactions: Signed as a free agent on August 1, 2007...Traded along with J.R. Giddens and Bill Walker to New York in exchange for Nate Robinson and Marcus Landry on February 18, 2010.

07-08	78	1480	217	530	.409	33	36	.917	19	148	167	152	114-1	59	10	584	7.5
08-09	81	1479	249	560	.445	42	53	.792	11	146	157	92	113-0	61	7	691	8.5
09-10	50	845	129	322	.401	36	40	.900	7	62	69	48	61-0	28	7	358	7.2
<b>TOTALS</b>	<b>209</b>	<b>3805</b>	<b>595</b>	<b>1412</b>	<b>.421</b>	<b>111</b>	<b>129</b>	<b>.860</b>	<b>37</b>	<b>356</b>	<b>393</b>	<b>292</b>	<b>288-1</b>	<b>148</b>	<b>24</b>	<b>1633</b>	<b>7.8</b>

Three-Point Field Goals: 2007-08, 11-for-298 (.369); 2008-09, 151-for-340 (.444); 2009-10, 64-for-107 (.600). Totals: 332-for-805 (.412).

**PLAYOFF RECORD**

07-08	21	165	17	56	.304	7	8	.875	2	20	22	18	13-0	5	1	52	2.5
08-09	14	232	40	77	.519	10	11	.909	2	18	20	13	26-0	11	0	108	7.7
<b>TOTALS</b>	<b>35</b>	<b>397</b>	<b>57</b>	<b>133</b>	<b>.414</b>	<b>17</b>	<b>19</b>	<b>.892</b>	<b>4</b>	<b>38</b>	<b>42</b>	<b>31</b>	<b>39-0</b>	<b>16</b>	<b>1</b>	<b>160</b>	<b>5.1</b>

Three-Point Field Goals: 2007-08, 11-for-31 (.355); 2008-09, 18-for-37 (.486). Totals: 29-68 (.427).

YEAR	G	MIN	FGM	FGA	PCT	FTM	FTA	PCT	OFF	DEF	TOT	AST	PF-DQ	ST	BL	PTS	AVG
------	---	-----	-----	-----	-----	-----	-----	-----	-----	-----	-----	-----	-------	----	----	-----	-----

### BAILEY HOWELL [#18] 6'7" 220 LBS 01/20/37 MISSISSIPPI STATE '59

>> Transactions: Acquired from the Baltimore Bullets for Mel Counts on September 1, 1966...Selected by the Buffalo Braves in the NBA expansion draft on Mary 11, 1970.

66-67	81	2503	636	1242	.512	349	471	.741			677	103	296-4			1621	20.0
67-68	82	2801	643	1336	.481	335	461	.727			805	133	285-4			1621	19.8
68-69	78	2527	612	1257	.487	313	426	.735			685	137	285-3			1537	19.7
69-70	82	2078	399	931	.429	235	308	.763			550	120	261-4			1033	12.6
<b>TOTALS</b>	<b>323</b>	<b>9909</b>	<b>2290</b>	<b>4766</b>	<b>.480</b>	<b>1232</b>	<b>1666</b>	<b>.739</b>			<b>2717</b>	<b>493</b>	<b>1127-15</b>			<b>5812</b>	<b>18.0</b>

#### PLAYOFF RECORD

66-67	9	241	59	122	.484	20	30	.667			66	5	35-2			138	15.3
67-68	19	597	135	264	.511	74	107	.692			146	22	84-6			344	18.1
68-69	18	551	112	229	.489	46	64	.719			118	19	84-3			270	15.0
<b>TOTALS</b>	<b>46</b>	<b>1389</b>	<b>306</b>	<b>615</b>	<b>.498</b>	<b>140</b>	<b>201</b>	<b>.697</b>			<b>330</b>	<b>46</b>	<b>203-11</b>			<b>752</b>	<b>16.3</b>

### LESTER HUDSON [#26] 6'3" 190 LBS 08/07/84 TN-MARTIN '09

>> Transactions: Second round draft choice (58<sup>th</sup> pick overall) in the 2009 NBA Draft...Waived on January 6, 2010.

09-10	16	70	7	18	.389	5	6	.833	3	5	8	8	7-0	3	2	22	1.4
-------	----	----	---	----	------	---	---	------	---	---	---	---	-----	---	---	----	-----

Three-Point Field Goals: 2009-10, 3-for-5 (.600).

### JAY HUMPHRIES [#5] 6'3" 185 LBS 10/17/63 COLORADO '84

>> Transactions: Acquired from the Utah Jazz with a 1995 second-round draft choice for Blue Edwards on February 3, 1995 (also played 12 games for Utah in 1994-95).

94-95	6	52	4	9	.444	2	4	.500	2	1	3	10	10-0	2	0	10	1.7
-------	---	----	---	---	------	---	---	------	---	---	---	----	------	---	---	----	-----

Three-Point Field Goals: 1994-95, 0-for-1 (.000).

### KRIS HUMPHRIES [#43] 6'9" 235 LBS 02/06/85 MINNESOTA '04

>> Transactions: Acquired from Brooklyn along with Gerald Wallace, Keith Bogans, MarShon Brooks, Kris Joseph and three future first round draft picks in exchange for Paul Pierce, Kevin Garnett, Jason Terry and D.J. White on July 12, 2015...Traded to Washington as part of a sign and trade agreement in exchange for a future conditional second round draft pick and a trade exception on July 19, 2014.

13-14	69	1376	231	461	.501	117	144	.813	127	282	409	67	136-1	31	61	579	8.4
-------	----	------	-----	-----	------	-----	-----	------	-----	-----	-----	----	-------	----	----	-----	-----

Three-Point Field Goals: 2013-14, 0-for-2 (.000).

### BRANDON HUNTER [#56] 6'7" 260 LBS 11/24/80 OHIO UNIVERSITY '03

>> Transactions: Second round draft choice (56<sup>th</sup> pick overall) in 2003...Selected by the Charlotte Bobcats in the NBA Expansion Draft on June 22, 2004.

03-04	36	406	53	116	.457	19	43	.442	50	68	118	19	40-0	13	1	125	3.5
-------	----	-----	----	-----	------	----	----	------	----	----	-----	----	------	----	---	-----	-----

Three-Point Field Goals: 2003-04, 0-for-3 (.000).

### TRACY JACKSON [#11] 6'6" 205 LBS 04/21/59 NOTRE DAME '81

>> Transactions: Second round draft choice (25<sup>th</sup> pick overall) in 1981...Sold to the Chicago Bulls on December 9, 1981.

81-82	11	66	10	26	.385	6	10	.600	7	5	12	5	5-0	3	0	26	2.4
-------	----	----	----	----	------	---	----	------	---	---	----	---	-----	---	---	----	-----

Three-Point Field Goals: None Attempted.

### MIKE JAMES [#13] 6'2" 188 LBS 06/23/75 DUQUESNE '98

>> Transactions: Signed as free agent on July 25, 2003...Traded to Detroit for Chucky Atkins, Lindsey Hunter, Detroit's 2004 first round draft choice and cash on February 19, 2004.

03-04	55	1684	213	510	.418	76	95	.800	20	156	176	244	113-0	70	2	588	10.7
-------	----	------	-----	-----	------	----	----	------	----	-----	-----	-----	-------	----	---	-----	------

Three-Point Field Goals: 2003-04, 86-for-226 (.381).

### JOHN JANISCH [#17] 6'3" 200 LBS 03/15/20 D: 08/25/92 VALPARAISO '46

47-48	3	1	7	.143	1	2	.500					0	3			3	1.0
-------	---	---	---	------	---	---	------	--	--	--	--	---	---	--	--	---	-----

Also played 7 games for Providence in 1947-48.

### AL JEFFERSON [#7, #8] 6'10" 265 LBS 01/04/85 PRENTISS HS (MS) '04

>> Transactions: First round draft choice (15<sup>th</sup> overall) in 2004 NBA Draft...Traded to Minnesota along with Ryan Gomes, Gerald Green, Theo Ratliff, Sebastian Telfair and two future draft choices in exchange for Kevin Garnett on July 31, 2007.

04-05	71	1051	195	369	.528	85	135	.630	119	193	312	24	195-4	22	55	475	6.7
05-06	59	1062	189	379	.499	86	134	.642	97	202	299	30	166-1	30	46	464	7.9
06-07	69	2319	453	882	.514	201	295	.681	237	519	756	88	232-2	48	106	1107	16.0
<b>TOTALS</b>	<b>199</b>	<b>4432</b>	<b>837</b>	<b>1630</b>	<b>.513</b>	<b>372</b>	<b>564</b>	<b>.660</b>	<b>453</b>	<b>914</b>	<b>1367</b>	<b>142</b>	<b>593-7</b>	<b>100</b>	<b>207</b>	<b>2046</b>	<b>10.3</b>

Three-Point Field Goals: 2004-05, 0-for-5 (.000); 2005-06, 0-for-4 (.000); 2006-07, 0-for-1 (.000); Totals: 0-for-8 (.000).

#### PLAYOFF RECORD

04-05	7	136	17	41	.415	9	12	.750	17	28	45	2	16-0	4	8	43	6.1
-------	---	-----	----	----	------	---	----	------	----	----	----	---	------	---	---	----	-----

Three-Point Field Goals: None Attempted.

YEAR	G	MIN	FGM	FGA	PCT	FTM	FTA	PCT	OFF	DEF	TOT	AST	PF-DQ	ST	BL	PTS	AVG
------	---	-----	-----	-----	-----	-----	-----	-----	-----	-----	-----	-----	-------	----	----	-----	-----

### CHRIS JOHNSON [#12] 6'6" 201 LBS 04/29/90 DAYTON '12

>> Transactions: Signed to a 10-day contract on January 17, 2014...Signed to a second 10-day contract on January 28, 2014...Signed to a multi-year contract on February 7, 2014...Waived on September 25, 2014.

13-14	40	789	86	214	.397	37	43	.860	31	66	97	31	63-0	27	4	250	6.3
-------	----	-----	----	-----	------	----	----	------	----	----	----	----	------	----	---	-----	-----

Three-Point Field Goals: 43-for-127 (.339).

### CHRIS JOHNSON [#86] 6'11" 211 LBS 07/17/85 LOUISIANA STATE '09

>> Transactions: Signed on February 24, 2011 to a 10-day contract...contract not renewed after 10 days.

10-11	4	32	2	3	.667	2	2	1.000	1	4	5	1	3-0	0	3	6	1.5
-------	---	----	---	---	------	---	---	-------	---	---	---	---	-----	---	---	---	-----

Three-Point Field Goals: 2010-11, None Attempted.

### DENNIS JOHNSON [#3] 6'4" 202 LBS 09/18/54 D: 02/22/07 PEPPERDINE '76

>> Transactions: Acquired from the Phoenix Suns with 1983 first and third-round draft choices for Rick Robey and two 1983 second-round draft choices on June 27, 1983...Retired in 1990.

83-84	80	2665	384	878	.437	281	330	.852	87	193	280	338	251-6	93	57	1053	13.2
84-85	80	2976	493	1066	.462	261	306	.853	91	226	317	543	224-2	96	39	1254	15.7
85-86	78	2732	482	1060	.455	243	297	.818	69	199	268	456	206-3	110	35	1213	15.6
86-87	79	2933	423	953	.444	209	251	.833	45	216	261	594	201-0	87	38	1062	13.4
87-88	77	2670	352	803	.438	255	298	.856	62	178	240	598	204-0	93	21	971	12.6
88-89	72	2309	277	638	.434	160	195	.821	31	159	190	472	211-3	94	21	721	10.0
89-90	75	2036	206	475	.434	118	140	.843	48	153	201	485	179-2	81	14	531	7.1
<b>TOTALS</b>	<b>541</b>	<b>18321</b>	<b>2617</b>	<b>5873</b>	<b>.446</b>	<b>1527</b>	<b>1817</b>	<b>.840</b>	<b>433</b>	<b>1324</b>	<b>1757</b>	<b>3486</b>	<b>1476-16</b>	<b>654</b>	<b>233</b>	<b>6805</b>	<b>12.6</b>

Three-Point Field Goals: 1983-84, 4-for-32 (.125); 1984-85, 7-for-26 (.269); 1985-86, 6-for-42 (.143); 1986-87, 7-for-62 (.113); 1987-88, 12-for-46 (.261); 1988-89, 7-for-50 (.140); 1989-90, 1-for-24 (.042). Totals: 44 for 282 (.156).

#### PLAYOFF RECORD

83-84	22	808	129	319	.404	104	120	.867	30	49	79	97	75-1	25	7	365	16.6
84-85	21	848	142	319	.445	80	93	.860	24	60	84	154	66-0	31	9	364	17.3
85-86	18	715	109	245	.445	67	84	.798	23	53	76	107	58-2	39	5	291	16.2
86-87	23	964	168	361	.465	96	113	.850	24	67	91	205	71-0	16	8	435	18.9
87-88	17	702	91	210	.433	82	103	.796	15	62	77	139	51-0	24	8	270	15.9
88-89	3	59	4	15	.267	0	0	.000	2	2	4	9	8-0	3	0	8	2.7
89-90	5	162	30	62	.484	7	7	1.000	2	12	14	28	17-1	2	2	69	13.8
<b>TOTALS</b>	<b>109</b>	<b>4258</b>	<b>673</b>	<b>1531</b>	<b>.440</b>	<b>436</b>	<b>520</b>	<b>.838</b>	<b>120</b>	<b>305</b>	<b>425</b>	<b>739</b>	<b>346-4</b>	<b>140</b>	<b>39</b>	<b>1802</b>	<b>16.5</b>

Three-Point Field Goals: 1983-84, 3-for-7 (.429); 1984-85, 0-for-14 (.000); 1985-86, 6-for-16 (.357); 1986-87, 3-for-26 (.115); 1987-88, 6-for-16 (.375); 1988-89, None Attempted; 1989-90, 2-for-6 (.333). Totals: 20-for-85 (.235).

### JAJUAN JOHNSON [#12] 6'10" 221 LBS 02/08/89 PURDUE '11

>> Transactions: Draft rights acquired from New Jersey along with a future second round pick in exchange for the draft rights to MarShon Brooks on June 23, 2011...Traded to Houston along with E'Twaun Moore, Sean Williams and a future second round pick as part of a three team trade with Boston receiving Courtney Lee and Portland receiving Sasha Pavlovic, two future second round picks and cash considerations.

11-12	36	298	54	121	.446	6	9	.667	20	38	58	6	25-0	5	14	114	3.2
-------	----	-----	----	-----	------	---	---	------	----	----	----	---	------	---	----	-----	-----

Three-Point Field Goals: 2011-12, None Attempted.

### JOE JOHNSON [#31] 6'8" 225 LBS 06/29/81 ARKANSAS '03

>> Transactions: First round draft choice (10<sup>th</sup> pick overall) in 2001 NBA Draft...Traded to the Phoenix Suns with Milt Palacio, Randy Brown and a 2002 first-round draft choice for Tony Delk and Rodney Rogers on February 20, 2002.

01-02	48	1003	130	296	.439	20	26	.769	40	99	139	74	59-0	33	9	304	6.3
-------	----	------	-----	-----	------	----	----	------	----	----	-----	----	------	----	---	-----	-----

Three-Point Field Goals: 2001-02, 24-for-88 (.273).

### RICH JOHNSON [#26] 6'9" 210 LBS 12/18/46 GRAMBLING '68

>> Transactions: Fourth round draft choice (46<sup>th</sup> pick overall) in 1968.

68-69	31	163	29	76	.382	11	23	.478			52	7	40-0			69	2.2
69-70	65	898	167	361	.462	46	70	.657			208	32	155-3			380	5.8
70-71	1	13	4	5	.800	0	0	.000			5	0	3-0			8	8.0
<b>TOTALS</b>	<b>97</b>	<b>1074</b>	<b>200</b>	<b>442</b>	<b>.452</b>	<b>57</b>	<b>93</b>	<b>.613</b>			<b>265</b>	<b>39</b>	<b>198-3</b>			<b>457</b>	<b>4.7</b>

#### PLAYOFF RECORD

68-69	2	4	1	1	1.000	0	0	.000			2	0	0-0			2	1.0
-------	---	---	---	---	-------	---	---	------	--	--	---	---	-----	--	--	---	-----

### DAMON JONES [#13] 6'3" 185 LBS 08/25/76 HOUSTON '98

>> Transactions: Signed to the first of two consecutive contracts on April 14, 1999...Re-signed for the remainder of the season on May 4, 1999.

98-99	13	213	29	75	.387	3	4	.750	4	27	31	29	16-0	6	0	76	5.8
-------	----	-----	----	----	------	---	---	------	---	----	----	----	------	---	---	----	-----

Three-Point Field Goals: 1998-99, 15-for-33 (.455).

YEAR G MIN FGM FGA PCT FTM FTA PCT OFF DEF TOT AST PF-DQ ST BL PTS AVG

DONTAE' JONES [#13] 6'8" 220 LBS 06/02/75 MISSISSIPPI STATE '97

>> Transactions: Acquired from the New York Knicks with Scott Brooks, Walter McCarty and John Thomas for Chris Mills and two future second-round draft choices on October 22, 1997...Waived on January 24, 1999.  
97-98 15 91 19 57 .333 0 0 .000 3 6 9 5 12/0 2 3 44 2.9  
Three-Point Field Goals: 1997-98, 6-for-23 (.261).

DWAYNE JONES [#27] 6'11" 250 LBS 06/09/83 ST. JOSEPH'S (PA) '05

>> Transactions: Acquired from Minnesota Timberwolves along with Wally Szczerbiak, Michael Olowokandi and a future first round draft pick in exchange for Ricky Davis, Marcus Banks, Mark Blount, Justin Reed, and two conditional second round draft picks on January 26, 2006...Traded to Cleveland in exchange for Luke Jackson and cash on October 13, 2006.  
05-06 14 87 4 10 .400 6 13 .462 10 21 31 2 14-0 1 3 14 1.0  
Three-Point Field Goals: 2005-06, None Attempted.

JOHNNY JONES [#27] 6'7" 210 LBS 03/12/43 LOS ANGELES STATE '67

>> Transactions: Made the 1967-68 team after playing one year at Los Angeles State, under Bill Sharman...Selected by the Milwaukee Bucks in the NBA expansion draft on May 6, 1968.  
67-68 51 475 86 253 .340 42 68 .618 114 26 60-0 214 4.2

PLAYOFF RECORD

67-68 5 10 3 6 .500 0 0 .000 4 0 2-0 6 1.2

JUMAINE JONES [#20] 6'8" 218 LBS 02/10/79 GEORGIA '01

>> Transactions: Acquired from the Cleveland Cavaliers for J.R. Bremer, Bruno Sundov and a conditional second round draft choice on July 29, 2003...Traded to the Los Angeles Lakers with Chuckie Atkins and Chris Mihm for Gary Payton, Rick Fox and a conditional first round draft choice on August 13, 2004.  
03-04 42 373 33 96 .344 14 23 .609 24 44 68 14 48-0 12 9 93 2.2  
Three-Point Field Goals: 2003-04, 13-for-44 (.295).

PLAYOFF RECORD

03-04 2 28 2 6 .333 0 0 .000 1 4 5 2 4-0 0 0 4 2.0  
Three-Point Field Goals: 2003-04, 0-for-2 (.000).

K. C. JONES [#25, #27] 6'1" 200 LBS 05/25/32 SAN FRANCISCO '56

>> Transactions: Second round draft choice in 1956...Retired in 1967.  
58-59 49 609 65 192 .339 41 68 .603 127 70 58-0 171 3.5  
59-60 74 1274 169 414 .408 128 170 .753 199 189 109-1 466 6.3  
60-61 78 1605 203 601 .338 186 280 .664 279 253 190-3 592 7.6  
61-62 79 2054 294 724 .406 147 252 .634 298 343 206-1 735 9.2  
62-63 79 1945 230 591 .389 112 177 .633 263 317 221-3 572 7.2  
63-64 80 2424 283 722 .392 88 168 .524 372 407 253-0 654 8.2  
64-65 78 2434 253 639 .396 143 227 .630 318 437 263-5 649 8.3  
65-66 80 2710 240 619 .388 209 303 .690 304 503 243-4 689 8.6  
66-67 78 2446 182 459 .397 109 189 .630 239 389 273-7 483 6.2  
TOTALS 675 17472 1914 4944 .387 1171 1853 .632 2392 2904 1824-25 4999 7.4

PLAYOFF RECORD

58-59 8 75 5 20 .250 5 5 1.000 12 10 8-0 15 1.9  
59-60 13 232 27 80 .337 17 22 .773 45 14 28-0 71 5.5  
60-61 9 103 9 30 .300 7 14 .500 19 15 17-0 25 2.8  
61-62 14 329 44 102 .431 38 53 .717 56 55 50-1 126 9.0  
62-63 13 255 19 64 .297 21 30 .700 36 37 42-1 59 4.5  
63-64 10 312 25 72 .347 13 25 .520 37 68 40-0 63 6.3  
64-65 12 396 43 104 .413 35 45 .778 39 74 49-1 121 10.1  
65-66 17 543 45 109 .413 39 57 .684 52 75 65-0 129 7.6  
66-67 9 254 24 75 .320 11 18 .611 24 48 36-1 59 6.6  
TOTALS 105 2494 241 656 .367 186 269 .691 320 396 335-4 668 6.4

RONALD "POPEYE" JONES [#4] 6'8" 250 LBS 06/17/70 MURRAY STATE '92

>> Transactions: Acquired from the Toronto Raptors with Kenny Anderson and Zan Tabak for Chauncey Billups, Dee Brown, John Thomas and Roy Rogers on February 18, 1998...Traded with Ron Mercer and Dwayne Schintzius to the Denver Nuggets for Danny Fortson, Eric Williams, Eric Washington and a first-round draft choice on August 3, 1999.

97-98 ----- INJURED -----  
98-99 18 206 20 51 .392 14 17 .824 28 24 52 15 31-0 5 0 54 3.0  
TOTALS 18 206 20 51 .392 14 17 .824 28 24 52 15 31-0 5 0 54 3.0  
Three-Point Field Goals: 1997-98, None Attempted; 1998-99, 0-for-1 (.000). Total: 0-for-1 (.000).

YEAR	G	MIN	FGM	FGA	PCT	FTM	FTA	PCT	OFF	DEF	TOT	AST	PF-DQ	ST	BL	PTS	AVG
------	---	-----	-----	-----	-----	-----	-----	-----	-----	-----	-----	-----	-------	----	----	-----	-----

**SAM JONES [#24]****6'4"****205 LBS****06/24/33****NORTH CAROLINA CENTRAL '57**>> Transactions: First round draft choice (8<sup>th</sup> pick overall) in 1957 NBA Draft...Retired in 1969.

57-58	56	594	100	233	.429	60	84	.714			160	37	42-0			260	4.6
58-59	71	1466	305	703	.434	151	196	.770			428	101	102-0			761	10.7
59-60	74	1512	355	782	.454	168	220	.764			375	125	101-1			878	11.9
60-61	78	2028	480	1069	.449	211	268	.787			421	217	148-1			1171	15.0
61-62	78	2388	596	1284	.464	243	297	.818			458	232	149-0			1435	18.4
62-63	76	2323	621	1305	.476	257	294	.793			396	241	162-1			1499	19.7
63-64	76	2381	612	1359	.450	249	318	.783			349	202	192-1			1473	19.4
64-65	80	2885	821	1818	.452	428	522	.820			411	223	176-0			2070	25.9
65-66	67	2155	626	1335	.469	325	407	.799			347	216	170-0			1577	23.5
66-67	72	2325	638	1406	.454	318	371	.857			338	217	191-1			1594	22.1
67-68	75	2408	621	1348	.461	311	376	.827			357	216	181-0			1553	21.3
68-69	70	1820	496	1103	.450	148	189	.783			265	182	121-0			1140	16.3
<b>TOTALS</b>	<b>871</b>	<b>24285</b>	<b>6271</b>	<b>13745</b>	<b>.456</b>	<b>2869</b>	<b>3572</b>	<b>.803</b>			<b>4305</b>	<b>2209</b>	<b>1735-5</b>			<b>15411</b>	<b>17.7</b>

**PLAYOFF RECORD**

57-58	8	75	10	22	.455	11	16	.688			24	4	7-0			31	3.9
58-59	11	192	40	108	.370	33	39	.846			63	17	14-0			113	10.3
59-60	13	197	45	117	.385	17	21	.809			41	18	15-0			107	8.2
60-61	10	258	50	112	.446	31	35	.886			54	22	22-0			131	13.1
61-62	14	504	123	277	.444	42	60	.700			99	44	30-0			288	20.6
62-63	13	450	120	248	.484	69	83	.831			81	32	42-1			309	23.8
63-64	10	356	91	180	.506	50	68	.735			47	23	24-0			232	23.2
64-65	12	495	135	294	.459	73	84	.869			55	30	39-1			343	28.6
65-66	17	602	154	343	.449	114	136	.838			86	53	65-1			422	24.8
66-67	9	326	95	207	.459	50	58	.862			46	28	30-1			240	26.7
67-68	19	685	162	367	.441	66	84	.786			64	50	58-0			390	20.5
68-69	18	514	124	296	.419	55	69	.797			58	37	45-1			303	16.8
<b>TOTALS</b>	<b>154</b>	<b>4654</b>	<b>1149</b>	<b>2571</b>	<b>.447</b>	<b>611</b>	<b>753</b>	<b>.811</b>			<b>718</b>	<b>358</b>	<b>391-5</b>			<b>2909</b>	<b>18.9</b>

**KRIS JOSEPH [#43]****6'7"****215 LBS****12/17/88****SYRACUSE '12**

&gt;&gt; Transactions: Second round draft choice (51st overall) in 2012 NBA Draft...Waived on January 6, 2013...Acquired from Brooklyn along with Keith Bogans, Kris Humphries, Gerald Wallace, three future first round draft picks, and the option to swap first round draft picks in 2017 in exchange for Paul Pierce, Kevin Garnett, Jason Terry and D.J. White on July 12, 2013...Waived on July 15, 2013.

12-13	6	24	2	11	.182	3	4	.750	1	4	5	1	2-0	0	0	7	1.2
Three-Point Field Goals: 2012-13, 0-for-2 (.000).																	

**JEFF JUDKINS [#32]****6'6"****185 LBS****03/23/56****UTAH '78**>> Transactions: Second round draft choice (30<sup>th</sup> pick overall) in 1978 NBA Draft...Selected by the Dallas Mavericks in the NBA expansion draft on July 28, 1980.

78-79	81	1521	295	587	.503	119	146	.815	70	121	191	145	184-1	81	12	709	8.8
79-80	65	674	139	276	.504	62	76	.816	32	34	66	47	91-0	29	5	351	5.4
<b>TOTALS</b>	<b>146</b>	<b>2195</b>	<b>434</b>	<b>863</b>	<b>.503</b>	<b>181</b>	<b>222</b>	<b>.816</b>	<b>102</b>	<b>155</b>	<b>257</b>	<b>192</b>	<b>275-1</b>	<b>110</b>	<b>17</b>	<b>1060</b>	<b>7.3</b>
Three-Point Field Goals: 1979-80 11-for-27 (.407).																	

**PLAYOFF RECORD**

79-80	7	10	4	8	.500	0	0	.000	3	1	4	0	0-0	1	0	9	1.3
Three-Point Field Goals: 1979-80, 1-for-3 (.333).																	

**GEORGE KAFTAN [#9]****6'3"****190 LBS****02/22/28****HOLY CROSS '48**

48-49	21	116	315	.368	72	115	.626				61	28				304	14.5
49-50	55	199	535	.372	136	208	.654				145	92				554	9.7
<b>TOTALS</b>	<b>76</b>	<b>315</b>	<b>850</b>	<b>.371</b>	<b>208</b>	<b>323</b>	<b>.644</b>				<b>206</b>	<b>120</b>				<b>838</b>	<b>11.0</b>

**TONY KAPPEN [#5]****5'10"****165 LBS****04/13/19 D: 12/18/93****NO COLLEGE**

46-47	18	25	91	.275	24	38	.632				6	24				74	4.1
Also played 41 games for Pittsburgh in 1946-47																	

**GERARD KELLY [#14, #24]****6'2"****180 LBS****06/14/18****MARSHALL**

46-47	43	91	313	.291	74	111	.667				21	128				256	6.0
-------	----	----	-----	------	----	-----	------	--	--	--	----	-----	--	--	--	-----	-----

**TOM KELLY [#6]****6'2"****172 LBS****03/05/24 D: 03/20/08****NY UNIVERSITY '48**

48-49	27	73	218	.335	45	73	.616				38	73				191	7.1
-------	----	----	-----	------	----	----	------	--	--	--	----	----	--	--	--	-----	-----

YEAR G MIN FGM FGA PCT FTM FTA PCT OFF DEF TOT AST PF-DQ ST BL PTS AVG

TOBY KIMBALL [#26] 6'8" 220 LBS 09/07/42 CONNECTICUT '65

>> Transactions: Third round draft choice (22<sup>nd</sup> pick overall) in 1963 NBA Draft...Selected by the San Diego Rockets in the NBA expansion draft on May 1, 1967.  
66-67 38 222 35 97 .361 27 40 .675 146 13 42-0 97 2.6

PLAYOFF RECORD

66-67 1 4 0 2 .000 0 0 .000 3 0 1-0 0 0.0

MAURICE KING [#19] 6'3" 195 LBS 03/12/35 D:09/17/07 KANSAS '57

59-60 1 19 5 8 .625 0 1 .000 4 2 3-0 10 10.0

STACEY KING [#41] 6'11" 250 LBS 01/29/67 OKLAHOMA '89

>> Transactions: Signed to a ten-day contract on March 10, 1991...Not signed to a second ten-day contract and was released on March 21, 1997 (also played 6 games for Dalls in 1996-97).  
96-97 5 33 5 7 .714 2 3 .667 1 8 9 1 3-0 0 1 12 2.4  
Three-Point Field Goals: 1996-97, None Attempted.

BOB KINNEY [#22] 6'6" 220 LBS 09/16/20 D: 09/02/85 RICE '42

48-49 21 75 224 .335 54 91 .593 26 89 204 9.7  
49-50 60 233 621 .375 201 320 .628 100 251 667 11.1  
TOTALS 81 308 845 .364 255 411 .620 126 340 871 10.8

Also played 37 games for Fort Wayne in 1948-49.

GREG KITE [#50] 6'11" 250 LBS 08/05/61 BRIGHAM YOUNG '83

>> Transactions: First round draft choice (27<sup>th</sup> pick overall) in 1983 NBA Draft...Waived on February 1, 1988 (also played 40 games for LA Clippers in 1987-88).  
83-84 35 197 30 66 .455 5 16 .313 27 35 62 7 42-0 1 5 65 1.9  
84-85 55 424 33 88 .375 22 32 .688 38 51 89 17 84-3 3 10 88 1.6  
85-86 64 464 34 91 .374 15 39 .385 35 93 128 17 81-1 3 28 83 1.3  
86-87 74 745 47 110 .427 29 76 .382 61 108 169 27 148-2 17 46 123 1.7  
87-88 13 86 9 23 .391 1 6 .167 10 14 24 2 16-0 3 8 19 1.5  
TOTALS 241 1916 153 378 .405 72 169 .426 171 301 472 70 371-6 27 97 378 1.6  
Three-Point Field Goals: 1985-86, 0-for-1 (.000); 1986-87, 0-for-1 (.000). Totals: 0-for-2 (.000).

PLAYOFF RECORD

83-84 11 38 1 8 .125 5 6 .833 5 4 9 3 9-0 0 1 7 0.6  
84-85 9 63 5 12 .417 1 2 .500 5 11 16 3 13-0 1 0 11 1.2  
85-86 13 78 7 10 .700 4 7 .571 5 14 19 3 20-0 2 4 18 1.4  
86-87 20 172 7 20 .350 3 7 .429 15 31 46 8 43-1 2 8 17 0.9  
TOTALS 53 351 20 50 .400 13 22 .591 30 60 90 17 85-1 5 13 53 1.0

Three-Point Field Goals: None Attempted.

JOE KLEINE [#53] 7'0" 271 LBS 01/04/62 ARKANSAS '85

>> Transactions: Acquired from the Sacramento Kings with Ed Pinckney for Danny Ainge and Brad Lohaus on February 23, 1989 (also played 47 games for Sacramento in 1988-89)...Contract was not renewed after the 1992-93 season and he became a free agent.

88-89 28 498 59 129 .457 53 64 .828 49 88 137 32 66-0 15 5 171 6.1  
89-90 81 1365 176 367 .480 83 100 .830 117 238 355 46 170-0 15 27 435 5.4  
90-91 72 850 102 218 .468 54 69 .783 71 173 244 21 108-0 15 14 258 3.6  
91-92 70 991 144 293 .491 34 48 .708 94 202 296 32 99-0 23 14 326 4.7  
92-93 78 1129 108 267 .404 41 58 .707 113 253 346 39 123-0 17 17 257 3.3  
TOTALS 329 4833 589 1274 .461 265 339 .782 444 934 1378 170 566-0 85 77 1447 4.4

Three-Point Field Goals: 1988-89, 0-for-1 (.000); 1989-90, 0-for-4 (.000); 1990-91, 0-for-2 (.000); 1991-92, 4-for-8 (.500); 1992-93, 0-for-6 (.000). Totals: 4-for-22 (.182).

PLAYOFF RECORD

88-89 3 65 6 11 .545 7 9 .778 4 13 17 2 9-0 0 1 19 6.3  
89-90 5 79 13 17 .765 5 6 .833 3 11 14 2 12-0 2 3 31 6.2  
90-91 5 31 4 9 .444 0 0 .000 5 6 11 1 7-0 0 0 8 1.6  
91-92 9 82 9 22 .409 2 2 1.00 6 16 22 1 11-0 0 1 20 2.2  
92-93 4 29 3 5 .600 0 0 .000 0 5 5 0 4-0 0 1 6 1.5  
TOTALS 26 286 35 64 .547 14 17 .824 18 51 69 6 43-0 2 6 84 3.2

Three-Point Field Goals: 1988-89, 0-for-1 (.000); 1989-90, 0-for-1 (.000); 1991-92, 0-for-1 (.000). Totals: 0-for-3 (.000).



YEAR	G	MIN	FGM	FGA	PCT	FTM	FTA	PCT	OFF	DEF	TOT	AST	PF-DQ	ST	BL	PTS	AVG
------	---	-----	-----	-----	-----	-----	-----	-----	-----	-----	-----	-----	-------	----	----	-----	-----

**BILLY KNIGHT [#35]****6'6" 195 LBS 06/09/52****PITTSBURGH '74**

>> Transactions: Acquired from the San Diego Clippers with Nate Archibald, Marvin Barnes and draft choices for Kevin Kunnert, Kermit Washington, Sidney Wicks and the rights to Freeman Williams on August 4, 1978...Traded to the Indiana Pacers for Rick Robey on January 16, 1979 (also played 39 games for Indiana in 1978-79).

78-79	40	1119	219	436	.502	118	146	.808	41	132	173	66	86-1	31	3	556	13.9
-------	----	------	-----	-----	------	-----	-----	------	----	-----	-----	----	------	----	---	-----	------

**TRAVIS KNIGHT [#40]****7'0" 235 LBS 09/13/74****CONNECTICUT '96**

>> Transactions: Signed as a free agent on July 7, 1997...Traded to the Los Angeles Lakers for Tony Battle on January 21, 1999.

97-98	74	1503	193	438	.441	81	103	.786	146	219	365	104	253-3	54	82	482	6.5
-------	----	------	-----	-----	------	----	-----	------	-----	-----	-----	-----	-------	----	----	-----	-----

**BART KOFOED [#12]****6'4" 210 LBS 03/24/64****KEARNEY STATE '87**

>> Transactions: Signed as a free agent on October 8, 1992...Waived on November 26, 1992.

92-93	7	41	3	13	.231	11	14	.786	0	1	1	10	1-0	2	1	17	2.4
-------	---	----	---	----	------	----	----	------	---	---	---	----	-----	---	---	----	-----

Three-Point Field Goals: 1992-93, 0-for-1 (.000).

**HAROLD KOTTMAN [#9]****6'8" 220 LBS 08/22/22****CULVER-STOCKTON '46**

46-47	53		59	188	.314	47	101	.465				17	58			165	3.1
-------	----	--	----	-----	------	----	-----	------	--	--	--	----	----	--	--	-----	-----

**WAYNE KREKLOW [#20]****6'4" 175 LBS 01/04/57****DRAKE '79**

>> Transactions: Third round draft choice (52<sup>nd</sup> pick overall) in 1979...Waived on October 10, 1979...Re-signed on September 12, 1980...Waived on January 21, 1981.

80-81	25	100	11	47	.234	7	10	.700	2	10	12	9	20-0	2	1	30	1.2
-------	----	-----	----	----	------	---	----	------	---	----	----	---	------	---	---	----	-----

Three-Point Field Goals: 1980-81, 1-for-4 (.250).

**NENAD KRSTIC [#4]****7'0" 240 LBS 07/25/83****SERBIA**

>> Transactions: Acquired from the Oklahoma City Thunder along with Jeff Green and a future first round draft pick (from the LA Clippers) in exchange for Kendrick Perkins and Nate Robinson on February 24, 2011.

10-11	24	553	79	147	.537	60	80	.750	47	81	128	8	77-0	8	8	218	9.1
-------	----	-----	----	-----	------	----	----	------	----	----	-----	---	------	---	---	-----	-----

Three-Point Field Goals: 2010-11, None Attempted.

**PLAYOFF RECORD**

10-11	7	56	5	8	.625	2	3	.667	5	7	12	2	8-0	0	4	12	1.7
-------	---	----	---	---	------	---	---	------	---	---	----	---	-----	---	---	----	-----

Three-Point Field Goals: 2010-11, None Attempted.

**STEVE KUBERSKI [#11, #33]****6'8" 215 LBS 11/06/47****BRADLEY '69**

>> Transactions: Fourth round draft choice (52<sup>nd</sup> pick overall) in 1969 NBA Draft...Selected by the New Orleans Jazz in the NBA expansion draft on May 20, 1974...Signed as a free agent on December 11, 1975 (also played 10 games for Buffalo in 1975-76)...Waived on December 8, 1977.

69-70	51	797	130	335	.388	64	92	.696			257	29	87-0			324	6.4
70-71	82	1867	313	745	.420	133	183	.727			538	78	198-1			759	9.3
71-72	71	1128	185	444	.417	80	102	.784			320	46	130-1			450	6.3
72-73	78	762	140	347	.403	65	84	.774			197	26	92-0			345	4.4
73-74	78	985	157	368	.427	86	111	.775	96	141	237	38	125-0	7	7	400	5.1
75-76	60	882	128	274	.467	68	76	.895	86	148	234	44	123-1	11	11	324	5.4
76-77	76	860	131	312	.420	63	83	.759	76	133	209	39	89-0	7	5	325	4.3
77-78	3	14	1	4	.250	0	0	.000	1	5	6	0	2-0	1	0	2	0.7
<b>TOTALS</b>	<b>499</b>	<b>7285</b>	<b>1185</b>	<b>2829</b>	<b>.419</b>	<b>559</b>	<b>731</b>	<b>.765</b>	<b>259</b>	<b>427</b>	<b>1998</b>	<b>300</b>	<b>846-3</b>	<b>26</b>	<b>23</b>	<b>2929</b>	<b>5.9</b>

**PLAYOFF RECORD**

71-72	11	218	48	87	.552	32	38	.842			63	3	23-0			128	11.6
72-73	12	95	19	46	.413	7	10	.700			14	3	15-0			45	3.8
73-74	9	69	5	25	.200	5	10	.500	8	12	20	2	9-0	1	1	15	1.7
75-76	18	232	38	81	.469	21	26	.808	16	35	51	16	38-0	0	3	97	5.4
<b>TOTALS</b>	<b>50</b>	<b>614</b>	<b>110</b>	<b>239</b>	<b>.460</b>	<b>65</b>	<b>84</b>	<b>.774</b>	<b>24</b>	<b>47</b>	<b>148</b>	<b>24</b>	<b>85-0</b>	<b>1</b>	<b>4</b>	<b>285</b>	<b>5.7</b>

**FRANK KUDELKA [#21]****6'2" 193 LBS****06/25/25 D: 05/04/93****ST. MARY'S (CA)**

50-51

**PLAYOFF RECORD**

50-51	1		2	4	.500	0	3	.000			5	2	3-0			4	4.0
-------	---	--	---	---	------	---	---	------	--	--	---	---	-----	--	--	---	-----

Also played for Washington in 1950-51. Games played for Boston were not recorded.

**OLIVER LAFAYETTE [#0]****6'2"****190 LBS****05/06/84****HOUSTON '07**

>> Transactions: Signed on April 14, 2010.

09-10	1	22	3	6	.500	0	0	---	1	3	4	2	0-0	0	0	7	7.0
-------	---	----	---	---	------	---	---	-----	---	---	---	---	-----	---	---	---	-----

Three-Point Field Goals: 2009-10, 1-for-2 (.500).

YEAR G MIN FGM FGA PCT FTM FTA PCT OFF DEF TOT AST PF-DQ ST BL PTS AVG

RAEF LAFRENTZ [#45] 6'11" 245 LBS 05/29/76 KANSAS '98

>> Transactions: Acquired from the Dallas Mavericks along with Chris Hills, Jiri Welsch and a first round draft choice for Tony Delk and Antoine Walker on October 20, 2003...Traded to the Portland Trail Blazers along with Dan Dickau and Boston's 2006 first round draft pick (#7 pick overall) for Sebastian Telfair, Theo Ratcliff and a second round draft pick in 2008 on June 28, 2006.

03-04	17	328	57	124	.460	10	13	.769	30	49	79	24	47-1	8	13	132	7.8
04-05	80	2196	341	688	.496	120	148	.811	154	399	553	98	262-2	42	99	884	11.1
05-06	82	2033	238	552	.431	51	75	.680	80	326	406	115	273-6	29	72	639	7.8
TOTALS	179	4557	636	1364	.466	181	236	.767	264	774	1038	237	582-9	79	184	1655	9.2

Three-Point Field Goals: 2003-04, 8-for-40 (.200); 2004-05, 82-for-225 (.364); 2005-06, 112-for-286 (.392). Totals: 202-for-551 (.367).

PLAYOFF RECORD

04-05	7	185	16	41	.390	8	10	.800	6	28	34	8	27-1	6	12	48	6.9
-------	---	-----	----	----	------	---	----	------	---	----	----	---	------	---	----	----	-----

Three-Point Field Goals: 2004-05, 8-for-16 (.500).

MARCUS LANDRY [#12] 6'7" 230 LBS 11/01/85 WISCONSIN '09

>> Transactions: Acquired from the New York Knicks along with Nate Robinson in exchange for Eddie House, Bill Walker and J.R. Giddens on February 18, 2010...Waived April 9, 2010.

09-10	1	3	0	2	.000	0	0	.000	0	0	0	0	0-0	0	0	0	0.0
-------	---	---	---	---	------	---	---	------	---	---	---	---	-----	---	---	---	-----

Three-Point Field Goals: 2009-10, 0-for-2 (.000).

TONY LAVELLI [#4, #11] 6'3" 185 LBS 07/11/26 D: 01/10/98 YALE '49

>> Transactions: First round draft choice in 1949.

49-50	56		162	436	.372	168	197	.853				40	107			492	8.8
-------	----	--	-----	-----	------	-----	-----	------	--	--	--	----	-----	--	--	-----	-----

COURTNEY LEE [#11] 6'5" 200 LBS 10/03/85 WESTERN KENTUCKY '08

>> Transactions: Acquired from Houston in a three-team trade that sent Jajuan Johnson, E'Twaun Moore, Sean Williams and a future second round pick to Houston and two future second round picks, Sasha Pavlovic and cash considerations to Portland on July 20, 2012...Traded to Memphis as part of a three-team trade that saw Boston acquire Jerry Bayless and forward Ryan Gomes on January 6, 2014.

12-13	78	1941	246	530	.464	62	72	.861	31	159	190	143	139-0	89	21	612	7.8
13-14	30	505	90	183	.492	18	22	.818	8	41	49	32	37-1	20	9	221	7.4
TOTALS	108	2446	336	713	.471	80	94	.851	39	200	239	175	176-1	109	30	833	7.7

Three-Point Field Goals: 2012-13, 58-for-156 (.372); 2013-14, 23-for-52 (.442). Totals: 81-for-208 (.389).

PLAYOFF RECORD

12-13	4	39	1	5	.200	4	4	1.000	0	2	2	1	3-0	2	0	6	1.5
-------	---	----	---	---	------	---	---	-------	---	---	---	---	-----	---	---	---	-----

Three-Point Field Goals: 2013-14, 0-for-2 (.000).

ED LEEDE [#5] 6'3" 185 LBS 07/17/27 DARTMOUTH '48

49-50	64		174	507	.343	223	316	.706				130	167			571	8.9
50-51	57		119	370	.322	140	189	.741				118	95	144-3		378	6.6
TOTALS	121		293	877	.335	363	505	.719				118	225	311		949	7.8

PLAYOFF RECORD

50-51	2		1	7	.143	1	1	1.000				0	2	3		3	1.5
-------	---	--	---	---	------	---	---	-------	--	--	--	---	---	---	--	---	-----

REGGIE LEWIS [#35] 6'7" 195 LBS 11/21/65 D: 07/27/93 NORTHEASTERN '87

>> Transactions: First round draft choice (2<sup>nd</sup> pick overall) in 1987 NBA Draft.

87-88	49	405	90	193	.466	40	57	.702	28	35	63	26	54-0	16	15	220	4.5
88-89	81	2657	604	1242	.486	284	361	.787	116	261	377	218	258-5	124	72	1495	18.5
89-90	79	2522	540	1089	.496	256	317	.808	109	238	347	225	216-2	88	63	1340	17.0
90-91	79	2878	598	1219	.491	281	340	.826	119	291	410	201	234-1	98	85	1478	18.7
91-92	82	3070	703	1397	.503	292	343	.851	117	277	394	185	258-4	125	105	1703	20.8
92-93	80	3144	663	1410	.470	326	376	.867	88	259	347	298	248-1	118	77	1666	20.8
TOTALS	450	14674	3198	6550	.488	1479	1794	.824	577	1361	1938	1153	1268-13	569	417	7902	17.6

Three-Point Field Goals: 1987-88, 0-for-4 (.000); 1988-89, 3-for-22 (.136); 1989-90, 4-for-15 (.267); 1990-91, 1-for-13 (.077); 1991-92, 5-for-21 (.238); 1992-93, 14-for-60 (.233). Totals: 27-for-135 (.200).

PLAYOFF RECORD

87-88	12	70	13	34	.382	3	5	.600	9	7	16	4	13-0	3	2	29	2.4
88-89	3	125	26	55	.473	9	13	.692	5	16	21	11	11-0	5	0	61	20.3
89-90	5	200	37	62	.597	27	35	.771	9	16	25	22	14-0	7	2	101	20.2
90-91	11	462	95	195	.487	56	68	.824	18	50	68	32	33-1	12	6	246	22.4
91-92	10	408	115	218	.528	48	63	.762	11	32	43	39	38-2	24	8	280	28.0
92-93	1	13	7	11	.636	3	4	.750	2	0	2	1	1-0	0	1	17	17.0
TOTALS	42	1278	293	575	.510	146	188	.777	54	121	175	109	110-3	51	19	734	17.5

Three-Point Field Goals: 1987-88, 0-for-1 (.000); 1988-89, 0-for-2 (.000); 1989-90, 0-for-1 (.000); 1990-91, 0-for-4 (.000); 1991-92, 2-for-6 (.333); 1992-93, 0-for-1 (.000). Totals: 2-for-15 (.133).

YEAR	G	MIN	FGM	FGA	PCT	FTM	FTA	PCT	OFF	DEF	TOT	AST	PF-DQ	ST	BL	PTS	AVG
------	---	-----	-----	-----	-----	-----	-----	-----	-----	-----	-----	-----	-------	----	----	-----	-----

**TODD LICHTI [#30]****6'4" 205 LBS 01/08/67****STANFORD '89**

>> Transactions: Signed the first of two consecutive ten-day contracts on March 29, 1994...Not signed for the remainder of the season and was released on April 17, 1994 (also played 5 games for Golden State and 4 games for Orlando in 1993-94).

93-94	4	48	6	14	.429	7	14	.500	2	6	8	6	4-0	5	1	19	4.8
-------	---	----	---	----	------	---	----	------	---	---	---	---	-----	---	---	----	-----

Three-Point Field Goals: 1993-94, None Attempted.

**ALTON LISTER [#53]****7'0" 245 LBS 10/01/58****ARIZONA STATE '81**

>> Transactions: Acquired from the Milwaukee Bucks with Todd Day for Sherman Douglas on November 26, 1995 (also played 7 games for Milwaukee in 1995-96)...Rights were renounced on July 7, 1997.

95-96	57	647	47	96	.490	39	62	.629	60	191	251	15	121-1	6	39	133	2.3
96-97	53	516	32	77	.416	23	31	.742	66	102	168	13	95-1	8	14	87	1.6
<b>TOTALS</b>	<b>110</b>	<b>1163</b>	<b>79</b>	<b>173</b>	<b>.453</b>	<b>62</b>	<b>93</b>	<b>.686</b>	<b>126</b>	<b>293</b>	<b>419</b>	<b>28</b>	<b>216-2</b>	<b>14</b>	<b>53</b>	<b>220</b>	<b>2.0</b>

Three-Point Field Goals: 1995-96, 1996-97, None Attempted.

**BRAD LOHAUS [#54]****7'0" 235 LBS 09/29/64****IOWA '87**

>> Transactions: Second round draft choice (45<sup>th</sup> pick overall) in 1987 NBA Draft...Traded with Danny Ainge to the Sacramento Kings for Joe Kleine and Ed Pinckney on February 23, 1989.

87-88	70	718	122	246	.496	50	62	.806	46	92	138	49	123-1	20	41	297	4.2
88-89	48	738	117	270	.433	35	46	.761	47	95	142	49	101-1	21	26	269	5.6
<b>TOTALS</b>	<b>118</b>	<b>1456</b>	<b>239</b>	<b>516</b>	<b>.463</b>	<b>85</b>	<b>108</b>	<b>.787</b>	<b>93</b>	<b>187</b>	<b>280</b>	<b>98</b>	<b>224-2</b>	<b>41</b>	<b>67</b>	<b>566</b>	<b>4.8</b>

Three-Point Field Goals: 1987-88, 3-for-13 (.231); 1988-89, 0-for-4 (.000). Totals: 3-for-17 (.176).

**BRAD LOHAUS PLAYOFF RECORD**

87-88	9	26	8	11	.727	0	0	.000	1	3	4	0	4-0	0	1	16	1.8
-------	---	----	---	----	------	---	---	------	---	---	---	---	-----	---	---	----	-----

Three-Point Field Goals: 0-for-2 (.000).

**GRANT LONG [#43]****6'9" 248 LBS 03/12/66****EASTERN MICHIGAN '88**

>> Transactions: Signed as a free agent on January 16, 2003...Completed contract and was not re-signed.

02-03	41	488	27	70	.386	18	23	.783	24	59	83	25	62-0	9	1	72	1.8
-------	----	-----	----	----	------	----	----	------	----	----	----	----	------	---	---	----	-----

Three-Point Field Goals: 2002-03, 0-for-3 (.000).

**PLAYOFF RECORD**

02-03	8	34	1	4	.250	0	0	.000	3	2	5	1	1-0	0	0	2	0.3
-------	---	----	---	---	------	---	---	------	---	---	---	---	-----	---	---	---	-----

Three-Point Field Goals: 2002-03, None Attempted.

**JIM LOSCUTOFF [#18]****6'5" 230 LBS 02/04/30****OREGON '55**

>> Transactions: First round draft choice in 1955...Retired in 1964.

55-56	71	1582	226	628	.360	139	207	.671			622	65	213-4			591	8.3
56-57	70	2220	306	888	.345	132	187	.706			730	89	244-5			744	10.6
57-58	5	56	11	31	.355	1	3	.333			20	1	8-0			23	4.6
58-59	66	1680	242	686	.353	62	84	.738			420	60	285-15			546	8.3
59-60	28	536	66	205	.322	22	36	.611			108	12	108-6			154	5.5
60-61	76	1153	144	478	.301	49	76	.645			291	25	238-5			358	4.7
61-62	79	1146	188	519	.362	45	84	.536			329	51	185-3			421	5.3
62-63	63	607	94	251	.375	22	42	.524			157	25	126-1			210	3.3
63-64	53	451	56	182	.308	18	31	.581			131	25	90-1			130	2.5
<b>TOTALS</b>	<b>511</b>	<b>9431</b>	<b>1333</b>	<b>3868</b>	<b>.345</b>	<b>490</b>	<b>750</b>	<b>.653</b>			<b>2808</b>	<b>353</b>	<b>1497-40</b>			<b>3156</b>	<b>6.2</b>

**PLAYOFF RECORD**

55-56	3	89	11	31	.355	7	9	.788			26	4	8-0			29	9.7
56-57	10	259	31	109	.284	18	28	.643			83	5	46-2			80	8.0
58-59	11	260	39	113	.345	11	21	.524			73	13	49-1			89	8.1
60-61	10	116	15	54	.278	7	9	.778			35	3	34-0			37	3.7
61-62	14	212	31	86	.360	4	10	.400			59	6	59-5			66	4.7
62-63	9	56	7	25	.280	1	2	.500			21	1	20-0			15	1.7
63-64	1	5	2	2	1.000	0	0	.000			2	0	3-0			4	4.0
<b>TOTALS</b>	<b>58</b>	<b>997</b>	<b>136</b>	<b>420</b>	<b>.324</b>	<b>48</b>	<b>79</b>	<b>.608</b>			<b>299</b>	<b>32</b>	<b>219-8</b>			<b>320</b>	<b>5.5</b>

**CLYDE LOVELLETTE [#4, #34]****6'9" 235 LBS 09/07/29****KANSAS '52**

62-63	61	568	161	376	.428	73	98	.745			177	27	137-0			395	6.5
63-64	45	437	128	305	.420	45	57	.789			126	24	100-0			301	6.7
<b>TOTALS</b>	<b>106</b>	<b>1005</b>	<b>289</b>	<b>681</b>	<b>.424</b>	<b>118</b>	<b>155</b>	<b>.761</b>			<b>303</b>	<b>51</b>	<b>237-0</b>			<b>696</b>	<b>6.6</b>

**PLAYOFF RECORD**

62-63	6	40	7	26	.269	4	6	.667			5	1	13-0			18	3.0
63-64	5	40	8	34	.235	4	4	1.000			7	2	8-0			20	4.0
<b>TOTALS</b>	<b>11</b>	<b>80</b>	<b>15</b>	<b>60</b>	<b>.250</b>	<b>8</b>	<b>10</b>	<b>.800</b>			<b>12</b>	<b>3</b>	<b>21-0</b>			<b>38</b>	<b>3.5</b>

YEAR	G	MIN	FGM	FGA	PCT	FTM	FTA	PCT	OFF	DEF	TOT	AST	PF-DQ	ST	BL	PTS	AVG
<b>AL LUCAS</b>																	
48-49	2		1	3	.333	0	0	.000				2	0			2	1.0

<b>ED MACAULEY [#22]</b>																	
<b>6'3" 195 LBS 07/04/22 D: 04/26/95 FORDHAM</b>																	
>> Transactions: Selected in the NBA dispersal draft on April 25, 1950...Traded with the draft rights of Cliff Hagan to the St. Louis Hawks for the draft rights to Bill Russell on April 29, 1956.																	
50-51	68		459	985	.466	466	614	.759			616	252	205-4			1384	20.4
51-52	66	2631	384	888	.432	496	621	.799			529	232	174-0			1264	19.2
52-53	69	2902	451	997	.452	500	667	.750			629	280	188-0			1402	20.3
53-54	71	2792	462	950	.486	420	554	.758			571	271	168-1			1344	18.9
54-55	71	2706	403	951	.424	442	558	.792			600	275	171-0			1248	17.6
55-56	71	2354	420	995	.422	400	504	.794			422	211	158-2			1240	17.5
TOTALS	416		2579	5796	.447	2724	3518	.774			3367	1521	1064-7			7882	18.9

<b>PLAYOFF RECORD</b>																	
50-51	2		17	36	.472	10	16	.625			18	8	4-0			44	22.0
51-52	3	129	27	49	.551	16	19	.842			33	11	11-1			70	23.3
52-53	6	278	31	71	.437	39	54	.722			58	21	23-2			101	16.8
53-54	5	127	8	22	.364	9	13	.692			21	21	14-0			25	5.0
54-55	7	283	43	93	.462	41	54	.759			52	32	21-0			127	18.1
55-56	3	73	12	30	.400	7	11	.636			15	5	6-0			31	10.3
TOTALS	26		138	301	.458	122	167	.731			197	98	79-3			398	15.0

<b>JOHN MAHNKEN [#16]</b>																	
<b>6'8" 220 LBS 06/16/22 GEORGETOWN '45</b>																	
49-50	24		44	168	.262	23	36	.639				42	74			111	4.6
50-51																	
51-52	60	581	78	227	.344	26	43	.605			132	63	91-2			182	3.0
52-53	69	771	76	252	.302	39	56	.696			182	75	110-1			191	2.8
TOTALS																	

<b>PLAYOFF RECORD</b>																	
51-52	3	50	2	7	.286	3	6	.500			10	3	11-1			7	2.3
52-53	6	72	0	10	.000	5	5	1.000			19	6	16-0			5	0.8
TOTALS	9	122	2	17	.118	8	11	.727			29	9	27-1			12	1.3

Also played 2 games for Fort Wayne and 36 games for Tri-Cities in 1949-50. Also played for Indianapolis in 1950-51. Games played for Boston were not recorded.

<b>FRANCIS MAHONEY [#19]</b>																	
<b>6'4" 205 LBS 11/20/27 BROWN '50</b>																	
52-53	6	34	4	10	.400	4	5	.800			7	1	7-0			12	2.0
<b>PLAYOFF RECORD</b>																	
52-53	4	45	3	14	.214	3	5	.600			7	2	14-0			9	2.3

<b>PETE MARAVICH [#44]</b>																	
<b>6'5" 200 LBS 06/22/48 D: 01/05/88 LOUISIANA STATE '70</b>																	
>> Transactions: Signed as a free agent on January 22, 1980 (also played 17 games for Utah in 1979-80).																	
79-80	26	442	123	249	.494	50	55	.909	10	28	38	29	49-1	9	2	299	11.5
Three-Point Field Goals: 1979-80, 3-for-4 (.750).																	

<b>PLAYOFF RECORD</b>																	
79-80	9	104	25	51	.490	2	3	.667	0	8	8	6	12-0	3	0	54	6.0
Three-Point Field Goals: 1979-80, 2-for-6 (.250).																	

<b>STEPHON MARBURY [#8]</b>																	
<b>6'2" 205 LBS 02/20/77 GEORGIA TECH '96</b>																	
>> Transactions: Signed as a free agent on February 27, 2009.																	
08-09	23	414	38	111	.342	6	13	.462	2	26	28	75	34-0	10	3	88	3.8
Three-Point Field Goals: 2008-09, 6-for-25 (.240).																	

<b>PLAYOFF RECORD</b>																	
08-09	14	166	20	66	.303	9	9	1.000	2	11	13	25	15-0	1	0	52	3.7
Three-Point Field Goals: 2008-09, 3-for-12 (.250).																	

<b>SAUL MARIASCHIN [#4]</b>																	
<b>5'11" 165 LBS 09/01/24 D: 1991 HARVARD '47</b>																	
>> Transactions: Third round draft choice in 1947.																	
47-48	43		125	463	.270	83	117	.709				60	121			333	7.7
<b>PLAYOFF RECORD</b>																	
47-48	2		10	42	.238	9	14	.643				1	12			29	9.7

YEAR	G	MIN	FGM	FGA	PCT	FTM	FTA	PCT	OFF	DEF	TOT	AST	PF-DQ	ST	BL	PTS	AVG
------	---	-----	-----	-----	-----	-----	-----	-----	-----	-----	-----	-----	-------	----	----	-----	-----

**TONY MASSENBURG [ #41 ] 6'9" 220 LBS 07/31/67 MARYLAND '90**

>> Transactions: Signed to the first of two consecutive ten-day contracts on January 10, 1992...Contract expired on January 29, 1992 and was not signed for the remainder of the season (also played 7 games for Golden State; 3 games for Charlotte and 1 game for San Antonio in 1991-92)...Signed as a free agent on July 28, 1997...Traded with a future second-round draft choice to the Vancouver Grizzlies for Roy Rogers on October 28, 1997.

91-92	7	46	4	9	.444	2	4	.500	2	7	9	0	7-0	0	1	10	1.4
-------	---	----	---	---	------	---	---	------	---	---	---	---	-----	---	---	----	-----

Three-Point Field Goals: 1991-92, None Attempted.

**CEDRIC MAXWELL [ #30, #31 ] 6'8" 217 LBS 11/21/55 UNC CHARLOTTE '77**

>> Transactions: First round draft choice (12<sup>th</sup> pick overall) in 1977 NBA Draft...Traded with a 1986 first round draft choice and cash to the Los Angeles Clippers for Bill Walton on September 6, 1985.

77-78	72	1213	170	316	.538	188	250	.752	138	241	379	68	151-2	53	48	528	7.3
78-79	80	2969	472	808	.584	574	716	.802	272	519	791	228	266-4	98	74	1518	19.0
79-80	80	2744	457	750	.609	436	554	.787	284	420	704	199	266-6	76	61	1350	16.9
80-81	81	2730	441	750	.588	352	450	.782	222	303	525	219	256-5	79	68	1234	15.2
81-82	78	2590	397	724	.548	357	478	.747	218	281	499	183	263-6	79	49	1151	14.8
82-83	79	2252	331	663	.499	280	345	.812	185	237	422	186	202-3	65	39	942	11.9
83-84	80	2502	317	596	.532	320	425	.753	201	260	461	205	224-4	63	24	955	11.9
84-85	57	1495	201	377	.533	231	278	.831	98	144	242	102	140-2	36	15	633	11.1
<b>TOTALS</b>	<b>607</b>	<b>18495</b>	<b>2786</b>	<b>4984</b>	<b>.559</b>	<b>2738</b>	<b>3496</b>	<b>.783</b>	<b>1618</b>	<b>2405</b>	<b>4023</b>	<b>1390</b>	<b>1768-32</b>	<b>549</b>	<b>378</b>	<b>8311</b>	<b>13.7</b>

Three-Point Field Goals: 1980-81, 0-for-1 (.000); 1981-82, 0-for-3 (.000); 1982-83, 0-for-1 (.000); 1983-84, 1-for-6 (.167); 1984-85, 0-for-2 (.000). Totals: 1-for-13 (.077).

**PLAYOFF RECORD**

79-80	9	320	59	93	.634	46	61	.754	31	59	90	19	25-0	5	10	164	18.2
80-81	17	598	101	174	.580	72	88	.818	61	64	125	46	53-0	12	16	274	16.1
81-82	12	385	62	120	.517	50	70	.714	37	50	87	26	40-0	18	11	174	14.5
82-83	7	246	29	55	.527	32	38	.842	23	28	51	23	18-0	4	4	90	12.9
83-84	23	752	84	167	.503	106	136	.779	52	67	119	55	77-1	22	7	274	11.9
84-85	20	238	21	43	.488	34	43	.791	17	30	47	7	29-0	9	2	76	3.8
<b>TOTALS</b>	<b>88</b>	<b>2539</b>	<b>356</b>	<b>652</b>	<b>.546</b>	<b>340</b>	<b>436</b>	<b>.780</b>	<b>221</b>	<b>298</b>	<b>519</b>	<b>176</b>	<b>242-1</b>	<b>70</b>	<b>50</b>	<b>1052</b>	<b>11.9</b>

Three-Point Field Goals: 1983-84, 0-for-1 (.000).

**BOB MCADOO [ #11 ] 6'9" 210 LBS 09/25/51 NORTH CAROLINA '73**

>> Transactions: Acquired from the New York Knicks for future draft choices and a player to be named later on February 12, 1979 (New York acquired Tom Barker to complete the deal)...Also played 40 games for New York in 1978-79...Awarded to the Detroit Pistons for future draft choices as compensation for signing veteran free agent M.L. Carr on September 6, 1979.

78-79	20	637	167	334	.500	77	115	.670	36	105	141	40	55-1	12	20	411	20.6
-------	----	-----	-----	-----	------	----	-----	------	----	-----	-----	----	------	----	----	-----	------

**JOHN MCCARTHY [ #21 ] 6'1" 185 LBS 04/25/34 CANISIUS '56**

63-64	28	206	16	48	.333	5	13	.385			35	24	42-0			37	1.3
-------	----	-----	----	----	------	---	----	------	--	--	----	----	------	--	--	----	-----

**PLAYOFF RECORD**

63-64	1	8	1	1	1.000	0	0	.000			1	1	0-0			2	2.0
-------	---	---	---	---	-------	---	---	------	--	--	---	---	-----	--	--	---	-----

**WALTER MCCARTY [ #0 ] 6'10" 230 LBS 02/01/74 KENTUCKY '96**

>> Transactions: Acquired from the New York Knicks with Scott Brooks, Dontae' Jones and John Thomas for Chris Mills and two second round draft choices on October 22, 1997...Traded to the Phoenix Suns for a second round draft choice on February 8, 2005.

97-98	82	2340	295	730	.404	144	194	.742	141	223	364	177	274-6	110	44	788	9.6
98-99	32	659	64	177	.362	40	57	.702	36	79	115	40	88-0	24	13	181	5.7
99-00	61	879	78	230	.339	39	54	.722	33	77	110	70	83-1	24	23	229	3.8
00-01	60	478	45	126	.357	22	28	.786	24	57	81	39	82-0	14	7	131	2.2
01-02	56	718	80	180	.444	13	19	.684	32	96	128	41	83-0	18	7	212	3.8
02-03	82	1949	173	418	.414	61	98	.622	64	224	288	106	188-1	78	28	498	6.1
03-04	77	1900	203	523	.388	62	82	.756	28	211	239	124	179-1	72	22	605	7.9
04-05	44	553	62	150	.413	8	15	.533	21	56	77	26	85-0	15	9	162	3.7
<b>TOTALS</b>	<b>494</b>	<b>9476</b>	<b>1000</b>	<b>2534</b>	<b>.395</b>	<b>389</b>	<b>547</b>	<b>.711</b>	<b>379</b>	<b>1023</b>	<b>1402</b>	<b>623</b>	<b>1062-9</b>	<b>355</b>	<b>153</b>	<b>2806</b>	<b>5.7</b>

Three-Point Field Goals: 1997-98, 54-for-175 (.309); 1998-99, 13-for-50 (.260); 1999-00, 34-for-110 (.309); 2000-01, 19-for-56 (.339); 2001-02, 39-for-99 (.394); 2002-03, 91-for-248 (.367); 2003-04, 137-for-366 (.374); 2004-05, 30-for-90 (.333). Totals: 417-for-1194 (.349).

**PLAYOFF RECORD**

01-02	14	194	17	38	.447	7	9	.778	8	26	34	4	19-0	4	4	44	3.1
02-03	10	352	36	75	.480	6	7	.857	10	33	43	22	35-0	8	11	99	9.9
03-04	4	127	11	23	.478	0	0		3	18	21	8	7-0	2	4	28	7.0
<b>TOTALS</b>	<b>28</b>	<b>673</b>	<b>64</b>	<b>136</b>	<b>.471</b>	<b>13</b>	<b>16</b>	<b>.813</b>	<b>21</b>	<b>77</b>	<b>98</b>	<b>34</b>	<b>61-0</b>	<b>14</b>	<b>19</b>	<b>171</b>	<b>6.1</b>

Three-Point Field Goals: 2001-02, 3-for-18 (.167); 2002-03, 21-for-52 (.404); 2003-04, 6-for-15 (.400). Totals: 30-for-85 (.353).

YEAR G MIN FGM FGA PCT FTM FTA PCT OFF DEF TOT AST PF-DQ ST BL PTS AVG

XAVIER MCDANIEL [#31, #34]6'7" 232 LBS 06/04/63 WICHITA STATE '85

>> Transactions: Signed as a free agent on September 10, 1992...Contract expired and elected to play overseas on September 6, 1995.  
92-93 82 2215 457 924 .495 191 241 .793 168 321 489 163 249-4 72 51 1111 13.5  
93-94 82 1971 387 839 .461 144 213 .676 142 258 400 126 193-0 48 39 928 11.3  
94-95 68 1430 246 546 .451 89 125 .712 94 206 300 108 146-0 30 20 587 8.6  
TOTALS 232 5616 1090 2309 .472 424 579 .732 404 785 1189 397 588-4 150 110 2626 11.3  
Three-Point Field Goals: 1992-93, 6-for-22 (.273); 1993-94, 10-for-41 (.244); 1994-95, 6-for-21 (.286). Totals: 22-for-84 (.262).

PLAYOFF RECORD  
92-93 4 126 22 53 .415 6 9 .667 6 12 18 9 16-0 1 4 50 12.5  
94-95 4 59 5 17 .294 3 4 .750 2 4 6 5 5-0 0 0 13 3.3  
TOTALS 8 185 27 70 .386 9 13 .692 8 16 24 14 21-0 1 4 63 7.9  
Three-Point Field Goals: 1992-93, 0-for-2 (.000); 1994-95, 0-for-1 (.000). Totals: 0-for-3 (.000).

GLENN MCDONALD [#30] 6'6" 198 LBS 03/18/52 LONG BEACH STATE '74

>> Transactions: First round draft choice (17<sup>th</sup> pick overall) in 1974 NBA Draft...Waived on October 21, 1976.  
74-75 62 395 70 182 .385 28 37 .757 20 48 68 24 58-0 8 5 168 2.7  
75-76 75 1019 191 456 .419 40 56 .714 56 79 135 68 123-0 39 20 422 5.6  
TOTALS 137 1414 261 638 .409 68 93 .731 76 127 203 92 181-0 47 25 590 4.3  
PLAYOFF RECORD  
74-75 6 30 2 12 .167 1 3 .333 1 5 6 2 4-0 1 0 5 0.8  
75-76 13 68 8 26 .308 5 6 .833 1 7 8 4 12-0 1 0 21 1.6  
TOTALS 19 98 10 38 .263 6 9 .667 2 12 14 6 16-0 2 0 26 1.4

KEVIN MCHALE [#32] 6'10" 225 LBS 12/19/57 MINNESOTA '80

>> Transactions: First round draft choice (3<sup>rd</sup> pick overall) in 1980 NBA Draft...Retired in 1993.  
80-81 82 1645 355 666 .533 108 159 .679 155 204 359 55 260-3 27 151 818 10.0  
81-82 82 2352 466 875 .531 187 248 .754 191 365 556 91 264-1 30 185 1117 13.6  
82-83 82 2545 483 893 .541 193 269 .717 215 338 553 104 241-3 34 192 1159 14.1  
83-84 82 2577 587 1055 .556 336 439 .765 208 402 610 104 243-5 23 126 1511 18.4  
84-85 79 2653 605 1062 .570 355 467 .760 229 483 712 141 234-3 28 120 1565 19.8  
85-86 68 2397 561 978 .574 326 420 .776 171 380 551 181 192-2 29 134 1448 21.3  
86-87 77 3060 790 1307 .604 428 512 .836 247 516 763 198 240-1 38 172 2008 26.1  
87-88 64 2390 550 911 .604 346 434 .797 159 377 536 171 179-1 27 92 1446 22.6  
88-89 78 2876 661 1211 .546 436 533 .818 223 414 637 172 223-2 26 97 1758 22.5  
89-90 82 2722 648 1181 .549 393 440 .893 201 476 677 172 250-3 30 157 1712 20.9  
90-91 68 2067 504 912 .553 228 275 .829 145 335 480 126 194-2 25 146 1251 18.4  
91-92 56 1398 323 634 .509 134 163 .822 119 211 330 82 112-1 11 59 780 13.9  
92-93 71 1656 298 649 .459 164 195 .841 95 263 358 73 126-0 16 59 762 10.7  
TOTALS 971 30118 6830 12334 .554 3634 4554 .798 2358 4764 7122 1670 2758-27 344 1690 17335 17.9  
Three-Point Field Goals: 1980-81, 0-for-2 (.000); 1982-83, 0-for-1 (.000); 1983-84, 1-for-3 (.333); 1984-85, 0-for-6 (.000); 1986-87, 0-for-4 (.000); 1988-89, 0-for-4 (.000); 1989-90, 23-for-69 (.333); 1990-91, 15-for-37 (.405); 1991-92, 0-for-13 (.000). 1992-93, 2-for-18 (.111). Totals: 41-for-157 (.261).

PLAYOFF RECORD  
80-81 17 296 61 113 .540 23 36 .639 29 30 59 14 51-1 4 25 145 8.5  
81-82 12 344 77 134 .575 40 53 .755 41 44 85 11 44-0 5 27 194 16.2  
82-83 7 177 34 62 .548 10 18 .556 15 27 42 5 16-0 3 7 78 11.1  
83-84 23 702 123 244 .504 94 121 .777 62 81 143 27 75-3 3 35 340 14.8  
84-85 21 837 172 303 .568 121 150 .807 74 134 208 32 73-3 13 46 465 22.1  
85-86 18 715 168 290 .579 112 141 .794 51 104 155 48 64-0 8 43 448 24.9  
86-87 21 827 174 298 .584 96 126 .762 66 128 194 39 71-2 7 30 444 21.1  
87-88 17 716 158 262 .603 115 137 .839 55 81 136 40 65-1 7 30 452 25.4  
88-89 3 115 20 41 .448 17 23 .739 7 17 24 9 13-0 1 2 57 19.0  
89-90 5 192 42 69 .609 25 29 .862 8 31 39 13 17-0 2 10 110 22.0  
90-91 11 376 78 148 .527 66 80 .825 18 54 72 20 42-0 5 14 228 20.7  
91-92 10 306 65 126 .516 35 44 .795 21 46 67 13 34-0 5 5 165 16.5  
92-93 4 113 32 55 .582 12 14 .857 9 20 29 3 6-0 2 7 76 19.0  
TOTALS 169 5716 1204 2145 .561 766 972 .788 456 797 1253 274 571-8 65 281 3182 18.8  
Three-Point Field Goals: 1982-83, 0-for-1 (.000); 1983-84, 0-for-3 (.000); 1985-86, 0-for-1 (.000); 1987-88, 1-for-1 (1.000); 1989-90, 1-for-3 (.333); 1990-91, 6-for-11 (.545); 1991-92, 0-for-1 (.000). Totals: 8-for-21 (.381).

YEAR	G	MIN	FGM	FGA	PCT	FTM	FTA	PCT	OFF	DEF	TOT	AST	PF-DQ	ST	BL	PTS	AVG
------	---	-----	-----	-----	-----	-----	-----	-----	-----	-----	-----	-----	-------	----	----	-----	-----

**HORACE MCKINNEY [#17] 6'6" 187 LBS 01/01/19 D: 05/16/97 NORTH CAROLINA '46**

50-51																	
51-52	63	1083	136	418	.325	65	80	.813			175	111	148-4			337	5.3

**PLAYOFF RECORD**

50-51	2		11	25	.440	4	5	.800			10	8	9-0			26	13.0
51-52	3	20	2	9	.222	0	0	.000			6	2	9-0			4	1.3
<b>TOTALS</b>	<b>5</b>		<b>13</b>	<b>34</b>	<b>.382</b>	<b>4</b>	<b>5</b>	<b>.800</b>			<b>16</b>	<b>10</b>	<b>18-0</b>			<b>30</b>	<b>6.0</b>

Also played for Washington in 1950-51.

**ROSHOWN MCLEOD [#5] 6'8" 221 LBS 11/17/75 DUKE '98**

&gt;&gt; Transactions: Acquired from the Philadelphia 76ers with a conditional first-round draft choice for Jerome Moiso on August 3, 2001...Contract expired and was not renewed.

01-02 ----- INJURED -----

**DICK MEHEN [#13] 6'6" 195 LBS 05/20/22 D: 12/14/86 TENNESSEE '47**50-51  
Also played for Baltimore and Fort Wayne in 1950-51. Games played with Boston were not recorded.**FAB MELO [#13] 7'0" 255 LBS 06/20/90 SYRACUSE '12**>> Transactions: First round draft choice (2<sup>nd</sup> pick overall) in 2012 NBA Draft...Traded along with cash considerations to the Memphis Grizzlies in exchange for Donte Greene on August 15, 2013.

12-13	6	36	3	6	.500	1	4	.250	0	3	3	0	7-0	2	2	7	1.2
-------	---	----	---	---	------	---	---	------	---	---	---	---	-----	---	---	---	-----

 Three-Point Field Goals: 2012-13, None Attempted.
**PLAYOFF RECORD**12-13 Did Not Appear In Any Games  
Three-Point Field Goals: 2012-13, None Attempted.**RON MERCER [#5] 6'7" 210 LBS 05/18/76 KENTUCKY '99**>> Transactions: First round draft choice (6<sup>th</sup> pick overall) in 1997 NBA Draft...Traded with Popeye Jones and Dwayne Schintzius to the Denver Nuggets for Danny Fortson, Eric Williams, Eric Washington and a first-round draft choice on August 3, 1999.

97-98	80	2662	515	1145	.450	188	224	.839	109	171	280	176	213-2	125	17	1221	15.3
98-99	41	1551	305	707	.431	83	105	.790	37	118	155	104	81-1	67	12	698	17.0
<b>TOTALS</b>	<b>121</b>	<b>4213</b>	<b>820</b>	<b>1852</b>	<b>.443</b>	<b>271</b>	<b>329</b>	<b>.824</b>	<b>146</b>	<b>289</b>	<b>435</b>	<b>280</b>	<b>294-3</b>	<b>192</b>	<b>29</b>	<b>1919</b>	<b>15.9</b>

Three-Point Field Goals: 1997-98, 3-for-28 (.107); 1998-99, 5-for-30 (.167). Total: 8-for-58 (.138).

**CHRIS MIHM [#4] 7'0" 265 LBS 07/16/79 TEXAS '00**

&gt;&gt; Transactions: Acquired from the Cleveland Cavaliers with Ricky Davis, Michael Stewart and a second round draft choice for Tony Battle, Eric Williams and Kedrick Brown on December 15, 2003...Traded to the Los Angeles Lakers with Chuckie Atkins and Jumaane Jones for Gary Payton, Rick Fox and a conditional first round draft choice on August 13, 2004.

03-04	54	939	127	254	.500	76	118	.644	109	164	273	11	150-2	28	41	330	6.1
-------	----	-----	-----	-----	------	----	-----	------	-----	-----	-----	----	-------	----	----	-----	-----

 Three-Point Field Goals: None Attempted.
**PLAYOFF RECORD**03-04 4 65 7 22 .318 6 10 .600 8 10 18 0 12-1 4 4 20 5.0  
Three-Point Field Goals: None Attempted.**ED MIKAN [#16] 6'8" 230 LBS 10/20/25 D: 10/22/99 DEPAUL '48**

53-54 9 71 8 24 .333 5 9 .556 20 3 15-0 21 2.3

**DARKO MILICIC [#99] 7'0" 275 LBS 06/20/85 SERBIA '03**

&gt;&gt; Transactions: Signed as a free agent on September 28, 2012...Waived on November 21, 2011.

12-13	1	5	0	1	.000	0	0	---	0	1	1	0	1-0	0	0	0	0.0
-------	---	---	---	---	------	---	---	-----	---	---	---	---	-----	---	---	---	-----

 Three-Point Field Goals: None Attempted.
**DIRK MINNIEFIELD [#11] 6'3" 180 LBS 01/17/61 KENTUCKY '83**

&gt;&gt; Transactions: Signed as a free agent on December 12, 1987 (also played 11 games for Golden State in 1987-88)...Contract expired on October 5, 1988.

87-88	61	868	83	173	.480	27	32	.844	22	53	75	190	107-0	44	3	196	3.2
-------	----	-----	----	-----	------	----	----	------	----	----	----	-----	-------	----	---	-----	-----

 Three-Point Field Goals: 1987-88, 4-for-16 (.250)
**PLAYOFF RECORD**

87-88 11 50 6 14 .429 2 2 1.000 1 1 2 11 13-0 2 0 16 1.5

YEAR G MIN FGM FGA PCT FTM FTA PCT OFF DEF TOT AST PF-DQ ST BL PTS AVG

GREG MINOR [#9] 6'6" 230 LBS 09/08/71 LOUISVILLE '94

>> Transactions: Signed as a free agent on October 19, 1994.

94-95	63	945	155	301	.515	65	78	.833	49	88	137	66	89-0	32	16	377	6.0
95-96	78	1761	320	640	.500	99	130	.762	93	164	257	146	161-0	36	11	746	9.6
96-97	23	547	94	196	.480	31	36	.861	30	50	80	34	45-0	15	2	220	9.6
97-98	69	1126	140	321	.436	59	86	.686	55	95	150	88	100-0	53	11	345	5.0
98-99	44	765	85	204	.417	36	48	.750	31	86	117	50	69-1	20	6	214	4.9
99-00																	

TOTALS 277 5144 794 1662 .478 290 378 .767 258 483 741 384 464-1 156 46 1902 6.9

Three-Point Field Goals: 1994-95, 2-for-12 (.167); 1995-96, 7-for-27 (.259); 1996-97, 1-for-8 (.125); 1997-98, 6-for-31 (.194); 1998-99, 8-for-28 (.286); 1999-00, None Attempted; Total: 24-for-106 (.226).

PLAYOFF RECORD

94-95	4	37	5	13	.385	1	1	1.000	1	0	1	2	3-0	1	1	11	2.8
-------	---	----	---	----	------	---	---	-------	---	---	---	---	-----	---	---	----	-----

Three-Point Field Goals: 1994-95, None Attempted.

MARK MINOR [#27] 6'5" 210 LBS 05/14/50 OHIO STATE '72

>> Transactions: Eleventh round draft choice (165<sup>th</sup> pick overall) in 1972 NBA Draft.

72-73	4	20	1	4	.250	3	4	.750			4	2	5-0			5	1.3
-------	---	----	---	---	------	---	---	------	--	--	---	---	-----	--	--	---	-----

JEROME MOISO [#5] 6'10" 232 LBS 06/15/78 UCLA '02

>> Transactions: First round draft choice (11<sup>th</sup> pick overall) in 2000 NBA Draft...Traded to the Philadelphia 76ers for Roshown McLeod and a conditional first-round draft choice on August 3, 2001.

00-01	24	135	12	30	.400	11	26	.423	12	30	42	3	29-0	3	4	35	1.5
-------	----	-----	----	----	------	----	----	------	----	----	----	---	------	---	---	----	-----

Three-Point Field Goals: 2000-01, 0-for-1 (.000).

ERIC MONTROSS [#0] 7'0" 270 LBS 09/23/71 NORTH CAROLINA '94

>> Transactions: First round draft choice (9<sup>th</sup> pick overall) in 1994 NBA Draft...Traded with a 1996 first-round draft choice to the Dallas Mavericks for 1996 and 1997 first-round draft choices on June 21, 1996.

94-95	78	2315	307	575	.534	167	263	.635	196	370	566	36	299-10	29	61	781	10.0
95-96	61	1432	196	346	.566	50	133	.376	119	233	352	43	181-1	19	29	442	7.2
TOTALS	139	3747	503	921	.546	217	396	.548	315	603	918	79	480-11	48	90	1223	8.8

Three-Point Field Goals: 1994-95, 0-for-1 (.000); 1995-96, None Attempted. Totals: 0-for-1 (.000).

PLAYOFF RECORD

94-95	4	62	5	11	.455	3	6	.500	7	2	9	0	13-0	0	0	13	3.3
-------	---	----	---	----	------	---	---	------	---	---	---	---	------	---	---	----	-----

Three-Point Field Goals: 1994-95, None Attempted.

E'TWAUN MOORE [#55] 6'4" 191 LBS 02/25/89 PURDUE '11

>> Transactions: Second round draft choice (53<sup>rd</sup> pick overall) in 2011 NBA Draft...Traded along with JaJuan Johnson, Sean Williams and a future second round pick to Houston as part of a three team trade that saw Boston acquire Courtney Lee and Portland acquire Sasha Pavlovic, two future second round picks and cash considerations on July 20, 2012.

11-12	38	331	43	113	.381	7	7	1.000	4	29	33	34	33-0	11	3	110	2.9
-------	----	-----	----	-----	------	---	---	-------	---	----	----	----	------	----	---	-----	-----

Three-Point Field Goals: 2011-12, 17-for-45 (.378).

PLAYOFF RECORD

11-12	9	21	2	8	.250	1	2	.500	0	3	3	3	2-0	0	1	5	0.6
-------	---	----	---	---	------	---	---	------	---	---	---	---	-----	---	---	---	-----

Three-Point Field Goals: 2011-12, 0-for-2 (.000).

MIKKI MOORE [#7, #31] 7'0" 230 LBS 11/04/75 NEBRASKA '97

>> Transactions: Signed to a ten-day contract on January 6, 2003...Waived on January 16, 2003...Signed as a free agent on February 24, 2009.

02-03	3	12	0	1	.000	0	0	.000	1	0	1	0	6-0	0	2	0	0.0
08-09	24	456	51	85	.600	14	19	.737	31	75	106	25	96-2	4	5	116	4.8
TOTALS	27	468	51	86	.593	14	19	.737	32	75	107	25	102-2	4	7	116	4.3

Three-Point Field Goals: 2002-03, None Attempted; 2008-09, None Attempted.

PLAYOFF RECORD

08-09	10	66	5	10	.500	5	6	.833	6	9	15	4	11-0	2	5	15	1.5
-------	----	----	---	----	------	---	---	------	---	---	----	---	------	---	---	----	-----

Three-Point Field Goals: 2008-09, None Attempted.

REX MORGAN [#20] 6'5" 190 LBS 10/27/48 JACKSONVILLE '70

>> Transactions: Second round draft choice (21<sup>st</sup> pick overall) in 1970 NBA Draft.

70-71	34	266	41	102	.402	35	54	.648			61	22	58-2			117	3.4
71-72	28	150	16	50	.320	23	31	.742			30	17	34-0			55	2.0
TOTALS	62	416	57	152	.375	58	85	.682			91	39	92-2			172	2.8



YEAR	G	MIN	FGM	FGA	PCT	FTM	FTA	PCT	OFF	DEF	TOT	AST	PF-DQ	ST	BL	PTS	AVG
<b>REX MORGAN PLAYOFF RECORD</b>																	
71-72	4	10	1	7	.143	1	3	.333			6	0	6-0			3	0.8

<b>DWIGHT MORRISON [#15] 6'8" 220 LBS 04/26/32 IDAHO '54</b>																	
>> Transactions: Second round draft choice in 1954 NBA Draft.																	
54-55	71	1227	120	284	.423	72	115	.626			451	82	222-10			312	4.4
55-56	71	910	89	240	.371	44	89	.494			345	53	159-5			222	3.1
<b>TOTALS</b>	<b>142</b>	<b>2137</b>	<b>209</b>	<b>524</b>	<b>.399</b>	<b>116</b>	<b>204</b>	<b>.569</b>			<b>796</b>	<b>135</b>	<b>381-15</b>			<b>534</b>	<b>3.8</b>

<b>PLAYOFF RECORD</b>																	
54-55	7	42	3	8	.375	1	3	.333			14	1	22-1			7	1.0
55-56	3	23	2	7	.286	0	4	.000			11	0	5-0			4	1.3
<b>TOTALS</b>	<b>10</b>	<b>65</b>	<b>5</b>	<b>15</b>	<b>.333</b>	<b>1</b>	<b>7</b>	<b>.143</b>			<b>25</b>	<b>1</b>	<b>27-1</b>			<b>11</b>	<b>1.1</b>

<b>JOE MULLANEY [#17] 6'0" 165 LBS 11/17/25 D: 03/08/00 HOLY CROSS '59</b>																	
>> Transactions: Second round draft choice in 1949 NBA Draft.																	
49-50	37		9	70	.129	12	15	.800				52	30			30	0.8

<b>TODD MUNDT [#51] 7'0" 250 LBS 05/17/70 DELTA STATE '93</b>																	
>> Transactions: Signed to the first of two consecutive ten-day contracts on March 23, 1996...Re-signed for the remainder of the season on April 12, 1996 (also played 24 games for Atlanta in 1995-96)...Rights renounced on July 30, 1996.																	
95-96	33	151	16	41	.390	5	8	.625	11	17	28	3	29-0	2	5	37	1.1
Three-Point Field Goals: 1995-96, None Attempted.																	

<b>GEORGE MUNROE [#6] 5'11" 175 LBS 01/05/22 D: 08/19/14 DARTMOUTH '43</b>																	
47-48	21		27	91	.297	17	26	.654				3	20			71	3.4
<b>PLAYOFF RECORD</b>																	
47-48	3		1	5	.200	2	2	1.000				1	2			4	1.3

<b>DICK MURPHY [#5] 6'1" 180 LBS 03/10/21 D: 10/22/73 MANHATTAN</b>																	
46-47	7		1	17	.059	0	4	.000				3	6			2	0.3
Also played 24 games for New York in 1946-47.																	

<b>TROY MURPHY [#30] 6'11" 245 LBS 05/02/80 NOTRE DAME '01</b>																	
>> Transactions: Signed as a free agent on March 2, 2011.																	
10-11	17	178	10	38	.421	11	13	.846	11	27	38	6	19-0	8	1	44	2.6
Three-Point Field Goals: 2010-11, 1-for-10 (.100).																	

<b>PLAYOFF RECORD</b>																	
10-11	1	3	0	0	---	0	0	---	1	0	1	0	0-0	0	0	0	0.0
Three-Point Field Goals: 2010-11, None Attempted.																	

<b>WILLIE NAULLS [#12] 6'6" 225 LBS 10/07/34 UCLA '56</b>																	
>> Transactions: Sold to Boston on September 4, 1963...Retired in 1966.																	
63-64	78	1409	321	769	.417	125	157	.796			356	64	208-0			767	9.8
64-65	71	1465	302	786	.384	143	176	.813			336	72	225-5			747	10.5
65-66	71	1433	328	815	.402	104	131	.794			319	72	197-4			760	10.7
<b>TOTALS</b>	<b>220</b>	<b>4307</b>	<b>951</b>	<b>2370</b>	<b>.401</b>	<b>372</b>	<b>464</b>	<b>.802</b>			<b>1011</b>	<b>208</b>	<b>630-9</b>			<b>2274</b>	<b>10.3</b>

<b>PLAYOFF RECORD</b>																	
63-64	10	177	37	95	.389	17	23	.739			46	8	31-1			91	9.1
64-65	12	180	39	95	.411	10	15	.667			51	9	27-0			88	7.3
65-66	11	75	9	35	.257	17	21	.810			16	1	23-0			38	3.2
<b>TOTALS</b>	<b>33</b>	<b>432</b>	<b>85</b>	<b>225</b>	<b>.378</b>	<b>44</b>	<b>59</b>	<b>.746</b>			<b>113</b>	<b>18</b>	<b>81-1</b>			<b>217</b>	<b>6.6</b>

YEAR	G	MIN	FGM	FGA	PCT	FTM	FTA	PCT	OFF	DEF	TOT	AST	PF-DQ	ST	BL	PTS	AVG
------	---	-----	-----	-----	-----	-----	-----	-----	-----	-----	-----	-----	-------	----	----	-----	-----

### DON NELSON [#19] 6'6" 210 LBS 05/15/40 IOWA '62

>> Transactions: Signed as a free agent on October 28, 1965...Retired in 1973.

65-66	75	1765	271	618	.439	223	326	.684			403	79	187-1			765	10.2
66-67	79	1202	227	509	.446	141	190	.741			295	65	143-0			595	7.5
67-68	82	1498	312	632	.494	195	268	.728			431	103	178-1			819	10.0
68-69	82	1773	374	771	.485	201	259	.776			458	92	198-2			949	11.6
69-70	82	2224	461	920	.501	337	435	.775			601	148	238-3			1259	15.4
70-71	82	2254	412	881	.468	317	426	.744			565	153	232-2			1141	13.9
71-72	82	2086	389	811	.480	356	452	.788			453	192	220-3			1134	13.8
72-73	72	1425	309	649	.476	159	188	.846			315	102	155-1			777	10.8
73-74	82	1748	364	717	.508	215	273	.788			345	162	189-1	10	13	945	11.5
74-75	79	2052	423	785	.539	263	318	.827	127	342	469	181	239-2	32	15	1109	14.0
75-76	75	943	175	379	.462	127	161	.789	56	126	182	77	115-0	1	7	477	6.4
TOTALS	872	18970	3717	7672	.484	2534	3296	.769	273	723	4517	1354	2094-16	43	35	9968	11.4

#### PLAYOFF RECORD

65-66	17	316	50	118	.424	42	52	.808			85	13	50-0			142	8.4
66-67	9	142	27	59	.458	10	17	.588			42	9	12-0			64	7.1
67-68	19	468	91	175	.520	55	74	.743			143	32	49-0			237	12.5
68-69	18	348	87	168	.518	50	60	.833			83	21	51-0			224	12.4
71-72	11	308	52	99	.525	41	48	.854			61	21	30-0			145	13.2
72-73	13	303	47	101	.465	49	56	.875			38	15	29-0			143	11.0
73-74	18	467	82	164	.500	41	53	.774	25	72	97	35	54-2	8	3	205	11.4
74-75	11	274	66	117	.564	37	41	.902	18	27	45	26	36-1	2	2	169	15.4
75-76	18	315	52	108	.481	60	69	.870	17	36	53	17	46-1	3	2	164	9.1
TOTALS	134	2941	554	1109	.500	385	470	.819	60	135	647	189	357-4	13	7	1493	11.1

### JAMEER NELSON [#28] 6'0" 190 LBS 02/09/82 ST. JOSEPH'S (PA) '04

>> Transactions: Acquired from Dallas along with Jae Crowder, Brandon Wright, a future first round draft pick, a future second round draft pick and a trade exception in exchange for Rajon Rondo and Dwight Powell on December 18, 2014...Traded to Denver in exchange for Nate Robinson on January 13, 2015.

14-15	6	121	9	41	.220	6	9	.667	3	14	17	33	13-0	7	0	29	4.8
Three-Point Field Goals: 2014-15, 5-for-25 (.200). Totals: 5-for-25 (.200)																	

### JACK NICHOLS [#16] 6'7" 230 LBS 04/09/26 D: 12/24/92 WASHINGTON '48

53-54	75	1607	163	528	.309	113	152	.743			363	104	187-2			439	5.9
54-55	64	1910	249	656	.380	138	178	.780			533	144	238-10			636	9.9
55-56	60	1964	330	799	.413	200	253	.791			625	160	228-7			860	14.3
56-57	61	1372	195	537	.363	108	136	.794			374	85	185-4			498	8.2
57-58	69	1224	170	484	.351	59	80	.738			302	63	123-1			399	5.8
TOTALS	329	8077	1107	3004	.369	618	798	.774			2197	556	961-24			2932	8.6

#### PLAYOFF RECORD

53-54	6	211	35	72	.486	30	38	.789			62	31	24-0			100	16.7
54-55	7	231	30	81	.370	13	16	.813			49	23	28-1			73	10.4
55-56	3	100	16	43	.372	9	10	.900			36	10	13-0			41	13.7
56-57	10	117	16	40	.400	3	5	.600			17	7	23-0			35	3.5
57-58	11	148	23	66	.348	7	10	.700			45	8	21-1			53	4.8
TOTALS	37	807	120	302	.397	62	79	.785			209	79	109-2			302	8.2

### RICH NIEMANN [#27] 7'0" 252 LBS 07/02/46 ST. LOUIS '68

>> Transactions: Acquired off waivers from the Milwaukee Bucks on October 14, 1969.

69-70	6	18	2	5	.400	2	2	1.000			6	2	10-0			6	1.0
-------	---	----	---	---	------	---	---	-------	--	--	---	---	------	--	--	---	-----

### BOB NORDMANN [#34] 6'10" 262 LBS 12/11/39 ST. LOUIS '61

64-65	3	25	3	5	.600	0	0	.000			8	3	5			6	2.0
-------	---	----	---	---	------	---	---	------	--	--	---	---	---	--	--	---	-----

### GEORGE NOSTRAND [#3] 6'8" 197 LBS 04/05/24 D: 11/08/81 WYOMING '46

48-49	27		91	267	.341	83	135	.615				38	74			265	9.8
49-50	18		36	120	.265	35	51	.686				22	39			107	6.7
TOTALS	45		127	387	.328	118	186	.634				60	113			372	8.3

Also played 33 games for Providence in 1948-49. Also played 1 game for Tri-Cities and 36 games for Chicago in 1949-50.

YEAR	G	MIN	FGM	FGA	PCT	FTM	FTA	PCT	OFF	DEF	TOT	AST	PF-DQ	ST	BL	PTS	AVG
<b>STAN NOSZKA [#10, #11]</b>			<b>6'1"</b>			<b>185 LBS</b>			<b>09/19/20 D: 11/15/91</b>			<b>DUQUESNE '43</b>					
47-48	22		27	97	.278	24	35	.686				4	52			78	3.5
48-49	30		30	123	.244	15	30	.500				25	56			75	2.5
<b>TOTALS</b>	<b>52</b>		<b>57</b>	<b>220</b>	<b>.259</b>	<b>39</b>	<b>65</b>	<b>.600</b>				<b>29</b>	<b>108</b>			<b>153</b>	<b>2.9</b>

## PLAYOFF RECORD

47-48	3		10	30	.333	5	8	.625				2	11			25	8.3
-------	---	--	----	----	------	---	---	------	--	--	--	---	----	--	--	----	-----

<b>JULIUS NWOSU [#0]</b>			<b>6'10"</b>			<b>255 LBS</b>			<b>05/01/71</b>			<b>LIBERTY '93</b>					
--------------------------	--	--	--------------	--	--	----------------	--	--	-----------------	--	--	--------------------	--	--	--	--	--

&gt;&gt; Transactions: Signed as a free agent on August 9, 1996...Waived on November 2, 1996.

96-97 Received DNP-CD 11/1 vs. Chicago.

<b>PATRICK O'BRYANT [#26]</b>			<b>7'0"</b>			<b>249 LBS</b>			<b>06/20/86</b>			<b>BRADLEY '06</b>					
-------------------------------	--	--	-------------	--	--	----------------	--	--	-----------------	--	--	--------------------	--	--	--	--	--

&gt;&gt; Transactions: Signed as a free agent on July 16, 2008...Traded to Toronto as part of a three team deal which resulted in Boston acquiring a future conditional second round pick from Sacramento and Sacramento acquiring Will Solomon from Toronto and cash considerations from Boston on February 19, 2009.

08-09	26	4.2	16	31	.516	8	12	.667	7	27	34	8	29-0	3	8	40	1.5
-------	----	-----	----	----	------	---	----	------	---	----	----	---	------	---	---	----	-----

Three-Point Field Goals: 2008-09, None Attempted.

<b>DERMOTT O'CONNELL [#7]</b>			<b>6'0"</b>			<b>174 LBS</b>			<b>04/13/28 D: 10/05/88</b>			<b>HOLY CROSS '49</b>					
-------------------------------	--	--	-------------	--	--	----------------	--	--	-----------------------------	--	--	-----------------------	--	--	--	--	--

48-49	21		87	315	.276	30	56	.536				65	40			204	9.7
-------	----	--	----	-----	------	----	----	------	--	--	--	----	----	--	--	-----	-----

49-50	37		72	275	.262	33	58	.569				64	62			177	4.8
-------	----	--	----	-----	------	----	----	------	--	--	--	----	----	--	--	-----	-----

<b>TOTALS</b>	<b>58</b>		<b>159</b>	<b>590</b>	<b>.269</b>	<b>63</b>	<b>114</b>	<b>.553</b>				<b>129</b>	<b>102</b>			<b>381</b>	<b>6.6</b>
---------------	-----------	--	------------	------------	-------------	-----------	------------	-------------	--	--	--	------------	------------	--	--	------------	------------

Also played 24 games for St. Louis in 1949-50.

<b>JERMAINE O'NEAL [#7]</b>			<b>6'11"</b>			<b>255 LBS</b>			<b>10/13/78</b>			<b>EAU CLAIRE HS (SC) '96</b>					
-----------------------------	--	--	--------------	--	--	----------------	--	--	-----------------	--	--	-------------------------------	--	--	--	--	--

&gt;&gt; Transactions: Signed as a free agent on July 14, 2010...Waived on April 20, 2012.

10-11	24	431	50	109	.459	29	43	.674	25	63	88	12	65-3	2	30	129	5.4
-------	----	-----	----	-----	------	----	----	------	----	----	----	----	------	---	----	-----	-----

11-12	25	570	52	120	.433	21	31	.677	37	98	135	10	80-1	8	43	125	5.0
-------	----	-----	----	-----	------	----	----	------	----	----	-----	----	------	---	----	-----	-----

<b>TOTALS</b>	<b>49</b>	<b>1001</b>	<b>102</b>	<b>229</b>	<b>.445</b>	<b>50</b>	<b>74</b>	<b>.676</b>	<b>62</b>	<b>161</b>	<b>223</b>	<b>22</b>	<b>145-4</b>	<b>10</b>	<b>73</b>	<b>254</b>	<b>5.2</b>
---------------	-----------	-------------	------------	------------	-------------	-----------	-----------	-------------	-----------	------------	------------	-----------	--------------	-----------	-----------	------------	------------

Three-Point Field Goals: 2010-11, 0-for-1 (.000); 2011-12, None Attempted. Totals: 0-for-1 (.000).

## PLAYOFF RECORD

10-11	9	197	21	43	.488	10	11	.909	15	23	38	8	34-0	2	16	52	5.8
-------	---	-----	----	----	------	----	----	------	----	----	----	---	------	---	----	----	-----

Three-Point Field Goals: 2010-11, None Attempted.

<b>SHAQUILLE O'NEAL [#36]</b>			<b>7'1"</b>			<b>325 LBS</b>			<b>03/06/72</b>			<b>LOUISIANA STATE '92</b>					
-------------------------------	--	--	-------------	--	--	----------------	--	--	-----------------	--	--	----------------------------	--	--	--	--	--

&gt;&gt; Transactions: Signed as a free agent on August 4, 2010...Retired June 2, 2011.

10-11	37	752	134	201	.667	73	131	.557	48	130	178	26	120-4	16	42	341	9.2
-------	----	-----	-----	-----	------	----	-----	------	----	-----	-----	----	-------	----	----	-----	-----

Three-Point Field Goals: 2010-11, None Attempted.

## PLAYOFF RECORD

10-11	2	12	1	2	.500	0	2	.000	0	0	0	1	4-0	1	0	2	1.0
-------	---	----	---	---	------	---	---	------	---	---	---	---	-----	---	---	---	-----

Three-Point Field Goals: 2010-11, None Attempted.

<b>JIMMY OLIVER [#27]</b>			<b>6'6"</b>			<b>208 LBS</b>			<b>07/12/69</b>			<b>PURDUE '91</b>					
---------------------------	--	--	-------------	--	--	----------------	--	--	-----------------	--	--	-------------------	--	--	--	--	--

&gt;&gt; Transactions: Signed as a free agent on October 7, 1993...Contract not renewed after the 1993-94 season.

93-94	44	540	89	214	.426	25	33	.758	8	38	46	33	39-0	16	1	216	4.9
-------	----	-----	----	-----	------	----	----	------	---	----	----	----	------	----	---	-----	-----

Three-Point Field goals: 1993-94, 13-for-32 (.406).

<b>MICHAEL OLOWOKANDI [#41]</b>			<b>7'0"</b>			<b>270 LBS</b>			<b>04/03/75</b>			<b>PACIFIC '98</b>					
---------------------------------	--	--	-------------	--	--	----------------	--	--	-----------------	--	--	--------------------	--	--	--	--	--

&gt;&gt; Transactions: Acquired from the Minnesota Timberwolves along with Dwayne Jones, Wally Szczerbiak and a future first round draft choice in exchange for Marcus Banks, Mark Blount, Ricky Pauls, Justin Reed and two future conditional second round draft choices on January 27, 2006...Signed as a free agent on October 2, 2006...Contract expired on July 1, 2007.

05-06	16	167	20	45	.444	5	8	.625	5	36	41	6	22-0	3	6	45	2.8
-------	----	-----	----	----	------	---	---	------	---	----	----	---	------	---	---	----	-----

06-07	24	234	19	46	.413	2	3	.667	14	34	48	5	48-0	8	13	40	1.7
-------	----	-----	----	----	------	---	---	------	----	----	----	---	------	---	----	----	-----

<b>TOTALS</b>	<b>40</b>	<b>401</b>	<b>39</b>	<b>91</b>	<b>.429</b>	<b>7</b>	<b>10</b>	<b>.700</b>	<b>19</b>	<b>70</b>	<b>89</b>	<b>11</b>	<b>70-0</b>	<b>11</b>	<b>19</b>	<b>85</b>	<b>2.1</b>
---------------	-----------	------------	-----------	-----------	-------------	----------	-----------	-------------	-----------	-----------	-----------	-----------	-------------	-----------	-----------	-----------	------------

Three-Point Field Goals: 2005-06, None Attempted; 2006-07, None Attempted.

<b>ENOCH OLSEN [#25]</b>			<b>6'8"</b>			<b>230 LBS</b>			<b>07/25/40</b>			<b>LOUISVILLE '62</b>					
--------------------------	--	--	-------------	--	--	----------------	--	--	-----------------	--	--	-----------------------	--	--	--	--	--

68-69	7	43	7	19	.368	0	6	.000			14	4	6-0			14	2.0
-------	---	----	---	----	------	---	---	------	--	--	----	---	-----	--	--	----	-----

YEAR G MIN FGM FGA PCT FTM FTA PCT OFF DEF TOT AST PF-DQ ST BL PTS AVG

DOUG OVERTON [#9, #20] 6'3" 190 LBS 08/03/69 LASALLE '91

>> Transactions: Signed as a free agent on November 8, 1999...Waived on October 29, 2000...Re-signed as a free agent on November 21, 2000...Waived on December 7, 2000.

99-00	48	432	61	154	.396	20	21	.833	14	19	33	53	46-0	10	0	152	3.2
00-01	7	144	15	44	.341	7	11	.636	3	12	15	19	15-0	4	0	38	5.4
TOTALS	55	576	76	198	.389	27	32	.844	17	31	48	72	61-0	14	0	190	3.5

Three-Point Field Goals: 1999-00, 10-for-28 (.280); 2000-01, 1-for-4 (.250). Totals: 11-for-32 (.344).

MILT PALACIO [#9] 6'3" 195 LBS 02/07/78 COLORADO STATE '99

>> Transactions: Signed as a free agent on December 7, 2000...Waived on January 5, 2001...Re-signed to the first of two consecutive ten-day contracts on January 10, 2001...Signed for the remainder of the season on January 29, 2001...Traded to the Phoenix Suns with Joe Johnson, Randy Brown and a 2002 first-round draft choice for Tony Delk and Rodney Rogers on February 20, 2002.

00-01	58	1141	126	267	.472	78	92	.848	25	77	102	151	83-0	48	0	342	5.9
01-02	41	518	52	135	.385	36	51	.706	8	42	50	54	38-0	21	3	152	3.7
TOTALS	99	1659	178	402	.443	114	143	.797	33	119	152	205	121-0	69	3	494	5.0

Three-Point Field Goals: 2000-01, 12-for-36 (.333); 2001-02, 12-for-34 (.353). Totals: 24-for-70 (.343).

TOGO PALAZZI [#12] 6'4" 205 LBS 08/08/32 HOLY CROSS '54

>> Transactions: First round draft choice in 1954 NBA Draft.

54-55	53	504	101	253	.399	45	60	.750			146	30	60-1			247	4.7
55-56	63	703	145	373	.389	85	124	.685			182	42	87-0			375	6.0
56-57	20																
TOTALS	136																

PLAYOFF RECORD

54-55	5	30	12	24	.500	5	10	.500			14	1	7-0			29	5.8
55-56	2	7	1	5	.200	0	0	.000			2	0	1-0			2	1.0
TOTALS	7	37	13	29	.448	5	10	.500			16	1	8-0			31	4.4

Also played 43 games for Syracuse in 1956-57.

ROBERT PARISH [#00] 7' 1/2" 230 LBS 08/30/53 CENTENARY '76

>> Transactions: Acquired from the Golden State Warriors with a 1980 first-round draft choice for two 1980 first-round draft choices on June 9, 1980...Contract was not renewed and became a free agent following the 1994 season...Retired in 1997.

80-81	82	2298	635	1166	.545	282	397	.710	245	532	777	144	310-9	81	214	1552	18.9
81-82	80	2534	669	1235	.542	252	355	.710	288	578	866	140	267-5	68	192	1590	19.9
82-83	78	2459	619	1125	.550	271	388	.698	260	567	827	141	222-4	79	148	1509	19.3
83-84	80	2867	623	1140	.546	274	368	.745	243	614	857	139	266-7	55	116	1520	19.0
84-85	79	2850	551	1016	.542	292	393	.743	263	577	840	125	223-2	56	101	1394	17.6
85-86	81	2567	530	966	.549	245	335	.731	246	524	770	145	215-3	65	116	1305	16.1
86-87	80	2995	588	1057	.556	227	309	.735	254	597	851	173	266-5	64	144	1403	17.5
87-88	74	2312	442	750	.589	177	241	.734	173	455	628	115	198-5	55	84	1061	14.3
88-89	80	2840	596	1045	.570	294	409	.719	342	654	996	175	209-2	79	116	1486	18.6
89-90	79	2396	505	871	.580	233	312	.747	259	537	796	103	189-2	38	69	1243	15.7
90-91	81	2441	485	811	.598	237	309	.767	271	585	856	66	197-1	66	103	1207	14.9
91-92	79	2285	468	874	.535	179	232	.772	219	486	705	70	172-2	68	97	1115	14.1
92-93	79	2146	416	777	.535	162	235	.689	246	494	740	61	201-3	57	107	994	12.6
93-94	74	1987	356	725	.491	154	208	.740	141	401	542	82	190-3	42	96	866	11.7
TOTALS	1106	34977	7483	13558	.552	3279	4491	.730	3450	7601	11051	1679	3125-53	873	1703	18245	16.5

Three-Point Field Goals: 1980-81, 0-for-1 (.000); 1982-83, 0-for-1 (.000); 1986-87, 0-for-1 (.000); 1987-88 0-for-1 (.000); 1990-91, 0-for-1 (.000). Totals: 0-for-5 (.000).

PLAYOFF RECORD

80-81	17	492	108	219	.493	39	58	.672	50	96	146	19	74-2	21	39	255	15.0
81-82	12	426	102	209	.488	51	75	.680	43	92	135	18	47-1	5	48	255	21.3
82-83	7	249	43	89	.483	17	20	.850	21	53	74	9	18-0	5	9	103	14.7
83-84	23	869	139	291	.478	64	99	.646	76	172	248	27	100-6	23	41	342	14.9
84-85	21	803	136	276	.493	87	111	.784	57	162	219	31	68-0	21	34	359	17.1
85-86	18	591	106	225	.471	58	89	.652	52	106	158	25	47-1	9	30	270	15.0
86-87	21	734	149	263	.567	79	103	.767	59	139	198	28	79-4	18	35	377	18.0
87-88	17	626	100	188	.532	50	61	.820	51	117	168	21	42-0	11	19	250	14.7
88-89	3	112	20	44	.455	7	9	.778	6	20	26	6	5-0	4	2	47	15.7
89-90	5	170	31	54	.574	17	18	.944	23	27	50	13	21-0	5	7	79	15.8
90-91	10	296	58	97	.598	42	61	.689	33	59	92	6	34-1	8	7	158	15.8
91-92	10	335	50	101	.495	20	28	.714	38	59	97	14	22-0	7	15	120	12.0
92-93	4	146	31	57	.544	6	7	.857	13	25	38	5	14-0	1	6	68	17.0
TOTALS	168	5849	1073	2113	.508	537	739	.727	408	886	1649	176	571-15	107	196	2683	16.0

Three-Point Field Goals: 1986-87, 0-for-1 (.000).

YEAR	G	MIN	FGM	FGA	PCT	FTM	FTA	PCT	OFF	DEF	TOT	AST	PF-DQ	ST	BL	PTS	AVG
------	---	-----	-----	-----	-----	-----	-----	-----	-----	-----	-----	-----	-------	----	----	-----	-----

**SASHA PAVLOVIC [#11, 77] 6'7" 235 LBS 11/15/83****MONTENEGRO**

>> Transactions: Signed as a free agent on March 3, 2011...Traded to Portland along with two future second round picks and cash considerations as part of a three team trade that saw Boston acquire Courtney Lee and Houston acquire JaJuan Johnson, E'Twaun Moore, Sean Williams and a future second round pick on July 20, 2012.

10-11	17	149	12	26	.462	2	5	.400	1	13	14	3	15-0	5	0	31	1.8
11-12	45	527	50	128	.391	3	8	.375	4	68	72	18	54-0	20	15	120	2.7
<b>TOTALS</b>	<b>62</b>	<b>676</b>	<b>62</b>	<b>154</b>	<b>.403</b>	<b>5</b>	<b>13</b>	<b>.384</b>	<b>5</b>	<b>81</b>	<b>86</b>	<b>21</b>	<b>69-0</b>	<b>25</b>	<b>15</b>	<b>151</b>	<b>2.4</b>

Three-Point Field Goals: 2010-11, 5-for-10 (.500); 2011-12, 17-for-58 (.293). Totals: 22-for-68 (.324).

**PLAYOFF RECORD**

11-12	10	40	3	9	.333	0	0	---	2	3	5	1	4-0	1	1	7	0.7
-------	----	----	---	---	------	---	---	-----	---	---	---	---	-----	---	---	---	-----

Three-Point Field Goals: 2011-12, 1-for-5 (.200).

**JIM PAXSON [#4]****6'6" 210 LBS 07/09/57****DAYTON '79**

>> Transactions: Acquired from the Portland TrailBlazers for Jerry Sichting and future considerations on February 23, 1988 (also played 17 games for Portland in 1987-88)...Contract not renewed on October 6, 1990.

87-88	28	538	94	191	.492	54	61	.885	7	20	27	49	44-0	23	4	244	8.7
88-89	57	1138	202	445	.454	84	103	.816	18	56	74	107	96-0	38	8	492	8.6
89-90	72	1283	191	422	.453	73	90	.811	24	53	77	137	115-0	33	5	460	6.4
<b>TOTALS</b>	<b>157</b>	<b>2959</b>	<b>487</b>	<b>1058</b>	<b>.460</b>	<b>211</b>	<b>254</b>	<b>.831</b>	<b>49</b>	<b>129</b>	<b>178</b>	<b>293</b>	<b>255-0</b>	<b>94</b>	<b>17</b>	<b>1196</b>	<b>7.6</b>

Three-Point Field Goals: 1987-88, 2-for-13 (.154); 1988-89, 4-for-24 (.167); 1989-90, 5-for-20 (.250). Totals: 11-for-57 (.193).

**PLAYOFF RECORD**

87-88	15	188	17	59	.288	16	20	.800	1	8	9	11	18-0	6	2	50	3.3
88-89	INJURED																
89-90	5	62	8	16	.500	3	4	.750	0	0	0	7	1-0	5	0	19	3.8
<b>TOTALS</b>	<b>20</b>	<b>250</b>	<b>25</b>	<b>75</b>	<b>.333</b>	<b>19</b>	<b>24</b>	<b>.792</b>	<b>1</b>	<b>8</b>	<b>9</b>	<b>18</b>	<b>19-0</b>	<b>11</b>	<b>2</b>	<b>69</b>	<b>3.5</b>

Three-Point Field Goals: 1987-88, 0-for-2 (.000); 1989-90, 0-for-1 (.000). Totals: 0-for-3 (.000).

**GARY PAYTON [#20]****6'4" 180 LBS 07/23/68****OREGON STATE '90**

>> Transactions: Acquired from the Los Angeles Lakers along with Rick Fox and a future first round draft choice in exchange for Chuckie Atkins, Jumaine Jones and Chris Mihm on August 13, 2004...Traded to the Atlanta Hawks along with Tom Gugliotta, Michael Stewart and a future first round draft choice in exchange for Antoine Walker on February 24, 2005...Signed as a free agent on March 4, 2005.

04-05	77	2541	339	725	.468	153	201	.761	48	188	236	469	121-0	88	12	873	11.3
-------	----	------	-----	-----	------	-----	-----	------	----	-----	-----	-----	-------	----	----	-----	------

Three-Point Field Goals: 2004-05, 42-for-129 (.326).

**PLAYOFF RECORD**

04-05	7	239	33	74	.446	5	6	.833	8	21	29	32	10-0	6	1	72	10.3
-------	---	-----	----	----	------	---	---	------	---	----	----	----	------	---	---	----	------

Three-Point Field Goals: 2004-05, 1-for-14 (.071).

**KENDRICK PERKINS [#43]****6'10" 278 LBS 11/10/84****CLIFTON J. OZEN HS (TX) '03**

>> Transactions: Draft rights acquired along with draft rights to Marcus Banks from the Memphis Grizzlies in exchange for the draft rights to Dahntay Jones and Troy Bell on June 26, 2005...Signed contract extension on September 11, 2006...Traded along with Nate Robinson to the Oklahoma City Thunder in exchange for Jeff Green, Nenad Krstic and a future first round draft pick (from the LA Clippers) on February 24, 2011.

03-04	10	35	8	15	.533	6	9	.667	5	9	14	3	6-0	0	2	22	2.2
04-05	60	548	56	119	.471	37	58	.638	53	123	176	21	98-1	9	37	149	2.5
05-06	68	1332	137	266	.515	80	130	.615	140	264	404	69	199-3	21	105	354	5.2
06-07	72	1576	132	269	.491	60	100	.600	113	251	372	94	214-0	23	96	324	4.5
07-08	78	1912	214	349	.613	114	183	.623	145	329	474	84	242-3	31	114	542	6.9
08-09	76	2253	276	478	.577	96	160	.600	204	415	619	96	253-4	22	150	648	8.5
09-10	78	2154	313	522	.602	163	280	.582	155	440	595	80	219-1	26	132	791	10.1
10-11	12	313	22	59	.542	23	40	.575	23	74	97	10	37-0	2	10	87	7.3
<b>TOTALS</b>	<b>462</b>	<b>8093</b>	<b>1158</b>	<b>2077</b>	<b>.558</b>	<b>579</b>	<b>960</b>	<b>.603</b>	<b>838</b>	<b>1905</b>	<b>2743</b>	<b>457</b>	<b>1268-12</b>	<b>134</b>	<b>646</b>	<b>2917</b>	<b>6.3</b>

Three-Point Field Goals: 2003-04, None Attempted; 2004-05, None Attempted; 2005-06, 0-for-2 (.000); 2006-07, 0-for-3 (.000); 2007-08, 0-for-1 (.000); 2008-09, 0-for-2 (.000); 2009-10, 0-for-3 (.000); 2010-11, None Attempted. Totals: 0-for-11 (.000).

**PLAYOFF RECORD**

04-05	6	28	4	5	.800	1	3	.333	3	3	6	0	7-0	0	3	9	1.5
07-08	25	631	62	106	.585	40	59	.678	52	101	153	13	91-1	15	32	164	6.6
08-09	14	512	73	127	.575	20	30	.667	51	111	162	20	51-2	6	37	166	11.9
09-10	23	575	49	96	.510	35	55	.600	41	102	143	22	79-1	9	32	131	5.7
<b>TOTALS</b>	<b>68</b>	<b>1746</b>	<b>188</b>	<b>334</b>	<b>.563</b>	<b>94</b>	<b>147</b>	<b>.639</b>	<b>147</b>	<b>317</b>	<b>464</b>	<b>55</b>	<b>228-4</b>	<b>30</b>	<b>104</b>	<b>470</b>	<b>6.9</b>

Three-Point Field Goals: 2004-05, None Attempted; 2007-08, 0-for-1 (.000); 2008-09, 0-for-1 (.000); 2009-10, 0-for-1 (.000). Totals: 0-for-3 (.000).

**ANDY PHILLIP [#17]****6'2" 195 LBS****03/07/22 D: 04/28/01****ILLINOIS '47**

56-57	67	1476	105	277	.379	88	137	.642			181	168	121-1			298	4.4
57-58	70	1164	97	273	.355	42	71	.592			158	121	121-0			236	3.4
<b>TOTALS</b>	<b>137</b>	<b>2640</b>	<b>202</b>	<b>550</b>	<b>.367</b>	<b>130</b>	<b>208</b>	<b>.625</b>			<b>339</b>	<b>289</b>	<b>242-1</b>			<b>534</b>	<b>3.9</b>

YEAR	G	MIN	FGM	FGA	PCT	FTM	FTA	PCT	OFF	DEF	TOT	AST	PF-DQ	ST	BL	PTS	AVG
ANDY PHILLIP PLAYOFF RECORD																	
56-57	10	128	8	22	.364	6	15	.400			20	17	18-0			22	2.2
57-58	10	91	5	21	.238	7	9	.778			14	7	20-0			17	1.7
TOTALS	20	219	13	43	.302	13	24	.542			34	24	38-0			39	2.0

GARY PHILLIPS [#21]																	
6'3" 189 LBS 12/07/39 HOUSTON '61																	
61-62	67	713	110	310	.355	50	86	.581			107	63	109-0			270	4.0
PLAYOFF RECORD																	
61-62	6	32	1	16	.062	8	11	.727			3	1	6-0			10	1.7

PAUL PIERCE [#34]																	
6'7" 235 LBS 10/13/77 KANSAS '98																	
>> Transactions: Selected in the first round (10th overall) in the 1998 NBA Draft...Traded along with Kevin Garnett, Jason Terry and D.J. White to Brooklyn in exchange for Gerald Wallace, Kris Humphries, Keith Bogans, MarShon Brooks, Kris Joseph, three unprotected first round picks and the option to swap first round picks in 2017 on July 12, 2015.																	
98-99	48	1632	284	647	.439	139	195	.713	117	192	309	115	139-1	82	50	791	16.5
99-00	73	2583	486	1099	.442	359	450	.798	83	313	396	221	237-5	152	62	1427	19.5
00-01	82	3120	687	1513	.454	550	738	.745	94	428	522	253	231-3	138	69	2071	25.3
01-02	82	3302	707	1598	.442	520	643	.809	81	485	566	261	237-1	154	86	2144	26.1
02-03	79	3096	663	1592	.416	604	753	.802	106	472	578	349	227-2	139	62	2048	25.9
03-04	80	3099	602	1497	.402	517	631	.819	69	453	522	410	234-3	131	52	1836	23.0
04-05	82	2960	556	1223	.455	549	668	.822	78	461	539	348	255-1	133	39	1769	21.6
05-06	79	3084	689	1462	.471	627	812	.772	77	453	530	375	223-3	107	34	2116	26.8
06-07	47	1740	373	850	.439	320	402	.796	39	238	277	194	122-0	48	13	1173	25.0
07-08	80	2874	509	1098	.464	409	485	.843	53	358	411	363	199-0	102	35	1570	19.8
08-09	81	3035	540	1181	.457	459	553	.830	56	401	457	294	215-0	80	27	1658	20.5
09-10	71	2411	409	867	.472	369	433	.852	39	271	310	218	196-1	84	31	1296	18.3
10-11	80	2774	507	1021	.497	386	449	.860	34	396	430	260	231-0	80	51	1511	18.9
11-12	61	2075	394	890	.443	293	344	.852	37	280	317	274	147-1	70	26	1181	19.4
12-13	77	2575	476	1092	.436	333	423	.787	45	442	487	370	210-2	84	30	1430	18.6
TOTALS	1102	40360	7882	17630	.447	6434	7979	.806	1008	5643	6651	4305	3124-23	1583	668	24021	21.8
Three-Point Field Goals: 1998-99, 84-for-204 (.412); 1999-2000, 96-for-280 (.343); 2000-01, 147-for-384 (.384); 2001-02, 210-for-520 (.404); 2002-03, 118-for-391 (.302); 2003-04, 115-for-384 (.299); 2004-05, 108-for-292 (.370); 2005-06, 111-for-314 (.354); 2006-07, 107-for-275 (.389); 2007-08, 143-for-365 (.392); 2008-09, 119-for-304 (.391); 2009-10, 109-for-263 (.414); 2010-11, 111-for-297 (.374); 2011-12, 100-for-273 (.366); 2012-13, 145-for-382 (.380). Totals: 1823-for-4928 (.370)																	

PLAYOFF RECORD																	
01-02	16	672	122	303	.403	120	157	.764	27	110	137	66	52-0	27	20	394	24.6
02-03	10	445	77	193	.399	101	117	.863	11	79	90	67	38-0	21	8	271	27.1
03-04	4	162	26	76	.342	26	31	.839	6	29	35	10	12-0	5	4	83	20.8
04-05	7	277	47	93	.505	59	68	.868	7	47	54	32	18-0	13	10	160	22.9
07-08	26	990	163	370	.441	142	177	.802	21	108	129	119	90-1	28	8	511	19.7
08-09	14	556	95	221	.430	85	101	.842	4	77	81	43	44-1	15	5	294	21.0
09-10	24	930	147	336	.438	117	142	.824	20	123	143	82	80-1	24	14	451	18.8
10-11	9	343	68	148	.459	30	34	.882	5	40	45	25	30-0	12	4	187	20.8
11-12	20	778	120	311	.386	110	123	.894	14	107	121	62	68-3	30	18	377	18.9
12-13	6	255	39	106	.368	26	29	.897	4	30	34	32	21-0	5	3	115	19.2
TOTALS	136	10818	904	2157	.419	816	979	.834	119	750	869	538	453-6	180	94	2843	20.9
Three-Point Field Goals: 2001-02, 30-for-104 (.288); 2002-03, 16-for-45 (.356); 2003-04, 5-for-17 (.294); 2004-05, 7-for-27 (.259); 2007-08, 43-for-119 (.361); 2008-09, 19-for-57 (.333); 2009-10, 40-for-102 (.392); 2010-11, 21-for-47 (.447); 2011-12, 27-for-87 (.310); 2012-13, 11-for-41 (.268). Totals: 219-for-646 (.339).																	

MICKAEAL PIETRUS [#28]																	
6'6" 215 LBS 02/07/82 GUADELOUPE																	
>> Transactions: Signed as a free agent on December 24, 2011.																	
11-12	42	921	104	270	.385	20	31	.645	18	112	130	25	81-0	21	10	289	6.9
Three-Point Field Goals: 2011-12, 61-for-182 (.335).																	

PLAYOFF RECORD																	
11-12	20	393	24	73	.329	9	16	.563	12	29	41	2	50-0	14	5	69	3.5
Three-Point Field Goals: 2011-12, 12-for-54 (.222).																	

ED PINCKNEY [#54]																	
6'9" 215 LBS 03/27/63 VILLANOVA '85																	
>> Transactions: Acquired from the Sacramento Kings with Joe Kleine for Danny Ainge and Brad Lohaus on February 23, 1989...Traded to the Milwaukee Bucks with the draft rights to Andrei Fetisov for Blue Edwards and Derek Strong on June 29, 1994.																	
88-89	29	678	95	176	.540	103	129	.798	60	88	148	44	77-1	29	23	293	10.1
89-90	77	1082	135	249	.542	92	119	.773	93	132	225	68	126-1	34	42	362	4.7
90-91	70	1165	131	243	.539	104	116	.897	155	186	341	45	147-0	61	43	366	5.2
91-92	81	1917	203	378	.537	207	255	.812	252	312	564	62	158-1	70	56	613	7.6
92-93	7	151	10	24	.417	12	13	.923	14	29	43	1	13-0	4	7	32	4.6
93-94	76	1524	151	289	.522	92	125	.736	160	318	478	62	131-0	58	44	394	5.2
TOTALS	340	6517	725	1359	.533	610	757	.806	734	1065	1799	282	652-3	256	215	2060	6.1
Three-Point Field Goals: 1989-90, 0-for-1 (.000); 1990-91, 0-for-1 (.000); 1991-92, 0-for-1 (.000). Totals: 0-for-3 (.000).																	

YEAR	G	MIN	FGM	FGA	PCT	FTM	FTA	PCT	OFF	DEF	TOT	AST	PF-DQ	ST	BL	PTS	AVG
------	---	-----	-----	-----	-----	-----	-----	-----	-----	-----	-----	-----	-------	----	----	-----	-----

**ED PINCKNEY PLAYOFF RECORD**

88-89	3	45	3	12	.250	2	2	1.000	2	3	5	1	7-0	1	1	8	2.7
89-90	4	25	6	7	.857	7	9	.778	2	4	6	0	3-0	0	0	19	4.8
90-91	11	170	16	21	.762	17	21	.810	23	17	40	2	17-0	6	2	49	4.5
91-92	10	314	35	58	.603	26	31	.839	36	48	84	7	30-0	12	9	96	9.6

92-93

INJURED

<b>TOTALS</b>	<b>28</b>	<b>554</b>	<b>60</b>	<b>98</b>	<b>.612</b>	<b>52</b>	<b>63</b>	<b>.825</b>	<b>63</b>	<b>72</b>	<b>135</b>	<b>10</b>	<b>57-0</b>	<b>19</b>	<b>12</b>	<b>172</b>	<b>6.1</b>
---------------	-----------	------------	-----------	-----------	-------------	-----------	-----------	-------------	-----------	-----------	------------	-----------	-------------	-----------	-----------	------------	------------

Three-Point Field Goals: 1991-92, 0-for-1 (.000).

**KEVINN PINKNEY [#51]****6'10"****245 LBS****10/23/83****NEVADA '05**

&gt;&gt; Transactions: Signed to a 10-day contract on April 4, 2007...Contract was not renewed after 10 days.

06-07	6	100	12	27	.444	6	9	.667	7	8	15	5	12-0	3	3	31	5.2
-------	---	-----	----	----	------	---	---	------	---	---	----	---	------	---	---	----	-----

Three-Point Field Goals: 2006-07, 1-for-2 (.500).

**SCOT POLLARD [#66]****6'11"****278 LBS****02/12/75****KANSAS '97**

&gt;&gt; Transactions: Signed as a free agent on August 8, 2007.

07-08	22	173	12	23	.522	15	22	.682	14	23	37	3	43-1	3	6	39	1.8
-------	----	-----	----	----	------	----	----	------	----	----	----	---	------	---	---	----	-----

Three-Point Field Goals: None Attempted.

**PLAYOFF RECORD**

07-08

INJURED

**DAVE POPSON [#42]****6'10"****230 LBS****05/17/64****NORTH CAROLINA '87**

&gt;&gt; Transactions: Signed as a free agent on August 17, 1990...Waived on December 24, 1990...Re-signed as a free agent on December 27, 1990...Contract was not renewed.

90-91	19	64	13	32	.406	9	10	.900	7	7	14	2	12-0	1	2	35	1.8
-------	----	----	----	----	------	---	----	------	---	---	----	---	------	---	---	----	-----

Three-Point Field Goals: None Attempted.

**PLAYOFF RECORD**

90-91

INJURED

**JAMES POSEY [#41]****6'8"****217 LBS****01/13/77****XAVIER (OH) '00**

&gt;&gt; Transactions: Signed as a free agent on August 28, 2007.

07-08	74	1821	173	414	.418	93	115	.809	30	242	322	114	181-1	72	20	545	7.4
-------	----	------	-----	-----	------	----	-----	------	----	-----	-----	-----	-------	----	----	-----	-----

Three-Point Field Goals: 2007-08, 106-for-274 (.380).

**PLAYOFF RECORD**

07-08	26	573	52	119	.437	35	40	.875	12	81	93	28	61-0	26	8	174	6.7
-------	----	-----	----	-----	------	----	----	------	----	----	----	----	------	----	---	-----	-----

Three-Point Field Goals: 2007-08, 35-for-88 (.398).

**VITALY POTAPENKO [#52]****6'10"****285 LBS****03/21/75****WRIGHT STATE '97**

&gt;&gt; Transactions: Acquired from the Cleveland Cavaliers for Andrew Delecq and a 1999 first-round draft choice on March 11, 1999...Traded to the Seattle SuperSonics with Kenny Anderson and Joseph Forte for Vin Baker and Shammond Williams on July 22, 2002.

98-99	33	927	149	286	.521	58	106	.547	91	147	238	59	116-2	24	20	356	10.8
99-00	79	1797	307	615	.499	109	160	.681	182	317	499	77	239-4	41	29	723	9.2
00-01	82	1901	248	521	.476	115	158	.728	206	289	495	64	228-2	52	23	611	7.5
01-02	79	1343	137	301	.455	89	120	.742	167	180	347	30	174-0	37	18	363	4.6

<b>TOTALS</b>	<b>273</b>	<b>5968</b>	<b>841</b>	<b>1723</b>	<b>.488</b>	<b>371</b>	<b>544</b>	<b>.682</b>	<b>646</b>	<b>933</b>	<b>1579</b>	<b>230</b>	<b>757-8</b>	<b>154</b>	<b>90</b>	<b>2053</b>	<b>7.5</b>
---------------	------------	-------------	------------	-------------	-------------	------------	------------	-------------	------------	------------	-------------	------------	--------------	------------	-----------	-------------	------------

Three-Point Field Goals: 1998-99, None Attempted; 1999-00, 0-for-1 (.000); 2000-01, None Attempted; 2001-02, None Attempted. Totals: 0-for-1 (.000).

**PLAYOFF RECORD**

01-02

INJURED

**LEON POWE [#0]****6'8"****240 LBS****01/22/84****CALIFORNIA '06**

&gt;&gt; Transactions: Draft rights acquired from the Denver Nuggets in exchange for a future second round draft pick on June 28, 2006.

06-07	63	720	79	177	.446	106	144	.736	97	118	215	10	104-2	14	22	264	4.2
07-08	56	809	154	269	.572	137	193	.710	95	132	227	15	127-1	15	16	445	7.9
08-09	70	1227	177	338	.524	184	267	.689	145	200	345	46	192-3	24	38	538	7.7

<b>TOTALS</b>	<b>189</b>	<b>2756</b>	<b>410</b>	<b>784</b>	<b>.523</b>	<b>427</b>	<b>604</b>	<b>.707</b>	<b>337</b>	<b>450</b>	<b>787</b>	<b>71</b>	<b>423-6</b>	<b>53</b>	<b>76</b>	<b>1247</b>	<b>6.6</b>
---------------	------------	-------------	------------	------------	-------------	------------	------------	-------------	------------	------------	------------	-----------	--------------	-----------	-----------	-------------	------------

Three-Point Field Goals: 2006-07, 0-for-2 (.000); 2007-08, 0-for-1 (.000); 2008-09, None Attempted. Totals: 0-for-3 (.000).

**PLAYOFF RECORD**

07-08	23	270	36	73	.493	44	66	.667	32	30	62	4	45-0	0	3	116	5.0
08-09	2	24	3	7	.429	4	6	.667	1	8	9	0	3-0	0	0	10	5.0

<b>TOTALS</b>	<b>25</b>	<b>296</b>	<b>39</b>	<b>80</b>	<b>.488</b>	<b>48</b>	<b>72</b>	<b>.667</b>	<b>33</b>	<b>38</b>	<b>71</b>	<b>4</b>	<b>48-0</b>	<b>0</b>	<b>3</b>	<b>126</b>	<b>5.0</b>
---------------	-----------	------------	-----------	-----------	-------------	-----------	-----------	-------------	-----------	-----------	-----------	----------	-------------	----------	----------	------------	------------

Three-Point Field Goals: 2007-08, None Attempted; 2008-09, None Attempted.

YEAR	G	MIN	FGM	FGA	PCT	FTM	FTA	PCT	OFF	DEF	TOT	AST	PF-DQ	ST	BL	PTS	AVG
------	---	-----	-----	-----	-----	-----	-----	-----	-----	-----	-----	-----	-------	----	----	-----	-----

<b>DWIGHT POWELL [#12]</b>																		<b>6'11"</b>		<b>240 LBS</b>		<b>07/20/91</b>		<b>STANFORD '14</b>									
>> Transactions: Acquired from Cleveland along with John Lucas III, Erik Murphy, Malcolm Thomas, a future first round draft pick and a future second round draft pick in exchange for Keith Bogans and two future second round draft picks on September 25, 2014...Assigned to Maine Red Claws of NBA Development League on November 9, 2014...Recalled from Maine Red Claws on November 11, 2014...Assigned to Maine Red Claws on November 14, 2014...Recalled from Maine Red Claws on November 17, 2014...Assigned to Maine Red Claws on December 4, 2014...Recalled from Maine Red Claws on December 5, 2014...Assigned to Maine Red Claws on December 6, 2014...Recalled from Maine Red Claws on December 7, 2014...Assigned to Maine Red Claws on December 9, 2014...Recalled from Maine Red Claws on December 11, 2014...Traded to the Dallas Mavericks along with Rajon Rondo in exchange for Jae Crowder, Jameer Nelson, Brandon Wright, a future first round draft pick, a future second round draft pick and a trade exception on December 18, 2014..																																	
14-15	5	9	4	5	.800	1	2	.500	0	1	1	0	1-0	2	0	9	1.8																
Three-Point Field Goals: 2014-15, None Attempted.																																	

PHIL PRESSEY [#26]			5'11"			175 LBS			02/17/91			MISSOURI '13					
>> Transactions: Signed as a free agent on July 22, 2013...Waived on July 15, 2015.																	
13-14	75	1132	78	253	.308	29	45	.644	20	85	105	241	97-1	68	5	213	2.8
14-15	50	600	64	174	.368	33	49	.673	13	67	80	117	54-0	30	6	177	3.5
TOTALS	125	1732	142	427	.333	62	94	.660	33	152	185	358	151-1	98	11	390	3.1
Three-Point Field Goals: 2013-14, 28-for-106 (.264); 2014-15, 16-for-65 (.246). Totals: 44-for-171 (.257)																	

<b>PLAYOFF RECORD</b>																	
14-15	2	5	0	3	.000	0	0	---	1	0	1	0	1-0	0	1	0	0.0
Three-Point Field Goals: 2014-15, 0-for-1 (.000).																	

<b>TAYSHAUN PRINCE [#12]</b>						<b>6'9"</b>		<b>215 LBS</b>		<b>02/28/80</b>		<b>KENTUCKY '02</b>					
>> Transactions: Acquired from Memphis as part of a three team trade that saw the Celtics also acquire a future first round draft pick from Memphis and Austin Rivers from the New Orleans Hornets in exchange for Jeff Green going to Memphis from Boston on January 12, 2015...Traded to the Detroit Pistons in exchange for Jonas Jerebko and Gigi Datome on February 19, 2015.																	
14-15	9	198	33	59	.559	5	6	.833	6	24	30	18	7-0	5	2	76	8.4
Three-Point Field Goals: 2014-15, 5-for-8 (.625).																	

<b>KEVIN PRITCHARD</b> [#12]										<b>6'3"</b>		<b>180 LBS</b>		<b>07/17/67</b>		<b>KANSAS '90</b>									
>> Transactions: Signed as a free agent on October 30, 1991...Waived on November 25, 1991...Signed as a free agent on November 27, 1991...Waived on January 7, 1992.																									
91-92	11	136	16	34	.471	14	18	.778	1	10	11	30	17-0	3	4	46	4.2								
Three-Point Field Goals: 1991-92, 0-for-3 (.000).																									

GABE PRUITT [#13]					6'4"		170 LBS		04/19/86		SOUTHERN CALIFORNIA '07						
>> Transactions: Second round draft choice (32 <sup>nd</sup> pick overall) in 2007 NBA Draft...Waived July 31, 2009.																	
07-08	15	95	14	39	.359	1	2	.500	1	7	8	13	10-0	5	0	32	2.1
08-09	47	766	31	101	.307	17	21	.810	9	34	43	39	34-0	15	3	93	2.0
TOTALS	62	461	45	140	.321	18	23	.783	10	41	51	52	44-0	20	3	125	2.0
Three-Point Field Goals: 2007-08, 3-for-12 (.250); 2008-09, 14-for-48 (.292). Totals: 17-for-60 (.283).																	

<b>PLAYOFF RECORD</b>																	
08-09	4	11	0	3	.000	0	0	---	0	0	0	2	0-0	0	1	0	0.0
Three-Point Field Goals: 2008-09, 0-for-1 (.000).																	

DINO RADJA [#40]		6'11"		255 LBS		04/24/67		CROATIA									
>> Transactions: Second round draft choice (40 <sup>th</sup> pick overall) in 1989 NBA Draft (played in Italy from 1990-1993)...Signed on July 9, 1993...Traded to the Philadelphia 76ers for Michael Cage and Clarence Weatherspoon on June 20, 1997; trade voided because Radja failed the physical on June 24, 1997...Waived on July 16, 1997.																	
93-94	80	2303	491	942	.521	226	301	.751	191	386	577	114	276-2	70	67	1208	15.1
94-95	66	2147	450	919	.490	233	307	.759	149	424	573	111	232-5	60	86	1133	17.2
95-96	53	1984	426	852	.500	191	275	.695	113	409	522	83	161-2	48	81	1043	19.7
96-97	25	874	149	339	.440	51	71	.718	44	167	211	48	76-2	23	48	349	14.0
TOTALS	224	7308	1516	3052	.497	701	954	.735	497	1386	1883	356	745-11	201	282	3733	16.7
Three-Point Field Goals: 1993-94, 0-for-1 (.000); 1994-95, 0-for-1 (.000); 1995-96, None Attempted; 1996-97, 0-for-1 (.000). Totals: 0-for-3 (.000).																	

<b>PLAYOFF RECORD</b>																	
94-95	4	153	20	50	.400	20	28	.714	4	24	28	9	19-0	4	5	60	15.0
Three-Point Field Goals: 1994-95, None Attempted.																	



YEAR	G	MIN	FGM	FGA	PCT	FTM	FTA	PCT	OFF	DEF	TOT	AST	PF-DQ	ST	BL	PTS	AVG
------	---	-----	-----	-----	-----	-----	-----	-----	-----	-----	-----	-----	-------	----	----	-----	-----

## FRANK RAMSEY [#23] 6'3" 190 LBS 07/13/31 KENTUCKY '53

>> Transactions: First round draft choice in 1953 NBA Draft...Retired in 1964.

54-55	64	1754	236	592	.399	243	322	.755			402	185	250-11			715	11.2
56-57	35	807	137	349	.393	144	182	.791			178	67	113-3			418	11.9
57-58	69	2047	377	900	.419	383	472	.811			504	167	245-8			1137	16.5
58-59	72	2013	383	1013	.378	341	436	.782			491	147	266-11			1107	15.5
59-60	73	2009	422	1062	.397	273	347	.787			506	137	251-10			1117	15.3
60-61	79	2019	448	1100	.407	295	354	.833			431	146	284-14			1191	15.1
61-62	79	1913	436	1019	.428	334	405	.825			387	109	245-10			1206	15.3
62-63	77	1541	284	743	.382	271	332	.816			288	95	259-13			839	10.9
63-64	75	1227	226	604	.374	196	233	.841			233	81	245-7			648	8.6
<b>TOTALS</b>	<b>623</b>	<b>15330</b>	<b>2949</b>	<b>7382</b>	<b>.399</b>	<b>2480</b>	<b>3083</b>	<b>.804</b>			<b>3410</b>	<b>1134</b>	<b>2158-87</b>			<b>8378</b>	<b>13.4</b>

### PLAYOFF RECORD

54-55	7	154	28	54	.519	19	26	.731			35	16	27-0			75	10.7
56-57	10	229	38	82	.463	46	59	.780			43	17	36-1			122	12.2
57-58	11	352	74	174	.425	54	59	.915			90	16	50-3			202	18.4
58-59	11	303	95	192	.495	65	81	.802			68	20	52-4			255	23.2
59-60	13	459	81	196	.413	55	63	.873			100	27	51-2			217	16.7
60-61	10	300	55	136	.404	61	75	.813			64	23	40-0			171	17.1
61-62	13	210	39	104	.375	41	45	.911			38	10	38-3			110	9.1
62-63	13	251	37	104	.356	34	47	.723			35	12	43-1			108	8.3
63-64	10	138	22	63	.349	18	21	.857			21	10	25-0			62	6.2
<b>TOTALS</b>	<b>98</b>	<b>2396</b>	<b>469</b>	<b>1105</b>	<b>.424</b>	<b>393</b>	<b>476</b>	<b>.826</b>			<b>494</b>	<b>151</b>	<b>362-14</b>			<b>1331</b>	<b>13.6</b>

## SHAYLIK RANDOLPH [#42] 6'10" 235 LBS 11/24/83 DUKE '05

>> Transactions: Signed to a 10-day contract on March 1, 2015...Signed a second-10 day contract on March 11, 2015...Signed to a multi-year contract on March 21, 2015...Waived on August 1, 2015...Acquired from Phoenix as part of a three-team trade that also saw the Celtics acquire a 2017 second round draft pick from the LA Clippers and Chris Douglas-Roberts in exchange for Austin Rivers on January 15, 2015...Waived on April 6, 2015.

12-13	16	198	28	48	.583	11	27	.407	28	42	70	4	38-1	8	7	67	4.2
14-15	5	25	3	10	.300	1	2	.500	4	8	12	1	3-0	1	1	7	1.4
<b>TOTALS</b>	<b>21</b>	<b>223</b>	<b>31</b>	<b>58</b>	<b>.534</b>	<b>12</b>	<b>29</b>	<b>.414</b>	<b>32</b>	<b>50</b>	<b>82</b>	<b>5</b>	<b>41-1</b>	<b>9</b>	<b>8</b>	<b>74</b>	<b>3.5</b>

Three-Point Field Goals: 2012-13, None Attempted; 2014-15, 0-for-1 (.000). Totals: 0-for-1 (.000).

### PLAYOFF RECORD

12-13	1	3	0	0	---	0	0	---	0	3	3	0	1-0	0	0	0	0.0
-------	---	---	---	---	-----	---	---	-----	---	---	---	---	-----	---	---	---	-----

Three-Point Field Goals: 2012-13, None Attempted.

## THEO RATLIFF [#50] 6'10" 235 LBS 04/17/73 WYOMING '95

>> Transactions: Acquired from the Portland Trail Blazers along with Sebastian Telfair and a 2008 second round draft choice in exchange for Raef LaFrentz, Dan Dickau and the draft rights to Randy Foye on June 28, 2006...Traded to Minnesota along with Ryan Gomes, Gerald Green, Al Jefferson, Sebastian Telfair and two future draft choices in exchange for Kevin Garnett on July 31, 2007.

06-07	2	44	1	3	.333	3	4	.750	2	5	7	0	6-0	1	3	5	2.5
-------	---	----	---	---	------	---	---	------	---	---	---	---	-----	---	---	---	-----

Three-Point Field Goals: None Attempted.

## ALLAN RAY [#12] 6'2" 190 LBS 06/17/84 VILLANOVA '06

>> Transactions: Signed as a free agent on July 6, 2006...Contract expired on August 1, 2007.

06-07	25	266	41	112	.366	23	34	.676	6	22	28	12	32-1	8	0	123	4.9
-------	----	-----	----	-----	------	----	----	------	---	----	----	----	------	---	---	-----	-----

Three-Point Field Goals: 2006-07, 18-for-46 (.391).

## JUSTIN REED [#9] 6'8" 240 LBS 01/16/82 MISSISSIPPI '04

>> Transactions: Second round draft choice (40<sup>th</sup> pick overall) in the 2004 NBA Draft...Traded to the Minnesota Timberwolves along with Marcus Banks, Mark Blount, Ricky Davis and two conditional second draft choices for Wally Szczerbiak, Michael Olowokandi, Dwayne Jones and a future first round draft choice on January 26, 2006.

04-05	23	121	15	29	.517	11	15	.733	8	8	16	10	12-0	3	1	41	1.8
05-06	32	291	25	74	.338	25	40	.625	13	16	29	7	45-0	5	4	75	2.3
<b>TOTALS</b>	<b>55</b>	<b>412</b>	<b>40</b>	<b>103</b>	<b>.388</b>	<b>36</b>	<b>55</b>	<b>.655</b>	<b>21</b>	<b>24</b>	<b>45</b>	<b>17</b>	<b>57-0</b>	<b>8</b>	<b>5</b>	<b>116</b>	<b>2.1</b>

Three-Point Field Goals: 2004-05, 0-for-3 (.000); 2005-06, None Attempted. Totals: 0-for-3 (.000).

### PLAYOFF RECORD

04-05	6	22	2	6	.333	3	4	.750	0	1	1	0	2-0	0	0	7	1.2
<b>TOTALS</b>	<b>6</b>	<b>22</b>	<b>2</b>	<b>6</b>	<b>.333</b>	<b>3</b>	<b>4</b>	<b>.750</b>	<b>0</b>	<b>1</b>	<b>1</b>	<b>0</b>	<b>2-0</b>	<b>0</b>	<b>0</b>	<b>7</b>	<b>1.2</b>

Three-Point Field Goals: 2004-05, 0-for-2 (.000).

YEAR	G	MIN	FGM	FGA	PCT	FTM	FTA	PCT	OFF	DEF	TOT	AST	PF-DQ	ST	BL	PTS	AVG
JOHN RICHTER [#16]					6'9"		225 LBS		03/12/37					NORTH CAROLINA STATE '59			
>> Transactions: First round draft choice in 1959 NBA Draft.																	
59-60	66	808	113	332	.340	59	117	.504			312	27	158-1			285	4.3
PLAYOFF RECORD																	
59-60	8	95	15	38	.395	5	14	.357			29	2	17-1			35	4.4
MEL RIEBE [#7, #9]			5'11"		180 LBS		07/12/16 D: 07/25/77					WOOSTER					
47-48	48		202	653	.309	85	137	.620				41	137			489	10.2
48-49	33		146	501	.291	70	116	.603				95	97			362	11.0
TOTALS	81		348	1154	.302	155	253	.613				136	234			851	10.6
PLAYOFF RECORD																	
47-48	3		14	43	.326	14	20	.700				3	10			42	14.0
Also played 10 games for Providence in 1948-49.																	
ERIC RILEY [#44]					7'0"		245 LBS		06/02/70					MICHIGAN '93			
>> Transactions: Signed as a free agent on January 27, 1999...Contract was not renewed after the 1998-99 season.																	
98-99	35	337	28	54	.519	22	31	.710	36	63	99	12	73-2	9	26	78	2.2
Three-Point Field Goals: None Attempted.																	
ARNIE RISEN [#19]					6'9"		200 LBS		10/09/24					OHIO STATE			
55-56	68	1597	189	493	.383	170	240	.708			553	88	300-17			548	8.1
56-57	43	935	119	307	.388	106	156	.679			286	53	163-4			344	8.0
57-58	63	1119	134	397	.338	114	167	.683			360	50	195-5			382	6.1
TOTALS	174	3651	442	1197	.369	390	563	.693			1199	191	658-26			1274	7.3
PLAYOFF RECORD																	
55-56	3	88	12	34	.353	13	18	.722			44	2	15-0			37	12.3
56-57	10	152	28	63	.444	19	29	.655			58	8	48-5			75	7.5
57-58	10	168	12	52	.231	22	33	.667			62	9	32-1			46	4.6
TOTALS	33	408	52	149	.349	54	80	.675			164	19	95-6			158	6.9
RAMON RIVAS [#45]					6'10"		260 LBS		06/03/66					TEMPLE '88			
>> Transactions: Signed as a free agent on August 28, 1988...Contract not renewed after the 1988-89 season.																	
88-89	28	91	12	31	.387	16	25	.640	9	15	24	3	21-0	4	1	40	1.4
Three-Point Field Goals: 0-for-1 (.000).																	
AUSTIN RIVERS					6'4"		200 LBS		08/01/92					DUKE '12			
>> Transactions: Acquired from the New Orleans Pelicans as part of a three team trade that also saw the Celtics acquire a future first round draft pick and Tayshaun Prince from the Memphis Grizzlies in exchange for Jeff Green on January 12, 2015...Traded to the LA Clippers as part of a three team trade that saw the Celtics acquire Chris Douglas-Roberts and a future second round draft pick from the Clippers and Shavlik Randolph from the Phoenix Suns on January 15, 2015.																	
14-15	Did Not Appear in Any Games for Celtics																
BILL ROBERTS [#5]					6'9"		210 LBS		1925					WYOMING			
48-49	26		36	109	.330	9	19	.474				13	34			81	3.1
Also played 2 games for Chicago and 22 games for St. Louis in 1948-49.																	
FRED ROBERTS [#31]					6'10"		220 LBS		08/14/60					BRIGHAM YOUNG '82			
>> Transactions: Acquired from the Utah Jazz for a 1987 third round draft choice on September 25, 1986...Selected by the Miami Heat in the NBA expansion draft on June 23, 1988.																	
86-87	73	1079	139	270	.515	124	153	.810	54	136	190	62	129-1	22	20	402	5.5
87-88	74	1032	161	330	.488	128	165	.776	60	102	162	81	118-0	16	15	450	6.1
TOTALS	147	2111	300	600	.500	252	318	.792	114	238	352	143	247-1	38	35	852	5.8
Three-Point Field Goals: 1986-87, 0-for-3 (.000); 1987-88, 0-for-6 (.000). Totals: 0-for-9 (.000).																	
PLAYOFF RECORD																	
86-87	20	265	30	59	.508	31	44	.705	15	18	33	12	47-0	6	3	91	4.6
87-88	15	100	11	21	.524	7	11	.636	8	8	16	3	20-1	3	0	29	1.9
TOTALS	35	365	41	80	.513	38	55	.691	23	26	49	15	67-1	9	3	120	3.4
Three-Point Field Goals: None Attempted.																	

YEAR	G	MIN	FGM	FGA	PCT	FTM	FTA	PCT	OFF	DEF	TOT	AST	PF-DQ	ST	BL	PTS	AVG
------	---	-----	-----	-----	-----	-----	-----	-----	-----	-----	-----	-----	-------	----	----	-----	-----

### RICK ROBEY [#53] 6'10" 235 LBS 01/30/56 KENTUCKY '78

>> Transactions: Acquired from the Indiana Pacers for Billy Knight on January 16, 1979 (also played 43 games for Indiana in 1978-79)...Traded with two 1983 second-round draft choices to the Phoenix Suns for Dennis Johnson and 1981 first and third-round draft choices on June 27, 1983.

78-79	36	914	182	378	.481	84	103	.816	88	171	259	79	121-3	23	3	448	12.4
79-80	82	1918	379	727	.521	184	269	.684	209	321	530	92	244-2	53	15	942	11.5
80-81	82	1569	298	547	.545	144	251	.574	132	258	390	126	204-0	38	19	740	9.0
81-82	80	1186	185	375	.493	84	157	.535	114	181	295	68	183-2	27	14	454	5.7
82-83	59	855	100	214	.467	45	78	.577	79	140	219	65	131-1	13	8	245	4.2
<b>TOTALS</b>	<b>339</b>	<b>6442</b>	<b>1144</b>	<b>2241</b>	<b>.510</b>	<b>541</b>	<b>858</b>	<b>.631</b>	<b>622</b>	<b>1071</b>	<b>1693</b>	<b>433</b>	<b>883-8</b>	<b>154</b>	<b>59</b>	<b>2829</b>	<b>8.3</b>

Three-Point Field Goals: 1979-80, 0-for-1 (.000); 1980-81, 0-for-1 (.000); 1981-82, 0-for-2 (.000). Totals: 0-for-4 (.000).

#### PLAYOFF RECORD

79-80	9	151	24	53	.453	7	14	.500	13	19	32	10	27-0	7	3	55	6.1
80-81	17	265	35	81	.432	16	35	.457	19	41	60	12	44-0	2	5	86	5.1
81-82	12	122	21	40	.525	13	17	.765	13	16	29	4	27-0	2	2	55	4.6
82-83	5	29	0	4	.000	2	4	.500	3	5	8	1	4-0	0	0	2	0.4
<b>TOTALS</b>	<b>43</b>	<b>567</b>	<b>80</b>	<b>178</b>	<b>.449</b>	<b>38</b>	<b>70</b>	<b>.543</b>	<b>48</b>	<b>81</b>	<b>129</b>	<b>27</b>	<b>102-0</b>	<b>11</b>	<b>10</b>	<b>198</b>	<b>4.6</b>

Three-Point Field Goals: 1979-80, 0-for-1 (.000); 1982-83, 0-for-1 (.000). Totals: 0-for-2 (.000).

### LARRY ROBINSON [#4] 6'5" 180 LBS 01/11/68 CENTENARY '90

>> Transactions: Signed as a free agent on October 29, 1991...Waived on November 11, 1991.

91-92	1	6	1	5	.200	0	0	.000	2	0	2	1	3-0	0	0	2	2.0
-------	---	---	---	---	------	---	---	------	---	---	---	---	-----	---	---	---	-----

Three-Point Field Goals: 1991-92, None Attempted.

### NATE ROBINSON [#4] 5'9" 180 LBS 05/31/84 WASHINGTON '05

>> Transactions: Acquired from the New York Knicks along with Marcus Landry in exchange for Eddie House, J.R. Giddens and Bill Walker on February 18, 2010...Traded along with Kendrick Perkins to the Oklahoma City Thunder in exchange for Jeff Green, Nenad Krstic and a future first round draft pick (from the LA Clippers) on February 24, 2011...Acquired from the Denver Nuggets in exchange for Jameer Nelson on January 13, 2015...Waived on January 15, 2015.

09-10	26	382	63	157	.401	8	13	.615	5	33	38	51	50-0	22	0	170	6.5
10-11	55	983	146	361	.404	33	40	.825	15	74	89	105	107-1	29	4	388	7.1
<b>TOTALS</b>	<b>81</b>	<b>1365</b>	<b>209</b>	<b>518</b>	<b>.404</b>	<b>41</b>	<b>53</b>	<b>.774</b>	<b>20</b>	<b>107</b>	<b>127</b>	<b>156</b>	<b>157-1</b>	<b>51</b>	<b>4</b>	<b>558</b>	<b>6.9</b>

Three-Point Field Goals: 2009-10, 36-for-87 (.414); 2010-11, 63-for-192 (.328). Totals: 99-for-279 (.355).

#### PLAYOFF RECORD

09-10	17	128	24	64	.375	12	15	.800	4	10	14	18	16-0	6	1	71	4.2
-------	----	-----	----	----	------	----	----	------	---	----	----	----	------	---	---	----	-----

Three-Point Field Goals: 2009-10, 11-for-33 (.333)

### RODNEY ROGERS [#54] 6'7" 255 LBS 06/20/71 WAKE FOREST '94

>> Transactions: Acquired from the Phoenix Suns with Tony Delk for Joe Johnson, Milt Palacio, Randy Brown and a 2002 first-round draft choice on February 20, 2002...Contract expired and was not renewed and became a free agent on July 1, 2002.

01-02	27	626	107	222	.482	35	50	.700	34	73	107	40	78-1	16	12	288	10.7
-------	----	-----	-----	-----	------	----	----	------	----	----	-----	----	------	----	----	-----	------

Three-Point Field Goals: 2001-02, 39-for-95 (.411).

#### PLAYOFF RECORD

01-02	16	394	46	108	.426	31	35	.886	28	60	88	34	42-1	16	7	142	8.9
-------	----	-----	----	-----	------	----	----	------	----	----	----	----	------	----	---	-----	-----

Three-Point Field Goals: 2001-02, 19-for-52 (.365).

### ROY ROGERS, JR. [#99] 6'10" 235 LBS 08/19/73 ALABAMA '96

>> Transactions: Acquired from the Vancouver Grizzlies for Tony Massenburg and a future second-round draft choice on October 28, 1997...Traded to the Toronto Raptors with Chauncey Billups, Dee Brown and John Thomas for Kenny Anderson, Zan Tabak and Popeye Jones on February 18, 1998.

97-98	9	37	3	8	.375	1	2	.500	0	5	5	1	6-0	2	4	7	0.8
-------	---	----	---	---	------	---	---	------	---	---	---	---	-----	---	---	---	-----

Three-Point Field Goals: 1997-98, None Attempted.

### RAJON RONDO [#9] 6'1" 186 LBS 02/22/86 KENTUCKY '06

>> Transactions: Draft rights acquired from the Phoenix Suns along with Brian Grant and cash considerations in exchange for a future first round draft pick on June 28, 2006...Traded to the Dallas Mavericks along with Dwight Powell in exchange for Jay Crowder, Jameer Nelson, Brandon Wright, a future second round draft pick, a future second round draft pick and a trade exception on December 18, 2014.

06-07	78	1831	188	450	.418	119	184	.647	74	218	292	297	181-1	128	8	501	6.4
07-08	77	2305	351	713	.492	107	175	.611	78	244	322	393	187-1	129	13	814	10.6
08-09	80	2642	383	759	.505	172	268	.642	100	316	416	659	193-0	149	11	953	11.9
09-10	81	2963	459	904	.508	175	282	.621	100	260	360	794	198-0	189	11	1110	13.7
10-11	68	2527	318	670	.475	75	132	.568	87	210	297	760	120-0	153	11	721	10.6
11-12	53	1957	256	572	.448	108	181	.597	62	195	257	620	99-0	95	3	630	11.9
12-13	38	1423	225	465	.484	60	93	.645	43	169	212	420	96-1	70	9	522	13.7
13-14	30	998	141	350	.403	42	67	.627	22	142	164	294	65-0	40	2	350	11.7
14-15	22	699	81	200	.405	12	36	.333	25	140	165	237	42-0	37	3	182	8.3
<b>TOTALS</b>	<b>527</b>	<b>17346</b>	<b>2402</b>	<b>5083</b>	<b>.473</b>	<b>870</b>	<b>1418</b>	<b>.614</b>	<b>591</b>	<b>1894</b>	<b>2485</b>	<b>4474</b>	<b>1181-3</b>	<b>990</b>	<b>71</b>	<b>5783</b>	<b>11.0</b>

Three-Point Field Goals: 2006-07, 6-for-29 (.207); 2007-08, 5-for-19 (.263); 2008-09, 15-for-48 (.313); 2009-10, 17-for-80 (.213); 2010-11, 10-for-43 (.233); 2011-12, 10-for-42 (.238); 2012-13, 12-for-50 (.240); 2013-14, 26-for-90 (.289); 2014-15, 8-for-32 (.250). Totals: 109-for-433 (.252).

YEAR	G	MIN	FGM	FGA	PCT	FTM	FTA	PCT	OFF	DEF	TOT	AST	PF-DQ	ST	BL	PTS	AVG
RAJON RONDO PLAYOFF RECORD																	
07-08	26	831	107	263	.407	47	68	.691	39	68	107	172	74-0	45	8	266	10.2
08-09	14	577	93	223	.417	44	67	.657	32	104	136	137	47-0	35	3	236	16.9
09-10	24	975	151	326	.463	68	114	.596	38	96	134	223	57-0	46	3	379	15.8
10-11	9	345	51	107	.477	24	38	.632	11	38	49	86	16-0	10	0	126	14.0
11-12	20	810	141	301	.468	39	56	.696	35	93	128	227	40-0	45	2	329	17.3
12-13	DNP - Injured																
TOTALS	93	3537	543	1220	.445	222	343	.647	155	399	554	845	234-0	181	16	1336	14.4
Three-Point Field Goals: 2007-08, 5-for-20 (.250); 2008-09, 6-for-24 (.250); 2009-10, 9-for-24 (.375); 2010-11, 0-for-3 (.000); 2011-12, 8-for-30 (.267). Totals: 28-for-101 (.277).																	

KEN ROLLINS [#4]																	
			6'0"			168 LBS			09/14/23			KENTUCKY '48					
52-53	43	426	38	115	.330	22	27	.815			45	46	63-1			98	2.3
PLAYOFF RECORD																	
52-53	6	65	6	15	.400	8	8	1.000			8	7	14-0			20	3.3

CURTIS ROWE [#41]																	
6'7" 225 LBS 07/02/49 UCLA '71																	
>> Transactions: Acquired from the Detroit Pistons in a three-way deal, in which Paul Silas was traded to the Denver Nuggets, and Ralph Simpson was traded by Denver to Detroit on October 20, 1976...Contract was not renewed after the 1978-79 season.																	
76-77	79	2190	315	632	.498	170	240	.708	188	375	563	107	215-3	24	47	800	10.1
77-78	51	911	123	273	.451	66	89	.742	74	129	203	45	94-1	14	8	312	6.1
78-79	53	1222	151	346	.436	52	75	.693	79	163	242	69	105-2	15	13	354	6.7
TOTALS	183	4323	589	1251	.471	288	404	.714	341	667	1308	221	414-6	53	68	1466	8.0
PLAYOFF RECORD																	
76-77	9	237	32	68	.471	22	29	.759	29	43	72	10	29-1	1	4	86	9.9

BILL RUSSELL [#6]				6'10"		220 LBS		02/12/34		SAN FRANCISCO '56					
>> Transactions: Selected by the St. Louis Hawks in the first round (2 <sup>nd</sup> pick overall) in 1956 NBA Draft...Draft rights were acquired from St. Louis for Ed Macauley and the draft rights to Cliff Hagan on April 29, 1956...Retired in 1969.															
56-57	48	1695	277	649	.427	152	309	.492		943	88	143-2		706	14.7
57-58	69	2640	456	1032	.442	230	443	.519		1564	202	181-2		1142	16.6
58-59	70	2979	456	997	.457	256	428	.598		1612	222	161-3		1168	16.7
59-60	74	3146	555	1189	.467	240	392	.612		1778	277	210-0		1350	18.2
60-61	78	3458	532	1250	.426	258	469	.550		1868	268	155-0		1322	16.9
61-62	76	3433	575	1258	.457	286	481	.594		1790	341	207-3		1436	18.9
62-63	78	3500	511	1182	.432	287	517	.555		1843	348	189-1		1309	16.8
63-64	78	3482	466	1077	.433	236	429	.550		1930	370	190-0		1168	15.0
64-65	78	3466	429	980	.438	244	426	.573		1878	410	204-1		1102	14.1
65-66	78	3386	391	943	.415	223	405	.551		1779	371	221-4		1005	12.9
66-67	81	3297	395	870	.454	285	467	.610		1700	472	258-4		1075	13.4
67-68	78	2953	365	858	.425	247	460	.537		1451	357	242-2		977	12.5
68-69	77	3291	279	645	.433	204	388	.526		1484	374	231-2		762	9.9
TOTALS	963	40726	5687	12930	.440	3148	5614	.561		21620	4100	2592-24		14522	15.1
PLAYOFF RECORD															
56-57	10	409	54	148	.365	31	61	.508		244	32	41-1		139	13.9
57-58	9	355	48	133	.361	40	66	.606		221	24	24-0		136	15.1
58-59	11	496	65	159	.409	41	67	.612		305	40	28-1		171	15.5
59-60	13	572	94	206	.456	53	75	.707		336	38	38-1		241	18.5
60-61	10	462	73	171	.427	45	86	.523		299	48	24-0		191	19.1
61-62	14	672	116	253	.458	82	113	.726		370	70	49-0		314	22.4
62-63	13	617	96	212	.453	72	109	.661		326	66	36-0		264	20.3
63-64	10	451	47	132	.356	37	67	.552		272	44	33-0		131	13.1
64-65	12	561	79	150	.527	40	76	.526		302	76	43-2		193	16.5
65-66	17	814	124	261	.475	76	123	.618		428	85	60-0		324	19.1
66-67	9	390	31	86	.360	33	52	.635		198	50	32-1		95	10.6
67-68	19	869	99	242	.409	76	130	.585		434	99	73-1		274	14.4
68-69	18	829	77	182	.423	41	81	.506		369	98	65-1		195	10.8
TOTALS	165	7497	1003	2335	.430	667	1106	.603		4104	770	546-8		2673	16.2

ED SADOWSKI [#22]																	
			6'5"			240 LBS			07/11/17 D: 09/18/90			SETON HALL '40					
47-48	47		308	953	.323	294	422	.697				74	182			910	19.4
PLAYOFF RECORD																	
47-48	3		19	55	.345	23	38	.605				6	17			61	20.3

YEAR	G	MIN	FGM	FGA	PCT	FTM	FTA	PCT	OFF	DEF	TOT	AST	PF-DQ	ST	BL	PTS	AVG
------	---	-----	-----	-----	-----	-----	-----	-----	-----	-----	-----	-----	-------	----	----	-----	-----

### KENNY SAILORS [#13] 5'10" 176 LBS 01/14/22 WYOMING '46

50-51

Also played for Baltimore in 1950-51. Games played with Boston were not recorded.

### FRANKIE SANDERS [#45] 6'6" 200 LBS 01/23/57 SOUTHERN CAL '78

&gt;&gt; Transactions: Signed as a free agent on January 19, 1979 (also played 22 games for San Antonio in 1978-79)...Completed contract and signed by the Indiana Pacers as a veteran free agent on July 11, 1979 (Celtics received a future draft choice as compensation).

78-79	24	216	55	119	.462	22	27	.815	22	29	51	17	25-0	7	3	132	5.5
-------	----	-----	----	-----	------	----	----	------	----	----	----	----	------	---	---	-----	-----

### TOM SANDERS [#16] 6'6" 210 LBS 11/08/38 NEW YORK UNIVERSITY '60

>> Transactions: First round draft choice (8<sup>th</sup> pick overall) in 1960 NBA Draft...Retired in 1973.

60-61	68	1084	148	352	.420	67	100	.670			385	44	131-1			363	5.3
61-62	80	2325	350	804	.435	197	263	.749			762	74	279-9			897	11.2
62-63	80	2148	339	744	.456	186	252	.738			576	95	262-5			864	10.8
63-64	80	2370	349	836	.417	213	280	.761			667	102	277-6			911	11.4
64-65	80	2459	374	871	.429	193	259	.745			661	92	318-15			941	11.8
65-66	72	1896	349	816	.428	211	276	.764			508	90	317-19			909	12.6
66-67	81	1926	323	755	.428	178	218	.817			439	91	304-6			824	10.2
67-68	78	1981	296	691	.428	200	255	.784			454	100	300-12			792	10.2
68-69	82	2184	364	847	.430	187	255	.733			574	110	293-3			915	11.2
69-70	57	1616	246	555	.443	161	183	.880			314	92	199-5			653	11.5
70-71	17	121	16	44	.364	7	8	.875			17	11	25-0			39	2.3
71-72	82	1631	215	524	.410	111	136	.816			353	98	257-7			541	6.6
72-73	59	423	47	149	.315	23	35	.657			88	27	82-0			117	2.0
TOTALS	916	22164	3416	7988	.428	1934	2520	.767			5798	1026	3044-94			8766	9.6

## PLAYOFF RECORD

60-61	10	216	37	75	.493	15	24	.625			84	7	42-2			89	8.9
61-62	14	439	56	130	.431	29	36	.806			115	14	65-4			141	10.1
62-63	13	387	52	119	.437	24	31	.774			96	19	61-4			128	9.8
63-64	10	292	34	94	.362	23	34	.676			71	6	45-5			91	9.1
64-65	12	365	64	152	.421	31	43	.721			102	19	58-4			159	13.3
65-66	17	500	97	201	.483	36	48	.750			110	27	70-2			230	13.5
66-67	9	144	21	61	.344	2	5	.400			43	5	31-1			44	4.9
67-68	14	289	50	99	.505	16	21	.762			63	12	53-4			116	8.3
68-69	15	197	32	73	.438	23	31	.742			48	7	40-0			87	5.8
71-72	11	186	17	53	.321	13	21	.619			26	10	36-0			47	4.3
72-73	5	24	5	9	.556	0	2	.000			5	1	7-0			10	2.0
TOTALS	130	3039	465	1066	.436	212	296	.716			763	127	508-26			1142	8.8

### WOODROW SAULDSBERRY [#18]6'7" 230 LBS 07/11/34 D: 09/07 TEXAS SOUTHERN '57

&gt;&gt; Transactions: Signed as a free agent on December 13, 1965...Completed contract after the 1965-66 season.

65-66	39	530	80	249	.321	11	22	.500			142	15	94-0			171	4.4
-------	----	-----	----	-----	------	----	----	------	--	--	-----	----	------	--	--	-----	-----

### FRED SAUNDERS [#20] 6'7" 210 LBS 06/13/51 SYRACUSE '74

&gt;&gt; Transactions: Signed as a free agent on May 27, 1976...Traded to the New Orleans Jazz for a future draft choice on February 1, 1978.

76-77	68	1051	184	395	.466	35	53	.660	73	150	223	85	191-3	26	7	403	5.9
77-78	26	243	30	91	.330	14	17	.824	11	26	37	11	34-0	7	4	74	2.8
TOTALS	94	1294	214	486	.440	49	70	.700	84	176	260	96	225-3	33	11	477	5.1

## PLAYOFF RECORD

76-77	9	66	12	33	.364	5	6	.833	1	8	9	5	21-0	1	0	29	3.2
-------	---	----	----	----	------	---	---	------	---	---	---	---	------	---	---	----	-----

### BRIAN SCALABRINE [#44] 6'9" 235 LBS 03/18/78 SOUTHERN CALIFORNIA '01

&gt;&gt; Transactions: Signed as a free agent on August 2, 2005.

05-06	71	938	74	193	.383	26	36	.722	27	87	114	51	127-0	21	19	205	2.9
06-07	54	1027	77	191	.403	18	23	.783	24	81	105	59	130-3	23	18	216	4.0
07-08	48	512	29	94	.309	15	20	.750	22	57	79	40	63-0	9	8	88	1.8
08-09	39	504	48	114	.421	16	18	.889	7	43	50	18	73-3	7	10	136	3.5
09-10	52	472	29	85	.341	4	6	.667	9	39	48	27	59-1	9	4	78	1.5
TOTALS	264	3452	257	352	.380	79	103	.767	89	308	397	195	452-7	69	59	723	2.7

Three-Point Field Goals: 2005-06, 31-for-87 (.356); 2006-07, 44-for-110 (.400); 2007-08, 15-for-46 (.326); 2008-09, 24-for-61 (.393); 2009-10, 16-for-49 (.327).

Totals: 130-for-352 (.369).

YEAR	G	MIN	FGM	FGA	PCT	FTM	FTA	PCT	OFF	DEF	TOT	AST	PF-DQ	ST	BL	PTS	AVG
BRIAN SCALABRINE PLAYOFF RECORD																	
07-08	Did not play – inactive for all games.																
08-09	12	246	22	52	.423	4	4	1.000	7	19	26	12	43-1	2	5	61	5.1
09-10	1	1	0	0	.000	0	0	.000	0	0	0	0	0	0	0	0	0.0
TOTALS	13	247	22	52	.423	4	4	1.000	7	19	26	12	43-1	2	5	61	4.7
Three-Point Field Goals: 2007-08, 0-for-0 (.000); 2008-09, 13-for-29 (.448); 2009-10, 0-for-0 (.000). Totals: 13-for-29 (.448).																	

DWAYNE SCHINTZIUS [ #55] 7'2" 285 LBS 10/14/68 D: 04/15/13 FLORIDA '90																	
>> Transactions: Signed as a free agent on January 21, 1999...Traded with Popeye Jones and Ron Mercer to the Denver Nuggets for Danny Fortson, Eric Williams, Eric Washington and a first-round draft choice on August 3, 1999.																	
98-99	16	67	4	16	.250	3	4	.750	7	12	19	8	17-0	0	3	11	0.7
Three-Point Field Goals: 1998-99, None Attempted.																	

FRED SCOLARI [ #24] 5'10" 180 LBS 03/01/22 D: 10/23/02SAN FRANCISCO '43																	
54-55	59	619	76	249	.305	39	49	.796			77	93	76-0			191	3.2
PLAYOFF RECORD																	
54-55	5	29	4	15	.267	4	5	.800			5	3	7-0			12	2.4

CHARLIE SCOTT [ #11] 6'6" 175 LBS 12/15/48 NORTH CAROLINA '70																	
>> Transactions: Seventh round draft choice (106 <sup>th</sup> pick overall) in 1970 NBA Draft...Playing rights transferred to the Phoenix Suns for future considerations on March 14, 1972...Acquired from Phoenix for Paul Westphal and future draft choices on May 23, 1975...Traded to the Los Angeles Lakers for Kermit Washington, Don Chaney and future considerations on February 27, 1977 (also played 48 games for Los Angeles in 1977-78).																	
75-76	82	2913	588	1509	.449	267	335	.797	106	252	358	341	356-17	103	24	1443	17.6
76-77	43	1581	326	734	.444	129	173	.746	52	139	191	196	155-3	60	12	781	18.2
77-78	31	1080	210	485	.433	84	118	.712	24	77	101	143	97-2	51	6	504	16.3
TOTALS	156	5574	1124	2528	.445	480	626	.767	182	468	650	680	608-22	214	42	2728	17.5

PLAYOFF RECORD																	
75-76	18	632	111	284	.391	55	72	.764	23	53	76	71	97-11	21	8	277	15.4
76-77	9	338	52	128	.406	44	52	.846	15	23	38	38	41-3	13	2	148	16.4
TOTALS	27	970	163	412	.396	99	124	.798	38	76	114	109	138-14	34	10	425	15.7

ED SEARCY [ #32] 6'6" 210 LBS 04/17/52 ST. JOHN'S '74																	
75-76	4	12	2	6	.333	2	2	1.000	0	0	0	1	4-0	0	0	6	1.5

JIM SEMINOFF [ #15] 6'2" 210 LBS 09/01/22 D: 06/12/01 SOUTHERN CALIFORNIA																	
48-49	58	153	487	.314	151	219	.689				229	195				457	7.9
49-50	65	85	283	.300	142	188	.755				249	154				312	4.8
TOTALS	123	238	770	.309	293	407	.720				478	349				769	6.3

EARL SHANNON 5'11" 170 LBS 11/23/21 D: 07/08/02 RHODE ISLAND																	
48-49	5	2	11	.182	1	4	.250				4	2				5	1.0
Also played 27 games for Providence in 1948-49.																	

HOWARD SHANNON [ #8] 6'3" 185 LBS 06/10/23 D: 1995 KANSAS STATE '48																	
49-50	67	222	646	.344	143	182	.786				174	148				587	8.8

BILL SHARMAN [ #21] 6'1" 190 LBS 05/25/26 SOUTHERN CALIFORNIA '50																	
>> Transactions: Acquired from the Fort Wayne Pistons as the player to be named later in an earlier deal that saw the Celtics trade the NBA rights to Charlie Share in exchange for Bob Harris and cash...Retired in 1961.																	
51-52	63	1389	244	628	.389	183	213	.859			221	151	181-3			671	10.7
52-53	71	2333	403	925	.436	341	401	.850			288	191	240-7			1147	16.2
53-54	72	2467	412	915	.450	331	392	.844			255	229	211-4			1155	16.0
54-55	68	2453	453	1062	.427	347	387	.897			302	280	212-2			1253	18.4
55-56	72	2698	538	1229	.438	358	413	.867			259	339	197-1			1434	19.9
56-57	67	2403	516	1241	.416	381	421	.905			286	236	188-1			1413	21.1
57-58	63	2214	550	1297	.424	302	338	.893			295	167	156-3			1402	22.3
58-59	72	2382	562	1377	.408	342	367	.932			292	179	173-1			1466	20.4
59-60	71	1916	559	1225	.456	252	291	.866			262	144	154-2			1370	19.3
60-61	61	1538	383	908	.422	210	228	.921			223	146	127-0			976	16.0
TOTALS	680	21793	4620	10807	.428	3047	3451	.883			2683	2062	1839-24			12287	18.1

PLAYOFF RECORD																	
51-52	1	27	7	12	.583	1	1	1.000			3	7	4-0			15	15.0
52-53	6	201	20	60	.333	30	32	.938			15	15	26-1			70	11.7
53-54	6	206	35	81	.432	43	50	.860			25	10	29-2			113	18.8

YEAR	G	MIN	FGM	FGA	PCT	FTM	FTA	PCT	OFF	DEF	TOT	AST	PF-DQ	ST	BL	PTS	AVG
BILL SHARMAN PLAYOFF RECORD CONTINUED																	
54-55	7	290	55	110	.500	35	38	.921			38	38	24-1			145	20.7
55-56	3	119	18	46	.391	16	17	.941			7	12	7-0			52	17.3
56-57	10	377	75	197	.381	61	64	.953			35	29	23-1			211	21.1
57-58	11	406	90	221	.407	52	56	.929			54	25	28-0			232	21.1
58-59	11	322	82	193	.425	57	59	.966			36	28	35-0			221	20.1
59-60	13	364	88	200	.421	43	53	.811			45	20	22-1			219	16.8
60-61	10	261	68	133	.511	32	36	.889			27	17	22-0			168	16.8
TOTALS	78	2573	538	1262	.426	370	406	.911			285	201	220-6			1446	18.5

BRIAN SHAW [#20]			6'6"		190 LBS		03/22/66		CAL-SANTA BARBARA '88								
>> Transactions: First round draft choice (24 <sup>th</sup> pick overall) in 1988 NBA Draft...Traded to the Miami Heat for Sherman Douglas on January 10, 1992 (also played 46 games for Miami in 1991-92).																	
88-89	82	2301	297	686	.433	109	132	.826	119	257	376	472	211-1	78	27	703	8.6
90-91	79	2772	442	942	.469	204	249	.819	104	266	370	602	206-1	105	34	1091	13.8
91-92	17	436	70	164	.427	35	40	.875	11	58	69	89	29-0	12	10	175	10.3
TOTALS	178	5509	809	1792	.451	348	421	.827	234	581	815	1163	446-2	195	71	1969	11.1
Three-Point Field Goals: 1988-89, 0-for-13 (.000); 1990-91, 3-for-27 (.111); 1991-92, 0-for-7 (.000); Totals: 3-for-47 (.111).																	

PLAYOFF RECORD																	
88-89	3	124	22	43	.512	7	9	.778	2	15	17	19	11-0	3	0	51	17.0
90-91	11	316	47	100	.470	26	30	.867	8	30	38	51	34-0	10	1	121	11.0
TOTALS	14	440	69	143	.483	33	39	.846	10	45	55	70	45-0	13	1	172	12.3
Three-Point Field Goals: 1988-89, 0-for-1 (.000); 1990-91, 1-for-3 (.333); Totals: 1-for-4 (.250).																	

JERRY SICHTING [#12]				6'1"		180 LBS		11/29/56		PURDUE '79									
>> Transactions: Acquired from the Indiana Pacers for a 1990 second-round draft choice on October 3, 1985...Traded to the Portland Trailblazers with future considerations for Jim Paxson on February 23, 1988 (also played 28 games for Portland in 1987-88).																			
85-86	82	1596	235	412	.570	61	66	.924	27	77	104	188	118-0	50	0	537	6.5		
86-87	78	1566	202	398	.508	37	42	.881	22	69	91	187	124-0	40	1	448	5.7		
87-88	24	370	44	82	.537	8	12	.667	5	16	21	60	30-0	14	0	98	4.1		
TOTALS	184	3532	481	892	.539	106	120	.883	54	162	216	435	272-0	104	1	1083	5.9		
Three-Point Field Goals: 1985-86, 6-for-16 (.375); 1986-87, 7-for-26 (.269); 1987-88, 2-for-8 (.250); Totals: 15-for-50 (.300).																			

PLAYOFF RECORD																	
85-86	18	274	27	61	.443	3	7	.429	5	11	16	40	18-0	5	0	57	3.2
86-87	23	338	35	82	.427	8	10	.800	5	15	20	33	36-0	9	0	79	3.4
TOTALS	41	612	62	143	.434	11	17	.647	10	26	36	73	54-0	14	0	136	3.3
Three-Point Field Goals: 1985-86, 0-for-1 (.000); 1986-87, 1-for-6 (.167); Totals: 1-for-7 (.143).																	

LARRY SIEGFRIED [#20]			6'3"			192 LBS			05/22/39 D: 10/14/10			OHIO STATE '61		
>> Transactions: Signed as a free agent on October 14, 1963...Selected by the Portland Trail Blazers in the NBA expansion draft on May 11, 1970.														
63-64	31	261	35	110	.318	31	39	.795	51	40	33-0		101	3.3
64-65	72	996	173	417	.415	109	140	.779	134	119	108-1		455	6.3
65-66	71	1675	349	825	.423	274	311	.881	196	165	157-1		972	13.7
66-67	73	1891	368	833	.442	294	347	.847	228	250	207-1		1030	14.1
67-68	62	1937	261	629	.415	236	272	.868	215	289	194-2		758	12.2
68-69	79	2560	392	1031	.380	336	389	.864	282	370	222-0		1120	14.2
69-70	78	2081	382	902	.424	220	257	.856	212	299	187-2		984	12.6
TOTALS	466	11401	1960	4747	.413	1500	1755	.855	1318	1532	1108-7		5420	11.6

PLAYOFF RECORD																	
63-64	4	24	2	6	.333	3	6	.500			4	1	4-0			7	1.8
64-65	12	163	30	79	.380	24	28	.857			25	21	25-0			84	7.0
65-66	17	452	81	193	.420	62	75	.827			42	41	52-0			224	13.2
66-67	9	260	38	102	.373	35	43	.814			40	44	33-1			111	12.3
67-68	19	535	78	201	.288	77	85	.906			50	56	75-3			233	12.2
68-69	18	392	72	172	.419	55	70	.786			38	46	60-1			199	11.1
TOTALS	79	1826	301	753	.400	256	307	.834			199	209	249-5			858	10.9

PAUL SILAS [#35]				6'7"		220 LBS		07/12/43		CREIGHTON '64									
>> Transactions: Acquired from the Phoenix Suns (on September 19, 1972), to complete a deal in which Phoenix acquired the draft rights to Charlie Scott (on March 14, 1972)...Traded to the Denver Nuggets in a three-way deal in which Curtis Rowe was traded by the Detroit Pistons to Boston, and Ralph Simpson was traded by Denver to Detroit on October 20, 1976.																			
72-73	80	2618	400	851	.470	266	380	.700			1039	251	197-1			1066	13.3		
73-74	82	2599	340	772	.440	264	337	.783	334	581	915	186	246-3	63	20	944	11.5		
74-75	82	2661	312	749	.417	244	344	.709	348	677	1025	224	229-3	60	22	868	10.6		
75-76	81	2662	315	740	.426	236	333	.709	365	660	1025	203	227-3	56	33	866	10.7		
TOTALS	325	10540	1367	3112	.439	1010	1394	.725	1047	1918	4004	864	899-10	179	75	3744	11.5		

YEAR	G	MIN	FGM	FGA	PCT	FTM	FTA	PCT	OFF	DEF	TOT	AST	PF-DQ	ST	BL	PTS	AVG
PAUL SILAS PLAYOFF RECORD																	
72-73	13		512	47	120	.392	31	50	.620		196	39	39-0			125	9.6
73-74	18	574	50	126	.397	44	53	.830	53	138	191	47	51-2	13	9	144	8.0
74-75	11	405	42	92	.457	16	25	.640	46	84	130	40	45-1	12	2	100	9.1
75-76	18	741	69	154	.448	56	69	.812	78	168	246	42	67-1	24	6	194	10.8
TOTALS	60	2232	208	492	.423	147	197	.746	177	390	763	168	202-4	49	17	563	9.4

CONNIE SIMMONS [#10]				6'8"		225 LBS		03/15/25 D: 04/15/89		NO COLLEGE		
46-47	60	246	768	.320	128	189	.667		62	130	620	10.3
47-48	32	108	366	.295	52	54	.593		17	82	248	7.8
TOTALS	92	354	1134	.312	160	243	.658		79	212	868	9.4
Also played 13 games for Baltimore in 1947-48.												

JOHN SIMMONS [#6]				6'1"		184 LBS		07/07/24		NEW YORK UNIVERSITY				
46-47	60	120	429	.280	78	127	.614			29	78		318	5.3

CHARLES SMITH [#13]				6'1"		160 LBS		11/29/67		GEORGETOWN '89							
>> Transactions: Signed as a free agent on September 27, 1989...Waived on December 5, 1990...Re-signed on March 4, 1991 to the first of two consecutive ten-day contracts that expired on March 24, 1991.																	
89-90	60	519	59	133	.444	53	76	.697	14	55	69	103	75-0	35	3	171	2.9
90-91	5	30	3	7	.429	3	5	.600	0	2	2	6	7-0	1	0	9	1.8
TOTALS	65	549	62	140	.443	56	81	.691	14	57	71	109	82-0	36	3	180	2.8
Three-Point Field Goals: 1989-90, 0-for-7 (.000); 1990-91, None Attempted. Totals: 0-for-7 (.000).																	

PLAYOFF RECORD																	
89-90	3	9	1	2	.500	0	0	.000	1	0	1	3	0-0	1	0	2	0.7
Three-Point Field Goals: None Attempted.																	

DEREK SMITH [#43]					6'6"		218 LBS		11/01/61 D: 08/09/96				LOUISVILLE '82				
>> Transactions: Signed as a free agent on December 22, 1990.																	
90-91	2	16	1	4	.250	3	4	.750	0	0	0	5	3-0	1	1	5	2.5
Three-Point Field Goals: 1990-91, 0-for-1 (.000).																	

PLAYOFF RECORD																	
90-91	10	86	9	21	.429	11	14	.786	2	7	9	5	20-0	3	1	29	2.9
Three-Point Field Goals: 1990-91, 0-for-1 (.000).																	

DOUG SMITH [#34]				6'10"		220 LBS		09/17/69		MISSOURI '91							
>> Transactions: Signed as a free agent on October 4, 1995...Waived on July 30, 1996.																	
95-96	17	92	14	39	.359	5	8	.625	12	10	22	4	21-0	3	0	33	1.9
Three-Point Field Goals: 1995-96, None Attempted.																	

GARFIELD SMITH [#33]				6'9"		235 LBS		11/18/45		KENTUCKY '68							
>> Transactions: Third round draft choice (32 <sup>nd</sup> pick overall) in 1968 NBA Draft.																	
70-71	37	281	42	116	.362	22	56	.393	95	9	53-0	106	2.9				
71-72	26	134	28	66	.424	6	31	.194	37	8	22-0	62	2.4				
TOTALS	63	415	70	182	.390	28	87	.322	132	17	75-0	168	2.7				

PLAYOFF RECORD																	
71-72	4	6	1	5	.200	0	3	.000			1	0	1-0			2	0.5

MICHAEL SMITH [# 11]			6'10"			225 LBS			05/19/65			BRIGHAM YOUNG '89					
>> Transactions: First round draft choice (13 <sup>th</sup> pick overall) in 1989 NBA Draft.																	
89-90	65	620	136	286	.476	53	64	.828	40	60	100	79	51-0	9	1	327	5.0
90-91	47	389	95	200	.475	22	27	.815	21	35	56	43	27-0	6	2	218	4.6
TOTALS	112	1009	231	486	.475	75	91	.824	61	95	156	122	78-0	15	3	545	4.9
Three-Point Field Goals: 1989-90, 2-for-28 (.071); 1990-91, 6-for-24 (.250). Totals: 8-for-52 (.154).																	

PLAYOFF RECORD																	
89-90	4	16	5	8	.625	7	7	1.000	0	0	0	0	1-0	1	0	17	4.3
90-91	2	6	1	2	.500	0	0	.000	0	0	0	1	2-0	0	0	2	1.0
TOTALS	6	22	6	10	.600	7	7	1.000	0	0	0	1	3-0	1	0	19	3.2
Three-Point Field Goals: 1989-90, 0-for-2 (.000); 1990-91, 0-for-1 (.000); Totals: 0-for-3 (.000).																	



YEAR	G	MIN	FGM	FGA	PCT	FTM	FTA	PCT	OFF	DEF	TOT	AST	PF-DQ	ST	BL	PTS	AVG
<b>ART SPECTOR [#12]</b>						<b>6'4"</b>	<b>200 LBS</b>				<b>10/17/20</b>	<b>D: 06/18/87</b>				<b>VILLANOVA</b>	
46-47	55		123	460	.267	83	150	.553				46	130			329	6.0
47-48	48		67	243	.276	60	92	.652				17	106			194	4.0
48-49	59		130	434	.300	64	116	.552				77	111			324	5.5
49-50	7		2	12	.167	1	4	.250				3	4			5	0.7
<b>TOTALS</b>	<b>169</b>		<b>322</b>	<b>1149</b>	<b>.280</b>	<b>208</b>	<b>362</b>	<b>.575</b>				<b>143</b>	<b>351</b>			<b>852</b>	<b>5.0</b>

**PLAYOFF RECORD**

47-48	3		2	9	.222	2	4	.500				0	9			6	2.0
-------	---	--	---	---	------	---	---	------	--	--	--	---	---	--	--	---	-----

<b>KEVIN STACOM [#27]</b>						<b>6'4"</b>	<b>185 LBS</b>				<b>09/04/51</b>					<b>PROVIDENCE '74</b>	
>> Transactions: Second round draft choice (35 <sup>th</sup> pick overall) in 1974 NBA Draft...Waived on November 23, 1977...Re-signed on December 8, 1977...Completed contract and signed by the Indiana Pacers as a veteran free agent on July 28, 1978 (Boston received a draft choice as compensation)...Sold by Indiana to Boston on February 9, 1979 (also played 44 games for Indiana in 1978-79).																	
74-75	61	447	72	159	.453	29	33	.879	30	25	55	49	65-0	11	3	173	2.8
75-76	77	1114	170	387	.439	68	91	.747	62	99	161	128	117-0	23	5	408	5.3
76-77	79	1051	179	438	.409	46	58	.793	40	57	97	117	65-0	19	3	404	5.1
77-78	55	1006	206	484	.426	54	71	.761	26	80	106	111	60-0	28	3	466	8.5
78-79	24	260	52	133	.391	13	19	.684	10	14	24	35	18-0	15	0	117	4.9
<b>TOTALS</b>	<b>296</b>	<b>3878</b>	<b>679</b>	<b>1601</b>	<b>.424</b>	<b>210</b>	<b>272</b>	<b>.772</b>	<b>168</b>	<b>275</b>	<b>443</b>	<b>440</b>	<b>325-0</b>	<b>96</b>	<b>14</b>	<b>1568</b>	<b>5.3</b>

**PLAYOFF RECORD**

74-75	4	7	0	2	.000	0	0	.000	0	0	0	1	0-0	0	0	0	0.0
75-76	17	195	13	45	.727	8	11	.727	9	8	17	16	21-0	5	0	34	2.0
76-77	5	25	3	6	.500	1	1	1.000	0	2	2	4	3-0	0	0	7	1.4
<b>TOTALS</b>	<b>26</b>	<b>227</b>	<b>16</b>	<b>53</b>	<b>.302</b>	<b>9</b>	<b>12</b>	<b>.750</b>	<b>9</b>	<b>10</b>	<b>19</b>	<b>21</b>	<b>24-0</b>	<b>5</b>	<b>0</b>	<b>41</b>	<b>1.6</b>

<b>ED STANCZAK [#19, #21]</b>						<b>6'1"</b>	<b>185 LBS</b>				<b>08/15/21</b>	<b>D: 05/30/04</b>				<b>NO COLLEGE</b>	
50-51	17		11	48	.229	35	43	.814				34	6	6-0		57	3.4

<b>MICHAEL STEWART [#5]</b>						<b>6'10"</b>	<b>230 LBS</b>				<b>04/24/75</b>					<b>CALIFORNIA '97</b>	
>> Transactions: Acquired from the Cleveland Cavaliers with Ricky Davis, Chris Mihm and a second round draft choice for Tony Battie, Kedrick Brown and Eric Williams on December 15, 2003...Traded to the Atlanta Hawks with Tom Gugliotta, Gary Payton and first round draft choice for Antoine Walker on February 24, 2005.																	

03-04	17	71	2	5	.400	1	2	.500	3	8	11	0	13-0	1	2	5	0.3
Three-Point Field Goals: None Attempted.																	

**PLAYOFF RECORD**

03-04	1	2	0	0		0	0		0	0	0	0	2-0	0	0	0	0.0
Three-Point Field Goals: None Attempted.																	

<b>GREG STIEMSMA [#54]</b>						<b>6'11"</b>	<b>260 LBS</b>				<b>09/26/85</b>					<b>WISCONSIN '08</b>	
>> Transactions: Signed as a free agent on December 9, 2011.																	

11-12	55	766	66	121	.545	29	41	.707	48	129	177	28	144-4	37	85	161	2.9
Three-Point Field Goals: 2011-12, 0-for-0 (.000).																	

**PLAYOFF RECORD**

11-12	19	143	12	18	.667	4	6	.667	9	32	41	5	26-0	4	11	28	1.5
Three-Point Field Goals: 2011-12, 0-for-0 (.000).																	

<b>BRYANT STITH [#20]</b>						<b>6'5"</b>	<b>210 LBS</b>				<b>12/10/70</b>					<b>VIRGINIA '92</b>	
>> Transactions: Acquired from the Denver Nuggets with Chris Herren for Robert Pack and Calbert Cheaney on October 16, 2000...Completed his contract and was not re-signed, becoming a free agent on July 1, 2001.																	

00-01	78	2504	245	611	.401	175	207	.845	65	219	284	168	182-0	93	14	756	9.7
Three-Point Field Goals: 2000-01, 91-for-242 (.376).																	

<b>ERICK STRICKLAND [#20]</b>						<b>6'3"</b>	<b>218 LBS</b>				<b>11/25/73</b>					<b>NEBRASKA '96</b>	
>> Transactions: Signed as a free agent on November 1, 2001...Completed his contract and was not re-signed becoming a free agent on July 1, 2002.																	

01-02	79	1643	190	488	.389	131	155	.845	22	191	213	184	145-1	56	1	606	7.7
Three-Point Field Goals: 2001-02, 95-for-247 (.385).																	

**PLAYOFF RECORD**

01-02	12	118	11	39	.282	9	9	1.000	2	11	13	17	15-0	5	1	35	2.9
Three-Point Field Goals: 2001-02, 4-for-20 (.200).																	

YEAR	G	MIN	FGM	FGA	PCT	FTM	FTA	PCT	OFF	DEF	TOT	AST	PF-DQ	ST	BL	PTS	AVG
------	---	-----	-----	-----	-----	-----	-----	-----	-----	-----	-----	-----	-------	----	----	-----	-----

<b>DEREK STRONG [#31]</b>	<b>6'8"</b>	<b>250 LBS</b>	<b>02/09/68</b>	<b>XAVIER (OH) '90</b>
---------------------------	-------------	----------------	-----------------	------------------------

>> Transactions: Acquired from the Milwaukee Bucks with Blue Edwards for Ed Pinkney and the draft rights to Andrei Fetisov on June 29, 1994...Completed contract and was not re-signed after the 1994-95 season.  
94-95 70 1344 149 329 .453 141 172 .820 136 239 375 44 143-0 24 13 441 6.3  
Three-Point Field Goals: 1994-95, 2-for-7 (.286).

**PLAYOFF RECORD**

94-95 4 81 4 12 .333 3 6 .500 13 11 24 3 7-0 3 1 11 2.8  
Three-Point Field Goals: 1994-95, None Attempted.

<b>GENE STUMP [#13]</b>	<b>6'2"</b>	<b>185 LBS</b>	<b>11/13/23 D: 04/27/14</b>	<b>DEPAUL '47</b>
-------------------------	-------------	----------------	-----------------------------	-------------------

>> Transactions: Second round draft choice in 1947 NBA Draft.  
47-48 43 59 247 .239 24 38 .632 18 66 142 3.3  
48-49 56 193 580 .333 92 129 .713 56 102 478 8.5  
**TOTALS 99 252 827 .305 116 167 .695 74 168 620 6.3**

**PLAYOFF RECORD**

47-48 3 1 3 .333 0 0 .000 0 2 2 0.7

<b>BRUNO SUNDÖV [#41]</b>	<b>7'2"</b>	<b>246 LBS</b>	<b>02/10/80</b>	<b>CROATIA</b>
---------------------------	-------------	----------------	-----------------	----------------

>> Transactions: Signed as a free agent on July 19, 2002...Traded to the Cleveland Cavaliers with J. R. Bremer and a conditional second-round draft choice on July 23, 2003 for Jumaane Jones.  
02-03 26 138 14 56 .250 0 2 .000 8 20 28 7 24-0 6 3 32 1.2  
Three-Point Field Goals: 2002-03, 4-for-16 (.250).

<b>BEN SWAIN [#16]</b>	<b>6'8"</b>	<b>222 LBS</b>	<b>11/13/33 D: 06/19/08</b>	<b>TEXAS SOUTHERN '58</b>
------------------------	-------------	----------------	-----------------------------	---------------------------

>> Transactions: First round draft choice (8<sup>th</sup> pick overall) in 1958 NBA Draft.  
58-59 58 708 99 244 .406 67 110 .609 262 29 127-3 265 4.6

**PLAYOFF RECORD**

58-59 5 27 2 6 .333 1 2 .500 14 1 4-0 5 1.0

<b>DAN SWARTZ [#12]</b>	<b>6'4"</b>	<b>215 LBS</b>	<b>12/23/34 D: N/A</b>	<b>KENTUCKY '56</b>
-------------------------	-------------	----------------	------------------------	---------------------

62-63 39 335 57 150 .380 61 72 .847 88 21 92-0 175 4.5

**PLAYOFF RECORD**

62-63 1 4 0 0 .000 0 0 .000 0 0 0-0 0 0.0

<b>LARRY SYKES [#54]</b>	<b>6'9"</b>	<b>255 LBS</b>	<b>04/11/73</b>	<b>XAVIER (OH) '95</b>
--------------------------	-------------	----------------	-----------------	------------------------

>> Transactions: Signed as a free agent on November 8, 1995...Waived on November 24, 1995.  
95-96 1 2 0 0 .000 0 0 .000 1 1 2 0 0-0 0 0 0 0.0  
Three-Point Field Goals: 1995-96, None Attempted.

<b>BRETT SZABO [#43]</b>	<b>6'11"</b>	<b>250 LBS</b>	<b>02/01/68</b>	<b>AUGUSTANA '91</b>
--------------------------	--------------	----------------	-----------------	----------------------

>> Transactions: Signed as a free agent on October 8, 1996...Waived on January 7, 1997...Signed to the first of two consecutive ten-day contracts on January 10, 1997...Signed for the remainder of the season on January 30, 1997...Rights renounced on July 7, 1997.  
96-97 70 662 54 121 .446 45 61 .738 56 109 165 17 119-0 16 32 76 2.2  
Three-Point Field Goals: 1996-97, 0-for-1 (.000).

<b>WALLY SZCZERBIAK [#55]</b>	<b>6'7"</b>	<b>244 LBS</b>	<b>03/05/77</b>	<b>MIAMI (OH) '99</b>
-------------------------------	-------------	----------------	-----------------	-----------------------

>> Transactions: Acquired from the Minnesota Timberwolves, along with Dwayne Jones, Michael Olowokandi and a future first round draft choice in exchange for Marcus Banks, Mark Blount, Ricky Davis, Justin Reed and two future conditional second round draft choices on January 27, 2006...Traded to the Seattle SuperSonics along with Delonte West and the draft rights to Jeff Green in exchange for Ray Allen and the draft rights to Glen Davis on June 28, 2007.

05-06 32 1,174 201 422 .476 115 128 .898 41 82 123 101 60-0 19 4 561 17.5  
06-07 32 900 161 388 .415 113 126 .897 16 82 98 55 65-1 18 3 479 15.0  
**TOTALS 64 2,074 362 810 .447 228 254 .898 57 164 221 156 125-1 37 7 1040 16.3**

Three-Point Field Goals: 2005-06, 44-for-112 (.393); 2006-07, 44-for-106 (.415); Totals: 88-for-218 (.404).

<b>ZAN TABAK [#55]</b>	<b>7'0"</b>	<b>245 LBS</b>	<b>06/15/70</b>	<b>CROATIA</b>
------------------------	-------------	----------------	-----------------	----------------

>> Transactions: Acquired from the Toronto Raptors with Kenny Anderson and Popeye Jones to Boston for Chauncey Billups, Dee Brown, John Thomas and Roy Rogers on February 18, 1998...Completed contract and was not re-signed.

97-98 18 232 26 55 .473 7 13 .538 25 33 58 12 46-1 5 11 59 3.3  
Three-Point Field Goals: 1996-97, None Attempted.

YEAR	G	MIN	FGM	FGA	PCT	FTM	FTA	PCT	OFF	DEF	TOT	AST	PF-DQ	ST	BL	PTS	AVG
------	---	-----	-----	-----	-----	-----	-----	-----	-----	-----	-----	-----	-------	----	----	-----	-----

**EARL TATUM [#43]****6'6"****185 LBS****07/26/53****MARQUETTE '76**

>> Transactions: Acquired from the Indiana Pacers for a future draft choice and cash on July 19, 1978...Traded to the Detroit Pistons for Chris Ford and a future draft choice on October 19, 1978 (also played 76 games for Detroit in 1978-79).

78-79	3	38	8	20	.400	4	5	.800	1	3	4	1	7-0	0	1	20	6.7
-------	---	----	---	----	------	---	---	------	---	---	---	---	-----	---	---	----	-----

**SEBASTIAN TELFAIR [#30]****6'0"****160 LBS****06/09/85****LINCOLN HS (NY) '04**

>> Transactions: Acquired from the Portland Trail Blazers along with Theo Ratliff and a 2008 second round draft choice in exchange for Rael LaFrentz, Dan Dickau and the draft rights to Randy Foye on June 28, 2006...Traded to Minnesota along with Ryan Gomes, Gerald Green, Al Jefferson, Theo Ratliff and two future draft choices in exchange for Kevin Garnett on July 31, 2007.

06-07	78	1578	176	474	.371	90	110	.818	17	91	108	218	166-1	43	11	479	6.1
-------	----	------	-----	-----	------	----	-----	------	----	----	-----	-----	-------	----	----	-----	-----

Three-Point Field Goals: 2006-07, 37-for-128 (.289).

**JASON TERRY [#4]****6'2"****180 LBS****09/15/77****ARIZONA '99**

>> Transactions: Signed as a free agent on July 18, 2012...Traded to Brooklyn along with Paul Pierce, Kevin Garnett and D.J. White in exchange for Gerald Wallace, Kris Humphries, Keith Bogans, MarShon Brooks, Kris Joseph, three future first round draft picks and the option to swap first round picks in 2017 on July 12, 2013.

12-13	79	2124	281	648	.434	114	131	.870	19	140	159	198	110-0	66	11	799	10.1
-------	----	------	-----	-----	------	-----	-----	------	----	-----	-----	-----	-------	----	----	-----	------

Three-Point Field Goals: 2012-13, 123-for-331 (.372).

**PLAYOFF RECORD**

12-13	6	189	24	54	.444	9	11	.818	0	13	13	19	9-0	4	2	72	12.0
-------	---	-----	----	----	------	---	----	------	---	----	----	----	-----	---	---	----	------

Three-Point Field Goals: 2012-13, 15-for-34 (.441).

**TOM THACKER [#12]****6'2"****170 LBS****11/02/39****CINCINNATI '63**

>> Transactions: Signed as a free agent in 1967...Selected by the Milwaukee Bucks in the NBA expansion draft on May 6, 1968.

67-68	65	782	114	272	.419	43	84	.512			161	69	165-2			271	4.2
-------	----	-----	-----	-----	------	----	----	------	--	--	-----	----	-------	--	--	-----	-----

**PLAYOFF RECORD**

67-68	17	81	7	24	.292	2	7	.286			17	8	23-0			16	0.9
-------	----	----	---	----	------	---	---	------	--	--	----	---	------	--	--	----	-----

**DAVID THIRDKILL [#45]****6'8"****215 LBS****04/12/60****BRADLEY '82**

>> Transactions: Signed as a free agent on September 12, 1985...Waived on October 22, 1985...Re-signed on December 5, 1985...Waived on December 23, 1986.

85-86	49	385	54	110	.491	55	88	.625	27	43	70	15	55-0	11	3	163	3.3
86-87	13	78	10	19	.526	5	12	.417	2	12	14	2	11-0	1	0	25	1.9
<b>TOTALS</b>	<b>62</b>	<b>463</b>	<b>64</b>	<b>129</b>	<b>.496</b>	<b>60</b>	<b>100</b>	<b>.600</b>	<b>29</b>	<b>55</b>	<b>84</b>	<b>17</b>	<b>66-0</b>	<b>12</b>	<b>3</b>	<b>188</b>	<b>3.0</b>

Three-Point Field Goals: 1985-86, 0-for-1 (.000); 1986-87, 0-for-1 (.000). Totals 0-for-2 (.000).

**PLAYOFF RECORD**

85-86	13	47	6	18	.333	5	11	.455	1	7	8	3	5-0	2	0	17	1.3
-------	----	----	---	----	------	---	----	------	---	---	---	---	-----	---	---	----	-----

Three-Point Field Goals: 1985-86, 0-for-1 (.000).

**JAMEL THOMAS [#5]****6'6"****215 LBS****07/19/76****PROVIDENCE '99**

>> Transactions: Signed as a free agent on December 13, 1999...Waived on December 23, 1999.

99-00	3	19	5	10	.500	1	1	1.000	0	2	2		0-0	0	0	11	3.7
-------	---	----	---	----	------	---	---	-------	---	---	---	--	-----	---	---	----	-----

Three-Point Field Goals: 1999-00, 0-for-1 (.000).

**JOHN THOMAS [#55]****6'9"****265 LBS****09/08/75****MINNESOTA '97**

>> Transactions: Acquired from the New York Knicks with Scott Brooks, Walter McCarty and Dontae Jones for Chris Mills and two future second-round draft choices on October 22, 1997...Traded to the Toronto Raptors with Chauncey Billups, Dee Brown and Roy Rogers for Kenny Anderson, Zan Tabak and Popeye Jones on February 18, 1998.

97-98	33	368	41	80	.513	26	33	.788	32	38	70	13	65-0	19	9	108	3.3
-------	----	-----	----	----	------	----	----	------	----	----	----	----	------	----	---	-----	-----

Three-Point Field Goals: None Attempted.

**JOHN THOMPSON [#5, #18] 6'10"****230 LBS****09/02/41****PROVIDENCE '64**

>> Transactions: Third round draft choice (25th pick overall) in 1964 NBA Draft...Selected by the Chicago Bulls in the NBA expansion draft on April 30, 1966.

64-65	64	699	84	209	.402	62	105	.590			230	16	141-1			230	3.6
65-66	10	72	14	30	.467	4	6	.667			30	3	15-0			32	3.2
<b>TOTALS</b>	<b>74</b>	<b>771</b>	<b>98</b>	<b>239</b>	<b>.410</b>	<b>66</b>	<b>111</b>	<b>.595</b>			<b>260</b>	<b>19</b>	<b>156-1</b>			<b>262</b>	<b>3.5</b>

**PLAYOFF RECORD**

64-65	3	21	2	7	.286	7	7	1.000			12	1	2-0			11	3.7
65-66	3	11	1	7	.143	0	0	.000			4	0	2-0			2	0.7
<b>TOTALS</b>	<b>6</b>	<b>32</b>	<b>3</b>	<b>14</b>	<b>.214</b>	<b>7</b>	<b>7</b>	<b>1.000</b>			<b>16</b>	<b>1</b>	<b>4-0</b>			<b>13</b>	<b>2.2</b>

YEAR	G	MIN	FGM	FGA	PCT	FTM	FTA	PCT	OFF	DEF	TOT	AST	PF-DQ	ST	BL	PTS	AVG
------	---	-----	-----	-----	-----	-----	-----	-----	-----	-----	-----	-----	-------	----	----	-----	-----

**MARCUS THORNTON [#4] 6'4" 205 LBS 06/05/87 LOUISIANA STATE '09**

>> Transactions: Acquired from the Brooklyn Nets as part of a three team trade that also saw the Celtics acquire Tyler Zeller and a future first round draft pick from the Cleveland Cavaliers in exchange for a future second round draft pick on July 10, 2014...Traded to the Phoenix Suns along with a future first round draft pick from Cleveland in exchange for Isaiah Thomas on February 19, 2015.

14-15	39	640	127	305	.416	42	51	.824	19	54	73	34	35-0	21	7	348	8.9
Three-Point Field Goals: 2014-15, 52-for-124 (.419).																	

**DARREN TILLIS [#52] 6'11" 215 LBS 02/23/60 CLEVELAND STATE '82**

>> Transactions: First round draft choice (23<sup>rd</sup> pick overall) in 1982 NBA Draft...Traded to the Cleveland Cavaliers with a 1983 first-round draft choice and cash for Scott Wedman on January 14, 1983 (also played 37 games for Cleveland in 1982-83).

82-83	15	44	7	23	.304	2	6	.333	4	5	9	2	8-0	0	2	16	1.1
Three-Point Field Goal: 0-for-1 (.000).																	

**LOU TSIOROPOULOS [#20, #29]6'5" 195 LBS 08/31/30 D: 08/22/15 KENTUCKY '53**

>> Transactions: Seventh round draft choice in 1953 NBA Draft.

56-57	52	670	79	256	.309	69	79	.775			207	33	135-6			227	4.4
57-58	70	1819	198	624	.317	142	207	.688			434	12	242-8			538	7.7
58-59	35	498	60	190	.316	25	33	.758			110	20	74-0			145	4.1
<b>TOTALS</b>	<b>157</b>	<b>2977</b>	<b>337</b>	<b>1070</b>	<b>.315</b>	<b>236</b>	<b>329</b>	<b>.717</b>			<b>751</b>	<b>165</b>	<b>451-14</b>			<b>910</b>	<b>5.8</b>

**PLAYOFF RECORD**

57-58	11	239	25	85	.294	19	29	.655			64	14	40-4			69	6.3
-------	----	-----	----	----	------	----	----	------	--	--	----	----	------	--	--	----	-----

**ANDRE TURNER [#7] 5'11" 160 LBS 12/13/64 MEMPHIS STATE '86**

>> Transactions: Signed as a free agent on November 6, 1986...Waived on November 25, 1986.

86-87	3	18	2	5	.400	0	0	.000	1	1	2	1	1-0	0	0	4	1.3
Three-Point Field Goals: 1986-87, 0-for-1 (.000).																	

**WAYNE TURNER [#5] 6'2" 190 LBS 03/22/76 KENTUCKY '99**

>> Transactions: Signed as a free agent on August 3, 1999...Waived on November 8, 1999.

99-00	3	41	1	6	.167	2	6	.333	1	2	3	5	4-0	0	0	4	1.3
-------	---	----	---	---	------	---	---	------	---	---	---	---	-----	---	---	---	-----

**KELVIN UPSHAW [#7] 6'2" 180 LBS 01/24/63 UTAH '86**

>> Transactions: Signed on March 9, 1989 to the first of consecutive 10-day contracts...Contract expired on March 28, 1989...Re-signed on March 28, 1989 (also played 9 games for Miami in 1988-89)...Waived on November 17, 1989...Re-signed as a free agent on November 24, 1989...Waived on December 26, 1989 (also played 3 games for Dallas and 23 games for Golden State in 1989-90).

88-89	23	473	73	149	.490	14	20	.700	6	30	36	97	62-1	19	3	162	7.0
89-90	14	131	12	39	.308	4	6	.667	3	10	13	28	19-0	2	1	30	2.1
<b>TOTALS</b>	<b>37</b>	<b>604</b>	<b>85</b>	<b>188</b>	<b>.452</b>	<b>18</b>	<b>26</b>	<b>.692</b>	<b>9</b>	<b>40</b>	<b>49</b>	<b>125</b>	<b>81-1</b>	<b>21</b>	<b>4</b>	<b>192</b>	<b>5.2</b>
Three-Point Field Goals: 1988-89, 2-for-10 (.200); 1989-90, 2-for-5 (.400). Totals, 4-for-15 (.267).																	

**JARVIS VARNADO [#41] 6'9" 230 LBS 03/01/88 MISSISSIPPI STATE '10**

>> Transactions: Signed as a free agent on December 24, 2012...Waived on January 6, 2013.

12-13	5	18	2	4	.500	2	4	.500	1	2	3	1	1-0	1	0	6	1.2
Three-Point Field Goals: 2012-13, None Attempted.																	

**VIRGIL VAUGHN [#17] 6'4" 205 LBS 05/15/18 D:02/26/07 KENTUCKY WESLEYAN**

46-47	17		15	78	.192	15	28	.536				10	18			45	2.6
-------	----	--	----	----	------	----	----	------	--	--	--	----	----	--	--	----	-----

**SAM VINCENT [#11] 6'2" 185 LBS 05/18/63 MICHIGAN STATE '85**

>> Transactions: First round draft choice (20<sup>th</sup> pick overall) in 1985 NBA Draft...Traded with Scott Wedman to Seattle for a 1989 second-round draft choice on October 16, 1987.

85-86	57	432	59	162	.364	65	70	.929	11	37	48	69	59-0	17	4	184	3.2
86-87	46	374	60	136	.441	51	55	.927	5	22	27	59	33-0	13	1	171	3.7
<b>TOTALS</b>	<b>103</b>	<b>806</b>	<b>119</b>	<b>298</b>	<b>.399</b>	<b>116</b>	<b>125</b>	<b>.928</b>	<b>16</b>	<b>59</b>	<b>75</b>	<b>128</b>	<b>92-0</b>	<b>30</b>	<b>5</b>	<b>355</b>	<b>3.4</b>
Three-Point Field Goals: 1985-86, 1-for-4 (.250). Totals: 1-for-4 (.250).																	

**PLAYOFF RECORD**

85-86	9	41	8	28	.286	6	6	1.000	1	6	7	5	9-0	2	0	22	2.4
86-87	17	141	23	56	.411	27	35	.771	3	9	12	19	13-0	3	2	74	4.4
<b>TOTALS</b>	<b>26</b>	<b>182</b>	<b>31</b>	<b>84</b>	<b>.369</b>	<b>33</b>	<b>41</b>	<b>.805</b>	<b>4</b>	<b>15</b>	<b>19</b>	<b>24</b>	<b>22-0</b>	<b>5</b>	<b>2</b>	<b>96</b>	<b>3.7</b>
Three-Point Field Goals: 1985-86, 0-for-1 (.000); 1986-87, 1-for-2 (.500). Totals: 1-for-3 (.333).																	

YEAR	G	MIN	FGM	FGA	PCT	FTM	FTA	PCT	OFF	DEF	TOT	AST	PF-DQ	ST	BL	PTS	AVG
------	---	-----	-----	-----	-----	-----	-----	-----	-----	-----	-----	-----	-------	----	----	-----	-----

**STOJKO VRANKOVIC [#11, #52] 7'2" 260 LBS 01/22/64****CROATIA**

&gt;&gt; Transactions: Signed as a free agent on October 2, 1990.

90-91	31	166	24	52	.462	10	18	.556	15	36	51	4	43-1	1	29	58	1.9
91-92	19	110	15	32	.469	7	12	.583	8	20	28	5	22-0	0	17	37	1.9
<b>TOTALS</b>	<b>50</b>	<b>276</b>	<b>39</b>	<b>84</b>	<b>.464</b>	<b>17</b>	<b>30</b>	<b>.567</b>	<b>23</b>	<b>56</b>	<b>79</b>	<b>9</b>	<b>65-1</b>	<b>1</b>	<b>46</b>	<b>95</b>	<b>1.9</b>

**PLAYOFF RECORD**

90-91	1	4	1	1	1.000	0	0	.000	0	2	2	0	2-0	0	0	2	2.0
91-92	1	3	1	1	1.000	0	0	.000	0	0	0	1	0-0	0	0	2	2.0
<b>TOTALS</b>	<b>2</b>	<b>7</b>	<b>2</b>	<b>2</b>	<b>1.000</b>	<b>0</b>	<b>0</b>	<b>.000</b>	<b>0</b>	<b>2</b>	<b>2</b>	<b>1</b>	<b>2-0</b>	<b>0</b>	<b>0</b>	<b>4</b>	<b>2.0</b>

**VON WAER [#12]****6'5"****210 LBS****07/21/85****FLORIDA STATE '05**

&gt;&gt; Transactions: Signed as a free agent on July 30, 2010.

10-11	58	553	67	159	.421	32	38	.842	7	42	49	35	39-0	18	5	184	3.2
Three-Point Field Goals: 2010-11, 18-for-67 (.269).																	

**PLAYOFF RECORD**

10-11	3	5	0	2	.000	0	0	---	0	1	1	0	0-0	0	0	0	0.0
Three-Point Field Goals: 2010-11, 0-for-1 (.000).																	

**ANTOINE WALKER [#8, #88] 6'9" 245 LBS 08/12/76****KENTUCKY '98**>> Transactions: First round draft choice (6<sup>th</sup> pick overall) in 1996 NBA Draft...Traded with Tony Delk to Dallas for Raef LaFrentz, Chris Mills, Jiri Welsch and a 2004 first round draft choice on October 20, 2003...Acquired from Atlanta in exchange for Tom Gugliotta, Gary Payton, Michael Stewart and a future first round draft choice on February 24, 2005...Traded to Miami in the 5-team, 15-player trade that brought Curtis Borchardt, the draft rights to Albert Miralles, Qyntel Woods, two second round draft choices and cash considerations on September 3, 2005.

96-97	82	2970	576	1354	.425	231	366	.631	288	453	741	262	271-1	105	53	1435	17.5
97-98	82	3268	722	1705	.423	305	473	.645	270	566	836	273	262-2	142	60	1840	22.4
98-99	42	1549	303	735	.412	113	202	.559	106	253	359	130	142-2	63	28	784	18.7
99-00	82	3003	648	1506	.430	311	445	.699	199	453	652	305	263-4	117	32	1680	20.5
00-01	81	3396	711	1720	.413	249	348	.716	151	568	719	445	251-2	138	49	1892	23.4
01-02	81	3406	666	1689	.394	240	324	.741	150	564	714	407	237-2	122	38	1794	22.1
02-03	78	3235	603	1554	.388	176	286	.615	99	464	563	373	221-4	116	31	1570	20.1
04-05	24	827	161	364	.442	44	79	.557	56	142	198	71	70-0	25	26	391	16.3
<b>TOTALS</b>	<b>552</b>	<b>21654</b>	<b>4390</b>	<b>10627</b>	<b>.413</b>	<b>1669</b>	<b>2523</b>	<b>.662</b>	<b>1319</b>	<b>3463</b>	<b>4782</b>	<b>2266</b>	<b>1717-17</b>	<b>828</b>	<b>317</b>	<b>11386</b>	<b>20.6</b>

Three-Point Field Goals: 1996-97, 52-for-159 (.327); 1997-98, 91-for-292 (.312); 1998-99, 65-for-176 (.369); 1999-00, 73-for-285 (.256); 2000-01, 221-for-603 (.367); 2001-02, 222-for-645 (.344); 2002-03, 188-for-582 (.323); 2004-05, 25-for-73 (.342). Totals: 937-for-2,815 (.332).

**PLAYOFF RECORD**

01-02	16	703	131	319	.411	50	64	.781	23	115	138	52	56-2	24	6	354	22.1
02-03	10	440	73	176	.415	11	22	.500	20	67	87	43	44-3	17	4	173	17.3
04-05	6	224	43	104	.413	7	11	.636	16	28	44	14	19-0	7	6	100	16.7
<b>TOTALS</b>	<b>32</b>	<b>1367</b>	<b>247</b>	<b>599</b>	<b>.412</b>	<b>68</b>	<b>97</b>	<b>.701</b>	<b>59</b>	<b>210</b>	<b>269</b>	<b>109</b>	<b>119-5</b>	<b>48</b>	<b>16</b>	<b>627</b>	<b>19.6</b>

Three-Point Field Goals: 2001-02, 42-for-109 (.385); 2002-03, 16-for-45 (.356); 2004-05, 7-for-19 (.368). Totals: 65-for-173 (.380).

**BILL WALKER [#12]****6'6"****230 LBS****10/09/87****KANSAS STATE '08**

&gt;&gt; Transactions: Acquired from the Washington Wizards in exchange for cash consideration on June 28, 2008...Traded to New York along with J.R. Giddens and Eddie House in exchange for Nate Robinson and Marcus Landry on February 18, 2010.

08-09	29	216	36	58	.62	16	23	.696	8	21	29	13	51-0	6	2	88	3.0
09-10	8	29	3	6	.500	2	2	1.000	0	5	5	3	4-0	0	0	8	1.0
<b>TOTALS</b>	<b>37</b>	<b>245</b>	<b>39</b>	<b>64</b>	<b>.609</b>	<b>18</b>	<b>25</b>	<b>.720</b>	<b>8</b>	<b>26</b>	<b>34</b>	<b>16</b>	<b>55-0</b>	<b>6</b>	<b>2</b>	<b>96</b>	<b>2.6</b>

Three-Point Field Goals: 2008-09, 0-for-1 (.000); 2009-10, 0-for-0 (.000). Totals: 0-for-1 (.000).

**PLAYOFF RECORD**

08-09	4	10	0	2	.000	2	2	1.000	0	0	0	0	2-0	2	0	2	0.5
Three-Point Field Goals: 2008-09, 0-for-0 (.000).																	

**BRADY WALKER [#13]****6'6"****205 LBS****03/15/21****BRIGHTMAN YOUNG '48**

49-50	68		218	583	.374	72	114	.632			109	100				508	7.5
-------	----	--	-----	-----	------	----	-----	------	--	--	-----	-----	--	--	--	-----	-----

**TOTALS**

Also played for Baltimore in 1950-51. Games played with Boston were not recorded.

**BRANDON WALLACE [#8]****6'9"****203 LBS****03/14/85****SOUTH CAROLINA '07**

&gt;&gt; Transactions: Signed as a free agent on July 10, 2007...waived on December 18, 2007.

07-08 Received DNP-CP on 11/10/07 @ NJ

YEAR	G	MIN	FGM	FGA	PCT	FTM	FTA	PCT	OFF	DEF	TOT	AST	PF-DQ	ST	BL	PTS	AVG
<b>MIKE WALLACE [#13]</b>																	
	46-47	24	55	224	.246	21	48	.438					20	42		131	5.5
Also played 37 games for Toronto in 1946-47.																	

GERALD WALLACE [#45]					6'7" 215 LBS 07/23/82					ALABAMA '01							
>> Transactions: Acquired from the Brooklyn Nets along with Keith Bogans, MarShon Brooks, Kris Humphries, Kris Joseph and three future first round draft picks in exchange for Paul Pierce, Kevin Garnett, Jason Terry and D.J. White on July 12, 2013...Traded to the Golden State Warriors along with Chris Babb in exchange for David Lee on July 27, 2015.																	
13-14	58	1416	116	230	.504	47	101	.465	36	176	212	143	79-0	73	14	298	5.1
14-15	32	286	14	34	.412	6	15	.400	17	40	57	11	19-0	15	4	35	1.1
TOTALS	90	1702	130	264	.492	53	116	.457	53	216	269	154	98-0	88	18	333	3.7
Three-Point Field Goals: 2013-14, 19-for-64 (.297); 2014-15, 1-for-3 (.333). Totals: 20-for-67 (.299).																	

<b>RASHEED WALLACE [#30]</b>																	
<b>6'11" 230 LBS 07/17/74 NORTH CAROLINA '95</b>																	
>> Transactions: Signed as a free agent on July 8, 2009.																	
09-10	79	1780	266	650	.409	96	125	.768	42	283	325	80	222-2	80	70	710	9.0
Three-Point Field Goals: 2009-10, 82-for-290 (.283).																	

<b>PLAYOFF RECORD</b>																	
09-10	24	410	52	125	.416	24	29	.828	5	66	71	9	82-2	10	14	147	6.1
Three-Point Field Goals: 2009-10, 19-for-55 (.345).																	

BILL WALTON [#5]																		6'11"		235 LBS		11/05/52		UCLA '74	
>> Transactions: Acquired from the Los Angeles Clippers for Cedric Maxwell, a 1985 first-round choice and cash on September 6, 1985.																									
85-86	80	1546	231	411	.562	144	202	.713	136	408	544	165	210-1	38	106	606	7.6								
86-87	10	112	10	26	.385	8	15	.533	11	20	31	9	23-0	1	10	28	2.8								
87-88	INJURED																								
TOTALS	90	1658	241	437	.551	152	217	.700	147	428	575	174	233-1	39	116	634	7.0								
Three-Point Field Goals: None Attempted.																									

<b>PLAYOFF RECORD</b>																	
85-86	16	291	54	93	.581	19	23	.826	25	78	103	27	45-1	6	12	127	7.9
86-87	12	102	12	25	.480	5	14	.357	9	22	31	10	23-0	3	4	29	2.4
87-88	<b>INJURED</b>																
<b>TOTALS</b>	<b>28</b>	<b>393</b>	<b>66</b>	<b>118</b>	<b>.559</b>	<b>24</b>	<b>37</b>	<b>.649</b>	<b>34</b>	<b>100</b>	<b>134</b>	<b>37</b>	<b>68-1</b>	<b>9</b>	<b>16</b>	<b>156</b>	<b>5.6</b>
Three-Point Field Goals: 1985-86, 0-for-1 (.000).																	

<b>GERRY WARD [#4]</b>																	
	<b>6'4" 200 LBS 09/06/41 BOSTON COLLEGE '63</b>																
64-65	3	30	2	18	.111	1	1	1.000			5	6	6-0			5	1.7

<b>KERMIT WASHINGTON</b>																	
#26																	
6'8"																	
230 LBS																	
09/17/51																	
AMERICAN '73																	
>> Transactions: Acquired from the Los Angeles Lakers with Don Chaney and future considerations for Charlie Scott on December 12, 1977 (also played 25 games for Los Angeles in 1977-78)...Traded with Kevin Kunnert, Sidney Wicks and the draft rights to Kevin Freeman to San Diego in exchange for Nate Archibald, Marvin Barnes, Billy Knight and future draft choices on August 4, 1978.																	
77-78	32	866	137	263	.521	102	136	.750	105	230	335	42	114-2	28	40	376	11.8

RON WATTS [#12]					6'6"		210 LBS		05/21/43		WAKE FOREST '65			
>> Transactions: Selected by the Seattle Supersonics in the NBA expansion draft in 1967.														
65-66	1	3	1	2	.500	0	0	.000	1	1	1-0	2	2.0	
66-67	27	89	11	44	.250	16	23	.696	38	1	16-0	38	1.4	
TOTALS	28	92	12	46	.261	16	23	.696	39	2	17-0	40	1.4	
PLAYOFF RECORD														
66-67	1	5	1	6	.167	1	2	.500	2	0	3-0	3	3.0	

MARCUS WEBB [#41]										6'9"		255 LBS		05/09/70		ALABAMA '91			
>> Transactions: Signed as a free agent on September 21, 1992...Waived on March 17, 1993.																			
92-93	9	51	13	25	.520	13	21	.619	5	5	10	2	11-0	1	2	39	4.3		
Three-Point Field Goals: 1992-93, 0-for-1 (.000).																			

YEAR	G	MIN	FGM	FGA	PCT	FTM	FTA	PCT	OFF	DEF	TOT	AST	PF-DQ	ST	BL	PTS	AVG
------	---	-----	-----	-----	-----	-----	-----	-----	-----	-----	-----	-----	-------	----	----	-----	-----

**SCOTT WEDMAN [#8, #20] 6'7" 220 LBS 07/29/52****COLORADO '74**

>> Transactions: Acquired from the Cleveland Cavaliers for Darren Tillis, a 1983 first round draft choice and cash on January 14, 1983 (also played 35 games for Cleveland in 1982-83)...Traded to the Seattle SuperSonics with Sam Vincent for a 1989 second-round draft choice on October 16, 1987.

82-83	40	503	94	205	.459	20	30	.667	29	45	74	31	83-1	20	6	209	5.2
83-84	68	916	148	333	.444	29	35	.829	41	98	139	67	107-0	27	7	327	4.8
84-85	78	1127	220	460	.478	42	55	.764	57	102	159	94	111-0	23	10	499	6.4
85-86	79	1402	286	605	.473	45	68	.662	66	126	192	83	127-0	38	22	634	8.0
86-87	6	78	9	27	.333	1	2	.500	3	6	9	6	6-0	2	2	20	3.3
<b>TOTALS</b>	<b>271</b>	<b>4026</b>	<b>757</b>	<b>1630</b>	<b>.464</b>	<b>137</b>	<b>190</b>	<b>.721</b>	<b>196</b>	<b>377</b>	<b>573</b>	<b>281</b>	<b>434-1</b>	<b>110</b>	<b>47</b>	<b>1689</b>	<b>6.2</b>

Three-Point Field Goals: 1982-83, 1-for-10 (.100); 1983-84, 2-for-13 (.154); 1984-85, 17-for-34 (.500); 1985-86, 17-for-48 (.354); 1986-87, 1-for-2 (.500); Totals: 38-for-107 (.355).

**PLAYOFF RECORD**

82-83	6	66	14	24	.583	1	2	.500	3	11	14	0	11-0	1	0	29	4.8
83-84	17	226	40	96	.417	5	10	.500	24	23	47	17	19-0	6	0	89	5.2
84-85	21	350	73	134	.545	26	38	.684	22	37	59	33	50-1	13	0	182	8.7
85-86	12	142	20	51	.392	3	4	.750	11	11	22	8	14-0	9	3	45	3.8

<b>TOTALS</b>	<b>56</b>	<b>784</b>	<b>147</b>	<b>305</b>	<b>.482</b>	<b>35</b>	<b>54</b>	<b>.648</b>	<b>60</b>	<b>82</b>	<b>142</b>	<b>58</b>	<b>94-1</b>	<b>29</b>	<b>3</b>	<b>345</b>	<b>6.2</b>
---------------	-----------	------------	------------	------------	-------------	-----------	-----------	-------------	-----------	-----------	------------	-----------	-------------	-----------	----------	------------	------------

Three-Point Field Goals: 1982-83, 0-for-2 (.000); 1983-84, 4-for-7 (.571); 1984-85, 10-for-22 (.455); 1985-86, 2-for-4 (.500); Totals: 16-for-35 (.457).

**RICK WEITZMAN [#26] 6'2" 175 LBS 04/30/46****NORTHEASTERN '67**

>> Transactions: Tenth round draft choice (110<sup>th</sup> pick overall) in 1967 NBA Draft.

67-68	25	75	12	46	.261	9	13	.692			10	8	8-0			33	1.3
-------	----	----	----	----	------	---	----	------	--	--	----	---	-----	--	--	----	-----

**PLAYOFF RECORD**

67-68	3	5	2	3	.667	0	0	.000			1	1	0-0			4	1.3
-------	---	---	---	---	------	---	---	------	--	--	---	---	-----	--	--	---	-----

**JIRI WELSCH [#44] 6'7" 208 LBS 01/27/80****CZECH REPUBLIC**

>> Transactions: Acquired from the Dallas Mavericks with Raef LaFrentz, Chris Mills and Dallas' 2004 first round draft choice for Tony Delk and Antoine Walker on October 20, 2003...Traded to the Cleveland Cavaliers for a first round draft choice on February 24, 2005.

03-04	81	2179	262	612	.428	153	206	.743	60	236	296	183	176-0	101	7	746	9.2
04-05	55	1125	137	320	.428	109	141	.773	20	119	139	84	105-1	39	5	415	7.5
<b>TOTALS</b>	<b>136</b>	<b>3304</b>	<b>399</b>	<b>932</b>	<b>.428</b>	<b>262</b>	<b>347</b>	<b>.755</b>	<b>80</b>	<b>355</b>	<b>435</b>	<b>267</b>	<b>281-1</b>	<b>140</b>	<b>12</b>	<b>1161</b>	<b>8.5</b>

Three-Point Field Goals: 2003-04, 69-for-181 (.381); 2004-05, 32-for-99 (.323).

**PLAYOFF RECORD**

03-04	4	104	11	23	.478	9	9	1.000	0	12	12	9	7-0	2	0	32	8.0
<b>TOTALS</b>	<b>4</b>	<b>104</b>	<b>11</b>	<b>23</b>	<b>.478</b>	<b>9</b>	<b>9</b>	<b>1.000</b>	<b>0</b>	<b>12</b>	<b>12</b>	<b>9</b>	<b>7-0</b>	<b>2</b>	<b>0</b>	<b>32</b>	<b>8.0</b>

Three-Point Field Goals: 2003-04, 1-for-4 (.250).

**MATT WENSTROM [#50] 7'1" 250 LBS 11/04/70****NORTH CAROLINA '93**

>> Transactions: Signed as a free agent on September 30, 1993.

93-94	11	37	6	10	.600	6	10	.600	6	6	12	0	7-0	0	2	18	1.6
-------	----	----	---	----	------	---	----	------	---	---	----	---	-----	---	---	----	-----

Three-Point Field Goals: None Attempted.

**DAVID WESLEY [#4] 6'0" 200 LBS 11/14/70****BAYLOR '92**

>> Transactions: Signed as a free agent on July 20, 1994...Completed his contract and was not re-signed becoming a free agent on July 1, 1997.

94-95	51	1380	128	313	.409	71	94	.755	31	86	117	266	144-0	82	9	378	7.4
95-96	82	2104	338	736	.459	217	288	.753	68	196	264	390	207-0	100	11	1009	12.3
96-97	74	2991	456	974	.468	225	288	.781	67	197	264	537	221-1	162	13	1240	16.8
<b>TOTALS</b>	<b>207</b>	<b>6475</b>	<b>922</b>	<b>2133</b>	<b>.432</b>	<b>513</b>	<b>670</b>	<b>.766</b>	<b>166</b>	<b>479</b>	<b>645</b>	<b>1193</b>	<b>572-1</b>	<b>344</b>	<b>33</b>	<b>2627</b>	<b>12.7</b>

Three-Point Field Goals: 1994-95, 51-for-119 (.429); 1995-96, 116-for-272 (.426); 1996-97, 103-for-286 (.360); Totals: 281-for-724 (.388).

**DELONTE WEST [#13] 6'3" 195 LBS 07/26/83****ST. JOSEPH'S '04**

>> Transactions: First round draft choice (#24 overall) in 2004...Traded to the Seattle SuperSonics along with Wally Szczerbiak and the draft rights to Jeff Green in exchange for Ray Allen and the draft rights to Glen Davis on 06/28/07.

04-05	39	507	66	155	.426	19	27	.704	14	51	65	53	69-0	21	8	175	4.5
05-06	71	2,418	333	684	.487	86	101	.851	57	232	289	329	197-3	84	46	836	11.8
06-07	69	2,219	306	717	.427	168	197	.853	32	176	208	304	152-1	74	34	845	12.2
10-11	24	453	55	120	.458	13	15	.867	6	31	37	64	29-0	20	10	87	7.3
<b>TOTALS</b>	<b>203</b>	<b>5,597</b>	<b>760</b>	<b>1,676</b>	<b>.454</b>	<b>286</b>	<b>340</b>	<b>.841</b>	<b>109</b>	<b>490</b>	<b>599</b>	<b>750</b>	<b>447-4</b>	<b>199</b>	<b>98</b>	<b>1943</b>	<b>9.6</b>

Three-Point Field Goals: 2004-05, 24-for-67 (.358); 2005-06, 84-for-218 (.385); 2006-07, 65-for-178 (.374); 2010-11, 12-for-33 (.364) Totals: 173-for-463 (.374).

YEAR	G	MIN	FGM	FGA	PCT	FTM	FTA	PCT	OFF	DEF	TOT	AST	PF-DQ	ST	BL	PTS	AVG
DELONTE WEST PLAYOFF RECORD																	
04-05	7	115	11	21	.524	2	4	.500	2	7	9	4	17-0	7	1	29	4.1
10-11	9	170	22	47	.468	8	10	.800	4	13	17	12	16-0	5	0	59	6.6
TOTALS	16	285	33	68	.485	10	14	.714	6	20	26	16	33-0	12	1	88	5.5
Three-Point Field Goals: 2004-05, 5-for-11 (.455); 2010-11, 7-for-19, (.368) Totals: 12-for-30, (.400).																	

PAUL WESTPHAL [#44]				6'4"		195 LBS		11/30/50		SOUTHERN CALIFORNIA '72									
>> Transactions: First round draft choice (10 <sup>th</sup> pick overall) in 1972 NBA Draft...Traded with future draft choices to Phoenix for Charlie Scott on May 23, 1975.																			
72-73	60	482	89	212	.420	67	86	.779			67	69	88-0			245	4.1		
73-74	82	1165	238	475	.501	112	153	.732	49	94	143	171	173-1	39	34	588	7.2		
74-75	82	1581	342	670	.510	119	156	.763	44	119	163	235	192-0	78	33	803	9.8		
TOTALS	224	3228	669	1357	.493	298	395	.754	93	213	373	475	453-1	117	67	1636	7.3		

PLAYOFF RECORD																	
72-73	11	109	19	39	.487	5	7	.714			7	9	24-1			43	3.9
73-74	18	241	46	100	.460	11	15	.733	6	15	21	31	37-0	8	2	103	5.7
74-75	11	183	38	81	.469	12	18	.667	5	8	13	32	21-1	6	2	88	8.0
TOTALS	40	533	103	220	.486	28	40	.700	11	23	41	72	82-2	14	4	234	5.9

D.J. WHITE [#12]				6'9"		235 LBS		08/31/86		INDIANA '08							
>> Transactions: Signed as a free agent on February 28, 2013...Traded along with Paul Pierce, Kevin Garnett and Jason Terry to the Brooklyn Nets on July 12, 2013 in exchange for Gerald Wallace, Kris Humphries, MarShon Brooks, Keith Bogans, Kris Joseph, three unprotected first round picks and the option to swap first round picks in 2017.																	
12-13	12	86	12	23	.522	5	9	.556	4	9	13	4	5-0	1	6	29	2.4
Three-Point Field Goals: 2012-13, None Attempted.																	

JOJO WHITE [#10]				6'3"		197 LBS		11/14/46		KANSAS '69									
>> Transactions: First round draft choice (9 <sup>th</sup> pick overall) in 1969 NBA Draft...Traded to Golden State for a future draft choice on January 30, 1979 (also played 29 games for Golden State in 1978-79).																			
69-70	60	1328	309	684	.452	111	135	.822			169	145	132-1			729	12.2		
70-71	75	2787	693	1494	.464	215	269	.799			376	361	255-5			1601	21.3		
71-72	79	3261	770	1788	.431	285	343	.831			446	416	227-1			1825	23.1		
72-73	82	3250	717	1665	.431	178	228	.781			414	498	185-2			1612	19.7		
73-74	82	3238	649	1445	.449	190	227	.837	100	251	351	448	185-1	105	25	1488	18.1		
74-75	82	3220	658	1440	.457	186	223	.834	84	227	311	458	207-1	128	17	1502	18.3		
75-76	82	3257	670	1492	.449	212	253	.838	61	252	313	445	183-2	107	20	1552	18.9		
76-77	82	3333	638	1488	.429	333	383	.869	87	296	383	492	193-5	118	22	1609	19.6		
77-78	46	1641	289	690	.419	103	120	.858	53	127	180	209	109-2	49	7	681	14.8		
78-79	47	1455	255	596	.428	79	89	.888	22	106	128	214	100-1	54	4	589	12.5		
TOTALS	717	26770	5648	12782	.442	1892	2270	.833	407	1259	3071	3686	1776-21	561	95	13188	18.3		

PLAYOFF RECORD																	
71-72	11	432	109	220	.495	40	48	.833			59	58	31-0			258	23.5
72-73	13	583	135	300	.450	49	54	.907			54	83	44-2			319	24.5
73-74	18	765	132	310	.426	34	46	.739	17	58	75	98	56-1	15	2	298	16.6
74-75	11	462	100	227	.441	27	33	.818	18	32	50	63	32-0	11	4	227	20.6
75-76	18	791	165	371	.445	78	95	.821	12	59	71	98	51-0	23	1	408	22.7
76-77	9	395	91	201	.453	28	33	.848	10	29	39	52	27-0	14	0	210	23.3
TOTALS	80	3428	732	1629	.449	256	309	.828	57	178	348	452	241-3	63	7	1720	21.5

LUCIAN "SKIPPY" WHITAKER [#5]		6'1"		180 LBS		09/29/30 D: 08/90		KENTUCKY '52									
54-55	3	15	1	6	.167	0	0	.000			1	1	4-0			2	0.7

SIDNEY WICKS [#12]

6'9"

225 LBS

09/19/49

UCLA '71

>> Transactions: Sold by Portland on October 12, 1976...Traded with Kevin Kunnert, Kermit Washington and the draft right to Kevin Freeman to San Diego in exchange for Nate Archibald, Marvin Barnes, Billy Knight and future draft choices on August 4, 1978.

76-77	82	2642	464	1012	.458	310	464	.668	268	556	824	169	331-14	64	61	1238	15.1
77-78	81	2413	433	927	.467	217	329	.660	223	450	673	171	318-9	67	46	1083	13.4
TOTALS	163	5055	897	1939	.463	527	793	.665	491	1006	1497	340	649-23	131	107	2321	14.2

PLAYOFF RECORD																	
76-77	9	261	41	81	.519	34	47	.723	26	57	83	16	37-2	13	3	118	13.1



YEAR	G	MIN	FGM	FGA	PCT	FTM	FTA	PCT	OFF	DEF	TOT	AST	PF-DQ	ST	BL	PTS	AVG
------	---	-----	-----	-----	-----	-----	-----	-----	-----	-----	-----	-----	-------	----	----	-----	-----

**DOMINIQUE WILKINS [#12] 6'8" 224 LBS 01/12/60****GEORGIA '82**

&gt;&gt; Transactions: Signed as a free agent on July 25, 1994...Completed contract and signed to play overseas on August 12, 1995.

94-95	77	2423	496	1169	.424	266	340	.782	157	244	401	166	130-0	61	14	1370	17.8
-------	----	------	-----	------	------	-----	-----	------	-----	-----	-----	-----	-------	----	----	------	------

Three-Point Field Goals: 1994-95, 112-for-289 (.388).

**PLAYOFF RECORD**

94-95	4	150	26	61	.426	16	18	.889	17	26	43	8	7-0	2	3	76	19.0
-------	---	-----	----	----	------	----	----	------	----	----	----	---	-----	---	---	----	------

Three-Point Field Goals: 1994-95, 8-for-17 (.471).

**ART WILLIAMS [#7]****6'1"****185 LBS****09/29/39****CALIFORNIA POLY '63**

&gt;&gt; Transactions: Acquired from the San Diego Clippers for a future first round choice on September 10, 1970.

70-71	74	1141	150	330	.455	60	83	.723			205	233	182-1			360	4.9
71-72	81	1326	161	339	.475	90	119	.756			256	327	204-2			412	5.1
72-73	81	974	110	261	.421	43	56	.768			182	236	136-1			263	3.2
73-74	67	616	73	168	.435	27	32	.844	20	95	115	163	100-0	44	3	173	2.6
<b>TOTALS</b>	<b>303</b>	<b>4057</b>	<b>494</b>	<b>1098</b>	<b>.450</b>	<b>220</b>	<b>290</b>	<b>.759</b>	<b>20</b>	<b>95</b>	<b>758</b>	<b>959</b>	<b>622-4</b>	<b>44</b>	<b>3</b>	<b>1208</b>	<b>4.0</b>

**PLAYOFF RECORD**

71-72	11	173	25	64	.391	15	20	.750			28	33	30-0			65	5.9
72-73	10	156	21	47	.447	6	8	.750			27	41	31-1			48	4.8
73-74	12	96	10	27	.370	7	8	.875	4	19	23	29	14-0	7	0	27	2.3
<b>TOTALS</b>	<b>33</b>	<b>425</b>	<b>56</b>	<b>138</b>	<b>.406</b>	<b>28</b>	<b>36</b>	<b>.778</b>	<b>4</b>	<b>19</b>	<b>78</b>	<b>103</b>	<b>75-1</b>	<b>7</b>	<b>0</b>	<b>140</b>	<b>4.2</b>

**EARL WILLIAMS [#52]****6'7"****230 LBS****03/24/51****WINSTON-SALEM '74**

&gt;&gt; Transactions: Signed as a free agent on September 1, 1978...Waived by Boston on January 15, 1979.

78-79	20	273	54	123	.439	14	24	.583	41	64	105	12	41-0	12	9	122	6.1
-------	----	-----	----	-----	------	----	----	------	----	----	-----	----	------	----	---	-----	-----

**ERIC WILLIAMS [#55]****6'8"****220 LBS****7/17/72****PROVIDENCE '95**>> Transactions: First round draft choice (14<sup>th</sup> pick overall) in 1995 NBA Draft...Traded to Denver in exchange for two second round draft picks on August 21, 1997...Acquired from Denver along with Danny Fortson, Eric Washington and a future first round draft choice, in exchange for Popeye Jones, Ron Mercer and Dwayne Schintzius on August 3, 1999...Traded to Cleveland with Tony Battie and Kedrick Brown for Ricky Davis, Chris Mihm, Michael Stewart and a second round draft choice on December 15, 2003.

95-96	64	1470	241	546	.441	200	298	.671	92	125	217	70	147-1	56	11	685	10.7
96-97	72	2435	374	820	.456	328	436	.752	126	203	329	129	213-0	72	13	1078	15.0
99-00	68	1378	165	386	.427	134	169	.793	55	101	156	93	165-3	44	16	489	7.2
00-01	81	1745	162	448	.362	165	231	.714	64	143	207	112	179-1	64	13	535	6.6
01-02	74	1747	144	385	.374	160	219	.731	58	163	221	109	179-1	77	8	472	6.4
02-03	82	2350	254	575	.442	201	268	.750	143	239	382	140	234-0	86	19	746	9.1
03-04	21	513	77	177	.435	78	109	.716	21	74	95	25	52-0	22	1	245	11.6
<b>TOTALS</b>	<b>462</b>	<b>11638</b>	<b>1417</b>	<b>3337</b>	<b>.425</b>	<b>1266</b>	<b>1730</b>	<b>.732</b>	<b>559</b>	<b>1048</b>	<b>1607</b>	<b>678</b>	<b>1169-6</b>	<b>421</b>	<b>81</b>	<b>4248</b>	<b>9.2</b>

Three-Point Field Goals: 1995-06, 3-for-10 (.300); 1996-97, 2-for-8 (.250); 1999-00, 25-for-72 (.347); 2000-01, 46-for-139 (.331); 2001-02, 24-for-86 (.279); 2002-03, 37-for-110 (.336); 2003-04, 11-for-32 (.344); Totals: 148-for-457 (.324).

**PLAYOFF RECORD**

01-02	16	487	47	94	.500	17	23	.739	18	52	70	21	53-1	25	4	125	7.8
02-03	10	310	33	88	.375	27	34	.794	12	20	32	17	42-2	9	0	96	9.6
<b>TOTALS</b>	<b>26</b>	<b>797</b>	<b>80</b>	<b>182</b>	<b>.440</b>	<b>44</b>	<b>57</b>	<b>.772</b>	<b>30</b>	<b>72</b>	<b>102</b>	<b>38</b>	<b>95-3</b>	<b>34</b>	<b>4</b>	<b>221</b>	<b>8.5</b>

Three-Point Field Goals: 2001-02, 14-for-30 (.467); 2002-03, 3-for-15 (.200); Totals: 17-for-45 (.378).

**LORENZO WILLIAMS [#43]****6'9"****200 LBS****07/15/69****STETSON '91**

&gt;&gt; Transactions: Signed to the first of two consecutive ten-day contracts on January 11, 1993...Re-signed for the remainder of the season on February 1, 1993 (also played 3 games for Orlando and 2 games for Charlotte in 1992-93)...Waived on November 2, 1993.

92-93	22	151	16	31	.516	2	7	.286	13	31	44	5	23-0	4	14	34	1.5
-------	----	-----	----	----	------	---	---	------	----	----	----	---	------	---	----	----	-----

Three-Point Field Goals: 1992-93, None Attempted.

**PLAYOFF RECORD**

92-93	1	3	1	1	1.000	0	0	.000	1	0	1	0	0-0	0	0	2	2.0
-------	---	---	---	---	-------	---	---	------	---	---	---	---	-----	---	---	---	-----

Three-Point Field Goals: 1992-93, None Attempted.

**RAY WILLIAMS [#20]****6'3"****195 LBS****10/14/54 D: 03/22/13****MINNESOTA '77**

&gt;&gt; Transactions: Signed as a free agent on February 21, 1985; the New York Knicks agreed not to exercise its right of first refusal in exchange for a 1985 second-round draft choice...Signed as a free agent by the Los Angeles Clippers on September 26, 1985; Boston agreed not to exercise its right of first refusal in exchange for a 1987 fourth-round draft choice.

84-85	23	459	55	143	.385	31	46	.674	16	41	57	90	56-1	30	5	147	6.4
-------	----	-----	----	-----	------	----	----	------	----	----	----	----	------	----	---	-----	-----

Three-Point Field Goals: 1984-85, 6-for-23 (.261).

YEAR	G	MIN	FGM	FGA	PCT	FTM	FTA	PCT	OFF	DEF	TOT	AST	PF-DQ	ST	BL	PTS	AVG
------	---	-----	-----	-----	-----	-----	-----	-----	-----	-----	-----	-----	-------	----	----	-----	-----

### SEAN WILLIAMS [#56] 6'10" 235 LBS 09/13/86 BOSTON COLLEGE '07

>> Transactions: Signed as a free agent on April 20, 2012...Traded to Houston along with Jajuan Johnson, E'Twaun Moore and a future second round pick as part of a three team trade that had Boston acquire Courtney Lee and Portland acquire Sasha Pavlovic, two future second round picks and cash considerations on July 20, 2012.

11-12	3	42	2	6	.333	7	7	1.000	4	8	12	3	4-0	3	3	11	3.7
-------	---	----	---	---	------	---	---	-------	---	---	----	---	-----	---	---	----	-----

Three-Point Field Goals: 2011-12, 0-for-0 (.000).

#### PLAYOFF RECORD

11-12	2	6	0	0	---	0	0	---	0	1	1	0	1-0	0	0	0	0.0
-------	---	---	---	---	-----	---	---	-----	---	---	---	---	-----	---	---	---	-----

Three-Point Field Goals: 2011-12, 0-for-0 (.000).

### SHAMMOND WILLIAMS [#11] 6'1" 201 LBS 04/05/75 NORTH CAROLINA '98

>> Transactions: Acquired from the Seattle SuperSonics with Vin Baker for Kenny Anderson, Joseph Forte and Vitaly Potapenko on July 22, 2002...Traded with a 2003 second-round draft choice to the Denver Nuggets for Mark Blount and Mark Bryant on February 20, 2003.

02-03	51	1169	134	338	.396	48	57	.842	12	98	110	128	84-0	61	3	372	7.3
-------	----	------	-----	-----	------	----	----	------	----	----	-----	-----	------	----	---	-----	-----

Three-Point Field Goals: 2002-03, 56-for-159 (.352).

### SHELDEN WILLIAMS [#13] 6'9" 250 LBS 10/21/87 DUKE '06

>> Transactions: Signed as a free agent on August 7, 2009.

09-10	54	597	63	121	.521	75	98	.765	47	99	146	21	85-0	13	21	201	3.7
-------	----	-----	----	-----	------	----	----	------	----	----	-----	----	------	----	----	-----	-----

Three-Point Field Goals: 2009-10, 0-for-1 (.000).

#### PLAYOFF RECORD

09-10	8	57	4	9	.444	5	6	.833	2	11	13	0	8-0	1	0	13	1.6
-------	---	----	---	---	------	---	---	------	---	----	----	---	-----	---	---	----	-----

Three-Point Field Goals: 2009-10, 0-for-0 (.000).

### SLY WILLIAMS [#35] 6'7" 215 LBS 01/26/58 RHODE ISLAND '80

>> Transactions: Signed as a free agent on September 26, 1985...Waived on December 2, 1985.

85-86	6	54	5	21	.238	7	12	.583	7	8	15	2	15-0	1	1	17	2.8
-------	---	----	---	----	------	---	----	------	---	---	----	---	------	---	---	----	-----

Three-Point Field Goals: 1985-86, 0-for-4 (.000).

### TERRENCE WILLIAMS [#55] 6'6" 220 LBS 06/28/87 LOUISVILLE '09

>> Transactions: Signed as a free agent on February 20, 2013...Waived on June 30, 2013.

12-13	24	318	48	97	.495	9	21	.489	4	40	44	38	13-0	11	2	110	4.6
-------	----	-----	----	----	------	---	----	------	---	----	----	----	------	----	---	-----	-----

Three-Point Field Goals: 2012-13, 5-for-5 (.333).

#### PLAYOFF RECORD

12-13	5	48	2	10	.200	1	2	.500	1	9	10	6	3-0	0	1	5	1.0
-------	---	----	---	----	------	---	---	------	---	---	----	---	-----	---	---	---	-----

Three-Point Field Goals: 2012-13, 0-for-3 (.000).

### WILLIE WILLIAMS [#28] 6'7" 200 LBS 07/28/46 FLORIDA STATE '70

70-71	16	56	6	32	.188	3	5	.600			10	2	8-0			15	0.9
-------	----	----	---	----	------	---	---	------	--	--	----	---	-----	--	--	----	-----

### BOBBY WILSON [#42] 6'1" 180 LBS 01/15/51 WICHITA STATE '74

>> Transactions: Signed as a free agent on January 28, 1977...Waived on April 1, 1977.

76-77	25	131	19	59	.322	11	13	.846	3	6	9	14	19-0	3	0	49	2.0
-------	----	-----	----	----	------	----	----	------	---	---	---	----	------	---	---	----	-----

### JOE WOLF [#42] 6'11" 230 LBS 12/17/67 NORTH CAROLINA '87

>> Transactions: Signed as a free agent October 2, 1992...Waived on November 19, 1992 (also played 21 games for Portland in 1992-93).

92-93	2	9	0	1	.000	1	2	.500	1	2	3	0	2-0	0	1	1	0.5
-------	---	---	---	---	------	---	---	------	---	---	---	---	-----	---	---	---	-----

### RUBEN WOLKOWYSKI [#45] 6'10" 275 LBS 09/30/73 NO COLLEGE

>> Transactions: Signed as a free agent on September 14, 2002...Waived on February 21, 2003.

02-03	7	24	2	4	.500	1	4	.250	0	1	1	1	3-0	0	0	5	0.7
-------	---	----	---	---	------	---	---	------	---	---	---	---	-----	---	---	---	-----

Three-Point Field Goals: 2002-03, 0-for-1 (.000).

### BRANDAN WRIGHT [#12] 6'9" 205 LBS 10/05/87 NORTH CAROLINA '07

>> Transactions: Acquired from the Dallas Mavericks along with Jae Crowder, Jameer Nelson, a future first round draft pick, a future second round draft pick and a trade exception in exchange for Rajon Rondo and Dwight Powell on December 18, 2014...Traded to the Phoenix Suns in exchange for a future Minnesota first round draft pick on January 9, 2015.

14-15	8	86	12	21	.571	2	4	.500	7	10	17	8	4-0	1	5	26	3.3
-------	---	----	----	----	------	---	---	------	---	----	----	---	-----	---	---	----	-----

Three-Point Field Goals: 2014-15, None Attempted.

YEAR	G	MIN	FGM	FGA	PCT	FTM	FTA	PCT	OFF	DEF	TOT	AST	PF-DQ	ST	BL	PTS	AVG	
A. J. WYNDER [# 12]						6'2"	180 LBS	09/11/64			FAIRFIELD '87							
>> Transactions: Signed on March 25, 1991 to a 10-day contract...Signed for the remainder of the season on April 12, 1991.																		
90-91	6	39	3	12	.250	6	8	.750	1	2	3	8	1-0	1	0	12	2.0	
Three-Point Field Goals: 1990-91, 0-for-1 (.000).																		
PLAYOFF RECORD																		
90-91	INJURED																	



### 1\*

Never worn by a player.  
\*Retired in honor of founder  
Walter Brown

### 2\*

Never worn by a player.  
\*Retired in honor of Coach,  
President and General Manager  
Arnold "Red" Auerbach

### 3\*

Mel Hirsch.....1946-47  
Chuck Hofer.....1946-48  
George Nostrand.....1948-50  
John Hazen.....1948-49  
(also wore #10)  
\*Dennis Johnson.....1983-90

### 4

Wyndol Gray.....1946-47  
Saul Mariashchin.....1947-48  
Tony Lavelli.....1949-50  
(also wore #11)  
Sonny Hertzberg.....1949-51  
Ken Rollins.....1952-53  
Carl Braun.....1961-62  
Clyde Lovellette.....1962-64  
(also wore #34)  
Gerry Law.....1964-65  
Jim Paxson.....1987-90  
Larry Robinson.....1991-92  
Sherman Douglas.....1991-92  
(also wore #20)  
Alaa Abdelnaby.....1992-94  
David Wesley.....1994-97  
Chauncey Billups.....1997-98  
Popeye Jones.....1997-99  
Tony Battie.....1999-03  
(also wore #40)  
Chris Mihm.....2003-04  
Ryan Gomes.....2005-07  
J.R. Giddens.....2008-10  
Nate Robinson.....2010-11  
Nenad Krstic.....2010-11  
Marquis Daniels.....2010-12  
(also wore #8, #7)

Jason Terry.....2012-13  
Keith Bogans.....2013-14  
Marcus Thornton.....2014-15  
Isaiah Thomas.....2015-Present

### 5

Tony Kappen.....1946-47  
Moe Becker.....1946-47  
Dick Murphy.....1946-47  
Cecil Hankins.....1947-48  
Bill Roberts.....1948-49  
Ed Leede.....1949-51  
Lucian (Skip) Whittaker.....1954-55  
John Thompson.....1964-66  
(also wore #18)  
Bill Walton.....1985-88  
John Bagley.....1989-93  
Jay Humphries.....1994-95  
Junior Burroughs.....1995-96  
Michael Hawkins.....1996-97  
Ron Mercer.....1997-99  
Wayne Turner.....1999-00  
Jamel Thomas.....1999-00  
Jerome Moiso.....2000-01  
Roshown McLeod.....2001-02  
Kedrick Brown.....2002-03  
(also wore #42)  
Michael Stewart.....2003-05  
Gerald Green.....2005-07  
Kevin Garnett.....2007-13

### 6

John Simmons.....1946-47  
George Munroe.....1947-48  
Hank Beenders.....1948-49  
Tom Kelly.....1948-49  
\*Bill Russell.....1956-69

### 7

Warren Fenley.....1946-47  
Mel Riebe.....1947-49  
(also wore #9)  
Dermie O'Connell.....1948-50  
Don Barksdale.....1953-55  
(also wore #17)  
Emmette Bryant.....1968-70  
Art (Hambone) Williams.....1970-74  
Ernie DiGregorio.....1977-78  
Nate (Tiny) Archibald.....1978-83  
Andre Turner.....1986-87  
Kelvin Upshaw.....1988-90  
Dee Brown.....1990-98  
Kenny Anderson.....1997-02  
Tony Delk.....2002-03  
(also wore #28)  
Chuck Atkins.....2003-04  
Tom Gugliotta.....2004-05  
Al Jefferson.....2005-07  
(also wore #8)  
Mikki Moore.....2008-09  
(also wore #31)  
Marquis Daniels.....2009-10  
(also wore #8)  
Jermaine O'Neal.....2010-12  
Jared Sullinger.....2012-Present

### 8

Al Brightman.....1946-47  
Phil Farman.....1948-49  
Howie Shannon.....1949-50  
Scott Wedman.....1982-87  
(also wore #20)  
Kenny Battle.....1991-93  
James Blackwell.....1994-95  
Antoine Walker.....1996-03  
Al Jefferson.....2004-05  
(also wore #7)  
Antoine Walker.....2004-05  
(also wore #88)  
Brandon Wallace.....2007-08  
Stephon Marbury.....2008-09  
Marquis Daniels.....2010-11  
Jeff Green.....2010-11, 2012-15  
Jonas Jerebko.....2015-Present

### 9

Harold Kotman.....1946-47  
Mel Riebe.....1947-49  
(also wore #7)  
George Kattán.....1948-49  
Al Butler.....1961-62  
Greg Minor.....1994-00  
Doug Overton.....2000-01  
(also wore #20)  
Milt Palacio.....2000-02  
J.R. Bremer.....2002-03  
Justin Reed.....2004-06  
Rajon Rondo.....2006-14

### 10\*

Connie Simmons.....1946-48  
Meyer (Mike) Bloom.....1947-48  
Stan Noszka.....1947-49  
(also wore #11)  
John Hazen.....1948-49  
(also wore #3)  
John Eversky.....1948-50  
(also wore #16)  
Gene Englund.....1949-50  
Clarence (Keggie) Hermesen.....1950-51  
\*Jolo White.....1969-79

### 11

Kevin (Chuck) Connors.....1946-48  
Stan Noszka.....1947-49  
(also wore #10)  
Chick Halbert.....1948-49  
Tony Lavelli.....1949-50  
(also wore #4)  
Chuck Cooper.....1950-54  
Mel Counts.....1964-66  
Jim Barnett.....1966-67  
Mal Graham.....1967-69

### 11 CONT.

Steve Kuberski.....1969-74  
(also wore #33)  
Charlie Scott.....1975-78  
Bob McAdoo.....1978-79  
Tracy Jackson.....1981-82  
Sam Vincent.....1985-87  
Dirk Minniefeld.....1987-88  
Michael Smith.....1989-91  
Stojko Vrankovic.....1991-92  
(also wore #52)  
Dana Barros.....1995-00  
(also wore #15)  
Randy Brown.....2000-01  
Shammond Williams.....2002-03  
Mark Bryant.....2002-03  
Marcus Banks.....2003-06  
Glen Davis.....2007-2011  
Sasha Pavlovic.....2011-12  
(also wore #77)  
Courtney Lee.....2012-14  
Jerry Dayless.....2013-14  
Evan Turner.....2014-Present

### 12

Art Spector.....1946-50  
Bob Donham.....1950-54  
Togo Palazzi.....1954-57  
Dan Swartz.....1962-63  
Willie Naulls.....1963-66  
Ron Watts.....1965-67  
Tom Thacker.....1967-68  
Don Chaney.....1968-75 & 1977-80  
(also wore #42)  
Sidney Wicks.....1976-78  
Jerry Sichting.....1985-88  
Otis Birdsong.....1988-89  
A. J. Wynder.....1990-91  
Kevin Pritchard.....1991-92  
Bart Kofoed.....1992-93  
Chris Corchiani.....1993-94  
Dominique Wilkins.....1994-95  
Bruce Bowen.....1997-99  
Chris Herren.....2000-01  
Bimbo Coles.....2002-03  
Ricky Davis.....2003-06  
Allan Ray.....2006-07  
Bill Walker.....2008-10  
Marcus Landry.....2009-10  
Von Wafer.....2010-11  
Jajuan Johnson.....2011-12  
Leandro Barbosa.....2012-13  
D.J. White.....2012-13  
MarShon Brooks.....2013-14  
Chris Johnson.....2013-14  
Dwight Powell.....2014-15  
Brandon Wright.....2014-15  
Tayshaun Prince.....2014-15  
Terry Rozier.....2015-Present

### 13

Mike (Red) Wallace.....1946-47  
Gene Stump.....1947-49  
Brady Walker.....1949-51  
Kenny Sailors.....1950-51  
Dick Mehen.....1950-51  
Bob (Gabbby) Harris.....1950-54  
(also wore #18)  
Charles Smith.....1989-91  
Rickey Green.....1991-92  
Todd Day.....1995-97  
Dontae Jones.....1997-98  
Damon Jones.....1998-99  
Mike James.....2003-04  
Dana Barros.....2003-04  
(also wore #11)  
Delonte West.....2004-07  
Gabe Pruitt.....2007-09  
Sheldon Williams.....2009-10  
Delonte West.....2010-11  
Fab Melo.....2012-13  
Vander Blue.....2013-14  
James Young.....2014-Present

### 14\*

Don Eliason.....1946-47  
Gerard Kelly.....1946-47  
(also wore #24)  
Ed Ehlers.....1947-49  
\*Bob Cousy.....1950-63

### 15\*

Hal Crisler.....1946-47  
Jack (Dutch) Garfinkel.....1946-49  
(also wore #21)  
Jim Seminoff.....1948-50  
Dwight (Red) Morrison.....1954-56  
\*Tom Heinsohn.....1956-65

### 16\*

John Eversky.....1948-50  
(also wore #10)  
John Mahnken.....1949-53  
Ed Mikan.....1953-54  
Jack Nichols.....1953-58  
Ben Swain.....1958-59  
John Richter.....1959-60  
\*Tom (Satch) Sanders.....1960-75

### 17\*

Virgil Vaughn.....1946-47  
Bob Duffy.....1946-47  
Jack Hewson.....1947-48  
John Janisch.....1947-48  
John Bach.....1948-49  
Joe Mullaney.....1949-50  
Horace (Bones) McKinney.....1950-52  
Gene Conley.....1952-53 & 1958-61  
Don Barksdale.....1953-55  
(also wore #7)  
Anthony Phillip.....1956-58  
\*John Havlicek.....1962-78

### 18\*

Bob (Gabbby) Harris.....1950-54  
(also wore #13)  
Bob Brannum.....1951-55  
\*Jim Loscutt.....1955-64  
John Thompson.....1964-66  
(also wore #5)  
Woody Sauldsberry.....1965-66  
Bailey Howell.....1966-70  
\*Dave Cowens.....1970-80

### 19\*

Bob Doll.....1948-50  
Ed (Moose) Stanczak.....1950-51  
(also wore #21)  
Francis (Mo) Mahoney.....1952-53  
Arnie Risen.....1955-58  
Maurice King.....1959-60  
\*Don Nelson.....1965-76

### 20

Al Lucas.....1948-49  
Dick Hemric.....1955-57  
Lou Tsioropoulos.....1956-59  
(also wore #29)  
Gene Guarilia.....1959-63  
Larry Siegfried.....1963-70  
Rex Morgan.....1970-72  
Phil Hankinson.....1973-75  
Fred Saunders.....1976-78  
Wayne Kreklow.....1980-81  
Scott Wedman.....1982-83  
(also wore #8)  
Ray Williams.....1984-85  
Darren Day.....1986-88  
Brian Shaw.....1988-89 & 1990-92  
Sherman Douglas.....1991-96  
(also wore #4)  
Tyus Edney.....1997-98  
Marlon Garnett.....1998-99  
Doug Overton.....1999-00  
(also wore #9)

## 20 CONT.

Bryant Stith.....	2000-01
Erick Strickland.....	2001-02
Jumaine Jones.....	2003-04
Gary Payton.....	2004-05
Dan Dickau.....	2005-06
Ray Allen.....	2007-12

## 21\*

Jack (Dutch) Garfinkel.....	1946-49
(also wore #15)	
Frank (Apples) Kudelka.....	1950-51
(also wore #19)	
Andy Duncan.....	1950-51
*Bill Sharman.....	1951-61
Gary Phillips.....	1961-62
Jack (The Shot) Foley.....	1962-63
John McCarthy.....	1963-64
Ron Bonham.....	1964-66

## 22\*

Ed Sadowski.....	1947-48
Bob Kinney.....	1948-50
*Ed Macauley.....	1950-56

## 23\*

Dick Dickey.....	1951-52
Ernie Barrett.....	1953-56
*Frank Ramsey.....	1954-55 & 1956-64

## 24\*

Gerard Kelly.....	1946-47
(also wore #14)	
Harry Boykoff.....	1950-51
Fred Scolari.....	1954-55
*Sam Jones.....	1957-69

## 25\*

*K.C. Jones.....	1958-67
(also wore #27)	
Enoch (Bud) Olsen.....	1968-69

## 26

Toby Kimball.....	1966-67
Rick Weitzman.....	1967-68
Rick Johnson.....	1968-71
Kermit Washington.....	1977-78
Patrick O'Bryant.....	2008-09
Lester Hudson.....	2009-10
Phil Pressey.....	2013-15

## 27

K.C. Jones.....	1958-67
(also wore #25)	
Johnny Jones.....	1967-68
Rich Niemann.....	1969-70
Bill Dinwiddie.....	1969-71
Mark Minor.....	1972-73
Kevin Stacom.....	1974-78
Marvin Barnes.....	1978-79
Jimmy Oliver.....	1993-94
Nate Driggers.....	1996-97
Danny Fortson.....	1999-00
Dwayne Jones.....	2005-06
Jordan Crawford.....	2013-14

## 28

Sihugo Green.....	1965-66
Wayne Embry.....	1966-68
Jim (Bad News) Barnes.....	1968-70
Willie Williams.....	1970-71
Clarence Glover.....	1971-72
Quinn Buckner.....	1982-85
Tony Delk.....	2002-03
(also wore #7)	
Sam Cassell.....	2007-08
Michael Pietrus.....	2011-12
R.J. Hunter.....	2015-Present

## 29

Lou Tsioropoulos.....	1956-59
(also wore #20)	
Henry Finkel.....	1969-75
Pervis Ellison.....	1994-00

## 30

Glenn McDonald.....	1974-76
Cedric Maxwell.....	1977-79
(also wore #31)	
M.L. Carr.....	1979-85
Todd Licht.....	1993-94
Blue Edwards.....	1994-95
Thomas Hamilton.....	1995-96
Marty Conlon.....	1996-97 & 1999-00
(also wore #40)	
Mark Blount.....	2000-06
Sebastian Telfair.....	2006-07
Rasheed Wallace.....	2009-10
Troy Murphy.....	2010-11
Brandon Bass.....	2011-15

## 31

Tom Boswell.....	1975-78
*Cedric Maxwell.....	1977-85
(also wore #30)	
Fred Roberts.....	1986-88
Ron Grandison.....	1988-89
Xavier McDaniel.....	1992-94
Derek Strong.....	1994-95
Joe Johnson.....	2001-02
Mikki Moore.....	2002-03
(also wore #7)	

## 32\*

Steye Downing.....	1973-75
Ed Searcy.....	1975-76
Jeff Judkins.....	1978-80
*Kevin McHale.....	1980-93

## 33\*

Garfield Smith.....	1970-72
Ben Clyde.....	1974-75
Steve Kuberski.....	1975-78
(also wore #11)	
*Larry Bird.....	1979-92

## 34

Clyde Lovellette.....	1962-64
(also wore #4)	
Bob Nordmann.....	1964-65
Jim Ard.....	1974-77
Bob Bigelow.....	1977-78
(also wore #52)	
Dennis Awtrey.....	1978-79
Rick Carlisle.....	1984-87
Kevin Gamble.....	1988-94
Xavier McDaniel.....	1994-95
(also wore #31)	

Doug Smith.....	1995-96
Frank Brickowski.....	1996-97
Reggie Hanson.....	1997-98
Paul Pierce.....	1998-2013

## 35\*

Paul Silas.....	1972-76
Tom Barker.....	1978-79
Billy Knight.....	1978-79
Charles Bradley.....	1981-83
Sly Williams.....	1985-86
*Reggie Lewis.....	1987-93

## 36

Shaquille O'Neal.....	2010-11
Marcus Smart.....	2014-Present

## 38

Vitor Faverani.....	2013-15
Perry Jones III.....	2015-Present

## 40

Terry Duerod.....	1980-82
Carlos Clark.....	1983-85
Dino Radja.....	1993-97
Travis Knight.....	1997-98
Tony Battie.....	1998-99
(also wore #4)	
Calbert Cheaney.....	1999-00
Rick Brunson.....	2000-01
Joseph Forte.....	2001-02
Michael Finley.....	2009-10

## 41

Curtis Rowe.....	1976-79
Tony Massenburg.....	1991-92
Marcus Webb.....	1992-93
Stacey King.....	1996-97

## 41 CONT.

Eric Washington.....	1999-00
Bruno Sundov.....	2002-03
Michael Olowokandi.....	2006-07
James Posey.....	2007-08
Jarvis Varnado.....	2012-13
Kelly Olynyk.....	2013-Present

## 42

Don Chaney.....	1968-75 & 1977-80
(also wore #12)	
Jerome Anderson.....	1975-76
Bobby Wilson.....	1976-77
Chris Ford.....	1978-82
Mark Acres.....	1987-89
Dave Popson.....	1990-91
Joe Wolf.....	1992-93
Steve Hamer.....	1996-97
Kedrick Brown.....	2001-02
(also wore #5)	
Vin Baker.....	2002-04
Tony Allen.....	2004-10
Shavlik Randolph.....	2012-13, 2014-15
David Lee.....	2015-Present

## 43

Earl Tatum.....	1978-79
Gerald Henderson.....	1979-84
Conner Henry.....	1986-88
Derek Smith.....	1990-91
Lorenzo Williams.....	1992-93
Tony Harris.....	1993-95
Brett Szabo.....	1996-97
Chris Carr.....	2000-01
Grant Long.....	2002-03
Kendrick Perkins.....	2003-11
Kris Joseph.....	2012-13
Kris Humphries.....	2013-14

## 44

Paul Westphal.....	1972-75
Dave Bing.....	1977-78
Pete Maravich.....	1979-80
Danny Ainge.....	1981-89
Rick Fox.....	1991-97
Eric Riley.....	1998-99
Adrian Griffin.....	1999-01
Jin Welsh.....	2003-05
Brian Scalabrino.....	2005-10
Chris Wilcox.....	2011-13
Tyler Zeller.....	2014-Present

## 45

Frankie Sanders.....	1978-79
Eric Fernsten.....	1979-82
David Thordik.....	1985-87
Ramon Rivas.....	1988-89
Tony Dawson.....	1994-95
Andrew DeClercq.....	1997-99
Ruben Wolkowsky.....	2002-03
Raef LaFrentz.....	2003-06
Carlos Arroyo.....	2010-11
Gerald Wallace.....	2013-15

## 50

Greg Kite.....	1983-88
Matt Wenstrom.....	1993-94
Theo Ratliff.....	2006-07
Eddie House.....	2007-10
Ryan Hollins.....	2011-12
Joel Anthony.....	2013-14

## 51

Charles Claxton.....	1995-96
Todd Mundt.....	1995-96
Kevin Pinkney.....	2006-07
Keyon Dooling.....	2011-12

## 52

Norm Cook.....	1976-77
Bob Bigelow.....	1977-78
(also wore #34)	
Earl Williams.....	1978-79
Darren Tillis.....	1982-83
Stojko Vrankovic.....	1990-91
(also wore #11)	
Vitaly Potapenko.....	1998-02
Ernest Brown.....	2003-04
Chris Babb.....	2013-14, 2014-15

## 53

Rick Robey.....	1978-83
Artis Gilmore.....	1987-88
Joe Kleine.....	1988-93
Alton Lister.....	1995-97

## 54

Zaid Abdul Aziz (Don Smith).....	1977-78
Brad Lohaus.....	1987-89
Ed Pinckney.....	1988-94
Larry Sykes.....	1995-96
Rodney Rogers.....	2002

## 55

Acie Earl.....	1993-95
Eric Williams.....	1995-97 & 1999-03
John Thomas.....	1997-98
Zan Tabak.....	1997-98
Dwayne Schintzius.....	1998-99
Walcy Sczerbiak.....	2006-07
Luke Harangody.....	2010-11
E'Twaun Moore.....	2011-12
Terrence Williams.....	2012-13
Jordan Mickey.....	2015-Present

## 56

Brandon Hunter.....	2003-04
Sean Williams.....	2011-12

## 66

Scot Pollard.....	2007-08
-------------------	---------

## 70

Gigi Datome.....	2014-15
------------------	---------

## 77

Sasha Pavlovic.....	2010-11
---------------------	---------

## 86

Semih Erden.....	2010-11
Chris Johnson.....	2010-11

## 88

Antoine Walker.....	2004-05
(also wore #8)	

## 90

Amir Johnson.....	2015-Present
-------------------	--------------

## 93

P. J. Brown.....	2007-08
------------------	---------

## 98

Jason Collins.....	2012-13
--------------------	---------

## 99

Roy Rogers, Jr.....	1997-1998
Darko Milicic.....	2012-13
Jae Crowder.....	2014-Present

## 0

Eric Montross.....	1994-96
Julius Nwosu.....	1996-97
Marty Conlon.....	1996-97
(also wore #30)	
Walter McCarthy.....	1996-05
Orien Greene.....	2003-06
Leon Powe.....	2006-09
Oliver Lafayette.....	2009-10
Avery Bradley.....	2010-Present

## 00\*

*Robert Parish.....	1980-94
---------------------	---------

RND NAME..... PICK..... COLLEGE

### 1947

- Eddie Ehlers.....1.....Purdue
- Gene Stump.....DePaul
- Saul Mariaschin.....Harvard

### 1948

- George Hauptfuehrer.....Harvard

### 1949

- Tony Lavelli.....Yale
- George Kaftan.....Holy Cross
- Bill Tom.....Rice
- Ed Little.....Denver Junior College
- Bill Simpson.....Bates
- Bill Vandenburgh.....Washington
- Duane Klueh.....Indiana State
- Emerson Speicher.....Bowling Green
- Bill Weight.....Brigham Young
- Russ Washburn.....Colby

### 1950

- Charlie Share.....Bowling Green
- Chuck Cooper.....Duquesne
- Bob Donham.....Ohio State
- Ken Reeves.....Louisville
- Jack Shelton.....Oklahoma A & M
- Frank Mahoney.....Brown
- Dale Barnstable.....Kentucky
- Frank Oftring.....Holy Cross
- Bob Cope.....Montana State
- Matt Forman.....Holy Cross

### 1951

- Ernie Barrett.....Kansas State
- John Furlong.....Pepperdine
- Bill Garrett.....Indiana
- John Azary.....Columbia
- Bob Barnett.....Evansville
- Rip Gish.....Western Kentucky
- Jim Luisi.....St. Francis (N.Y.)
- Hugo Kapplar.....North Carolina State

### 1952

- Bill Stauffer.....Missouri
- Jim Iverson.....Kansas State
- J.C. Maze.....Southwest Texas State
- Bob Hedderick.....Canisius
- Don Johnson.....Oklahoma A & M
- Jim Buchanan.....Nebraska
- Fred Eyd.....Cornell
- Gordon Mungier.....Spring Hill
- Jim Dilling.....Holy Cross
- Gene Conley.....Washington State

\*(Selected after draft meeting)

RND NAME..... PICK..... COLLEGE

### 1953

- Frank Ramsey.....Kentucky
- Chet Noe.....Oregon
- Cliff Hagan.....Kentucky
- Earle Markey.....Holy Cross
- John Holup.....George Washington
- Vern Stokes.....St. Francis (NY)
- Lou Tsiropoulos.....Kentucky
- Ted Lallier.....Colby
- Lewis Gilcrease.....Southwest Texas
- Tom Lillis.....St. Louis
- Gil Reich.....Kansas
- Jim Doherty.....Whitworth

### 1954

- Togo Palazzi.....Holy Cross
- Dwight Morrison.....Idaho
- Henry Daubenschmidt.....St. Francis (NY)
- Ron Perry.....Holy Cross
- Troy Burrus.....West Texas
- Otto Krieghauser.....Washington (MO)
- Paul Estergaard.....Bradley
- Jim Young.....Santa Clara
- Tony Daukas.....Boston College
- Bill Johnson.....Nebraska

### 1955

- Jim Loscutt.....Oregon
- Dick Hemric.....Wake Forest
- Buzz Wilkinson.....Virginia
- Bart Leach.....Pennsylvania
- Bob Patterson.....Tulsa
- John Mahoney.....William and Mary
- John Moore.....UCLA
- Dean Parsons.....Washington
- Nick Romanoff.....College of Pacific
- Jim Ahearn.....Connecticut
- Carl Hartman.....Alderson-Broadbudd
- Mark Davis.....Marietta
- Henry Dooley.....Wiley
- Bob Scuddelari.....Cooper Union

### 1956

- Bill Russell.....2.....San Francisco
- \* Tom Heinsohn.....Holy Cross
- K.C. Jones.....San Francisco
- George Linn.....Alabama
- Dan Swartz.....Morehead
- Bill Logan.....Iowa
- Don Boldebeck.....Houston
- O'Neal Weaver.....Midwestern (TX)
- Vic Molodet.....North Carolina State
- Jim Houston.....Brandeis
- Theophileus Lloyd.....Maryland State

\* Territorial Choice

RND NAME..... PICK..... COLLEGE

## 1957

1. Sam Jones .....8.....North Carolina Central
2. Dick O'Neal .....16.....Texas Christian
3. Chuck Schramm .....24.....Western Illinois
4. Jim Ashmore .....32.....Mississippi State
5. Grady Wallace .....40.....South Carolina
6. Maurice King .....48.....Kansas
7. Dick Grott .....55.....Denver
8. Bill Von Weghe .....62.....Rhode Island
9. Joe Gibbon .....69.....Mississippi
10. Jack Butcher .....75.....Memphis State
11. Dick Neal .....78.....Indiana

## 1958

1. Ben Swain .....8.....Texas Southern
2. Jim Smith .....15.....Steubenville
3. Jim Cunningham .....23.....Fordham
4. Don Flora .....31.....Washington and Lee
5. Gene Brown .....39.....San Francisco
6. Dave Kelleher .....47.....Morehead
7. Rudy Finderson .....55.....Brandeis

## 1959

1. John Richter .....8.....North Carolina State
2. Gene Guarilia .....16.....George Washington
3. Ralph Crosthwaite .....24.....Eastern Kentucky
4. Ed Kazakovich .....32.....Scranton
5. Don Lange .....40.....William and Mary
6. Bob Cummings .....48.....Boston University

## 1960

1. Tom Sanders .....8.....New York University
2. Leroy Wright .....16.....College of Pacific
3. Mike Graney .....24.....Notre Dame
4. Sid Cohen .....32.....Kentucky
5. Wayne Lawrence .....40.....Texas A & M
6. George Newman .....48.....Kentucky

## 1961

1. Gary Phillips .....9.....Houston
2. Al Butler .....17.....Niagara
3. Bill Depp .....31.....Vanderbilt
4. Carl Cole .....39.....Eastern Kentucky
5. Bob DiStefano .....48.....North Carolina State
6. Ned Twyman .....57.....Duchesne
7. Mel Klein .....66.....Aberdeen State

## 1962

1. John Havlicek .....7.....Ohio State
2. Jack Foley .....16.....Holy Cross
3. Jim Hadnot .....25.....Providence
4. Roger Strickland .....34.....Jacksonville
5. Gary Daniels .....43.....Citadel
6. Jim Hooley .....52.....Boston College
7. Clyde Arnold .....60.....Duchesne
8. Chuck Chevalier .....69.....Boston College
9. Mike Gingsier .....78.....

Brown

RND NAME..... PICK..... COLLEGE

## 1963

1. Bill Green .....8.....Colorado State
3. Chuck Kriston .....26.....Valparaiso
4. Connie McGuire .....35.....Southeast Oklahoma
5. W.D. Stroud .....44.....Mississippi State
6. Vinnie Ernst .....53.....Providence
7. Herb McGee .....62.....Philadelphia Textile

## 1964

1. Mel Counts .....7.....Oregon State
2. Ron Bonham .....16.....Cincinnati
3. John Thompson .....25.....Providence
4. Joe Strawder .....34.....Bradley
5. Nick Werkman .....43.....Seton Hall
6. Laverne Tart .....52.....Bradley
7. Rich Falk .....61.....Northwestern
8. Jeff Blue .....70.....Butler
9. Charlie Kelley .....77.....West Virginia
10. Duane Corriveau .....84.....Clark

## 1965

1. Ollie Johnson .....7.....San Francisco
2. Ron Watts .....13.....Wake Forest
3. Toby Kimball .....22.....Connecticut
4. Richie Tarrant .....31.....St. Michael's
5. Don Davidson .....40.....Davidson
6. Hack Tison .....49.....Duke
7. George Deehan .....58.....Lenoir Rhyne

## 1966

1. Jim Barnett .....8.....Oregon
2. Leon Clark .....18.....Wyoming
3. Gary Turner .....28.....Texas Christian
4. John Austin .....38.....Boston College
6. Charlie Hunter .....58.....Oklahoma City
7. Gerry Ward .....67.....Maryland
8. Russ Gumina .....76.....San Francisco

## 1967

1. Mal Graham .....11.....New York University
4. Neville Shed .....40.....Texas—El Paso
5. Mike Redd .....52.....Kentucky Wesleyan
6. Ed Hummer .....64.....Princeton
7. Edgar Lacey .....76.....UCLA
8. Andy Anderson .....88.....Canisius
9. Henry Brown .....99.....Lowell Tech
10. Rick Weitzman .....110.....Northeastern
11. Joe Harrington .....120.....Maryland

RND NAME..... PICK..... COLLEGE

### 1968

1. Don Chaney ..... 12 ..... Houston
3. Garfield Smith ..... 32 ..... Eastern Kentucky
4. Rich Johnson ..... 46 ..... Grambling
5. Thad Jaracz ..... 60 ..... Kentucky
6. Jerry Newsome ..... 74 ..... Indiana State
7. Mike Lewis ..... 88 ..... Duke
8. Julius Keye ..... 102 ..... Alcorn A & M
9. Bill Butler ..... 116 ..... St. Bonaventure
10. Ivan Leschinsky ..... 130 ..... Long Island
11. Tom Neimeir ..... 143 ..... Evansville
12. Bill Langheld ..... 156 ..... Fordham
13. Art Stephenson ..... 168 ..... Rhode Island
14. Keith Hochstein ..... 179 ..... Holy Cross

### 1969

1. JoJo White ..... 9 ..... Kansas
3. Julius Keye ..... 38 ..... Alcorn A & M
4. Steve Kuberski ..... 52 ..... Bradley
5. George Thompson ..... 66 ..... Marquette
6. Dolph Puliam ..... 80 ..... Drake
7. Jim Johnson ..... 94 ..... Wisconsin
8. Bob Whitmore ..... 108 ..... Notre Dame
9. Gordon Smith ..... 122 ..... Cincinnati
10. Jim Picka ..... 136 ..... High Point
11. Larry Frinston ..... 150 ..... Kenyon
12. Rod Forbes ..... 163 ..... Boston State
13. Billy Evans ..... 175 ..... Boston College

### 1970

1. Dave Cowens ..... 4 ..... Florida State
2. Rex Morgan ..... 21 ..... Jacksonville
3. Willie Williams ..... 38 ..... Florida State
4. John McKinney ..... 55 ..... Norfolk State
5. Tom Carter ..... 72 ..... Paul Quinn
6. Rod McIntyre ..... 89 ..... Jacksonville
7. Charlie Scott ..... 106 ..... North Carolina
8. Bob Croft ..... 123 ..... Tennessee
9. Tom Little ..... 140 ..... Seattle
10. Mike Maloy ..... 157 ..... Davidson

### 1971

1. Clarence Glover ..... 10 ..... Western Kentucky
2. Jim Rose ..... 28 ..... Western Kentucky
3. Dave Robisch ..... 44 ..... Kansas
4. Randy Denton ..... 61 ..... Duke
6. Thorpe Webber ..... 95 ..... Vanderbilt
7. Skip Young ..... 112 ..... Florida State
8. John Ribock ..... 129 ..... South Carolina
9. Ray Green ..... 145 ..... California State (Pa.)
10. Dave Dover ..... 161 ..... Harvard
11. Reggie Brooks ..... 176 ..... NH College
12. Alan Dalton ..... 189 ..... Suffolk
13. Leroy Chalk ..... 201 ..... Nebraska

RND NAME..... PICK..... COLLEGE

### 1972

1. Paul Westphal ..... 10 ..... Southern California
2. Dennis Wuycik ..... 27 ..... North Carolina
3. Wayne Grabiec ..... 44 ..... Michigan
4. Nate Stephens ..... 61 ..... Long Beach
5. Bryan Adrian ..... 77 ..... Davidson
6. Doug Holcomb ..... 94 ..... Memphis State
7. Steve Previs ..... 111 ..... North Carolina
8. Sam McCarney ..... 127 ..... Oral Roberts
10. Marty Hunt ..... 154 ..... Kenyon
11. Mark Minor ..... 165 ..... Ohio State
12. Phil Stephens ..... 173 ..... South Carolina State

### 1973

1. Steve Downing ..... 17 ..... Indiana
2. Phil Hankinson ..... 35 ..... Pennsylvania
3. Martinez Denmon ..... 52 ..... Iowa State
4. Richard Fuqua ..... 69 ..... Oral Roberts
5. Byron Jones ..... 86 ..... San Francisco
6. Joe Cafferky ..... 103 ..... North Carolina State
7. Mike Stewart ..... 120 ..... Santa Clara
8. Robert White ..... 137 ..... Sam Houston
9. Corky Taylor ..... 151 ..... Minnesota
10. Steve Turner ..... 165 ..... Vanderbilt
11. Ed Hastings ..... 174 ..... Villanova
12. Bruce Winkler ..... 182 ..... Santa Clara
13. Scott Koelzer ..... 188 ..... Montana State
14. Rick Williams ..... 193 ..... Iowa
15. James Gilchrist ..... 198 ..... Florida Southern
16. Sam Barber ..... 202 ..... Bethune Cookman
17. Lamont King ..... 206 ..... Long Beach State
18. Peter Gavitt ..... 208 ..... Maine
19. Tom Austin ..... 210 ..... Massachusetts

### 1974

1. Glenn McDonald ..... 17 ..... Long Beach State
2. Kevin Stacom ..... 35 ..... Providence
3. Roscoe Pondexter ..... 53 ..... Long Beach State
4. Lerman Battle ..... 71 ..... Fairmont State
5. Ben Clyde ..... 89 ..... Florida State
6. Gene Harmon ..... 107 ..... Creighton
7. Ron Brown ..... 125 ..... Penn State
8. Richard Wallace ..... 143 ..... Georgia Southern
9. Al Skinner ..... 160 ..... Massachusetts
10. Phil Rodgers ..... 177 ..... Fairfield

### 1975

1. Tom Boswell ..... 17 ..... South Carolina
3. Jerome Anderson ..... 53 ..... West Virginia
4. Cyrus Mann ..... 72 ..... Illinois State
5. Darrell Brown ..... 89 ..... Fordham
6. Rick Coleman ..... 108 ..... Jacksonville
7. Al Boswell ..... 125 ..... Oral Roberts
8. Roger Morningstar ..... 144 ..... Kansas
9. Robert Rhodes ..... 159 ..... Albany State
10. Bill Endicott ..... 174 ..... Massachusetts



RND NAME..... PICK..... COLLEGE

## 1976

1. Norm Cook.....16.....Kansas
3. Jerrel Fort.....51.....Nebraska
4. Lewis Linder.....67.....Kentucky State
5. Lewis McKinney.....85.....St. Louis
6. Art Collins.....103.....Biscayne
7. Ralph Drollinger.....121.....UCLA
8. John Clark.....139.....Northeastern
9. Bill Collins.....157.....Boston College
10. Otho Tucker.....175.....Illinois

## 1977

1. Cedric Maxwell.....12.....UNC-Charlotte
3. Skip Brown.....56.....Wake Forest
4. Jeff Cummings.....78.....Tulane
5. Bill Langloh.....100.....Virginia
6. Ray Pace.....122.....Rutgers—Camden
7. Dave Kyle.....142.....Cleveland State
8. Tom Harris.....161.....Bowling Green

## 1978

1. Larry Bird.....6.....Indiana State
1. Freeman Williams.....8.....Portland State
2. Jeff Judkins.....30.....Utah
3. Dana Skinner.....50.....Merrimack
4. Dave Nelson.....72.....Bloomfield (N.J.)
5. Greg Tynes.....94.....Seton Hall
6. Dave Winey.....116.....Minnesota
7. Steve Balkun.....137.....Fairfield
8. Kim Fisher.....156.....Fairfield
9. Les Anderson.....173.....George Washington
10. Walter Harrigan.....188.....Brandeis

## 1979

3. Wayne Kreklow.....53.....Drake
3. Ernesto Malcolm.....61.....Briardcliff
4. Nick Galis.....68.....Seton Hall
5. Jimmy Allen.....90.....New Haven
6. Marvin Delph.....110.....Arkansas
7. Steve Castellani.....130.....Virginia
8. Glen Sudhop.....149.....North Carolina State
9. Kevin Sinnett.....168.....Navy
10. Alton Byrd.....186.....Columbia

## 1980

1. Kevin McHale.....3.....Minnesota
2. Arnette Hallman.....46.....Purdue
3. Ron Perry Jr.....54.....Holy Cross
3. Donald Newman.....69.....Idaho
4. Kevin Hamilton.....92.....Iona
5. Rufus Harris.....115.....Maine
6. Ken Evans.....138.....Norfolk State
7. Les Henson.....160.....Virginia Tech
8. Steve Wright.....179.....Boston University
9. Brian Jung.....199.....Northwestern
10. John Nolan.....214.....Providence

RND NAME..... PICK..... COLLEGE

## 1981

1. Charles Bradley.....23.....Wyoming
2. Tracy Jackson.....25.....Notre Dame
2. Danny Ainge.....31.....Brigham Young
3. John Johnson.....69.....Michigan
4. Stanley Williams.....91.....LaSalle
5. Glen Grunwald.....115.....Indiana
6. Steve Waite.....137.....Iowa
7. Tom Seaman.....161.....Holy Cross
8. George Morrow.....182.....Creighton
9. Greg McCray.....203.....Va. Comm.
10. Ken Matthews.....222.....No. Car. St.

## 1982

1. Darren Tillis.....23.....Cleveland State
2. Tony Guy.....46.....Kansas
3. Perry Moss.....69.....Northeastern
4. Greg Stewart.....92.....Tulsa
5. William Brown.....115.....St. Peter's
6. John Schweitz.....138.....Richmond
7. Phil Collins.....161.....West Virginia
8. Ed Spriggs.....184.....Georgetown
9. Panayoti Giannakis.....205.....Hellenic
10. Landon Turner.....225.....Indiana

## 1983

1. Greg Kite.....21.....Brigham Young
3. Winfred King.....52.....E. Tenn. St.
3. Craig Robinson.....68.....Virginia
4. Carlos Clark.....91.....Mississippi
5. Rob Reitz.....114.....Stonehill
6. Paul Atkins.....137.....Dallas Baptist
7. Ron Jackson.....160.....Providence
8. Trent Johnson.....183.....Pittsburgh
9. John Rice.....205.....UMass-Boston
10. Andy Kupec.....226.....Bentley

## 1984

1. Michael Young.....24.....Houston
2. Ronnie Williams.....47.....Florida
3. Rick Carlisle.....70.....Virginia
4. Kevin Mullin.....93.....Princeton
5. Todd Orlando.....116.....Bentley
6. Steve Carfino.....139.....Iowa
7. Mark VanValkenburg.....162.....Fram. State
8. Champ Godboldt.....184.....Holy Cross
9. Joe Dickson.....206.....Merrimack
10. Dan Trant.....228.....Clark

## 1985

1. Sam Vincent.....20.....Michigan State
3. Andre Battle.....70.....Loyola (IL)
4. Cliff Webber.....93.....Liberty Baptist
5. Albert Butts.....116.....LaSalle
6. Ralph Lewis.....139.....LaSalle
7. Chris Remley.....162.....Rutgers

RND NAME..... PICK..... COLLEGE

### 1986

1. Len Bias.....2.....Maryland
4. Tony Benford.....93.....Texas Tech
5. Dave Colbert.....116.....Dayton
6. Greg Wendt.....139.....Detroit
7. Tom Ivey.....162.....Boston U.

### 1987

1. Reggie Lewis.....22.....Northeastern
2. Brad Lohaus.....45.....Iowa
4. Tom Sheehy.....70.....Virginia
4. Darryl Kennedy.....91.....Oklahoma
5. David Butler.....114.....California
6. Tim Naegeli.....137.....Wisc-Stevens Point
7. Gerry Corcoran.....160.....Northeastern

### 1988

1. Brian Shaw.....24.....UCSB
3. Gerald Paddio.....74.....UNLV

### 1989

1. Michael Smith.....13.....Brigham Young
2. Dino Radja.....40.....Croatia

### 1990

1. Dee Brown.....19.....Jacksonville

### 1991

1. Rick Fox.....24.....North Carolina

### 1992

1. Jon Barry.....21.....Georgia Tech
2. Darren Morningstar.....47.....Pittsburgh

### 1993

1. Acie Earl.....19.....Iowa

### 1994

1. Eric Montross.....8.....North Carolina
2. Andrei Fetisov.....36.....Forum Valladolid

### 1995

1. Eric Williams.....14.....Providence
2. Junior Burrough.....33.....Virginia

### 1996

1. Antoine Walker.....6.....Kentucky
2. Steve Hamer.....38.....Tennessee

### 1997

1. Chauncey Billups.....3.....Colorado
1. Ron Mercer.....6.....Kentucky
2. Ben Pepper.....56.....Newcastle Falcons (NBL)

### 1998

1. Paul Pierce.....10.....Kansas

### 1999

2. Kris Clack.....55.....Texas

RND NAME..... PICK..... COLLEGE

### 2000

1. Jerome Moiso.....11.....UCLA
2. Josip Sesar\*.....49.....Cibona Zagreb

\*originally selected by Seattle, acquired in draft day trade

### 2001

1. Joe Johnson.....10.....Arkansas
1. Kedrick Brown.....11.....Okaloosa-Walton CC
1. Joseph Forte.....21.....North Carolina

### 2002

2. Darius Songaila.....50.....Wake Forest

### 2003

1. Troy Bell.....16.....Boston College\*
1. Dahntay Jones.....20.....Duke\*
2. Brandon Hunter.....56.....Ohio University

\* Picks traded on Draft Night to the Memphis Grizzlies for Marcus Banks (selected 11<sup>th</sup>) & Kendrick Perkins (selected 27<sup>th</sup>).

### 2004

1. Al Jefferson.....15.....Prentiss H.S. (MS)
1. Delonte West.....24.....St. Josephs
1. Tony Allen.....25.....Oklahoma State
2. Justin Reed.....40.....Mississippi

### 2005

1. Gerald Green.....18.....Gulf Shores Academy (TX)
2. Ryan Gomes.....50.....Providence
2. Orien Greene.....53.....Louisiana-Lafayette

### 2006

1. Rajon Rondo.....21.....Kentucky\*
2. Leon Powe.....49.....California\*

\* Picks acquired on Draft Night, Rondo from the Phoenix Suns and Powe from the Denver Nuggets.

### 2007

1. Jeff Green.....5.....Georgetown\*
2. Gabe Pruitt.....32.....Southern California

\* Draft rights traded with Wally Szczerbiak and Delonte West to the Seattle Supersonics in exchange for Ray Allen and the draft rights to Glen Davis (selected 35<sup>th</sup>).

### 2008

1. J.R. Giddens.....30.....New Mexico
2. Bill Walker.....47.....Kansas State\*
2. Semih Erden.....60.....Turkey

\* Pick acquired draft night from Washington.

### 2009

2. Lester Hudson.....58.....Tennessee-Martin

### 2010

1. Avery Bradley.....19.....Texas
2. Luke Harangody.....52.....Notre Dame

RND NAME..... PICK..... COLLEGE

**2011**

1. MarShon Brooks ..... 25 ..... Providence\*
  2. E'Twaun Moore ..... 55 ..... Purdue
- \* Draft rights traded to New Jersey in exchange for the draft rights to Jaljuan Johnson (selected 27<sup>th</sup>).

**2012**

1. Jared Sullinger ..... 21 ..... Ohio State
1. Fab Melo ..... 22 ..... Syracuse
2. Kris Joseph ..... 51 ..... Syracuse

**2013**

1. Lucas Nogueira ..... 16 ..... Brazil\*
  2. Colton Iverson ..... 53 ..... Colorado State\*\*
- \* Draft rights traded to Dallas along with two future second round picks in exchange for the draft rights to Kelly Olynyk (selected 13<sup>th</sup>).
- \*\* Draft rights acquired from Indiana in exchange for cash considerations.

**2014**

1. Marcus Smart ..... 6 ..... Oklahoma State
2. James Young ..... 17 ..... Kentucky

**2015**

1. Terry Rozier ..... 16 ..... Louisville
1. R.J. Hunter ..... 28 ..... Georgia State
2. Jordan Mickey ..... 33 ..... Louisiana State
2. Marcus Thornton ..... 45 ..... William & Mary

# A NEW BENCH MARK

Look for Putnam on the sidelines  
as the Celtics go for Banner 18.



## PRESIDENTS

1946-63.....	Walter Brown
1963-65.....	Lou Pieri
1965-67.....	Jack Waldron
1967-68.....	Clarence Adams
1968-70.....	Jack Waldron
1970-97.....	Red Auerbach
1997-01.....	Rick Pitino
2001-07.....	Red Auerbach
2007-present.....	Rich Gotham

## GENERAL MANAGERS

1946-50.....	Walter Brown
1950-64.....	Walter Brown (Business Operations)/ Red Auerbach (Basketball Operations)
1964-84.....	Red Auerbach
1984-90.....	Jan Volk
1990-94.....	Dave Gavitt (Senior Executive VP)/ Jan Volk (GM)
1994-97.....	Jan Volk (GM)/M.L. Carr (Director of Basketball Operations)
1997-2007.....	Chris Wallace
2003-present.....	Danny Ainge (President of Basketball Operations)

## HEAD COACHES

1946-48.....	Honey Russell Released after 1947-48
1948-50.....	Doggie Julian Hired April 11, 1948; Resigned after 1949-50
1950-66.....	Red Auerbach Hired April 27, 1950; Announced resignation before 1965-66, effective after the 1966 playoffs
1966-69.....	Bill Russell Retired as player/coach after 1968-69 season
1969-78.....	Tom Heinsohn Released January 3, 1978
1978.....	Tom Sanders Hired January 3, 1978; Released November, 1978
1978-79.....	Dave Cowens Relinquished coaching duties after 1978-79
1979-83.....	Bill Fitch Hired May 23, 1979; Resigned May 27, 1983
1983-88.....	K.C. Jones Hired June 7, 1983; Announced resignation on May 3, 1988, effective after the 1988 playoffs
1988-90.....	Jim Rodgers Released May 8, 1990
1990-95.....	Chris Ford Hired June 12, 1990; Released May 17, 1995
1995-97.....	M.L. Carr Hired June 20, 1995, Relinquished H.C. title April 30, 1997
1997-01.....	Rick Pitino Hired May 8, 1997 Resigned January 8, 2001 Jim O'Brien named Interim Head Coach
2001-2004.....	Jim O'Brien Named Head Coach April 24, 2001 Resigned January 27, 2004. John Carroll named Interim Head Coach
2004-13.....	Glenn "Doc" Rivers Hired April 29, 2004 Released from contract on June 25, 2013
2013-Present.....	Brad Stevens Hired July 3, 2013

## ASSISTANT COACHES

1946-48.....	Danny Silva
1948-50.....	Henry McCarthy
1949-50.....	Art Spector
1972-77.....	John Killilea
1977-78.....	Tom Sanders
1977-83.....	K.C. Jones
1978-79.....	Bob MacKinnon
1980-88.....	Jim Rodgers
1983-90.....	Chris Ford
1984-88.....	Ed Badger
1988-90.....	Lanny Van Eman
1990-96.....	Dan Casey
1990-94.....	Jon P. Jennings
1993-97.....	Dennis Johnson
1995-97.....	John Kuester
1997-98.....	Winston Bennett
1998-00.....	Andy Enfield
1997-01.....	Jim O'Brien
1997-04.....	John Carroll
1998-04.....	Lester Conner
2001-04.....	Dick Harter
2001-04.....	Frank Vogel
2002-04.....	Joe Gallagher
2004-06.....	Jim Brewer
2004-06.....	Paul Pressey
2004-05.....	Kevin Eastman
2006-13.....	Kevin Eastman
2004-07.....	Tony Brown
2004-13.....	Armond Hill
2004-07.....	Dave Wohl
2006-10.....	Clifford Ray
2007-10.....	Tom Thibodeau
2007-13.....	Mike Longabardi
2010-11.....	Roy Rogers
2010-11.....	Lawrence Frank
2011-present.....	Jamie Young
2011-13.....	Tyronn Lue
2012-present.....	Jay Larranaga
2013-14.....	Ron Adams
2013-present.....	Micah Shrewsbury
2013-present.....	Walter McCarty
2014-15.....	Darren Erman
2015-present.....	Jerome Allen

## TEAM CAPTAINS (SINCE 1950)

1950-63.....	Bob Cousy
1963-69.....	Bill Russell
1969-78.....	John Havlicek
1978-80.....	Dave Cowens
1980-92.....	Larry Bird
1992-95.....	Reggie Lewis
1993-94.....	Robert Parish
1994-95.....	Dee Brown and Dominique Wilkins
1995-96.....	Dee Brown
1996-97.....	Rick Fox
1997-98.....	Dee Brown, Pervis Ellison, Antoine Walker
1998-99.....	Antoine Walker
1999-00.....	Antoine Walker and Dana Barros
2000-03.....	Antoine Walker and Paul Pierce
2003-13.....	Paul Pierce
2014-15.....	Rajon Rondo

## BY YEAR

\* NBA Championships ..

YEAR	COACH	REGULAR SEASON		PLAYOFFS	
		W	L	W	L
1946-47	John (Honey) Russell	22	38	-	-
1947-48	John (Honey) Russell	20	28	1	2
1948-49	Alvin (Doggie) Julian	25	35	-	-
1949-50	Alvin (Doggie) Julian	22	46	-	-
1950-51	Arnold (Red) Auerbach	39	30	0	2
1951-52	Arnold (Red) Auerbach	39	27	1	2
1952-53	Arnold (Red) Auerbach	46	25	3	3
1953-54	Arnold (Red) Auerbach	42	30	2	4
1954-55	Arnold (Red) Auerbach	36	36	3	4
1955-56	Arnold (Red) Auerbach	39	33	1	2
* 1956-57	Arnold (Red) Auerbach	44	28	7	3
1957-58	Arnold (Red) Auerbach	49	23	6	5
* 1958-59	Arnold (Red) Auerbach	52	20	8	3
* 1959-60	Arnold (Red) Auerbach	59	16	8	5
* 1960-61	Arnold (Red) Auerbach	57	22	8	2
* 1961-62	Arnold (Red) Auerbach	60	20	8	6
* 1962-63	Arnold (Red) Auerbach	58	22	8	5
* 1963-64	Arnold (Red) Auerbach	59	21	8	2
* 1964-65	Arnold (Red) Auerbach	62	18	8	4
* 1965-66	Arnold (Red) Auerbach	54	26	11	6
1966-67	Bill Russell	60	21	4	5
* 1967-68	Bill Russell	54	28	12	7
* 1968-69	Bill Russell	48	34	12	6
1969-70	Tom Heinsohn	34	48	-	-
1970-71	Tom Heinsohn	44	38	-	-
1971-72	Tom Heinsohn	56	26	5	6
1972-73	Tom Heinsohn	68	14	7	6
* 1973-74	Tom Heinsohn	56	26	12	6
1974-75	Tom Heinsohn	60	22	6	5
* 1975-76	Tom Heinsohn	54	28	12	6
1976-77	Tom Heinsohn	44	38	5	4
1977-78	Tom Heinsohn	11	23	-	-
	Thomas (Satch) Sanders	21	27	-	-
1978-79	Thomas (Satch) Sanders	2	12	-	-
	Dave Cowens	27	41	-	-
1979-80	Bill Fitch	61	21	5	4
* 1980-81	Bill Fitch	62	20	12	5

YEAR	COACH	REGULAR SEASON		PLAYOFFS	
		W	L	W	L
1981-82	Bill Fitch	63	19	7	5
1982-83	Bill Fitch	56	26	2	5
* 1983-84	K.C. Jones	62	20	15	8
1984-85	K.C. Jones	63	19	13	8
* 1985-86	K.C. Jones	67	15	15	3
1986-87	K.C. Jones	59	23	13	10
1987-88	K.C. Jones	57	25	9	8
1988-89	Jim Rodgers	42	40	0	3
1989-90	Jim Rodgers	52	30	2	3
1990-91	Chris Ford	56	26	5	6
1991-92	Chris Ford	51	31	6	4
1992-93	Chris Ford	48	34	1	3
1993-94	Chris Ford	32	50	-	-
1994-95	Chris Ford	35	47	1	3
1995-96	M.L. Carr	33	49	-	-
1996-97	M.L. Carr	15	67	-	-
1997-98	Rick Pitino	36	46	-	-
1998-99	Rick Pitino	19	31	-	-
1999-00	Rick Pitino	35	47	-	-
2000-01	Rick Pitino	12	22	-	-
	Jim O'Brien	24	24	-	-
2001-02	Jim O'Brien	49	33	9	7
2002-03	Jim O'Brien	44	38	4	6
2003-04	Jim O'Brien	22	24	-	-
	John Carroll	14	22	0	4
2004-05	Glenn "Doc" Rivers	45	37	3	4
2005-06	Glenn "Doc" Rivers	33	49	0	0
2006-07	Glenn "Doc" Rivers	24	58	0	0
* 2007-08	Glenn "Doc" Rivers	66	16	16	10
2008-09	Glenn "Doc" Rivers	62	20	7	7
2009-10	Glenn "Doc" Rivers	50	32	15	9
2010-11	Glenn "Doc" Rivers	56	26	5	4
2011-12	Glenn "Doc" Rivers	39	27	11	9
2012-13	Glenn "Doc" Rivers	41	40	2	4
2013-14	Brad Stevens	25	57	-	-
2014-15	Brad Stevens	40	42	0	4
TOTALS	17 COACHES	3173	2223	344	257

## BY COACH

COACH	REGULAR SEASON		PLAYOFFS	
John Russell	42-66	(.389)	1-2	(.333)
Alvin Julian	47-81	(.367)	0-0	(.000)
Red Auerbach	795-397	(.667)	90-58	(.608)
Bill Russell	162-83	(.661)	28-18	(.609)
Tom Heinsohn	427-263	(.619)	47-33	(.588)
Tom Sanders	23-39	(.371)	0-0	(.000)
Dave Cowens	27-41	(.397)	0-0	(.000)
Bill Fitch	242-86	(.738)	26-19	(.578)
K.C. Jones	308-102	(.751)	65-37	(.637)
Jim Rodgers	94-70	(.573)	2-6	(.250)
Chris Ford	222-188	(.541)	13-16	(.448)
M.L. Carr	48-116	(.293)	0-0	(.000)
Rick Pitino	102-146	(.411)	0-0	(.000)
Jim O'Brien	139-119	(.538)	13-13	(.500)
John Carroll	14-22	(.388)	0-4	(.000)
Glenn "Doc" Rivers	416-305	(.577)	59-47	(.557)
Brad Stevens	65-99	(.396)	0-4	(.000)
TOTALS	3173-2223	(.588)	344-257	(.572)

YEAR	HOME	ROAD	NEUTRAL	TOTAL	PCT	POS	GA/GB
1946-47	14-16	8-22		22-38	.367	6	-27
1947-48	11-13	9-15		20-28	.417	3	-7
1948-49	17-12	7-20	1-3	25-35	.417	5	-13
1949-50	12-14	5-28	5-4	22-46	.324	6	-31
1950-51	26-6	9-22	4-2	39-30	.565	2	-25
1951-52	22-7	10-19	7-1	39-27	.591	2	-1
1952-53	21-3	11-18	14-4	46-25	.648	3	-15
1953-54	16-6	11-19	15-5	42-30	.583	2	-2
1954-55	20-5	5-22	11-9	36-36	.500	3	-7
1955-56	20-7	12-15	7-11	39-33	.542	2	-6
1956-57	27-4	12-19	5-5	44-28	.611	1	+6
1957-58	25-4	17-13	7-6	49-23	.681	1	+8
1958-59	26-4	13-15	13-1	52-20	.722	1	+12
1959-60	25-2	23-9	11-5	59-16	.787	1	+10
1960-61	21-7	24-11	12-4	57-22	.722	1	+11
1961-62	23-5	26-12	11-3	60-20	.750	1	+11
1962-63	25-5	21-16	12-1	58-22	.725	1	+10
1963-64	26-4	21-17	12-0	59-21	.738	1	+4
1964-65	27-3	27-11	8-4	62-18	.755	1	+14
1965-66	26-5	19-18	9-3	54-26	.675	2	-1
1966-67	27-4	25-11	8-6	60-21	.741	2	-8
1967-68	28-9	20-16	6-3	54-28	.659	2	-8
1968-69	24-12	21-19	3-3	48-34	.585	4	-9
1969-70	16-21	13-27	5-0	34-48	.415	6	-26
1970-71	25-14	18-22	1-2	44-38	.537	3	-8
1971-72	32-9	21-16	3-1	56-26	.683	1	+8
1972-73	33-6	32-8	3-0	68-14	.829	1	+11
1973-74	26-6	21-18	9-2	56-26	.683	1	+7
1974-75	28-13	32-9		60-22	.732	1	+11
1975-76	31-10	23-18		54-28	.659	1	+8
1976-77	28-13	16-25		44-38	.537	2	-6
1977-78	24-17	8-33		32-50	.390	3	-23
1978-79	21-20	8-33		29-53	.354	5	-25
1979-80	35-6	26-15		61-21	.744	1	+2
1980-81	35-6	27-14		62-20	.756	1	0
1981-82	35-6	28-13		63-19	.768	1	+5
1982-83	33-8	23-18		56-26	.683	2	-9
1983-84	33-8	29-12		62-20	.756	1	+10
1984-85	35-6	28-13		63-19	.768	1	+5
1985-86	40-1	27-14		67-15	.817	1	+13
1986-87	39-2	20-21		59-23	.720	1	+14
1987-88	36-5	21-20		57-25	.695	1	+19
1988-89	32-9	10-31		42-40	.512	3	-10
1989-90	30-11	22-19		52-30	.634	2	-1
1990-91	35-6	21-20		56-26	.683	1	+12
1991-92	34-7	17-24		51-31	.622	1	0
1992-93	28-13	20-21		48-34	.585	2	-12
1993-94	18-23	14-27		32-50	.390	5	-25
1994-95	20-21	15-26		35-47	.427	3	-22
1995-96	18-23	15-26		33-49	.402	5	-27
1996-97	11-30	4-37		15-67	.183	7	-46
1997-98	24-17	12-29		36-46	.439	6	-19
1998-99	10-15	9-16		19-31	.380	5	-14
1999-00	26-15	9-32		35-47	.427	5	-17
2000-01	20-21	16-25		36-46	.439	5	-20
2001-02	27-14	22-19		49-33	.598	2	-3
2002-03	25-16	19-22		44-38	.537	3	-5
2003-04	19-22	17-24		36-46	.439	4	-11
2004-05	27-14	18-23		45-37	.549	1	+2
2005-06	21-20	12-29		33-49	.400	3	-16
2006-07	12-29	12-29		24-58	.293	5	-23
2007-08	35-6	31-10		66-16	.805	1	+25
2008-09	35-6	27-14		62-20	.756	1	+21
2009-10	24-17	26-15		50-32	.610	1	+10
2010-11	33-8	23-18		56-26	.683	1	+14
2011-12	24-9	15-18		39-27	.591	1	+3
2012-13	27-13	14-27		41-40	.506	3	-12.5
2013-14	16-25	9-32		25-57	.305	4	-23
2014-15	20-21	19-22		40-42	.488	2	-9
<b>TOTALS</b>	<b>1745-765</b>	<b>1225-1371</b>	<b>202-88</b>	<b>3173-2223</b>			
	<b>(.695)</b>	<b>(.472)</b>	<b>(.697)</b>	<b>(.588)</b>			

SEASON	OCT	NOV	DEC	JAN	FEB	MARCH	APRIL	MAY	TOTAL
1946-47.....	0-0	2-10	3-10	8-5	4-6	5-7	0-0		22-38
1947-48.....	0-0	5-5	6-4	3-9	3-7	3-3	0-0		20-28
1948-49.....	0-0	5-8	5-6	3-12	6-5	6-4	0-0		25-35
1949-50.....	0-0	4-11	7-6	4-10	6-9	1-10	0-0		22-46
1950-51.....	0-0	10-7	7-6	9-5	9-6	4-6	0-0		39-30
1951-52.....	0-0	9-4	8-6	6-6	9-7	7-4	0-0		39-27
1952-53.....	1-0	8-5	10-6	10-9	10-3	7-2	0-0		46-25
1953-54.....	0-0	5-8	12-8	7-6	13-6	5-2	0-0		42-30
1954-55.....	0-2	5-5	8-7	12-6	7-10	4-6	0-0		36-36
1955-56.....	0-0	5-4	10-5	11-11	9-8	4-5	0-0		39-33
1956-57.....	1-0	10-3	9-7	11-6	10-7	3-5	0-0		44-28
1957-58.....	3-0	12-1	9-6	9-8	12-5	4-3	0-0		49-23
1958-59.....	0-1	10-4	13-4	13-4	13-4	3-3	0-0		52-20
1959-60.....	3-0	12-4	15-0	11-7	15-4	3-1	0-0		59-16
1960-61.....	2-1	12-2	10-8	14-5	12-5	7-1	0-0		57-22
1961-62.....	2-0	12-3	15-2	10-8	15-5	6-2	0-0		60-20
1962-63.....	4-1	11-4	9-5	14-6	13-5	7-1	0-0		58-22
1963-64.....	4-0	11-1	10-4	11-8	15-6	8-2	0-0		59-21
1964-65.....	8-0	8-5	15-2	15-2	11-4	5-5	0-0		62-18
1965-66.....	3-3	11-2	10-4	10-7	12-7	8-3	0-0		54-26
1966-67.....	4-1	11-3	12-4	13-4	10-5	10-4	0-0		60-21
1967-68.....	5-0	10-5	10-5	10-7	12-5	7-6	0-0		54-28
1968-69.....	4-2	11-4	7-6	12-6	7-9	7-7	0-0		48-34
1969-70.....	2-4	5-11	8-7	7-10	8-7	4-9	0-0		34-48
1970-71.....	5-5	8-5	9-7	8-9	8-8	6-4	0-0		44-38
1971-72.....	6-2	8-7	13-3	10-6	10-5	9-3	0-0		56-26
1972-73.....	9-0	9-3	11-3	12-3	12-4	15-1	0-0		68-14
1973-74.....	5-3	11-1	13-2	7-6	9-6	11-8	0-0		56-26
1974-75.....	3-4	8-6	10-3	13-1	10-4	13-4	3-0		60-22
1975-76.....	3-0	6-6	12-3	12-4	7-5	11-6	3-4		54-28
1976-77.....	4-0	6-8	7-7	6-11	8-4	9-6	4-2		44-38
1977-78.....	1-5	6-7	4-11	4-7	7-5	8-10	2-5		32-50
1978-79.....	1-6	4-10	8-5	5-10	7-5	3-12	1-5		29-53
1979-80.....	7-2	10-2	12-5	11-4	9-2	12-6	0-0		61-21
1980-81.....	6-3	9-4	14-1	14-2	8-5	11-5	0-0		62-20
1981-82.....	1-1	12-1	9-5	10-4	8-4	16-1	7-3		63-19
1982-83.....	2-0	11-3	9-5	13-2	6-5	8-8	7-3		56-26
1983-84.....	1-1	11-4	12-3	11-1	8-6	13-4	6-1		62-20
1984-85.....	2-0	11-1	13-5	11-3	10-3	12-3	4-4		63-19
1985-86.....	2-1	13-1	8-5	12-1	11-3	15-2	6-2		67-15
1986-87.....	1-0	9-4	10-5	13-2	9-4	11-5	6-3		59-23
1987-88.....	0-0	10-4	7-5	14-3	8-5	11-4	7-4		57-25
1988-89.....	0-0	8-7	5-7	7-8	6-7	11-4	5-7		42-40
1989-90.....	0-0	8-7	9-4	9-5	7-6	9-6	10-2		52-30
1990-91.....	0-0	12-2	11-3	9-6	9-4	11-5	4-6		56-26
1991-92.....	0-0	10-6	9-4	8-7	4-9	11-4	9-1		51-31
1992-93.....	0-0	5-8	7-9	10-4	7-4	13-3	6-6		48-34
1993-94.....	0-0	7-7	5-10	8-6	0-12	5-8	7-7		32-50
1994-95.....	0-0	7-6	4-11	5-9	6-6	6-11	7-4		35-47
1995-96.....	0-0	5-7	7-9	4-11	4-9	8-8	5-5		33-49
1996-97.....	0-0	4-10	2-11	4-11	1-13	2-14	2-8		15-67
1997-98.....	1-0	6-9	7-5	6-10	7-6	4-11	5-5		36-46
1998-99.....					6-5	4-14	9-9		19-31
1999-00.....	0-0	7-7	5-9	8-7	3-10	7-9	5-5	0-3	35-47
2000-01.....	0-0	7-8	5-10	7-8	6-6	8-7	3-7		36-46
2001-02.....	1-1	6-5	11-5	8-8	5-7	11-6	7-1		49-33
2002-03.....	0-2	10-3	9-7	7-8	7-5	7-9	4-4		44-38
2003-04.....	2-0	5-9	9-8	6-10	3-9	9-5	2-5		36-46
2004-05.....	0-0	5-8	8-8	8-8	8-4	9-5	7-4		45-37
2005-06.....	0-0	6-8	6-9	6-10	5-6	7-9	3-7		33-49
2006-07.....	0-0	5-9	5-10	2-14	3-9	7-8	2-8		24-58
2007-08.....	0-0	13-2	13-1	10-5	9-4	13-3	8-1		66-16
2008-09.....	2-0	14-2	12-3	11-4	8-4	9-6	6-1		62-20
2009-10.....	3-0	10-4	10-4	6-8	7-5	11-6	3-5		50-32
2010-11.....	2-1	11-3	11-3	12-4	7-4	9-7	4-4		56-26
2011-12.....			1-3	9-7	7-7	12-5	10-5		39-27
2012-13.....	0-1	9-6	5-9	8-7	8-4	8-8	3-5		41-40
2013-14.....	0-1	7-11	6-6	2-15	5-6	3-12	2-6		25-57
2014-15.....	1-0	3-10	7-8	5-11	7-4	10-8	7-1		40-42
<b>TOTALS.....</b>	<b>117-54</b>	<b>556-360</b>	<b>598-387</b>	<b>604-428</b>	<b>551-398</b>	<b>546-394</b>	<b>201-165</b>	<b>0-3</b>	<b>3173-2223</b>
	<b>(.684)</b>	<b>(.607)</b>	<b>(.607)</b>	<b>(.585)</b>	<b>(.581)</b>	<b>(.581)</b>	<b>(.549)</b>	<b>(.000)</b>	<b>(.588)</b>



SEASON	10	20	30	40	50	60	70	80	FINAL
1946-47	1-9	5-15	9-21	15-25	18-32	22-38			22-38
1947-48	5-5	11-9	14-16	15-25					20-28
1948-49	5-5	9-11	12-18	13-27	19-31	25-35			25-35
1949-50	3-7	6-14	11-19	18-32		21-39			22-46
1950-51	7-3	12-8	17-13	24-16	29-21	35-25			39-30
1951-52	8-2	13-7	19-11	24-16	28-22	35-25			39-27
1952-53	6-4	13-7	19-11	26-14	30-20	38-22	46-24		46-25
1953-54	4-6	9-11	15-15	23-17	26-24	33-27	40-30		42-30
1954-55	4-6	9-11	15-15	22-18	26-24	30-30	35-35		36-36
1955-56	6-4	11-9	18-12	24-16	28-22	33-27	38-32		39-33
1956-57	7-3	15-5	20-10	26-14	34-16	39-21	43-27		44-28
1957-58	10-0	18-2	24-6	28-12	35-15	42-18	48-22		49-23
1958-59	5-5	12-8	22-8	30-10	37-13	45-15	51-19		52-20
1959-60	9-1	16-4	26-4	32-8	39-11	47-13	55-15		59-16
1960-61	7-3	15-5	21-9	28-12	35-15	42-18	49-21		57-22
1961-62	9-1	17-3	26-4	33-7	38-12	44-16	52-18	60-20	60-20
1962-63	8-2	15-5	21-9	26-14	34-16	42-18	50-20	58-22	58-22
1963-64	9-1	18-2	25-5	31-9	37-13	44-16	51-19	59-21	59-21
1964-65	10-0	15-5	24-6	33-7	42-8	49-11	57-13	62-18	62-18
1965-66	7-3	14-6	22-8	28-12	34-16	41-19	47-23	54-26	54-26
1966-67	9-1	15-5	23-7	29-11	38-12	45-15	53-17	59-21	60-21
1967-68	9-1	15-5	23-7	28-12	34-16	41-19	48-22	54-26	54-28
1968-69	7-3	14-6	20-10	27-13	32-18	36-24	42-28	46-34	48-34
1969-70	3-7	6-14	11-19	17-23	20-30	26-34	30-40	33-47	34-48
1970-71	5-5	10-10	19-11	23-17	28-22	32-28	37-33	42-38	44-38
1971-72	8-2	13-7	18-12	27-13	34-16	42-18	47-23	54-26	56-26
1972-73	10-0	17-3	26-4	33-7	41-9	48-12	57-13	66-14	68-14
1973-74	7-3	16-4	24-6	31-9	37-13	43-17	48-22	56-24	56-26
1974-75	6-4	11-9	18-12	26-14	36-14	42-18	50-20	58-22	60-22
1975-76	5-5	13-7	21-9	28-12	35-15	40-20	48-22	53-27	54-28
1976-77	6-4	12-8	17-13	20-20	23-27	31-29	36-34	42-38	44-38
1977-78	2-8	7-13	10-20	14-26	19-31	23-37	29-41	31-49	32-50
1978-79	2-8	5-15	10-20	14-26	19-31	24-36	27-43	28-52	29-53
1979-80	8-2	16-4	23-7	30-10	37-13	45-15	53-17	60-20	61-21
1980-81	6-4	14-6	22-8	31-9	41-9	46-14	54-16	61-19	62-20
1981-82	9-1	16-4	23-7	30-10	36-14	45-15	55-15	62-18	63-19
1982-83	8-2	16-4	22-8	31-9	38-12	44-16	48-22	55-25	56-26
1983-84	9-1	14-6	23-7	31-9	39-11	45-15	52-18	61-19	62-20
1984-85	9-1	18-2	25-5	33-7	41-9	47-13	56-14	63-17	63-19
1985-86	8-2	17-3	23-7	32-8	41-9	49-11	57-13	65-15	67-15
1986-87	8-2	13-7	21-9	29-11	37-13	45-15	51-19	57-23	59-23
1987-88	8-2	12-8	21-9	29-11	35-15	41-19	49-21	57-23	57-25
1988-89	4-6	9-11	14-16	19-21	23-27	30-30	37-33	41-39	42-40
1989-90	6-4	11-9	18-12	24-16	30-20	35-25	42-28	50-30	52-30
1990-91	8-2	16-4	25-5	30-10	38-12	44-16	50-20	56-24	56-26
1991-92	5-5	14-6	19-11	25-15	29-21	34-26	40-30	49-31	51-31
1992-93	2-8	9-11	13-17	21-19	26-24	33-27	42-28	46-34	48-34
1993-94	6-4	10-10	12-18	17-23	20-30	22-38	26-44	31-49	32-50
1994-95	5-5	9-11	12-18	15-25	20-30	24-36	27-43	35-45	35-47
1995-96	4-6	10-10	13-17	15-25	19-31	22-38	27-43	32-48	33-49
1996-97	2-8	5-15	7-23	9-31	11-39	12-48	13-57	14-66	15-67
1997-98	5-5	9-11	16-14	18-22	23-27	29-31	31-39	35-45	36-46
1998-99	5-5	8-12	10-20	16-24	19-31	—	—	—	19-31
1999-00	6-4	10-10	13-17	19-21	22-28	25-35	30-40	33-47	35-47
2000-01	4-6	9-11	12-18	15-25	22-28	26-34	32-38	35-45	36-46
2001-02	5-5	13-7	19-11	24-16	29-21	33-27	39-31	47-33	49-33
2002-03	6-4	14-6	18-12	23-17	28-22	34-26	38-32	42-38	44-38
2003-04	5-5	8-12	15-15	20-20	22-28	24-36	31-39	34-45	36-46
2004-05	4-6	9-11	13-17	18-22	25-25	31-29	38-32	45-35	45-37
2005-06	4-6	8-12	12-18	16-24	19-31	25-35	29-41	32-48	33-49
2006-07	4-6	7-13	11-19	12-28	12-38	17-43	21-49	23-57	24-58
2007-08	9-1	18-2	27-3	33-7	41-9	48-12	55-15	64-16	66-16
2008-09	8-2	18-2	27-3	31-9	41-9	47-13	52-18	60-20	62-20
2009-10	8-2	16-4	23-7	27-13	32-18	39-21	45-25	50-30	50-32
2010-11	8-2	16-4	24-6	31-9	38-12	45-15	50-20	55-25	56-26
2011-12	4-6	10-10	15-15	21-19	28-22	35-25	—	—	39-27
2012-13	6-4	11-9	14-16	20-20	27-23	33-27	36-34	41-39	41-40
2013-14	4-6	8-12	13-17	14-26	17-33	20-40	23-47	25-55	25-57
2014-15	4-6	7-13	11-19	14-26	19-31	25-35	31-39	38-42	40-42

MOST WINS

0 LOSSES

1957-58 (14)  
1964-65 (11)  
1972-73 (10)

1 LOSS

1957-58 (15)  
1693-64 (15)  
1984-85 (15)  
1972-73 (14)

2 LOSSES

2008-09 (27)  
1963-64 (27)  
2007-08 (20)  
1957-58 (19)  
1984-85 (19)  
1972-73 (17)  
1985-86 (17)

3 LOSSES

2007-08 (29)  
2008-09 (27)  
1972-73 (26)  
1963-64 (23)  
1990-91 (23)  
1984-85 (22)  
1957-58 (20)

4 LOSSES

1959-60 (30)  
2007-08 (30)  
2008-09 (28)  
1972-73 (27)  
1963-64 (24)  
1957-58 (23)  
1961-62 (23)  
1984-85 (23)

5 LOSSES

1959-60 (30)  
2007-08 (30)  
2008-09 (29)  
1990-91 (29)  
1961-62 (28)  
1972-73 (28)  
1963-64 (26)  
1984-85 (26)

6 LOSSES

1984-85 (33)  
2007-08 (33)  
1959-60 (30)  
1961-62 (30)  
1972-73 (30)  
2008-09 (29)  
1973-74 (29)  
1990-91 (29)

## CELTICS INDIVIDUAL

### 50+ POINTS:

Paul Pierce (50) vs. Cleveland, February 15, 2006, in Boston's 109-103 loss in double overtime.

### 40+ POINTS:

Paul Pierce (45) at New York, April 17, 2012, a 118-110 New York win.

### 20+ REBOUNDS:

Kevin Garnett (20) at Indiana, December 7, 2008, in Boston's 122-117 win.

### 25+ REBOUNDS:

Robert Parish (25) vs. Sacramento, January 9, 1987, in Boston's 109-99 win.

### 17+ ASSISTS:

Rajon Rondo (19) at Atlanta, December 2 2014, in Atlanta's 109-105 win.

### 17+ ASSISTS AT HOME:

Rajon Rondo (18) vs. Detroit, March 9, 2014, in Boston's 118-111 win.

### 7+ STEALS:

Rajon Rondo (7) vs. Denver, November 14, 2008, in a 94-85 Denver win.

### TRIPLE-DOUBLE:

Evan Turner vs. Indiana, April 1, 2015 in Boston's 100-87 win (13 pts, 11 rebs, 12 asts).

### FOUR-POINT PLAY:

Ray Allen vs. Memphis, February 5, 2012 in a 98-80 Boston win.

### 20-20 GAME:

Kevin Garnett vs. Washington, November 2, 2007, (22 points, 20 rebounds) in a 103-83 Boston win.

### 40-20 GAME:

Larry Bird vs. Indiana, November 11, 1987 (42 points, 20 rebounds).

### 30-15 GAME:

Al Jefferson vs. Seattle, March 9, 2007 (32 points, 18 rebounds).

### 20-15 GAME:

Kevin Garnett vs. Denver, February 10, 2013 (20 points, 15 rebounds).

### BACK-TO-BACK 40+ SCORING GAMES:

Paul Pierce (42) at LA Lakers, March 15, 2001; (42) at Phoenix, March 15, 2001.

### COMPLETE GAME (48 MINUTES):

Ryan Gomes vs. Sacramento, January 19, 2007 in Sacramento 96-91 win.

### SCORED IN DOUBLE FIGURES EVERY GAME:

Paul Pierce in 79 of 79 games in 2005-06; Antoine Walker in 81 of 81 games in 2000-01; Kevin McHale in 78 of 78 games in 1988-89; Larry Bird in 82 of 82 games in 1985-86.

### HAD 100 REBOUNDS, 100 ASSISTS, 100 STEALS

AND 100 BLOCKED SHOTS IN A SEASON:  
Reggie Lewis 1991-92 (394 rebs, 185 ast, 125 steals, 105 blocks).

### TWO PLAYERS WITH 30+ POINTS:

Pierce (35), Szczербiak (35) on November 8, 2006, vs. Charlotte.

## CELTICS TEAM

### EVERY PLAYER SCORED IN DOUBLE FIGURES:

January 30, 1966 vs. New York, in Boston's 118-115 win (Russell 22, Sanders 18, S. Jones 16, Siegfried 15, Counts 13, Sauldsberry 13, Nelson 11, K. C. Jones 10).

### 40+ ASSISTS:

March 3, 1994 at Philadelphia (40), in Boston's 135-112 win.

### .600+ FIELD GOAL PERCENTAGE (GAME):

April 10, 2012 at Miami (.606, 43-for-71), in Boston's 115-107 win.

### 70+ POINTS SCORED IN A HALF:

November 3, 2014 at Dallas, in a 118-113 Dallas win (72 points: 38 3rd Q. and 34 4th Q.).

### 60+ REBOUNDS (GAME):

December 23, 2001 (61) vs. Memphis, in Boston's 85-80 win.

### 70+ REBOUNDS (GAME):

April 17, 1989 at Charlotte (73) in Boston's 113-108 (OT) win.

### FOUR 20+ SCORERS:

December 23, 2007 vs. Orlando, a 103-91 Celtics win (Pierce 24, Rondo 23, R. Allen 22, Garnett 21).

### FOUR 20+ SCORERS AT HOME:

December 23, 2007 vs. Orlando, a 103-91 Celtics win (Pierce 24, Rondo 23, R. Allen 22, Garnett 21).

## OPP. INDIVIDUAL

### 50+ POINTS:

Hakeem Olajuwon (51) at Houston, January 18, 1996, in Boston's 108-106 win.

### 40+ POINTS:

LeBron James (41) vs. Cleveland, November 14, 2014, in Cleveland's 122-121 win.

### 30-15 GAME:

Anthony Davis, at New Orleans, March 16, 2014, in New Orleans' 121-120 win, (40 points, 21 rebounds).

### 20-15 GAME:

Tristan Thompson at Boston, April 5, 2013, (29 points, 17 rebounds), 97-91 Cleveland win.

### 20+ REBOUNDS:

Andre Drummond (22) vs. Detroit, March 22, 2015, in Detroit's 105-97 win.

### 25+ REBOUNDS:

Ben Wallace (28) at Detroit, March 24, 2002, a 109-101 Detroit win.

### 17+ ASSISTS:

John Wall (17) at Washington, December 8, 2014, in Washington's 133-132 win.

### 7+ STEALS:

CJ Watson (7) vs. Golden State, December 28, 2009, a 103-99 Warriors win.

### TRIPLE-DOUBLE:

DeMarcus Cousins at Sacramento, December 30, 2013, (12 points, 10 rebs, 10 ast.) in Sacramento's 118-96 win.

### FOUR-POINT PLAY:

Steve Novak at New York, April 17, 2012 in a 118-110 New York win.

## OPP. TEAM

### EVERY PLAYER SCORED

### IN DOUBLE FIGURES:

March 9, 1973 at LA Lakers, in Boston's 119-111 win (West 28, Goodrich 25, McMillan 16, Chamberlain 11, Erickson 11, Bridges 10, Counts 10).

### 40+ ASSISTS:

December 28, 1996 at Sacramento (42), a 126-96 Sacramento win.

### .600+ FIELD GOAL

### PERCENTAGE (GAME):

December 15, 2003 vs. Minnesota (.628, 49-for-78), a 116-95 Minnesota win.

### 70+ POINTS SCORED IN A HALF:

April 17, 2012 at New York, in a 118-110 New York win (72 points: 32 1st Q. and 40 2nd Q.).

### 60+ REBOUNDS (GAME):

December 9, 2004 at Portland (62), in an 89-87 Portland win.

## ADDITIONAL INFO

### CELTICS WITH FOUR DOUBLE-FIGURE

### REBOUNDS:

April 17, 1989 at Charlotte, (Parish 22, Shaw 12, McHale 11, Lewis 10).

### OPPONENTS WITH FOUR DOUBLE-FIGURE

### REBOUNDS:

February 7, 2001 vs. Milwaukee, (Robinson 15, E. Johnson 14, Williams 10, Allen 10).

### BACK-TO-BACK OT GAMES:

March 4 and 6, 2012, vs. New York in a 115-111 win vs. Houston in a 97-92 win.

### BACK-TO-BACK-TO-BACK

### OT GAMES:

March 24, 27 and 29, 1994, at Washington in a 123-117 win; vs. Philadelphia in a 124-122 win and at Milwaukee in a 119-107 win.

### CONSECUTIVE BOSTON

### GARDEN SELLOUTS:

662 dating back to December, 1980... ends May 5, 1995 (vs. Orlando – last Garden game).

NO. FIRST LAST ENDED (OPP.) DATE

# WINS IN A SEASON

19	11/15/08	12/23/08	at LA Lakers	12/25/08
18	02/24/82	03/26/82	vs. Philadelphia	3/28/82
17	11/28/59	12/30/59	Cincinnati at Detroit	1/01/60
16	12/19/64	01/22/65	Phila. at Syracuse	1/23/65
14	03/11/86	04/04/86	at Philadelphia	4/06/86
14	10/22/57	11/27/57	New York at Phila.	1/28/58
13	01/08/86	02/05/86	at Sacramento	2/11/86
13	01/04/81	01/28/81	at Chicago	1/29/81
12	01/11/09	02/03/09	vs. LA Lakers	02/05/09
12	12/09/80	01/01/81	at Golden State	01/02/81
12	10/31/73	11/28/73	at Milwaukee	11/30/73

# LOSSES IN A SEASON

18	01/07/07	02/11/07	vs. Milwaukee	02/14/07
13	02/05/97	03/01/97	at Toronto	03/03/97
13	02/01/94	03/02/94	vs. LA Lakers	03/04/94
10	03/20/00	04/07/00	vs. Atlanta	04/10/00
10	03/19/97	04/09/97	vs. Cleveland	04/11/97
10	01/07/49	01/25/49	vs. Washington	01/28/49
8	03/04/97	03/16/97	vs. Milwaukee	03/17/97
8	03/27/79	04/07/79	vs. New Jersey	04/08/79
8	01/23/48	02/12/48	vs. Providence	02/13/48

# WINS AT HOME IN A SEASON

31	12/10/85	04/13/86	End of Season	
29	12/17/86	04/19/87	End of Season	
21	12/09/80	03/11/81	Ind. at Hartford	03/13/81

# LOSSES AT HOME IN A SEASON

13	12/20/06	02/09/07	Milwaukee	02/14/07
7	02/02/97	03/11/97	Milwaukee	03/17/97
7	12/15/93	01/14/94	Denver	01/16/94
6	03/21/99	04/04/99	Washington	04/07/99
6	03/19/97	04/06/97	Charlotte	04/11/97
6	01/07/49	01/25/49	Washington	01/28/49

# WINS ON ROAD IN A SEASON

13	12/05/64	01/20/65	Philadelphia	01/29/65
11	11/30/07	01/11/08	Washington	01/12/08
10	11/03/61	12/17/61	Los Angeles	12/19/61
10	10/28/60	12/05/60	Philadelphia	12/10/60
9	11/22/09	12/25/09	LA Clippers	12/27/09
9	03/02/82	04/02/82	Milwaukee	04/06/82

# LOSSES ON ROAD IN A SEASON

13	02/23/79	04/07/79	End of Season	
12	11/02/96	12/28/96	Denver	12/30/96
11	11/06/99	12/28/99	Denver	12/20/99
11	11/19/77	12/26/77	Milwaukee	12/29/77
11	11/22/49	01/08/50	Denver	01/10/50
10	03/04/97	04/12/97	Philadelphia	04/18/97
10	02/06/97	03/01/97	Toronto	03/03/97
9	12/21/04	01/22/05	Charlotte	01/25/05
9	03/02/09	03/23/09	Philadelphia	03/26/09
9	11/27/93	12/29/93	LA Clippers	12/30/93
9	01/20/55	03/12/55	End of Season	
9	11/28/51	01/03/52	Baltimore	01/05/52

NO. FIRST LAST ENDED (OPP.) DATE

# WINS VS. ONE TEAM

22	11/30/70	02/23/74	Buffalo at Prov.	02/27/74
20	02/27/80	03/20/89	vs. San Antonio	01/12/90
20	12/28/71	03/16/74	at Philadelphia	03/27/74
19	11/20/65	03/19/67	at New York	11/11/67
18	11/06/57	03/03/59	Minneapolis at Prov.	11/08/59
17	11/06/71	10/31/75	at Portland	01/03/76
17	11/01/58	10/22/60	Detroit at New York	11/15/60

# WINS AT HOME VS. ONE TEAM

26	02/02/79	03/06/88	Cleveland	11/22/88
24	04/11/84	04/08/92	New York	12/18/92
22	01/27/63	01/19/68	New York	02/05/68
20	11/06/81	03/11/88	Indiana	01/11/89
19	04/08/77	12/20/91	New Orleans/Utah	11/18/92
17	11/09/79	01/10/96	Kansas City/Sac.	02/26/97
16	11/11/55	02/26/60	Minneapolis/LAL	12/02/60
15	12/05/80	04/02/95	Dallas	01/05/96
15	04/10/83	04/19/88	Detroit	11/11/88

# WINS ON ROAD VS. ONE TEAM

12	04/02/82	03/14/86	Atlanta	11/22/86
11	03/04/80	02/14/90	San Antonio	12/08/90
11	03/20/80	12/15/82	Detroit	04/13/83
11	12/08/70	02/23/74	Buffalo	03/01/74
10	03/19/66	03/18/67	New York	11/11/67
10	02/22/59	01/05/61	Cincinnati	01/30/61

# LOSSES VS. ONE TEAM

21	04/08/93	01/19/98	New York	01/26/98
17	12/08/90	01/22/07	San Antonio	03/17/07
14	02/17/92	12/15/99	Utah	02/15/00
11	12/03/94	04/01/97	Chicago	10/31/97
11	10/11/69	02/28/71	Milwaukee	10/29/71
11	12/16/48	02/07/50	Chicago	Franchise Defunct
10	12/13/96	11/06/99	Indiana	11/22/99
9	12/13/96	12/08/00	Indiana	01/31/01
9	10/19/77	10/23/79	San Antonio	11/07/79

# LOSSES AT HOME VS. ONE TEAM

11	12/18/92	03/07/97	New York	01/26/98
9	01/08/97	01/22/07	San Antonio	02/10/08
8	01/18/93	04/01/97	Chicago	10/31/97
7	11/18/92	12/15/99	Utah	03/02/01
6	10/11/69	02/28/71	Milwaukee	10/29/71
6	02/22/48	02/07/50	Chicago	Franchise Defunct

# LOSSES ON ROAD VS. ONE TEAM

15	04/08/93	01/04/00	New York	12/21/00
15	03/09/49	01/31/54	Minneapolis	02/18/54
15	12/08/90	12/09/05	San Antonio	03/17/07
12	03/16/89	11/05/94	Indiana	03/04/95

## HOME

OPPONENT	LAST WIN	SCORE	STREAK	LAST LOSS	SCORE
Atlanta.....	02/11/15	89-88	+1	01/14/15	91-105
Brooklyn.....	10/29/14	121-105	-1	12/26/15	107-109
Charlotte.....	02/27/15	106-98	+1	01/05/15	95-104
Chicago.....	02/13/15	71-69	-3	01/16/15	103-119
Cleveland.....	04/12/15	117-78	+1	11/14/14	121-122
Dallas.....	12/12/12*	117-115	-2	01/02/15	101-119
Denver.....	02/04/15	104-100	+5	11/14/08	98-105
Detroit.....	12/03/14*	109-102	-1	03/22/15*	97-105
Golden State.....	03/01/13	94-86	-2	03/01/15	101-106
Houston.....	01/11/13	103-91	-2	01/30/15	87-93
Indiana.....	04/01/15	100-87	+2	03/01/14	97-102
LA Clippers.....	02/03/13	106-104	-2	03/29/15	106-119
LA Lakers.....	12/05/14	113-96	+1	01/17/14	104-107
Memphis.....	03/11/15	95-92	+1	11/27/13	93-100
Miami.....	03/19/14	101-96	-2	03/25/15	86-93
Milwaukee.....	12/03/13	108-100	-1	04/03/15	101-110
Minnesota.....	12/19/14	114-98	+9	03/06/05	97-99
New Orleans.....	01/12/15	108-100	+1	01/03/14	92-95
New York.....	02/25/15	115-94	+1	12/12/14	95-101
Oklahoma City.....	11/23/12	108-100	-2	11/12/14	94-109
Orlando.....	03/13/15	95-88	+9	02/07/10	89-96
Philadelphia.....	03/16/15	108-89	+2	04/04/14	102-111
Phoenix.....	01/09/13	87-79	-2	11/17/14	114-118
Portland.....	11/30/12	96-78	-2	11/23/14	88-94
Sacramento.....	12/31/14	106-84	+7	01/19/07	91-96
San Antonio.....	01/05/11	105-103	-4	11/30/14	89-111
Toronto.....	04/14/15	95-93	+1	11/07/14	107-110
Utah.....	03/04/15	85-84	+7	03/14/08	92-110
Washington.....	12/07/14	101-93	+1	04/16/14	102-118

## AWAY

OPPONENT	LAST WIN	SCORE	STREAK	LAST LOSS	SCORE
Atlanta.....	11/23/13	94-87	-2	12/2/14	105-109
Brooklyn.....	03/23/15	110-91	+2	03/21/14	98-114
Charlotte.....	03/30/15	116-104	+1	12/10/14	87-96
Chicago.....	11/08/14	106-101	-1	01/03/15*	104-109
Cleveland.....	04/10/14	99-90	+1	03/03/15	79-110
Dallas.....	03/20/10	102-93	-5	11/03/14	113-118
Denver.....	01/23/14	100-99	+1	01/07/14	98-129
Detroit.....	04/08/15	113-103	+1	04/05/14	111-115
Golden State.....	03/14/12	105-103	-3	01/25/15	111-114
Houston.....	03/19/10	94-87	-4	11/01/14	90-104
Indiana.....	03/06/13	83-81	-3	01/09/15*	103-107
LA Clippers.....	03/12/12	94-85	-3	01/19/15	93-102
LA Lakers.....	01/30/11	109-96	-4	02/22/15*	111-118
Memphis.....	11/13/10	116-110*	-3	11/21/14	100-117
Miami.....	03/09/15	100-90	+1	12/21/14	84-100
Milwaukee.....	04/15/15	105-100	+1	02/07/15	93-96
Minnesota.....	03/30/12	100-79	-3	01/28/15	98-110
New Orleans.....	03/06/15	104-98	+1	03/16/14*	120-121
New York.....	03/27/15	96-92	+2	02/28/14	88-114
Oklahoma City.....	11/07/10	92-83	-4	03/18/15	118-122
Orlando.....	11/08/13	91-89	-3	03/08/15	98-103
Philadelphia.....	02/05/14	114-108	+2	12/15/14	105-87
Phoenix.....	02/23/15	115-110	+1	02/19/14	94-100
Portland.....	01/22/15	90-89	+1	01/11/14	104-112
Sacramento.....	02/01/11	98-90	-4	02/20/15	101-109
San Antonio.....	03/31/11	107-97	-3	03/20/15	89-101
Toronto.....	02/06/13	99-95	+1	01/10/15	96-109
Utah.....	01/26/15	99-90	+1	02/24/14	98-110
Washington.....	01/22/14*	113-111	-3	12/27/14	88-101

\*Overtime game

OPPONENT	HOME	AWAY	NEUTRAL	TOTAL	ZOT	3OT
Atlanta.....	5-0.....	5-3.....	1-1.....	11-4.....	2-1 (hha).....	0-0
Brooklyn.....	2-2.....	3-1.....	0-0.....	5-3.....	1-0 (h).....	0-0
Charlotte.....	3-1.....	0-4.....	0-0.....	3-5.....	1-1 (ha).....	0-0
Chicago.....	4-2.....	2-2.....	0-0.....	6-4.....	2-0 (ha).....	0-0
Cleveland.....	2-1.....	1-2.....	0-0.....	3-3.....	0-1 (h).....	0-0
Dallas.....	1-0.....	1-0.....	0-0.....	2-0.....	1-0 (h).....	0-0
Denver.....	4-0.....	0-0.....	0-0.....	4-0.....	0-0.....	1-0 (h)
Detroit.....	5-3.....	4-4.....	1-1.....	10-8.....	2-0 (ah).....	0-0
Golden State.....	6-2.....	4-2.....	4-0.....	14-4.....	2-1.....	0-0
Houston.....	2-2.....	1-1.....	0-0.....	3-3.....	0-0.....	0-0
Indiana.....	0-1.....	4-4.....	0-0.....	4-5.....	0-0.....	0-0
LA Clippers.....	0-0.....	3-1.....	0-0.....	3-1.....	1-1 (aa).....	0-0
LA Lakers.....	5-1.....	1-5.....	1-1.....	7-7.....	0-1 (a).....	0-0
Memphis.....	0-0.....	2-0.....	0-0.....	2-0.....	0-0.....	1-0 (a)
Miami.....	4-0.....	1-0.....	0-0.....	5-0.....	2-0 (hh).....	0-0
Milwaukee.....	1-2.....	6-1.....	0-0.....	8-3.....	1-0 (a).....	0-0
Minnesota.....	1-1.....	1-0.....	0-0.....	2-1.....	2-0 (ah).....	0-0
New Orleans.....	0-0.....	0-1.....	0-0.....	0-1.....	0-0.....	0-0
New York.....	12-5.....	4-8.....	1-2.....	17-15.....	3-4.....	0-0
Orlando.....	5-1.....	2-1.....	0-0.....	7-2.....	2-0 (hh).....	0-0
Philadelphia.....	3-3.....	5-11.....	2-1.....	10-15.....	0-3 (aaa).....	0-1 (a)
Phoenix.....	1-1.....	2-0.....	0-0.....	3-1.....	0-0.....	0-0
Portland.....	2-2.....	3-0.....	0-0.....	5-2.....	1-0 (h).....	0-0
Sacramento.....	2-2.....	9-0.....	1-0.....	12-2.....	0-1 (h).....	0-0
San Antonio.....	0-0.....	0-0.....	0-0.....	0-0.....	0-0.....	0-0
Seattle.....	0-1.....	0-1.....	0-1.....	0-3.....	0-1 (h).....	0-0
Toronto.....	2-0.....	2-0.....	0-0.....	4-0.....	0-0.....	1-0 (h)
Utah.....	1-0.....	2-2.....	0-0.....	3-2.....	0-0.....	0-0
Washington.....	1-3.....	6-10.....	0-0.....	7-13.....	2-2 (haaa).....	0-0
Defunct.....	5-2.....	3-7.....	2-0.....	10-9.....	0-1 (a).....	1-0 (a)
<b>TOTALS.....</b>	<b>79-38.....</b>	<b>77-71.....</b>	<b>13-7.....</b>	<b>170-116.....</b>	<b>25-18.....</b>	<b>4-1</b>

(h) Home game, (a) Away game

## STREAKS

RECORD	STREAK	DATES
Most In A Season.....	9.....	1950-51 & 1953-54
Least In A Season.....	0.....	1978-79
Most Wins.....	7.....	1958-59
Least Wins.....	0.....	5 Times
Most Losses.....	5.....	1983-84 & 1995-96
Least Losses.....	0.....	10 Times
Most Wins, No Losses.....	6.....	1952-53
Most Losses, No Wins.....	4.....	1946-47 & 1947-48
Most Consecutive Wins.....	8.....	3 Times
Most Consecutive Losses.....	9.....	11/14/46-11/16/48
Most Consecutive OT Games.....	3.....	03/24/94-03/29/94

## OVERTIME

### EVERY OVERTIME GAME PLAYED AT HOME IN ONE SEASON:

Five Seasons.

2011-12, 2002-03, 1997-98, 1984-85, 1965-66.

### EVERY OVERTIME GAME PLAYED ON THE ROAD IN ONE SEASON:

Ten Seasons.

2007-08, 1999-00, 1989-90, 1982-83, 1981-82, 1974-75, 1969-70, 1967-68, 1962-63, 1957-58.

### LAST OPPONENT WITH TWO OR MORE OVERTIME GAMES IN THE SAME SEASON:

Atlanta Hawks, 2012-13 Season.

01/25/13 at Atlanta (Loss: 111-123)

03/08/05 vs. Atlanta (Win: 107-102)

### LAST CONSECUTIVE OVERTIME GAMES:

03/04/12 vs. New York (Win: 115-111)

03/06/12 vs. Houston (Win: 97-92)

### LAST THREE CONSECUTIVE

#### OVERTIME GAMES:

03/29/94 at Milwaukee (Win: 119-107)

03/27/94 vs. Philadelphia (Win: 124-122)

03/24/94 at Washington (Win: 123-117)

### SEASON OPENER OVERTIME

#### GAME (HOME):

11/04/88 vs. New York (Win: 122-115)

### SEASON OPENER OVERTIME

#### GAME (ROAD):

10/25/85 at New Jersey (Loss: 109-113)

10/25/58 at New York (Loss: 125-127)

### FIRST TWO GAMES OF SEASON

#### ARE OVERTIMES:

10/23/76 at Milwaukee (Win: 111-107)

10/21/76 at Indiana (Win: 129-122)

### NO OVERTIME:

The only opponent to never have played an overtime against the Celtics is the San Antonio Spurs

## DOUBLE OVERTIME

### LAST DOUBLE OVERTIME GAME:

01/27/13 vs. Miami (Win: 100-98)

### LAST CONSECUTIVE DOUBLE

#### OVERTIME GAMES:

01/25/13 at Atlanta (Loss: 111-123)

01/27/13 vs. Miami (Win: 100-98)

### LAST OPPONENT WITH TWO DOUBLE OVERTIME GAMES IN THE SAME SEASON:

New York, 1953-54 Season

01/17/54 at Boston (Loss: 84-87)

12/10/53 at New York (Win: 113-108)

### DOUBLE OVERTIME GAMES IN THE

#### SAME MONTH:

01/25/13 at Atlanta (Loss: 111-123)

01/27/13 vs. Miami (Win: 100-98)

03/04/07 vs. Minnesota (Win: 124-117)

03/28/07 vs. Orlando (Win: 105-96)

04/22/94 at Chicago (Win: 104-94)

04/15/94 vs. Orlando (Win: 113-110)

11/18/87 vs. New York (Win: 111-109)

11/07/87 at Washington (Win: 140-139)

03/25/84 at Philadelphia (Loss: 114-119)

03/09/84 at Milwaukee (Win: 129-128)

03/11/51 at Minneapolis (Loss: 96-98)

03/13/51 vs. Rochester (Loss: 107-111)

### MOST DOUBLE OVERTIME GAMES IN

#### ONE SEASON:

Four, 1950-51 Season.

03/13/51 vs. Rochester (Loss: 107-111)

03/11/51 at Minneapolis (Win: 96-98)

02/01/51 at Philadelphia (Loss: 80-82)

11/26/50 vs. New York (Win: 93-90)

## TRIPLE OVERTIME

### TRIPLE OVERTIME GAMES:

02/10/13 vs. Denver (Win: 118-114)

01/13/06 at Philadelphia (Loss: 124-125)

02/17/99 at Vancouver (Win: 131-129)

12/11/96 vs. Toronto (Win: 115-113)

02/22/54 vs. Baltimore (Worcester, MA) (Win: 111-110)

## CELTICS HIGHS

NO.	OPPONENT	DATE
173	vs. Minneapolis	02/27/59
153	vs. Baltimore	11/27/70
153	vs. Philadelphia	03/07/62
153	vs. Detroit at Providence	02/10/60
152*	vs. Portland	03/15/92
152	vs. Indiana	12/26/90
151	vs. Cincinnati	11/11/59
150	vs. Washington	11/25/92
150	vs. Detroit	12/24/60

\*Denotes Double-Overtime Period

## CELTICS LOWS

NO.	OPPONENT	DATE
43*	at Philadelphia	01/27/47
44*	at New York	12/08/46
46*	at Pittsburgh	12/02/46
46*	at Detroit	11/23/46
46*	at Detroit	11/09/46
62	vs. Milwaukee at Providence	02/27/55
66	vs. Detroit	01/31/03
66	vs. Miami	01/04/02
67	vs. Philadelphia	04/09/99
68	vs. Detroit	01/05/04
68	vs. Minnesota	03/24/99
69	at Washington	10/31/02
69	at Rochester	02/04/56
70	at Miami	12/27/02
70	vs. Miami	04/10/02
70	vs. Atlanta	04/14/99
70	at New York	11/04/97
71	vs. Chicago	02/13/13
71	at Philadelphia	03/07/12
71	vs. Phoenix	01/20/12
71	at Phoenix	01/28/11
71	vs. Indiana	02/26/03
71	vs. Indiana at Hartford	11/22/93
72	at Indiana	03/19/03
72	vs. Toronto	01/12/01
72	vs. Detroit	03/31/99
73	at Dallas	02/20/12
73	at Houston	12/06/05
73	vs. New Orleans	11/19/03
73	vs. Los Angeles	03/16/99
73	at Cleveland	03/14/96
73	at Cleveland	02/06/96

\*Denotes Shot-Clock Non-Existent

## OPPONENTS HIGHS

NO.	OPPONENT	DATE
160	at Detroit	03/09/79
150	at Philadelphia	03/06/70
149	at San Antonio	02/14/79
149	at Syracuse	01/19/63
149	at Syracuse	03/03/60
148*	Portland at Boston	03/15/92
147	Baltimore at Boston	03/17/68
146	at Atlanta	02/15/70
145	at Washington	04/04/79
145	vs. Syracuse at Providence	01/05/60

\*Denotes Double-Overtime Period

## OPPONENTS LOWS

NO.	OPPONENT	DATE
38*	Washington at Boston	01/16/47
43*	Pittsburgh at Boston	01/23/47
44*	at Pittsburgh	12/02/46
46*	at New York	01/25/47
48*	New York at Boston	02/06/47
49*	Toronto at Boston	11/16/46
56	Orlando at Boston	01/23/12
56	Milwaukee at Boston	03/13/11
57	vs. Milwaukee at Providence	02/27/55
58	Denver at Boston	01/24/03
59	Charlotte at Boston	10/28/09
59	New York at Boston	11/29/07
62	Boston at Charlotte	12/11/10
62	Miami at Boston	03/30/08
62	Miami at Boston	02/04/03
63	at Sacramento	12/28/08
64	Toronto at Boston	02/01/12
65	Philadelphia at Boston	03/28/04
65	New Orleans at Boston	03/12/03
65	Miami at Boston	04/10/02
65	Boston at Miami	11/15/88
66	Miami at Boston	04/24/12
67	Cleveland at Boston	02/08/95
69	Chicago at Boston	02/13/13
69	Boston at Sacramento	12/26/07
69	New Jersey at Boston	11/14/07
69	Indiana at Boston	02/26/03
69	Boston at Chicago	11/06/02
69	Boston at Toronto	12/02/01
70	New Jersey at Boston	01/04/12
70	Cleveland at Boston	12/02/07
70	Cleveland at Boston	03/20/02
71	Indiana at Boston	12/14/05
71	Boston at Detroit	03/15/03
71	Boston at Chicago	04/23/99
71	Cleveland at Boston	04/17/98
72	Boston at Indiana	04/07/12
72	Miami at Boston	04/01/12
72	LA Clippers at Boston	03/07/03
72	Washington at Boston	03/09/01
72	Boston at Cleveland	11/28/00
73	Toronto at Boston	01/18/12
73	Boston at New York	11/06/04
73	Cleveland at Boston	02/06/99
73	Boston at Washington	11/02/85

\*Denotes Shot-Clock Non-Existent

In the categories listed as Celtics Lows and Opponents Lows, there are additional figures in between the non-shot clock and shot-clock figures shown; thus, the Celtics 62 points vs. Milwaukee isn't to be interpreted as their sixth lowest scoring effort.

BIGGEST WINS BY TEAM			(VS. CURRENT FRANCHISES)	BIGGEST LOSSES BY TEAM		
MARGIN/SCORE	DATE	H/A	TEAM	MARGIN/SCORE	DATE	H/A
32/138-106	01/06/65	H	Atlanta	32/85-117	02/28/78	A
37/127-90	04/08/88	H	Brooklyn	36/81-117	12/25/02	A
37/116-79	10/31/79	A	Brooklyn			
33/92-59	10/28/09	H	Charlotte	26/74-100	03/12/13	A
30/137-107	03/20/88	H	Chicago	34/85-119	03/11/92	A
30/104-74	03/10/00	H	Chicago			
35/123-88	12/09/72	H	Cleveland	31/79-110	03/30/15	A
24/124-100	01/25/09	H	Dallas	26/82-108	03/29/02	A
38/114-76	02/23/09	A	Denver	29/98-127	01/06/79	A
44/150-106	12/24/60	H	Detroit	52/66-118	01/31/03	H
51/153-102	03/07/62	H	Golden State	38/106-144	12/31/70	H
39/142-103	11/10/71	A	Houston	35/84-119	02/18/93	A
31/133-102	11/05/86	H	Indiana	31/71-102	11/22/93	H*
31/125-94	01/25/85	H	Indiana			
35/119-84	01/09/89	H	LA Clippers	29/77-106	12/27/13	A
44/119-75	11/11/55	H	LA Lakers	37/104-141	02/11/68	H
33/131-98	01/31/96	H	Memphis	20/91-111	03/10/10	H
30/117-87	01/29/08	A	Miami	31/80-111	12/11/93	A
36/132-96	02/26/88	H	Milwaukee	36/88-124	11/07/92	A
33/115-82	02/05/95	H	Minnesota	25/85-110	01/30/06	A
28/93-65	03/12/03	H	New Orleans	19/78-97	12/28/11	A
45/104-59	11/29/07	H	New York	37/89-126	10/28/70	H
47/139-92	11/20/68	A	Oklahoma City	39/85-124	12/29/95	A
42/144-102	01/30/91	H	Orlando	35/87-122	03/28/00	A
37/124-87	12/20/87	H	Philadelphia	42/96-138	10/29/66	A
32/130-98	11/17/68	A	Phoenix	31/100-131	02/12/97	A
25/126-101	11/26/80	H	Portland	44/84-128	01/04/77	A
45/108-83	12/28/08	A	Sacramento	32/63-95	11/13/48	A
41/132-91	03/03/93	H	San Antonio	30/119-149	02/14/79	A
36/100-64	04/12/96	H	Toronto	31/94-125	04/20/97	H
42/132-90	02/24/82	H	Utah	20/89-109	02/16/87	A
46/153-107	11/27/70	H	Washington	45/69-114	10/31/02	A
*Hartford						
** Providence						

MARGINS OF VICTORY			
NO.	OPPONENT	DATE	SCORE
51	vs. Philadelphia	03/07/62	153-102
49	vs. San Francisco	03/09/69	138-89
48	at San Francisco	01/05/69	134-86
47	at Seattle	11/20/68	139-92
46	vs. Baltimore	11/27/70	153-107
45	at Sacramento	12/28/08	108-63
45	vs. New York	11/29/07	104-59
44	vs. Golden State	11/21/84	135-91
44	vs. Chicago	01/13/63	143-99
44	vs. Detroit	12/24/60	150-106
44	vs. Minneapolis	11/11/55	119-75
44	vs. Baltimore	01/11/53	131-87
42	vs. Orlando	01/30/91	144-102
42	vs. Utah	02/24/82	132-90
42	vs. Baltimore	01/23/52	117-75
41	at New York	12/08/13	114-73
41	vs. San Antonio	03/03/93	132-91
41	at Detroit	11/07/81	129-88

MARGINS OF DEFEAT			
52	vs. Detroit	01/31/03	66-118
45	at Washington	10/31/02	69-114
44	at Portland	01/04/77	84-128
43	at Detroit	03/09/79	117-160
42	at Washington	04/17/94	100-142
42	at Philadelphia	10/29/66	96-138
41	at Syracuse	03/03/60	108-149
40	at Baltimore	02/27/66	92-132
39	at Seattle	12/29/95	85-124
39	vs. Baltimore	01/09/70	103-142
38	vs. San Francisco	12/31/70	106-144
37	vs. New York	10/28/70	89-126
37	vs. Los Angeles	02/11/68	104-141
36	at New Jersey	12/25/02	81-117
36	at Milwaukee	11/07/92	88-124
35	at Orlando	03/28/00	87-122
35	at New York	02/01/94	79-114
35	at Houston	02/18/93	84-119
35	vs. Los Angeles	03/16/69	73-108
35	at Syracuse	11/18/59	103-138
35	at Washington	01/03/48	60-95
34	at Chicago	03/11/92	85-119
34	at Syracuse	12/13/53	74-108



## HOME ATTENDANCE

YEAR	GAMES	ATTENDANCE	AVERAGE
1946-47	30	108,240	3,608
1947-48	24	90,264	3,761
1948-49	29	144,275	4,975
1949-50	26	110,552	4,252
1950-51	32	197,888	6,184
1951-52	29	160,167	5,523
1952-53	24	161,808	6,742
1953-54	21	156,912	7,472
1954-55	25	175,675	7,027
1955-56	26	209,645	8,064
1956-57	25	262,918	10,517
1957-58	29	240,943	8,308
1958-59	30	244,642	8,165
1959-60	27	209,374	7,755
1960-61	28	201,569	7,199
1961-62	28	191,855	6,852
1962-63	30	262,581	8,753
1963-64	30	223,347	7,445
1964-65	30	246,529	8,318
1965-66	31	246,189	7,941
1966-67	31	322,690	10,409
1967-68	37	320,788	8,670
1968-69	36	322,130	8,948
1969-70	37	277,632	7,504
1970-71	39	313,768	8,045
1971-72	41	346,701	8,456
1972-73	39	423,234	10,852
1973-74	32	355,261	11,102
1974-75	34	452,421	13,307
1975-76	36	484,039	13,446
1976-77	35	453,672	12,962
1977-78	36	437,937	12,165
1978-79	41	417,926	10,193
1979-80	39	565,105	14,490
1980-81	36	536,883	14,913
1981-82	38	582,160	15,320
1982-83	38	582,160	15,320
1983-84	38	565,820	14,890
1984-85	38	565,820	14,890
1985-86	38	565,820	14,890
1986-87	38	565,820	14,890
1987-88	38	565,820	14,890
1988-89	38	565,820	14,890
1989-90	38	565,820	14,890
1990-91	38	565,820	14,890
1991-92	38	565,820	14,890
1992-93	38	565,820	14,890
1993-94	38	565,820	14,890
1994-95	38	565,820	14,890
1995-96	41	732,841	17,874
1996-97	41	664,022	16,196
1997-98	41	743,422	18,132
1998-99	25	440,602	17,624
1999-00	41	683,506	16,671
2000-01	41	629,201	16,437
2001-02	41	659,751	16,091
2002-03	41	709,049	17,294
2003-04	41	664,248	16,201
2004-05	41	656,081	16,002
2005-06	41	692,873	16,899
2006-07	41	690,576	16,843
2007-08	41	763,584	18,624
2008-09	41	763,584	18,624
2009-10	41	763,584	18,624
2010-11	41	763,584	18,624
2011-12	33	614,592	18,624
2012-13	40	744,960	18,624
2013-14	41	742,040	18,099
2014-15	41	721,350	17,594

CELTICS					OPPONENTS			
PLAYER	DATE	SITE	PTS	TEAM	PLAYER	DATE	SITE	PTS
Larry Bird	03/12/85	New Orleans	60	Atlanta	Dominique Wilkins	02/03/87	Atlanta	54
Paul Pierce	12/01/01	New Jersey	48	Brooklyn	Mike Newlin	12/16/79	New Jersey	52
Larry Bird	11/14/90	Boston	45	Charlotte	Glen Rice	03/06/97	Charlotte	48
Larry Bird	04/21/88	Boston	44	Chicago	Michael Jordan	11/09/88	Boston	52
Paul Pierce	02/15/06	Boston	50	Cleveland	Brad Daugherty	04/15/88	Cleveland	44
Larry Bird	03/10/86	Dallas	50	Dallas	Jim Jackson	12/15/94	Dallas	40
Paul Pierce	01/24/03	Boston	45	Denver	Kiki Vandeweghe	12/30/82	Denver	40
				Denver	Kiki Vandeweghe	02/05/82	Boston	40
Kevin McHale	03/03/85	Boston	56	Detroit	George Yardley	01/15/58	Boston	51
Larry Bird	01/02/88	Oakland	41	Golden State	Wilt Chamberlain	01/14/62	Boston	62
Larry Bird	03/17/85	Boston	48	Houston	Hakeem Olajuwon	01/18/96	Houston	51
Larry Bird	03/30/83	Boston	53	Indiana	Reggie Miller	02/26/96	Boston	39
John Havlicek	11/30/70	Philadelphia	38	LA Clippers	Bob McAdoo	02/22/74	Buffalo	52
Ed Macauley	03/06/53	Boston	46	LA Lakers	Elgin Baylor	11/08/59	Minneapolis	64
Antoine Walker	03/15/02	Memphis	38	Memphis	Bryant Reeves	01/15/98	Boston	41
Reggie Lewis	04/12/91	Boston	42	Miami	Alonzo Mourning	02/03/96	Miami	45
Larry Bird	04/12/85	Boston	47	Milwaukee	Kareem Abdul-Jabbar	12/10/71	Milwaukee	55
Paul Pierce	12/20/02	Minnesota	42	Minnesota	Tony Campbell	02/02/90	Minnesota	44
Paul Pierce	01/15/01	Minnesota	42	Minnesota				
Jeff Green	03/16/14	Boston	39	New Orleans	Anthony Davis	03/16/14	New Orleans	40
Larry Bird	04/12/87	Boston	47	New York	Patrick Ewing	03/24/90	New York	51
				New York	Richie Guerin	02/14/62	New York	51
Larry Bird	03/16/90	Orlando	46	Orlando	Tracy McGrady	01/16/04	Orlando	44
Tom Heinsohn	12/25/61	Syracuse	45	Philadelphia	Hal Greer	02/21/64	Philadelphia	50
Danny Ainge	12/09/88	Boston	45	Philadelphia	Dolph Schayes	02/01/59	Boston	50
Larry Bird	02/15/88	Phoenix	49	Phoenix	Shawn Marion	02/22/06	Phoenix	44
Larry Bird	03/15/92	Boston	49	Portland	Maurice Lucas	01/12/79	Boston	46
Antoine Walker	01/17/01	Sacramento	47	Sacramento	Jack Twyman	11/11/59	Boston	49
Robert Parish	02/17/81	San Antonio	40	San Antonio	George Gervin	02/17/81	San Antonio	49
Larry Bird	03/20/87	Boston	42	Oklahoma City	Bob Rule	12/26/69	Seattle	41
John Havlicek	02/06/72	Boston	42	Oklahoma City				
John Havlicek	12/26/69	Seattle	42	Oklahoma City				
Paul Pierce	01/12/09	Toronto	39	Toronto	Acie Earl	04/12/96	Boston	40
Larry Bird	12/20/89	Boston	40	Utah	Pete Maravich	01/18/77	New Orleans	44
Antoine Walker	01/07/98	Washington	49	Washington	Walt Bellamy	12/17/63	New York	45
Larry Bird	01/27/88	Boston	49	Washington				

# TEAM STATISTICAL LEADERS

# TRADITION

SEASON	PLAYERS (GAMES)	MINUTES	FG MADE	FT MADE	ASSISTS	REBOUNDS	POINTS	PPG
1946-47	C. Simmons, J. Simmons (60)	Unrecorded	C. Simmons 246	C. Simmons 128	C. Simmons 62	Unrecorded	C. Simmons 620	C. Simmons 10.3
1947-48	Riebe, Spector (48)	Unrecorded	Sadowski 308	Sadowski 194	Sadowski 74	Unrecorded	Sadowski 910	Sadowski 19.4
1948-49	Ehlers, Spector (59)	Unrecorded	Stump 193	Seminoff 129	Seminoff 229	Unrecorded	Ehlers 514	Ehlers 8.7
1949-50	Hertzberg (68)	Unrecorded	Hertzberg 275	Leede 223	Seminoff 249	Unrecorded	Hertzberg 695	Kinney 11.1
1950-51	Cousy (69)	Unrecorded	Macaulay 459	Macaulay 466	Cousy 341	Macaulay 616	Macaulay 1384	Macaulay 20.4
1951-52	Cousy, Macaulay, Donham, Cooper, Harris, Brannum (66)	Cousy 2,681	Cousy 512	Macaulay 496	Cousy 441	Harris 531	Cousy 1,433	Cousy 21.7
1952-53	Cousy, Sharman, Brannum, Donham (71)	Cousy 2,945	Cousy 464	Macaulay 500	Cousy 547	Macaulay 629	Cousy 1,407	Macaulay 20.3
1953-54	Cousy (72)	Cousy 2,857	Cousy 486	Macaulay 420	Cousy 518	Macaulay 571	Cousy 1,383	Cousy 19.2
1954-55	Barksdale (72)	Cousy 2,747	Cousy 522	Cousy 460	Cousy 557	Macaulay 600	Cousy 1,504	Cousy 21.2
1955-56	Sharman, Cousy, Barrett (72)	Cousy 2,767	Sharman 538	Cousy 476	Cousy 642	Nichols 625	Sharman 1,434	Sharman 19.9
1956-57	Heinsohn (72)	Sharman 2,403	Sharman 516	Sharman 381	Cousy 478	Russell 943	Sharman 1,413	Sharman 21.1
1957-58	Tsiropoulos, Phillip (70)	Russell 2,640	Sharman 550	Ramsey 385	Cousy 463	Russell 1,564	Sharman 1,402	Sharman 22.3
1958-59	Sharman, Sharman (72)	Russell 2,979	Sharman 562	Sharman 342	Cousy 557	Russell 1,612	Sharman 1,466	Sharman 20.4
1959-60	Heinsohn, Cousy (75)	Russell 3,146	Heinsohn 673	Cousy 319	Cousy 715	Russell 1,778	Heinsohn 1,629	Heinsohn 21.7
1960-61	Ramsey (79)	Russell 3,458	Heinsohn 627	Cousy 352	Cousy 587	Russell 1,868	Heinsohn 1,579	Heinsohn 21.3
1961-62	Sanders, K.C. Jones (80)	Russell 3,433	Heinsohn 692	Heinsohn 358	Cousy 584	Russell 1,790	Heinsohn 1,742	Heinsohn 22.1
1962-63	Havlicek, Sanders (80)	Russell 3,500	Sam Jones 621	Heinsohn 340	Cousy 515	Russell 1,843	Sam Jones 1,499	Sam Jones 19.7
1963-64	Havlicek, Sanders, K.C. Jones (80)	Russell 3,482	Havlicek 640	Havlicek 315	K.C. Jones 407	Russell 1,930	Havlicek 1,595	Havlicek 19.9
1964-65	Sam Jones, Sanders (80)	Russell 3,466	Sam Jones 821	Sam Jones 428	K.C. Jones 437	Russell 1,878	Sam Jones 2,070	Sam Jones 25.9
1965-66	K.C. Jones (80)	Russell 3,666	Sam Jones 626	Sam Jones 325	K.C. Jones 503	Russell 1,779	Sam Jones 1,577	Sam Jones 23.5
1966-67	Havlicek, Howell, Russell, Sanders (81)	Russell 3,297	Havlicek 684	Havlicek 365	Russell 472	Russell 1,700	Havlicek 1,733	Havlicek 21.4
1967-68	Havlicek, Howell, Nelson (82)	Russell 2,958	Havlicek 666	Havlicek 368	Havlicek 384	Russell 1,451	Havlicek 1,700	Sam Jones 21.3
1968-69	Havlicek, Sanders, Nelson (82)	Russell 3,291	Havlicek 692	Havlicek 387	Havlicek 441	Russell 1,484	Havlicek 1,771	Havlicek 21.6
1969-70	Nelson, Howell (82)	Havlicek 3,369	Havlicek 736	Havlicek 488	Havlicek 455	Havlicek 635	Havlicek 1,960	Havlicek 24.2
1970-71	Kuberski, Nelson (82)	Havlicek 3,678	Havlicek 892	Havlicek 554	Havlicek 607	Cowens 1,216	Havlicek 2,338	Havlicek 28.9
1971-72	Havlicek, Sanders, Nelson (82)	Havlicek 3,698	Havlicek 897	Havlicek 458	Havlicek 614	Cowens 1,203	Havlicek 2,252	Havlicek 27.5
1972-73	Cowens, White (82)	Cowens 3,425	Havlicek 766	Havlicek 370	Havlicek 529	Cowens 1,329	Havlicek 1,902	Havlicek 23.8
1973-74	White, Silas, Nelson, Westphal (82)	Cowens 3,352	Havlicek 685	Havlicek 346	White 448	Cowens 1,257	Havlicek 1,716	Havlicek 22.6
1974-75	Havlicek, White, Silas, Westphal, Chaney (82)	White 3,220	White 658	Havlicek 289	White 458	Silas 1,025	Havlicek 1,573	Cowens 20.4
1975-76	White, Scott (82)	White 3,257	White 670	Havlicek 281	White 445	Cowens 1,246	White 1,552	Cowens 19.0
1976-77	White, Wicks (82)	White 3,333	White 658	White 333	White 492	Wicks 824	White 1,609	White 19.6
1977-78	Havlicek (82)	Cowens 3,215	Cowens 598	Bing 244	Cowens 351	Cowens 1,078	Cowens 1,435	Cowens 18.6
1978-79	Judkins (81)	Maxwell 2,969	Ford 525	Maxwell 574	Ford 369	Maxwell 791	Maxwell 1,518	Maxwell 19.0
1979-80	Bird, Robey, Carr (82)	Bird 2,955	Bird 693	Maxwell 436	Archibald 671	Bird 852	Bird 1,745	Bird 21.3
1980-81	Bird, Parish, McHale, Robey, Henderson (82)	Bird 3,239	Bird 719	Maxwell 352	Archibald 618	Bird 895	Bird 1,741	Bird 21.2
1981-82	Maxwell, Henderson (82)	Bird 2,923	Bird 711	Maxwell 357	Archibald 541	Parish 866	Bird 1,761	Bird 22.9
1982-83	McHale, Henderson (82)	Bird 2,982	Bird 747	Bird 351	Bird 458	Bird 870	Bird 1,867	Bird 23.6
1983-84	McHale (82)	Bird 3,028	Bird 758	Bird 374	Bird 520	Parish 857	Bird 1,908	Bird 24.2
1984-85	Bird, Johnson (80)	Bird 3,161	Bird 918	Bird 403	Johnson 543	Bird 842	Bird 2,295	Bird 28.7
1985-86	Bird, Sichtung (82)	Bird 3,113	Bird 796	Bird 441	Bird 557	Bird 851	Bird 2,115	Bird 25.8
1986-87	Parish (80)	McHale 3,060	McHale 790	McHale 428	Johnson 594	Parish 851	Bird 2,076	Bird 28.1
1987-88	Ainge (81)	Ainge 3,018	Bird 881	Bird 415	Johnson 598	Bird 703	Bird 2,275	Bird 29.9
1988-89	Shaw (82)	McHale 2,876	McHale 661	McHale 436	Johnson, Shaw 472	Parish 996	McHale 1,758	McHale 22.5
1989-90	McHale (82)	McHale 3,944	Bird 718	McHale 393	Bird 562	Parish 796	Bird 1,820	Bird 24.3
1990-91	Gamble, Brown (82)	Lewis 2,878	Lewis 598	Lewis 281	Shaw 602	Parish 856	Lewis 1,478	Bird 19.4
1991-92	Gamble, Lewis (82)	Lewis 3,070	Lewis 703	Lewis 292	Bagley 480	Parish 705	Lewis 1,703	Lewis 20.8
1992-93	Gamble, McDaniel (82)	Lewis 3,144	Lewis 663	Lewis 326	Douglas 508	Parish 740	Lewis 1,666	Lewis 20.8
1993-94	McDaniel, Fox (82)	Brown 2,867	Radja 491	Radja 226	Douglas 683	Radja 577	Radja 1,208	Brown 15.5
1994-95	Brown (79)	Brown 2,792	Wilkins 496	Wilkins 266	Douglas 465	Radja 573	Wilkins 1,307	Wilkins 17.8
1995-96	Wesley (82)	Fox 2,588	Radja 426	Wesley 217	Wesley 390	Radja 522	Fox 1,157	Radja 19.7
1996-97	Walker (82)	Wesley 2,991	Walker 576	Williams 328	Wesley 537	Walker 741	Walker 1,435	Walker 17.5
1997-98	Walker, McCarty (82)	Walker 3,268	Walker 722	Walker 305	Anderson 345	Walker 836	Walker 1,840	Walker 22.4
1998-99	Barros, Battie, Putapenko (50)	Pierce 1,632	Mercer 305	Pierce 139	Barros 208	Walker 359	Pierce 791	Walker 18.7
1999-00	Walker, Anderson (82)	Walker 3,003	Walker 648	Pierce 359	Anderson 420	Walker 652	Walker 1,680	Walker 20.5
2000-01	Pierce (82)	Walker 3,396	Walker 711	Pierce 550	Walker 445	Walker 719	Pierce 2,071	Pierce 25.3
2001-02	Pierce (82)	Walker 3,406	Pierce 707	Pierce 520	Walker 407	Walker 714	Pierce 2,144	Pierce 26.1
2002-03	McCarty, E. Williams (82)	Walker 3,235	Pierce 663	Pierce 604	Walker 373	Pierce 578	Pierce 2,048	Pierce 25.9
2003-04	Blount (82)	Pierce 3,099	Pierce 602	Pierce 517	Pierce 410	Blount 589	Pierce 1,836	Pierce 23.0
2004-05	Blount, Davis, Pierce (82)	Pierce 3,560	Pierce 566	Pierce 549	Payton 469	LaFrentz 553	Pierce 1,769	Pierce 21.6
2005-06	LaFrentz (82)	Pierce 3,084	Pierce 689	Pierce 627	Pierce 375	Pierce 530	Pierce 2,116	Pierce 26.8
2006-07	Green (81)	Jefferson 2,319	Jefferson 453	Pierce 320	West 304	Jefferson 756	Pierce 1,173	Pierce 25.0
2007-08	Pierce (80)	Pierce 2,874	Pierce 504	Pierce 409	Rondo 393	Garrett 655	Pierce 1,570	Pierce 19.6
2008-09	Pierce, House (81)	Pierce 3,035	Pierce 540	Pierce 459	Rondo 659	Perkins 619	Pierce 1,658	Pierce 20.3
2009-10	Rondo (81)	Rondo 2,963	R. Allen 464	Pierce 369	Rondo 794	Perkins 595	R. Allen 1,304	Pierce 18.5
2010-11	Pierce, Allen (80)	Allen 2,890	Pierce 597	Pierce 386	Rondo 760	Garrett 631	Pierce 1,511	Pierce 18.9
2011-12	Bradley (64)	Pierce 2,075	Pierce 304	Pierce 293	Rondo 620	Garrett 494	Pierce 1,181	Pierce 19.4
2012-13	Bass, Green (81)	Pierce 2,575	Pierce 476	Pierce 333	Rondo 420	Garrett 530	Pierce 1,430	Pierce 18.6
2013-14	Bass, Green (82)	Green 2,805	Green 482	Green 283	Rondo 294	Sullinger 601	Green 1,382	Green 16.9
2014-15	Bass, Turner, Zeller (82)	Bradley 2,428	Bradley 434	Bass 169	Turner 449	Zeller 465	Bradley 1,071	Bradley 13.9

Points per game are based on minimum of 50 games played.

Each individual's top scoring efforts as Celtics are in green. Also, due to the lack of recorded information, players who scored 40, 41 or 42 points in 1966-67, 40 in 1967-68, and 40 in 1968-69 are not tabulated. Each asterisk (\*) denotes an overtime period.

### POINTS

TOTAL	PLAYER/OPPONENT	DATE	RESULT/SCORE
60	Larry Bird vs. Atlanta (at New Orleans)	03/12/85	W/126-115
56	Kevin McHale vs. Detroit	03/03/85	W/138-129
53	Larry Bird vs. Indiana	03/30/83	W/142-116
51	Sam Jones at Detroit	10/29/65	L/106-108
50	Paul Pierce vs. Cleveland	02/15/06	**L/109-113
50	Larry Bird vs. Atlanta	11/10/89	W/117-106
50	Larry Bird at Dallas	03/10/86	L/115-116
49	Antoine Walker at Washington	01/07/98	L/108-110
49	Larry Bird vs. Portland	03/15/92	** W/152-148
49	Larry Bird at Phoenix	02/15/88	W/107-106
49	Larry Bird vs. Washington	01/27/88	W/106-100
48	Paul Pierce at New Jersey	12/01/01	* W/105-98
48	Larry Bird vs. Houston	03/17/85	W/134-120
48	Larry Bird vs. Portland	01/27/85	W/128-127
48	Larry Bird vs. Atlanta	12/09/84	W/128-127
47	Antoine Walker at Sacramento	01/17/01	L/106-111
47	Larry Bird at Washington	11/07/87	** W/140-139
47	Larry Bird vs. New York	04/12/87	W/119-107
47	Larry Bird at Portland	02/14/86	* W/120-119
47	Larry Bird vs. Detroit	11/27/85	W/132-124
47	Larry Bird vs. Milwaukee	04/12/85	* L/113-115
46	Paul Pierce at New York	11/02/02	W/117-107
46	Larry Bird at Orlando	03/16/90	W/130-127
46	Bob Cousy vs. New York	02/07/60	L/135-142
46	Ed Macauley vs. Minneapolis	03/06/53	W/100-85
45	Paul Pierce vs. Denver	01/24/03	W/77-58
45	Larry Bird vs. Charlotte	11/14/90	W/135-126
45	Danny Ainge vs. Philadelphia	12/09/88	W/121-107
45	Larry Bird at Indiana	02/24/85	W/113-100
45	Larry Bird at Phoenix	02/13/80	L/134-135
45	Tom Heinsohn at Syracuse	12/25/61	W/127-122
44	Paul Pierce at New Jersey	03/22/01	W/113-98
44	Larry Bird vs. Chicago	04/21/88	W/126-119
44	Larry Bird vs. Portland	02/24/88	W/113-112
44	Larry Bird at Houston	02/09/88	L/120-129
44	Sam Jones at New York	02/13/65	L/113-123
44	Sam Jones at Syracuse	03/12/61	* W/136-134
44	Bill Sharman vs. New York	12/26/57	W/120-110
43	Jeff Green vs. Miami	03/18/13	L/103-105
43	Paul Pierce at New York	04/17/12	L/110-118
43	Paul Pierce at Seattle	12/26/05	L/111-118
43	Paul Pierce at Chicago	12/02/05	L/102-106
43	Antoine Walker vs. New Jersey	04/05/98	L/104-117
43	Dominique Wilkins at Houston	12/17/94	W/112-109
43	Larry Bird vs. Denver	12/05/90	W/148-140
43	Larry Bird vs. New Jersey	04/04/90	W/125-106
43	Larry Bird vs. Portland	02/25/87	W/122-116
43	Larry Bird vs. Cleveland (at Hartford)	03/18/86	W/126-96
43	John Havlicek vs. Milwaukee	03/08/70	L/134-138
43	John Havlicek vs. Baltimore (at New York)	12/17/63	W/131-114
43	Tom Heinsohn vs. Detroit	01/21/62	L/120-124
43	Tom Heinsohn vs. New York	01/20/60	W/144-126
43	Tom Heinsohn vs. Minneapolis	02/27/59	W/173-139

CELTICS INDIVIDUAL SCORING HIGHS CONTINUED ON FOLLOWING PAGE

## POINTS

TOTAL	PLAYER/OPPONENT	DATE	RESULT/SCORE
42	Paul Pierce vs. Minnesota	12/10/02	W/108-99
42	Antoine Walker at New York	12/11/01	W/102-93
42	Paul Pierce at Phoenix	03/15/01	W/105-101
42	Paul Pierce at LA Lakers	03/13/01	L/107/112
42	Paul Pierce at Minnesota	01/15/01	W/107-102
42	Reggie Lewis at Miami	04/12/91	W/119-109
42	Larry Bird vs. Indiana	11/11/87	W/120-106
42	Larry Bird vs. Seattle	03/20/87	W/112-108
42	Kevin McHale at New York	03/05/85	W/110-102
42	Larry Bird vs. Philadelphia	11/09/84	W/130-119
42	Bob McAdoo at Cleveland	03/27/79	L/109-111
42	John Havlicek vs. Seattle	02/06/72	W/128-123
42	John Havlicek at Seattle	12/26/69	*** W/122-112
42	Tom Heinsohn vs. Chicago	02/11/62	W/148-115
42	Bob Cousy vs. Baltimore (at Worcester)	02/22/54	W/111-110
42	Bill Sharman vs. Baltimore (at Philadelphia)	12/11/52	W/94-88
41	Paul Pierce at Cleveland	12/13/03	W/105-98
41	Paul Pierce vs. Miami	04/11/01	L/97-102
41	Paul Pierce at Atlanta	03/27/01	* W/115-112
41	Paul Pierce vs. Orlando	11/24/00	* W/103-98
41	Todd Day vs. Minnesota	12/22/95	W/114-113
41	Dee Brown at Chicago	03/28/95	W/126-115
41	Dee Brown at Phoenix	02/21/95	W/129-121
41	Larry Bird vs. Philadelphia	03/11/90	W/107-105
41	Larry Bird vs. New York	01/06/88	W/117-108
41	Larry Bird vs. Golden State	01/02/88	W/115-110
41	Larry Bird at Chicago	03/27/87	* W/111-106
41	Larry Bird at Atlanta	01/18/86	W/125-122
41	Larry Bird vs. Portland	12/02/83	W/115-106
41	Larry Bird vs. Detroit	03/02/80	W/118-115
41	JoJo White vs. Kansas City	03/20/77	* W/118-110
41	John Havlicek vs. New York	03/12/72	W/112-109
41	John Havlicek vs. Phoenix (at Baltimore)	11/18/69	W/120-119
41	John Havlicek at Milwaukee	12/03/68	W/137-115
41	John Havlicek vs. San Francisco	02/28/68	W/135-110
41	John Havlicek at Los Angeles	11/17/65	L/115-125
41	Bill Sharman vs. Minneapolis	12/21/57	W/140-119
41	Tom Heinsohn at St. Louis	03/05/57	L/102-104
40	Paul Pierce vs. Cleveland	12/19/12	W/103-91
40	Paul Pierce vs. Phoenix	02/01/06	L/94-103
40	Paul Pierce vs. Sacramento	04/04/03	L/92-93
40	Paul Pierce at Philadelphia	01/20/03	W100-99
40	Paul Pierce at Detroit	02/02/01	W/102-95
40	Dee Brown at Chicago	04/22/94	W/104-94
40	Larry Bird vs. Miami	04/12/90	W/139-118
40	Larry Bird vs. Utah	12/20/89	W/113-109
40	Larry Bird vs. Seattle	12/13/89	W/109-97
40	Larry Bird at Portland	02/19/88	W/124-104
40	Larry Bird vs. Denver	12/09/87	L/119-124
40	Larry Bird vs. New Jersey	03/22/87	W/116-104
40	Larry Bird vs. Atlanta	01/23/87	W/126-106
40	Larry Bird vs. New Jersey	03/30/86	W/122-117
40	Larry Bird at Denver	02/20/85	L/129-132
40	Larry Bird at Dallas	11/27/84	W/114-99
40	Larry Bird vs. Detroit	01/10/82	W/134-124
40	Robert Parish at San Antonio	02/17/81	W/128-116
40	John Havlicek vs. Portland	11/06/74	W/128-110
40	John Havlicek at Atlanta	01/15/72	W/122-106
40	Don Nelson vs. San Diego	02/25/70	W/147-124
40	Sam Jones vs. Detroit (at Fort Wayne)	12/27/64	W/112-106
40	John Havlicek vs. Cincinnati	02/02/64	* L/117-119
40	Tom Heinsohn at Syracuse	01/03/60	L/113-114
40	Bob Cousy vs. Philadelphia (at White Plains)	03/08/55	W/112-103

### FIELD GOALS MADE

22	Larry Bird vs. New York	04/12/87
22	Larry Bird vs. Atlanta (at New Orleans)	03/12/85
22	Kevin McHale vs. Detroit	03/03/85
21	Antoine Walker at Washington	01/07/98
21	Larry Bird at Portland	* 02/14/86
21	Larry Bird vs. Indiana	03/30/83
21	Sam Jones at Detroit	10/29/65
20	Danny Ainge vs. Philadelphia	12/09/88
20	Larry Bird vs. Washington	01/27/98
20	Larry Bird vs. Atlanta	12/09/84

### ASSISTS

28	Bob Cousy vs. Minneapolis	02/27/59
24	Rajon Rondo vs. New York	10/29/10
23	Rajon Rondo vs. San Antonio	01/05/11
23	Nate Archibald vs. Denver	02/05/82
22	Sherman Douglas at Philadelphia	04/03/94
21	Sherman Douglas vs. Sacramento	12/08/93
21	Bob Cousy vs. St. Louis	12/21/60
20	Rajon Rondo vs. Toronto	11/17/12
20	Rajon Rondo vs. Philadelphia	11/09/12
19	Rajon Rondo vs. Chicago	12/03/10
19	Nate Archibald at San Antonio	10/23/79
19	Bob Cousy vs. Cincinnati	02/19/63
19	Bob Cousy vs. Syracuse	11/24/56

### STEALS

9	Larry Bird at Utah	02/18/85
9	Paul Pierce vs. Miami	12/03/00
8	Larry Bird vs. New Jersey	01/03/86
8	Larry Bird at New Jersey	* 10/25/85

### FREE THROWS MADE

20	Paul Pierce at New York	11/02/02
20	Nate Archibald vs. Chicago	01/16/80
19	Cedric Maxwell vs. New Jersey	01/14/79
19	John Havlicek vs. Seattle	02/06/70
19	Frank Ramsey at Detroit	12/03/57
19	Bill Sharman at Philadelphia	03/08/56

### REBOUNDS

51	Bill Russell vs. Syracuse	02/05/60
49	Bill Russell vs. Detroit (at Providence)	03/11/65
49	Bill Russell vs. Philadelphia	11/16/57
43	Bill Russell vs. Los Angeles	01/20/63
41	Bill Russell vs. San Francisco	03/14/65
41	Bill Russell vs. Syracuse	02/12/58
40	Bill Russell vs. Philadelphia	02/12/61
40	Bill Russell vs. Cincinnati	* 12/12/58

### BLOCKS

9	Kevin McHale at Chicago	01/21/83
9	Kevin McHale at New Jersey	04/16/82
9	Robert Parish vs. Atlanta	03/17/82
8	Kevin McHale vs. Sacramento	01/09/87

\* Overtime Period

## POINTS

TOTAL	PLAYER/OPPONENT	DATE
64.....	Elgin Baylor/at Minneapolis.....	11/08/59
62.....	Wilt Chamberlain/Philadelphia at Boston.....	01/14/62
55.....	Kareem Abdul-Jabbar/at Milwaukee.....	12/10/71
54.....	Dominique Wilkins/at Atlanta.....	02/03/87
53.....	Lew Alcindor/Milwaukee at Boston.....	01/27/71
53.....	Wilt Chamberlain/at Philadelphia.....	01/27/62
53.....	Wilt Chamberlain/Philadelphia vs. Boston (at NY).....	02/23/60
52.....	Michael Jordan/Chicago at Boston.....	11/09/88
52.....	Mike Newlin/at New Jersey.....	12/16/79
52.....	Bob McAdoo/at Buffalo.....	02/22/74
52.....	Wilt Chamberlain/Philadelphia at Boston.....	12/13/61
52.....	Bob Pettit/at St. Louis.....	01/20/59
51.....	Hakeem Olajuwon/at Houston.....	01/18/96
51.....	Patrick Ewing/at New York.....	03/24/90
51.....	Kareem Abdul-Jabbar/Milwaukee at Boston.....	02/13/72
51.....	Richie Guerin/at New York.....	02/14/62
51.....	George Yardley/Detroit at Boston.....	01/15/58
50.....	Michael Jordan/at Chicago.....	03/18/88
50.....	Rick Barry/San Francisco vs. Boston (at Oakland).....	02/14/67
50.....	Hal Greer/at Philadelphia.....	02/21/64
50.....	Elgin Baylor/Los Angeles at Boston.....	02/13/63
50.....	Wilt Chamberlain/San Francisco at Boston.....	01/30/63
50.....	Wilt Chamberlain/Philadelphia at Boston.....	01/28/62
50.....	Dolph Schayes/Syracuse at Boston (OT).....	* 02/01/59

## FIELD GOALS MADE

27.....	Wilt Chamberlain/Philadelphia at Boston.....	01/14/62
25.....	Wilt Chamberlain/Philadelphia vs. Boston (at NY).....	02/23/60
25.....	Elgin Baylor/at Minneapolis.....	11/08/59
23.....	Kareem Abdul-Jabbar/at Milwaukee.....	12/10/71
23.....	Richie Guerin/at New York.....	02/14/62

## FREE THROWS MADE

22.....	Richie Guerin/New York at Boston.....	02/11/61
21.....	Gilbert Arenas/at Washington.....	04/05/05
20.....	Lew Alcindor/Milwaukee at Boston.....	03/08/70

## ASSISTS

25.....	Kevin Porter/at Detroit.....	03/09/79
21.....	Magic Johnson/LA Lakers at Boston.....	12/15/89
21.....	Clem Haskins/Chicago at Boston (OT).....	* 12/06/69
20.....	Kevin Porter/at Detroit.....	11/20/76
20.....	Bob Davies/at Rochester.....	01/22/55

## REBOUNDS

55.....	Wilt Chamberlain/at Philadelphia.....	11/24/60
43.....	Wilt Chamberlain/at Philadelphia.....	03/06/65
43.....	Wilt Chamberlain/at Philadelphia.....	01/15/60
42.....	Wilt Chamberlain/at Los Angeles.....	03/07/69
42.....	Wilt Chamberlain/at Philadelphia.....	01/14/66

## STEALS

9.....	Hersey Hawkins/at Philadelphia.....	01/25/91
9.....	Michael Jordan/Chicago at Boston.....	11/09/88
9.....	Calvin Murphy/at Houston.....	12/14/73
8.....	Michael Jordan/at Chicago.....	01/15/89
8.....	Randy Brown/Chicago at Boston.....	04/11/99
8.....	Bonzi Wells/at New Orleans.....	03/22/08

## BLOCKS

12.....	Manute Bol/at Washington.....	03/26/87
11.....	Shawn Bradley/at New Jersey.....	12/21/96
10.....	Shawn Bradley/at New Jersey.....	04/19/96
10.....	Tree Rollins/at Atlanta.....	03/14/80

### BOSTON'S HIGHS BY QUARTERS

1st.....	50.....	vs. Denver.....	02/05/82
2nd.....	46.....	at San Francisco.....	02/23/68 (unofficial)
3rd.....	49.....	vs. Detroit at Providence.....	02/10/60 (unofficial)
4th.....	54.....	vs. San Diego.....	02/25/70

### BOSTON'S LOWS BY QUARTERS

1st.....	7.....	at Milwaukee.....	11/12/74 (unofficial)
2nd.....	6.....	at New Jersey.....	01/09/90
3rd.....	7.....	at Seattle.....	02/11/03
4th.....	8.....	vs. Indiana at Hartford.....	11/22/93

### BOSTON'S HIGHS BY HALVES

1st.....	85.....	vs. Denver.....	12/30/82
	85.....	vs. Denver.....	02/05/82 (unofficial)
2nd.....	91.....	vs. Detroit at Providence.....	02/10/60
	91.....	vs. Cincinnati.....	11/11/59

### BOSTON'S LOWS BY HALVES

1st.....	25.....	vs. Cleveland.....	02/08/95
2nd.....	25.....	at Milwaukee.....	03/18/99
	25.....	vs. Milwaukee at Providence.....	02/27/55

### OPPONENTS' HIGHS BY QUARTERS

1st.....	46.....	at New Jersey.....	02/08/00
	46.....	at Phoenix.....	03/09/79 (unofficial)
2nd.....	44.....	vs. Denver.....	02/05/82 (unofficial)
3rd.....	49.....	at Cincinnati.....	01/23/63 (unofficial)
4th.....	58.....	vs. Buffalo.....	10/20/72

### OPPONENTS' LOWS BY QUARTERS

1st.....	8.....	vs. Orlando.....	04/10/98
2nd.....	4.....	at Cleveland.....	11/28/00
3rd.....	8.....	vs. Indiana.....	11/06/96 (unofficial)
4th.....	9.....	at Charlotte.....	04/05/08
	9.....	at New Jersey.....	01/11/08
	9.....	vs. New Jersey.....	03/18/03
	9.....	vs. Miami.....	04/10/02
	9.....	vs. New York.....	02/26/99
	9.....	at Miami.....	11/15/88
	9.....	at Golden State.....	02/14/78
	9.....	St. Louis.....	12/26/64

### OPPONENTS HIGHS BY HALVES

1st.....	80.....	at Syracuse.....	01/19/63 (unofficial)
2nd.....	88.....	New York at Providence.....	12/19/63 (unofficial)

### OPPONENTS LOWS BY HALVES

1st.....	22.....	vs. Milwaukee.....	03/13/11
2nd.....	25.....	at Golden State.....	02/14/78
	25.....	vs. St. Louis.....	12/26/64

### BOSTON'S HIGH AND LOW POINT GAMES

High.....	173.....	vs. Minneapolis.....	02/27/59
Low.....	62.....	vs. Milwaukee at Providence.....	02/27/55

### OPPONENTS HIGH AND LOW POINT GAMES

High.....	160.....	at Detroit.....	03/09/79
Low.....	56.....	vs. Milwaukee.....	03/13/11



## TEAM SCORING

### CELTICS:

1.	137 vs. Atlanta.....	04/14/04
2.	136 vs. Toronto.....	04/12/96
3.	131 vs. Vancouver.....	01/31/96
4.	129 vs. Charlotte.....	05/05/99 **

### OPPONENTS:

1.	133 vs. Charlotte.....	05/05/99 **
2.	132 vs. Atlanta.....	04/14/04
3.	131 vs. New Jersey.....	12/01/95 *
4.	128 vs. Phoenix.....	01/28/05

## TEAM REBOUNDING

### CELTICS:

1.	65 vs. Milwaukee.....	03/08/00
2.	61 vs. Memphis.....	12/23/01
	61 vs. Toronto.....	12/11/96
3.	60 vs. Seattle.....	01/21/00
	60 vs. New Jersey.....	03/17/96 **

### OPPONENTS:

1.	62 vs. Milwaukee.....	02/07/01
	62 vs. Toronto.....	12/11/96 ***
2.	59 vs. Denver.....	12/10/00 *
3.	58 vs. Milwaukee.....	12/16/96

## TEAM BLOCKS

### CELTICS:

1.	12 vs. Denver.....	11/15/96
2.	11 vs. Milwaukee.....	11/07/08
	11 vs. Chicago.....	03/26/06
	11 vs. Utah.....	12/21/05
	11 vs. New York.....	11/02/05
	11 vs. Philadelphia.....	04/09/99

### OPPONENTS:

1.	13 vs. Orlando.....	11/24/00 *
	13 vs. Minnesota.....	01/03/97
2.	12 vs. Utah.....	12/19/03
	12 vs. L.A. Lakers.....	11/27/96
	12 vs. Portland.....	01/03/96 *
3.	11 vs. Denver.....	12/15/04
	11 vs. Atlanta.....	11/22/02
	11 vs. New York.....	01/12/96

## TEAM ASSISTS

### CELTICS:

1.	40 vs. Chicago.....	02/19/08
	40 vs. Golden State.....	02/27/98
2.	38 vs. Detroit.....	03/09/14
3.	34 vs. Charlotte.....	05/05/99 **
	34 vs. Dallas.....	02/04/98
	34 vs. Vancouver.....	01/31/96

### OPPONENTS:

1.	35 vs. Sacramento.....	12/05/04
	35 vs. San Antonio.....	11/24/99
	35 vs. Washington.....	04/06/97
2.	33 vs. Charlotte.....	4/11/14
	33 vs. Seattle.....	11/22/96
3.	32 vs. San Antonio.....	01/18/04
	32 vs. Phoenix.....	11/28/97 *
	32 vs. Atlanta.....	03/09/97

## INDIVIDUAL SCORING

### CELTICS:

1.	50 Paul Pierce vs. Cleveland.....	02/15/06
2.	43 Jeff Green vs. Miami.....	03/18/13
	43 Paul Pierce vs. Chicago.....	12/02/05
	43 Antoine Walker vs. New Jersey.....	04/08/98
3.	41 Paul Pierce vs. Miami.....	04/11/01
	41 Paul Pierce vs. Orlando.....	11/24/00
	41 Todd Day vs. Minnesota.....	12/22/95

### OPPONENTS:

1.	47 Allen Iverson (Philadelphia).....	01/25/02
2.	43 Kobe Bryant (LA Lakers).....	01/31/07
	43 Kobe Bryant (LA Lakers).....	03/20/06
	43 LeBron James (Cleveland).....	02/15/06
3.	42 Amare Stoudemire (Phoenix).....	01/28/05
4.	41 Bryant Reeves (Vancouver).....	01/15/98

## INDIVIDUAL REBOUNDING

### CELTICS:

1.	21 Mark Blount vs. Orlando.....	03/01/04
	21 Antoine Walker vs. Orlando.....	03/21/97
2.	20 Jared Sullinger vs. Toronto.....	01/15/14
	20 Pervis Ellison vs. Charlotte.....	02/20/96
3.	19 Antoine Walker vs. New Jersey.....	12/20/00
	19 Antoine Walker vs. Milwaukee.....	03/08/00

### OPPONENTS:

1.	22 Andre Drummond (Detroit).....	03/09/14
	22 Dikembe Mutombo (Philadelphia).....	03/11/01
2.	21 Shareef Abdur-Rahim (Vancouver).....	11/26/00
	21 Popeye Jones (Toronto).....	12/11/96
3.	20 Shaquille O'Neal (LA Lakers).....	12/20/99

## INDIVIDUAL BLOCKS

### CELTICS:

1.	7 Kendrick Perkins vs. Atlanta.....	04/03/09
	7 Kendrick Perkins vs. Milwaukee.....	11/07/08
	7 Tony Battie vs. Chicago.....	03/21/99
	7 Dino Radja vs. Denver.....	11/15/96
2.	6 Kendrick Perkins vs. New York.....	04/09/06
	6 Pervis Ellison vs. Charlotte.....	02/20/96

### OPPONENTS:

1.	8 Kevin Garnett (Minnesota).....	01/03/97
2.	7 Theo Ratliff (Atlanta).....	02/06/04
	7 Andre Kirilenko (Utah).....	12/19/03
	7 Charles "Bo" Outlaw (Orlando).....	11/24/00
	7 Theo Ratliff (Philadelphia).....	04/09/99
	7 Jim McIlvanie (Washington).....	04/10/96
	7 Shawn Bradley (New Jersey).....	03/17/96

## INDIVIDUAL ASSISTS

### CELTICS:

1.	24 Rajon Rondo vs. New York.....	10/29/10
2.	23 Rajon Rondo vs. San Antonio.....	01/05/11
3.	20 Rajon Rondo vs. Toronto.....	11/17/13

### OPPONENTS:

1.	18 Rod Strickland (Portland).....	01/03/96
2.	15 Jose Calderon (Toronto).....	11/20/10
	15 Tim Hardaway (Miami).....	02/05/97
3.	14 Kendall Marshall (LA Lakers).....	11/17/14
	14 Brandon Jennings (Detroit).....	12/18/13
	14 Jrue Holiday (Philadelphia).....	12/21/12
	Eight more players tied at 14.....	

\* Denotes number of overtimes played.

## HOME ATTENDANCE (SELLOUT IS 18,624)

YEAR	TOT	AVG	LOW	SELLOUTS
------	-----	-----	-----	----------

1995-96	732,841	17,874	16,061 (Mil. 03/04/96)	11
1996-97	664,022	16,196	13,184 (Atl. 11/13/96)	6
1997-98	743,422	18,132	15,760 (Den. 11/12/97)	28
1998-99	440,602	17,624	15,364 (Atl. 04/14/99)	6
1999-00	683,506	16,671	14,115 (Cle. 01/03/00)	8
2000-01	629,201	15,346	11,551 (Van. 11/26/00)	6
2001-02	659,751	16,091	12,587 (Den. 12/05/01)	10
2002-03	709,049	17,294	13,049 (Pho. 12/11/02)	19
2004-05	656,081	16,002	13,002 (N.O. 01/03/05)	11

YEAR	TOT	AVG	LOW	SELLOUTS
------	-----	-----	-----	----------

2005-06	692,873	16,899	14,017 (G. St. 12/19/05)	18
2006-07	690,576	16,843	14,033 (Ind. 11/15/06)	9
2007-08	763,584	18,624		41
2008-09	763,584	18,624		41
2009-10	763,584	18,624		41
2010-11	763,584	18,624		41
2011-12	614,592	18,624		33
2012-13	744,960	18,624		40
2013-14	742,040	18,099	16,605 (Atl. 2/26/14)	23
2014-15	721,350	17,594	15,126 (Den. 2/4/15)	17

## 1982-83

Ainge 76, Archibald 19, Bird 79, Bradley 5, Buckner 56, Henderson 9, Maxwell 71, McHale 13, Parish 76, Robey 6.

## 1983-84

Ainge 3, Bird 77, Carr 1, Henderson 78, Johnson 78, Kite 1, Maxwell 78, McHale 10, Parish 79, Wedman 5.

## 1984-85

Ainge 73, Bird 77, Buckner 6, Clark 3, Johnson 77, Kite 4, Maxwell 51, McHale 31, Parish 78, Wedman 5, Williams 5.

## 1985-86

Ainge 78, Bird 81, Carlisle 1, Johnson 78, Kite 2, McHale 62, Parish 80, Sichting 7, Walton 2, Wedman 19.

## 1986-87

Ainge 66, Bird 73, Daye 2, Johnson 78, Kite 1, McHale 77, Parish 80, Roberts II, Sichting 5, Vincent 5, Wedman 2.

## 1987-88

Acres 5, Ainge 81, Bird 75, Daye 8, Gilmore 4, Johnson 74, Lohaus 4, McHale 63, Minniefield 6, Parish 73, Paxson 2, Roberts 14, Sichting 1.

## 1988-89

Ainge 28, Bird 6, Gamble 6, Johnson 72, Kleine 2, Lewis 57, Lohaus 15, McHale 74, Parish 80, Paxson 7, Pincney 9, Shaw 54.

## 1989-90

Bagley 17, Bird 75, Gamble 10, Johnson 65, Kleine 4, Lewis 54, McHale 25, Parish 78, Paxson 7, Pincney 50, M. Smith 7.

## 1990-91

Bird 60, Brown 5, Gamble 76, Kleine 1, Lewis 79, McHale 10, Parish 81, Pincney 16, Shaw 79, M. Smith 3.

## 1991-92

Bagley 59, Bird 45, Brown 20, Fox 5, Gamble 77, Kleine 5, Lewis 82, McHale 1, Parish 79, Pincney 36, Shaw 3.

## 1992-93

Abdelnaby 52, Battle 1, Brown 48, Douglas 36, Fox 14, Gamble 58, Kleine 3, Lewis 80, McDaniel 27, Parish 79, Pincney 5, Williams 1, L. 7.

## 1993-94

Brown 76, Douglas 78, Earl 8, Fox 53, Gamble 28, McDaniel 5, Oliver 6, Parish 74, Pincney 35, Radja 47.

## 1994-95

Brown 69, Douglas 43, Earl 3, Edwards 7, Ellison II, Fox 7, McDaniel 15, Minor 8, Montross 75, Radja 48, Strong 24, Wesley 36, Wilkins 64.

## 1995-96

Barros 25, Brown 23, Burrough 3, Day 12, Douglas 4, Ellison 29, Fox 81, Lister 14, Minor 47, Montross 59, Radja 52, Smith 2, Wesley 53, Williams 6.

## 1996-97

Barros 8, Brickowski 2, Brown 2, Conlon 15, Day 27, Ellison 4, Fox 75, Hamer 3, Lister 2, Minor 15, Radja 25, Szabo 24, Walker 68, Wesley 73, Williams 67.

## 1997-98

Anderson 16, Barros 15, Billups 44, Bowen 9, Brown 10, DeClercq 49, Edney 7, Ellison 8, Knight 21, McCarty 64, Mercer 62, Minor 16, Tabak 5, Thomas 2, Walker 82.

## 1998-99

Anderson 33, Barros 16, Battle 15, Bowen 1, DeClercq 1, P. Jones 2, McCarty 4, Mercer 40, Minor 7, Pierce 47, Potapenko 32, Riley 11, Walker 41.

## 1999-00

Anderson 82, Battle 4, Cheaney 19, Ellison 5, Fortson 5, Griffin 47, McCarty 5, Pierce 72, Potapenko 72, Walker 82, Williams 17.

## 2000-01

Anderson 28, Battle 25, Blount 50, Brown 35, Herren 7, McCarty 3, Overton 1, Palacio 6, Pierce 82, Potapenko 7, Stith 74, Walker 81, Williams 11.

## 2001-02

Anderson 76, Battle 73, K. Brown 5, Delk 16, Johnson 33, Pierce 82, Potapenko 9, Rogers 1, Strickland 4, Walker 81, Williams 30.

## 2002-03

Baker 9, Battle 62, Blount 7, Bremer 41, K. Brown 5, Delk 39, Long 1, McCarty 8, Pierce 79, Walker 78, E. Williams 79, S. Williams 2.

## 2003-04

Atkins 24, Baker 33, Banks 2, Battle 6, Blount 73, K. Brown 10, Davis 5, Hunter 12, James 55, J. Jones 2, LaFrentz 1, McCarty 23, Mihm 16, Pierce 80, Welsh 68.

## 2004-05

Allen 34, Banks 2, Blount 57, Davis 11, Jefferson 1, LaFrentz 80, Payton 77, Perkins 3, Pierce 82, Walker 24, Welsh 32, West 7.

## 2005-06

Allen 9, Banks 1, Blount 25, Davis 42, Gomes 33, Green 3, Greene 5, Jefferson 7, LaFrentz 63, Perkins 40, Pierce 79, Scalabrini 1, Szczepiak 31, West 71.

## 2006-07

Allen 18, Gomes 60, Green 26, Jefferson 60, Perkins 53, Pierce 46, Powe 2, Ratiff 2, Ray 5, Rondo 25, Scalabrini 17, Szczepiak 19, Telfair 30, West 47.

## 2007-08

R. Allen 77, T. Allen 11, Cassell 1, Davis 1, Garnett 71, House 2, Perkins 78, Pierce 80, Posey 2, Powe 5, Rondo 77, Scalabrini 9.

## 2008-09

R. Allen 79, T. Allen 2, G. Davis 16, Garnett 57, Marbury 4, Perkins 76, Pierce 81, Powe 7, Rondo 80, Scalabrini 8.

## 2009-10

R. Allen 80, T. Allen 8, Daniels 4, G. Davis 1, Finley 1, Garnett 69, Giddens 1, Perkins 78, Pierce 71, Rondo 81, Scalabrini 3.

## 2010-11

R. Allen 80, Arroyo 1, Erden 7, Garnett 71, Green 2, Kristic 20, J. O'Neal 10, S. O'Neal 36, Perkins 7, Pierce 80, Robinson 11, Rondo 68, Wafer 2, West 2.

## 2011-12

R. Allen 42, Bass 39, A. Bradley 28, Dooling 2, Garnett 60, Hollins 1, J. O'Neal 24, Pavlovic 7, Pierce 61, Pietrus 6, Rondo 53, Stiemsma 3, Wilcox 4.

## 2012-13

Barbosa 2, Bass 69, Bradley 50, Collins 7, Crawford 2, Garnett 68, Green 17, Lee 39, Pierce 77, Rondo 38, Sullinger 5, Terry 24, Wilcox 7.

## 2013-14

Bass 73, Bayless 14, Bradley 58, Crawford 33, Faverani 8, Green 82, Humphries 30, Olynick 9, Pressey 11, Rondo 30, Sullinger 44, Wallace 16.

## 2014-15

Bass 43, Bradley 77, Crowder 17, Datome 1, Green 33, Nelson 1, Olynick 13, Rondo 22, Sullinger 49, Smart 38, Turner 57, Zeller 59.

## BY PLAYER (SINCE 1979)

Abdelnaby.....52	Cheaney.....27	Greene.....5	Minniefield.....6	Stiemsma.....3
Acres.....5	Clark.....3	Griffin.....150	Montross.....134	Stith.....74
Ainge.....406	Collins.....5	Hamer.....1	Nelson.....3	Strickland.....74
R. Allen.....358	Conlon.....7	Henderson.....47	J. O'Neal.....34	Strong.....2
T. Allen.....82	Cowers.....55	Herren.....7	S. O'Neal.....36	Sullinger.....98
Anderson.....317	Crawford.....37	Hollins.....1	Oliver.....6	Szabo.....24
Archibald.....222	Crowder.....17	House.....2	Olynick.....22	Szczepiak.....5
Arroyo.....1	Daneels.....4	Humphries.....30	Overton.....6	Tabak.....2
Atkins.....24	Datome.....1	Hunter.....12	Palacio.....6	Terry.....24
Bagley.....76	G. Davis.....31	James.....55	Parish.....1,097	Thomas.....2
Baker.....42	R. Davis.....38	Jefferson.....522	Pavlovic.....34	Turner.....57
Banks.....5	Day.....39	D. Johnson.....52	Paxson.....34	Vincent.....5
Barbosa.....2	Daye.....10	J. Johnson.....33	Payton.....7	Wafer.....2
Barros.....64	DeClercq.....50	P. Jones.....2	Perkins.....535	Walker.....537
Bass.....224	Delk.....55	K. Brown.....2	Pierce.....1,099	Wallace.....16
Battle.....189	Dooling.....2	Kite.....8	Pietrus.....1	Walton.....2
Battle.....1	Douglas.....161	Kleine.....13	Pincney.....151	Wedman.....31
Bayless.....44	Earl.....11	Knight.....21	Posey.....2	Welsh.....100
Billups.....44	Edney.....7	Kristic.....98	Potapenko.....120	Wesley.....162
Bird.....870	Edwards.....7	LaFrentz.....144	Powe.....1	West.....127
Blount.....215	Ellison.....62	Lee.....39	Pressey.....11	Wilcox.....11
Bowen.....10	Erden.....7	Lewis.....352	Radja.....172	Wilkins.....64
A. Bradley.....213	Faverani.....1	Lister.....16	Riley.....11	E. Williams.....210
C. Bradley.....6	Finley.....1	Long.....1	Roberts.....25	L. Williams.....7
Bremer.....41	Ford.....201	Lohaus.....4	Robey.....37	R. Williams.....5
Brickowski.....2	Fortson.....5	Maravich.....4	Robinson.....11	S. Williams.....2
D. Brown.....253	Fox.....235	Marbury.....435	Rogers.....474	Zeller.....59
R. Brown.....20	Gamble.....25	Maxwell.....4	Scalabrini.....38	
R. Brown.....35	Garnett.....396	McCarty.....107	Shaw.....136	
Buckner.....62	Giddens.....1	McDaniel.....47	Sichting.....23	
Burrough.....4	Gilmore.....93	McHale.....399	Smart.....38	
Carlisle.....3	Gomes.....93	Mercer.....102	D. Smith.....2	
M.L. Carr.....42	J. Green.....134	Mihm.....16	M. Smith.....10	
Cassell.....1	G. Green.....29	Minor.....98		

## MOST POINTS

Season.....	2,338	John Havlicek.....	1970-71
Game.....	60	Larry Bird vs. Atlanta (at New Orleans).....	03/12/85
Half.....	37	Larry Bird vs. Atlanta (at New Orleans).....	03/12/85
Quarter.....	24	Todd Day vs. Minnesota.....	12/22/95
	24	Larry Bird vs. Indiana.....	03/30/83
Overtime.....	15	Delonte West vs. Minnesota.....	03/04/07
Average.....	29.9	Larry Bird.....	1987-88

## MOST FIELD GOALS MADE

Season.....	918	Larry Bird.....	1984-85
Game.....	22	Larry Bird vs. New York.....	04/12/87
	22	Larry Bird vs. Atlanta (at New Orleans).....	03/12/85
	22	Kevin McHale vs. Detroit.....	03/03/85
Half.....	15	Larry Bird vs. Washington.....	01/27/88
	15	Larry Bird vs. Atlanta (at New Orleans).....	03/12/85
Quarter.....	10	Larry Bird vs. Washington.....	01/27/88
	10	Kevin McHale vs. Detroit.....	03/03/85
	10	Larry Bird vs. Indiana.....	03/30/83
	10	Tom Heinsohn vs. Cincinnati.....	02/08/59

## MOST FIELD GOALS ATTEMPTED

Season.....	1,982	John Havlicek.....	1970-71
Game.....	42	John Havlicek vs. Baltimore.....	02/03/65
Half.....	23	Larry Bird vs. Atlanta (at New Orleans).....	03/12/85
	23	Bob Cousy vs. New York.....	03/10/59
Quarter.....	17	Bob Cousy vs. New York.....	03/10/59

## MOST FREE THROWS MADE

Season.....	627	Paul Pierce.....	2005-06
Game.....	20	Paul Pierce at New York.....	11/02/02
	20	Nate Archibald vs. Chicago.....	01/16/80
Half.....	15	Paul Pierce vs. Miami.....	03/01/06
Quarter.....	11	Frank Ramsey at Detroit.....	12/03/57
Consecutive.....	72	Ray Allen.....	12/25/08-02/23/09

## MOST FREE THROWS ATTEMPTED

Season.....	812	Paul Pierce.....	2005-06
Game.....	24	Paul Pierce at Toronto.....	04/04/06
	24	Paul Pierce vs. New York.....	11/02/05
	24	John Havlicek vs. Seattle.....	02/06/70
Half.....	17	Paul Pierce vs. Miami.....	03/01/06
Quarter.....	13	Sherman Douglas vs. Golden State.....	01/21/94
	13	Bill Russell at Philadelphia.....	02/09/59

## MOST REBOUNDS

Season.....	1,930	Bill Russell.....	1963-64
Game.....	51	Bill Russell vs. Syracuse.....	02/05/60
Half.....	32	Bill Russell vs. Philadelphia.....	11/16/57
Quarter.....	17	Bill Russell vs. Syracuse.....	02/05/60
	17	Bill Russell vs. Cincinnati.....	12/12/58
	17	Bill Russell vs. Philadelphia.....	11/16/57
Average.....	24.7	Bill Russell.....	1963-64

## MOST ASSISTS

Season.....	794	Rajon Rondo.....	2009-10
Game.....	28	Bob Cousy vs. Minneapolis.....	02/27/59
Half.....	19	Bob Cousy vs. Minneapolis.....	02/27/59
Quarter.....	12	Bob Cousy vs. Minneapolis.....	02/27/59
Average.....	11.7	Rajon Rondo.....	2011-12

### MOST PERSONAL FOULS

Season.....	356.....	Charlie Scott.....	1975-76
Quarter.....	5.....	Jim Loscutoff vs. Cincinnati.....	11/12/62

### MOST MINUTES PLAYED

Season.....	3,698.....	John Havlicek.....	1971-72
Average.....	45.4.....	John Havlicek.....	1970-71

### LONGEST CONSECUTIVE GAMES STREAK

488.....	JoJo White.....	01/21/72-01/29/78
----------	-----------------	-------------------

### HIGHEST FIELD GOAL PERCENTAGE

Season.....	.609.....	Cedric Maxwell.....	1979-80 (457-750)
-------------	-----------	---------------------	-------------------

### HIGHEST FREE THROW PERCENTAGE (MINIMUM OF 100 ATTEMPTS)

Season.....	.952.....	Ray Allen.....	2008-09 (237-249)
-------------	-----------	----------------	-------------------

### MOST DISQUALIFICATIONS

Season.....	19.....	Tom Sanders.....	1964-65
-------------	---------	------------------	---------

### THREE POINT FIELD GOALS MADE

Game.....	9.....	Antoine Walker at Minnesota.....	11/09/02
	9.....	Antoine Walker at Sacramento.....	01/17/01
Season.....	222.....	Antoine Walker.....	2001-02
Consecutive.....	11.....	Scott Wedman.....	12/21/84-03/31/85
Game, No Misses.....	6.....	Walter McCarty at Toronto.....	11/02/99
	6.....	Danny Ainge at Utah.....	01/04/88

### THREE POINT FIELD GOALS ATTEMPTED

Game.....	17.....	Antoine Walker at New York.....	12/11/01
Season.....	645.....	Antoine Walker.....	2001-02

### HIGHEST THREE POINT FIELD GOAL PERCENTAGE

Season.....	.444.....	Ray Allen.....	2010-11 (168-378)
-------------	-----------	----------------	-------------------

### MOST BLOCKS

Season.....	214.....	Robert Parish.....	1980-81
Game.....	9.....	Kevin McHale at Chicago.....	01/21/83
	9.....	Kevin McHale at New Jersey.....	04/16/82
	9.....	Robert Parish vs. Atlanta.....	03/17/82

### MOST STEALS

Season.....	189.....	Rajon Rondo.....	2009-10
Game.....	9.....	Paul Pierce vs. Miami.....	12/03/99
	9.....	Larry Bird at Utah.....	02/18/85

## MOST POINTS

Season.....	9,687		1961-62
Game.....	173	vs. Minneapolis.....	02/27/59
Half.....	91	vs. Detroit at Providence.....	02/10/60
	91	vs. Cincinnati.....	11/11/59
Quarter.....	54	vs. San Diego.....	02/25/70
Overtime.....	21	at San Francisco.....	01/02/63
Average.....	124.5		1959-60

## MOST FIELD GOALS MADE

Season.....	3,855		1961-62
Game.....	72	vs. Minneapolis.....	02/27/59
Half.....	40	vs. Minneapolis.....	02/27/59
Quarter.....	23	vs. Minneapolis.....	02/27/59

## MOST FIELD GOALS ATTEMPTED

Season.....	9,295		1960-61
Game.....	150	vs. Philadelphia.....	03/02/60
Half.....	83	at Philadelphia.....	12/27/60
Quarter.....	47	vs. Minneapolis.....	02/27/59

## MOST FREE THROWS MADE

Season.....	2,216		1966-67
Game.....	56	at Minneapolis.....	11/28/54
Half.....	32	vs. Syracuse.....	01/30/51
Quarter.....	23	at Chicago.....	01/09/63

## MOST FREE THROWS ATTEMPTED

Season.....	2,983		1967-68
Game.....	66	at Minneapolis.....	11/28/54
Half.....	39	at Chicago.....	01/09/63
Quarter.....	30	at Chicago.....	01/09/63

## MOST REBOUNDS

Season.....	6,131		1960-61
Game.....	109	vs. Detroit.....	12/24/60
Half.....	65	vs. Cincinnati.....	01/12/62
Quarter.....	35	vs. Minneapolis.....	02/26/60

## MOST ASSISTS

Season.....	2,448		1987-88
Game.....	46	vs. Dallas.....	12/18/85
Half.....	26	vs. LA Clippers.....	03/06/87
	26	vs. Dallas.....	12/18/85
	26	vs. Detroit.....	11/03/63
Quarter.....	23	vs. Washington.....	12/11/08

## MOST PERSONAL FOULS

Season.....	2,320		1969-70
-------------	-------	--	---------

## MOST DISQUALIFICATIONS

Season.....	56		1952-53
-------------	----	--	---------

HIGHEST FIELD GOAL PERCENTAGE

Season .....	.521 .....	1987-88
Game .....	.679 .....	vs. Golden State 11/21/84

HIGHEST FREE THROW PERCENTAGE

Season .....	.832 .....	1989-90
Game .....	1.000 .....	vs. Miami (35-for-35) 04/12/90

HIGHEST THREE POINT FIELD GOAL PERCENTAGE

Season .....	.397 .....	2008-09
Game .....	1.000 .....	at New Jersey (4-for-4) 03/25/92
	1.000 .....	vs. Philadelphia (4-for-4) 12/04/81

MOST THREE POINT FIELD GOALS MADE

Season .....	719 .....	2002-03
Game .....	17 .....	at Portland 01/03/03
	17 .....	at Atlanta 11/17/01

MOST THREE POINT FIELD GOALS ATTEMPTED

Season .....	2,021 .....	2014-15
Game .....	38 .....	at Portland 02/13/2003

MOST BLOCKS

Season .....	594 .....	1980-81
Game .....	16 .....	at Chicago 01/21/83

MOST STEALS

Season .....	987 .....	1997-98
Game .....	21 .....	at Orlando 01/10/98
	21 .....	at Phoenix 12/30/97
	21 .....	at Chicago 03/26/83
	21 .....	vs. LA Lakers 01/18/81

MOST PLAYERS AVERAGING DOUBLE FIGURES

Season .....	.8 .....	1979-80
--------------	----------	---------

### MOST FIELD GOALS MADE

Boston .....	72 .....	vs Minneapolis.....	02/27/59
Opposition .....	69 .....	at Detroit.....	03/09/79

### MOST FIELD GOALS ATTEMPTED

Boston .....	150 .....	vs Philadelphia.....	03/02/60
Opposition .....	142 .....	at Detroit.....	11/17/59 (Unofficial)

### MOST THREE POINT FIELD GOALS MADE

Boston .....	17 .....	at Portland.....	01/03/03
	17 .....	at Atlanta.....	11/17/01
Opposition .....	18 .....	at Seattle.....	02/22/04

### MOST THREE POINT FIELD GOALS MADE, NO MISSES

Boston .....	4 .....	at New Jersey.....	03/25/92
	4 .....	vs Philadelphia.....	12/04/81
Opposition .....	4 .....	at Washington.....	11/03/79

### MOST THREE POINT FIELD GOALS ATTEMPTED

Boston .....	37 .....	at Atlanta.....	11/17/01
Opposition .....	41 .....	vs. Seattle .....	12/10/03

### MOST FREE THROWS MADE

Boston .....	56 .....	at Minneapolis.....	11/28/54
Opposition .....	48 .....	at Phoenix.....	02/19/71
	48 .....	vs. Milwaukee.....	03/08/70 (Unofficial)

### MOST FREE THROWS ATTEMPTED

Boston .....	66 .....	at Minneapolis.....	11/28/54
Opposition .....	64 .....	at Atlanta.....	02/15/70 (Unofficial)

### MOST REBOUNDS

Boston .....	109 .....	vs. Detroit .....	12/24/60
Opposition .....	107 .....	Detroit at New York.....	11/15/60

### MOST ASSISTS

Boston .....	46 .....	vs. Dallas.....	12/18/85
Opposition .....	49 .....	at San Antonio.....	02/14/79

### MOST PERSONAL FOULS

Boston .....	42 .....	vs. Miami.....	12/04/95 (Unofficial)
Opposition .....	46 .....	at New York .....	11/18/87 (Unofficial)

### MOST BLOCKS

Boston .....	16 .....	at Chicago.....	01/21/83
Opposition .....	17 .....	at Philadelphia.....	04/11/82 (Unofficial)

### MOST STEALS

Boston	21	at Orlando	01/10/98
	21	at Phoenix	12/30/97
	21	at Chicago	03/26/83
	21	vs. Lakers	01/18/81
Opposition	20	at Seattle	02/17/96
	20	at Milwaukee	11/07/92 (Unofficial)

### MOST TURNOVERS

Boston	40	Portland at Philadelphia	01/05/71
Opposition	37	at New Jersey	10/31/79 (Unofficial)

### HIGHEST FG%

Boston	.679	vs. Golden State	11/21/84 (55-for-81)
Opposition	.659	at Denver	02/17/88 (Unofficial) (54-for-82)

### HIGHEST FT%

Boston	1.000	vs. Charlotte	04/11/14 (13-for-13)
	1.000	at Detroit	11/03/13 (12-for-12)
	1.000	at Miami	04/12/13 (13-for-13)
	1.000	at Atlanta	01/25/13 (20-for-20)
	1.000	at Chicago	11/12/12 (16-for-16)
	1.000	vs. LA Lakers	02/09/12 (5-for-5)
	1.000	vs. Charlotte	02/07/12 (8-for-8)
	1.000	vs. Orlando	01/23/12 (19-for-19)
	1.000	vs. Detroit	12/30/11 (19-for-19)
	1.000	at New York	12/15/10 (21-for-21)
	1.000	at Dallas	11/08/10 (7-for-7)
	1.000	at Detroit	11/02/10 (18-for-18)
	1.000	vs. L.A. Clippers	02/04/04 (8 for 8)
	1.000	vs. Miami	04/12/90 (35-for-35)
Opposition	1.000	vs. Memphis	03/11/15 (13-for-13)
	1.000	at Cleveland	03/03/15 (14-for-14)
	1.000	vs. Indiana	11/07/14 (13-for-13)
	1.000	vs. Orlando	02/01/13 (9-for-9)
	1.000	vs. Toronto	01/23/08 (19-for-19)
	1.000	at Toronto	04/04/06 (28-for-28)
	1.000	at Washington	11/24/01 (16-for-16)
	1.000	at New York	12/21/00 (9-for-9)
	1.000	vs. Miami	03/24/93 (30-for-30)
	1.000	at Utah	12/28/85 (30-for-30)

### MOST WINS

Season	68		1972-73
Consecutive	19		11/15/08-12/23/08
Season, At home	40	(1 loss)	1985-86
Consecutive, At home	38	(2 seasons)	12/10/85-11/28/86
Season, On road	32	(8 losses)	1972-73 & 1974-75
Consecutive, On road	13		12/05/64-01/20/65
Best winning percentage	.829	68 wins, 14 losses	1972-73
Consecutive, Start	14		10/22/57-11/27/57

### MOST LOSSES

Season	67		1996-97
Consecutive	18		01/07/07-02/14/07
Worst winning percentage	.185	15 wins, 67 losses	1996-97



All records are regular season only, and do not include those games played before the inception of the 24-second shot clock in 1954-55. Due to incomplete information, some records are left as unofficial; in these instances, highest and lowest possibilities are noted based on NBA records (for example, Boston's best 3rd quarter output is listed as 49 but could be as high as 50 or as low as another 49). These extremes are factual due to various research.

### FEWEST FIELD GOALS MADE

Boston	22	at Miami	12/27/02
	22	vs. Miami	01/04/02
	22	vs. Cleveland	02/08/95
Opposition	16	vs. Orlando	01/23/12
	17	vs. Miami	03/30/08
	22	vs. Milwaukee	03/13/11

### FEWEST FIELD GOALS ATTEMPTED

Boston	59	vs. Milwaukee at Providence	02/27/55
Opposition	53	at Cleveland	11/29/97

### FEWEST THREE POINT FIELD GOALS MADE

Boston	0	at Philadelphia	03/07/12
	0	at Orlando	01/22/09
	0	vs. Utah	12/21/05
	0	at Seattle	02/11/03
	0	vs. Atlanta	01/15/03
	0	at Atlanta	03/11/99
	0	at Charlotte	03/09/99
Opposition	0	vs. Philadelphia	12/23/08
	0	vs. Washington	11/02/07
	0	vs. Philadelphia	04/11/07
	0	vs. Cleveland	04/01/07
	0	at Indiana	01/30/07
	0	at Philadelphia	12/13/06
	0	vs. Orlando	11/13/06
	0	at New York	03/29/06
	0	at NO/Oklahoma City	12/07/05
	0	vs. Philadelphia	03/11/01

### FEWEST THREE POINT FIELD GOALS ATTEMPTED

Boston	0	vs. Chicago	11/13/93
Opposition	0	at Washington	11/24/01
	0	vs. Cleveland	04/17/98
	0	at New Jersey	03/27/98
	0	vs. Vancouver	01/15/98
	0	at Toronto	12/17/97
	0	at Indiana	11/20/93

### FEWEST FREE THROWS MADE

Boston	4	vs. Milwaukee	04/11/08
	4	at Orlando	04/05/98
	4	vs. Seattle	01/09/98
	4	at Philadelphia	01/10/94 (Unofficial)
Opposition	3	vs. New Jersey	11/15/89
	3	vs. Capital at Washington	02/17/74

### FEWEST FREE THROWS ATTEMPTED

Boston	5	vs. LA Lakers	02/09/12
	5	vs. Milwaukee	04/11/08
	5	vs. Seattle	01/09/98
Opposition	5	vs. Miami	04/02/03

### FEWEST REBOUNDS

Boston .....	24	vs. Orlando .....	02/12/06
Opposition .....	21	at Detroit .....	12/13/94

### FEWEST ASSISTS

Boston .....	3	vs. Minneapolis at Louisville .....	11/28/56
Opposition .....	3	vs. New York .....	03/28/76
	3	at Baltimore .....	10/16/63

### FEWEST PERSONAL FOULS

Boston .....	9	at Utah .....	02/16/87
Opposition .....	8	vs. San Antonio .....	04/04/12

### FEWEST BLOCKS

Boston .....	0	at New York .....	02/03/15
	0	vs. Oklahoma City .....	01/24/14
	0	at Detroit .....	11/18/12
	0	at Minnesota .....	03/27/11
	0	vs. Memphis .....	03/23/11
	0	at New York .....	03/21/11
	0	at Miami .....	11/11/10
	0	vs. Cleveland .....	10/28/08
	0	vs. San Antonio .....	02/10/08
	0	at Miami .....	11/30/07
	0	at New Jersey .....	04/16/06
	0	at Miami .....	03/16/06
	0	vs. Miami .....	03/01/06
	0	vs. Toronto .....	03/16/05
	0	at Dallas .....	03/19/04
	0	at Miami .....	01/20/04
	0	at L.A. Lakers .....	12/28/03
	0	at Washington .....	04/06/03
	0	at Indiana .....	03/19/03
	0	vs. Chicago .....	10/30/02
	0	at Washington .....	03/11/02
	0	at Charlotte .....	12/15/01
Opposition .....	0	vs. Golden State .....	01/10/14
	0	vs. Minnesota .....	12/16/13
	0	at New York .....	04/17/12
	0	vs. Detroit .....	12/30/11
	0	vs. Detroit .....	04/03/11
	0	vs. New York .....	02/13/08
	0	at New York .....	01/21/08
	0	vs. Milwaukee .....	12/14/07
	0	at Milwaukee .....	04/13/05
	0	vs. New Jersey .....	02/02/05
	0	vs. Utah .....	12/17/04
	0	vs. Orlando .....	01/07/04
	0	vs. Washington .....	04/06/03
	0	at Detroit .....	03/15/03
	0	at Atlanta .....	11/23/02
	0	vs. Houston .....	02/01/98
	0	vs. New York .....	01/26/98
	0	at Charlotte .....	11/22/95

### FEWEST STEALS

Boston .....	0	at Minnesota .....	02/02/90
	0	at Detroit .....	10/26/84
Opposition .....	0	at Minnesota .....	02/06/05
	0	vs. Chicago .....	03/24/76

### FEWEST TURNS

Boston .....	4	at Sacramento .....	03/20/09
	4	at Seattle .....	12/27/07
	4	at Golden State .....	02/18/03
	4	vs. Phoenix .....	04/02/93
Opposition .....	4	at Washington .....	01/25/90

### LOWEST FG%

Boston .....	278	at Miami .....	12/27/02 (22-for-79)
Opposition .....	246	vs. Orlando .....	1/23/12 (16-for-65)

### LOWEST FT%

Boston .....	357	vs. Houston .....	11/11/94 (5-for-14) [321-Unofficial]
Opposition .....	316	at Atlanta .....	01/08/75 (6-for-19)

# MEMBERS OF THE NAISMITH MEMORIAL HALL OF FAME

## SPRINGFIELD, MA

Ed Macauley.....	Player.....	1960
Andy Phillip.....	College Player.....	1961
John (Honey) Russell.....	Player.....	1964
Walter Brown.....	Contributor.....	1965
Bill Mokray.....	Contributor.....	1965
Alvin (Doggie) Julian.....	Coach.....	1967
Arnold (Red) Auerbach.....	Coach.....	1968
Bob Cousy.....	Player.....	1970
Bill Russell.....	Player.....	1974
Bill Sharman.....	Player.....	1975
Bill Sharman.....	Coach.....	2004
Frank Ramsey.....	Player.....	1981
Sam Jones.....	Player.....	1983
John Havlicek.....	Player.....	1984
Tom Heinsohn.....	Player.....	1985-86
Bob Houbregs.....	Player.....	1986-87
Pete Maravich.....	Player.....	1986-87
Clyde Lovellette.....	Player.....	1987-88
K.C. Jones.....	Player.....	1988-89
Dave Bing.....	Player.....	1989-90
Nate (Tiny) Archibald.....	Player.....	1990-91
Dave Cowens.....	Player.....	1990-91
Bill Walton.....	Player.....	1992-93
Bailey Howell.....	Player.....	1996-97
Larry Bird.....	Player.....	1997-98
Arnie Risen.....	Player.....	1997-98
Kevin McHale.....	Player.....	1998-99
John Thompson.....	Coach.....	1998-99
Wayne Embry.....	Contributor.....	1998-99
Bob McAdoo.....	Player.....	1999-00
Robert Parish.....	Player.....	2002-03
Dave Gavitt.....	Contributor.....	2005-06
Dominique Wilkins.....	Player.....	2005-06
Dennis Johnson.....	Player.....	2009-10
Tom Sanders.....	Contributor.....	2010-11
Artis Gilmore.....	Player.....	2010-11
Don Nelson.....	Coach.....	2011-12
Don Barksdale.....	Contributor.....	2011-12
Gary Payton.....	Player.....	2012-13
Jo Jo White.....	Player.....	2014-15
Tom Heinsohn.....	Coach.....	2014-15

## CURT GOWDY MEDIA AWARD

Established by the Hall of Fame's Board of Trustees to single out members of the media for outstanding contribution to basketball.

Curt Gowdy.....	Electronic.....	1990
Johnny Most.....	Electronic.....	1993
Bob Ryan.....	Print.....	1997
Jackie MacMullan.....	Print.....	2010

## JOHN BUNN AWARD

Established by the Hall of Fame's Board of Trustees to a figure who has contributed greatly to the game of basketball.

Curt Gowdy.....	1978	Dave Gavitt.....	1987
Red Auerbach.....	1980	Tom Sanders.....	2007
Bob Cousy.....	1983		

## CEREMONIES OF RETIRED NUMBERS

1.....Walter Brown.....	Wednesday, October 17, 1964
2.....Red Auerbach.....	Friday, January 4, 1985
3.....Dennis Johnson.....	Friday, December 13, 1991
6.....Bill Russell.....	Sunday, March 12, 1972
10.....Jo Jo White.....	Friday, April 9, 1982
14.....Bob Cousy.....	Wednesday, October 16, 1963; Cousy Day: March 17, 1963
15.....Tom Heinsohn.....	Saturday, October 15, 1966
16.....Tom Sanders.....	January 19, 1973
17.....John Havlicek.....	Wednesday, October 13, 1978
18.....Dave Cowens.....	Sunday, February 8, 1981
19.....Don Nelson.....	1978
21.....Bill Sharman.....	Saturday, October 15, 1966

22.....Ed Macauley.....	Wednesday, October 16, 1963
23.....Frank Ramsey.....	Fall, 1964
24.....Sam Jones.....	Sunday, March 9, 1969
25.....K.C. Jones.....	Sunday, February 12, 1967
31.....Cedric Maxwell.....	Monday, December 15, 2003
32.....Kevin McHale.....	Sunday, January 30, 1994
33.....Larry Bird.....	Thursday, February 4, 1993
35.....Reggie Lewis.....	Wednesday, March 22, 1995
00.....Robert Parish.....	Sunday, January 18, 1998
**.....Jim Loscutoff.....	Saturday, April 14, 1973

\*\* "Loscutoff" was retired but his number 18 was kept active (retired in honor of Dave Cowens).

### ALL-STAR GAME PLAYERS

PLAYER	TOTAL	YEARS
Bob Cousy.....	13	51, 52, 53, 54, 55, 56, 57, 58, 59, 60, 61, 62, 63
John Havlicek.....	13	66, 67, 68, 69, 70, 71, 72, 73, 74, 75, 76, 77, 78
Larry Bird.....	12	80, 81, 82, 83, 84, 85, 86, 87, 88, 90, 91, 92
Bill Russell.....	12	58, 59, 60, 61, 62, 63, 64, 65, 66, 67, 68, 69
Paul Pierce.....	10	02, 03, 04, 05, 06, 08, 09, 10, 11, 12
Robert Parish.....	9	81, 82, 83, 84, 85, 86, 87, 90, 91
Bill Sharman.....	8	53, 54, 55, 56, 57, 58, 59, 60
Dave Cowens.....	7	72, 73, 74, 75, 76, 77, 78
Kevin McHale.....	7	84, 86, 87, 88, 89, 90, 91
Jolo White.....	7	71, 72, 73, 74, 75, 76, 77
Tom Heinsohn.....	6	57, 61, 62, 63, 64, 65
Ed Macauley.....	6	51, 52, 53, 54, 55, 56
Kevin Garnett.....	5	08, 09, 10, 11, 13
Sam Jones.....	5	62, 64, 65, 66, 68
Rajon Rondo.....	4	10, 11, 12, 13
Ray Allen.....	3	08, 09, 11
Nate Archibald.....	3	80, 81, 82
Antoine Walker.....	3	98, 02, 03
Danny Ainge.....	1	88
Don Barksdale.....	1	53
Bailey Howell.....	1	67
Dennis Johnson.....	1	85
Reggie Lewis.....	1	92
Paul Silas.....	1	75
<b>TOTALS.....</b>	<b>136</b>	

Injured: Bird (91, 92); Cowens (77); Heinsohn (65).  
No Celtics: (79, 93, 94, 95, 96, 97, 99, 00, 01, 07).

### ALL-STAR SATURDAY (3-POINT SHOOTOUT/ SLAM DUNK TOURNEY/ROOKIE GAME)

PLAYER	TOTAL	YEARS	EVENT
Larry Bird.....	5	86, 87, 88, 90, 92	3-Point Shootout
Paul Pierce.....	3	02, 10, 11	3-Point Shootout
Danny Ainge.....	2	88, 89	3-Point Shootout
Kelly Olynyk.....	2	14, 15	Rookie Game, (Soph) Rookie Gm
Rajon Rondo.....	2	08, 12	(Soph) Rookie Game, Skills Comp.
Ray Allen.....	1	11	3-Point Shootout
Antoine Walker.....	1	03	3-Point Shootout
Dana Barros.....	1	96	3-Point Shootout
Gerald Green.....	1	07	Slam Dunk Tourney
Ricky Davis.....	1	04	Slam Dunk Tourney
Greg Minor.....	1	96	Slam Dunk Tourney
Dee Brown.....	1	91	Slam Dunk Tourney
Tony Allen.....	1	05	Rookie Game
Al Jefferson.....	1	05	Rookie Game
Joe Johnson.....	1	02	Rookie Game
Adrian Griffin.....	1	00	Rookie Game
Paul Pierce.....	1	00	Rookie Game
Chauncey Billups.....	1	98	Rookie Game
Ron Mercer.....	1	98	Rookie Game
Antoine Walker.....	1	97	Rookie Game
Eric Williams.....	1	96	Rookie Game
Eric Montross.....	1	95	Rookie Game
Dino Radja.....	1	94	Rookie Game
Jared Sullinger.....	1	14	(Soph) Rookie Game
Delonte West.....	1	06	(Soph) Rookie Game

Individual Winners: Bird (86, 87, 88), Brown (91), Green (07);  
Pierce (10).  
Injured: Bird (92).

### COACHES IN LEGENDS GAMES

COACH	TOTAL	YEARS
Bob Cousy.....	2	88, 90
Red Auerbach.....	1	84
Tom Heinsohn.....	1	92
Bill Russell.....	1	86

Note: The NBA discontinued this event after 1993.

### LEGENDS IN AT&T SHOOTOUT

PLAYER	TOTAL	YEARS
Nate Archibald.....	1	97
Jolo White.....	1	97

### ALL-STAR GAME COACHES

COACH	TOTAL	YEARS	W-L
Red Auerbach.....	11	57, 58, 59, 60, 61, 62	7-4
		63, 64, 65, 66, 67	
Tom Heinsohn.....	4	72, 73, 74, 76	2-2
K.C. Jones.....	4	84, 85, 86, 87	2-2
Glenn "Doc" Rivers.....	2	08, 11	1-1
Bill Fitch.....	1	82	1-0
Chris Ford.....	1	91	1-0
<b>TOTALS.....</b>	<b>23</b>		<b>14-9</b>

### ALL-STAR GAME MOST VALUABLE PLAYERS

PLAYER	TOTAL	YEARS
Bob Cousy.....	2	54, 57
Nate Archibald.....	1	81
Larry Bird.....	1	82
Dave Cowens.....	1	73
Ed Macauley.....	1	51
Bill Russell.....	1	63
Bill Sharman.....	1	55

### ALL-STAR GAMES IN BOSTON

DATE	RESULT	ATTENDANCE
March 2, 1951.....	W/111-94	10,094
February 11, 1952.....	W/108-91	10,211
January 15, 1957.....	W/109-97	11,178
January 14, 1964.....	W/111-107	13,464

### PLAYERS IN LEGENDS GAMES

PLAYER	TOTAL	YEARS
Dave Cowens.....	8	86, 87, 88, 89, 90, 91, 92, 93
Dave Bing.....	5	84, 85, 88, 90, 92
John Havlicek.....	5	84, 85, 86, 87, 88
Pete Maravich.....	4	84, 85, 86, 87
Bob Cousy.....	3	85, 86, 87
Bailey Howell.....	3	86, 88, 90
Sam Jones.....	3	84, 87, 91
Nate Archibald.....	2	87, 89
Artis Gilmore.....	2	92, 93
Tom Heinsohn.....	2	84, 85
Tom Sanders.....	2	86, 88
Otis Birdsong.....	1	93
M.L. Carr.....	1	93
Don Chaney.....	1	89
Ed Macauley.....	1	87
Bill Russell.....	1	86
Charlie Scott.....	1	91
Bill Sharman.....	1	84
Paul Silas.....	1	87
Paul Westphal.....	1	89
Jolo White.....	1	92

Note: The NBA discontinued this event after 1993.

### COACHES IN ROOKIE GAMES

COACH	TOTAL	YEARS
Red Auerbach.....	1	97

**NBA MOST VALUABLE PLAYER**

Originated in 1946-47

1956-57.....	Bob Cousy
1957-58.....	Bill Russell
1960-61.....	Bill Russell
1961-62.....	Bill Russell
1962-63.....	Bill Russell
1964-65.....	Bill Russell
1972-73.....	Dave Cowens
1983-84.....	Larry Bird
1984-85.....	Larry Bird
1985-86.....	Larry Bird

**NBA FINALS MOST VALUABLE PLAYER**

Originated in 1969

1974.....	John Havlicek
1976.....	Jo Jo White
1981.....	Cedric Maxwell
1984.....	Larry Bird
1986.....	Larry Bird
2008.....	Paul Pierce

**NBA EXECUTIVE OF THE YEAR**

Originated in 1972-73

1979-80.....	Red Auerbach
2007-08.....	Danny Ainge

**NBA COACH OF THE YEAR**

Originated in 1962-63

1964-65.....	Red Auerbach
1972-73.....	Tom Heinsohn
1979-80.....	Bill Fitch

**NBA DEFENSIVE PLAYER OF THE YEAR**

Originated in 1982-83

2007-08.....	Kevin Garnett
--------------	---------------

**NBA SIXTH MAN OF THE YEAR**

Originated in 1982-83

1983-84.....	Kevin McHale
1984-85.....	Kevin McHale
1985-86.....	Bill Walton

**NBA ROOKIE OF THE YEAR**

Originated in 1952-53

1956-57.....	Tom Heinsohn
1970-71.....	Dave Cowens (shared with Portland's Geoff Petrie)
1979-80.....	Larry Bird

**NBA ALL-ROOKIE TEAM**

Originated in 1962-63

1962-63.....	John Havlicek
1969-70.....	Jo Jo White
1970-71.....	Dave Cowens
1979-80.....	Larry Bird
1980-81.....	Kevin McHale
1988-89.....	Brian Shaw (2nd)
1990-91.....	Dee Brown (1st)
1991-92.....	Rick Fox (2nd)
1993-94.....	Dino Radja (2nd)
1994-95.....	Eric Montross (2nd)
1996-97.....	Antoine Walker (1st)
1997-98.....	Ron Mercer (1st)
1998-99.....	Paul Pierce (1st)
2002-03.....	J.R. Bremer (3rd)
2004-05.....	Al Jefferson (2nd)
2005-06.....	Ryan Gomes (2nd)
2006-07.....	Rajon Rondo (2nd)
2013-14.....	Kelly Olynyk (2nd)
2014-15.....	Marcus Smart (2nd)

**ALL-NBA TEAMS**

Originated in 1946-47

**BY PLAYER:**

PLAYER	1ST	2ND	3RD	TOTAL
Bob Cousy.....	10	2	0	12
John Havlicek.....	4	7	0	11
Bill Russell.....	3	8	0	11
Larry Bird.....	9	1	0	10
Bill Sharman.....	4	3	0	7
Ed Macauley.....	3	1	0	4
Paul Pierce.....	0	1	3	4
Tom Heinsohn.....	0	4	0	4
Dave Cowens.....	0	3	0	3
Sam Jones.....	0	3	0	3
JoJo White.....	0	2	0	2
Robert Parish.....	0	1	1	2
Kevin Garnett.....	1	0	0	1
Kevin McHale.....	1	0	0	1
Ed Sadowski.....	1	0	0	1
Nate Archibald.....	0	1	0	1
Rajon Rondo.....	0	0	1	1

**BY SEASON:**

1947-48.....	Ed Sadowski (1st)
1950-51.....	Ed Macauley (1st)
1951-52.....	Ed Macauley (1st); Bob Cousy (1st)
1952-53.....	Ed Macauley (1st); Bob Cousy (1st); Bill Sharman (2nd)
1953-54.....	Bob Cousy (1st); Ed Macauley (2nd)
1954-55.....	Bob Cousy (1st); Bill Sharman (2nd)
1955-56.....	Bob Cousy (1st); Bill Sharman (1st)
1956-57.....	Bob Cousy (1st); Bill Sharman (1st)
1957-58.....	Bob Cousy (1st); Bill Sharman (1st); Bill Russell (2nd)
1958-59.....	Bob Cousy (1st); Bill Sharman (1st); Bill Russell (1st)
1959-60.....	Bob Cousy (1st); Bill Sharman (1st); Bill Russell (2nd)
1960-61.....	Bob Cousy (1st); Bill Russell (2nd); Tom Heinsohn (2nd)
1961-62.....	Bob Cousy (2nd); Bill Russell (2nd); Tom Heinsohn (2nd)
1962-63.....	Bill Russell (1st); Bob Cousy (2nd); Tom Heinsohn (2nd)
1963-64.....	Bill Russell (2nd); Tom Heinsohn (2nd); John Havlicek (2nd)
1964-65.....	Bill Russell (1st); Sam Jones (2nd)
1965-66.....	Bill Russell (2nd); John Havlicek (2nd); Sam Jones (2nd)
1966-67.....	Bill Russell (2nd); Sam Jones (2nd)
1967-68.....	Bill Russell (2nd); John Havlicek (2nd)
1968-69.....	John Havlicek (2nd)
1969-70.....	John Havlicek (2nd)
1970-71.....	John Havlicek (1st)
1971-72.....	John Havlicek (1st)
1972-73.....	John Havlicek (1st); Dave Cowens (2nd)
1973-74.....	John Havlicek (1st)
1974-75.....	John Havlicek (2nd); Dave Cowens (2nd); JoJo White (2nd)
1975-76.....	John Havlicek (2nd); Dave Cowens (2nd)
1976-77.....	JoJo White (2nd)
1979-80.....	Larry Bird (1st)
1980-81.....	Larry Bird (1st); Nate Archibald (2nd)
1981-82.....	Larry Bird (1st); Robert Parish (2nd)
1982-83.....	Larry Bird (1st)
1983-84.....	Larry Bird (1st)
1984-85.....	Larry Bird (1st)
1985-86.....	Larry Bird (1st)
1986-87.....	Larry Bird (1st); Kevin McHale (1st)
1987-88.....	Larry Bird (1st)
1988-89.....	Robert Parish (3rd)
1989-90.....	Larry Bird (2nd)
2001-02.....	Paul Pierce (3rd)
2002-03.....	Paul Pierce (3rd)
2007-08.....	Kevin Garnett (1st); Paul Pierce (3rd)
2008-09.....	Paul Pierce (2nd)
2011-12.....	Rajon Rondo (3rd)

## NBA ALL-DEFENSIVE TEAM

1968-69	Bill Russell (1st); John Havlicek (2d); Tom Sanders (2d)
1969-70	John Havlicek (2d)
1970-71	John Havlicek (2d)
1971-72	John Havlicek (1st); Don Chaney (2d)
1972-73	John Havlicek (1st); Don Chaney (2d); Paul Silas (2d)
1973-74	John Havlicek (1st); Don Chaney (2d)
1974-75	John Havlicek (1st); Paul Silas (1st); Don Chaney (2d); Dave Cowens (2d)
1975-76	Dave Cowens (1st); John Havlicek (1st); Paul Silas (1st)
1979-80	Dave Cowens (2d)
1981-82	Larry Bird (2d)
1982-83	Larry Bird (2d); Kevin McHale (2d)
1983-84	Larry Bird (2d); Dennis Johnson (2d);
1984-85	Dennis Johnson (2d)
1985-86	Kevin McHale (1st); Dennis Johnson (2d)
1986-87	Kevin McHale (1st); Dennis Johnson (1st)
1987-88	Kevin McHale (1st)
1988-89	Kevin McHale (2d)
1989-90	Kevin McHale (2d)
2007-08	Kevin Garnett (1st)
2008-09	Kevin Garnett (1st); Rajon Rondo (2nd)
2009-10	Rajon Rondo (1st)
2010-11	Rajon Rondo, Kevin Garnett (1st)
2011-12	Rajon Rondo, Kevin Garnett (2nd)
2012-13	Avery Bradley (2nd)

## COMCAST SPORTSNET/SIERRA MIST SIXTH STAR

1987-88	Dirk Minniefeld
1988-89	Reggie Lewis
1989-90	Joe Kleine
1990-91	Kevin Gamble
1991-92	Ed Pinkney
1992-93	Xavier McDaniel
1993-94	Dino Radja
1994-95	Eric Montross
1995-96	David Wesley
1996-97	David Wesley
1997-98	Ron Mercer
1998-99	Paul Pierce
1999-00	Adrian Griffin
2000-01	Bryant Stith
2001-02	Erick Strickland
2002-03	Walter McCarty
2003-04	Mark Blount
2004-05	Ricky Davis
2005-06	Delonte West
2006-07	Al Jefferson
2007-08	Rajon Rondo
2008-09	Leon Powe
2009-10	Tony Allen

## CELTICS ON NBA'S 25TH ANNIVERSARY TEAM

Coach	Red Auerbach
Players	Bob Cousy, Bill Russell, Bill Sharman, Sam Jones

## CELTICS ON NBA'S 35TH ANNIVERSARY TEAM

Coach	Red Auerbach
Players	Bob Cousy, John Havlicek, Bill Russell

## CELTICS AMONG NBA'S 50 GREATEST PLAYERS TEAM

Nate Archibald	John Havlicek	Robert Parish
Dave Bing	Sam Jones	Bill Russell
Larry Bird	Pete Maravich	Bill Sharman
Bob Cousy	Kevin McHale	Bill Walton
Dave Cowens		

## CELTICS AMONG NBA'S 10 BEST COACHES OF ALL-TIME

Red Auerbach	Bill Fitch	Don Nelson
--------------	------------	------------

## CHUCK DALY LIFETIME ACHIEVEMENT AWARD

2009	Tom Heinsohn
------	--------------

## NBA PLAYER OF THE WEEK

03/03/80	Larry Bird
12/01/80	Robert Parish
01/12/81	Nate Archibald
12/28/81	Larry Bird
01/17/82	Larry Bird
03/22/82	Robert Parish
11/29/82	Larry Bird
12/13/82	Larry Bird
04/04/83	Larry Bird
02/20/84	Larry Bird
03/12/84	Larry Bird
03/18/85	Larry Bird
12/02/85	Larry Bird
01/20/86	Larry Bird
02/17/86	Larry Bird
03/17/86	Larry Bird
11/17/86	Robert Parish
01/05/87	Larry Bird
11/16/87	Larry Bird
12/19/88	Robert Parish
04/13/92	Reggie Lewis
03/19/01	Paul Pierce
12/02/01	Paul Pierce
04/07/02	Paul Pierce
12/02/02	Paul Pierce
12/09/02	Antoine Walker
01/13/03	Antoine Walker
01/20/03	Paul Pierce
12/08/03	Paul Pierce
01/05/04	Paul Pierce
02/06/05	Paul Pierce
03/13/05	Paul Pierce
03/12/06	Paul Pierce
03/04/07	Al Jefferson
11/11/07	Kevin Garnett
12/16/07	Paul Pierce
12/30/07	Paul Pierce
03/23/08	Kevin Garnett
04/13/08	Kevin Garnett
03/22/10	Paul Pierce
10/31/10	Rajon Rondo
12/14/10	Paul Pierce
03/06/11	Paul Pierce
02/05/12	Paul Pierce
04/01/12	Paul Pierce
04/15/12	Kevin Garnett
12/09/13	Jordan Crawford
02/10/14	Jared Sullinger
03/02/15	Isaiah Thomas
04/13/15	Isaiah Thomas

## NBA PLAYER OF THE MONTH

02/80	Larry Bird
01/82	Larry Bird
11/82	Larry Bird
12/84	Larry Bird
03/85	Larry Bird
02/86	Larry Bird
03/86	Larry Bird
03/01	Paul Pierce
03/12	Paul Pierce & Antoine Walker
	Paul Pierce

## NBA ROOKIE OF THE MONTH

11/93	Dino Radja
02/99	Paul Pierce
11/99	Adrian Griffin

\*Co-Rookie of the Month with LA Clippers Lamar Odom

## NBA COACH OF THE MONTH

01/84, 03/86	K.C. Jones
04/90	Jimmy Rodgers
04/92	Chris Ford
11/07, 03/08, 04/08, 11/08, 04/09, 11/10	Glenn "Doc" Rivers
04/15	Brad Stevens

## RED AUERBACH AWARD

2006	Paul Pierce
2007	Al Jefferson
2008	Kevin Garnett
2009	Ray Allen
2010	Rajon Rondo
2011	Glenn "Doc" Rivers
2012	Kevin Garnett
2013	Paul Pierce
2014	Brandon Bass
2015	Avery Bradley

## GAMES ON CHRISTMAS DAY (13-16)

DATE	OPPONENT	OUTCOME	SCORE
12/25/48	at Philadelphia	L	77-80
12/25/49	at Rochester	L	79-88
12/25/50	at Rochester	L	77-90
12/25/51	at Minneapolis	L	93-100
12/25/52	at New York	L	84-97
12/25/53	at Fort Wayne	L	79-108
12/25/54	at Milwaukee	W	108-99
12/25/55	at Minneapolis	W	115-112
12/25/56	vs. Philadelphia (at New York)	L	82-89
12/25/57	at Philadelphia	L	105-115
12/25/58	at New York	W	129-120
12/25/59	at New York	W	123-119
12/25/61	at Syracuse	W	127-122
12/25/64	at New York	W	118-106
12/25/65	at Baltimore	W	113-99
12/25/67	at New York	W	134-124
12/25/69	at Phoenix	L	116-127
12/25/70	at LA Lakers	L	113-123
12/25/71	at Cincinnati	W	99-94
12/27/74	at Phoenix	L	96-110
12/25/80	at New York	W	117-108
12/25/85	at New York**	L	104-113
12/25/91	at Chicago	L	99-121
12/25/02	at New Jersey	W	81-117
12/25/08	at LA Lakers	L	83-92
12/25/09	at Orlando	W	86-77
12/25/10	at Orlando	L	78-86
12/25/11	at New York	L	104-106
12/25/12	at Brooklyn	W	93-76

\*denotes overtime

## GAMES ON ST. PATRICK'S DAY (22-12)

DATE	OPPONENT	OUTCOME	SCORE
3/17/63	vs. Syracuse	W	125-116
3/17/64	vs. New York	W	127-121
3/17/65	at New York	L	114-119
3/17/66	at Detroit	W	128-103
3/17/68	vs. Baltimore	L	139-147
3/17/70	at San Diego	L	117-125
3/17/72	vs. Philadelphia (at Hershey)	W	127-111
3/17/74	vs. Capital	W	129-103
3/17/77	at Milwaukee	L	91-100
3/17/78	vs. Phoenix	W	115-108
3/17/80	at New Jersey	W	117-92
3/17/81	at Washington	W	112-91
3/17/82	vs. Atlanta	W	113-109
3/17/84	at Atlanta	W	103-88
3/17/85	vs. Houston	W	134-120
3/17/87	at Milwaukee	L	115-123
3/17/89	at Detroit	L	98-106
3/17/91	vs. Philadelphia	W	110-105
3/17/92	at Milwaukee	L	106-127
3/17/95	at Los Angeles Lakers	W	118-92
3/17/96	vs. New Jersey*	W	107-106
3/17/97	vs. Milwaukee	W	126-117
3/17/98	at Dallas	L	93-99
3/17/99	vs. Los Angeles Clippers	W	118-84
3/17/00	at Atlanta	W	114-90
3/17/04	vs. Denver	W	104-100
3/17/06	at Orlando	L	77-84
3/17/07	at San Antonio	W	91-85
3/17/08	at San Antonio	W	93-91
3/17/09	at Chicago	L	121-127
3/17/10	vs. New York	W	109-97
3/17/12	at Denver	L	91-98
3/17/14	at Dallas	L	89-94

### GAMES

1. John Havlicek.....	1,270
2. Robert Parish.....	1,106
3. Paul Pierce.....	1,102
4. Kevin McHale.....	971
5. Bill Russell.....	963
6. Bob Cousy.....	917
7. Tom Sanders.....	916
8. Larry Bird.....	897
9. Don Nelson.....	872
10. Sam Jones.....	871

### MINUTES

1. John Havlicek.....	46,471
2. Bill Russell.....	40,726
3. Paul Pierce.....	40,329
4. Robert Parish.....	34,977
5. Larry Bird.....	34,443
6. Bob Cousy.....	30,131
7. Kevin McHale.....	30,118
8. Dave Cowens.....	28,551
9. Jojo White.....	26,770
10. Sam Jones.....	24,285

### FG MADE

1. John Havlicek.....	10,513
2. Larry Bird.....	8,591
3. Paul Pierce.....	7,876
4. Robert Parish.....	7,483
5. Kevin McHale.....	6,830
6. Sam Jones.....	6,271
7. Bob Cousy.....	6,167
8. Bill Russell.....	5,687
9. Jojo White.....	5,648
10. Dave Cowens.....	5,608

### FG ATTEMPTS

1. John Havlicek.....	23,930
2. Paul Pierce.....	17,630
3. Larry Bird.....	17,334
4. Bob Cousy.....	16,465
5. Sam Jones.....	13,745
6. Robert Parish.....	13,558
7. Bill Russell.....	12,930
8. Jojo White.....	12,782
9. Kevin McHale.....	12,334
10. Dave Cowens.....	12,193

### FG % (2,000 ATTEMPTS)

1. Kendrick Perkins.....	565 (1,164-2,062)
2. Cedric Maxwell.....	559 (2,786-4,984)
3. Kevin McHale.....	554 (6,830-12,334)
4. Robert Parish.....	552 (7,483-13,558)
5. Kevin Garnett.....	520 (2,576-4,951)
6. Kevin Gamble.....	518 (2,067-3,988)
7. Rick Robey.....	510 (1,144-2,241)
8. Brandon Bass.....	503 (1,304-2,591)
9. Dino Radja.....	497 (1,516-3,052)
10. Larry Bird.....	496 (8,591-17,334)

### 3-POINT FG %

(Ranked by %, with a minimum of 400 attempts)

1. Eddie House.....	325-of-787	.413
2. Ray Allen.....	798-of-1949	.409
3. Dana Barros.....	416-of-1023	.407
4. David Wesley.....	281-of-724	.388
5. Danny Ainge.....	348-of-901	.386
6. Tony Delk.....	180-of-476	.378
7. Larry Bird.....	649-of-1727	.376
8. Delonte West.....	185-of-496	.373
9. Paul Pierce.....	1823-of-4928	.370
10. Avery Bradley.....	267-of-727	.367

### FT MADE

1. Paul Pierce.....	6,434
2. John Havlicek.....	5,369
3. Bob Cousy.....	4,621
4. Larry Bird.....	3,960
5. Kevin McHale.....	3,634
6. Robert Parish.....	3,279
7. Bill Russell.....	3,148
8. Bill Sharman.....	3,047
9. Sam Jones.....	2,869
10. Cedric Maxwell.....	2,738

### FT ATTEMPTS

1. Paul Pierce.....	7,979
2. John Havlicek.....	6,589
3. Bob Cousy.....	5,753
4. Bill Russell.....	5,614
5. Kevin McHale.....	4,554
6. Robert Parish.....	4,491
7. Larry Bird.....	4,471
8. Sam Jones.....	3,572
9. Ed Macauley.....	3,518
10. Cedric Maxwell.....	3,496

### FT % (1,500 ATTEMPTS)

1. Larry Bird.....	886 (3,960-4,471)
2. Bill Sharman.....	883 (3,047-3,451)
3. Larry Siegfried.....	855 (1,500-1,755)
4. Dennis Johnson.....	840 (1,527-1,817)
5. Jojo White.....	833 (1,892-2,270)
6. Reggie Lewis.....	824 (1,479-1,794)
7. John Havlicek.....	815 (5,369-6,589)
8. Paul Pierce.....	806 (6,434-7,979)
9. Frank Ramsey.....	804 (2,480-3,083)
10. Bob Cousy.....	803 (4,621-5,753)
Sam Jones.....	803 (2,869-3,572)

### AVG POINTS (3 YRS. MIN.)

1. Larry Bird.....	24.3
2. Paul Pierce.....	21.8
3. John Havlicek.....	20.8
4. Antoine Walker.....	20.6
5. Ed Macauley.....	18.9
6. Tom Heinsohn.....	18.6
7. Bob Cousy.....	18.5
8. Jojo White.....	18.3
9. Dave Cowens.....	18.2
10. Bill Sharman.....	18.1

### POINTS

1. John Havlicek.....	26,395
2. Paul Pierce.....	24,021
3. Larry Bird.....	21,791
4. Robert Parish.....	18,245
5. Kevin McHale.....	17,335
6. Bob Cousy.....	16,955
7. Sam Jones.....	15,411
8. Bill Russell.....	14,522
9. Dave Cowens.....	13,192
10. Jojo White.....	13,188

### ASSISTS

1. Bob Cousy.....	6,945
2. John Havlicek.....	6,114
3. Larry Bird.....	5,695
4. Rajon Rondo.....	4,474
5. Paul Pierce.....	4,305
6. Bill Russell.....	4,100
7. Jojo White.....	3,686
8. Dennis Johnson.....	3,486
9. K.C. Jones.....	2,904
10. Dave Cowens.....	2,828

### REBOUNDS

1. Bill Russell.....	21,620
2. Robert Parish.....	11,051
3. Dave Cowens.....	10,170
4. Larry Bird.....	8,974
5. John Havlicek.....	8,007
6. Kevin McHale.....	7,122
7. Paul Pierce.....	6,651
8. Tom Sanders.....	5,798
9. Tom Heinsohn.....	5,749
10. Antoine Walker.....	4,782

### PERSONAL FOULS

1. John Havlicek.....	3,281
2. Paul Pierce.....	3,126
3. Robert Parish.....	3,125
4. Tom Sanders.....	3,044
5. Dave Cowens.....	2,783
6. Kevin McHale.....	2,758
7. Bill Russell.....	2,592
8. Tom Heinsohn.....	2,454
9. Larry Bird.....	2,279
10. Bob Cousy.....	2,231

### DISQUALIFICATIONS

1. Tom Sanders.....	94
2. Frank Ramsey.....	87
3. Dave Cowens.....	86
4. Tom Heinsohn.....	58
5. Robert Parish.....	53
6. Bob Brannum.....	42
7. Don Chaney.....	40
Jim Loscutoff.....	40
9. Cedric Maxwell.....	32
10. Bob Donham.....	31



## LARRY BIRD (69)

SEASON	NO.	TEAM	SITE	DATE	REB	AST	PTS	SCORE
1979-80	1	Detroit	Home	11/14	19	10	23	115-111
1980-81	6	* Phoenix	Away	12/30	10	10	27	116-97
		* San Diego	Away	01/01	13	10	13	88-85
		Utah	Home	01/21	10	10	20	117-87
		Indiana	Away	03/06	10	10	28	104-110
		New York	Away	03/24	13	10	16	118-116
		x Chicago	Away	04/10	17	10	24	113-107
1981-82	5	* New Jersey	Away	01/11	14	10	25	112-94
		* Atlanta	Home	01/13	19	15	28	116-95
		Seattle	Away	02/21	12	14	22	100-103
		x Philadelphia	Home	05/09	15	10	24	121-81
		x Philadelphia	Away	05/15	13	11	15	113-121
1982-83	4	Detroit	Away	12/04	16	12	30	119-112
		Utah	Away	01/01	15	11	14	127-112
		San Antonio	Away	01/07	12	10	25	116-113
		Washington	Away (OT)	04/02	10	12	34	121-117
1983-84	8	Denver	Away	11/15	11	10	28	140-124
		New York	Away (2OT)	11/22	11	11	16	113-117
		San Antonio	Home	11/30	14	13	23	130-106
		Philadelphia	Home	12/04	11	13	22	114-121
		Houston	Home	02/10	14	12	17	114-101
		Seattle	Away	02/17	13	13	30	111-100
		Chicago	Home	04/08	10	10	30	117-110
		x New York	Home	05/13	12	10	39	121-104
1984-85	8	* Phoenix	Away	12/26	11	10	34	119-114
		* LA Clippers	Away	12/27	13	13	13	118-103
		* San Antonio	Away	12/29	15	10	18	120-112
		New York	Away	01/07	10	10	26	108-97
		Utah	Away	02/18	12	10	30	110-94
		* Detroit	Home	03/03	15	10	30	138-129
		* New York	Away	03/05	19	10	20	110-102
		Milwaukee	Home	03/20	13	11	10	107-105
1985-86	13	New Jersey	Away (OT)	10/25	12	10	21	109-113
		New York	Away	11/23	10	10	18	113-104
		* Seattle	Away	02/13	15	11	31	107-98
		* Portland	Away (OT)	02/14	14	11	47	120-119
		Golden State	Away	02/19	12	11	36	115-100
		* Indiana	Home	02/23	11	12	30	113-98
		* New York	Away	02/25	18	13	24	91-74
		LA Clippers	Home	02/28	13	12	20	124-108
		Detroit	Home	04/02	11	13	29	122-106
		Philadelphia	Away	04/06	10	10	18	94-95
		x Milwaukee	Away	05/17	16	13	19	111-107
		x Houston	Away	06/01	15	11	25	104-106
		x Houston	Home	06/08	11	12	29	114-97
1986-87	6	Atlanta	Away (OT)	02/03	15	14	26	123-126
		Dallas	Away	02/18	12	11	16	113-96
		Philadelphia	Home	03/29	13	12	17	118-100
		Washington	Home	04/01	17	15	30	103-86
		Philadelphia	Away (OT)	04/05	10	12	39	104-106
		x Milwaukee	Home	05/19	16	11	18	104-91
1987-88	2	San Antonio	Away	02/10	17	10	39	136-120
		Milwaukee	Home	04/13	10	10	26	123-104

SEASON	NO.	TEAM	SITE	DATE	REB	AST	PTS	SCORE
<b>LARRY BIRD (CONTINUED)</b>								
1989-90	11	New Jersey	Home	11/15	15	10	12	126-92
		Charlotte	Away	12/05	13	11	11	114-101
		Denver	Home	12/08	12	12	24	102-103
		Seattle	Home	12/13	11	10	40	109-97
		Sacramento	Away (OT)	12/27	11	10	37	115-112
		Orlando	Away	01/17	10	10	14	133-111
	*	New Jersey	Home	03/18	18	11	29	122-106
	*	Cleveland	Home	03/21	10	16	25	123-114
		Cleveland	Away	04/06	15	10	11	109-104
		New York	Home	04/15	17	13	17	101-94
	x	New York	Home	04/26	18	10	24	116-105
1990-91	4	Miami	Home	11/26	14	11	21	118-101
		Atlanta	Home	12/23	10	10	14	132-104
		LA Lakers	Away	02/15	11	11	11	98-85
	x	Indiana	Home	04/26	12	12	21	127-120
1991-92	1	Portland	Home (2OT)	03/15	14	12	49	152-148

<b>RAJON RONDO (32)</b>								
2008-09	5	Indiana	Home	12/03	13	17	16	114-96
		Dallas	Away	02/12	15	14	19	99-92
	x	Chicago	Home	04/20	12	16	19	118-115
	x	Chicago	Away (OT)	04/28	11	11	25	106-109
		Orlando	Home	05/06	11	18	15	112-94
2009-10	4	Toronto	Away	01/10	10	13	22	114-107
		Denver	Home	03/24	11	15	11	113-99
	x	Cleveland	Home	05/09	18	13	29	97-87
	x	Los Angeles	Away	06/06	12	10	19	103-94
2010-11	4	New York	Home	10/29	10	24	10	105-101
		San Antonio	Home	01/05	10	23	12	105-103
		Miami	Home	02/13	10	10	11	85-82
	x	New York	Away	04/22	11	20	15	113-96
2011-12	10	Washington	Away	01/01	11	14	18	94-86
		Chicago	Home	02/12	10	15	32	95-91
		Milwaukee	Home	02/29	11	10	15	102-96
		New York	Home	03/04	17	20	18	115-111
		Miami	Home	04/01	11	14	16	91-72
		Atlanta	Home	04/11	10	20	10	88-86
	x	Atlanta	Home	05/04	14	12	17	90-84
	x	Philadelphia	Home	05/12	12	17	13	92-91
	x	Philadelphia	Home	05/26	10	10	18	85-75
	x	Miami	Away	06/09	10	14	22	88-101
2012-13	5	Philadelphia	Away	12/07	13	14	16	94-95
		Atlanta	Away	01/05	11	10	14	89-81
		Charlotte	Home	01/14	10	12	17	100-89
		New York	Home	01/24	10	11	23	86-89
		Atlanta	Away	01/25	10	11	16	111-123
2013-14	1	Philadelphia	Home	04/04	11	16	11	102-111
2014-15	3	Toronto	Home	11/05	10	15	13	107-110
		Washington	Home	12/07	13	11	13	101-93
		Charlotte	Away	12/10	10	10	12	87-96

<b>ANTOINE WALKER (13)</b>								
1996-97	2	* Charlotte	Home	04/16	10	10	23	108-102
	*	Philadelphia	Away	04/18	12	13	23	119-113
1997-98	1	Houston	Home	02/01	14	10	27	107-96
1999-00	1	Milwaukee	Home	03/08	19	10	30	112-101
2000-01	5	Indiana	Home	12/08	10	12	16	91-104
		Charlotte	Home	12/16	11	10	20	87-99
		Minnesota	Away	01/15	12	12	20	107-102
		LA Clippers	Away	01/18	11	10	29	82-79
		Chicago	Away	03/29	11	11	23	106-104
2001-02	2	Denver	Away	02/12	12	14	30	110-93
		LA Lakers	Away	02/19	14	10	30	109-108
2002-03	2	Atlanta	Home	11/22	11	10	27	105-98
		Cleveland	Home	12/13	11	10	33	115-100

SEASON	NO. ....	TEAM	SITE .....	DATE .....	REB .....	AST .....	PTS.....	SCORE
PAUL PIERCE (10)								
2002-03 .....	2 .....	Orlando .....	Home .....	.01/26 .....	13 .....	13 .....	27 .....	91-83
		x New Jersey .....	Away .....	.05/07 .....	10 .....	11 .....	32 .....	95-104
2003-04 .....	1 .....	Milwaukee .....	Home .....	.11/25 .....	10 .....	10 .....	26 .....	106-96
2004-05 .....	2 .....	New Orleans .....	Home .....	.01/03 .....	10 .....	10 .....	19 .....	108-90
		New Jersey .....	Home .....	.02/02 .....	10 .....	10 .....	28 .....	110-89
2005-06 .....	1 .....	Philadelphia .....	Home .....	.03/08 .....	12 .....	10 .....	31 .....	104-101
2010-11 .....	1 .....	Indiana .....	Home .....	.12/19 .....	10 .....	12 .....	19 .....	99-88
2012-13 .....	3 .....	Miami .....	Home .....	.01/27 .....	13 .....	10 .....	17 .....	100-98
		Denver .....	Home .....	.02/10 .....	14 .....	14 .....	27 .....	118-114
		Atlanta .....	Home .....	.03/29 .....	10 .....	10 .....	20 .....	118-107
EVAN TURNER (3)								
2014-15 .....	3 .....	New York .....	Home .....	.02/25 .....	12 .....	10 .....	10 .....	115-94
		Brooklyn .....	Away .....	.03/23 .....	10 .....	12 .....	19 .....	110-91
		Indiana .....	Home .....	.04/01 .....	11 .....	12 .....	13 .....	100-87
ROBERT PARISH (1)								
1986-87 .....	1 .....	Philadelphia .....	Home .....	.03/29 .....	10 .....	10 .....	14 .....	118-100
DENNIS JOHNSON (1)								
1987-88 .....	1 .....	x New York .....	Away .....	.05/06 .....	10 .....	12 .....	19 .....	102-94
KEVIN GAMBLE (1)								
1992-93 .....	1 .....	Golden State .....	Away .....	.02/16 .....	11 .....	10 .....	23 .....	114-88
RYAN GOMES (1)								
2006-07 .....	1 .....	Charlotte .....	Home .....	.11/08 .....	12 .....	10 .....	10 .....	110-108 (OT)
JORDAN CRAWFORD (1)								
2013-14 .....	1 .....	Cleveland .....	Home .....	.11/29 .....	11 .....	10 .....	11 .....	103-86
x-Playoffs      *Consecutive Games      Officially recognized as an NBA stat starting with the 1979-80 season.								



### HOME OPENERS (45-22)

11/05/46	Chicago 57, Celtics 55
11/14/47	Philadelphia 79, Celtics 74 (OT)
11/07/48	Celtics 85, Philadelphia 77
11/10/49	Minneapolis 98, Celtics 84
11/09/50	Celtics 76, Minneapolis 71
11/04/51	Celtics 97, Indianapolis 65 *
11/08/52	Celtics 106, Syracuse 83
11/01/53	Minneapolis 84, Celtics 79 *
11/06/54	Celtics 107, Syracuse 84 *
11/05/55	Celtics 98, Philadelphia 87 *
11/03/56	New York 113, Celtics 107
11/02/57	Celtics 107, Syracuse 83
11/01/58	Celtics 112, Detroit 98
10/17/59	Celtics 129, Cincinnati 125 *
10/22/60	Celtics 118, Detroit 116 *
10/21/61	Celtics 137, Detroit 102 *
10/20/62	Celtics 149, New York 116 *
10/26/63	Celtics 123, Baltimore 108
10/17/64	Celtics 112, Detroit 81
10/16/65	Celtics 102, Cincinnati 98 *
10/15/66	Celtics 121, San Francisco 113 *
10/14/67	Celtics 105, Chicago 90 *
10/23/68	Celtics 108, Cincinnati 101
10/17/69	Cincinnati 110, Celtics 108
10/21/70	Detroit 121, Celtics 118
10/15/71	Golden State 97, Celtics 75 *
10/13/72	Celtics 112, Los Angeles 104
10/12/73	Celtics 118, Buffalo 112 *
10/18/74	Buffalo 126, Celtics 119 *
10/24/75	Celtics 109, Houston 94 *
11/05/76	Washington 107, Celtics 104
11/02/77	Cleveland 104, Celtics 101
10/13/78	Cleveland 115, Celtics 101 *
10/12/79	Celtics 114, Houston 108 *
10/10/80	Celtics 130, Cleveland 103 *
10/30/81	Celtics 124, Washington 100 *
11/03/82	Celtics 111, Indiana 104
11/02/83	Celtics 119, Milwaukee 105
10/31/84	Celtics 116, New Jersey 105
10/30/85	Celtics 117, Milwaukee 106
10/31/86	Celtics 120, Washington 102 *
11/06/87	Celtics 125, Milwaukee 108
11/04/88	Celtics 122, New York 115 (OT) *
11/03/89	Celtics 127, Milwaukee 114 *
11/02/90	Celtics 125, Cleveland 101 *
11/01/91	Celtics 111, Charlotte 108 *
11/06/92	Celtics 113, Minnesota 92 *
11/05/93	New York 111, Celtics 108 *
11/04/94	New York 120, Celtics 107 *
11/03/95	Milwaukee 101, Celtics 100 *
11/01/96	Chicago 107, Celtics 98 *
10/31/97	Celtics 92, Chicago 85 *
02/05/99	Toronto 103, Celtics 92 *
11/03/99	Celtics 112, Washington 101 *
11/01/00	Celtics 103, Detroit 83 *
10/31/01	New Jersey 95, Celtics 92 *
10/30/02	Chicago 99, Celtics 96 *
10/29/03	Celtics 88, Miami 75 *
11/03/04	Philadelphia 98, Celtics 95 *
11/02/05	Celtics 114, New York 100 (OT) *
11/01/06	NO/Okla. City 91, Celtics 87 *
11/02/07	Washington 83, Celtics 103 *
11/28/08	Cleveland 85, Celtics 90 *
10/28/09	Celtics 92, Charlotte 59 *
10/26/10	Celtics 88, Miami 80 *
12/30/11	Celtics 96, Detroit 85
11/02/12	Milwaukee 99, Celtics 88
11/01/13	Milwaukee 105, Celtics 98
10/29/14	Celtics 121, Brooklyn 105

### ROAD OPENERS (30-37)

11/02/46	Providence 59, Celtics 53 *
11/13/47	Baltimore 85, Celtics 74 *
11/04/48	Philadelphia 94, Celtics 73 *
11/03/49	Sheboygan 98, Celtics 83 *
11/01/50	Fort Wayne 107, Celtics 84 *
11/15/51	Syracuse 97, Celtics 95
10/31/52	Celtics 83, Indianapolis 68 *
11/05/53	Fort Wayne 83, Celtics 79
10/30/54	Rochester 98, Celtics 95
11/12/55	New York 96, Celtics 95
10/27/56	Celtics 115, New York 112 *
10/22/57	Celtics 115, St. Louis 90 *
10/25/58	New York 127, Celtics 125 (OT) *
10/24/59	Celtics 121, Syracuse 109
10/28/60	Celtics 110, New York 101
11/03/61	Celtics 112, Philadelphia 98
10/26/62	Celtics 133, New York 108
10/16/63	Celtics 109, Baltimore 95 *
10/25/64	Celtics 112, Baltimore 100
10/23/65	St. Louis 120, Celtics 100
10/22/66	Celtics 126, New York 97
10/21/67	Celtics 125, Baltimore 109
10/18/68	Celtics 106, Detroit 88 *
10/18/69	Baltimore 124, Celtics 117
10/13/70	New York 114, Celtics 107 *
10/22/71	Celtics 115, Atlanta 108
10/11/72	Celtics 121, Detroit 108 *
10/13/73	Celtics 111, Philadelphia 106
10/19/74	Celtics 113, Buffalo 95
11/01/75	Chicago 84, Celtics 82
10/21/76	Celtics 129, Indiana 122 (OT) *
10/19/77	San Antonio 114, Celtics 109 *
10/18/78	Celtics 116, Atlanta 99
10/13/79	Celtics 139, Cleveland 117
10/14/80	Atlanta 122, Celtics 116
10/31/81	Milwaukee 119, Celtics 103
10/29/82	Celtics 104, Cleveland 93 *
10/28/83	Detroit 127, Celtics 121 *
10/26/84	Celtics 130, Detroit 123 *
10/25/85	New Jersey 113, Celtics 109 (OT) *
11/01/86	Milwaukee 111, Celtics 105
11/07/87	Celtics 140, Washington 139 (2 OT) *
11/05/88	Philadelphia 129, Celtics 115
11/04/89	Celtics 102, Chicago 100
11/03/90	Celtics 106, New York 103
11/02/91	Washington 126, Celtics 118 (OT)
11/07/92	Milwaukee 124, Celtics 88
11/06/93	Celtics 100, Washington 88
11/05/94	Indiana 112, Celtics 103
11/04/95	Chicago 107, Celtics 85
11/02/96	Milwaukee 124, Celtics 102
11/04/97	New York 102, Celtics 70
02/08/99	Orlando 107, Celtics 90
11/02/99	Celtics 103, Toronto 90 *
11/04/00	Cleveland 91, Celtics 89
10/30/01	Celtics 108, Cleveland 89 *
10/31/02	Washington 114, Celtics 69
10/31/03	Celtics 93, Memphis 91
11/06/04	Celtics 107, New York 73
11/05/05	Charlotte 107, Celtics 105 (OT)
11/04/06	Washington 124, Celtics 117
11/24/07	Celtics 98, Toronto 95 (OT)
11/01/08	Celtics 79, Indiana 95
10/27/09	Celtics 95, Cleveland 89 *
10/27/10	Celtics 87, Cleveland 95
12/25/11	New York 106, Celtics 104 *
10/30/12	Miami 120, Celtics 107 *
10/30/13	Toronto 93, Celtics 87 *
11/01/14	Houston 104, Celtics 90

\*SEASON OPENERS TOTAL: 42-27

## FIELD GOAL PERCENTAGE

SEASON	PLAYER	TOTAL
1953-54	Ed Macauley	.486
1974-75	Don Nelson	.539
1978-79	Cedric Maxwell	.584
1979-80	Cedric Maxwell	.609
1986-87	Kevin McHale	.604
1987-88	Kevin McHale	.604

## FREE THROW PERCENTAGE

1952-53	Bill Sharman	.850
1953-54	Bill Sharman	.844
1954-55	Bill Sharman	.897
1955-56	Bill Sharman	.867
1956-57	Bill Sharman	.905
1958-59	Bill Sharman	.932
1960-61	Bill Sharman	.921
1965-66	Larry Siegfried	.881
1968-69	Larry Siegfried	.864
1983-84	Larry Bird	.888
1985-86	Larry Bird	.896
1986-87	Larry Bird	.910
1989-90	Larry Bird	.930

## REBOUNDS

1957-58	Bill Russell	1,564
1958-59	Bill Russell	1,612
1963-64	Bill Russell	1,930
1964-65	Bill Russell	1,878

## STEALS

2009-10	Rajon Rondo	189
---------	-------------	-----

## ASSISTS

SEASON	PLAYER	TOTAL
1952-53	Bob Cousy	547
1953-54	Bob Cousy	578
1954-55	Bob Cousy	557
1955-56	Bob Cousy	642
1956-57	Bob Cousy	478
1957-58	Bob Cousy	463
1958-59	Bob Cousy	557
1959-60	Bob Cousy	715

## ASSISTS PER GAME

2011-12	Rajon Rondo	11.7
2012-13	Rajon Rondo	11.1

## MINUTES

1958-59	Bill Russell	2,979
1959-60	Bill Russell	3,466
1970-71	John Havlicek	3,678
1971-72	John Havlicek	3,698

## PERSONAL FOULS

1970-71	Dave Cowens	350
1971-72	Dave Cowens	314
1975-76	Charlie Scott	356

## DISQUALIFICATIONS

1955-56	Arnie Risen	17 (tied with Vern Mikklesen)
1962-63	Frank Ramsey	13
1964-65	Tom Sanders	15
1965-66	Tom Sanders	19

No Celtics' player has led the league in Scoring, Blocked Shots or Three-Point Field Goal Percentage.

Six players have won scoring titles with other NBA teams then played with the Celtics; those individuals are:

Season	Player	Average	Team	Year w/Boston
1967-68	Dave Bing	27.1	Detroit	1977-78
1972-73	Nate Archibald	34.0	Kansas City-Omaha	1978-83
1973-74	Bob McAdoo	30.6	Buffalo	1978-79
1974-75	Bob McAdoo	34.5	Buffalo	1978-79
1975-76	Bob McAdoo	31.1	Buffalo	1978-79
1976-77	Pete Maravich	31.1	New Orleans	1979-80
1985-86	Dominique Wilkins	30.3	Atlanta	1994-95
1994-95	Shaquille O'Neal	29.3	Orlando	2010-11
1999-00	Shaquille O'Neal	29.7	LA Lakers	2010-11

## 1956-57

(44-28\* regular season, 7-3 playoffs)

### COACH: RED AUERBACH

Bob Cousy (64 games), Tom Heinsohn (72), Dick Hemric (67), Jim Loscutt (70), Jack Nichols (61), Togo Palazzi (20), Andy Phillip (67), Frank Ramsey (35), Arnie Risen (43), Bill Russell (48), Bill Sharman (67) and Lou Tsioropoulos (52). Trainer: Harvey Cohn.

## 1958-59

(52-20\* regular season, 8-3 playoffs)

### COACH: RED AUERBACH

Gene Conley (50 games), Bob Cousy (65), Tom Heinsohn (66), K.C. Jones (49), Sam Jones (71), Jim Loscutt (66), Frank Ramsey (72), Bill Russell (70), Bill Sharman (72), Ben Swain (58) and Lou Tsioropoulos (35). Trainer: Buddy LeRoux.

## 1959-60

(59-16\* regular season, 8-5 playoffs)

### COACH: RED AUERBACH

Gene Conley (71 games), Bob Cousy (75), Gene Guarilia (48), Tom Heinsohn (75), K.C. Jones (74), Sam Jones (74), Maurice King (1), Jim Loscutt (28), Frank Ramsey (73), John Richter (66), Bill Russell (74) and Bill Sharman (71). Trainer: Buddy LeRoux.

## 1960-61

(57-22\* regular season, 8-2 playoffs)

### COACH: RED AUERBACH

Gene Conley (75 games), Bob Cousy (76), Gene Guarilia (25), Tom Heinsohn (74), K.C. Jones (78), Sam Jones (78), Jim Loscutt (76), Frank Ramsey (79), Bill Russell (78), Tom Sanders (68) and Bill Sharman (61). Trainer: Buddy LeRoux.

## 1961-62

(60-20\* regular season, 8-6 playoffs)

### COACH: RED AUERBACH

Carl Braun (48 games), Al Butler (5), Bob Cousy (75), Gene Guarilia (45), Tom Heinsohn (79), K.C. Jones (80), Sam Jones (78), Jim Loscutt (79), Gary Phillips (67), Frank Ramsey (79), Bill Russell (76) and Tom Sanders (80). Trainer: Buddy LeRoux.

## 1962-63

(58-22\* regular season, 8-5 playoffs)

### COACH: RED AUERBACH

Bob Cousy (76 games), Jack Foley (5), Gene Guarilia (71), John Havlicek (80), Tom Heinsohn (76), K.C. Jones (79), Sam Jones (76), Jim Loscutt (63), Clyde Lovellette (61), Frank Ramsey (77), Bill Russell (78), Tom Sanders (80) and Dan Swartz (39). Trainer: Buddy LeRoux.

## 1963-64

(59-21\* regular season, 8-2 playoffs)

### COACH: RED AUERBACH

John Havlicek (80 games), Tom Heinsohn (76), K.C. Jones (80), Sam Jones (76), Jim Loscutt (53), Clyde Lovellette (45), Johnny McCarthy (28), Willie Naulls (78), Frank Ramsey (75), Bill Russell (78), Tom Sanders (80) and Larry Siegfried (31). Trainer: Buddy LeRoux.

## 1964-65

(62-18\* regular season, 8-4 playoffs)

### COACH: RED AUERBACH

Ron Bonham (37 games), Mel Counts (54), John Havlicek (75), Tom Heinsohn (67), K.C. Jones (78), Sam Jones (80), Willie Naulls (71), Bob Nordmann (3), Bill Russell (78), Tom Sanders (80), Larry Siegfried (72), John Thompson (64) and Gerry Ward (3). Trainer: Buddy LeRoux.

## 1965-66

(54-26, 2nd in East one game behind Philadelphia in regular season, 11-6 playoffs)

### COACH: RED AUERBACH

Ron Bonham (39 games), Mel Counts (67), Silhuo Green (10), John Havlicek (71), K.C. Jones (80), Sam Jones (67), Willie Naulls (77), Don Nelson (75), Bill Russell (78), Tom Sanders (72), Woody Sauldsberry (39), Larry Siegfried (71), John Thompson (10) and Ron Watts (1). Trainer: Buddy LeRoux.

## 1967-68

(54-28, 2nd in East eight games behind Philadelphia regular season; 12-7 in playoffs)

### PLAYER-COACH: BILL RUSSELL

Wayne Embry (78 games), Mal Graham (78), John Havlicek (82), Bailey Howell (82), Johnny Jones (51), Sam Jones (73), Don Nelson (82), Bill Russell (78), Tom Sanders (78), Larry Siegfried (62), Tom Thacker (65) and Rick Weitzman (25). Trainer: Joe DeLauro.

## 1968-69

(48-34, 4th in East nine games behind first-place Baltimore regular season; 12-6 in playoffs)

### PLAYER-COACH: BILL RUSSELL

Bill Barnes (49 games), Enmette Bryant (80), Don Chaney (20), Mal Graham (22), John Havlicek (82), Bailey Howell (78), Rich Johnson (31), Sam Jones (70), Don Nelson (82), Bud Olsen (7), Bill Russell (77), Tom Sanders (82) and Larry Siegfried (79). Trainer: Joe DeLauro.

## 1973-74

(56-26 regular season, 12-6 playoffs)

### COACH: TOM HEINSOHN

Assistant Coach: John Killilea

Don Chaney (81 games), Dave Cowens (80), Steve Downing (24), Henry Finkel (60), Phil Hankinson (28), John Havlicek (76), Steve Kuberski (78), Don Nelson (82), Paul Silas (82), Paul Westphal (82), JoJo White (82) and Art Williams (67). Trainer: Frank Challant. Assistant Trainer: Mark Volk.

## 1975-76

(54-28 regular season, 12-6 playoffs)

### COACH: TOM HEINSOHN

Assistant Coach: John Killilea

Jerome Anderson (22 games), Jim Ard (81), Tom Boswell (35), Dave Cowens (78), John Havlicek (76), Steve Kuberski (60), Glenn McDonald (75), Don Nelson (75), Charlie Scott (82), Ed Searcy (4), Paul Silas (81), Kevin Stacom (77) and JoJo White (82). Trainer: Frank Challant. Assistant Trainer: Mark Volk.

## 1980-81

(62-20\*\* regular season, 12-5 playoffs)

### COACH: BILL FITCH

Assistant Coaches: K.C. Jones and Jim Rodgers  
Nate Archibald (80 games), Larry Bird (82), M.L. Carr (41), Terry Duerod (32), Eric Fernsten (45), Chris Ford (82), Gerald Henderson (82), Wayne Kreklow (25), Cedric Maxwell (81), Kevin McHale (82), Robert Parish (82) and Rick Robey (82). Trainer: Ray Melchiorre.

## 1983-84

(62-20\* regular season, 15-8 playoffs)

### COACH: K.C. JONES

Assistant Coaches: Jim Rodgers and Chris Ford  
Danny Ainge (71 games), Larry Bird (79), Quinn Buckner (79), M.L. Carr (60), Carlos Clark (31), Gerald Henderson (78), Dennis Johnson (80), Greg Kite (35), Cedric Maxwell (80), Kevin McHale (82), Robert Parish (80) and Scott Wedman (68). Trainer: Ray Melchiorre.

## 1985-86

(67-15\* regular season, 15-3 playoffs)

### COACH: K.C. JONES

Assistant Coaches: Jim Rodgers and Chris Ford  
Danny Ainge (80 games), Larry Bird (82), Rick Carlisle (77), Dennis Johnson (78), Greg Kite (64), Kevin McHale (68), Robert Parish (81), Jerry Sichting (82), David Thirkill (49), Sam Vincent (57), Bill Walton (80), Scott Wedman (79) and Sly Williams (6). Trainer: Ray Melchiorre.

## 2007-08

(66-16\* regular season, 16-10 playoffs)

### COACH: GLENN "DOC" RIVERS

Ray Allen (73 games), Tony Allen (75), P.J. Brown (18), Sam Cassell (17), Glen Davis (69), Kevin Garnett (71), Eddie House (78), Kendrick Perkins (78), Paul Pierce (80), Scot Pollard (22), James Posey (74), Leon Powe (36), Gabe Pruitt (15), Rajon Rondo (77), Brian Scalabrine (48), Trainer: Ed Lacerte.

\* Best record in the NBA

\*\* Tied for best record in NBA

## FACTS ON THE CELTICS

- The current ownership group is the first local ownership of the franchise since 1964 when Walter Brown owned the team.
- The Celtics averaged 101.4 points in 1954-55 to become the first team ever to average 100 points a game.
- The Celtics longest consecutive years in the playoffs were 19 seasons, from 1950-51 – 1968-69.
- The Celtics started the first all-black team on December 26, 1964. The starters were: K.C. Jones, Sam Jones, Willie Naulls, Satch Sanders and Bill Russell.
- Only two Celtics have posted 500 rebounds and 500 assists in a single season. John Havlicek did the feat four times (1970-72, 1969-70, 1972-73) and Larry Bird five times (1983-87, 1989-90).
- Paul Pierce became the fastest Celtic in team history to record 10,000 career points. He accomplished the feat on March 12, 2004 (vs. Indiana), in his 431st career game. Larry Bird reached 10,000 points in his 436th career game.
- Paul Pierce became the first Celtic ever to lead the NBA in total points, scoring 2,144 points in the 2001-02 season.
- Larry Bird is the only Celtic to record four consecutive 2,000-point seasons, from 1984-85 through 1987-88.
- The first game as a Celtic for Arnold 'Red' Auerbach, Bob Cousy and Chuck Cooper was on November 1, 1950.
- Bill Sharman holds the best single-game scoring effort for a rookie in Celtics history, 42 points on December 11, 1952.
- Dave Cowens holds the single-season high for most minutes played by a rookie in Celtics history with 3,076 minutes in the 1970-71 season.
- Chris Ford scored the NBA's first three-point field goal on October 12, 1979 vs. Houston.
- The franchise's first 100-point game came on February 25, 1949, at Boston 102, St. Louis 83.
- The team has remembered/honored members of the Celtics family, usually with a commemorative black band on the left shoulder strap of the team jersey, seven times in the history of the franchise: Walter Brown (1964-65), Bob Schmertz (1975-76), Joan Cohen (1989-90), Johnny Most (1993-94), Reggie Lewis (1993-94), Dorothy Auerbach (2000-01), and Dennis Johnson (2006-07).
- In remembrance of Arnold "Red" Auerbach, the Celtics wore a commemorative patch of a black shamrock with the nickname "Red" in green letters for the duration of the 2006-07 season.
- Reggie Lewis the only player in franchise history to have 100 rebounds, 100 assists, 100 steals and 100 blocks in a single season (1991-92).
- The Celtics have completed 27 four-point plays in franchise history including the playoffs. The last Celtic to record a four-point play was Isaiah Thomas on March 27, 2015 against the New York Knicks; The Celtics have had 27 completed against them with the last being completed by Caron Butler on March 22, 2015 at Detroit.





NBA

**LEAGUE OFFICE**
**NATIONAL BASKETBALL ASSOCIATION, NBA ENTERTAINMENT  
WOMEN'S NATIONAL BASKETBALL ASSOCIATION**
**NEW YORK**

Olympic Tower  
645 Fifth Avenue  
New York, NY 10022  
Telephone: 212-407-8000  
Fax: 212-832-3861

**NEW JERSEY**

100 Plaza Drive  
Secaucus, NJ 07094  
Telephone: 201-865-1500  
Fax: 201-974-5973


**INTERNATIONAL OFFICES**
**EUROPE**

**HEADQUARTERS - NBA EMEA**  
Endeavour House  
189 Shaftesbury Avenue  
London, United Kingdom WC2H 8JR  
Telephone: +44-20-7420-8900

**SPAIN**

Pqe. Empresarial 'La Finca', Edif. 17A, 1a,  
28223 Pozuelo de Alarcón, Madrid, Spain  
Telephone: +34-911-517-101  
Fax: +34-911-517-120

**LATIN AMERICA**
**MEXICO**

Av. Santa Fe #94 Torre A Piso 8  
Colonia Zedec Santa Fe  
Mexico DF Mexico 01210  
Telephone: +52-55-88511159  
Fax: +52-55-88511111

**BRAZIL**

Av Borges de Medeiros, 633  
Sala 303 - Leblon  
Rio de Janeiro, RJ, Brazil 22430-041  
Telephone: +55-21-3206-6400  
Fax: +55-21-2586-6001

**CANADA**

50 Bay Street, Suite 1402  
Toronto, Ontario  
Canada M5J 3A5  
Telephone: 416-364-2000  
Fax: 416-364-0205

**ASIA/PACIFIC**
**HONG KONG**

Room 3101, The Lee Gardens  
33 Hysan Avenue  
Causeway Bay, Hong Kong  
Telephone: +852-2843-9600  
Fax: +852-2536-4808

**TAIWAN**

Suite 1303, No. 88, Section 2,  
Chung Hsiao East Road  
Taipei, Taiwan ROC 100  
Telephone: +886-2-2397-8000  
Fax: +886-2-2358-1098

**KOREA**

21/F Seoul Finance Center  
136 Sejong-Daero, Jung-Gu  
Seoul, Korea 100-768  
Telephone: +822-3782-6835  
Fax: +822-3782-4555

**CHINA - BEIJING**

19th Floor, Office Tower 2,  
China Central Place,  
No. 79 Jianguo Road, Chaoyang District  
Beijing, China 100025  
Telephone: +86-10-5200-8200  
Fax: +86-10-5200-8202

**CHINA - SHANGHAI**

Unit 2703-2708, 27/F,  
Tower 2, Plaza 66  
1366 Nanjing West Road  
Jing An District  
Shanghai China, 200040  
Telephone: +86-21-6137-2200  
Fax: +86-21-6288-9920

**AFRICA**

6th Floor World Trade Center  
Cnr West Road South and Lower Road  
Morningside 2196  
Johannesburg, South Africa  
Telephone: +27-87-940-1333  
Fax: +27-86-726-6351

**INDIA**

Tower 1, 10th Floor  
Indiabulls Finance Center  
Senapati Bapat Marg Mumbai  
Maharashtra 400013  
Telephone: +91-22-6124-6100

**NBA KEY DATES**
**2015-2016**

October 27 Start of the 2014-15 NBA Season  
January 5 10-day Contracts can now be signed  
January 10 All Contracts are guaranteed for remainder of the season  
February 12-14 2016 NBA All-Star (Toronto, Canada)  
February 18 2015 NBA Trade Deadline (3:00 pm ET)  
March 1 Playoff Eligibility Waiver Deadline  
April 13-16 Portsmouth Invitational Tournament (Portsmouth, VA)  
April 13 Regular Season Ends

April 16  
April 24  
May 2  
May 1)  
May 17  
May 17  
June 2  
June 13  
June 23

2016 NBA Playoffs begin  
NBA Draft Early Entry Eligibility Deadline (11:59pm ET)  
Conference Semifinals begin (possible move-up to April 30 or  
2016 NBA Draft Lottery  
Conference Finals Begin (possible move-up to May 15 or 16)  
NBA Finals 2016 begin  
NBA Draft Early Entry Withdrawal Deadline (5:00pm ET)  
206 NBA Draft



## LEAGUE OFFICE



## NBA DEVELOPMENT LEAGUE

Olympic Tower • 645 5th Ave • New York, NY 10022 • 212-407-8700

www.nba.com/dleague

Media Relations Contact: Joanna Shapiro (jshapiro@nba.com)

## TEAMS

## AUSTIN TOROS

13581 Pond Springs Road, Suite 108  
Austin, TX 78729  
Arena: Cedar Park Center  
Tel: (512) 236-8333  
Fax: (512) 236-8444

Media Relations Contact:  
Perri Travillion (ptravillion@attcenter.com)

NBA Affiliation: San Antonio

## BAKERSFIELD JAM

1400 Norris Road  
Bakersfield, CA 93308  
Arena: Dignity Health Events Center  
Tel: (661) 615-6550  
Fax: (661) 615-6555

Media Relations Contact:  
William Aquije (william@bakersfieldjam.com)

NBA Affiliation: Phoenix

## CANTON CHARGE

1101 Market Avenue North  
Canton, OH 44702  
Arena: Canton Memorial Civic Center  
Tel: (866) 444-1944  
Fax: (330) 489-1703

Media Relations Contact:  
Sean Wyatt (swyatt@cantoncharge.com)

NBA Affiliation: Cleveland

## DELAWARE 87ERS

300 Martin Luther King Blvd., Ste. 200  
Wilmington, DE 19801  
Arena: Bob Carpenter Center  
Tel: (302) 504-7587  
Fax: (302) 351-5370

Media Relations Contact:  
Andrew Dzurita (andrewdzurita@sevens.com)

NBA Affiliation: Philadelphia

## ERIE BAYHAWKS

110 East 8th Street  
Erie, PA 16501  
Arena: Erie Insurance Arena  
Tel: (814) 790-5600  
Fax: (814) 790-5608

Media Relations Contact:  
Iris Rayburn (iris.rayburn@nbaserie.com)

NBA Affiliation: Orlando

## FORT WAYNE MAD ANTS

1910 St. Joe Center Rd., Suite 61  
Fort Wayne, IN 46825  
Arena: Allen County War Memorial  
Coliseum  
Tel: (260) 469-4667  
Fax: (260) 469-4674

Media Relations Contact:  
Kara Stevenson (kara@fortwaynehoops.com)

NBA Affiliation: Indiana

## GRAND RAPIDS DRIVE

40 Monroe Center NW, Ste. 11  
Grand Rapids, MI 49503  
Arena: DeltaPlex Arena  
Tel: (844) 473-7483

Media Relations Contact:  
Sarah Parfet Jbara (spj@nbgandrapids.com)

NBA Affiliation: Detroit

## IDAHO STAMPEDE

233 South Capitol Blvd., Suite 100  
Boise, ID 83702  
Arena: CenturyLink Arena  
Tel: (208) 388-4667  
Fax: (208) 388-3845

Media Relations Contact:  
Aubrie Warkentien (aubrie@idahostampede.com)

NBA Affiliation: Utah

## IOWA ENERGY

730 3rd Street  
Des Moines, IA 50309  
Arena: Wells Fargo Arena  
Tel: (515) 564-8550  
Fax: (515) 564-8551

Media Relations Contact:  
Mike Leighton (mleighton@iowanba.com)

NBA Affiliation: Memphis

## LOS ANGELES D-FENDERS

555 N Nash Street  
El Segundo, CA 90245  
Arena: Toyota Sports Center  
Tel: (310) 426-6000  
Fax: (310) 426-6031

Media Relations Contact:  
Will Patterson (wpatterson@d-fenders.com)

NBA Affiliation: Los Angeles Lakers

## MAINE RED CLAWS

413 Congress Street  
Portland, ME 04101  
Arena: Portland Exposition Building Tel:  
(207) 210-6655  
Fax: (207) 210-6659

Media Relations Contact:  
Evans Boston (eboston@maineredclaws.com)

NBA Affiliation: Boston

## OKLAHOMA CITY BLUE

208 Thunder Drive  
Oklahoma City, OK 73102  
Arena: Cox Convention Center  
Tel: (405) 208-4800  
Fax: (405) 429-7900

Media Relations Contact:  
Ben Coldagelli (bcoldagelli@okcthunder.com)

NBA Affiliation: Oklahoma City

## RAPTORS 905

5600 Rose Cherry Place  
Mississauga, ON L4Z4B6  
Arena: Hershey Centre  
Tel: (416) 815-5423  
Fax: (416) 902-4311

Media Relations Contact: TBD

NBA Affiliation: Toronto

## RENO BIGHORNS

50 West Libert St., Ste. 201  
Reno, NV 89501  
Arena: Reno Events Center  
Tel: (775) 853-8200

Media Relations Contact:  
Kyle Jones (kjones@renobighorns.com)

NBA Affiliation: Sacramento

## RIO GRANDE VALLEY VIPERS

4500 N. 10th St., Suite 315  
McAllen, TX 78504  
Arena: State Farm Arena  
Tel: (956) 972-1144  
Fax: (956) 972-1150

Media Relations Contact:  
Rebecca Sweat (rsweat@rgvipers.com)

NBA Affiliation: Houston

## SANTA CRUZ WARRIORS

903 Pacific Ave, Suite 101  
Santa Cruz, CA 95060  
Arena: Kaiser Permanente Arena  
Tel: (831) 731-4396  
Fax: (831) 466-3201

Media Relations Contact:  
Gina Antonello (giantonello@santacruzbas-ketball.com)

NBA Affiliation: Golden State

## SIOUX FALLS SKYFORCE

2131 South Minnesota Avenue  
Sioux Falls, SD 57105  
Arena: Sanford Pentagon  
Tel: (605) 332-0605  
Fax: (605) 332-2305

Media Relations Contact:  
Darren Feeney (darren@skyforceonline.com)

NBA Affiliation: Miami

## TEXAS LEGENDS

2601 Avenue of the Stars  
Suite 300  
Frisco, TX 75215  
Arena: Dr. Pepper Arena  
Tel: (214) 469-0822  
Fax: (214) 469-0823

Media Relations Contact:  
Britney Wynn (bwynn@texaslegends.com)

NBA Affiliation: Dallas

## WESTCHESTER KNICKS

198 Central Avenue  
White Plains, NY 10606  
Arena: Westchester County Center  
Tel: (914) 559-6888

Media Relations Contact:  
Katie Hatch (katie.hatch@msg.com)

NBA Affiliation: New York



**ATLANTA HAWKS**

Philips Arena (18,729)

Centennial Tower, 101 Marietta Street,  
Suite 1900, Atlanta, GA 30303

404-878-3800 • fax 404-827-4229

**2014-15 RESULTS**

Atlanta wins 2-1 (Celtics were 1-1 at TD Garden)

12/02/14 Boston 105 at Atlanta 109

01/14/15 Atlanta 105 at Boston 91

02/11/15 Atlanta 88 at Boston 89

**2015-16 MATCHUPS**

11/13/15 Atlanta at Boston

11/24/15 Boston at Atlanta

12/18/15 Atlanta at Boston

04/09/16 Boston at Atlanta

**DIRECTORY**

**HEAD COACH:** .....Mike Budenholzer

**ASSISTANT COACHES:** .....Kenny Atkinson, Darvin Ham, Taylor Jenkins, Charles Lee, Neven Spahija, Ben Sullivan

**ATHLETIC TRAINER:** .....Wally Blase

**PUBLIC AND MEDIA RELATIONS:** .....Garin Narain, Jon Steinberg, Jason Roose

**TELEVISION:** .....SportSouth. Broadcasters: Bob Rathbun, Dominique Wilkins, Jerome Jurenovich

**RADIO:** .....The Fan (680 AM/93.7 FM). Broadcaster: Steve Holman

**2014-2015 SEASON SERIES (1-2) BOSTON VS. ATLANTA**

PLAYER	G-GS	MIN	FG-FGA	PCT	3FG-FGA	PCT	FT-FTA	PCT	OFF	DEF	TOT	AST	PF-DQ	STL	TO	BLK	PTS	AVG	HI
Green	1-1	36	10-16	.625	13	.333	4-4	1.000	1	3	4	0	1-0	1	2	0	25	25.0	25
Sullinger	3-3	95	20-44	.455	5-12	.417	8-8	1.000	11	22	33	5	10-0	1	5	1	53	17.7	22
Bradley	3-3	88	17-39	.436	7-17	.412	5-6	.833	5	8	13	2	8-0	2	1	1	46	15.3	18
Thornton	3-0	63	11-26	.423	8-13	.615	2-2	1.000	1	7	8	4	3-0	2	2	1	32	10.7	14
Prince (TOT)	2-0	58	7-17	.412	1-2	.500	4-4	1.000	1	7	8	3	1-0	2	1	1	19	9.5	12
Prince (BOS)	1-0	27	2-6	.333	1-1	1.000	2-2	1.000	1	5	6	2	1-0	1	0	0	7	7.0	7
Turner	3-2	79	10-23	.435	2-7	.286	5-6	.833	1	12	13	17	7-0	3	8	0	27	9.0	12
Smart	2-1	53	5-19	.263	4-13	.308	3-4	.750	2	5	7	8	7-0	4	6	0	17	8.5	11
Olynyk	2-0	43	6-14	.429	2-4	.500	2-2	1.000	5	7	12	8	7-0	3	4	1	16	8.0	12
Pressey	1-0	11	3-4	.750	1-1	1.000	0-0	---	0	0	0	2	4-0	0	1	1	7	7.0	7
Bass	3-1	60	8-24	.333	0-1	.000	2-2	1.000	2	6	8	2	3-0	0	5	0	18	6.0	8
Zeller	3-2	57	4-13	.308	0-0	---	8-9	.889	4	9	13	6	7-0	1	3	2	16	5.3	8
Young	2-0	26	4-12	.333	2-9	.222	0-0	---	0	2	2	0	0-0	1	0	0	10	5.0	5
Crowder (TOT)	2-1	36	4-12	.333	0-3	.000	1-2	.500	3	4	7	1	6-0	2	1	1	9	4.5	7
Crowder (BOS)	2-1	36	4-12	.333	0-3	.000	1-2	.500	3	4	7	1	6-0	2	1	1	9	4.5	7
Rondo	1-1	34	1-8	.125	0-3	.000	0-0	---	2	10	12	19	0-0	1	7	1	2	2.0	2
Douglas-Roberts	1-0	2	0-0	---	0-0	---	0-0	---	0	0	0	1	0-0	0	0	0	0	0.0	0
Wallace	1-0	12	0-0	---	0-0	---	0-0	---	0	0	0	0	2-0	0	2	0	0	0.0	0
<b>CELTICS</b>	<b>3</b>	<b>720</b>	<b>105-260</b>	<b>.404</b>	<b>33-87</b>	<b>.379</b>	<b>42-47</b>	<b>.894</b>	<b>38</b>	<b>100</b>	<b>138</b>	<b>76</b>	<b>66-0</b>	<b>22</b>	<b>50</b>	<b>9</b>	<b>285</b>	<b>95.0</b>	<b>105</b>
<b>HAWKS</b>	<b>3</b>	<b>720</b>	<b>112-233</b>	<b>.481</b>	<b>28-82</b>	<b>.341</b>	<b>50-64</b>	<b>.781</b>	<b>15</b>	<b>95</b>	<b>110</b>	<b>82</b>	<b>43-0</b>	<b>27</b>	<b>40</b>	<b>20</b>	<b>302</b>	<b>100.7</b>	<b>109</b>

**2014-2015 SEASON SERIES (2-1) ATLANTA VS. BOSTON**

PLAYER	G-GS	MIN	FG-FGA	PCT	3FG-FGA	PCT	FT-FTA	PCT	OFF	DEF	TOT	AST	PF-DQ	STL	TO	BLK	PTS	AVG	HI
Horford	2-2	68	19-28	.679	0-2	.000	0-0	---	1	17	18	5	2-0	0	2	2	38	19.0	22
Millsap	3-3	106	15-36	.417	1-8	.125	17-20	.850	2	21	23	13	10-0	7	6	5	48	16.0	19
Korver	2-2	74	9-14	.643	7-12	.583	3-4	.750	1	10	11	6	3-0	1	4	2	28	14.0	24
Carroll	3-3	102	14-36	.389	6-17	.353	7-10	.700	1	14	15	9	4-0	7	4	0	41	13.7	22
Teague	3-3	90	15-33	.455	3-11	.273	8-8	1.000	0	1	1	25	6-0	4	7	3	40	13.7	22
Schroder	3-0	57	11-24	.458	0-5	.000	5-7	.714	0	6	6	8	2-0	0	7	0	27	9.0	15
Scott	3-0	44	10-16	.625	2-3	.667	2-2	1.000	1	7	8	3	2-0	0	1	0	24	8.0	11
Bazemore	3-0	54	7-11	.636	5-7	.714	0-2	.000	2	7	9	5	3-0	0	4	3	19	6.3	9
Antic	3-1	55	5-15	.333	2-10	.200	5-7	.714	6	6	12	4	10-0	4	3	2	17	5.7	10
Mack	2-0	21	3-8	.375	2-5	.400	1-2	.500	0	1	1	2	1-0	0	2	1	9	4.5	9
Brand	1-0	6	2-2	1.000	0-0	---	0-0	---	0	0	0	0	0-0	1	0	0	4	4.0	4
Muscala	1-0	7	1-2	.500	0-0	---	0-0	---	1	0	1	0	0-0	0	0	0	2	2.0	2
Sefolosha	2-1	34	1-7	.143	0-2	.000	2-2	1.000	0	5	5	4	0-0	3	0	2	4	2.0	4
Payne	1-0	2	0-1	.000	0-0	---	0-0	---	0	0	0	0	0-0	0	0	0	0	0.0	0
<b>HAWKS</b>	<b>3</b>	<b>720</b>	<b>112-233</b>	<b>.481</b>	<b>28-82</b>	<b>.341</b>	<b>50-64</b>	<b>.781</b>	<b>15</b>	<b>95</b>	<b>110</b>	<b>82</b>	<b>43-0</b>	<b>27</b>	<b>40</b>	<b>20</b>	<b>302</b>	<b>100.7</b>	<b>109</b>
<b>CELTICS</b>	<b>3</b>	<b>720</b>	<b>105-260</b>	<b>.404</b>	<b>33-87</b>	<b>.379</b>	<b>42-47</b>	<b>.894</b>	<b>38</b>	<b>100</b>	<b>138</b>	<b>76</b>	<b>66-0</b>	<b>22</b>	<b>50</b>	<b>9</b>	<b>285</b>	<b>95.0</b>	<b>105</b>



## CELTICS VS. HAWKS GAME-BY-GAME RESULTS (SINCE 1962-63)

Date	H/A	W/L	Celtics	Opp	Date	H/A	W/L	Celtics	Opp	Date	H/A	W/L	Celtics	Opp	Date	H/A	W/L	Celtics	Opp
10/30/62	A	L	97	98	1/3/71	A	W	140	128	12/21/83	H	W	107	96	4/22/99	A	L	94	106
11/21/62	H	W	115	106	1/15/71	A	W	134	123	3/17/84	A	W	103	88	11/27/99	A	L	84	94
11/24/62	A	L	95	97	2/10/71	A	L	102	114	3/30/84	H	W	105	96	12/22/99	H	W	98	81
12/12/62	H	W	111	98	2/26/71*	H	W	136	129	12/9/84	H	W	128	127	3/17/00	A	W	114	90
12/29/62	A	L	100	102	10/22/71	A	W	115	108	12/15/84	A	W	101	94	4/10/00	H	W	99	94
1/24/63	N	W	111	109	10/25/71	H	W	136	116	1/2/85	A	W	119	111	11/17/00	H	W	106	99
1/25/63	H	W	113	98	11/28/71	H	W	130	108	3/1/85	H	L	105	114	1/2/01	A	L	81	92
2/16/63	A	W	114	94	1/15/72	A	W	122	106	3/12/85	A	W	126	115	1/23/01	H	W	83	82
1/19/63	A	W	113	91	10/17/72	A	W	119	115	1/1/85	H	W	109	105	3/27/01*	A	W	115	112
11/1/63	H	W	116	110	1/5/73	A	W	126	108	11/30/85	A	W	102	97	11/17/01	A	L	105	111
12/11/63	H	W	104	95	1/12/73	H	W	133	109	12/10/85	N	W	114	110	11/21/01	H	L	85	92
12/28/63	A	W	107	100	2/2/73	H	L	99	100	1/10/86	H	W	115	108	1/12/02	A	W	115	91
1/21/64	A	L	114	116	3/23/73	H	W	124	108	1/18/86*	A	W	125	122	4/17/02	H	W	89	81
1/23/64	N	W	110	104	3/27/73	A	W	117	110	3/14/86	A	W	121	114	11/22/02***	H	W	105	98
1/24/64	H	W	119	99	11/5/73	A	W	122	109	11/19/86	H	W	111	107	11/23/02	A	W	109	99
2/4/64	N	W	113	101	12/17/73	A	W	116	112	11/22/86	A	L	96	97	1/15/03	H	W	86	66
2/22/64	A	L	83	95	1/13/74	A	W	128	105	1/23/87	H	W	126	106	12/23/03	A	L	88	95
10/28/64	A	W	119	117	1/18/74	N	W	98	94	2/3/87*	A	L	123	126	2/6/04	A	L	96	100
11/18/64	H	W	100	97	2/24/74	N	W	111	96	2/27/87	A	L	105	115	4/10/04	A	L	99	110
11/26/64	A	L	98	110	3/20/74	A	L	89	99	4/19/87	H	W	118	107	4/14/04	H	W	137	132
12/15/64	N	W	124	109	10/25/74	H	W	116	109	11/25/87	H	W	117	102	1/14/05	H	W	106	94
12/19/64	A	W	115	105	11/2/74	A	W	126	125	12/1/87	A	L	106	120	1/22/05	A	L	96	100
12/26/64	A	W	97	84	12/14/74*	A	W	92	90	1/22/88	H	W	124	106	3/9/05	H	W	95	91
1/6/65	H	W	138	106	1/8/75	N	L	104	96	1/26/88	A	W	102	97	4/1/05	A	W	116	100
2/17/65	H	W	121	114	11/10/75	N	L	91	100	3/13/88	H	W	117	100	11/23/05	A	L	117	120
2/18/65	N	W	119	109	11/28/75	H	W	114	107	4/22/88	A	L	106	133	1/6/06	H	L	98	103
2/28/65	A	W	108	102	12/1/75	A	W	111	104	11/26/88	A	L	91	104	1/10/06	A	W	98	94
10/23/65	A	L	110	120	1/28/76	H	W	110	99	12/7/88	H	L	103	106	1/15/07	A	L	96	100
11/1/65	H	W	87	83	3/14/76	A	L	98	103	3/1/89	H	W	104	90	1/24/07	H	L	76	82
12/4/65	A	W	100	94	11/17/76	H	W	104	91	4/13/89	A	L	118	132	3/14/07	H	W	109	88
12/7/65	N	W	112	96	12/18/76	A	W	117	110	11/10/89	H	W	117	106	4/10/07	A	L	96	104
1/1/66	A	L	98	100	3/18/77	H	W	98	96	11/25/89	A	L	100	108	11/9/07	H	W	106	83
2/4/66	H	W	117	95	3/23/77	A	W	103	96	3/13/90	A	W	112	101	3/2/08	H	W	98	88
2/24/66	H	W	134	106	10/25/77	N	W	110	103	3/23/90	H	W	101	98	4/12/08	A	W	99	89
3/1/66	A	W	120	95	11/16/77	H	W	131	105	12/23/90	H	W	152	104	11/12/08	H	W	105	102
3/4/66	N	L	112	132	11/29/77	A	L	101	108	12/28/90	A	L	114	131	12/17/08	A	W	88	85
3/7/66	N	W	106	104	2/28/78	A	L	85	117	3/19/91	A	L	92	104	3/27/09	A	W	99	93
11/12/66	A	L	92	115	10/18/78	A	W	116	99	4/21/91	H	L	105	117	4/3/09	H	W	104	92
11/23/66	H	W	123	103	11/10/78	H	L	103	115	11/8/91	H	L	95	100	11/13/09	H	L	86	97
11/24/66	A	W	101	78	12/22/78	H	W	124	105	11/30/91	A	L	102	129	1/8/10	A	L	85	93
12/15/66	N	L	114	116	2/6/79	A	L	101	104	2/28/92	A	L	90	102	1/11/10	H	L	96	102
12/23/66	H	W	114	103	10/27/79	A	W	100	95	3/29/92	H	W	117	93	1/29/10	A	L	91	100
12/29/66	A	W	112	110	11/24/79	A	W	106	101	11/21/92	A	L	107	116	11/22/10	A	W	99	76
2/3/67	H	L	113	131	12/5/79	H	L	92	120	11/23/92	N	L	97	101	12/16/10	H	W	102	90
2/26/67	A	W	130	119	1/11/80	H	W	108	93	1/20/93	H	W	121	106	4/1/11	A	L	83	88
3/13/67	N	L	122	123	2/26/80	N	W	108	97	2/26/93	A	W	110	99	3/19/12	A	W	79	76
10/25/67	H	W	118	104	3/14/80	A	L	87	88	11/30/93	A	L	114	122	4/11/12*	H	W	88	86
11/4/67	A	L	104	111	10/14/80	A	L	116	122	12/22/93	H	L	103	108	4/20/12	H	L	92	97
12/27/67	A	L	113	116	11/5/80	H	W	104	87	3/20/94	H	L	80	101	1/5/13	A	W	89	81
1/17/68	H	W	114	102	12/3/80	H	W	106	101	4/6/94	A	L	107	111	1/25/13**	A	L	111	123
1/25/68	N	L	93	105	12/27/80	A	W	112	107	11/15/94	A	L	94	110	3/8/13*	H	W	107	102
2/7/68	H	W	102	101	2/27/81	A	W	132	102	12/7/94	H	W	93	80	3/29/13	H	W	118	107
2/17/68	A	W	113	99	3/18/81	H	L	97	108	1/21/95	A	L	84	89	11/23/13	A	W	94	87
11/3/68	A	W	123	103	11/28/81	A	W	98	90	3/12/95	H	L	98	104	12/31/13	H	L	91	92
12/28/68	A	L	97	110	12/11/81	N	W	94	86	12/10/95	H	L	103	108	2/26/14	H	W	115	104
1/28/69	H	W	108	96	12/12/81	A	L	97	108	1/13/96	A	L	105	108	4/9/14	A	L	97	105
2/7/69	H	L	107	109	1/13/82	H	W	116	95	3/31/96	H	L	92	93	12/2/14	A	L	105	109
2/14/69*	A	L	101	104	3/17/82	A	W	113	109	4/2/96	A	L	89	109	1/14/15	H	L	91	105
2/28/69	H	W	122	120	4/2/82	A	W	110	107	11/13/96	H	W	103	85	2/11/15	H	W	89	88
10/24/69	H	L	110	122	10/30/82	A	W	112	97	12/3/96	A	L	95	105					
11/5/69	A	L	120	128	12/1/82	H	W	122	97	1/25/97	A	L	90	95					
11/28/69	H	L	105	130	12/18/82*	A	W	107	103	3/9/97	H	L	90	114					
12/20/69	A	L	106	122	2/6/83	H	L	111	116	1/23/98	A	W	89	85					
1/7/70	H	L	106	112	3/23/83	H	W	114	102	3/11/98	H	L	105	110					
2/15/70	A	L	125	146	4/5/83	A	W	117	95	3/15/98	A	L	77	93					
10/24/70	A	W	113	109	11/25/83	H	W	109	102	3/11/99	A	L	85	99					
11/13/70	H	L	114	116	12/10/83	A	W	104	87	4/14/99	H	L	70	77					

\*\* Overtime

\*\*\* Double overtime

\* Overtime  
\*\* Double-overtime

HAWKS: Tri-Cities Blackhawks 1949-51; Milwaukee Hawks 1951-55; St. Louis Hawks 1955-68; Atlanta Hawks 1968-present.

## ALL-TIME SERIES

Boston leads 225-136 (Celtics are 120-40 at home)

CURRENT STREAK: One Celtics Win

LARGEST CELTICS WIN: 32 points; 138-106 on 01/06/65 @ Boston

LARGEST HAWKS WIN: 32 points; 117-85 on 02/28/78 @ Atlanta



BROOKLYN

**BROOKLYN NETS**

Barclays Center (17,732)

15 MetroTech Center, 11th Floor, Brooklyn, NY 11201

718-933-3000

**2014-15 RESULTS**

Boston won 3-1 (Celtics were 1-1 at TD Garden)

10/29/14 Brooklyn 105 at Boston 121

12/26/14 Brooklyn 109 at Boston 107

01/07/15 Boston 89 at Brooklyn 81

03/23/15 Boston 110 at Brooklyn 91

**2015-16 MATCHUPS**

11/20/15 Brooklyn at Boston

11/22/15 Boston at Brooklyn

01/02/16 Brooklyn at Boston

01/04/16 Boston at Brooklyn

**DIRECTORY**

**HEAD COACH:**..... Lionel Hollins

**ASSISTANT COACHES:**..... Paul Westphal, Tony Brown, Joe Wolf, Jay Humphries

**ATHLETIC TRAINER:**..... Tim Walsh

**PUBLIC AND MEDIA RELATIONS:**..... Gary Sussman, Aaron Harris, Eli Pearlstein, Barry Baum, Mandy Gutmann, Stuart Bryan

**CABLE TELEVISION:**..... YES Network. Broadcasters: Ian Eagle, Mike Fratello, Ryan Ruocco, Jim Spanarkel, Donny Marshall, Sarah Kustok

**RADIO:**..... WFAN (660AM/101.9 FM). Broadcasters: Chris Carrino, Tim Capstraw

**SPANISH RADIO:**..... WADO (1280 AM). Broadcasters: Ino Gomez, Max Perez Jimenez

**2014-2015 SEASON SERIES (3-1) BOSTON VS. BROOKLYN**

PLAYER	G-GS	MIN	FG-FGA	PCT	3FG-FGA	PCT	FT-FTA	PCT	OFF	DEF	TOT	AST	PF-DQ	STL	TO	BLK	PTS	AVG	HI
Thomas (TOT)	1-0	23	6-13	.462	0-3	.000	9-9	1.000	1	3	4	2	3-0	1	3	0	21	21.0	21
Bradley	4-4	128	29-55	.527	9-17	.529	6-7	.857	1	14	15	4	12-0	2	6	0	73	18.3	21
Green	3-3	102	18-39	.462	3-11	.273	8-11	.727	2	8	10	10	10-0	3	1	0	47	15.7	22
Zeller	4-3	91	25-40	.625	0-0	---	6-6	1.000	6	17	23	9	6-0	2	5	3	56	14.0	18
Olinyk	4-1	91	23-42	.548	4-11	.364	4-6	.667	7	9	16	5	16-0	3	4	3	54	13.5	19
Rondo	1-1	30	6-9	.667	1-3	.333	0-4	.000	0	7	7	12	1-0	1	3	1	13	13.0	13
Sullinger	3-3	84	14-32	.438	3-9	.333	3-4	.750	5	13	18	7	7-0	1	3	2	34	11.3	19
Jerebko (TOT)	3-0	68	12-22	.545	4-8	.500	3-3	1.000	4	13	17	3	6-0	1	4	0	31	10.3	11
Jerebko (BOS)	1-0	24	5-12	.417	0-2	.000	0-0	---	0	6	6	0	2-0	0	0	0	10	10.0	10
Turner	4-2	112	18-35	.514	1-6	.167	1-3	.333	2	25	27	30	11-0	4	7	2	38	9.5	19
Bass	4-1	65	13-25	.520	0-1	.000	7-10	.700	4	7	11	3	0-0	4	3	1	33	8.3	12
Thornton	2-0	28	6-13	.462	1-3	.333	2-2	1.000	0	3	3	2	4-0	0	0	1	15	7.5	10
Smart	4-2	103	9-21	.429	4-13	.333	3-3	1.000	2	6	8	11	14-0	10	4	0	25	6.3	10
Crowder (TOT)	3-0	61	6-24	.250	1-9	.111	5-6	.833	4	7	11	1	6-0	3	1	1	18	6.0	9
Crowder (BOS)	3-0	61	6-24	.250	1-9	.111	5-6	.833	4	7	11	1	6-0	3	1	1	18	6.0	9
Nelson	1-0	17	1-3	.333	1-1	1.000	2-3	.667	0	3	3	8	2-0	0	0	0	5	5.0	5
Wright	1-0	6	2-3	.667	0-0	---	0-0	---	0	1	1	1	1-0	1	3	0	4	4.0	4
Dawkins (TOT)	1-0	9	1-2	.500	1-2	.500	0-0	---	0	1	1	0	1-0	0	0	0	3	3.0	3
Pressey	1-0	18	1-2	.500	0-1	.000	0-0	---	0	1	1	4	3-0	0	1	0	2	2.0	2
Wallace	1-0	0	0-0	---	0-0	---	0-0	---	0	0	0	0	0-0	0	0	0	0	0.0	0
<b>CELTICS</b>	<b>4</b>	<b>960</b>	<b>176-355</b>	<b>.496</b>	<b>28-86</b>	<b>.326</b>	<b>47-65</b>	<b>.723</b>	<b>33</b>	<b>127</b>	<b>160</b>	<b>107</b>	<b>95-0</b>	<b>34</b>	<b>44</b>	<b>14</b>	<b>427</b>	<b>106.8</b>	<b>121</b>
<b>NETS</b>	<b>4</b>	<b>960</b>	<b>142-326</b>	<b>.436</b>	<b>18-71</b>	<b>.254</b>	<b>84-110</b>	<b>.764</b>	<b>49</b>	<b>131</b>	<b>180</b>	<b>72</b>	<b>62-0</b>	<b>25</b>	<b>66</b>	<b>21</b>	<b>386</b>	<b>96.5</b>	<b>109</b>

**2014-2015 SEASON SERIES (1-3) BROOKLYN VS. BOSTON**

PLAYER	G-GS	MIN	FG-FGA	PCT	3FG-FGA	PCT	FT-FTA	PCT	OFF	DEF	TOT	AST	PF-DQ	STL	TO	BLK	PTS	AVG	HI
Jack	4-2	123	21-45	.467	2-6	.333	17-19	.895	0	15	15	12	4-0	5	10	1	61	15.3	27
Lopez	3-1	66	18-33	.545	0-0	---	9-10	.900	4	6	10	0	4-0	1	3	4	45	15.0	31
Johnson	4-4	144	21-59	.356	3-19	.158	6-9	.667	6	8	14	8	6-0	3	8	1	51	12.8	19
Teletovic	3-0	64	14-26	.538	7-12	.583	2-4	.500	3	13	16	1	3-0	3	5	3	37	12.3	20
Young (TOT)	3-3	106	14-42	.333	1-4	.250	8-9	.889	4	16	20	9	5-0	5	4	0	37	12.3	13
Young (BRK)	1-1	37	5-12	.417	1-2	.500	1-1	1.000	3	6	9	1	2-0	2	2	0	12	12.0	12
Plumlee	4-3	97	15-24	.625	0-0	---	9-20	.450	13	22	35	7	13-0	1	7	6	39	9.8	16
Williams	4-2	98	10-29	.345	0-7	.000	17-19	.895	2	15	17	22	5-0	4	9	2	37	9.3	19
Garnett	3-3	62	12-22	.545	0-0	---	2-2	1.000	2	16	18	7	5-0	1	6	1	26	8.7	10
Anderson	4-0	92	9-25	.360	3-11	.273	9-10	.900	2	7	9	3	9-0	2	2	1	30	7.5	15
Jefferson	2-0	15	3-4	.750	0-0	---	4-6	.667	2	4	6	0	1-0	0	1	1	10	5.0	8
Bogdanovic	4-1	75	8-28	.286	1-11	.091	0-0	---	3	10	13	5	4-0	1	6	1	17	4.3	7
Brown	1-1	12	1-2	.500	0-0	---	2-2	1.000	1	1	2	0	0-0	0	0	0	4	4.0	4
Karasev	3-2	51	4-11	.364	1-3	.333	3-4	.750	5	6	11	5	3-0	1	3	0	12	4.0	7
Kirilenko	1-0	10	0-3	.000	0-0	---	3-4	.750	2	1	3	0	0-0	1	0	0	3	3.0	3
Davies (TOT)	1-0	17	1-5	.200	0-1	.000	0-0	---	0	2	2	1	4-0	1	1	0	2	2.0	2
Morris	2-0	6	1-3	.333	0-0	---	0-0	---	0	0	0	1	1-0	0	0	0	2	1.0	2
Jordan	1-0	6	0-0	---	0-0	---	0-0	---	1	1	2	0	2-0	0	1	0	0	0.0	0
<b>NETS</b>	<b>4</b>	<b>960</b>	<b>142-326</b>	<b>.436</b>	<b>18-71</b>	<b>.254</b>	<b>84-110</b>	<b>.764</b>	<b>49</b>	<b>131</b>	<b>180</b>	<b>72</b>	<b>62-0</b>	<b>25</b>	<b>66</b>	<b>21</b>	<b>386</b>	<b>96.5</b>	<b>109</b>
<b>CELTICS</b>	<b>4</b>	<b>960</b>	<b>176-355</b>	<b>.496</b>	<b>28-86</b>	<b>.326</b>	<b>47-65</b>	<b>.723</b>	<b>33</b>	<b>127</b>	<b>160</b>	<b>107</b>	<b>95-0</b>	<b>34</b>	<b>44</b>	<b>14</b>	<b>427</b>	<b>106.8</b>	<b>121</b>



## CELTICS VS. NETS GAME-BY-GAME RESULTS

Date	H/A	W/L	Celtics	Opp	Date	H/A	W/L	Celtics	Opp	Date	H/A	W/L	Celtics	Opp
12/19/76	A	W	94	87	3/28/88	A	W	106	105	4/7/02	A	W	102	90
1/16/77	H	W	106	91	4/8/88	H	W	127	90	11/20/02	H	W	96	79
2/2/77	A	L	89	99	11/29/88	A	W	100	93	12/25/02	A	L	81	117
3/27/77	H	W	114	109	11/30/88	H	W	133	100	3/13/03	A	L	75	90
10/28/77	A	L	109	116	1/12/89	A	W	106	103	3/18/03	H	L	74	87
12/13/77	H	W	122	108	3/4/89	A	L	95	98	11/7/03	H	L	87	94
1/13/78*	H	W	114	111	3/13/89	H	W	114	91	1/25/04	A	L	91	110
2/26/78	A	W	94	92	4/10/89	H	W	113	112	3/26/04	H	W	102	93
10/28/78	A	L	109	111	11/5/89	H	W	126	92	3/29/04	A	W	84	80
1/14/79	H	L	100	110	11/29/89	A	W	118	95	1/21/05	A	L	98	104
4/7/79	A	L	112	126	1/9/90	A	L	78	87	2/2/05	H	W	110	89
4/8/79	H	W	127	101	3/18/90	H	W	122	106	4/9/05	A	L	86	99
10/31/79	A	W	116	79	4/4/90	H	W	125	106	4/20/05	H	L	93	102
11/21/79	H	W	111	103	4/10/90	A	W	112	96	1/20/06	H	W	99	96
12/12/79	H	W	116	102	11/10/90	A	W	105	91	1/21/06	A	L	83	103
12/16/79*	A	W	115	112	1/18/91	H	L	106	111	4/14/06	H	L	74	79
3/17/80	A	W	117	92	2/22/91	H	W	111	99	4/16/06	A	L	93	95
3/23/80	H	L	96	101	4/2/91	A	W	94	77	11/29/06	H	L	103	106
10/22/80	A	W	108	104	4/4/91	H	W	123	104	12/9/06	A	W	92	90
11/14/80	H	W	126	102	11/25/91	A	W	125	107	2/9/07	H	L	78	92
12/12/80	H	W	119	104	1/15/92	H	L	120	130	3/5/07*	A	W	96	88
1/10/81	A	W	117	115	2/25/92	A	L	95	109	11/10/07	A	W	112	101
3/15/81	H	W	133	125	3/13/92	H	L	108	110	11/14/07	H	W	91	69
3/25/81	A	W	111	105	3/25/92	A	W	118	110	1/11/08	A	W	86	77
11/13/81	H	W	111	97	12/22/92	A	W	106	104	4/16/08	H	W	105	94
12/9/81	H	W	109	100	1/8/93	H	W	102	88	1/14/09	H	W	118	86
1/11/82	A	W	112	94	2/24/93	H	W	103	88	1/17/09	A	W	105	85
3/12/82	A	W	113	109	4/15/93	A	W	106	105	3/4/09	A	W	115	111
4/9/82	H	W	106	103	11/17/93	H	W	105	100	4/8/09	H	W	106	104
4/16/82	A	L	96	113	12/7/93	A	L	90	117	11/7/09	A	W	86	76
11/7/82	A	W	102	100	1/2/94	H	L	97	101	1/13/10	A	W	111	87
1/14/83	H	W	133	108	2/17/94	H	L	98	117	2/5/10	H	W	96	87
3/7/83	H	W	121	114	4/5/94	A	L	94	120	2/27/10	H	L	96	104
3/11/83	A	L	93	98	12/10/94	A	L	96	108	11/24/10	H	W	89	83
3/18/83	H	W	116	103	2/4/95	A	W	92	78	12/5/10	A	W	100	75
4/12/83	A	W	99	93	3/10/95	H	L	81	111	2/16/11	H	W	94	80
12/23/83	H	W	125	113	4/17/95	H	W	98	96	3/14/11	A	L	79	88
1/3/84	A	W	105	103	4/23/95	A	L	99	102	1/4/12	H	W	89	70
2/6/84	A	L	112	115	12/1/95*	H	L	123	131	3/2/12	H	W	107	94
3/23/84	H	L	97	101	2/25/96	A	L	105	111	4/14/12	A	W	94	82
3/31/84	A	W	107	98	3/17/96**	H	W	107	106	11/5/12	A	L	97	102
4/15/84	H	W	118	111	4/19/96	A	W	112	106	11/28/12	H	L	83	95
10/31/84	H	W	116	105	12/6/96*	H	L	108	110	12/25/12	A	W	93	76
12/8/84	A	W	107	98	12/21/96	A	L	100	101	4/10/13	H	L	93	10
12/11/84	H	W	130	121	2/23/97	A	L	93	109	12/10/13	A	L	96	104
1/2/85	A	W	110	95	3/23/97	H	L	91	100	1/26/14	H	L	79	85
3/27/85	A	W	105	95	11/19/97	A	L	100	108	3/7/14	H	W	91	84
4/14/85	H	L	118	129	11/21/97	H	W	101	93	3/21/14	A	L	98	114
10/25/85*	A	L	109	113	3/27/98	A	W	82	76	10/29/14	H	W	121	105
12/4/85	A	W	130	111	4/8/98	H	L	104	117	12/26/14	H	L	107	109
1/3/86	H	W	129	117	2/27/99	A	W	101	92	1/7/15	A	W	89	81
3/30/86	H	W	122	117	3/1/99	H	L	97	99	3/23/15	A	W	110	91
4/9/86	A	L	98	108	4/4/99	H	L	79	91					
4/13/86	H	W	135	107	11/19/99	H	W	109	96					
11/11/86	A	L	110	114	1/15/00	A	W	99	96					
12/10/86	H	W	108	98	2/4/00	H	W	100	95					
1/13/87	A	W	123	117	2/8/00	A	L	113	131					
2/23/87	H	W	116	103	12/20/00	H	W	99	86					
3/22/87	H	W	116	104	12/28/00	A	W	112	111					
4/10/87	A	L	108	117	3/22/01	A	W	113	98					
11/21/87	A	W	107	97	4/15/01	H	W	95	88					
12/2/87	H	W	130	99	10/31/01	H	L	95	92					
1/16/88	A	W	103	96	12/1/01*	A	W	105	98					
3/2/88	H	L	107	117	3/13/02	H	W	97	89					

\* Overtime

\*\* Double-overtime

NETS: New York Nets 1976-77; New Jersey Nets 1977-2012.; Brooklyn Nets 2012-Present.

## ALL-TIME SERIES

Boston leads 117-63 (Celtics are 62-29 at home)

CURRENT STREAK: Two Celtics Wins

LARGEST CELTICS WIN: 37 points; 116-79 on 10/31/79 @ New Jersey &amp; 127-90 on 04/08/88 @ Boston

LARGEST NETS WIN: 36 points; 117-81 on 12/25/02 @ New Jersey



## CHARLOTTE HORNETS

Time Warner Cable Arena (19,077)  
333 E. Trade Street, Charlotte, NC 28202  
704-688-8600 • fax 704-688-7600

## 2014-15 RESULTS

Series Split 2-2 (Celtics were 1-1 at TD Garden)

12/10/14 Boston 87 at Charlotte 96  
01/05/15 Charlotte 104 at Boston 95  
02/27/15 Charlotte 98 at Boston 106  
03/30/15 Boston 116 at Charlotte 104

## 2015-16 MATCHUPS

12/12/15 Boston at Charlotte  
12/23/15 Boston at Charlotte  
04/11/16 Charlotte at Boston

## DIRECTORY

**HEAD COACH:** ..... Steve Clifford  
**ASSISTANT HEAD COACH:** ..... Patrick Ewing  
**ASSISTANT COACHES:** ..... Stephen Silas, Pat Delany, Bob Weiss, Steve Hetzel, Bruce Kruetzer  
**ATHLETIC TRAINER:** ..... Steve Stricker  
**PUBLIC AND MEDIA RELATIONS:** ..... Mike Cristaldi, Josh Rosen, Brian Travis, Danny Franks  
**BROADCAST TELEVISION:** ..... Fox Sports Southeast. Broadcasters: Eric Collins, Dell Curry, Stephanie Ready  
**RADIO:** ..... WFNZ-AM. Broadcaster: Steve Martin, Matt Carroll

## 2014-2015 SEASON SERIES (2-2) BOSTON VS. CHARLOTTE

PLAYER	G-GS	MIN	FG-FGA	PCT	3FG-FGA	PCT	FT-FTA	PCT	OFF	DEF	TOT	AST	PF-DQ	STL	TO	BLK	PTS	AVG	HI
Thomas (TOT)	4-0	101	21-51	.412	7-23	.304	21-27	.778	0	6	6	20	14-0	1	7	1	70	17.5	28
Thomas (BOS)	2-0	53	12-31	.387	4-14	.286	10-12	.833	0	1	1	14	7-0	1	4	0	38	19.0	28
Thornnton	1-0	19	6-13	.462	3-8	.375	1-2	.500	0	2	2	0	0-0	0	0	0	16	16.0	16
Bradley	4-4	117	24-57	.421	6-16	.375	3-5	1.000	4	12	16	5	10-0	1	6	0	57	14.3	30
Sullinger	2-2	62	10-26	.385	1-3	.333	6-6	1.000	5	10	15	5	9-0	2	1	5	27	13.5	22
Rondo	1-1	32	6-11	.545	0-2	.000	0-0	---	1	9	10	10	4-0	1	4	0	12	12.0	12
Green	2-2	58	9-25	.360	0-4	.000	5-6	.833	0	5	5	0	3-0	0	1	0	23	11.5	16
Crowder (TOT)	4-0	86	14-32	.438	8-19	.421	5-6	.833	4	9	13	4	4-0	3	2	0	41	10.3	14
Crowder (BOS)	3-0	74	14-30	.467	8-18	.444	5-6	.833	4	8	12	4	3-0	2	1	0	41	13.7	14
Bass	4-2	83	13-29	.448	0-1	.000	7-10	.700	6	11	17	10	7-0	0	2	3	33	8.3	10
Smart	4-2	95	11-25	.440	5-12	.417	6-9	.667	3	8	11	12	11-0	5	5	1	33	8.3	14
Olynyk	3-0	52	11-23	.478	1-7	.143	1-3	.333	2	8	10	3	10-0	3	4	0	24	8.0	11
Young	2-0	35	6-12	.500	3-8	.375	0-0	---	2	0	2	0	1-0	3	0	0	15	7.5	13
Zeller	4-4	92	14-31	.452	0-0	---	2-2	1.000	6	19	25	7	7-0	1	1	3	30	7.5	13
Jerebko (TOT)	3-0	55	7-12	.583	3-6	.500	2-3	.667	6	8	14	5	5-0	0	1	1	19	6.3	16
Jerebko (BOS)	2-0	40	7-11	.636	3-5	.600	2-3	.667	6	6	12	4	3-0	0	0	1	19	9.5	16
Turner	4-3	101	10-25	.400	0-2	.000	2-3	.667	0	17	17	20	9-0	3	5	0	22	5.5	15
Pressey	2-0	20	4-10	.400	1-2	.500	0-0	---	0	5	5	3	2-0	2	1	0	9	4.5	6
Datome (TOT)	1-0	4	2-3	.667	0-0	---	0-0	---	1	2	3	1	0-0	0	1	0	4	4.0	4
Wallace	2-0	19	2-4	.500	0-0	---	0-4	.000	2	3	5	1	0-0	2	0	0	4	2.0	4
Wright	1-0	10	0-0	---	0-0	---	1-2	.500	2	0	2	2	0-0	0	0	1	1	1.0	1
<b>CELTICS</b>	<b>4</b>	<b>960</b>	<b>159-363</b>	<b>.438</b>	<b>35-102</b>	<b>.343</b>	<b>51-71</b>	<b>.718</b>	<b>43</b>	<b>124</b>	<b>167</b>	<b>100</b>	<b>86-0</b>	<b>26</b>	<b>36</b>	<b>14</b>	<b>404</b>	<b>101.0</b>	<b>116</b>
<b>HORNETS</b>	<b>4</b>	<b>960</b>	<b>150-329</b>	<b>.456</b>	<b>26-80</b>	<b>.325</b>	<b>76-88</b>	<b>.864</b>	<b>37</b>	<b>143</b>	<b>180</b>	<b>79</b>	<b>71-1</b>	<b>18</b>	<b>54</b>	<b>26</b>	<b>402</b>	<b>100.5</b>	<b>104</b>

## 2014-2015 SEASON SERIES (2-2) CHARLOTTE VS. BOSTON

PLAYER	G-GS	MIN	FG-FGA	PCT	3FG-FGA	PCT	FT-FTA	PCT	OFF	DEF	TOT	AST	PF-DQ	STL	TO	BLK	PTS	AVG	HI
Walker	3-3	115	26-60	.433	5-18	.278	22-24	.917	3	10	13	24	2-0	5	4	1	73	26.3	33
Mo Williams (TOT)	3-1	87	19-49	.388	8-22	.364	12-15	.800	3	9	12	8	6-0	1	7	0	58	19.3	31
Mo Williams (CHA)	2-1	62	15-40	.375	8-21	.381	12-14	.857	3	7	10	4	6-0	1	7	0	50	25.0	31
Jefferson	3-3	94	21-38	.553	0-0	---	7-8	.875	3	24	27	8	4-0	1	4	4	49	16.3	23
Zeller	3-3	86	15-21	.714	0-0	---	10-11	.909	3	13	16	4	6-0	3	7	2	40	13.3	20
Henderson	4-4	129	20-45	.444	4-10	.400	7-8	.875	1	12	13	10	11-1	2	10	4	51	12.8	17
Kidd-Gilchrist	3-2	69	11-22	.500	0-0	---	5-5	1.000	5	19	24	5	9-0	0	3	1	27	9.0	12
Stephenson	2-1	60	8-19	.421	0-2	.000	1-2	.500	3	4	7	11	4-0	1	6	0	17	8.5	13
Ma, Williams	4-1	106	13-24	.542	3-8	.375	5-7	.714	4	16	20	3	7-0	3	3	7	34	8.5	10
Hairston	2-0	31	4-9	.444	1-5	.200	1-1	1.000	0	5	5	0	1-0	0	2	10	5.0	8	
Neal	2-0	37	3-21	.143	1-7	.143	3-4	.750	1	3	4	5	3-0	0	1	0	10	5.0	7
Taylor	1-1	26	2-6	.333	1-2	.500	0-0	---	1	4	5	0	3-0	0	1	0	5	5.0	5
Bynum	3-1	61	4-7	.571	0-0	---	3-4	.750	5	13	18	0	7-0	1	1	4	11	3.7	5
Roberts	4-0	38	5-11	.455	3-7	.429	0-0	---	0	3	3	2	3-0	1	2	0	13	3.3	6
Daniels (TOT)	1-0	4	1-2	.500	1-2	.500	0-0	---	0	0	0	0	0-0	0	1	0	3	3.0	3
Maxiell	3-0	46	3-6	.500	0-0	---	0-0	---	5	10	15	3	5-0	0	2	1	6	2.0	6
<b>HORNETS</b>	<b>4</b>	<b>960</b>	<b>150-329</b>	<b>.456</b>	<b>26-80</b>	<b>.325</b>	<b>76-88</b>	<b>.864</b>	<b>37</b>	<b>143</b>	<b>180</b>	<b>79</b>	<b>71-1</b>	<b>18</b>	<b>54</b>	<b>26</b>	<b>402</b>	<b>100.5</b>	<b>104</b>
<b>CELTICS</b>	<b>4</b>	<b>960</b>	<b>159-363</b>	<b>.438</b>	<b>35-102</b>	<b>.343</b>	<b>51-71</b>	<b>.718</b>	<b>43</b>	<b>124</b>	<b>167</b>	<b>100</b>	<b>86-0</b>	<b>26</b>	<b>36</b>	<b>14</b>	<b>404</b>	<b>101.0</b>	<b>116</b>





## CELTICS VS. HORNETS GAME-BY-GAME RESULTS

Date	H/A	W/L	Celtics	Opp	Date	H/A	W/L	Celtics	Opp
11/23/88	H	W	114	109	11/24/07	A	W	96	95
1/6/89	H	W	115	92	1/9/08	H	L	83	95
2/1/89	A	W	107	94	2/29/08	H	W	108	100
2/28/89	A	W	112	87	4/5/08	A	W	101	78
4/17/89	A	W	113	108	11/29/08	A	W	89	84
4/23/89	H	W	120	110	1/6/09*	A	L	106	114
12/5/89	A	W	114	101	4/1/09**	H	W	111	109
2/7/90	H	W	146	125	10/28/09	H	W	92	59
11/14/90	H	W	135	126	12/1/09	A	W	108	90
12/20/90	A	W	115	96	3/3/10	H	W	104	80
2/1/91	A	L	91	92	12/11/10	A	W	93	62
2/6/91	H	W	133	117	1/4/11	H	W	99	94
11/1/91	H	W	111	108	2/07/11	A	L	89	94
11/16/91	A	L	109	118	3/25/11	H	L	81	83
2/21/92	H	W	113	110	2/7/12	H	W	94	84
4/12/92	A	W	128	102	3/26/12	A	W	102	95
11/11/92	A	W	109	99	4/15/12	A	W	94	82
11/27/92	H	W	111	102	1/14/13	H	W	100	89
1/5/93	A	W	107	103	2/11/13	A	L	91	94
3/14/93	H	L	93	96	3/12/13	A	L	74	100
11/12/93	H	L	107	110	3/16/13	H	W	105	88
12/23/93	A	L	100	118	11/13/13	H	L	83	89
3/14/94*	A	L	101	107	11/25/13	A	W	96	86
4/21/94	H	L	89	95	4/11/14	H	W	106	103
11/23/94	H	W	98	91	12/10/14	A	L	87	96
1/7/95	A	L	98	106	1/5/15	H	L	95	104
2/2/95	H	L	93	100	2/27/15	H	W	106	98
4/10/95	A	L	95	119	3/30/15	A	W	116	104
11/22/95	A	W	129	124					
11/26/95	H	L	109	111					
12/21/95	A	L	97	107					
2/28/96*	H	W	121	116					
12/22/96	H	L	98	102					
3/6/97*	A	L	121	122					
4/9/97	A	L	111	136					
4/16/97	H	L	102	108					
12/23/97	H	W	102	96					
1/30/98	H	L	95	97					
2/3/98	A	L	89	93					
3/9/99	A	L	87	105					
3/30/99	A	W	109	99					
5/5/99**	H	L	129	133					
11/5/99	H	W	103	100					
1/22/00	A	L	96	110					
4/4/00	A	L	105	112					
4/16/00	H	L	102	105					
12/16/00	A	L	87	99					
3/4/01	H	L	97	116					
4/1/01	A	L	79	80					
4/18/01	H	L	92	97					
12/15/01	A	W	106	97					
2/5/02	A	W	82	79					
3/1/02	H	L	87	100					
11/12/04	H	W	91	74					
1/25/05	A	W	97	92					
3/4/05	H	W	104	84					
3/14/05	A	W	119	110					
11/5/05*	A	L	105	107					
11/25/05	H	W	90	89					
1/4/06	H	W	109	106					
11/8/06*	H	W	110	108					
11/22/06	A	L	83	92					
12/16/06	A	W	106	100					
3/21/07	H	L	84	92					

\* Overtime  
\*\* Double-overtime

**HORNETS:** Charlotte Hornets 1988-2002; Charlotte Bobcats 2004-14; Charlotte Hornets 2014-Present.

## ALL-TIME SERIES


Boston leads 52-40 (Celtics are 28-18 at home)

**CURRENT STREAK:** Two Celtics Wins

**LARGEST CELTICS WIN:** 33 points; 92-59 on 10/28/09 @ Boston

**LARGEST HORNETS WIN:** 26 points; 100-74 on 03/12/13 @ Charlotte

# CHICAGO BULLS



## CHICAGO BULLS

United Center (20,917)  
1901 West Madison Street, Chicago, IL 60612  
312-455-4000 • fax 312-455-4198

## 2014-15 RESULTS

Chicago won 3-1 (Celtics were 0-2 at TD Garden)

11/08/14 Boston 106 at Chicago 101  
11/28/14 Chicago 109 at Boston 102  
01/03/15 Boston 104 at Chicago 109 (OT)  
01/16/15 Chicago 119 at Boston 103

## 2015-16 MATCHUPS

12/09/15 Chicago at Boston  
01/07/16 Boston at Chicago  
01/22/16 Chicago at Boston

## DIRECTORY

**HEAD COACH:** ..... Fred Hoiberg  
**ASSOCIATE HEAD COACH:** ..... Jim Boylen  
**ASSISTANT COACHES:** ..... Pete Myers, Randy Brown, Mike Wilhelm, Charlie Henry  
**ATHLETIC TRAINER:** ..... Jeff Tanaka  
**PUBLIC & MEDIA RELATIONS:** ..... Tim Hallam, Matt Yob, Shaun Hickombottom  
**BROADCAST TELEVISION:** ..... WGN (Ch. 9). Broadcasters: Neil Funk, Stacey King  
**CABLE TELEVISION:** ..... Comcast Sportsnet Chicago. Broadcasters: Neil Funk, Stacey King  
**RADIO:** ..... WMVP (1000AM). Broadcasters: Bill Wennington, Chuck Swirsky, Steve Kaskul  
**SPANISH RADIO:** ..... WRT0 (1200 AM). Broadcasters: Omar Ramos, Matt Moreno

## 2014-2015 SEASON SERIES (1-3) BOSTON VS. CHICAGO

PLAYER	G-GS	MIN	FG-FGA	PCT	3FG-FGA	PCT	FT-FTA	PCT	OFF	DEF	TOT	AST	PF-DD	STL	TO	BLK	PTS	AVG	HI
Turner	4-3	129	28-58	.483	5-8	.625	11-13	.846	3	15	18	22	9-0	3	17	1	72	18.0	29
Sullinger	4-4	124	29-64	.453	6-19	.316	5-7	.714	14	28	42	8	12-0	3	5	3	69	17.3	23
Bradley	4-4	136	24-44	.545	3-8	.375	4-5	.800	1	7	8	7	7-0	5	8	2	55	13.8	18
Green	3-3	98	14-39	.359	2-9	.222	5-5	1.000	1	16	17	8	9-1	3	6	1	35	11.7	14
Bass	4-0	78	15-28	.536	0-1	.000	9-13	.692	6	12	18	4	9-0	2	5	1	39	9.8	16
Zeller	4-2	85	15-21	.714	0-0	---	8-8	1.000	1	17	18	10	14-1	1	5	0	38	9.5	12
Olynyk	4-2	91	14-33	.424	2-9	.222	6-8	.750	8	17	25	4	16-0	0	6	3	36	9.0	18
Prince (TOT)	1-1	24	3-8	.375	0-0	---	2-2	1.000	1	0	1	0	1-0	0	0	1	8	8.0	8
Rondo	1-1	33	4-13	.308	0-1	.000	0-2	.000	1	6	7	9	2-0	1	2	0	8	8.0	8
Thomson	3-0	43	8-17	.471	1-3	.333	6-7	.857	1	1	2	2	1-0	1	0	0	23	7.7	11
Smart	2-0	44	3-7	.429	1-3	.333	2-2	1.000	1	5	6	6	4-0	3	1	0	9	4.5	5
Crowder (TOT)	3-1	36	5-10	.500	0-1	.000	2-2	1.000	0	3	3	5	2-0	3	0	1	12	4.0	10
Crowder (BOS)	2-1	36	5-10	.500	0-1	.000	2-2	1.000	0	3	3	5	2-0	3	0	1	12	6.0	10
Pressey	4-0	59	6-21	.286	3-12	.250	1-2	.500	2	7	9	12	5-0	2	2	2	16	4.0	8
Robinson (TOT)	2-0	27	3-14	.214	1-3	.333	0-1	.000	1	3	4	7	7-0	0	1	0	7	3.5	7
Wright	1-0	15	1-3	.333	0-0	---	0-0	---	1	2	3	3	1-0	0	1	1	2	2.0	2
Wallace	1-0	13	0-0	---	0-0	---	1-2	.500	0	1	1	0	0-0	0	0	0	1	1.0	1
CELTICS	4	985	166-358	.464	23-74	.311	60-76	.789	40	137	177	100	91-2	27	61	15	415	103.8	106
BULLS	4	985	164-371	.442	32-88	.364	78-104	.750	61	124	185	91	65-1	32	46	30	438	109.5	119

## 2014-2015 SEASON SERIES (3-1) CHICAGO VS. BOSTON

PLAYER	G-GS	MIN	FG-FGA	PCT	3FG-FGA	PCT	FT-FTA	PCT	OFF	DEF	TOT	AST	PF-DD	STL	TO	BLK	PTS	AVG	HI
Gasol	4-4	134	32-68	.471	1-2	.500	18-23	.783	14	37	51	10	5-0	1	12	7	83	20.8	29
Rose	3-3	95	26-56	.464	8-18	.444	2-4	.500	2	7	9	15	3-0	2	5	3	62	20.7	29
Butler	3-3	118	23-50	.460	1-8	.125	13-15	.867	4	9	13	5	3-0	9	4	0	60	20.0	22
Brooks	4-0	83	27-52	.519	11-24	.458	10-11	.909	2	5	7	13	13-1	2	7	1	75	18.8	26
Noah	3-3	103	13-35	.371	0-0	---	10-14	.714	18	19	37	18	10-0	4	10	8	36	12.0	15
Gibson	3-1	99	13-30	.433	0-0	---	7-10	.700	8	10	18	5	6-0	0	0	3	33	11.0	13
Dunleavy	2-2	55	6-15	.400	3-9	.333	2-5	.667	2	6	8	1	5-0	1	0	0	17	8.5	13
Moore	2-0	34	6-11	.545	3-5	.600	2-4	.500	2	2	4	3	2-0	1	0	0	17	8.5	9
Mirotic	4-1	95	7-21	.333	2-11	.182	12-15	.800	3	16	19	10	8-0	6	2	5	28	7.0	15
Harrich	4-3	126	7-22	.318	3-9	.333	0-0	---	5	7	12	9	7-0	5	2	3	17	4.3	8
McDermott	2-0	17	3-4	.750	0-0	---	1-3	.333	0	3	3	0	1-0	0	1	0	7	3.5	6
Snell	3-0	24	1-7	.143	0-2	.000	1-2	.500	1	3	4	2	2-0	1	0	0	3	1.0	3
<b>BULLS</b>	<b>4</b>	<b>985</b>	<b>164-371</b>	<b>.442</b>	<b>32-88</b>	<b>.364</b>	<b>78-104</b>	<b>.750</b>	<b>61</b>	<b>124</b>	<b>185</b>	<b>91</b>	<b>65-1</b>	<b>32</b>	<b>46</b>	<b>30</b>	<b>438</b>	<b>109.5</b>	<b>119</b>
<b>CELTICS</b>	<b>4</b>	<b>985</b>	<b>166-358</b>	<b>.464</b>	<b>23-74</b>	<b>.311</b>	<b>60-76</b>	<b>.789</b>	<b>40</b>	<b>137</b>	<b>177</b>	<b>100</b>	<b>91-2</b>	<b>27</b>	<b>61</b>	<b>15</b>	<b>415</b>	<b>103.8</b>	<b>106</b>



## CELTICS VS. BULLS GAME-BY-GAME RESULTS

Date	H/A	W/L	Celtics	Opp	Date	H/A	W/L	Celtics	Opp	Date	H/A	W/L	Celtics	Opp	Date	H/A	W/L	Celtics	Opp
10/27/66	N	W	123	100	1/16/80	H	W	114	104	12/5/92	A	L	89	96	11/5/10*	H	W	110	105
11/3/66	N	W	137	108	1/29/80	A	W	103	99	1/18/93	A	L	93	103	12/3/10	H	W	104	92
11/8/66	A	W	112	101	11/9/80	H	W	111	105	4/4/93	H	L	89	101	1/8/11	A	L	72	90
12/10/66	H	W	125	110	11/18/80	A	W	113	112	11/13/93	A	W	98	97	4/7/11	A	L	81	97
12/30/66	A	W	110	106	12/13/80	A	W	106	95	12/15/93	H	L	98	108	1/13/12	H	L	79	88
1/13/67	H	W	122	102	12/17/80	H	W	115	98	3/16/94	H	L	100	101	2/12/12	H	W	95	91
1/17/67	A	W	109	101	1/9/81*	H	W	117	111	4/22/94**	A	W	104	94	2/16/12	A	L	80	89
3/2/67	N	W	114	108	1/29/81	A	L	85	108	12/3/94	A	L	109	125	4/5/12	A	L	86	93
3/7/67	A	L	114	117	11/4/81	H	W	115	93	12/28/94	H	L	97	105	11/12/12	A	W	101	95
10/14/67	H	W	105	90	11/17/81	A	W	98	95	3/22/95	H	L	107	124	12/18/12	A	L	89	100
11/9/67	A	W	107	93	1/6/82	H	L	102	116	5/30/95	A	L	82	100	1/18/13*	H	L	99	100
1/2/68	A	L	84	95	3/23/82	A	W	110	103	11/4/95	A	L	85	107	2/13/13	H	W	71	69
1/31/68	H	W	118	109	4/4/82	H	W	114	112	12/18/95	H	L	114	123	1/2/14	A	L	82	94
3/1/68	H	W	94	87	4/13/82	A	L	115	120	3/2/96	A	L	75	107	3/30/14	H	L	107	102
3/7/68	A	L	112	118	12/22/82	H	W	140	131	11/1/96	H	L	98	107	3/31/14	A	L	80	94
10/19/68	A	W	106	96	1/21/83	A	W	117	106	11/9/96	A	L	92	104	11/8/14	A	W	106	101
10/29/68	N	L	97	103	1/31/83	H	W	110	104	3/11/97	H	L	106	117	11/28/14	H	L	102	109
12/21/68	A	W	102	94	3/26/83	A	L	108	118	4/1/97	A	L	106	111	1/3/15*	A	L	104	109
1/22/69	A	L	94	95	4/15/83	H	L	117	120	10/31/97	H	W	92	85	1/16/15	H	L	103	119
3/2/69	H	W	99	92	11/12/83	A	W	116	101	12/3/97	H	L	87	97					
3/19/69	H	W	104	92	12/6/83	A	W	118	105	1/6/98	A	L	79	90					
11/8/69	A	L	87	103	1/31/84	A	W	106	83	3/23/98	A	L	88	111					
11/19/69	H	W	122	106	3/2/84	H	W	104	100	3/21/99	H	L	92	95					
12/6/69*	A	L	114	116	4/8/84	H	W	117	110	4/11/99	H	W	87	81					
12/23/69	H	W	117	112	11/15/84	A	W	125	105	4/23/99	A	W	100	91					
2/3/70	N	W	93	85	12/22/84	A	L	85	110	11/13/99	A	L	91	92					
3/13/70	A	L	113	134	1/9/85	H	W	111	108	1/8/00	A	L	79	96					
11/21/70	A	L	107	110	2/5/85	A	W	110	106	3/10/00	H	W	104	74					
12/5/70	A	W	101	97	2/22/85	N	W	115	105	4/14/00	H	W	106	91					
2/7/71	H	W	104	96	3/6/85	H	L	107	104	12/13/00	H	L	86	104					
2/9/71	A	W	90	88	12/15/85	H	W	109	104	3/25/01	H	W	102	98					
3/14/71	H	W	117	104	12/17/85	A	L	108	116	3/29/01	A	W	106	104					
11/20/71	A	L	106	123	1/30/86	A	W	101	91	11/2/01	H	W	96	82					
12/11/71	H	L	99	115	3/5/86	H	W	108	97	12/8/01	A	L	84	87					
12/14/71	A	W	116	108	3/21/86	H	W	126	105	12/14/01	H	W	107	101					
1/12/72	H	W	113	112	11/14/86	A	W	110	98	4/8/02	A	L	100	105					
2/2/72	H	W	124	100	1/2/87	H	W	113	99	10/30/02	H	L	96	99					
10/14/72	A	W	96	88	1/27/87	A	W	105	97	11/6/02	A	W	91	69					
12/29/72	H	L	99	106	1/28/87	H	W	132	103	11/27/02	H	W	92	82					
2/13/73	A	W	105	101	3/27/87	A	W	111	106	12/16/02	A	L	83	94					
3/21/73	H	W	106	105	4/17/87	H	W	108	105	11/12/03	H	L	82	89					
12/1/73	H	W	120	98	11/25/87	H	L	102	107	1/3/04	A	W	88	77					
12/8/73	A	L	95	112	1/12/88	A	W	104	97	2/12/04	A	L	87	107					
1/9/74	H	W	106	89	3/18/88	A	L	103	113	1/8/05	A	L	91	102.					
2/5/74	A	L	98	100	3/20/88	H	W	137	107	1/19/05	H	W	92	83					
10/30/74	H	L	104	105	4/21/88	H	W	126	119	1/29/05	A	W	101	97					
12/10/74	A	W	107	89	4/24/88	A	L	108	115	3/25/05	H	L	86	94					
3/11/75*	A	W	121	115	11/9/88	H	L	104	110	12/2/05	H	L	102	106					
3/28/75	H	W	97	92	12/6/88	A	L	105	100	12/27/05	A	L	86	118					
11/1/75	A	L	82	84	1/15/89	A	L	104	110	3/26/06	H	L	97	101					
12/3/75	H	L	106	109	3/8/89	H	W	104	95	4/1/06	A	L	94	100					
1/17/76	A	W	94	92	11/4/89	A	W	102	100	12/04/06	A	L	82	100					
3/24/76	H	W	94	87	3/4/90	H	L	114	118	3/11/07	H	L	78	94					
12/5/76	H	W	115	109	4/17/90	A	L	105	111	3/13/07	A	L	87	95					
12/11/76	A	L	76	84	4/20/90	H	W	120	116	12/8/07	A	W	92	81					
3/15/77	A	L	96	107	11/6/90	A	W	110	108	12/21/07	H	W	107	82					
3/30/77	N	W	90	88	11/9/90	H	L	100	120	3/7/08	H	W	116	93					
11/30/77	H	W	98	92	2/26/91	A	L	99	129	4/1/08	A	W	106	92					
12/30/77	A	L	97	102	3/31/91**	H	W	135	132	10/31/08	H	W	96	80					
3/24/78	A	L	96	97	11/6/91	H	L	113	132	12/19/08	H	W	126	108					
4/4/78	A	L	104	116	12/25/91	A	L	99	121	3/11/09	A	L	121	127					
11/1/78	H	W	118	112	3/11/92	A	L	85	119	10/30/09	H	W	118	90					
1/23/79	A	L	90	100	4/5/92	H	W	97	86	12/12/09	A	W	106	80					
3/30/79	H	L	105	121	12/2/92	H	W	101	96	1/4/10	H	L	83	96					
										4/13/10	A	L	93	101					

\* Overtime  
\*\* Double-overtime

## ALL-TIME SERIES

Boston leads 114-99 (Celtics are 65-36 at home)

**CURRENT STREAK:** Three Bulls Wins

**LARGEST CELTICS WIN:** 30 points; 137-107 on 03/20/88 @ Boston & 104-74 on 03/10/00 @ Boston

**LARGEST BULLS WIN:** 34 points; 119-85 on 03/11/92 @ Chicago



CLEVELAND CAVALIERS

Quicken Loans Arena (20,562)

One Center Court, Cleveland, OH 44115

216-420-2000 • fax 216-420-2298

2014-15 RESULTS

Series Split 2-2 (Celtics were 1-1 at TD Garden)

11/14/14 Cleveland 122 at Boston 121

03/03/15 Boston 79 at Cleveland 110

04/10/15 Boston 99 at Cleveland 90

04/12/15 Cleveland 78 at Boston 117

2015-16 MATCHUPS

12/15/15 Cleveland at Boston

02/05/16 Boston at Cleveland

03/05/16 Boston at Cleveland

DIRECTORY

HEAD COACH: ..... David Blatt

ASSOCIATE HEAD COACH: ..... Tyronn Lue

ASSISTANT COACHES: ..... Jim Boylan, Larry Drew, Bret Brielmaier, James Posey

ATHLETIC TRAINER: ..... Stephen Spiro

PUBLIC AND MEDIA RELATIONS: ..... Tad Carper, B.J. Evans, Jeff Schaefer, Cherome Owens, Phyllis Salem

BROADCAST TELEVISION: ..... Fox Sports Ohio. Broadcasters: Fred McLeod, Austin Carr, Allie Clifton

RADIO: ..... WTAM (1100AM). Broadcasters: John Michael, Jim Chones, Mike Snyder

SPANISH RADIO: ..... LA MEGA (87.7 FM). Broadcasters: Rafael Hernandez Brito

2014-2015 SEASON SERIES (2-2) BOSTON VS. CLEVELAND

PLAYER	G-GS	MIN	FG-FGA	PCT	3FG-FGA	PCT	FT-FTA	PCT	OFF	DEF	TOT	AST	PF-DQ	STL	TO	BLK	PTS	AVG	HI
Green	1-1	36	5-12	.417	1-6	.167	8-10	.800	1	2	3	1	1-0	1	2	0	19	19.0	19
Thomas	4-0	84	14-40	.350	4-14	.286	18-21	.857	0	7	7	17	5-0	2	7	0	50	12.5	17
Thomas (BOS)	3-0	65	13-35	.371	4-13	.308	15-18	.833	0	7	7	13	5-0	2	6	0	45	15.0	17
Thorton	1-0	18	5-8	.625	2-3	.667	0-0	---	1	1	2	1	3-0	0	0	0	12	12.0	12
Sullinger	3-1	65	13-27	.481	2-6	.333	7-9	.778	5	15	20	9	9-0	2	6	2	35	11.7	19
Bradley	4-4	119	21-40	.525	4-13	.308	0-0	---	1	7	8	11	8-0	4	6	0	46	11.5	15
Bass	4-3	93	21-38	.553	1-1	1.000	2-2	1.000	8	7	15	4	8-0	5	9	0	45	11.3	15
Olynyk	3-1	59	13-22	.591	2-8	.250	5-6	.833	6	9	15	3	8-0	3	4	1	33	11.0	21
Smart	3-3	88	10-24	.417	4-12	.333	4-7	.571	1	7	8	5	6-0	6	2	0	28	9.3	19
Turner	4-3	115	16-37	.432	0-4	.000	5-6	.833	0	18	18	30	10-0	7	7	1	37	9.3	15
Young	1-0	17	2-5	.400	2-5	.400	3-3	1.000	0	1	1	0	0-0	0	0	0	9	9.0	9
Zeller	4-3	64	16-23	.696	0-0	---	3-4	.750	1	13	14	5	12-0	1	1	0	35	8.8	13
Jerebko (TOT)	4-0	82	12-28	.429	6-11	.545	0-2	.000	8	13	21	6	7-0	5	1	2	30	7.5	10
Jerebko (BOS)	3-0	55	8-20	.400	4-8	.500	0-2	.000	8	6	14	4	7-0	4	1	1	20	6.7	10
Crowder (TOT)	3-4	65	6-21	.286	1-7	.143	7-12	.583	1	10	11	5	6-0	3	0	0	20	6.7	9
Crowder (BOS)	3-0	65	6-21	.286	1-7	.143	7-12	.583	1	10	11	5	6-0	3	0	0	20	6.7	9
Datome (TOT)	2-0	24	5-10	.500	3-5	.600	0-0	---	0	6	6	0	1-0	0	1	0	13	6.5	7
Datome (BOS)	2-0	24	5-10	.500	3-5	.600	0-0	---	0	6	6	0	1-0	0	1	0	13	6.5	7
Rondo	1-1	31	3-10	.300	0-0	---	0-0	---	0	8	8	16	4-0	3	3	0	6	6.0	6
Pressey	2-0	18	4-5	.800	1-2	.500	0-0	---	0	3	3	6	3-0	0	0	1	9	4.5	5
Randolph	1-0	13	2-6	.333	0-1	.000	0-0	---	2	2	4	1	1-0	1	0	1	4	4.0	4
Powell	1-0	0	0-0	---	0-0	---	0-0	---	0	0	0	0	0-0	0	0	0	0	0.0	0
Wallace	1-0	15	0-1	.000	0-0	---	0-0	---	1	4	5	0	1-0	0	1	0	0	0.0	0
<b>CELTICS</b>	<b>4</b>	<b>960</b>	<b>163-344</b>	<b>.474</b>	<b>31-94</b>	<b>.330</b>	<b>59-79</b>	<b>.747</b>	<b>36</b>	<b>126</b>	<b>162</b>	<b>114</b>	<b>93-0</b>	<b>42</b>	<b>53</b>	<b>7</b>	<b>416</b>	<b>104.0</b>	<b>121</b>
<b>CAVALIERS</b>	<b>4</b>	<b>960</b>	<b>149-330</b>	<b>.452</b>	<b>30-107</b>	<b>.280</b>	<b>72-95</b>	<b>.758</b>	<b>43</b>	<b>135</b>	<b>178</b>	<b>93</b>	<b>78-0</b>	<b>20</b>	<b>69</b>	<b>18</b>	<b>400</b>	<b>100.0</b>	<b>122</b>

2014-2015 SEASON SERIES (2-2) CLEVELAND VS. BOSTON

PLAYER	G-GS	MIN	FG-FGA	PCT	3FG-FGA	PCT	FT-FTA	PCT	OFF	DEF	TOT	AST	PF-DQ	STL	TO	BLK	PTS	AVG	HI
James	3-3	93	33-64	.516	3-14	.214	13-21	.619	1	9	10	19	5-0	4	7	2	82	27.3	41
Irving	2-2	66	14-26	.538	5-11	.455	12-15	.923	2	4	6	10	3-0	5	2	1	45	22.5	27
Varejao	1-1	28	7-10	.700	0-0	---	2-2	1.000	2	0	2	3	3-0	0	0	1	16	16.0	16
Love	3-3	93	12-32	.375	6-17	.353	13-17	.765	5	24	29	11	5-0	0	3	2	43	14.3	19
Jones	3-0	66	8-20	.400	3-13	.231	14-16	.875	2	8	10	2	7-0	3	0	1	33	11.0	14
Mozgov (TOT)	3-3	60	15-27	.556	0-0	---	2-4	.500	8	8	16	4	5-0	0	8	5	32	10.7	13
Mozgov (CLE)	3-0	60	15-27	.556	0-0	---	2-4	.500	8	8	16	4	5-0	0	8	5	32	10.7	13
Waters	1-0	17	4-8	.500	1-1	1.000	1-2	.500	0	3	3	1	2-0	1	1	0	10	10.0	10
Thompson	4-1	81	12-24	.500	0-0	---	6-8	.750	8	20	28	1	3-0	0	6	1	30	7.5	14
Shumpert (TOT)	3-2	72	8-20	.400	2-7	.286	2-6	.333	3	13	16	8	7-0	3	9	1	20	6.7	15
Shumpert (CLE)	2-1	55	6-17	.353	1-6	.167	2-4	.500	3	13	16	5	5-0	1	9	1	15	7.5	15
Harris	4-0	72	9-18	.500	4-11	.364	4-5	.800	2	6	8	2	14-0	0	6	1	26	6.5	9
Marion	3-2	74	9-19	.474	0-3	.000	0-0	---	4	12	16	2	1-0	2	3	2	18	6.0	8
Smith (TOT)	2-2	42	5-13	.385	2-8	.250	0-0	---	0	6	6	0	6-0	1	4	0	12	6.0	12
Smith (CLE)	2-2	42	5-13	.385	2-8	.250	0-0	---	0	6	6	0	6-0	1	4	0	12	6.0	12
Dellavedova	3-2	98	7-26	.269	2-12	.167	0-0	---	3	7	10	24	6-0	2	7	0	16	5.3	9
Perkins (TOT)	4-0	70	7-19	.368	0-0	---	1-1	1.000	4	9	13	3	6-0	1	6	1	15	3.8	6
Perkins (CLE)	3-0	46	4-13	.308	0-0	---	1-1	1.000	3	6	9	3	6-0	1	5	0	9	3.0	5
Miller	4-0	69	4-13	.308	3-11	.273	2-2	1.000	0	9	9	6	7-0	0	5	1	13	3.3	11
<b>CAVALIERS</b>	<b>4</b>	<b>960</b>	<b>149-330</b>	<b>.452</b>	<b>30-107</b>	<b>.280</b>	<b>72-95</b>	<b>.758</b>	<b>43</b>	<b>135</b>	<b>178</b>	<b>93</b>	<b>78-0</b>	<b>20</b>	<b>69</b>	<b>18</b>	<b>400</b>	<b>100.0</b>	<b>122</b>
<b>CELTICS</b>	<b>4</b>	<b>960</b>	<b>163-344</b>	<b>.474</b>	<b>31-94</b>	<b>.330</b>	<b>59-79</b>	<b>.747</b>	<b>36</b>	<b>126</b>	<b>162</b>	<b>114</b>	<b>93-0</b>	<b>42</b>	<b>53</b>	<b>7</b>	<b>416</b>	<b>104.0</b>	<b>121</b>



## CELTICS VS. CAVALIERS GAME-BY-GAME RESULTS

Date	H/A	W/L	Celtics	Opp	Date	H/A	W/L	Celtics	Opp	Date	H/A	W/L	Celtics	Opp	Date	H/A	W/L	Celtics	Opp
11/20/70	H	W	116	112	3/25/83	H	W	124	102	4/11/97*	H	W	103	101	3/3/15	A	L	79	110
12/4/70	A	W	118	107	10/29/83	A	W	108	89	11/7/97	H	L	92	96	4/10/15	A	W	99	90
1/24/71	H	W	121	110	12/14/83	H	W	110	108	11/29/97	A	L	97	103	4/12/15	H	W	117	78
1/25/71	A	L	116	117	1/6/84	H	W	115	97	4/14/98	A	L	86	95					
11/21/71	A	W	128	105	1/24/84	A	W	118	97	4/17/98	H	W	78	71					
12/8/71	H	W	126	107	4/3/84	A	W	98	86	2/6/99	H	W	77	73					
12/17/71	A	W	115	109	4/6/84	H	W	113	94	3/2/99	A	L	99	116					
1/26/72	H	L	108	112	12/11/84	A	W	110	104	3/23/99	A	L	86	113					
2/23/72	A	W	113	111	12/2/84	H	W	122	99	4/12/99	H	W	103	89					
3/1/72	H	W	115	105	2/6/85	H	W	113	108	11/17/99	H	W	114	103					
10/27/72	H	W	123	97	3/15/85	A	W	119	96	12/14/99	A	L	88	115					
12/8/72	A	W	96	87	3/22/85	H	W	129	117	1/3/00	H	W	105	98					
12/9/72	H	W	123	88	4/11/85	A	W	121	115	4/1/00	A	L	103	109					
1/31/73	H	W	94	89	10/26/85	A	W	105	100	11/4/00	A	L	89	91					
2/6/73	A	L	105	110	12/14/85	A	L	99	109	11/28/00	A	W	87	72					
2/25/73	A	W	105	92	1/8/86	H	W	126	95	2/4/01	H	W	103	82					
10/28/73	A	L	99	102	3/18/86	N	W	126	96	10/30/01	A	W	108	89					
10/31/73	H	W	128	110	4/1/86	A	W	123	105	12/19/01	H	W	104	98					
11/25/73	A	W	107	101	4/11/86	H	W	117	104	1/26/02	A	W	108	101					
12/29/73	N	W	111	92	12/6/86	A	L	86	88	3/20/02	H	W	96	70					
1/30/74	H	W	120	108	1/16/87*	H	W	133	128	12/13/02	H	W	115	100					
3/15/74	A	L	103	104	2/4/87	H	W	104	102	12/21/02	A	W	89	82					
10/23/74	H	L	107	108	3/24/87	N	W	111	88	3/28/03	H	W	104	95					
10/29/74	A	W	107	92	4/7/87	A	L	83	107	3/29/03	A	W	110	106					
1/31/75	H	W	121	99	11/13/87	H	W	128	114	11/14/03	H	W	91	82					
3/25/75	A	W	89	84	11/17/87	A	L	88	109	12/13/03	A	W	105	98					
11/23/75	A	W	105	90	1/23/88	A	L	100	119	1/9/04	H	W	107	82					
1/20/76	A	L	85	98	3/6/88	H	W	127	98	2/9/04	A	L	89	97					
3/26/76	H	W	95	93	4/15/88	A	L	109	120	11/26/04	H	L	96	98					
4/1/76	A	W	95	88	11/22/88	N	L	102	114	12/18/04*	A	W	114	107					
4/6/76	H	L	92	101	12/2/88	A	L	84	112	4/19/05	A	L	86	100					
11/26/76	H	L	92	108	12/21/88	H	L	114	115	11/22/05	A	L	93	115					
12/21/76	A	L	101	108	4/2/89	A	L	100	117	2/15/06**	H	L	109	113					
3/29/77	A	L	82	110	4/14/89	H	W	113	104	3/24/06	A	L	82	94					
4/10/77	H	W	115	105	11/11/89	A	L	101	104	4/17/06	H	L	88	93					
10/29/77	A	L	98	103	12/1/89	H	W	102	89	11/11/06	A	L	93	94					
11/2/77	H	L	101	104	3/21/90	H	W	123	114	1/3/07	H	L	104	107					
3/16/78	A	L	102	112	4/6/90	A	W	109	104	4/1/07	H	W	98	96					
3/22/78	H	W	105	99	11/2/90	H	W	125	101	11/27/07	A	L	104	109*					
10/13/78	H	L	101	115	11/24/90	A	W	113	102	12/2/07	H	W	80	70					
11/18/78	A	W	92	90	3/29/91	H	W	110	108	2/5/08	A	L	113	114					
2/2/79	H	W	112	98	4/19/91*	A	L	117	124	2/27/08	H	W	92	87					
3/21/79	A	L	109	111	1/3/92	H	L	100	111	10/28/08	H	W	90	85					
10/13/79	A	W	139	117	1/20/92	A	W	107	102	1/9/09	A	L	83	98					
10/17/79	H	W	127	108	3/18/92	H	W	96	94	3/6/09	H	W	105	94					
12/8/79	A	L	100	116	4/7/92	A	W	100	97	4/12/09	A	L	76	107					
1/30/80	H	W	110	103	12/1/92	A	L	101	111	10/27/09	A	W	95	89					
3/22/80	A	L	105	109	1/12/93	A	W	121	115	2/25/10	H	L	88	108					
3/28/80	H	W	130	122	3/7/93	H	W	96	88	3/14/10	A	L	93	104					
10/10/80	H	W	150	103	4/23/93	H	W	107	99	4/4/10	H	W	117	113					
11/22/80	A	L	98	113	1/5/94	A	W	101	96	10/27/10	A	L	87	95					
12/20/80	A	W	107	102	1/7/94	H	L	85	99	11/30/10	A	W	106	87					
1/14/81	H	W	120	113	3/2/94	H	L	96	110	1/25/11	H	W	112	95					
2/25/81	H	W	124	103	4/24/94	A	L	91	117	1/29/12	H	L	87	88					
11/14/81	A	W	92	91	12/9/94	H	L	89	96	1/31/12	A	W	93	90					
12/22/81	H	W	120	116	12/26/94	A	L	102	123	2/28/12	A	W	86	83					
1/2/82	A	W	106	103	2/8/95	H	W	75	67	12/19/12	H	W	103	91					
1/28/82	A	W	116	104	4/4/95	A	W	97	92	1/22/13	A	L	90	95					
3/24/82	H	W	136	115	1/5/96	H	W	93	77	3/29/13	A	W	93	92					
10/29/82	A	W	104	93	2/6/96	A	L	73	91	4/5/13	H	L	91	99					
12/8/82	H	W	113	93	3/8/96	H	L	91	96	11/29/13	H	W	103	86					
1/15/83	A	L	86	90	3/14/96	A	L	73	98	12/28/13	H	W	103	100					
1/23/83	H	W	105	91	3/1/97	A	L	81	99	4/12/14	A	W	111	99					
3/20/83	A	W	90	79	4/2/97	H	L	87	96	11/14/14	H	L	121	122					

\* Overtime

\*\* Double-overtime

## ALL-TIME SERIES

Boston leads 122-73 (Celtics are 73-23 at home)

CURRENT STREAK: Two Celtics Wins

LARGEST CELTICS WIN: 39 points; 117-78 on 04/12/15 @ Boston

LARGEST CAVALIERS WIN: 31 points; 107-76 on 04/12/09 @ Cleveland and 110-79 on 03/03/15 @ Cleveland



**DALLAS MAVERICKS**

American Airlines Center (19,200)  
2500 Victory Avenue, Dallas, TX 75219  
214-747-6287 • fax 214-665-4661

**2014-15 RESULTS**

Dallas won 2-0 (Celtics were 0-1 at TD Garden)

11/03/14 Boston 113 at Dallas 118

01/02/15 Dallas 119 at Boston 101

**2015-16 MATCHUPS**

11/18/15 Dallas at Boston

01/18/16 Boston at Dallas

**DIRECTORY**

**HEAD COACH:** .....Rick Carlisle

**ASSISTANT COACHES:** .....Melvin Hunt, Kaleb Canales, Jamahl Mosley, Darrell Armstrong

**ATHLETIC TRAINER:** .....Casey Smith

**PUBLIC AND MEDIA RELATIONS:** .....Sarah Melton, Scott Tomlin, Alan Rakowski

**BROADCAST TELEVISION:** .....Fox Sports Southwest. Broadcasters: Mark Followill, Derek Harper, Jeff Wade

**RADIO:** .....ESPN Radio (103.3FM). Broadcasters: Chuck Cooperstein, Brad Davis

**SPANISH RADIO:** .....ESPN Deportes (1540AM). Broadcaster: Victor Villalba

**2014-2015 SEASON SERIES (0-2) BOSTON VS. DALLAS**

PLAYER	G-GS	MIN	FG-FGA	PCT	3FG-FGA	PCT	FT-FTA	PCT	OFF	DEF	TOT	AST	PF-DQ	STL	TO	BLK	PTS	AVG	HI
Bradley	2-2	69	22-42	.524	7-12	.583	3-4	.750	3	8	11	3	3-0	3	4	1	54	27.0	32
Green	2-2	70	20-43	.468	7-18	.389	4-5	.800	4	9	13	4	5-0	2	2	2	53	26.5	35
Sullinger	2-2	66	10-25	.400	2-8	.250	4-4	1.000	9	4	13	6	5-0	0	2	2	26	13.0	14
Zeller	2-1	33	9-11	.818	0-0	---	5-6	.833	3	8	11	2	4-0	1	1	0	23	11.5	17
Smart	2-0	53	5-14	.357	3-11	.273	2-2	1.000	3	3	6	10	7-0	3	0	1	15	7.5	8
Nelson (TOT)	1-0	14	2-9	.222	1-4	.250	2-4	.500	0	4	4	0	1-0	0	1	0	7	7.0	7
Nelson (BOS)	1-0	14	2-9	.222	1-4	.250	2-4	.500	0	4	4	0	1-0	0	1	0	7	7.0	7
Rondo	1-1	37	3-11	.273	0-1	.000	1-2	.500	3	6	9	15	4-0	2	5	0	7	7.0	7
Turner	2-1	39	5-13	.385	2-4	.500	1-2	.500	0	5	5	5	4-0	0	4	0	13	6.5	9
Crowder (TOT)	1-0	15	2-6	.333	0-2	.000	0-0	---	1	0	1	1	1-0	2	1	0	4	4.0	4
Crowder (BOS)	1-0	15	2-6	.333	0-2	.000	0-0	---	1	0	1	1	1-0	2	1	0	4	4.0	4
Olynyk	2-1	38	3-8	.375	1-4	.250	0-2	.000	4	4	8	3	7-0	1	6	0	7	3.5	5
Bass	2-0	20	1-5	.200	0-1	.000	2-2	1.000	0	2	2	0	1-0	0	2	0	4	2.0	2
Thornton	1-0	12	0-4	.000	0-0	---	1-2	.500	0	2	2	0	0-0	1	1	1	1	1.0	1
Pressey	1-0	1	0-0	---	0-0	---	0-0	---	0	0	0	0	0-0	0	0	0	0	0.0	0
Wallace	1-0	3	0-0	---	0-0	---	0-0	---	0	0	0	0	0-0	0	0	0	0	0.0	0
Wright (TOT)	1-0	10	0-0	---	0-0	---	0-0	---	1	1	2	1	0-0	0	0	1	0	0.0	0
Wright (BOS)	1-0	10	0-0	---	0-0	---	0-0	---	1	1	2	1	0-0	0	0	1	0	0.0	0
CELTICS	2	480	83-191	.435	23-65	.354	25-35	.714	31	56	87	51	42-0	15	31	8	214	107.0	113
MAVERICKS	2	480	89-178	.500	27-52	.519	32-37	.865	23	65	88	48	38-0	13	30	10	237	118.5	119

**2014-2015 SEASON SERIES (2-0) DALLAS VS. BOSTON**

PLAYER	G-GS	MIN	FG-FGA	PCT	3FG-FGA	PCT	FT-FTA	PCT	OFF	DEF	TOT	AST	PF-DQ	STL	TO	BLK	PTS	AVG	HI
Rondo (TOT)	1-1	35	12-19	.632	5-7	.714	0-0	---	1	5	6	5	3-0	1	2	0	29	29.0	29
Rondo (DAL)	1-1	35	12-19	.632	5-7	.714	0-0	---	1	5	6	5	3-0	1	2	0	29	29.0	29
Nowitzki	2-2	60	16-33	.485	4-6	.667	8-9	.889	3	11	14	8	5-0	0	3	0	44	22.0	27
Parsons	2-2	70	14-24	.583	6-9	.667	8-11	.727	3	7	10	4	5-0	2	3	1	42	21.0	29
Ellis	2-2	69	14-32	.438	2-3	.667	6-6	1.000	0	5	5	10	3-0	2	3	2	36	18.0	22
Harris	2-0	47	7-17	.412	4-12	.333	4-4	1.000	0	3	3	9	1-0	2	1	0	22	11.0	12
Chandler	2-2	63	7-14	.500	0-0	---	4-4	1.000	8	20	28	1	5-0	2	6	4	18	9.0	10
Nelson	1-1	23	2-7	.286	2-6	.333	0-0	---	0	2	2	2	3-0	0	5	0	6	6.0	6
Smith	1-0	14	3-4	.750	0-0	---	0-0	---	2	1	3	1	2-0	1	1	0	6	6.0	6
Wright	1-0	18	2-2	1.000	0-0	---	2-3	.667	1	5	6	0	2-0	1	0	2	6	6.0	6
Jefferson	2-0	36	4-11	.364	2-5	.400	0-0	---	1	4	5	2	4-0	1	1	0	10	5.0	8
Barea	2-0	22	4-7	.571	1-1	1.000	0-0	---	0	0	0	4	3-0	1	1	0	9	4.5	7
Aminu	2-0	11	3-4	.750	1-2	.500	0-0	---	0	1	1	0	1-0	0	0	1	7	3.5	5
Felton	1-0	1	1-1	1.000	0-0	---	0-0	---	0	1	1	0	0-0	0	0	0	2	2.0	2
Crowder	1-0	3	0-0	---	0-0	---	0-0	---	0	0	0	1	1-0	0	0	0	0	0.0	0
Powell (TOT)	1-0	1	0-0	---	0-0	---	0-0	---	1	0	1	1	0-0	0	0	0	0	0.0	0
Powell (DAL)	1-0	1	0-0	---	0-0	---	0-0	---	1	0	1	1	0-0	0	0	0	0	0.0	0
Villanueva	1-0	8	0-3	.000	0-1	.000	0-0	---	3	0	3	0	0-0	0	2	0	0	0.0	0
<b>MAVERICKS</b>	<b>2</b>	<b>480</b>	<b>89-178</b>	<b>.500</b>	<b>27-52</b>	<b>.519</b>	<b>32-37</b>	<b>.865</b>	<b>23</b>	<b>65</b>	<b>88</b>	<b>48</b>	<b>38-0</b>	<b>13</b>	<b>30</b>	<b>10</b>	<b>237</b>	<b>118.5</b>	<b>119</b>
<b>CELTICS</b>	<b>2</b>	<b>480</b>	<b>83-191</b>	<b>.435</b>	<b>23-65</b>	<b>.354</b>	<b>25-35</b>	<b>.714</b>	<b>31</b>	<b>56</b>	<b>87</b>	<b>51</b>	<b>42-0</b>	<b>15</b>	<b>31</b>	<b>8</b>	<b>214</b>	<b>107.0</b>	<b>113</b>



## CELTICS VS. MAVERICKS GAME-BY-GAME RESULTS

Date	H/A	W/L	Celtics	Opp	Date	H/A	W/L	Celtics	Opp
12/5/80	H	W	97	87	2/9/14	H	L	91	102
3/3/81	A	W	117	105	3/17/14	A	L	89	94
12/16/81	H	W	109	92	11/3/14	A	L	113	118
3/2/82	A	W	101	97	1/2/15	H	L	101	119
11/12/82	H	W	118	110					
1/8/83	A	W	114	110					
12/30/83*	A	W	114	109					
3/28/84	H	W	114	107					
11/27/84	A	W	114	99					
3/8/85	H	W	133	122					
12/18/85	H	W	137	117					
3/10/86	A	L	115	116					
1/14/87	H	W	117	108					
2/18/87	A	W	113	96					
2/12/88	A	W	105	104					
4/3/88	H	W	110	101					
12/29/88	A	L	115	131					
3/5/89	H	W	107	106					
2/28/90	H	W	111	98					
3/14/90	A	L	102	113					
12/7/90	A	W	112	104					
1/6/91	H	W	127	110					
2/12/92	A	L	100	108					
3/1/92	H	W	101	91					
2/12/93	A	W	109	100					
3/26/93	H	W	106	97					
1/19/94	A	W	89	84					
1/24/94	H	W	110	102					
12/15/94	A	L	113	122					
4/2/95	H	W	94	87					
1/7/96	H	L	96	117					
1/19/96	A	L	124	129					
11/24/96	H	W	105	91					
3/13/97	A	L	107	109					
2/4/98	H	W	110	99					
3/17/98	A	L	93	99					
2/28/00	H	L	100	108					
3/18/00	A	W	104	99					
12/18/00	H	L	98	106					
2/22/01	A	L	91	98					
2/21/02	A	L	92	98					
3/29/02	H	L	82	108					
11/15/02	H	L	86	97					
1/10/03	A	L	78	103					
12/17/03	H	W	105	103					
3/19/04	A	L	104	120					
12/28/04	A	L	94	113					
3/30/05	H	L	100	112					
12/10/05	A	L	94	103					
1/9/06	H	L	102	104					
3/16/07	A	L	101	106					
3/23/07	H	L	95	109					
1/31/08	H	W	96	90					
3/20/08	A	W	94	90					
1/25/09	H	W	124	100					
2/12/09	A	W	99	92					
1/18/10	H	L	90	99					
3/20/10	A	W	102	93					
11/8/10	A	L	87	89					
2/4/11	H	L	97	101					
1/11/12	H	L	85	90					
2/4/12	A	L	73	89					
12/12/12**	H	W	117	115					
3/22/13	A	L	94	104					

\* Overtime  
\*\* Double-overtime

## ALL-TIME SERIES

Boston leads 36-32 (Celtics are 21-13 at home)

**CURRENT STREAK:** Five Mavericks Win

**LARGEST CELTICS WIN:** 24 points; 124-100 on 01/25/09 @ Boston

**LARGEST MAVERICKS WIN:** 26 points; 108-82 on 03/29/02 @ Boston



**DENVER NUGGETS**

Pepsi Center (19,099)

1000 Chopper Circle, Denver, CO 80204

303-405-1100 • fax 303-893-3203

**2014-15 RESULTS**

Boston won 2-0 (Celtics were 1-0 at TD Garden)

01/23/15 Boston 100 at Denver 99

02/04/15 Denver 100 at Boston 104

**2015-16 MATCHUPS**

01/27/16 Denver at Boston

02/21/16 Boston at Denver

**DIRECTORY**

**HEAD COACH:** ..... Michael Malone

**ASSISTANT COACHES:** ..... Ed Pinckney, Wes Unseld, Jr., Chris Fleming, Micah Nori, Ryan Bowen, Dee Brown, Noel Gillespie, John Beckett

**ATHLETIC TRAINER:** ..... Dan Shimensky

**PUBLIC AND MEDIA RELATIONS:** ..... Tim Gelt, Nick O'Hayre, Cody Wise, Steven Blevins

**BROADCAST TELEVISION:** ..... Altitude Sports & Entertainment. Broadcasters: Chris Marlowe, Scott Hastings

**RADIO:** ..... Altitude Radio Network. Broadcaster: Jason Kosmicki

**2014-2015 SEASON SERIES (2-0) BOSTON VS. DENVER**

PLAYER	G-GS	MIN	FG-FGA	PT	3FG-FGA	PT	FT-FTA	PT	OFF	DEF	TOT	AST	PF-DD	STL	TO	BLK	PIS	AVG	HI
Bradley	2-2	62	14-26	.538	5-7	.714	2-2	1.000	2	8	10	1	6-0	1	7	1	35	17.5	18
Sullinger	2-1	52	10-25	.400	2-7	.286	6-12	.500	8	7	15	6	8-0	2	3	0	28	14.0	14
Bass	2-2	38	9-25	.360	0-0	---	8-9	.889	4	9	13	6	4-0	3	0	1	26	13.0	17
Zeller	2-1	50	11-22	.500	0-0	---	3-5	.600	2	9	11	0	1-0	0	3	0	25	12.5	14
Thornnton	2-0	38	8-16	.500	0-7	.714	3-3	1.000	2	5	7	0	4-0	3	1	0	24	12.0	17
Crowder (TOT)	2-1	48	8-15	.533	4-8	.500	3-3	1.000	3	8	11	3	3-0	2	2	2	23	11.5	14
Crowder (BOS)	2-1	48	8-15	.533	4-8	.500	3-3	1.000	3	8	11	3	3-0	2	2	2	23	11.5	14
Turner	2-2	57	8-19	.421	1-6	.167	0-2	.000	1	9	10	14	5-0	3	4	3	17	8.5	10
Young	1-0	20	3-9	.333	2-6	.333	0-0	---	1	1	2	3	3-0	0	0	0	8	8.0	8
Randolph (TOT)	1-0	6	2-3	.667	0-0	---	0-0	---	1	0	1	1	0-0	0	0	1	4	4.0	4
Smart	2-1	56	3-8	.375	1-4	.250	1-4	.250	3	7	10	11	0-0	3	3	0	8	4.0	4
Pressey	2-0	16	1-4	.250	1-3	.333	3-4	.750	0	1	1	3	1-0	0	2	0	6	3.0	6
Prince (TOT)	2-0	35	3-12	.250	0-3	.000	0-0	---	2	3	5	0	1-0	0	4	2	6	3.0	4
Prince (BOS)	1-0	17	2-5	.400	0-1	.000	0-0	---	1	1	2	0	1-0	0	2	2	4	4.0	4
Douglas-Roberts	1-0	11	1-3	.333	0-0	---	0-0	---	0	1	1	0	0-0	1	0	0	2	2.0	2
Wallace	1-0	8	0-0	---	0-0	---	0-0	---	0	0	0	0	0-0	1	0	0	0	0.0	0
<b>CELTICS</b>	<b>2</b>	<b>480</b>	<b>77-174</b>	<b>.443</b>	<b>21-49</b>	<b>.429</b>	<b>29-44</b>	<b>.659</b>	<b>27</b>	<b>65</b>	<b>92</b>	<b>47</b>	<b>45-0</b>	<b>18</b>	<b>28</b>	<b>9</b>	<b>204</b>	<b>102.0</b>	<b>104</b>
<b>NUGGETS</b>	<b>2</b>	<b>480</b>	<b>70-169</b>	<b>.414</b>	<b>10-45</b>	<b>.222</b>	<b>49-59</b>	<b>.831</b>	<b>31</b>	<b>65</b>	<b>96</b>	<b>38</b>	<b>38-0</b>	<b>17</b>	<b>28</b>	<b>8</b>	<b>199</b>	<b>99.5</b>	<b>100</b>

**2014-2015 SEASON SERIES (1-1) DENVER VS. BOSTON**

PLAYER	G-GS	MIN	FG-FGA	PT	3FG-FGA	PT	FT-FTA	PT	OFF	DEF	TOT	AST	PF-DD	STL	TO	BLK	PIS	AVG	HI
Lawson	1-1	43	9-15	.600	1-3	.333	4-4	1.000	1	1	2	8	0-0	2	4	0	23	23.0	23
Afflalo	2-2	75	12-30	.400	4-13	.308	10-11	.909	2	5	7	7	6-0	2	2	0	38	19.0	20
Nelson (TOT)	2-2	65	11-27	.407	6-13	.462	1-2	.500	0	2	2	9	5-0	1	9	0	29	14.5	23
Nelson (DEN)	1-1	42	9-20	.450	4-7	.571	1-2	.500	0	0	0	7	2-0	1	4	0	23	23.0	23
Faried	2-2	70	10-20	.500	0-0	---	8-10	.800	7	18	25	3	7-0	0	2	2	28	14.0	17
Chandler	2-2	72	7-23	.304	1-10	.100	7-8	.875	4	10	14	6	3-0	4	2	2	22	11.0	14
Nurkic	2-2	36	7-14	.500	0-0	---	6-6	1.000	7	8	15	2	5-0	1	3	3	20	10.0	14
Hickson	2-0	36	7-12	.583	0-0	---	4-8	.500	6	9	15	3	1-0	2	1	0	18	9.0	15
Gee	1-0	10	2-2	1.000	0-0	---	2-2	1.000	1	2	3	0	2-0	1	0	0	6	6.0	6
Gallinari	2-0	43	2-16	.125	0-8	.000	7-8	.875	1	6	7	1	2-0	1	3	0	11	5.5	7
Arthur	2-0	31	4-12	.333	0-2	.000	0-0	---	2	6	8	0	9-0	3	3	1	8	4.0	6
Green	1-0	5	1-3	.333	0-0	---	0-0	---	0	0	0	0	0-0	0	0	0	2	2.0	2
Foye	1-0	11	0-2	.000	0-2	.000	0-0	---	0	0	0	0	1-0	0	2	0	0	0.0	0
Harris	1-0	6	0-0	---	0-0	---	0-0	---	0	0	0	0	0-0	0	1	0	0	0.0	0
<b>NUGGETS</b>	<b>2</b>	<b>480</b>	<b>70-169</b>	<b>.414</b>	<b>10-45</b>	<b>.222</b>	<b>49-59</b>	<b>.831</b>	<b>31</b>	<b>65</b>	<b>96</b>	<b>38</b>	<b>38-0</b>	<b>17</b>	<b>28</b>	<b>8</b>	<b>199</b>	<b>99.5</b>	<b>100</b>
<b>CELTICS</b>	<b>2</b>	<b>480</b>	<b>77-174</b>	<b>.443</b>	<b>21-49</b>	<b>.429</b>	<b>29-44</b>	<b>.659</b>	<b>27</b>	<b>65</b>	<b>92</b>	<b>47</b>	<b>45-0</b>	<b>18</b>	<b>28</b>	<b>9</b>	<b>204</b>	<b>102.0</b>	<b>104</b>





## CELTICS VS. NUGGETS GAME-BY-GAME RESULTS

Date	H/A	W/L	Celtics	Opp	Date	H/A	W/L	Celtics	Opp
11/19/76	H	W	112	108	1/2/06	A	L	110	120
12/26/76	A	W	103	101	3/15/06	H	W	106	101
2/27/77	A	L	100	121	12/15/06	H	W	119	114
3/6/77*	H	W	112	110	12/26/06	A	L	105	116
11/4/77	H	L	107	109	11/7/07	H	W	119	93
2/19/78	A	L	115	118	2/19/08	A	L	118	124
3/19/78	H	W	122	95	11/14/08	H	L	85	94
3/29/78	A	L	106	109	2/23/09	A	W	114	76
11/17/78	H	W	120	118	2/21/10	A	L	105	114
1/6/79	A	L	98	127	3/24/10	H	W	113	99
3/23/79	A	L	113	137	12/8/10	H	W	105	89
4/6/79	H	L	101	107	2/24/11	A	L	75	89
11/28/79	H	W	119	97	3/17/12	A	L	91	98
2/23/80	A	W	124	105	2/10/13***	H	W	118	114
12/23/80	H	W	136	128	2/19/13	A	L	90	97
2/15/81	A	W	120	118	12/6/13	H	W	106	98
12/29/81	A	L	123	128	1/7/14	A	L	98	129
2/5/82	H	W	145	144	1/23/15	A	W	100	99
12/12/82	H	W	126	112	2/4/15	H	W	104	100
12/30/82	A	W	145	132					
11/15/83	A	W	140	124					
12/9/83	N	W	119	90					
12/5/84	H	W	123	107					
2/20/85	A	L	129	132					
1/15/86	H	W	123	100					
2/20/86	A	L	100	102					
12/3/86	H	W	119	113					
2/10/87	A	W	119	105					
12/9/87	H	L	119	124					
2/17/88	A	L	125	138					
12/27/88	A	L	109	130					
3/12/89	H	W	121	115					
12/8/89	H	L	102	103					
2/25/90	A	W	115	107					
12/5/90	H	W	148	140					
2/17/91	A	W	126	108					
12/9/91	H	W	132	94					
12/28/91	A	L	90	97					
12/9/92	H	W	129	119					
3/18/93	A	W	105	101					
1/16/94	H	W	105	100					
2/23/94	A	L	94	102					
12/12/94	H	W	113	103					
12/19/94	A	L	85	104					
2/18/96	A	L	93	117					
3/22/96	H	W	99	98					
11/15/96	H	L	80	82					
12/30/96	A	W	104	102					
11/12/97	H	W	96	86					
2/10/98	A	L	99	112					
3/5/99	H	W	102	94					
12/8/99	H	W	115	90					
12/30/99	A	W	102	94					
12/10/00*	H	W	104	102					
3/16/01	A	W	87	83					
12/5/01	H	W	95	80					
2/12/02	A	W	110	93					
1/24/03	H	W	77	58					
3/22/03	A	L	80	90					
12/7/03	A	W	116	111					
3/17/04	H	W	104	100					
12/15/04	H	L	99	100					
2/23/05	A	L	86	107					

\* Overtime  
 \*\* Double-Overtime  
 \*\*\* Triple-Overtime

## ALL-TIME SERIES

Boston leads 50-32 (Celtics are 33-7 at home)

**CURRENT STREAK:** Two Celtics Wins

**LARGEST CELTICS WIN:** 38 points; 132-94 on 12/09/91 @ Boston

**LARGEST NUGGETS WIN:** 29 points; 127-98 on 01/06/79 @ Denver



**DETROIT PISTONS**

The Palace of Auburn Hills (22,076)  
6 Championship Drive, Auburn Hills, MI 48326  
248-377-0100 • fax 248-377-3260

**2014-15 RESULTS**

Boston won 2-1 (Celtics were 1-1 at TD Garden)

12/03/14 Detroit 102 at Boston 109 (OT)

03/22/15 Detroit 105 at Boston 97 (OT)

04/08/15 Boston 113 at Detroit 103

**2015-16 MATCHUPS**

12/16/15 Boston at Detroit

12/26/15 Boston at Detroit

01/06/16 Detroit at Boston

02/03/16 Detroit at Boston

**DIRECTORY**

**HEAD COACH:** ..... Stan Van Gundy

**ASSISTANT COACHES:** ..... Bob Beyer, Brendan Malone, Charles Klask, Tim Hardaway, Malik Allen

**ATHLETIC TRAINER:** ..... Jon Ishop

**PUBLIC AND MEDIA RELATIONS:** ..... Kevin Grigg, Cletus Lewis, Michelle Fikany, Michael Horan

**CABLE TELEVISION:** ..... FS Detroit. Broadcasters: George Blaha, Greg Kesler

**RADIO:** ..... Detroit Sports (105.1 FM). Broadcasters: George Blaha, Mark Champion, Rick Mahorn

**2014-2015 SEASON SERIES (2-1) BOSTON VS. DETROIT**

PLAYER	G-GS	MIN	FG-FGA	PCT	3FG-FGA	PCT	FT-FTA	PCT	OFF	DEF	TOT	AST	PF-DD	STL	TO	BLK	PTS	AVG	HI
Green	1-1	36	8-22	.364	6-10	.600	10-10	1.000	0	5	5	1	0-0	0	2	1	32	32.0	32
Thomas (TOT)	3-0	80	14-37	.378	6-15	.400	15-17	.882	2	6	8	10	4-0	1	5	0	49	16.3	34
Thomas (BOS)	1-0	30	10-17	.588	4-8	.500	10-11	.909	2	1	3	6	0-0	0	2	0	34	34.0	34
Bass	3-2	77	13-31	.419	1-3	.333	11-13	.846	7	11	18	2	6-0	1	2	2	38	12.7	16
Crowder (TOT)	3-1	88	12-27	.444	1-8	.125	13-14	.929	2	12	14	6	6-0	4	3	1	38	12.7	19
Crowder (BOS)	2-1	74	11-24	.458	1-6	.167	13-14	.929	1	12	13	6	5-0	3	2	1	36	18.0	19
Olynik	3-0	74	14-31	.452	2-8	.250	6-9	.667	4	16	20	11	12-0	4	4	5	36	12.0	20
Turner	3-2	95	15-34	.441	2-10	.200	4-6	.667	2	13	15	17	4-0	4	8	0	36	12.0	23
Bradley	3-3	99	9-28	.321	7-18	.389	2-2	1.000	1	8	9	7	3-0	3	5	0	27	9.0	11
Douglas-Roberts	1-0	23	3-5	.600	1-1	1.000	2-2	1.000	0	3	3	1	1-0	0	0	0	9	9.0	9
Sullinger	2-1	40	6-17	.353	2-5	.400	4-4	1.000	1	9	10	2	5-0	3	0	1	18	9.0	14
Jerebko (TOT)	2-0	38	6-16	.375	1-4	.250	3-3	1.000	6	7	13	0	6-0	1	0	2	16	8.0	10
Jerebko (BOS)	2-0	38	6-16	.375	1-4	.250	3-3	1.000	6	7	13	0	6-0	1	0	2	16	8.0	10
Zeller	3-3	69	10-23	.435	0-0	---	4-4	1.000	8	13	21	1	7-0	1	3	1	24	8.0	10
Pressey	2-0	32	4-10	.400	1-2	.500	1-2	.500	0	5	5	6	3-0	1	1	0	10	5.0	7
Young	1-0	7	1-4	.250	1-2	.500	0-0	---	0	1	1	0	0-0	1	1	0	3	3.0	3
Rondo	1-1	34	1-6	.167	0-1	.000	0-0	---	1	2	3	8	1-0	3	4	0	2	2.0	2
Wallace	2-0	21	2-4	.500	0-0	---	0-0	---	3	5	8	1	2-0	0	1	0	4	2.0	2
Smart	2-1	34	1-8	.125	1-7	.143	0-0	---	0	0	0	3	5-0	2	0	0	3	1.5	3
Datome (TOT)	1-0	5	0-0	---	0-0	---	0-0	---	0	0	0	0	0-0	0	1	0	0	0.0	0
Datome (BOS)	1-0	5	0-0	---	0-0	---	0-0	---	0	0	0	0	0-0	0	1	0	0	0.0	0
Thornton	1-0	6	0-0	.000	0-1	.000	0-0	---	0	1	1	1	0-0	0	0	0	0	0.0	0
<b>CELTICS</b>	<b>3</b>	<b>770</b>	<b>111-278</b>	<b>.399</b>	<b>29-85</b>	<b>.341</b>	<b>68-78</b>	<b>.872</b>	<b>36</b>	<b>109</b>	<b>145</b>	<b>72</b>	<b>59-0</b>	<b>27</b>	<b>37</b>	<b>13</b>	<b>319</b>	<b>106.3</b>	<b>115</b>
<b>PISTONS</b>	<b>3</b>	<b>770</b>	<b>121-275</b>	<b>.440</b>	<b>24-71</b>	<b>.338</b>	<b>44-69</b>	<b>.638</b>	<b>38</b>	<b>114</b>	<b>152</b>	<b>75</b>	<b>69-3</b>	<b>19</b>	<b>45</b>	<b>22</b>	<b>310</b>	<b>103.3</b>	<b>110</b>

**2014-2015 SEASON SERIES (1-2) DETROIT VS. BOSTON**

PLAYER	G-GS	MIN	FG-FGA	PCT	3FG-FGA	PCT	FT-FTA	PCT	OFF	DEF	TOT	AST	PF-DD	STL	TO	BLK	PTS	AVG	HI
Monroe	2-1	62	18-31	.581	0-0	---	12-13	.923	6	11	17	1	6-0	3	5	3	48	24.0	29
Drummond	3-3	110	31-54	.574	0-1	.000	5-22	.227	21	29	50	2	14-1	4	6	10	67	22.3	27
Jackson (TOT)	3-3	115	23-46	.500	3-10	.300	17-18	.944	0	14	14	34	6-0	3	12	1	66	22.0	28
Jackson (DET)	2-2	75	15-31	.484	1-5	.200	7-8	.875	0	11	11	26	6-0	2	11	1	38	19.0	21
Caldwell-Pope	3-3	122	19-45	.422	8-20	.400	6-6	1.000	3	13	16	5	11-1	4	7	0	52	17.3	27
Meeks	2-0	63	9-12	.750	4-7	.571	5-6	.833	0	7	7	2	2-0	0	1	1	27	13.5	14
Smith	1-1	28	4-15	.267	0-0	---	4-6	.667	2	9	11	3	6-1	1	3	1	12	12.0	12
Prince (TOT)	3-1	82	13-26	.500	4-6	.667	1-2	.500	1	13	14	6	5-0	2	3	1	31	10.3	15
Prince (DET)	2-0	56	10-17	.588	3-4	.750	1-2	.500	0	7	7	5	3-0	2	2	1	24	12.0	15
Butler	3-2	74	7-21	.333	5-12	.417	1-1	1.000	0	9	9	2	6-0	0	2	0	20	6.7	12
Dinwiddie	1-0	16	3-5	.600	0-1	.000	0-0	---	0	3	3	4	3-0	2	3	2	6	6.0	6
Martin	1-0	12	2-3	.667	2-3	.667	0-0	---	0	3	3	0	1-0	0	0	0	6	6.0	6
Williams (TOT)	2-1	40	4-12	.333	2-8	.250	1-1	1.000	0	5	5	0	8-0	2	2	2	11	5.5	11
Singler	1-1	24	1-7	.143	1-4	.250	0-0	---	2	2	4	1	1-0	0	0	0	3	3.0	3
Anthony	2-0	17	1-3	.333	0-0	---	0-0	---	0	2	2	0	2-0	1	0	2	2	1.0	2
Augustin	1-0	14	0-6	.000	0-1	.000	1-2	.500	1	2	3	3	0-0	0	1	0	1	1.0	1
Jennings	1-1	39	0-11	.000	0-6	.000	1-2	.500	2	2	4	12	1-0	2	0	1	1	1.0	1
Tolliver (TOT)	3-1	49	1-12	.083	0-6	.000	1-1	1.000	1	4	5	4	7-0	0	0	1	3	1.0	3
Tolliver (DET)	2-1	44	1-11	.091	0-6	.000	1-1	1.000	1	3	4	4	6-0	0	0	1	3	1.5	3
Jerebko	1-0	4	0-0	.000	0-1	.000	0-0	---	0	1	1	0	1-0	0	0	0	0	0.0	0
Lucas	1-0	10	0-2	.000	0-0	---	0-0	---	0	0	0	3	0-0	0	1	0	0	0.0	0
<b>PISTONS</b>	<b>3</b>	<b>770</b>	<b>121-275</b>	<b>.440</b>	<b>24-71</b>	<b>.338</b>	<b>44-69</b>	<b>.638</b>	<b>38</b>	<b>114</b>	<b>152</b>	<b>75</b>	<b>69-3</b>	<b>19</b>	<b>45</b>	<b>22</b>	<b>310</b>	<b>103.3</b>	<b>105</b>
<b>CELTICS</b>	<b>3</b>	<b>770</b>	<b>111-278</b>	<b>.399</b>	<b>29-85</b>	<b>.341</b>	<b>68-78</b>	<b>.872</b>	<b>36</b>	<b>109</b>	<b>145</b>	<b>72</b>	<b>59-0</b>	<b>27</b>	<b>37</b>	<b>13</b>	<b>319</b>	<b>106.3</b>	<b>113</b>



## CELTICS VS. PISTONS GAME-BY-GAME RESULTS (SINCE 1961-62)

Date	H/A	W/L	Celtics	Opp	Date	H/A	W/L	Celtics	Opp	Date	H/A	W/L	Celtics	Opp	Date	H/A	W/L	Celtics	Opp
10/21/61	N	W	137	102	10/21/69	A	L	97	98	4/13/83	A	L	101	113	4/3/98	A	W	101	100
11/9/61	H	N	110	116	12/16/69	N	W	117	98	10/28/83	A	L	121	127	3/12/99	A	L	83	93
11/26/61	A	W	107	101	12/31/69	H	W	124	121	11/11/83	H	W	126	118	3/31/99	H	L	72	87
11/28/61	N	W	116	108	1/2/70	A	W	110	92	11/27/83	H	W	114	99	4/22/99	H	L	85	92
1/5/62	A	L	103	112	1/4/70	H	W	123	118	12/17/83	A	W	129	115	11/10/99	H	L	92	110
1/17/62	A	W	126	116	1/23/70	H	L	105	109	2/5/84*	H	W	137	134	3/13/00	A	L	115	124
1/21/62	H	L	120	124	3/10/70	A	L	112	115	4/13/84*	A	L	120	128	4/5/00	A	L	106	111
3/9/62	A	W	130	111	10/21/70	H	L	118	121	10/26/84	A	W	130	123	11/1/00	H	W	103	83
10/31/62	A	W	115	100	11/28/70	A	W	121	98	11/2/84	H	W	127	116	12/26/00	A	L	96	101
11/3/62	H	W	125	114	12/11/70*	A	L	118	121	12/4/84	A	L	99	104	1/29/01	H	W	99	87
11/27/62	N	W	125	115	1/16/71	A	L	118	121	1/29/85	N	W	131	130	2/2/01	A	W	102	95
12/5/62	A	W	106	93	2/14/71	A	W	110	108	3/3/85	H	W	138	129	1/11/02	A	W	104	90
12/13/62	N	W	103	83	11/5/71	H	W	103	102	3/31/85	A	L	105	113	1/19/02	H	W	91	94
2/3/63	H	W	137	128	1/4/72	H	W	108	94	11/9/85	A	W	124	105	3/8/02	H	W	117	92
2/20/63	A	W	117	113	1/29/72	A	W	124	112	11/27/85	H	W	132	124	3/24/02	A	L	101	109
3/7/63	A	W	115	104	3/3/72	A	W	125	96	1/17/86	A	L	109	113	1/28/03	A	L	83	86
10/30/63	A	W	108	102	3/26/72	H	W	133	120	3/2/86	H	W	129	109	1/31/03	H	L	66	118
11/2/63	H	W	117	109	10/11/72	A	W	121	108	4/2/86	H	W	122	106	3/15/03	A	W	81	71
1/18/64	A	W	121	115	11/11/72	H	W	121	118	11/15/86	A	W	118	111	4/16/03	H	W	99	92
2/24/64	A	L	113	115	2/9/73	H	L	95	104	1/10/87	A	L	101	118	11/5/03	A	L	88	96
2/29/64	N	W	115	108	3/2/73	A	W	115	101	3/1/87	H	W	112	102	1/5/04	H	L	68	78
3/7/64	A	W	112	94	11/10/73	N	W	102	97	3/8/87*	A	L	119	122	1/28/04	H	L	103	106
3/8/64	H	W	128	118	1/4/74	A	L	101	106	4/3/87*	H	W	119	115	2/2/05	A	L	88	100
3/12/64	N	W	140	120	2/19/74	H	W	107	97	12/4/87	A	L	105	128	1/7/05	H	L	104	110
10/17/64	H	W	112	81	2/26/74	A	W	86	83	1/13/88	H	W	143	105	3/11/05**	H	W	115	113
10/22/64	N	W	104	102	11/8/74	H	L	104	105	1/29/88	A	L	108	125	3/26/05*	A	L	99	105
10/30/64	A	W	106	90	11/17/75	H	W	96	90	2/28/88	A	L	101	106	11/4/05	H	L	81	82
11/7/64	H	W	130	1134	2/3/75	A	W	114	100	4/1/88	H	W	121	110	11/15/05	A	L	100	115
11/25/64	N	W	118	106	3/8/75	A	W	116	90	4/19/88	H	W	121	110	1/16/06	A	L	84	94
12/27/64	N	W	112	106	11/8/75	A	W	118	104	11/11/88	H	L	107	116	1/3/06	H	L	88	101
12/7/65	A	W	101	89	1/23/76	H	W	108	91	1/16/89	A	L	87	96	1/13/07	A	L	73	81
2/10/65	A	W	117	106	2/1/76	A	W	114	109	1/22/89	H	W	112	99	2/6/07	A	L	102	109
3/10/65	H	W	124	106	3/17/76	H	W	88	87	3/17/89	A	L	98	106	4/18/07	H	L	89	91
3/11/65	N	W	112	100	11/20/76	A	L	110	116	11/18/89	A	L	86	103	12/19/07	H	L	85	87
10/29/65	A	L	106	108	1/25/77	H	L	89	91	1/10/90	H	W	104	111	1/5/08	A	W	92	85
11/13/65	H	W	122	93	2/15/77	N	W	109	99	3/30/90	H	W	123	111	3/5/08	H	W	90	78
11/26/65	N	W	134	114	3/4/77	A	W	94	92	4/3/90	A	L	82	93	11/9/08	A	W	88	76
12/17/65	A	W	114	112	10/24/77	A	L	85	100	12/14/90	H	W	108	100	11/20/08	H	W	88	80
1/18/66	N	L	115	116	12/26/77	A	L	100	122	1/21/91	A	L	90	101	1/30/09	A	W	86	78
1/27/66	N	W	131	112	1/4/78	H	W	105	98	1/23/91	H	W	111	94	3/1/09	H	L	95	105
1/28/66	H	L	105	108	4/7/78	H	L	109	111	4/16/91	A	L	90	118	1/20/10	A	L	86	92
2/1/66	N	W	100	81	11/12/78	H	L	123	128	1/26/92	H	W	106	91	3/2/10	A	W	105	100
2/2/66	A	L	93	99	12/5/78	A	W	114	112	3/20/92*	A	W	104	99	3/15/10	H	W	119	93
3/17/66	A	W	128	103	10/29/80	A	L	117	160	3/27/92	H	W	106	87	11/2/10	A	W	109	86
11/25/66	A	L	105	107	3/16/79	H	W	99	98	4/15/92	A	W	92	89	12/29/10	A	L	92	104
11/29/66	N	L	96	138	11/14/79	H	W	115	111	1/27/93	A	L	94	103	1/19/11	H	W	86	82
12/2/66	H	L	116	119	12/4/79*	A	W	118	114	3/1/93	A	L	95	99	4/3/11	H	W	101	90
12/6/66	N	W	130	111	1/23/80	A	W	131	104	3/5/93	H	W	105	101	12/30/11	H	W	96	85
12/20/66*	N	W	116	113	2/10/80	H	W	128	111	4/9/93	H	L	90	105	2/15/12	H	L	88	98
1/25/67	A	W	112	105	3/2/80	H	W	118	115	11/24/93	A	W	118	103	2/19/12	A	L	81	96
1/27/67	H	W	112	106	3/20/80	A	W	124	106	2/9/94	A	L	95	102	11/8/12	A	L	83	103
3/6/67	A	W	127	103	10/29/80	A	W	103	85	4/10/94	H	W	116	111	1/20/13	A	L	88	103
3/16/67	A	W	132	109	12/2/80	A	W	94	85	4/13/94	H	W	109	96	4/3/13	H	W	98	93
10/27/67	A	W	129	109	1/19/81	N	W	92	90	11/30/94	H	W	118	115	11/3/13	A	L	77	87
11/28/67	H	W	118	111	2/21/81	A	W	130	119	12/30/94	A	W	124	107	12/18/13	H	L	106	107
12/2/67	A	L	107	112	3/27/81	H	L	90	115	3/25/95	A	L	103	104	3/9/14	H	W	118	111
1/12/68	H	W	148	126	11/7/81	A	W	129	88	4/15/95	H	W	129	104	4/5/14	A	L	111	115
2/9/68	H	W	107	100	12/2/81	H	W	115	114	11/29/95	H	W	100	96	12/3/14*	H	W	109	102
2/13/68	A	W	127	115	1/10/82	N	W	134	124	4/7/96	H	W	98	97	3/22/15*	A	L	97	105
2/14/68	N	W	118	96	1/16/82	A	W	128	120	4/14/96*	A	L	96	105	4/8/15	H	W	113	103
3/20/68	H	L	116	125	3/8/82	A	W	111	101	11/20/96	H	L	83	108					
10/18/68	A	W	106	88	3/26/82	H	W	125	104	12/15/96	A	L	89	99					
10/30/68	H	L	117	119	11/30/82	N	L	116	123	1/2/97	A	L	87	99					
12/6/68	H	W	132	118	12/4/82	A	W	119	112	2/28/97*	H	L	100	106					
12/11/68	A	W	108	106	12/15/82	A	W	108	104	11/23/97	H	W	90	86					
1/8/69	H	W	113	104	12/19/82	H	L	114	131	12/13/97	A	L	77	93					
2/12/69	A	W	113	106	4/10/83	H	W	115	113	3/13/98	H	L	92	96					

\* Overtime  
\*\* Double-overtime

PISTONS: Fort Wayne Pistons 1948-57; Detroit Pistons 1957-present.

## ALL-TIME SERIES

Boston leads 231-131 (Celtics are 114-40 at home)

CURRENT STREAK: One Celtics Win

LARGEST CELTICS WIN: 44 points; 150-106 on 12/24/60 @ Boston

LARGEST PISTONS WIN: 52 points; 118-66 on 01/31/03 @ Boston



## GOLDEN STATE WARRIORS

ORACLE Arena (19,596)

1011 Broadway, Oakland, CA 94607

510-986-2200 • fax 510-452-0142

## 2014-15 RESULTS

Golden State won 2-0 (Celtics were 0-1 at TD Garden)

01/25/15 Boston 111 at Golden State 114

03/01/15 Golden State 106 at Boston 101

## 2015-16 MATCHUPS

12/11/15 Golden State at Boston

04/01/16 Boston at Golden State

## DIRECTORY

**HEAD COACH:** ..... Steve Kerr  
**ASSISTANT COACHES:** ..... Ron Adams, Luke Walton, Jarron Collins  
**ATHLETIC TRAINER:** ..... Lachlan Penfold  
**PUBLIC AND MEDIA RELATIONS:** ..... Raymond Ridder, Dan Martinez, Brett Winkler, Lisa Goodwin  
**BROADCAST TELEVISION:** ..... Comcast Sportsnet Bay Area. Broadcasters: Bob Fitzgerald, Jim Barnett  
**RADIO:** ..... KNBR (680/1050AM). Broadcaster: Tim Royle, Tom Tolbert

## 2014-2015 SEASON SERIES (0-2) BOSTON VS. GOLDEN STATE

PLAYER	G-GS	MIN	FG-FGA	PCT	3FG-FGA	PCT	FT-FTA	PCT	OFF	DEF	TOT	AST	PF-DQ	STL	TO	BLK	PTS	AVG	HI
Sullivan	1-1	30	9-17	.529	1-5	.200	7-9	.778	4	5	9	3	4-0	1	2	0	26	26.0	26
Thomas (TOT)	3-0	80	16-47	.340	6-22	.273	17-18	.944	4	6	10	17	7-0	2	6	1	55	18.3	22
Thomas (BOS)	1-0	29	8-21	.381	3-11	.273	1-1	1.000	1	1	2	5	3-0	0	1	0	20	20.0	20
Zeller	2-1	48	13-26	.500	0-0	---	6-7	.857	7	4	11	3	4-0	0	2	2	32	16.0	17
Turner	2-2	60	11-24	.458	1-2	.500	6-8	.750	2	14	16	15	6-0	2	6	1	29	14.5	19
Bradley	2-2	66	10-33	.303	3-10	.300	4-7	.571	3	4	7	4	6-0	1	2	0	27	13.5	15
Bass	2-2	62	9-19	.474	0-0	---	5-7	.714	6	15	21	1	5-0	1	2	1	23	11.5	15
Smart	1-1	36	4-11	.364	2-6	.333	0-0	---	2	4	6	4	2-0	2	0	0	10	10.0	10
Pressey	1-0	16	3-4	.750	2-2	1.000	1-1	1.000	0	4	4	4	2-0	0	1	0	9	9.0	9
Wallace	1-0	12	3-3	1.000	0-0	---	0-0	---	1	2	3	0	1-0	1	1	0	6	6.0	6
Crowder (TOT)	3-1	69	7-30	.233	3-14	.214	0-0	---	7	17	24	5	4-0	3	2	1	17	5.7	9
Crowder (BOS)	2-1	47	6-24	.250	3-11	.273	0-0	---	6	13	19	4	2-0	0	2	1	15	7.5	9
Douglas-Roberts	1-0	4	1-2	.500	0-0	---	2-2	1.000	0	1	1	0	0-0	0	0	0	4	4.0	4
Young	2-0	29	2-10	.200	2-8	.250	2-4	.500	0	4	4	0	1-0	0	1	0	8	4.0	5
Prince	1-0	19	1-3	.333	0-0	---	0-0	---	0	4	4	2	0-0	0	0	0	2	2.0	2
Thornton	1-0	14	1-8	.125	0-3	.000	0-0	---	0	0	0	1	0-0	0	2	0	2	2.0	2
Jerebko (TOT)	2-0	19	1-2	.500	1-1	1.000	0-0	---	3	1	4	0	2-0	2	1	1	3	1.5	3
Jerebko (BOS)	1-0	12	1-1	1.000	1-1	1.000	0-0	---	2	0	2	0	2-0	1	0	1	3	3.0	3
<b>CELTICS</b>	<b>2</b>	<b>480</b>	<b>81-204</b>	<b>.397</b>	<b>18-59</b>	<b>.305</b>	<b>32-44</b>	<b>.727</b>	<b>34</b>	<b>74</b>	<b>108</b>	<b>44</b>	<b>38-0</b>	<b>9</b>	<b>22</b>	<b>6</b>	<b>212</b>	<b>106.0</b>	<b>111</b>
<b>WARRIORS</b>	<b>2</b>	<b>480</b>	<b>82-184</b>	<b>.446</b>	<b>20-57</b>	<b>.351</b>	<b>36-42</b>	<b>.857</b>	<b>24</b>	<b>78</b>	<b>102</b>	<b>48</b>	<b>38-0</b>	<b>13</b>	<b>23</b>	<b>11</b>	<b>220</b>	<b>110.0</b>	<b>114</b>

## 2014-2015 SEASON SERIES (2-0) GOLDEN STATE VS. BOSTON

PLAYER	G-GS	MIN	FG-FGA	PCT	3FG-FGA	PCT	FT-FTA	PCT	OFF	DEF	TOT	AST	PF-DQ	STL	TO	BLK	PTS	AVG	HI
Curry	2-2	71	20-38	.526	6-13	.462	13-13	1.000	0	8	8	16	2-0	3	8	0	59	29.5	37
Thompson	2-2	70	20-42	.476	5-17	.294	6-8	.750	1	6	7	3	6-0	1	1	1	51	25.5	31
Green	2-2	75	9-25	.360	3-12	.250	7-9	.778	2	18	20	6	9-0	3	2	4	28	14.0	14
Barnes	2-2	55	10-20	.500	4-9	.444	2-2	1.000	6	6	12	1	3-0	0	2	0	26	13.0	17
Bojout	2-2	47	7-16	.438	0-0	---	1-1	1.000	8	15	23	7	4-0	2	2	3	15	7.5	13
Iguodala	2-0	62	6-8	.750	2-2	1.000	0-0	---	1	11	12	4	2-0	2	0	1	14	7.0	8
Livingston	2-0	35	4-11	.364	0-0	---	3-3	1.000	1	0	1	4	5-0	0	3	2	11	5.5	7
Holiday	2-0	22	3-7	.429	0-3	.000	3-4	.750	0	3	3	0	2-0	2	0	0	9	4.5	9
Lee	2-0	24	2-8	.250	0-1	.000	1-2	.500	4	7	11	7	2-0	0	4	0	5	2.5	3
Speights	1-0	13	1-7	.143	0-0	---	0-0	---	1	4	5	0	3-0	0	1	0	2	2.0	2
Barbosa	1-0	5	0-2	.000	0-0	---	0-0	---	0	0	0	0	0-0	0	0	0	0	0.0	0
<b>WARRIORS</b>	<b>2</b>	<b>480</b>	<b>82-184</b>	<b>.446</b>	<b>20-57</b>	<b>.351</b>	<b>36-42</b>	<b>.857</b>	<b>24</b>	<b>78</b>	<b>102</b>	<b>48</b>	<b>38-0</b>	<b>13</b>	<b>23</b>	<b>11</b>	<b>220</b>	<b>110.0</b>	<b>114</b>
<b>CELTICS</b>	<b>2</b>	<b>480</b>	<b>81-204</b>	<b>.397</b>	<b>18-59</b>	<b>.305</b>	<b>32-44</b>	<b>.727</b>	<b>34</b>	<b>74</b>	<b>108</b>	<b>44</b>	<b>38-0</b>	<b>9</b>	<b>22</b>	<b>6</b>	<b>212</b>	<b>106.0</b>	<b>111</b>



## CELTICS VS. WARRIORS GAME-BY-GAME RESULTS (SINCE 1962-63)

Date	H/A	W/L	Celtics	Opp	Date	H/A	W/L	Celtics	Opp	Date	H/A	W/L	Celtics	Opp
11/17/62	H	W	127	109	12/31/70	H	L	106	144	1/27/95	H	W	117	91
12/26/62	H	W	116	113	3/9/71	A	W	134	112	2/15/95	A	W	116	115
12/27/62	N	W	108	102	10/15/71	H	L	75	97	11/24/95	H	L	94	101
1/8/63	A	W	118	112	12/27/71	H	W	99	97	2/14/96	A	L	103	106
1/30/63	H	W	115	111	1/8/72	A	L	106	128	1/14/97	H	W	116	108
2/9/63	H	W	118	112	2/19/72	A	L	111	115	2/19/97	A	L	101	112
2/21/63	A	W	155	118	3/14/72	H	W	124	110	2/15/98	A	L	87	101
2/26/63	A	L	112	128	11/8/72	H	W	128	111	2/27/98	H	W	120	88
11/30/63	H	W	100	96	12/19/72	A	L	112	115	2/18/00	A	L	100	122
1/3/64	A	W	111	101	2/17/73	A	W	110	106	3/15/00	H	W	121	104
1/7/64	A	L	89	92	2/28/73	H	W	118	111	1/5/01	H	L	75	92
1/19/64	H	W	108	105	11/2/73	H	W	108	105	1/21/01	A	L	91	94
1/29/64	H	L	92	100	12/18/73	A	W	125	106	2/13/02	A	L	107	99
2/13/64	A	L	95	106	1/20/74	H	L	102	123	3/27/02	H	W	102	99
2/15/64	A	W	96	87	2/12/74	A	W	107	102	2/18/03	A	W	125	117
2/28/64	H	W	107	92	11/20/74	N	L	115	120	3/26/03	H	L	95	107
11/11/64	H	W	110	84	12/28/74	A	W	115	105	12/29/03	A	W	100	91
11/25/64	H	W	122	118	2/22/75	A	L	108	114	4/2/04	H	W	111	106
12/4/64	A	L	85	112	3/9/75	H	L	101	102	12/6/04	A	L	106	110
12/5/64	A	W	105	81	10/29/75	H	W	115	106	1/5/05	H	W	84	83
12/16/64	H	W	107	106	12/30/75	A	L	101	133	12/19/05	H	W	109	98
1/8/65	A	W	94	91	2/21/76	A	L	94	100	12/28/05	A	L	109	111
1/22/65	H	W	104	94	2/29/76	A	W	119	101	12/20/06	H	L	95	96
2/26/65	A	W	130	112	1/2/77	A	L	98	105	12/29/06	A	L	100	110
3/14/65	H	W	106	98	1/30/77	H	L	92	109	11/27/07	H	W	105	82
11/16/65	A	W	108	105	2/20/77	A	W	114	112	2/20/08	A	L	117	119
12/11/65	H	W	143	106	3/1/77	H	L	94	101	11/26/08	H	W	119	111
1/7/66	A	W	115	114	12/16/77	H	W	118	113	12/26/08	A	L	89	99
1/8/66	A	W	124	96	12/21/77	A	L	106	111	11/18/09	H	W	109	95
2/10/66	N	L	117	128	1/29/78	H	L	88	99	12/28/09	H	L	99	103
2/11/66	H	W	99	96	2/14/78	A	W	98	75	2/22/11	A	W	115	93
2/18/66	A	L	106	128	1/5/79	A	L	98	113	3/4/11	H	W	107	103
2/22/66	A	W	116	108	1/28/79	H	W	103	102	3/14/12	A	W	105	103
10/15/66	H	W	121	113	2/21/79	A	W	101	97	12/29/12	A	L	83	101
12/17/66	A	W	118	110	12/29/79	A	W	104	88	3/1/13	H	W	94	86
1/3/67*	A	W	126	121	2/29/80	H	W	110	99	1/10/14	A	L	97	99
1/7/67	A	L	108	110	11/21/80	H	W	108	106	3/5/14	H	L	88	108
1/30/67	N	W	121	108	1/3/81	A	L	106	121	1/25/15	A	L	111	114
2/10/67**	H	W	137	136	11/25/81	H	W	122	101	3/1/15	H	L	101	106
2/14/67	N	L	122	128	2/17/82	A	L	105	121					
2/18/67	N	L	124	130	1/12/83	H	W	139	117					
3/1/67	H	W	157	125	2/19/83	A	L	109	115					
11/15/67	H	W	113	110	1/1/84	H	W	135	112					
12/26/67	H	L	104	117	2/16/84	A	W	125	115					
1/6/68	A	L	101	107	11/21/84	H	W	135	91					
1/15/68	H	W	111	102	2/15/85	A	W	107	100					
2/23/68	A	L	122	127	1/24/86	H	W	135	114					
2/28/68	H	W	125	110	2/19/86	A	W	115	100					
3/12/68*	A	W	124	121	11/21/86	H	W	135	120					
12/13/68	H	L	98	108	2/12/87	A	W	134	112					
1/3/69	A	L	101	104	1/2/88	A	W	115	110					
1/5/69	A	W	134	86	1/18/88	H	W	121	101					
1/17/69	H	W	102	99	11/16/88/	H	W	107	104					
3/4/69	A	L	95	99	4/6/89	A	L	118	132					
3/9/69	H	W	138	89	1/21/90	H	L	115	120					
11/4/69	H	W	124	105	2/23/90	A	W	123	111					
11/7/69	H	L	110	111	1/16/91	H	L	105	110					
11/21/69	A	L	115	118	2/14/91	A	W	128	112					
2/1/70	A	L	105	123	2/19/92	A	L	112	117					
2/16/70	N	W	117	114	3/22/92	H	W	114	97					
2/21/70	A	L	111	116	2/7/93	A	W	87	82					
3/4/70	H	W	115	110	3/16/93	A	W	114	88					
11/18/70	H	L	89	90	1/21/94	H	W	124	116					
12/22/70	A	W	138	108	2/19/94	A	L	90	101					

\* Overtime  
\*\* Double-overtime

**WARRIORS:** Philadelphia Warriors 1946-62; San Francisco Warriors 1962-71; Golden State Warriors 1971-present.

## ALL-TIME SERIES

Boston leads 199-132 (Celtics are 111-36 at home)

**CURRENT STREAK:** Four Warriors Wins

**LARGEST CELTICS WIN:** 51 points; 153-102 on 03/07/62 @ Boston

**LARGEST WARRIORS WIN:** 38 points; 144-106 on 12/31/70 @ Boston



**HOUSTON ROCKETS**

Toyota Center (18,055)

1510 Polk Street, Houston, TX 77002

713-758-7200 • fax 713-758-7339

**2014-15 RESULTS**

Houston won 2-0 (Celtics were 0-1 at TD Garden)

11/01/14 Boston 90 at Houston 104

01/30/15 Houston 93 at Boston 87

**2015-16 MATCHUPS**

11/16/15 Boston at Houston

03/11/16 Houston at Boston

**DIRECTORY**

**HEAD COACH:** ..... Kevin McHale

**ASSISTANT COACHES:** ..... J.B. Bickerstaff, Greg Buckner, T.R. Dunn, Chris Finch

**ATHLETIC TRAINER:** ..... Jason Biles

**PUBLIC AND MEDIA RELATIONS:** ..... Tracey Hughes, Sean McCloskey, Jenny Zehentner

**CABLE TELEVISION:** ..... ROOT SPORTS Southwest. Broadcasters: Bill Worrell, Clyde Drexler, Matt Bullard

**RADIO:** ..... SportsTalk 790 (KBME 790AM). Broadcasters: Craig Ackerman, Joel Blank

**SPANISH RADIO:** ..... KEYH 850 AM. Broadcaster: Adrian Chavarria

**2014-2015 SEASON SERIES (0-2) BOSTON VS. HOUSTON**

PLAYER	G-GS	MIN	FG-FGA	PCT	3FG-FGA	PCT	FT-FTA	PCT	OFF	DEF	TOT	AST	PF-DQ	STL	TO	BLK	PTS	AVG	HI
Green	1-1	31	7-19	.368	1-7	.143	2-2	1.000	0	4	4	2	2-0	0	1	0	17	17.0	17
Thornnton	2-0	42	10-23	.435	4-8	.500	2-2	1.000	2	6	8	0	1-0	1	1	0	26	13.0	17
Bass	2-1	53	10-19	.526	0-1	.000	5-8	.625	5	8	13	1	3-0	1	0	1	25	12.5	17
Sullinger	2-2	57	10-29	.345	0-6	.000	2-3	.667	8	8	16	6	9-0	2	4	4	22	11.0	14
Prince (TOT)	2-0	50	10-22	.455	1-3	.333	0-2	.000	7	6	13	6	1-0	1	0	0	21	10.5	13
Prince (BOS)	1-0	21	6-10	.600	1-1	1.000	0-0	---	1	3	4	2	1-0	0	0	0	15	13.0	13
Bradley	2-2	59	6-23	.261	0-8	.000	4-4	1.000	0	3	3	2	8-0	1	0	0	16	8.0	10
Olynyk	1-1	16	3-6	.500	0-2	.000	2-2	1.000	1	4	5	0	4-0	3	1	1	8	8.0	8
Zeller	2-0	38	4-10	.400	0-0	---	7-9	.778	5	10	15	1	7-0	0	0	2	15	7.5	8
Crowder (TOT)	1-1	28	2-6	.333	1-3	.333	2-4	.500	0	4	4	1	4-0	3	2	1	7	7.0	7
Crowder (BOS)	1-1	28	2-6	.333	1-3	.333	2-4	.500	0	4	4	1	4-0	3	2	1	7	7.0	7
Turner	2-1	47	5-18	.278	0-2	.000	2-2	1.000	2	3	5	4	3-0	5	3	1	12	6.0	8
Young	1-0	6	3-3	1.000	0-0	---	0-1	.000	0	1	1	0	0-0	0	0	1	6	6.0	6
Rondo	1-1	34	2-9	.222	0-1	.000	0-0	---	3	7	10	8	3-0	3	5	0	4	4.0	4
Smart	2-0	39	1-13	.077	1-10	.100	3-4	.750	1	3	4	5	4-0	1	4	1	6	3.0	4
Dawkins (TOT)	2-0	11	0-4	.000	0-4	.000	0-0	---	0	1	1	1	1-0	0	0	0	0	0.0	0
Pressey	1-0	3	0-0	---	0-0	---	0-0	---	0	0	0	2	0-0	0	0	0	0	0.0	0
Robinson (TOT)	1-0	6	0-3	.000	0-0	---	0-0	---	1	0	1	2	2-0	0	0	0	0	0.0	0
Wallace	1-0	7	0-0	---	0-0	---	0-0	---	0	0	0	0	0-0	0	0	1	0	0.0	0
<b>CELTICS</b>	<b>2</b>	<b>480</b>	<b>69-188</b>	<b>.367</b>	<b>8-49</b>	<b>.163</b>	<b>31-41</b>	<b>.756</b>	<b>28</b>	<b>64</b>	<b>92</b>	<b>34</b>	<b>49-0</b>	<b>18</b>	<b>23</b>	<b>13</b>	<b>177</b>	<b>88.5</b>	<b>90</b>
<b>ROCKETS</b>	<b>2</b>	<b>480</b>	<b>67-160</b>	<b>.419</b>	<b>20-64</b>	<b>.313</b>	<b>43-60</b>	<b>.717</b>	<b>22</b>	<b>77</b>	<b>99</b>	<b>42</b>	<b>42-0</b>	<b>15</b>	<b>36</b>	<b>12</b>	<b>197</b>	<b>98.5</b>	<b>104</b>

**2014-2015 SEASON SERIES (2-0) HOUSTON VS. BOSTON**

PLAYER	G-GS	MIN	FG-FGA	PCT	3FG-FGA	PCT	FT-FTA	PCT	OFF	DEF	TOT	AST	PF-DQ	STL	TO	BLK	PTS	AVG	HI
Harden	2-2	71	9-35	.257	4-13	.308	18-19	.947	0	14	14	13	3-0	6	8	1	40	20.0	26
Jones	2-1	50	12-21	.571	2-6	.333	6-7	.857	5	7	12	0	7-0	0	2	5	32	16.0	25
Motiejunas	2-1	51	12-20	.600	3-7	.429	5-9	.556	5	12	17	3	4-0	0	4	0	32	16.0	26
Howard	1-1	33	5-9	.556	0-0	---	4-10	.400	0	8	8	4	5-0	0	0	2	14	14.0	14
Smith (TOT)	2-1	59	10-28	.357	1-3	.333	6-8	.750	4	17	21	6	10-1	3	4	2	27	13.5	15
Smith (HOU)	1-0	31	6-13	.462	1-3	.333	2-2	1.000	2	8	10	3	4-0	2	1	1	15	15.0	15
Brewer (TOT)	1-0	23	4-7	.571	0-1	.000	2-2	1.000	1	3	4	1	2-0	0	2	0	10	10.0	10
Brewer (HOU)	1-0	23	4-7	.571	0-1	.000	2-2	1.000	1	3	4	1	2-0	0	2	0	10	10.0	10
Shved (TOT)	1-0	12	3-8	.375	1-2	.500	3-3	1.000	2	2	4	0	1-0	1	2	1	10	10.0	10
Carrahan	1-1	35	3-11	.273	3-9	.333	0-2	.000	2	2	4	2	1-0	2	2	0	9	9.0	9
Ariza	2-2	64	7-19	.368	2-10	.200	0-0	---	2	14	16	3	5-0	1	3	0	16	8.0	9
Beverley	1-1	33	2-7	.286	1-3	.333	3-4	.750	0	4	4	4	2-0	1	1	0	8	8.0	8
Terry	2-0	38	2-7	.286	2-7	.286	1-1	1.000	2	1	3	5	2-0	1	1	2	7	3.5	7
Daniels	1-0	4	1-2	.500	1-2	.500	0-0	---	0	0	0	0	0-0	0	1	0	3	3.0	3
Dorsey	2-1	16	3-4	.750	0-0	---	0-0	---	1	1	2	0	3-0	0	1	0	6	3.0	6
Papanikolaou	1-0	23	1-4	.250	1-3	.333	0-0	---	1	1	2	4	1-0	2	6	0	3	3.0	3
Black	1-0	4	0-0	---	0-0	---	2-4	.500	1	1	2	0	2-0	0	1	1	2	2.0	2
Johnson	1-0	4	0-1	.000	0-0	---	0-0	---	0	1	1	0	0-0	0	0	0	0	0.0	0
<b>ROCKETS</b>	<b>2</b>	<b>480</b>	<b>67-160</b>	<b>.419</b>	<b>20-64</b>	<b>.313</b>	<b>43-60</b>	<b>.717</b>	<b>22</b>	<b>77</b>	<b>99</b>	<b>42</b>	<b>42-0</b>	<b>15</b>	<b>36</b>	<b>12</b>	<b>197</b>	<b>98.5</b>	<b>104</b>
<b>CELTICS</b>	<b>2</b>	<b>480</b>	<b>69-188</b>	<b>.367</b>	<b>8-49</b>	<b>.163</b>	<b>31-41</b>	<b>.756</b>	<b>28</b>	<b>64</b>	<b>92</b>	<b>34</b>	<b>49-0</b>	<b>18</b>	<b>23</b>	<b>13</b>	<b>177</b>	<b>88.5</b>	<b>90</b>



## CELTICS VS. ROCKETS GAME-BY-GAME RESULTS

Date	H/A	W/L	Celtics	Opp	Date	H/A	W/L	Celtics	Opp	Date	H/A	W/L	Celtics	Opp
11/21/67	N	W	121	114	10/12/79	H	W	114	106	11/4/08	A	W	103	99
11/22/67	A	W	124	110	10/24/79	A	W	100	99	1/7/09	H	L	85	89
12/15/67	N	W	114	101	1/2/80	A	W	111	103	3/19/10	A	W	94	87
12/20/67	A	W	126	116	1/22/80	H	W	112	106	4/2/10	H	L	114	119
1/21/68	H	W	139	112	3/5/80*	A	W	103	99	1/10/11	H	L	102	108
2/26/68	A	W	118	110	3/12/80	H	W	121	105	3/18/11	A	L	77	93
3/13/68	A	W	144	118	12/19/80	H	W	133	119	3/6/12*	H	W	97	92
11/11/68	H	W	134	113	3/4/81	A	W	108	101	12/14/12	A	L	89	101
1/2/69	A	W	107	95	11/18/81	H	L	104	106	1/11/13	H	W	103	91
2/4/69	N	L	126	135	3/5/82	A	W	100	98	11/19/13	A	L	85	109
3/6/69	A	L	97	110	11/17/82	H	W	112	94	1/13/14	H	L	92	104
3/24/69	N	W	111	107	1/4/83	A	W	88	87	11/1/14	A	L	90	104
10/31/69	H	W	118	113	12/29/83	A	L	94	107	1/30/15	H	L	87	93
11/22/69	A	L	116	125	2/10/84	H	W	114	101					
12/12/69	H	W	107	104	11/28/84	A	W	110	100					
12/27/69	A	W	111	110	3/17/85	H	W	134	120					
2/25/70	H	W	147	124	3/11/86	A	W	116	104					
3/17/70	A	L	117	125	3/24/86	H	W	114	107					
12/29/70	A	W	110	108	1/18/87	H	W	122	99					
1/20/71	H	W	142	112	2/19/87	A	W	99	92					
2/20/71	A	L	118	128	2/9/88	A	L	120	129					
3/3/71	H	W	128	113	3/30/88	H	W	117	110					
3/11/71	A	L	91	115	2/14/89	A	L	123	137					
10/27/71	H	W	108	97	3/31/89	H	W	126	109					
11/10/71	A	W	142	103	11/22/89	H	W	109	97					
12/4/71	H	W	117	107	2/13/90	A	W	107	94					
1/5/72	A	W	113	105	11/21/90	H	W	108	95					
1/21/72	H	W	110	105	12/10/90	A	W	107	95					
1/27/73	A	W	130	110	2/5/92	H	W	98	85					
1/3/73	A	L	112	123	2/14/92	A	L	99	105					
1/10/73	H	W	128	107	12/23/92	H	W	98	94					
1/26/73	H	W	139	126	2/18/93	A	L	84	119					
3/20/73	N	W	94	89	1/12/94	H	L	84	94					
3/25/73	A	W	125	121	1/18/94	A	W	95	83					
10/24/73	H	L	117	132	11/11/94	H	L	82	102					
12/14/73	A	W	114	106	12/17/94	A	W	112	109					
3/8/74	A	L	106	113	11/20/95	H	L	93	98					
3/19/74	A	W	110	107	1/18/96	A	W	108	106					
3/23/74	N	W	108	105	11/29/96	H	L	94	120					
12/6/74*	A	W	120	114	12/4/96	A	L	89	94					
1/18/75	N	W	123	101	2/7/98	H	W	107	96					
1/21/75	A	W	113	102	3/19/98	A	L	96	105					
3/16/75	H	W	99	94	12/10/99	H	W	100	96					
10/24/75	H	W	109	94	12/18/99	A	L	94	100					
12/13/75	A	W	137	120	11/22/00	H	W	96	81					
2/11/76	A	L	103	115	2/20/01	A	L	84	101					
2/25/76	H	W	103	102	1/18/02	H	L	101	104					
4/2/76	H	W	119	115	2/23/02	A	L	89	99					
11/3/76*	A	L	111	117	1/15/03	A	L	92	101					
1/11/77	H	W	105	101	2/24/03*	H	L	95	101					
1/19/77	A	W	112	102	1/11/04	A	W	97	93					
4/6/77	H	L	93	104	1/14/04	H	L	80	95					
10/22/77	A	L	98	110	1/31/05	H	L	94	97					
11/23/77	H	W	109	100	3/18/05	A	W	103	92					
1/11/78	H	W	91	88	11/13/05	H	W	102	82					
2/21/78	A	L	96	111	12/6/05	A	L	73	91					
10/14/78	H	L	108	114	2/26/07	A	W	77	72					
10/21/78	A	L	101	118	3/7/07	H	L	80	111					
12/12/78	A	L	105	112	01/02/08	H	W	97	93					
1/31/79	H	W	119	102	03/18/08	A	W	94	74					

\* Overtime  
\*\* Double-overtime

ROCKETS: San Diego Rockets 1967-71; Houston Rockets 1971-present.

## ALL-TIME SERIES

Boston leads 87-48 (Celtics are 45-18 at home)

CURRENT STREAK: Four Rockets Wins

LARGEST CELTICS WIN: 39 points; 142-103 on 11/10/71 @ Houston

LARGEST ROCKETS WIN: 35 points; 119-84 on 02/18/93 @ Houston



## INDIANA PACERS

Banker's Life Fieldhouse (18,165)  
125 South Pennsylvania Street, Indianapolis, IN 46204  
317-917-2500 • fax 317-917-2599

## 2014-15 RESULTS

Boston won 3-1 (Celtics were 2-0 at TD Garden)

11/07/14 Indiana 98 at Boston 101  
01/09/15 Boston 103 at Indiana 107 (OT)  
03/14/15 Boston 93 at Indiana 89  
04/01/15 Indiana 87 at Boston 100

## 2015-16 MATCHUPS

11/04/15 Boston at Indiana  
11/11/15 Indiana at Boston  
01/13/16 Indiana at Boston  
03/15/16 Boston at Indiana

## DIRECTORY

**HEAD COACH:** ..... Frank Vogel  
**ASSISTANT COACHES:** ..... Nate McMillan, Dan Burke, Popeye Jones  
**ATHLETIC TRAINER:** ..... Josh Corbeil  
**PUBLIC AND MEDIA RELATIONS:** ..... David Benner, Krissy Myers, Wes Kaminski  
**BROADCAST TELEVISION:** ..... FSN Indiana. Broadcasters: Chris Denari, Quinn Buckner, Jeremiah Johnson  
**RADIO:** ..... 1070 The Fan/93.5 FM. Broadcasters: Mark Boyle, Bob Leonard

## 2014-2015 SEASON SERIES (3-1) BOSTON VS. INDIANA

PLAYER	G-GS	MIN	FG-FGA	PCT	3FG-FGA	PCT	FT-FTA	PCT	OFF	DEF	TOT	AST	PF-DQ	STL	TO	BLK	PTS	AVG	HI
Bradley	4-4	135	26-66	.394	7-21	.333	2-2	1.000	3	9	12	7	13-0	5	8	0	61	15.3	23
Green	1-1	30	5-12	.417	3-7	.429	2-2	1.000	2	5	7	1	1-0	0	3	0	15	15.0	15
Sullinger	2-2	64	13-30	.433	2-10	.200	0-0	---	4	7	11	9	6-0	1	1	2	28	14.0	17
Bass	4-2	108	19-31	.613	1-3	.333	13-14	.929	5	15	20	9	6-0	2	3	3	52	13.0	17
Zeller	4-3	78	19-24	.792	0-0	---	12-16	.750	3	14	17	6	10-0	1	2	1	50	12.5	19
Thomas (TOT)	2-0	44	7-21	.333	3-9	.333	7-8	.875	0	7	7	8	4-0	1	5	0	24	12.0	16
Thomas (BOS)	1-0	22	2-10	.200	1-4	.250	3-4	.750	0	4	4	6	3-0	1	4	0	8	8.0	8
Olynyk	4-1	103	18-33	.545	6-14	.429	4-4	1.000	5	13	18	10	15-0	3	5	2	46	11.5	19
Crowder (TOT)	4-1	90	14-28	.500	3-11	.273	9-10	.900	3	15	18	4	6-0	4	4	2	40	10.0	16
Crowder (BOS)	3-3	117	14-28	.500	3-11	.273	9-10	.900	3	15	18	4	4-0	4	2	2	40	13.3	16
Turner	4-3	85	14-46	.304	1-8	.125	5-10	.500	2	33	35	27	9-0	2	7	1	34	8.5	13
Rondo	1-1	28	4-10	.400	0-1	.000	0-0	---	1	3	4	6	2-0	2	3	1	8	8.0	8
Smart	4-2	108	8-31	.258	6-20	.300	3-6	.500	4	12	16	8	9-0	8	3	3	25	6.3	10
Jerebko (TOT)	4-0	71	7-21	.333	2-10	.200	4-6	.667	4	14	18	8	8-0	1	0	2	20	5.0	10
Jerebko (BOS)	2-0	36	3-10	.300	1-6	.167	0-0	---	4	7	11	5	3-0	0	1	7	3.5	4	7
Pressey	3-0	30	5-10	.500	1-4	.250	1-1	1.000	0	2	2	8	1-0	2	2	0	12	4.0	7
Datome (TOT)	1-0	6	1-2	.500	1-2	.500	0-0	---	0	1	1	1	1-0	0	0	0	3	3.0	3
Datome (BOS)	1-0	6	1-2	.500	1-2	.500	0-0	---	0	1	1	1	1-0	0	0	0	3	3.0	3
Thornton	2-0	22	3-11	.273	0-4	.000	0-0	---	2	1	3	1	4-0	0	0	0	6	3.0	4
Wallace	1-0	8	0-2	.000	0-0	---	2-2	1.000	0	1	1	0	0-0	1	0	0	2	2.0	2
Randolph (TOT)	2-0	6	1-1	1.000	0-0	---	0-0	---	1	1	2	0	1-0	1	0	0	2	1.0	2
Douglas-Roberts	1-0	10	0-1	.000	0-0	---	0-0	---	0	0	0	0	1-0	0	0	0	0	0.0	0
Young	1-0	7	0-1	.000	0-1	.000	0-0	---	0	1	1	0	0-0	0	0	0	0	0.0	0
<b>Celtics</b>	<b>4</b>	<b>985</b>	<b>154-357</b>	<b>.431</b>	<b>33-116</b>	<b>.284</b>	<b>56-71</b>	<b>.789</b>	<b>38</b>	<b>143</b>	<b>181</b>	<b>108</b>	<b>87-0</b>	<b>32</b>	<b>45</b>	<b>16</b>	<b>397</b>	<b>99.3</b>	<b>103</b>
<b>Pacers</b>	<b>4</b>	<b>985</b>	<b>142-346</b>	<b>.410</b>	<b>29-81</b>	<b>.358</b>	<b>68-85</b>	<b>.800</b>	<b>47</b>	<b>132</b>	<b>179</b>	<b>72</b>	<b>78-0</b>	<b>16</b>	<b>59</b>	<b>21</b>	<b>381</b>	<b>95.3</b>	<b>107</b>

## 2014-2015 SEASON SERIES (1-3) INDIANA VS. BOSTON

PLAYER	G-GS	MIN	FG-FGA	PCT	3FG-FGA	PCT	FT-FTA	PCT	OFF	DEF	TOT	AST	PF-DQ	STL	TO	BLK	PTS	AVG	HI
G. Hill	2-2	71	20-29	.690	5-11	.455	6-6	1.000	1	10	11	14	7-0	1	4	0	51	25.5	30
Miles	3-2	96	14-35	.400	8-17	.471	6-7	.857	2	9	11	1	7-0	2	6	1	42	14.0	17
Hibbert	4-4	111	20-50	.400	0-0	---	13-18	.722	10	22	32	6	14-0	0	6	11	53	13.3	22
Sloan	2-1	54	9-23	.391	3-7	.429	2-2	1.000	2	6	8	8	0-0	1	1	0	23	11.5	13
Stuckey	3-1	72	14-27	.519	3-7	.429	3-5	.600	0	9	9	4	0-0	3	7	1	34	11.3	16
Copeland	2-1	53	7-18	.389	1-8	.125	7-7	1.000	4	8	12	7	7-0	1	7	0	22	11.0	17
Watson	3-1	74	10-23	.435	5-9	.556	7-8	.875	4	9	13	4	6-0	1	3	0	32	10.7	15
West	3-3	88	11-32	.344	0-2	.000	10-15	.667	8	10	18	9	7-0	2	5	2	32	10.7	11
Scola	4-1	92	15-38	.395	1-1	1.000	7-8	.875	5	16	21	3	9-0	1	2	1	38	9.5	14
Allen	3-0	45	7-17	.412	0-0	---	4-4	1.000	6	8	14	4	2-0	0	2	0	18	6.0	12
S. Hill	4-4	115	9-30	.300	2-11	.182	3-3	1.000	0	14	14	3	3-0	2	4	2	23	5.8	12
Price	1-0	14	2-7	.286	1-3	.333	0-0	---	0	0	0	4	1-0	0	1	0	5	5.0	5
Mahinmi	3-0	55	2-7	.286	0-0	---	0-2	.000	5	10	15	2	6-0	2	4	3	4	1.3	2
Rudez	3-0	44	2-10	.200	0-5	.000	0-0	---	0	1	1	3	4-0	0	3	0	4	1.3	4
<b>Pacers</b>	<b>4</b>	<b>985</b>	<b>142-346</b>	<b>.410</b>	<b>29-81</b>	<b>.358</b>	<b>68-85</b>	<b>.800</b>	<b>47</b>	<b>132</b>	<b>179</b>	<b>72</b>	<b>78-0</b>	<b>16</b>	<b>59</b>	<b>21</b>	<b>381</b>	<b>95.3</b>	<b>107</b>
<b>Celtics</b>	<b>4</b>	<b>985</b>	<b>154-357</b>	<b>.431</b>	<b>33-116</b>	<b>.284</b>	<b>56-71</b>	<b>.789</b>	<b>38</b>	<b>143</b>	<b>181</b>	<b>108</b>	<b>87-0</b>	<b>32</b>	<b>45</b>	<b>16</b>	<b>397</b>	<b>99.3</b>	<b>103</b>





# CELTICS VS. PACERS GAME-BY-GAME RESULTS

Date	H/A	W/L	Celtics	Opp	Date	H/A	W/L	Celtics	Opp	Date	H/A	W/L	Celtics	Opp
10/21/76*	A	W	129	122	3/16/89	A	W	111	99	3/19/06	A	W	103	88
1/12/77	H	L	101	112	4/21/89	A	L	110	120	4/12/06	A	L	112	117
1/26/77	A	L	101	121	11/21/89	A	L	111	119	11/15/06	H	W	114	88
1/31/78	H	W	104	94	11/24/89	H	L	111	118	1/10/07	H	L	84	97
2/7/78	A	W	92	89	1/19/90	H	W	109	104	1/30/07	A	L	95	103
4/2/78	H	L	120	123	3/27/90	A	L	96	101	4/7/07	A	L	98	105
12/2/78	A	W	117	110	12/26/90	H	W	152	132	11/13/07	A	W	101	86
12/20/78	H	W	121	105	2/24/91	A	L	109	115	2/12/08	A	W	104	97
1/26/79	A	L	106	119	3/4/91	H	W	126	101	4/2/08	H	W	92	77
2/9/79	H	W	112	101	3/22/91	A	L	109	121	11/1/08	A	L	79	95
10/20/79*	A	L	128	131	11/20/91	H	W	116	101	12/3/08	H	W	114	96
11/23/79	H	W	118	103	2/23/92	A	L	95	102	12/7/08*	A	W	122	117
12/1/79*	A	W	106	102	2/26/92	H	W	130	109	2/27/09	H	W	104	99
2/8/80	H	W	130	108	4/3/92	A	L	97	101	11/4/09	A	L	104	113
3/11/80	A	L	108	114	12/16/92	A	L	91	114	12/22/09	H	W	103	94
3/18/80	H	W	114	102	1/6/93	H	W	103	94	3/12/10	H	W	122	103
10/18/80	A	L	99	103	2/23/93	A	L	86	113	12/19/10	H	W	99	88
11/19/80	A	W	103	91	4/13/93	H	W	96	90	12/28/10	A	W	95	83
1/23/81	H	W	104	103	11/20/93	A	L	94	100	3/16/11	H	W	92	80
2/6/81	H	W	111	98	11/22/93	H	L	71	102	3/28/11	A	L	100	107
3/6/81	A	L	104	110	3/30/94	H	L	99	103	1/6/12	H	L	74	87
3/13/81	H	L	94	101	4/11/94	A	L	108	121	1/14/12	A	L	83	97
11/6/81	H	W	111	94	11/5/94	A	L	103	112	1/27/12	H	W	94	87
12/1/81	A	L	87	90	1/11/95	H	W	100	97	4/7/12	A	W	86	72
1/20/82	H	W	112	103	2/27/95	H	L	97	108	1/4/13	H	W	94	75
2/2/82	A	W	109	105	3/4/95	A	W	107	101	3/6/13	A	W	83	81
3/10/82	H	W	121	100	1/26/96	H	L	90	107	11/22/13	H	L	82	97
11/3/82	H	W	111	104	2/2/96	A	L	108	116	12/22/13	A	L	79	106
1/18/83	A	W	130	126	2/26/96*	H	L	119	122	3/1/14	H	L	97	102
2/4/83	A	W	102	93	3/26/96	A	L	96	103	3/11/14	A	L	83	94
3/29/83	A	L	101	130	11/6/96	H	W	94	84	11/7/14	H	W	101	98
3/30/83	H	W	142	116	12/15/96	A	L	94	97	1/9/15*	A	L	103	107
11/4/83	H	W	121	105	3/4/97	A	L	95	98	3/14/15	A	W	93	89
11/8/83	A	W	99	97	1/8/98	H	L	96	103	4/1/15	H	W	100	87
12/7/83	A	W	100	95	1/24/98	A	L	88	95					
1/20/84	H	W	132	125	3/8/98	A	L	100	104					
2/3/84	H	W	125	106	4/12/98	H	L	87	93					
3/20/84*	A	L	121	123	3/14/99	A	L	96	99					
11/12/84	A	W	132	115	3/28/99	H	L	93	101					
12/21/84	H	W	117	107	4/19/99	H	L	104	120					
1/18/85	A	L	86	91	11/6/99	A	L	108	115					
1/25/85	H	W	125	94	11/22/99	H	W	95	85					
2/24/85	A	W	113	100	2/1/00	A	L	96	99					
4/3/85	H	W	119	103	2/9/00	H	L	104	113					
11/13/85	H	W	118	114	12/8/00	H	L	91	104					
11/16/85	A	L	109	111	1/31/01*	A	W	102	96					
1/2/86	A	W	122	104	3/30/01	H	L	87	92					
1/17/86	A	W	123	105	4/13/01*	A	L	108	113					
2/23/86	H	W	113	98	11/14/01	H	W	101	93					
3/19/86	H	W	127	108	1/23/02	H	W	98	94					
11/5/86	H	W	133	102	4/2/02	A	W	105	94					
12/17/86	H	W	113	101	1/17/03	H	W	98	93					
1/21/87	H	W	130	100	2/1/03	A	L	100	109					
1/30/87	A	W	100	94	2/26/03	H	W	71	69					
3/13/87	A	L	109	116	3/19/03	A	L	72	102					
4/15/87	A	W	108	85	11/11/03	A	W	78	76					
11/11/87	H	W	120	106	1/2/04	H	L	90	103					
11/15/87	A	W	103	98	1/31/04	A	L	98	99					
2/3/88	H	W	118	103	3/12/04	H	L	81	99					
3/11/88	H	W	122	112	11/5/04	H	L	94	100					
3/15/88	A	W	119	113	11/23/04	A	L	96	106					
1/11/89	H	L	108	127	1/26/05	H	W	100	86					
1/25/89	A	L	94	103	12/14/05	H	W	85	71					
2/8/89	H	W	109	102	3/3/06	H	W	99	98					

\* Overtime

\*\* Double-overtime

## ALL-TIME SERIES

Boston leads 89-73 (Celtics are 58-24 at home)

**CURRENT STREAK:** Two Celtics Wins

**LARGEST CELTICS WIN:** 31 points; 125-94 on 01/25/85 @ Boston & 133-102 on 11/05/86 @ Boston

**LARGEST PACERS WIN:** 31 points; 102-71 on 11/22/93 @ Boston (Hartford, CT)



## LOS ANGELES CLIPPERS

Staples Center (19,060)

6951 S. Centinela Ave, Playa Vista, CA 90094

310-862-6000 • fax 310-862-6029

## 2014-15 RESULTS

Los Angeles won 2-0 (Celtics were 0-1 at TD Garden)

01/19/15 Boston 93 at Los Angeles 102

03/29/15 Los Angeles 119 at Boston 106

## 2015-16 MATCHUPS

02/10/16 Los Angeles at Boston

03/28/16 Boston at Los Angeles

## DIRECTORY

**HEAD COACH:** ..... Glenn "Doc" Rivers

**ASSISTANT COACHES:** ..... Mike Woodson, Lawrence Frank, Sam Cassell, Armond Hill, Brendan O'Connor, Kevin Eastman

**ATHLETIC TRAINER:** ..... Jason Powell

**PUBLIC AND MEDIA RELATIONS:** ..... Seth Burton, Dennis Rogers, Ta'Nisha Cooper, Steven Esparza, Aubrey Freckman

**CABLE TELEVISION:** ..... PrimeTicket. Broadcasters: Ralph Lawler, Michael Smith

**RADIO:** ..... The Beast 980 (980 AM). Broadcasters: Brian Sieman, Ralph Lawler, Michael Smith

**SPANISH RADIO:** ..... ESPN Deportes (1330 AM). Broadcaster: Armando Garcia

## 2014-2015 SEASON SERIES (0-2) BOSTON VS. L.A. CLIPPERS

PLAYER	G-GS	MIN	FG-FGA	PCT	3FG-FGA	PCT	FT-FTA	PCT	OFF	DEF	TOT	AST	PF-DQ	STL	TO	BLK	PTS	AVG	HI
Thomas (TOT)	3-0	78	14-35	.400	8-20	.400	27-28	.964	2	1	3	15	11-0	3	3	0	63	21.0	25
Thomas (BOS)	1-0	26	4-12	.333	2-7	.286	9-10	.900	0	0	0	7	4-0	2	0	0	19	19.0	19
Bass	2-1	51	10-18	.556	0-1	.000	10-12	.833	3	0	3	2	4-0	1	4	0	30	15.0	17
Thornton	1-0	27	6-13	.462	3-6	.500	0-1	.000	0	2	2	4	0-0	0	2	0	15	15.0	15
Sullinger	1-1	25	5-14	.357	2-4	.500	2-2	1.000	1	7	8	0	1-0	1	0	0	14	14.0	14
Olynyk	2-0	48	11-22	.500	2-7	.286	1-4	.250	3	9	12	4	6-0	4	3	0	25	12.5	14
Datome (TOT)	1-0	18	5-9	.556	2-4	.500	0-0	---	0	1	1	1	2-0	0	0	0	12	12.0	12
Datome (BOS)	1-0	18	5-9	.556	2-4	.500	0-0	---	0	1	1	1	2-0	0	0	0	12	12.0	12
Zeller	2-2	39	10-20	.500	0-0	---	3-4	.750	4	8	12	3	7-0	0	1	1	25	11.5	16
Turner	2-2	60	6-15	.400	2-6	.333	5-6	.833	1	16	17	16	3-0	2	4	0	19	9.5	10
Smart	2-1	50	4-14	.286	4-10	.400	2-2	1.000	1	5	6	7	5-0	1	2	1	14	7.0	14
Jerebko (TOT)	3-0	45	8-21	.381	2-7	.286	1-1	1.000	3	12	15	4	5-0	4	0	0	19	6.3	10
Jerebko (BOS)	1-0	22	4-12	.333	1-3	.333	1-1	1.000	2	6	8	1	4-0	2	0	0	10	10.0	10
Bradley	2-2	46	3-14	.214	2-7	.286	0-0	---	2	1	3	2	3-0	0	2	1	8	4.0	5
Crowder (TOT)	2-1	35	2-9	.222	0-4	.000	2-2	1.000	2	3	5	1	5-0	0	3	0	6	3.0	6
Crowder (BOS)	2-1	35	2-9	.222	0-4	.000	2-2	1.000	2	3	5	1	5-0	0	3	0	6	3.0	6
Pressey	1-0	13	1-3	.333	0-1	.000	0-0	---	1	3	4	4	0-0	1	2	0	2	2.0	2
Prince	1-0	19	1-2	.500	0-0	---	0-0	---	1	1	2	1	1-0	0	0	0	2	2.0	2
Randolph (TOT)	1-0	2	0-0	---	0-0	---	0-0	---	0	0	0	0	1-0	0	0	0	0	0.0	0
CELTICS	2	480	72-177	.407	20-60	.333	35-44	.795	21	62	83	53	46-0	14	24	3	199	99.5	106
CLIPPERS	2	480	80-166	.482	22-53	.415	39-59	.661	23	74	97	55	35-0	11	23	15	221	110.5	119

## 2014-2015 SEASON SERIES (2-0) L.A. CLIPPERS VS. BOSTON

PLAYER	G-GS	MIN	FG-FGA	PCT	3FG-FGA	PCT	FT-FTA	PCT	OFF	DEF	TOT	AST	PF-DQ	STL	TO	BLK	PTS	AVG	HI
Griffin	2-2	68	16-32	.500	0-1	.000	11-13	.846	5	13	18	10	4-0	2	0	1	43	21.5	22
Redick	2-2	64	16-27	.593	8-11	.727	3-3	1.000	1	6	7	7	6-0	0	2	0	43	21.5	27
Jordan	2-2	63	14-17	.824	0-0	---	6-21	.286	12	14	26	1	4-0	3	3	6	34	17.0	19
Crawford	1-0	23	5-13	.385	2-6	.333	4-4	1.000	0	3	3	2	2-0	0	2	0	16	16.0	16
Paul	2-2	68	8-18	.444	5-6	.833	9-10	.900	1	8	9	16	2-0	3	7	1	30	15.0	21
Barnes	2-2	68	8-23	.348	5-17	.294	0-0	---	2	8	10	5	6-0	1	2	2	21	10.5	18
Hawes	2-0	36	4-12	.333	1-4	.250	3-4	.750	1	8	9	6	4-0	0	1	2	12	6.0	9
Rivers (TOT)	2-0	40	3-7	.429	0-1	.000	3-4	.750	0	6	6	7	3-0	2	3	1	9	4.5	7
Rivers (LAC)	2-0	40	3-7	.429	0-1	.000	3-4	.750	0	6	6	7	3-0	2	3	1	9	4.5	7
Davis	2-0	25	4-8	.500	0-0	---	0-0	---	1	3	4	0	3-0	0	1	2	8	4.0	4
Turkoglu	1-0	15	1-5	.200	1-4	.250	0-0	---	0	3	3	1	0-0	0	1	0	3	3.0	3
Jones	2-0	6	1-2	.500	0-1	.000	0-0	---	0	0	0	0	1-0	0	0	0	2	1.0	2
Hudson	1-0	1	0-0	---	0-0	---	0-0	---	0	0	0	0	0-0	0	0	0	0	0.0	0
Wilcox	1-0	4	0-2	.000	0-2	.000	0-0	---	0	2	2	0	0-0	0	1	0	0	0.0	0
CLIPPERS	2	480	80-166	.482	22-53	.415	39-59	.661	23	74	97	55	35-0	11	23	15	221	110.5	119
CELTICS	2	480	72-177	.407	20-60	.333	35-44	.795	21	62	83	53	46-0	14	24	3	199	99.5	106



# CELTICS VS. CLIPPERS GAME-BY-GAME RESULTS

Date	H/A	W/L	Celtics	Opp	Date	H/A	W/L	Celtics	Opp
11/30/70	H	W	109	106	12/30/85	A	W	125	103
12/1/70	A	W	117	116	2/28/86	H	W	124	108
12/8/70	A	W	122	102	12/27/86	A	W	114	101
12/17/70	H	W	102	93	3/6/87	H	W	132	111
10/23/71	A	W	103	98	12/26/87	A	W	106	97
11/24/71	H	W	108	100	3/4/88	H	W	121	90
12/18/71	H	W	124	91	1/9/89	H	W	119	84
2/9/72	H	W	139	112	4/4/89	A	W	124	108
2/25/72	A	W	117	115	12/26/89	A	W	112	111
3/25/72	A	W	121	116	1/5/90	H	L	105	114
10/20/72	H	W	126	118	1/11/91	H	W	109	107
10/24/72	A	W	105	97	3/8/91	A	W	104	98
11/10/72	A	W	106	104	12/30/91	A	W	97	86
1/16/73	A	W	106	102	3/6/92	H	W	117	100
1/21/73	H	W	104	97	12/30/92	A	L	99	105
3/4/73	H	W	125	113	1/3/93	H	W	120	112
3/6/73	A	W	127	112	12/30/93	A	W	119	111
10/12/73	H	W	118	112	1/14/94	H	L	95	102
12/9/73	A	W	118	114	1/25/95	H	L	98	107
12/12/73	H	W	126	119	2/11/95**	A	L	121	127
12/26/73	A	W	125	123	2/13/96	A	W	108	94
2/22/74	A	W	116	109	3/6/96	H	W	110	97
2/27/74	H	L	104	122	2/11/97	A	L	112	116
3/1/74	A	L	94	110	4/4/97	H	L	102	117
10/18/74	H	L	119	126	12/21/97	H	W	99	77
10/19/74	A	W	113	95	2/13/98	A	W	97	96
11/14/74	H	L	100	112	3/17/99	H	W	118	84
1/9/75	A	W	108	100	12/26/99	A	L	100	103
1/12/75	A	L	101	114	1/12/00	H	W	95	88
1/26/75	H	W	107	93	12/3/00	H	W	96	87
3/21/75	H	W	109	101	1/8/01	A	W	82	79
3/29/75	A	L	96	102	12/29/01*	A	W	105	103
4/2/75	H	W	95	92	2/3/02	H	W	104	91
11/5/75	H	W	105	95	2/15/03	A	W	92	84
11/15/75	A	W	112	110	3/7/03	H	W	83	72
12/23/75	A	L	92	101	2/4/04	H	L	86	95
1/25/76	H	W	135	107	2/19/04	A	L	100	102
1/31/76	A	W	109	100	12/13/04**	A	W	134	127
3/30/76	A	L	83	93	2/9/05	H	W	94	89
4/4/76	H	L	114	117	12/31/05	A	W	111	92
10/28/76	H	W	112	105	2/9/06	H	L	81	98
11/13/76	A	L	107	118	12/27/06	A	L	77	100
1/8/77	A	W	109	106	2/2/07	H	L	89	100
2/6/77	H	W	113	97	2/6/08	H	W	111	100
11/1/77	H	W	109	103	2/25/08	A	W	104	76
11/19/77	A	L	98	102	2/25/09	A	L	91	93
2/24/78	A	W	106	99	3/23/09	H	W	90	77
4/9/78	H	W	131	114	12/27/09	A	L	90	92
11/26/78	A	L	103	105	1/25/10	H	W	95	89
12/6/78	H	W	117	111	2/26/11	A	W	99	92
2/25/79	A	L	116	131	3/9/11	H	L	103	108
3/2/79	H	L	99	106	3/12/12	A	W	94	85
12/27/79	A	W	118	97	12/27/12	A	L	77	106
1/27/80	H	W	131	108	2/3/13	H	W	106	104
1/1/81	A	W	88	85	12/11/13	H	L	88	96
2/8/81	H	W	123	107	1/8/14	A	L	105	111
2/12/82	A	W	129	116	1/19/15	A	L	93	102
2/26/82	H	W	122	110	3/29/15	H	L	106	119
2/2/83	H	W	120	110					
2/24/83	A	L	107	122					
11/9/83	H	W	129	122					
2/22/84	A	L	107	114					
11/7/84	H	W	135	108					
12/27/84	A	W	118	103					

\* Overtime

\*\* Double-overtime

CLIPPERS: Buffalo Braves 1970-78; San Diego Clippers 1978-84; Los Angeles Clippers 1984-present.

## ALL-TIME SERIES

Boston leads 85-37 (Celtics are 43-14 at home)

CURRENT STREAK: Four Clippers Wins

LARGEST CELTICS WIN: 35 points; 119-84 on 01/09/89 @ Boston

LARGEST CLIPPERS WIN: 29 points; 106-77 on 12/27/12 @ Los Angeles



## LOS ANGELES LAKERS

Staples Center (18,997)

555 N. Nash Street, El Segundo, CA 90245

310-426-6000 • fax 310-426-6105

## 2014-15 RESULTS

Series split 1-1 (Celtics were 1-0 at TD Garden)

12/05/14 Los Angeles 96 at Boston 113

02/22/15 Boston 111 at Los Angeles 118 (OT)

## 2015-16 MATCHUPS

12/30/15 Los Angeles at Boston

04/03/16 Boston at Los Angeles

## DIRECTORY

**HEAD COACH:** ..... Byron Scott

**ASSISTANT COACHES:** ..... Paul Pressey, Jim Eyen, Mark Madsen

**ATHLETIC TRAINER:** ..... Gary Vitti

**PUBLIC AND MEDIA RELATIONS:** ..... John Black, Alison Bogli, Calder Hynes, Daniel Ramirez, Matt Flee

**CABLE TELEVISION:** ..... Time Warner Cable Sportsnet. Broadcasters: Stu Lantz, Bill MacDonald

**SPANISH TELEVISION:** ..... Time Warner Cable Deportes. Broadcasters: Adrian Garcia Marquez, Francisco Pinto

**RADIO:** ..... ESPNLA Radio (710AM). Broadcasters: John Ireland, Mychal Thompson

**SPANISH RADIO:** ..... ESPN Deportes (1330AM). Broadcasters: Fernando Gonzalez, Pepe Mantilla

## 2014-2015 SEASON SERIES (1-1) BOSTON VS. L.A. LAKERS

PLAYER	G-GS	MIN	FG-FGA	PCT	3FG-FGA	PCT	FT-FTA	PCT	OFF	DEF	TOT	AST	PF-DQ	STL	TO	BLK	PTS	AVG	HI
Thomas (TOT)	5-0	152	36-59	.610	15-25	.600	18-25	.720	2	11	13	23	11-0	13	12	0	105	21.0	24
Thomas (BOS)	1-0	25	6-13	.462	3-7	.429	6-7	.857	1	4	5	3	3-0	2	4	0	21	21.0	21
Green	1-1	29	8-10	.800	1-2	.500	2-5	.400	0	4	4	1	3-0	1	7	0	19	19.0	19
Bradley	2-2	76	15-38	.395	6-15	.400	0-3	.000	3	4	7	4	6-0	3	0	0	36	18.0	20
Sullinger	1-1	30	5-9	.556	2-3	.667	5-8	.625	3	10	13	2	2-0	2	1	0	17	17.0	17
Crowder (TOT)	2-0	50	12-21	.571	3-10	.300	5-6	.833	2	9	11	1	5-0	1	0	2	32	16.0	22
Crowder (BOS)	1-0	30	8-14	.571	1-5	.200	5-5	1.000	1	6	7	0	4-0	0	0	1	22	22.0	22
Zeller	2-2	67	14-19	.737	0-0	---	4-4	1.000	6	19	25	5	8-0	0	5	2	32	16.0	24
Rondo	1-1	31	6-17	.353	0-2	.000	0-0	---	2	6	8	16	2-0	1	1	0	12	12.0	12
Smart	1-1	31	3-9	.333	0-5	.000	5-7	.714	1	4	5	3	6-1	1	3	1	11	11.0	11
Turner	2-1	60	9-25	.360	1-4	.250	2-3	.667	3	6	9	15	3-0	4	5	0	21	10.5	12
Bass	2-1	55	9-15	.600	0-1	.000	2-3	.667	0	6	6	1	5-0	0	2	2	20	10.0	15
Datome (TOT)	1-0	12	3-8	.375	1-3	.333	0-0	---	0	1	1	1	1-0	1	1	0	7	7.0	7
Robinson (TOT)	2-0	32	6-17	.353	1-9	.111	1-2	.500	2	2	4	6	8-0	3	3	2	14	7.0	13
Olynyk	1-0	21	2-6	.333	1-3	.333	1-2	.500	0	4	4	1	3-0	0	1	1	6	6.0	6
Thornton	1-0	8	2-5	.400	1-1	1.000	0-0	---	1	3	4	1	0-0	0	0	0	5	5.0	5
Jerebko (TOT)	2-0	17	3-10	.300	1-5	.200	2-2	1.000	3	2	5	0	2-0	1	0	1	9	4.5	9
Jerebko (BOS)	1-0	5	0-2	.000	0-1	.000	0-0	---	1	0	1	0	1-0	0	0	0	0	0.0	0
Randolph (TOT)	2-0	18	1-4	.250	0-1	.000	1-3	.333	3	3	6	0	3-0	0	0	0	3	1.5	3
Wallace	2-0	9	1-2	.500	0-1	.000	0-0	---	0	1	1	1	2-0	1	0	0	2	1.0	2
Douglas-Roberts	1-0	14	0-3	.000	0-3	.000	0-0	---	0	2	2	0	4-0	0	0	0	0	0.0	0
Pressey	1-0	16	0-3	.000	0-2	.000	0-0	.000	0	1	2	0	1-0	0	2	0	0	0.0	0
Young	2-0	12	0-1	.000	0-1	.000	0-0	---	1	1	2	1	1-0	0	1	0	0	0.0	0
<b>CELTICS</b>	<b>2</b>	<b>505</b>	<b>88-188</b>	<b>.468</b>	<b>16-53</b>	<b>.302</b>	<b>32-49</b>	<b>.653</b>	<b>23</b>	<b>79</b>	<b>102</b>	<b>56</b>	<b>50-1</b>	<b>15</b>	<b>35</b>	<b>7</b>	<b>224</b>	<b>112.0</b>	<b>113</b>
<b>LAKERS</b>	<b>2</b>	<b>505</b>	<b>81-176</b>	<b>.460</b>	<b>13-34</b>	<b>.382</b>	<b>39-57</b>	<b>.684</b>	<b>13</b>	<b>71</b>	<b>84</b>	<b>36</b>	<b>45-1</b>	<b>10</b>	<b>30</b>	<b>8</b>	<b>214</b>	<b>107.0</b>	<b>118</b>

## 2014-2015 SEASON SERIES (1-1) L.A. LAKERS VS. BOSTON

PLAYER	G-GS	MIN	FG-FGA	PCT	3FG-FGA	PCT	FT-FTA	PCT	OFF	DEF	TOT	AST	PF-DQ	STL	TO	BLK	PTS	AVG	HI
Bryant	1-1	33	9-21	.429	1-3	.333	3-3	1.000	0	3	3	3	1-0	1	3	0	22	22.0	22
Lin	2-1	50	15-23	.652	2-4	.500	7-9	.778	0	0	0	8	6-0	1	3	0	39	19.5	25
Young	2-0	49	10-23	.435	4-8	.500	11-14	.786	0	4	4	2	3-0	1	1	1	35	17.5	19
Hill	2-1	41	9-15	.600	0-0	---	5-7	.714	2	7	9	1	2-0	0	5	2	25	11.5	13
Johnson	2-1	58	9-16	.563	2-6	.333	2-2	1.000	1	7	8	2	2-0	2	5	1	22	11.0	22
Ellington	2-1	49	7-14	.500	2-3	.667	2-2	1.000	0	9	9	5	3-0	0	1	0	18	9.0	11
Boozer	2-2	46	7-16	.438	0-0	---	0-3	.000	2	13	15	2	7-0	0	4	0	14	7.0	12
Clarkson	2-1	19	5-9	.556	1-3	.333	1-1	1.000	0	4	4	2	3-0	0	3	0	12	6.0	9
Kelly	1-1	21	2-5	.400	0-2	.000	2-2	1.000	0	3	3	0	1-0	0	0	0	6	6.0	6
Davis	2-0	56	4-8	.500	0-0	---	3-10	.300	4	12	16	1	3-0	0	3	1	5.5	6	6
Price	2-0	42	3-13	.231	1-5	.200	3-4	.750	2	3	5	8	8-1	5	2	0	10	5.0	7
Black (TOT)	2-0	8	0-1	.000	0-0	---	2-4	.500	2	3	5	0	5-0	0	2	1	2	1.0	2
Black (LAL)	1-0	4	0-1	.000	0-0	---	0-0	---	1	2	3	0	3-0	0	1	0	0	0.0	0
Sacre	2-1	38	1-12	.083	0-0	---	0-0	---	1	4	5	2	3-0	0	1	1	2	1.0	2
<b>LAKERS</b>	<b>2</b>	<b>505</b>	<b>81-176</b>	<b>.460</b>	<b>13-34</b>	<b>.382</b>	<b>39-57</b>	<b>.684</b>	<b>13</b>	<b>71</b>	<b>84</b>	<b>36</b>	<b>45-1</b>	<b>10</b>	<b>30</b>	<b>8</b>	<b>214</b>	<b>107.0</b>	<b>118</b>
<b>CELTICS</b>	<b>2</b>	<b>505</b>	<b>88-188</b>	<b>.468</b>	<b>16-53</b>	<b>.302</b>	<b>32-49</b>	<b>.653</b>	<b>23</b>	<b>79</b>	<b>102</b>	<b>56</b>	<b>50-1</b>	<b>15</b>	<b>35</b>	<b>7</b>	<b>224</b>	<b>112.0</b>	<b>113</b>



## CELTICS VS. LAKERS GAME-BY-GAME RESULTS (SINCE 1960-61)

Date	H/A	W/L	Celtics	Opp	Date	H/A	W/L	Celtics	Opp	Date	H/A	W/L	Celtics	Opp
11/12/60	N	W	131	124	2/17/67	A	W	120	119	2/23/83	A	W	113	104
12/2/60	H	L	117	120	3/5/67	H	W	130	105	2/8/84	H	L	109	111
12/4/60	A	W	113	103	11/3/67	H	W	105	104	2/24/84	A	L	108	116
12/5/60	A	W	123	101	12/11/67	H	W	123	119	1/16/85	H	W	104	102
12/17/60	H	W	140	112	12/17/67	A	W	123	117	2/17/85	A	L	111	117
1/3/61	A	W	102	96	1/3/68	A	W	113	103	1/22/86	H	W	110	95
1/19/61	N	W	106	103	1/26/68	H	L	112	118	2/16/86	A	W	105	99
2/7/61	N	W	96	95	2/11/68	H	L	104	141	12/12/86	H	L	110	117
2/14/61	N	W	113	93	2/21/68	A	L	117	122	2/15/87	A	L	103	106
2/22/61	A	L	93	105	11/19/68	A	L	106	116	12/11/87	H	L	114	115
11/18/61	H	L	101	103	11/29/68	H	L	92	93	2/14/88	A	L	106	115
12/19/61	A	L	101	104	1/10/69	H	W	88	82	12/16/88	H	W	110	96
12/26/61	H	W	129	117	2/21/69	A	W	124	102	2/19/89	A	L	110	119
1/7/62	A	W	118	95	3/7/69*	A	L	99	105	12/15/89	H	L	110	119
1/23/62	N	W	118	103	3/16/69	H	L	73	108	2/18/90	A	L	110	116
2/1/62	N	W	130	115	12/10/69	H	W	111	99	1/27/91	H	L	87	104
2/18/62	A	L	99	125	12/28/69	A	L	99	109	2/15/91	A	W	98	85
2/20/62	A	W	115	96	1/16/70	H	L	103	108	11/29/91	H	W	114	91
3/11/62	H	W	119	105	2/22/70	A	L	96	108	2/16/92	A	W	114	107
11/19/62	H	L	120	133	3/1/70	H	L	114	120	1/31/93	H	L	87	96
12/7/62	H	W	126	112	3/18/70	A	W	137	122	2/19/93	A	W	129	119
1/4/63	A	L	123	125	12/2/70	H	W	114	111	2/27/94	A	L	97	100
1/5/63	A	L	104	106	12/25/70	A	L	113	123	3/4/94	H	W	109	99
1/20/63	H	W	133	121	2/21/71	A	L	116	124	1/20/95	H	L	118	120
2/12/63	N	W	120	93	2/24/71	H	W	116	96	3/17/95	A	W	118	92
2/13/63	H	L	128	134	3/17/71	H	W	112	104	12/26/95	A	L	91	102
2/22/63	A	L	105	113	11/14/71	A	L	115	128	1/24/96	H	L	107	124
2/24/63	A	W	119	109	12/1/71	H	L	111	124	11/27/96	H	W	110	94
11/13/63	N	W	114	110	1/2/72	A	L	113	122	12/27/96	A	L	102	109
11/27/63	H	W	114	78	2/10/72	H	W	121	108	11/26/97	H	L	103	118
12/26/63	H	W	126	110	2/20/72	A	L	113	132	12/28/97	A	W	108	102
1/4/64*	A	L	118	125	10/13/72	H	W	112	104	12/20/99	H	L	90	99
1/5/64	A	L	95	97	12/15/72	A	W	102	98	2/25/00	A	L	96	109
1/17/64	H	W	99	79	2/17/73*	H	W	113	112	3/13/01	A	L	107	112
2/11/64	H	L	109	113	3/9/73	A	W	119	111	4/6/01	H	L	96	100
2/12/64*	A	W	104	97	12/16/73	A	W	115	110	2/19/02	A	W	109	108
2/16/64	A	W	92	90	1/11/74	H	L	103	111	4/5/02	H	W	99	81
11/13/64	H	L	112	114	3/6/74	A	L	111	116	11/7/02*	H	W	98	95
12/8/64	A	W	108	98	3/10/74	H	W	94	82	3/21/03	A	L	96	104
12/28/64	H	W	133	112	12/4/74	H	W	101	90	12/28/03	A	L	82	105
1/7/65	A	W	112	104	1/3/75	A	W	127	106	3/10/04	H	L	109	117
1/9/65	A	W	107	103	1/10/75	H	W	103	97	2/22/05	A	L	95	104
1/24/65	H	W	117	93	2/23/75	A	W	119	115	3/2/05	H	W	104	101
2/7/65	H	W	101	97	12/28/75	A	W	123	113	2/26/06	A	W	112	111
2/21/65	A	L	114	129	1/7/76	H	W	109	103	3/20/06	H	L	97	105
2/24/65	A	W	97	95	2/20/76	A	W	125	113	1/31/07	H	L	98	111
3/3/65	H	L	102	104	3/10/76	H	W	92	89	2/23/07	A	L	96	122
10/20/65	H	W	100	96	11/10/76	H	W	117	112	11/23/07	H	W	107	94
11/17/65	A	L	115	125	12/28/76	A	L	105	134	12/30/07	A	W	110	91
11/27/65	H	W	101	95	2/4/77	H	W	99	98	12/25/08	A	L	83	92
12/8/65	H	W	108	106	12/18/77	A	L	97	104	2/5/09*	H	L	109	110
1/2/66	A	W	124	113	2/1/78*	H	W	103	100	1/31/10	H	L	89	90
1/5/66	A	L	113	120	2/17/78	A	L	106	114	2/18/10	A	W	87	86
1/12/66	H	W	114	102	1/10/79	H	L	89	99	1/30/11	A	W	109	96
2/13/66	H	L	110	120	2/23/79	A	L	104	113	2/10/11	H	L	86	92
2/19/66	A	W	115	111	3/11/79	H	W	108	106	2/9/12	H	L	87	88
2/21/66	A	W	115	108	3/18/79	A	L	111	122	3/11/12	A	L	94	97
11/2/66	H	W	133	108	12/28/79	A	L	105	123	2/7/13	H	W	116	95
12/18/66	A	L	125	127	1/13/80	H	L	98	100	2/20/13	A	L	99	113
12/26/66	H	W	121	106	1/18/81	H	W	98	96	1/17/14	H	L	104	107
1/1/67	A	L	110	111	2/11/81	A	W	105	91	2/21/14	A	L	92	101
1/6/67	A	L	99	102	2/7/82	H	L	113	119	12/5/14	H	W	113	96
1/22/67*	H	W	121	120	2/14/82	A	W	108	103	2/22/15*	A	L	111	118
2/15/67	A	L	114	124	1/30/83	H	W	110	95					

\* Overtime  
\*\* Double-overtime

**LAKERS:** Minneapolis Lakers 1948-60; Los Angeles Lakers 1960-present.

## ALL-TIME SERIES

Boston leads 155-127 (Celtics are 79-48 at home)

**CURRENT STREAK:** One Lakers Win

**LARGEST CELTICS WIN:** 44 points; 119-75 on 11/11/55 @ Boston

**LARGEST LAKERS WIN:** 37 points; 141-104 on 02/11/68 @ Boston



## MEMPHIS GRIZZLIES

FedExForum (18,119)

191 Beale Street, Memphis, TN 38103

901-205-1234 • fax 901-205-1497

## 2014-15 RESULTS

Series split 1-1 (Celtics were 1-0 at TD Garden)

11/21/14 Boston 100 at Memphis 117

03/11/15 Memphis 92 at Boston 95

## 2015-16 MATCHUPS

01/10/16 Boston at Memphis

03/09/16 Memphis at Boston

## DIRECTORY

**HEAD COACH:** ..... David Joergers

**ASSISTANT COACHES:** ..... Elston Turner, Jeff Bzdelik, Bob Thornton, Shawn Respert, Duane Ticknor, Jason March

**ATHLETIC TRAINER:** ..... Drew Graham

**PUBLIC AND MEDIA RELATIONS:** ..... Jason Wallace, Ross Wooden, Kerri Harper

**BROADCAST TELEVISION:** ..... Fox Sports Southeast. Broadcasters: Pete Pranica, Sean Tuohy, Brevin Knight, Rob Fischer, Chris Vernon

**RADIO:** ..... WMFS ESPN 92.9/680AM. Broadcasters: Eric Hasseltine, Elliot Perry, Hank McDowell

## 2014-2015 SEASON SERIES (1-1) BOSTON VS. MEMPHIS

PLAYERS	G-GS	MIN	FG-FGA	PCT	3FG-FGA	PCT	FT-FTA	PCT	OFF	DEF	TOT	AST	PF-DQ	STL	TO	BLK	PTS	AVG	HI
Thomas (TOT)	3-0	90	19-45	.422	5-18	.278	16-16	1.000	0	4	7	8	2	12	0	59	19.7	24	
Olynyk	2-1	47	12-24	.500	5-11	.455	4-6	.667	4	8	12	4	8-0	4	6	1	33	16.5	18
Crowder (TOT)	2-0	52	11-18	.611	6-7	.857	1-1	1.000	4	5	9	4	6-0	4	2	1	29	14.5	16
Crowder (BOS)	1-0	28	6-12	.500	3-4	.750	1-1	1.000	1	2	3	3	2-0	2	1	0	16	16.0	16
Bradley	2-2	60	13-26	.500	2-10	.200	0-0	---	1	4	5	2	1-0	2	3	0	28	14.0	17
Sullinger	1-1	25	5-10	.500	3-6	.500	0-2	.000	1	5	6	1	3-0	1	1	3	15	13.0	13
Green	1-1	34	3-11	.273	0-3	.000	6-8	.750	0	6	6	4	2-0	1	1	1	12	12.0	12
Thornton	1-0	19	4-11	.364	2-7	.286	1-2	.500	1	0	1	0	0-0	1	2	0	11	11.0	11
Bass	2-1	51	10-15	.667	0-1	.000	1-1	1.000	3	5	8	4	2-0	0	2	1	21	10.5	12
Zeller	2-1	40	6-15	.400	0-0	---	8-8	1.000	7	6	13	5	6-0	0	3	4	20	10.0	12
Turner	2-1	47	6-15	.400	0-0	---	2-2	1.000	1	5	6	12	1-0	1	2	0	14	7.0	10
Jerebko (TOT)	2-0	35	5-9	.556	2-2	1.000	0-0	---	2	3	5	0	2-0	0	1	0	12	6.0	7
Jerebko (BOS)	1-0	16	3-7	.429	1-1	1.000	0-0	---	2	2	4	0	2-0	0	1	0	7	7.0	7
Smart	1-1	34	2-8	.250	0-2	.000	1-2	.500	0	3	3	4	2-0	2	2	1	5	5.0	5
Rondo	1-1	28	2-6	.333	0-1	.000	0-0	---	0	5	5	4	0-0	1	2	0	4	4.0	4
Pressey	2-0	38	1-8	.125	1-6	.167	4-6	.667	0	2	2	6	0-0	3	2	0	7	3.5	5
Datome (TOT)	1-0	10	1-3	.333	0-1	.000	0-0	---	0	0	0	1	0-0	0	1	2	2.0	2	
Datome (BOS)	1-0	10	1-3	.333	0-1	.000	0-0	---	0	0	0	1	0-0	0	1	2	2.0	2	
Powell	1-0	2	1-1	1.000	0-0	---	0-0	---	0	0	0	0	1-0	0	0	0	2	2.0	2
Randolph (TOT)	1-0	2	0-0	---	0-0	---	0-0	---	0	0	0	0	0-0	0	0	0	0	0.0	0
Young	1-0	2	0-1	.000	0-1	.000	0-0	---	0	0	0	0	0-0	0	0	0	0	0.0	0
CELTICS	2	480	75-173	.434	17-54	.315	28-38	.737	21	53	74	50	30-0	18	29	12	195	97.5	100
GRIZZLIES	2	480	85-169	.503	13-28	.464	26-27	.963	19	72	91	52	35-0	15	35	8	209	104.5	117

## 2014-2015 SEASON SERIES (1-1) MEMPHIS VS. BOSTON

PLAYER	G-GS	MIN	FG-FGA	PCT	3FG-FGA	PCT	FT-FTA	PCT	OFF	DEF	TOT	AST	PF-DQ	STL	TO	BLK	PTS	AVG	HI
Gasol	2-2	64	17-31	.548	0-1	.000	7-7	1.000	5	10	15	6	5-0	1	7	2	41	20.5	32
Leuer	1-0	22	9-13	.692	1-2	.500	0-0	---	1	6	7	4	4-0	2	1	1	19	19.0	19
Conley	2-2	61	15-21	.714	5-9	.556	0-0	---	0	5	5	11	2-0	2	6	0	35	17.5	20
Allen	1-0	27	7-9	.778	0-0	---	2-2	1.000	2	3	5	2	2-0	2	3	2	16	16.0	16
Randolph	2-2	61	11-21	.524	0-0	---	8-8	1.000	3	21	24	9	3-0	0	5	0	30	15.0	16
Je. Green (TOT)	1-1	32	4-13	.308	1-2	.500	2-2	1.000	1	3	4	1	1-0	1	0	0	11	11.0	11
Je. Green (MEM)	1-1	32	4-13	.308	1-2	.500	2-2	1.000	1	3	4	1	1-0	1	0	0	11	11.0	11
Prince	1-1	26	3-9	.333	1-2	.500	0-0	---	1	6	7	1	2-0	0	1	0	7	7.0	7
Udrih	2-0	41	6-14	.429	1-2	.500	1-2	.500	2	1	3	4	2-0	3	4	1	14	7.0	9
Lee	2-2	56	4-15	.267	2-6	.333	2-2	1.000	0	5	5	4	2-0	2	2	0	12	6.0	7
Carter	2-0	32	4-11	.364	2-4	.500	0-0	---	1	2	3	5	4-0	2	1	0	10	5.0	8
Ja. Green (TOT)	1-0	5	2-3	.667	0-0	---	0-0	---	1	3	4	0	0-0	0	1	0	4	4.0	4
Ja. Green (MEM)	1-0	5	2-3	.667	0-0	---	0-0	---	1	3	4	0	0-0	0	1	0	4	4.0	4
Koufos	2-0	29	3-4	.750	0-0	---	2-2	1.000	0	5	5	0	7-0	0	2	1	8	4.0	4
Adams	1-0	13	0-2	.000	0-0	---	2-2	1.000	0	2	2	2	0-0	0	1	1	2	2.0	2
Galathes	1-0	11	0-3	.000	0-0	---	0-0	---	1	0	1	2	0-0	0	1	0	0	0.0	0
Stokes	1-0	1	0-0	---	0-0	---	0-0	---	1	0	1	1	1-0	0	0	0	0	0.0	0
<b>GRIZZLIES</b>	<b>2</b>	<b>480</b>	<b>85-169</b>	<b>.503</b>	<b>13-28</b>	<b>.464</b>	<b>26-27</b>	<b>.963</b>	<b>19</b>	<b>72</b>	<b>91</b>	<b>52</b>	<b>35-0</b>	<b>15</b>	<b>35</b>	<b>8</b>	<b>209</b>	<b>104.5</b>	<b>117</b>
<b>CELTICS</b>	<b>2</b>	<b>480</b>	<b>75-173</b>	<b>.434</b>	<b>17-54</b>	<b>.315</b>	<b>28-38</b>	<b>.737</b>	<b>21</b>	<b>53</b>	<b>74</b>	<b>50</b>	<b>30-0</b>	<b>18</b>	<b>29</b>	<b>12</b>	<b>195</b>	<b>97.5</b>	<b>100</b>



## CELTICS VS. GRIZZLIES GAME-BY-GAME RESULTS

Date	H/A	W/L	Celtics	Opp
12/30/95	A	L	95	103
1/31/96	H	W	131	98
2/2/97	H	L	92	102
2/14/97	A	L	106	109
1/15/98	H	W	97	93
2/18/98	A	W	114	105
2/17/99***	A	W	131	129
1/10/00	H	L	103	112
2/24/00	A	W	101	77
11/26/00	H	L	87	98
2/13/01	A	L	98	99
12/23/01	H	W	85	80
3/15/02	A	W	103	97
10/31/03	A	W	93	91
12/1/03	H	L	89	96
12/29/04	A	L	109	117
2/16/05	H	W	90	88
11/9/05	H	W	99	98
3/14/06	A	L	76	93
12/6/06	H	L	96	98
1/5/07	A	W	128	119
1/4/08	H	W	100	96
3/8/08	A	W	119	89
3/13/09	H	W	102	92
3/21/09	A	W	105	87
12/14/09	A	W	110	105
3/10/10	H	L	91	111
11/13/10*	A	W	116	110
3/23/11	H	L	87	90
2/5/12	H	W	98	80
1/2/13	H	L	83	93
3/23/13	A	L	106	110
11/4/13	A	L	88	95
11/27/13	H	L	93	100
11/21/14	A	L	100	117
3/11/15	H	W	95	92

\* Overtime  
\*\* Double-overtime  
\*\*\* Triple-overtime

GRIZZLIES: Vancouver Grizzlies 1995-2000; Memphis Grizzlies 2000-present.

## ALL-TIME SERIES

Boston leads 19-17 (Celtics are 9-9 at home)

**CURRENT STREAK:** One Celtics Win

**LARGEST CELTICS WIN:** 33 points; 131-98 on 01/31/96 @ Boston

**LARGEST GRIZZLIES WIN:** 20 points; 111-91 on 03/10/10 @ Boston



## MIAMI HEAT

AmericanAirlines Arena (19,600)  
601 Biscayne Boulevard, Miami, FL 33132  
786-777-HEAT • fax 786-777-1615

## 2014-15 RESULTS

Miami won 3-1 (Celtics were 0-2 at TD Garden)

12/21/14 Boston 84 at Miami 100  
02/01/15 Miami 83 at Boston 75  
03/09/15 Boston 100 at Miami 90  
03/25/15 Miami 93 at Boston 86

## 2015-16 MATCHUPS

11/30/15 Boston at Miami  
02/27/16 Miami at Boston  
04/13/16 Miami at Boston

## DIRECTORY

**HEAD COACH:** ..... Erik Spoelstra  
**ASSISTANT HEAD COACH:** ..... David Fizdale  
**ASSISTANT HEAD COACH:** ..... Juwan Howard, Keith Smart, Dan Craig, Chris Quinn  
**ATHLETIC TRAINER:** ..... Jay Sabol  
**PUBLIC AND MEDIA RELATIONS:** ..... Tim Donovan, Rob Wilson, Michael Lissack, Nick Maiorana  
**CABLE TELEVISION:** ..... Fox Sports Sun. Broadcasters: Eric Reid, Tony Fiorentino, Jason Jackson  
**RADIO:** ..... The Ticket (790 AM). Broadcasters: Mike Inglis, John Crotty, Ron Rothstein  
**SPANISH RADIO:** ..... WAQI (710AM). Broadcasters: Jose Paneda, Joe Pujala

## 2014-2015 SEASON SERIES (1-3) BOSTON VS. MIAMI

PLAYER	G-GS	MIN	FG-FGA	PCT	3FG-FGA	PCT	FT-FTA	PCT	OFF	DEF	TOT	AST	PF-DQ	STL	TO	BLK	PTS	AVG	HI
Thomas (TOT)	2-0	51	9-24	.375	3-13	.231	8-11	.727	0	1	1	4	4-0	0	6	0	29	14.5	25
Thomas (BOS)	2-0	51	9-24	.375	3-13	.231	8-11	.727	0	1	1	4	4-0	0	6	0	29	14.5	25
Zeller	4-4	90	25-38	.605	0-0	---	9-15	.692	15	12	25	6	9-0	0	5	4	55	13.8	22
Green	1-1	33	4-12	.333	3-7	.429	2-2	1.000	0	3	3	5	0-0	0	1	0	13	13.0	13
Bradley	3-3	94	14-34	.412	3-11	.273	2-5	.667	2	10	12	6	8-0	4	7	0	33	11.0	17
Bass	4-3	98	18-36	.500	0-1	.000	6-10	.600	11	11	22	6	4-0	6	2	3	42	10.5	15
Datome (TOT)	2-0	33	8-12	.667	3-4	.750	0-0	---	1	4	5	0	6-0	0	0	0	19	9.5	13
Datome (BOS)	2-0	33	8-12	.667	3-4	.750	0-0	---	1	4	5	0	6-0	0	0	0	19	9.5	13
Olynyk	3-0	66	10-25	.400	1-8	.125	6-8	.750	0	6	6	6	8-0	2	1	1	27	9.0	13
Thornton	1-0	17	3-9	.333	1-4	.250	2-2	1.000	1	2	3	0	3-0	2	1	0	9	9.0	9
Sullinger	2-1	40	7-19	.368	0-2	.000	2-4	.500	2	7	9	1	5-0	1	6	0	16	8.0	9
Crowder (TOT)	5-2	103	10-23	.435	3-8	.375	15-18	.833	6	13	19	6	11-0	3	5	1	38	7.6	16
Crowder (BOS)	4-2	91	5-17	.294	1-6	.167	12-15	.800	5	13	18	5	10-0	3	5	1	23	5.8	16
Wright	1-0	13	3-5	.600	0-0	---	0-0	---	2	1	3	0	0-0	0	1	0	6	6.0	6
Smart	4-3	116	6-25	.240	4-16	.250	5-6	.833	4	13	17	16	15-1	6	7	1	21	5.3	9
Turner	4-3	93	7-29	.241	1-4	.250	4-4	1.000	1	16	17	12	5-0	1	4	1	19	4.8	8
Jerebko (TOT)	3-0	51	6-17	.353	0-5	.000	1-1	1.000	3	10	13	1	7-0	0	1	0	13	4.3	9
Jerebko (BOS)	2-0	46	6-16	.375	0-4	.000	1-1	1.000	3	10	13	1	7-0	0	1	0	13	6.5	9
Pressey	3-0	27	4-8	.500	0-0	---	4-6	.667	1	4	5	8	1-0	1	2	1	12	4.0	11
Nelson	1-0	20	1-6	.167	1-5	.200	0-0	---	1	1	2	3	2-0	1	2	0	3	3.0	3
Young	1-0	9	1-2	.500	0-1	.000	1-2	.500	0	3	3	0	0-0	0	0	0	3	3.0	3
Wallace	3-0	24	1-3	.333	0-0	---	0-0	---	1	3	4	2	2-0	1	2	1	2	0.7	2
Douglas-Roberts	1-0	1	0-0	---	0-0	---	0-0	---	0	0	0	0	0-0	0	0	0	0	0.0	0
<b>CELTICS</b>	<b>4</b>	<b>960</b>	<b>130-320</b>	<b>.406</b>	<b>21-86</b>	<b>.244</b>	<b>64-87</b>	<b>.736</b>	<b>48</b>	<b>120</b>	<b>168</b>	<b>79</b>	<b>87-1</b>	<b>28</b>	<b>57</b>	<b>13</b>	<b>345</b>	<b>86.3</b>	<b>100</b>
<b>HEAT</b>	<b>4</b>	<b>960</b>	<b>132-301</b>	<b>.439</b>	<b>23-83</b>	<b>.277</b>	<b>79-104</b>	<b>.760</b>	<b>29</b>	<b>125</b>	<b>154</b>	<b>74</b>	<b>77-0</b>	<b>28</b>	<b>61</b>	<b>20</b>	<b>366</b>	<b>91.5</b>	<b>100</b>

## 2014-2015 SEASON SERIES (3-1) MIAMI VS. BOSTON

PLAYER	G-GS	MIN	FG-FGA	PCT	3FG-FGA	PCT	FT-FTA	PCT	OFF	DEF	TOT	AST	PF-DQ	STL	TO	BLK	PTS	AVG	HI
Wade	1-1	35	13-23	.565	2-4	.500	6-7	.857	0	4	4	2	2-0	0	4	0	34	34.0	34
G. Dragic (TOT)	2-2	70	17-31	.548	5-9	.556	5-7	.714	1	10	11	14	5-0	2	7	0	44	22.0	22
G. Dragic (MIA)	1-1	37	8-16	.500	2-3	.667	4-6	.667	1	4	5	7	2-0	0	4	0	22	22.0	22
Bosh	1-1	35	6-9	.316	1-4	.250	5-7	.714	2	5	7	2	1-0	0	4	1	18	18.0	18
Deng	3-3	106	17-40	.425	3-10	.300	12-15	.823	3	9	12	6	5-0	4	4	1	49	16.3	23
Whiteside (TOT)	2-2	52	12-23	.522	0-0	---	3-6	.500	4	14	18	0	7-0	0	1	3	27	13.5	20
Whiteside (MIA)	2-2	52	12-23	.522	0-0	---	3-6	.500	4	14	18	0	7-0	0	1	3	27	13.5	20
Beasley	2-0	46	8-21	.381	0-5	.000	4-4	1.000	1	2	3	2	3-0	2	3	2	20	10.0	14
Ennis	3-0	71	8-18	.444	3-8	.375	11-12	.917	5	12	17	1	6-0	2	4	2	30	10.0	16
Cole	2-1	61	9-18	.500	0-2	.000	1-2	.500	1	5	6	8	2-0	0	2	1	19	9.5	15
Johnson	5-0	80	10-24	.417	2-6	.333	5-8	.625	3	11	14	6	4-0	5	3	4	27	9.0	13
Chalmers	4-4	132	11-28	.393	1-8	.125	10-18	.556	2	8	10	23	13-0	6	12	1	33	8.3	12
Haslem	3-1	67	8-13	.615	0-0	---	6-7	.857	3	15	18	3	3-0	3	5	1	22	7.3	12
Walker	2-2	53	4-10	.400	4-10	.400	2-2	1.000	1	7	8	2	6-0	0	4	0	14	7.0	12
Granger	2-1	40	4-13	.308	1-8	.125	4-4	1.000	2	5	7	2	6-0	1	0	0	13	6.5	7
Andersen	3-1	61	7-10	.700	1-1	1.000	3-5	.600	1	15	16	3	3-0	2	0	2	18	6.0	7
Williams	2-1	40	4-12	.333	2-8	.250	1-1	1.000	0	5	5	0	8-0	2	2	2	11	5.5	11
Napier	3-1	38	3-12	.250	1-6	.167	2-2	1.000	0	4	4	7	5-0	1	1	0	9	3.0	5
Hamilton	1-0	7	0-1	.000	0-0	---	0-0	---	0	0	0	0	0-0	0	0	0	0	0.0	0
<b>HEAT</b>	<b>4</b>	<b>960</b>	<b>132-301</b>	<b>.439</b>	<b>23-83</b>	<b>.277</b>	<b>79-104</b>	<b>.760</b>	<b>29</b>	<b>125</b>	<b>154</b>	<b>74</b>	<b>77-0</b>	<b>28</b>	<b>61</b>	<b>20</b>	<b>366</b>	<b>91.5</b>	<b>100</b>
<b>CELTICS</b>	<b>4</b>	<b>960</b>	<b>130-320</b>	<b>.406</b>	<b>21-86</b>	<b>.244</b>	<b>64-87</b>	<b>.736</b>	<b>48</b>	<b>120</b>	<b>168</b>	<b>79</b>	<b>87-1</b>	<b>28</b>	<b>57</b>	<b>13</b>	<b>345</b>	<b>86.3</b>	<b>100</b>





## CELTICS VS. HEAT GAME-BY-GAME RESULTS

Date	H/A	W/L	Celtics	Opp	Date	H/A	W/L	Celtics	Opp
11/15/88	A	W	84	65	1/20/04	A	W	86	84
1/29/89	H	W	121	103	4/7/04	A	L	101	104
1/13/90	A	W	105	96	4/12/04	H	L	77	84
1/24/90	H	W	116	95	11/28/04	A	L	104	106
3/2/90	A	W	122	110	12/21/04	A	L	100	108
4/7/90	A	W	115	105	4/15/05	H	W	101	99
4/12/90	H	W	159	118	2/6/06	A	L	98	114
11/26/90	H	W	118	101	3/1/06	H	L	96	103
12/15/90	A	W	114	100	3/16/06	A	L	104	107
3/6/91	H	W	126	117	4/19/06	H	W	85	78
3/28/91	A	L	88	90	2/7/07	H	L	79	91
4/12/91	H	W	119	109	4/6/07	H	L	85	88
11/5/91	A	W	93	89	4/16/07	A	W	91	89
12/4/91	H	W	124	97	11/16/07	H	W	92	91
12/21/91	A	L	101	112	11/30/07	A	W	95	85
3/10/92	A	L	101	108	1/29/08	A	W	117	87
4/19/92	H	W	109	93	3/30/08	H	W	88	62
11/10/92	A	L	106	110	1/21/09	A	W	98	83
12/4/92	H	W	114	104	3/11/09	A	L	99	107
3/24/93	H	W	115	109	3/18/09*	H	W	112	108
4/17/93	A	W	103	100	4/10/09	H	W	105	98
11/26/93	H	L	93	101	11/29/09	A	W	92	85
12/11/93	A	L	80	111	1/6/10	A	W	112	106
1/26/94	H	W	103	98	2/3/10	H	W	107	102
3/7/94	A	W	112	104	10/26/10	H	W	88	80
3/13/94	H	L	87	106	11/11/10	A	W	112	107
11/18/94	A	W	115	111	2/13/11	H	W	85	82
1/4/95	H	W	117	113	4/10/11	A	L	77	100
1/18/95	A	L	93	121	12/27/11	A	L	107	115
3/28/95	A	W	126	115	4/1/12	H	W	91	72
3/31/95	H	W	100	99	4/10/12	A	W	115	107
12/4/95**	H	W	121	120	4/24/12	H	W	78	66
12/6/95	A	W	105	101	10/30/12	A	L	107	120
2/3/96	A	W	100	99	1/27/13**	H	W	100	98
3/24/96	H	L	95	111	3/18/13	H	L	103	105
11/30/96	A	L	77	78	4/12/13	A	L	101	109
1/16/97	H	L	94	102	11/9/13	A	W	111	110
1/29/97	A	L	83	103	1/21/14	A	L	86	93
2/5/97	H	L	117	118	3/19/14	H	W	101	96
11/5/97	H	L	74	90	12/21/14	A	L	84	100
12/5/97	A	L	97	117	2/1/15	H	L	75	83
3/25/98	H	L	91	105	3/9/15	A	W	100	90
3/31/98	A	L	95	121	3/25/15	H	L	86	93
2/9/99	A	W	108	101					
4/16/99	H	W	82	81					
4/29/99	A	W	107	96					
11/20/99	A	L	92	110					
12/3/99	H	W	96	84					
1/25/00	A	L	89	115					
2/2/00	H	L	103	105					
1/6/01	A	L	86	112					
1/10/01	H	W	88	76					
4/3/01	A	W	82	77					
4/11/01	H	L	97	102					
11/27/01	A	W	84	83					
1/4/02	H	L	66	89					
3/25/02	A	W	87	82					
4/10/02	H	W	70	65					
12/18/02	H	L	81	91					
12/21/02	A	L	70	90					
4/2/03	H	W	90	62					
4/13/03	A	W	94	86					
10/29/03	H	W	98	75					

\* Overtime

\*\* Double-overtime

## ALL-TIME SERIES

Boston leads 62-44 (Celtics are 33-18 at home)

CURRENT STREAK: One Heat Win

LARGEST CELTICS WIN: 30 points; 117-87 on 01/29/08 @ Miami

LARGEST HEAT WIN: 31 points; 111-80 on 12/11/93 @ Miami



## MILWAUKEE BUCKS

BMO Harris Bradley Center (18,717)

1001 North Fourth Street, Milwaukee, WI 53203

414-227-0500 • fax 414-294-4890

## 2014-15 RESULTS

Milwaukee wins 2-1 (Celtics were 0-1 at TD Garden)

02/07/15 Boston 93 at Milwaukee 96

04/03/15 Milwaukee 110 at Boston 101

04/15/15 Boston 105 at Milwaukee 100

## 2015-16 MATCHUPS

11/10/15 Boston at Milwaukee

02/09/16 Boston at Milwaukee

02/25/16 Milwaukee at Boston

04/08/16 Milwaukee at Boston

## DIRECTORY

**HEAD COACH:** ..... Jason Kidd

**ASSISTANT COACHES:** ..... Joe Prunty, Eric Hughes, Greg Foster, Sean Sweeney, Josh Oppenheimer

**ATHLETIC TRAINER:** ..... Troy Flanagan

**PUBLIC AND MEDIA RELATIONS:** ..... Dan Smyczek, Mark Rosenberg, Kristen Deahl

**BROADCAST TELEVISION:** ..... FOX Sports Wisconsin. Broadcasters: Jim Paschke, Jon McGlocklin, Gus Johnson, Marques Johnson

**RADIO:** ..... WTMJ (620AM). Broadcasters: Ted Davis, Dennis Krause

## 2014-2015 SEASON SERIES (1-2) BOSTON VS. MILWAUKEE

PLAYER	G-GS	MIN	FG-FGA	PCT	3FG-FGA	PCT	FT-FTA	PCT	OFF	DEF	TOT	AST	PF-DQ	STL	TO	BLK	PTS	AVG	HI
Thomas (TOT)	3-0	84	18-32	.563	8-14	.571	18-21	.857	1	5	6	9	0	1	10	0	62	20.7	23
Thomas (BOS)	1-0	26	7-12	.583	2-5	.400	7-8	.875	0	1	1	6	4	0	5	0	23	23.0	23
Thornton	1-0	20	5-11	.455	3-7	.429	1-3	.333	2	2	4	1	1-0	2	0	0	14	14.0	14
Bradley	2-2	71	11-30	.367	5-16	.313	0-0	---	0	7	7	3	4-0	1	0	0	27	13.5	17
Datome (TOT)	2-1	36	9-17	.529	3-8	.375	1-1	1.000	1	5	6	2	1-0	0	1	1	22	11.0	22
Datome (BOS)	2-1	36	9-17	.529	3-8	.375	1-1	1.000	1	5	6	2	1-0	0	1	1	22	11.0	22
Olynyk	2-0	41	7-15	.467	5-8	.625	2-2	1.000	1	8	9	3	4-0	4	3	0	21	10.5	16
Sullinger	3-1	61	13-30	.433	1-7	.143	1-4	.250	4	8	12	6	6-0	3	2	4	28	9.3	17
Young	1-0	24	3-7	.429	1-5	.200	2-4	.500	0	1	1	2	3-0	0	0	0	9	9.0	9
Zeller	3-2	55	10-22	.455	0-0	---	6-6	1.000	5	9	14	4	4-0	0	2	1	26	8.7	10
Prince	1-0	18	4-9	.444	0-1	.000	0-0	---	---	2	3	5	3	0-0	1	0	8	8.0	8
Crowder (TOT)	4-0	83	12-30	.400	2-9	.222	4-4	1.000	3	9	12	7	7-0	3	3	1	30	7.5	10
Crowder (BOS)	2-0	49	7-19	.368	1-6	.167	4-4	1.000	2	8	10	4	5-0	0	1	0	19	9.5	10
Jerebko (TOT)	6-0	94	19-36	.528	4-8	.500	3-4	.750	5	10	15	8	13-0	8	7	1	45	7.5	17
Jerebko (BOS)	2-0	44	14-23	.609	3-4	.750	2-2	1.000	1	10	11	5	3-0	4	4	0	33	16.5	17
Smart	3-3	89	7-16	.438	4-11	.364	4-7	.571	3	8	11	7	10-0	3	6	1	22	7.3	13
Bass	3-3	57	8-20	.400	0-1	.000	4-4	1.000	4	7	11	2	4-0	1	5	0	20	6.7	12
Turner	3-3	80	9-20	.450	0-3	.000	2-4	.500	1	14	15	19	4-0	4	9	1	20	6.7	7
Pressey	2-0	29	3-8	.375	0-1	.000	1-1	1.000	2	3	5	7	1-0	0	1	0	7	3.5	5
Douglas-Roberts	1-0	6	0-1	.000	0-0	---	0-0	---	0	1	1	0	2-0	0	0	0	0	0.0	0
Wallace	1-0	18	0-0	---	0-0	---	0-0	---	0	1	1	2	1-0	0	4	0	0	0.0	0
<b>CELTICS</b>	<b>3</b>	<b>720</b>	<b>117-259</b>	<b>.452</b>	<b>28-83</b>	<b>.337</b>	<b>37-50</b>	<b>.740</b>	<b>28</b>	<b>95</b>	<b>123</b>	<b>76</b>	<b>55-0</b>	<b>23</b>	<b>45</b>	<b>8</b>	<b>299</b>	<b>99.7</b>	<b>105</b>
<b>BUCKS</b>	<b>3</b>	<b>720</b>	<b>123-249</b>	<b>.494</b>	<b>24-65</b>	<b>.369</b>	<b>36-53</b>	<b>.679</b>	<b>31</b>	<b>102</b>	<b>133</b>	<b>87</b>	<b>57-0</b>	<b>23</b>	<b>47</b>	<b>14</b>	<b>306</b>	<b>102.0</b>	<b>110</b>

## 2014-2015 SEASON SERIES (2-1) MILWAUKEE VS. BOSTON

PLAYER	G-GS	MIN	FG-FGA	PCT	3FG-FGA	PCT	FT-FTA	PCT	OFF	DEF	TOT	AST	PF-DQ	STL	TO	BLK	PTS	AVG	HI
Knight	1-1	38	9-17	.529	4-8	.500	4-6	.667	0	4	4	5	0-0	0	2	1	26	26.0	26
Mayo	3-0	83	19-38	.500	5-15	.333	7-9	.778	1	11	12	11	4-0	4	2	1	50	16.7	24
Ilyasova	3-2	70	20-34	.588	5-12	.417	2-2	1.000	5	6	11	5	8-0	0	3	1	47	15.7	21
Middleton	3-3	90	18-36	.500	4-12	.333	2-2	1.000	0	16	16	8	4-0	3	8	0	42	14.0	18
Ennis (TOT)	1-0	27	5-13	.385	1-4	.250	0-0	---	1	2	3	8	1-0	1	4	0	11	11.0	11
Ennis (MIL)	1-0	27	5-13	.385	1-4	.250	0-0	---	1	2	3	8	1-0	1	4	0	11	11.0	11
Carter-Williams (	2-2	57	5-16	.313	1-3	.333	4-5	.800	1	9	10	12	6-0	6	7	2	15	7.5	8
Carter-Williams (	2-2	57	5-16	.313	1-3	.333	4-5	.800	1	9	10	12	6-0	6	7	2	15	7.5	8
Anetokounmpo	3-3	93	12-24	.500	0-1	.000	4-8	.500	5	12	17	12	10-0	1	8	2	28	9.3	14
Dudley	2-1	48	7-13	.538	4-8	.500	0-0	---	1	3	4	5	4-0	2	1	0	18	9.0	10
Bayless	2-0	44	6-11	.545	0-2	.000	3-3	1.000	1	6	7	4	6-0	1	1	0	15	7.5	9
Henson	3-1	53	9-15	.600	0-0	---	4-6	.667	5	13	18	3	4-0	0	4	6	22	7.3	10
Pachulia	2-2	45	5-14	.357	0-0	---	3-6	.500	5	9	14	8	2-0	2	4	1	13	6.5	11
Plumlee (TOT)	2-1	40	4-6	.667	0-0	---	1-2	.500	0	4	4	0	5-0	3	2	2	9	4.5	9
Plumlee (MIL)	1-0	21	4-4	1.000	0-0	---	1-2	.500	0	3	3	0	2-0	3	0	0	9	9.0	9
Gutierrez (TOT)	2-0	30	3-7	.429	0-0	---	2-4	.500	2	3	5	4	3-0	0	1	0	8	4.0	8
Gutierrez (MIL)	2-0	30	3-7	.429	0-0	---	2-4	.500	2	3	5	4	3-0	0	1	0	8	4.0	8
O'Bryen	1-0	22	1-7	.143	0-0	---	0-0	---	4	5	9	2	3-0	0	2	0	2	2.0	2
<b>BUCKS</b>	<b>3</b>	<b>720</b>	<b>123-249</b>	<b>.494</b>	<b>24-65</b>	<b>.369</b>	<b>36-53</b>	<b>.679</b>	<b>31</b>	<b>102</b>	<b>133</b>	<b>87</b>	<b>57-0</b>	<b>23</b>	<b>47</b>	<b>14</b>	<b>306</b>	<b>102.0</b>	<b>110</b>
<b>CELTICS</b>	<b>3</b>	<b>720</b>	<b>117-259</b>	<b>.452</b>	<b>28-83</b>	<b>.337</b>	<b>37-50</b>	<b>.740</b>	<b>28</b>	<b>95</b>	<b>123</b>	<b>76</b>	<b>55-0</b>	<b>23</b>	<b>45</b>	<b>8</b>	<b>299</b>	<b>99.7</b>	<b>105</b>



## CELTICS VS. BUCKS GAME-BY-GAME RESULTS

Date	H/A	W/L	Celtics	Opp	Date	H/A	W/L	Celtics	Opp	Date	H/A	W/L	Celtics	Opp	Date	H/A	W/L	Celtics	Opp
10/26/68	H	W	102	89	11/10/82	H	L	101	105	3/4/96	H	W	105	98	11/30/13	A	L	85	92
11/9/68	A	W	98	97	11/14/82	A	W	100	98	3/10/96	A	W	110	103	12/3/13	H	W	108	100
12/3/68	A	W	137	115	11/28/82	H	W	124	109	11/2/96	A	L	102	124	2/10/14	A	W	102	86
12/4/68	H	W	101	99	12/3/82	A	L	112	115	12/8/96	A	L	87	100	2/7/15	A	L	93	96
12/26/68	H	W	139	106	3/22/83	A	L	108	116	12/16/96	H	L	91	107	4/3/15	H	L	101	110
1/12/69	A	L	110	114	4/1/83	H	W	97	83	3/17/97	H	W	126	117	4/15/15	A	W	105	100
10/28/69	A	W	120	107	11/2/83	H	W	119	105	11/8/97	A	L	96	105					
11/11/69	H	L	118	129	1/15/84	A	L	87	106	12/10/97	H	W	96	91					
12/11/69	H	L	106	124	1/22/84	H	W	109	98	1/3/98	A	W	106	99					
12/19/69	A	L	111	115	3/9/84*	A	W	129	128	4/15/98	H	L	109	117					
1/10/70	A	L	109	124	3/16/84	H	W	109	99	3/18/99	A	L	83	99					
2/14/70	A	L	117	127	4/10/84	A	W	96	95	4/2/99	H	L	83	84					
11/1/70	H	L	113	123	12/19/84	H	L	92	107	5/1/99	H	L	79	88					
12/18/70	A	L	114	124	12/30/84	A	L	98	114	11/26/99	H	L	112	114					
1/17/71	A	L	113	120	3/20/85	H	W	107	105	3/8/00	H	W	112	101					
1/27/71	H	L	129	132	4/2/85	A	L	103	109	3/26/00	A	L	84	99					
2/28/71	H	L	99	111	4/12/85*	H	L	113	115	11/30/00	A	L	97	108					
11/29/71	H	W	125	114	10/30/85	H	W	117	106	12/23/00	A	L	99	104					
12/10/71	A	L	104	120	12/3/85	A	W	112	109	2/7/01	H	W	94	91					
12/22/71	N	W	101	98	2/4/86	A	W	112	93	3/7/01	H	L	94	101					
2/15/72	H	L	109	117	3/26/86	H	W	121	115	11/3/01	A	L	99	105					
3/6/72*	A	L	127	132	4/8/86	A	W	126	114	1/29/02	A	L	90	109					
11/17/72	H	L	88	95	11/1/86	A	L	105	111	2/27/02	H	L	92	95					
11/21/72	A	W	116	102	11/12/86	H	W	124	116	3/31/02	H	W	110	88					
12/23/72	A	L	98	104	12/20/86	A	L	100	120	11/16/02	A	L	85	104					
2/11/73	H	W	120	96	1/7/87	H	W	119	92	1/18/03	A	W	97	95					
11/16/73	H	W	105	90	3/17/87	A	L	115	123	1/22/03	H	L	97	106					
11/30/73	A	L	93	117	3/18/87	H	W	120	102	11/28/03	H	W	106	96					
2/6/74	A	W	105	104	11/6/87	H	W	125	108	11/29/03	A	L	94	100					
2/10/74	N	L	86	95	11/28/87	A	L	97	112	1/15/04	A	L	103	111					
11/12/74	A	W	91	83	2/4/88	A	L	101	111	2/25/04	H	L	104	106					
2/2/75	H	W	120	102	2/26/88	H	W	132	96	12/1/04	H	W	101	100					
2/5/75	A	W	92	90	3/1/88	A	L	116	117	2/8/05	A	L	97	121					
2/28/75	H	W	107	106	4/13/88	H	W	123	104	4/6/05	H	W	103	97					
11/7/75	A	L	101	104	11/12/88	A	L	100	108	4/13/05	A	W	111	108					
12/10/75	H	W	111	98	11/25/88	H	W	115	96	12/16/05	H	L	96	100					
1/18/76	A	W	97	94	2/24/89	H	W	125	112	1/29/06	A	L	79	83					
4/9/76	H	L	100	106	3/21/89	A	L	86	98	3/10/06	H	L	86	92					
10/23/76	A	W	111	107	11/3/89	H	W	127	114	11/25/06	A	W	111	98					
12/15/76	H	W	129	125	11/7/89	A	L	100	106	2/14/07	H	W	117	97					
1/28/77	H	W	119	113	12/19/89	A	W	95	86	4/4/07	A	L	89	98					
3/17/77	A	L	91	100	2/6/90	H	L	106	119	4/13/07	H	L	102	104					
11/13/77	A	W	127	119	11/13/90	A	L	91	119	12/14/07	H	W	104	82					
12/29/77	A	W	124	115	12/12/90	H	W	129	111	3/15/08	A	W	99	77					
1/18/78	H	W	130	116	1/9/91	H	W	110	102	4/8/08*	A	W	107	104					
4/8/78	H	L	111	123	4/11/91	A	L	92	111	4/11/08	H	W	102	86					
11/7/78	A	L	108	125	12/18/91	H	W	131	117	11/7/08	H	W	101	89					
1/19/79	H	W	103	102	1/31/92	A	L	100	102	11/15/08*	A	W	102	97					
3/4/79	H	L	122	135	3/17/92	A	L	106	127	3/15/09	A	L	77	86					
3/28/79	A	L	117	135	4/10/92	H	W	109	100	12/8/09	H	W	98	89					
12/9/79	A	W	113	108	11/7/92	A	L	88	124	3/9/10	A	L	84	86					
12/14/79	H	W	97	94	1/16/93	A	W	110	99	4/10/10	A	W	105	90					
10/16/80	A	W	110	103	2/9/93	H	W	104	92	4/14/10	H	L	95	106					
11/7/80	H	L	101	102	3/12/93	H	L	109	115	11/5/10*	H	W	103	102					
11/30/80	A	L	105	107	11/8/93	H	W	108	100	3/6/11	A	W	89	83					
12/9/80	H	W	112	89	11/27/93	A	L	85	89	3/13/11	H	W	87	56					
2/5/81	A	L	103	113	3/29/94*	A	W	119	107	2/29/12	H	W	102	96					
3/11/81	H	W	122	108	4/19/94	H	W	120	112	3/22/12	A	W	100	91					
10/31/81	A	L	103	119	11/22/94	H	L	94	116	4/26/12	H	W	87	74					
11/20/81	H	W	112	89	3/3/95	H	W	103	91	11/2/12	H	L	88	99					
1/15/82	A	L	118	122	3/19/95	A	L	94	95	11/10/12	A	W	96	92					
2/28/82	H	W	106	102	4/19/95	A	L	97	106	12/1/12	A	L	88	91					
4/6/82	A	L	116	122	11/3/95	H	L	100	101	12/21/12*	H	L	94	99					
4/14/82	H	W	100	91	11/18/95	A	W	99	93	11/7/13	H	L	98	105					

\* Overtime  
\*\* Double-overtime

## ALL-TIME SERIES

Celtics lead series 101-98 (Celtics are 63-37 at home)

**CURRENT STREAK:** One Celtics Win

**LARGEST CELTICS WIN:** 36 points; 132-96 on 02/26/88 @ Boston

**LARGEST BUCKS WIN:** 36 points; 124-88 on 11/07/92 @ Milwaukee



## MINNESOTA TIMBERWOLVES

Target Center (19,356)

600 First Avenue North, Minneapolis, MN 55403

612-673-1600 • fax 612-673-8385

## 2014-15 RESULTS

Series Split 1-1 (Celtics were 1-0 at TD Garden)

12/19/14 Minnesota 98 at Boston 114

01/28/15 Boston 98 at Minnesota 110

## 2015-16 MATCHUPS

12/21/15 Minnesota at Boston

02/22/16 Boston at Minnesota

## DIRECTORY

HEAD COACH: ..... Flip Saunders

INTERIM HEAD COACH: ..... Sam Mitchell

ASSISTANT COACHES: ..... Sidney Lowe, Ryan Saunders, David Adelman, Bryan Gates

ATHLETIC TRAINER: ..... Gregg Farnam

PUBLIC AND MEDIA RELATIONS: ..... Brad Ruiters, Aaron Seehusen, Dan Bell, Alex King, Kylie Crull

CABLE TELEVISION: ..... Fox Sports North. Broadcasters: Dave Benz, Jim Petersen

RADIO: ..... WCCO (830AM). Broadcaster: Alan Horton

## 2014-2015 SEASON SERIES (1-1) BOSTON VS. MINNESOTA

PLAYER	G-GS	MIN	FG-FGA	PCT	3FG-FGA	PCT	FT-FTA	PCT	OFF	DEF	TOT	AST	PF-DQ	STL	TO	BLK	PTS	AVG	HI
Olayinka Green	1-0	25	8-13	.615	2-4	.500	3-6	.500	2	6	8	3	5-0	0	1	0	21	21.0	21
Sullinger	2-2	64	13-25	.520	1-5	.200	3-4	.750	6	12	18	6	6-0	2	4	3	30	15.0	16
Thornton	1-0	14	7-13	.538	1-4	.250	0-0	---	0	0	0	2	2-0	0	0	1	15	15.0	15
Bradley	2-2	69	11-29	.379	1-10	.100	4-4	1.000	2	4	6	8	3-0	6	1	2	27	13.5	14
Prince (TOT)	1-0	23	6-9	.667	0-0	---	0-0	---	0	2	2	2	2-0	2	1	0	12	12.0	12
Prince (BOS)	1-0	23	6-9	.667	0-0	---	0-0	---	0	2	2	2	2-0	2	1	0	12	12.0	12
Smart	2-0	51	7-13	.538	6-9	.667	0-1	.000	1	2	3	10	6-0	1	6	0	20	10.0	12
Turner	2-2	54	9-15	.600	0-2	.000	2-2	1.000	1	6	7	10	3-0	1	3	1	20	10.0	10
Zeller	2-1	44	10-13	.769	0-0	---	0-0	---	1	12	13	4	7-0	0	4	1	20	10.0	14
Bass	2-1	39	9-17	.529	0-1	.000	1-2	.500	3	5	8	0	2-0	1	5	1	19	9.5	10
Robinson (TOT)	2-0	31	5-10	.500	2-6	.333	0-0	---	0	2	2	7	3-0	0	1	0	12	6.0	12
Pressey	2-0	25	3-9	.333	2-5	.400	0-0	---	3	0	3	3	1-0	3	1	0	8	4.0	6
Crowder (TOT)	2-1	20	2-7	.286	1-3	.333	0-0	---	1	2	3	0	2-0	1	0	1	5	2.5	3
Crowder (BOS)	1-1	15	1-4	.250	0-1	.000	0-0	---	1	1	2	0	2-0	1	0	0	2	2.0	2
Wallace	2-0	14	0-1	.000	0-0	---	0-0	---	0	3	3	0	0-0	1	0	0	0	0.0	0
Young	1-0	8	0-2	.000	0-1	.000	0-0	---	0	2	2	0	1-0	0	0	0	0	0.0	0
<b>CELTICS</b>	<b>2</b>	<b>480</b>	<b>90-176</b>	<b>.471</b>	<b>15-46</b>	<b>.326</b>	<b>17-23</b>	<b>.739</b>	<b>21</b>	<b>61</b>	<b>82</b>	<b>51</b>	<b>42-0</b>	<b>18</b>	<b>26</b>	<b>10</b>	<b>212</b>	<b>106.0</b>	<b>114</b>
<b>TIMBERWOLVES</b>	<b>2</b>	<b>480</b>	<b>80-170</b>	<b>.471</b>	<b>12-28</b>	<b>.429</b>	<b>36-48</b>	<b>.750</b>	<b>21</b>	<b>61</b>	<b>82</b>	<b>41</b>	<b>24-0</b>	<b>14</b>	<b>25</b>	<b>9</b>	<b>208</b>	<b>104.0</b>	<b>110</b>

## 2014-2015 SEASON SERIES (1-1) MINNESOTA VS. BOSTON

PLAYER	G-GS	MIN	FG-FGA	PCT	3FG-FGA	PCT	FT-FTA	PCT	OFF	DEF	TOT	AST	PF-DQ	STL	TO	BLK	PTS	AVG	HI
Muhammad	1-1	38	11-15	.733	2-2	1.000	2-2	1.000	2	3	5	1	1-0	0	2	0	26	26.0	26
Martin	1-0	29	7-18	.389	2-6	.333	5-6	.833	1	3	4	1	1-0	0	2	0	21	21.0	21
Pekovic	1-1	27	5-8	.625	0-0	---	4-5	.800	0	2	2	2	2-0	1	1	0	14	14.0	14
Budinger	2-0	42	10-14	.714	4-6	.667	2-3	.667	1	5	6	0	2-0	1	1	1	26	13.0	19
Dieng	2-2	68	10-21	.476	0-1	.000	5-6	.833	6	12	18	2	5-0	1	3	5	25	12.5	16
Young	2-2	70	9-30	.300	0-2	.000	7-8	.875	1	10	11	8	3-0	3	2	0	25	12.5	13
LaVine	2-2	47	10-16	.625	2-3	.667	2-2	1.000	2	4	6	9	3-0	6	7	0	24	12.0	17
Brown	1-0	24	3-6	.500	2-3	.667	3-4	.750	0	1	1	3	2-0	0	1	0	11	11.0	11
Wiggins	2-2	66	7-21	.333	0-2	.000	3-3	1.000	2	5	7	5	2-0	1	1	3	17	8.5	12
Williams	1-0	25	4-9	.444	0-1	.000	0-1	.000	0	2	2	4	0-0	0	0	0	8	8.0	8
Bennett	2-0	25	3-9	.333	0-2	.000	1-2	.500	4	9	13	1	2-0	0	1	0	7	3.5	7
Adrien	1-0	15	1-2	.500	0-0	---	1-4	.250	2	5	7	1	1-0	0	2	0	3	3.0	3
Daniels (TOT)	1-0	4	1-2	.500	1-2	.500	0-0	---	0	0	0	0	0-0	0	1	0	3	3.0	3
Hummel	1-0	4	0-0	---	0-0	---	1-2	.500	0	0	0	0	0-0	1	0	0	1	1.0	1
Robinson	1-0	2	0-1	.000	0-0	---	0-0	---	0	0	0	0	0-0	0	1	0	0	0.0	0
<b>TIMBERWOLVES</b>	<b>2</b>	<b>480</b>	<b>80-170</b>	<b>.471</b>	<b>12-28</b>	<b>.429</b>	<b>36-48</b>	<b>.750</b>	<b>21</b>	<b>61</b>	<b>82</b>	<b>41</b>	<b>24-0</b>	<b>14</b>	<b>25</b>	<b>9</b>	<b>208</b>	<b>104.0</b>	<b>110</b>
<b>CELTICS</b>	<b>2</b>	<b>480</b>	<b>90-176</b>	<b>.471</b>	<b>15-46</b>	<b>.326</b>	<b>17-23</b>	<b>.739</b>	<b>21</b>	<b>61</b>	<b>82</b>	<b>51</b>	<b>42-0</b>	<b>18</b>	<b>26</b>	<b>10</b>	<b>212</b>	<b>106.0</b>	<b>114</b>



## CELTICS VS. TIMBERWOLVES GAME-BY-GAME RESULTS

Date	H/A	W/L	Celtics	Opp
11/17/89	H	W	116	99
2/2/90	A	L	105	116
1/28/91	A	W	108	87
2/27/91	H	W	116	111
1/4/92	A	L	96	100
1/10/92	H	L	94	104
11/6/92	H	W	113	92
12/15/92**	A	W	124	119
1/8/94	A	L	90	108
4/8/94	H	W	112	108
11/12/94	A	W	114	101
2/5/95	H	W	115	82
12/22/95	H	W	114	113
3/27/96	A	W	121	116
1/5/97	H	L	84	94
3/16/97	A	L	101	119
1/2/98	H	W	93	89
1/21/98	A	L	95	104
3/24/99	H	L	68	87
1/13/00	A	L	85	103
3/22/00	H	L	106	109
12/1/00	H	L	98	102
1/15/01	A	W	107	102
2/1/02*	H	L	95	98
4/15/02	A	W	93	90
11/9/02	A	W	105	99
12/20/02	H	W	108	99
12/15/03	H	L	95	116
3/7/04	A	W	80	77
2/6/05	A	W	103	100
3/6/05	H	L	97	99
1/18/06	H	W	103	96
1/30/06	A	L	85	110
2/11/07	A	L	107	109
3/4/07**	H	W	124	117
1/25/08	H	W	87	86
2/8/08	A	W	88	86
11/21/08	A	W	95	78
2/1/09	H	W	109	101
11/4/09	A	W	92	90
12/20/09	H	W	122	104
1/5/11	H	W	96	93
3/27/11	A	W	85	82
3/30/12	A	W	100	79
12/05/12	H	W	104	94
04/01/13	A	L	100	110
11/16/13	A	L	88	106
12/16/13	H	W	101	97
12/19/14	H	W	114	98
1/28/15	A	L	98	110

\* Overtime  
\*\* Double-overtime

## ALL-TIME SERIES

Boston leads 31-19 (Celtics are 17-8 at home)

**CURRENT STREAK:** One Timberwolves Win

**LARGEST CELTICS WIN:** 33 points; 115-82 on 02/05/95 @ Boston

**LARGEST TIMBERWOLVES WIN:** 25 points; 110-85 on 01/30/06 @ Minnesota



## NEW ORLEANS PELICANS

Smoothie King Center (17,188)

5800 Airline Drive

Metairie, LA 70003

504-593-4700 • fax 504-593-4702

## 2014-15 RESULTS

Boston won 2-0 (Celtics were 0-1 at TD Garden)

01/12/15 New Orleans 100 at Boston 108

03/06/15 Boston 104 at New Orleans 98

## 2015-16 MATCHUPS

12/07/15 Boston at New Orleans

04/06/16 New Orleans at Boston

## DIRECTORY

**HEAD COACH:** ..... Alvin Gentry  
**ASSISTANT COACHES:** ..... Darren Erman, Phil Weber, Robert Pack, Fred Vinson, Kevin Hanson  
**ATHLETIC TRAINER:** ..... Duane Brooks  
**PUBLIC AND MEDIA RELATIONS:** ..... Greg Bensel, Matt Ryan, Will McClaran, Chris Trahan, Lindsey Mitchell  
**BROADCAST TELEVISION:** ..... Fox Sports New Orleans. Broadcasters: Joel Meyers, David Wesley, Jen Hale  
**RADIO:** ..... WRNO (99.5FM). Broadcasters: Sean Kelley, John DeShazier

## 2014-2015 SEASON SERIES (2-0) BOSTON VS. NEW ORLEANS

PLAYER	G-GS	MIN	FG-FGA	PCT	3FG-FGA	PCT	FT-FTA	PCT	OFF	DEF	TOT	AST	PF-DQ	STL	TO	BLK	PTS	AVG	HI
Sullinger	1-1	32	9-17	.529	1-4	.250	8-9	.889	6	4	10	3	1-0	1	1	1	27	27.0	27
Thomas (TOT)	2-0	53	10-23	.435	5-9	.556	7-8	.875	1	3	4	6	2-0	1	4	1	32	16.0	27
Thomas (BOS)	1-0	29	8-13	.615	4-6	.667	7-8	.875	0	1	1	3	0-0	0	3	0	27	27.0	27
Bass	2-1	61	11-23	.478	2-4	.500	5-5	1.000	4	7	11	2	5-0	1	3	0	29	14.5	17
Thornton	1-0	14	2-8	.250	1-3	.333	8-9	.889	0	0	0	0	2-0	0	0	0	13	13.0	13
Turner	2-2	60	10-19	.526	2-4	.500	4-5	.800	1	12	13	11	5-0	1	6	0	26	13.0	16
Crowder (TOT)	3-2	88	15-27	.556	4-10	.400	2-2	1.000	1	11	12	4	5-0	8	1	2	36	12.0	22
Crowder (BOS)	2-2	73	14-23	.609	3-7	.429	2-2	1.000	1	11	12	4	2-0	8	1	2	33	16.5	22
Bradley	1-1	32	3-10	.300	1-4	.250	3-4	.750	2	2	4	3	3-0	0	2	0	10	10.0	10
Smart	2-1	65	5-15	.333	2-7	.286	2-2	1.000	1	7	8	10	8-0	3	0	0	14	7.0	7
Olynyk	2-0	36	2-12	.167	0-3	.000	6-8	.750	4	3	7	4	8-0	1	2	2	10	5.0	8
Jerebko (TOT)	2-0	39	3-10	.300	1-4	.250	2-2	1.000	2	6	8	1	3-0	3	1	1	9	4.5	9
Jerebko (BOS)	1-0	18	3-5	.600	1-2	.500	2-2	1.000	0	2	2	0	2-0	1	0	0	9	9.0	9
Zeller	2-2	35	4-16	.250	0-0	---	0-0	---	3	5	8	3	4-0	0	2	1	8	4.0	6
Robinson (TOT)	1-0	20	1-6	.167	1-4	.250	0-0	---	1	2	3	4	4-0	0	1	1	3	3.0	3
Young	2-0	22	2-6	.333	1-3	.333	0-0	---	0	3	3	0	0-0	0	1	0	5	2.5	3
Wallace	1-0	3	0-0	---	0-0	---	1-2	.500	2	0	2	0	0-0	0	1	0	1	1.0	1
<b>CELTICS</b>	<b>2</b>	<b>480</b>	<b>73-167</b>	<b>.437</b>	<b>18-47</b>	<b>.383</b>	<b>48-56</b>	<b>.857</b>	<b>24</b>	<b>57</b>	<b>81</b>	<b>43</b>	<b>40-0</b>	<b>16</b>	<b>22</b>	<b>6</b>	<b>212</b>	<b>106.0</b>	<b>108</b>
<b>PELICANS</b>	<b>2</b>	<b>480</b>	<b>69-155</b>	<b>.445</b>	<b>14-36</b>	<b>.389</b>	<b>46-52</b>	<b>.885</b>	<b>25</b>	<b>65</b>	<b>90</b>	<b>42</b>	<b>38-0</b>	<b>12</b>	<b>36</b>	<b>12</b>	<b>198</b>	<b>99.0</b>	<b>100</b>

## 2014-2015 SEASON SERIES (0-2) NEW ORLEANS VS. BOSTON

PLAYER	G-GS	MIN	FG-FGA	PCT	3FG-FGA	PCT	FT-FTA	PCT	OFF	DEF	TOT	AST	PF-DQ	STL	TO	BLK	PTS	AVG	HI
Davis	2-2	82	21-44	.477	0-0	---	21-23	.913	5	18	23	6	7-0	1	3	6	63	31.5	34
Gordon	2-2	73	14-27	.519	7-14	.500	6-6	1.000	2	2	4	5	5-0	2	5	0	41	20.5	21
Evans	2-1	71	12-28	.429	2-7	.286	4-6	.667	4	11	15	8	4-0	2	10	1	30	15.0	19
Anderson	1-0	27	2-8	.250	2-5	.400	2-2	1.000	1	3	4	2	4-0	2	3	1	8	8.0	8
Cole (TOT)	3-1	85	11-26	.423	0-4	.000	1-2	.500	1	5	6	12	7-0	0	7	1	23	7.7	15
Cole (NO)	1-0	25	2-8	.250	0-2	.000	0-0	---	0	0	0	4	4-0	0	5	0	4	4.0	4
Asik	2-2	47	4-8	.500	0-0	---	7-8	.875	7	12	19	5	4-0	1	3	0	15	7.5	10
Babbitt	2-0	24	5-7	.714	2-4	.500	0-0	---	0	8	8	2	1-0	1	1	0	12	6.0	12
Pondexter (TOT)	1-1	31	2-7	.286	1-3	.333	1-1	1.000	0	2	2	4	3-0	0	0	1	6	6.0	6
Pondexter (NO)	1-1	31	2-7	.286	1-3	.333	1-1	1.000	0	2	2	4	3-0	0	0	1	6	6.0	6
Fredette	1-0	12	0-3	.000	0-0	---	5-6	.833	0	0	0	2	0-0	1	1	0	5	5.0	5
Ajijca	1-0	10	2-2	1.000	0-0	---	0-0	---	2	2	4	1	2-0	0	0	1	4	4.0	4
Holliday	1-1	16	2-5	.400	0-1	.000	0-0	---	1	3	4	2	1-0	2	5	1	4	4.0	4
Cunningham	2-1	53	3-7	.429	0-0	---	0-0	---	3	4	7	1	2-0	0	0	0	6	3.0	4
Salmons	1-0	6	0-0	---	0-0	---	0-0	---	0	0	0	0	1-0	0	0	0	0	0.0	0
Wither	1-0	2	0-1	.000	0-0	---	0-0	---	0	0	0	0	0-0	0	0	1	0	0.0	0
<b>PELICANS</b>	<b>2</b>	<b>480</b>	<b>69-155</b>	<b>.445</b>	<b>14-36</b>	<b>.389</b>	<b>46-52</b>	<b>.885</b>	<b>25</b>	<b>65</b>	<b>90</b>	<b>42</b>	<b>38-0</b>	<b>12</b>	<b>36</b>	<b>12</b>	<b>198</b>	<b>99.0</b>	<b>100</b>
<b>CELTICS</b>	<b>2</b>	<b>480</b>	<b>73-167</b>	<b>.437</b>	<b>18-47</b>	<b>.383</b>	<b>48-56</b>	<b>.857</b>	<b>24</b>	<b>57</b>	<b>81</b>	<b>43</b>	<b>40-0</b>	<b>16</b>	<b>22</b>	<b>6</b>	<b>212</b>	<b>106.0</b>	<b>108</b>



## CELTICS VS. PELICANS GAME-BY-GAME RESULTS

Date	H/A	W/L	Celtics	Opp
12/1/02	H	W	95	86
1/8/03	A	W	93	83
2/3/03	A	L	96	103
3/12/03	H	W	93	65
11/1/03	A	L	90	97
11/19/03	H	L	73	81
12/31/03	H	L	94	96
4/9/04	A	L	80	89
1/3/05	H	W	108	90
3/19/05	A	W	113	100
12/7/05	A	W	101	87
1/23/06	H	W	91	78
11/1/06	H	L	87	91
3/19/07	A	L	88	106
3/22/08	A	L	106	113
3/28/08	H	W	112	92
12/12/08	H	W	94	82
2/11/09	A	W	89	77
11/1/09	H	W	97	87
2/10/10	A	L	85	93
12/31/10	H	L	81	83
3/19/11	A	W	89	85
12/28/11	A	L	78	97
1/16/13	H	L	78	90
3/20/13	A	L	86	87
1/3/14	H	L	92	95
3/16/14*	A	L	120	121
1/12/15	H	W	108	100
3/6/15	A	W	104	98

\* Overtime  
\*\* Double-overtime

**HORNETS:** New Orleans Hornets 2002-2004; New Orleans/Oklahoma City Hornets 2005-2007; New Orleans Hornets 2007-13; New Orleans Pelicans 2013-Present.

## ALL-TIME SERIES

Boston trails 14-15 (Celtics are 8-6 at home)

**CURRENT STREAK:** Two Celtics Wins

**LARGEST CELTICS WIN:** 28 points; 93-65 on 03/12/03 @ Boston

**LARGEST PELICANS WIN:** 19 points; 97-78 on 12/28/11 @ New Orleans



## NEW YORK KNICKS

Madison Square Garden (19,763)

Two Pennsylvania Plaza, New York, NY 10121

212-465-6471 • fax 212-465-6498

## 2014-15 RESULTS

Series split 2-2 (Celtics were 1-1 at TD Garden)

12/12/14	New York 101 at Boston 95
02/03/15	Boston 108 at New York 97
02/25/15	New York 94 at Boston 115
03/27/15	Boston 96 at New York 92

## 2015-16 MATCHUPS

12/27/15	New York at Boston
01/12/16	Boston at New York
02/02/16	Boston at New York
03/04/16	New York at Boston

## DIRECTORY

HEAD COACH:	Derek Fisher
ASSISTANT COACHES:	Kurt Rambis, Jim Clemons, Rasheed Hazzard, Brian Keefe, Joshua Longstaff
ATHLETIC TRAINER:	Roger Hinds
PUBLIC AND MEDIA RELATIONS:	Jonathan Supranowitz, Gregg Schwartz, Derek Lapinski, Dennis D'Agostino
CABLE TELEVISION:	MSG Network. Broadcasters: Mike Breen, Walt Frazier
RADIO:	ESPN Radio (1050AM). Broadcasters: Spero Dedes, John Andariese
SPANISH RADIO:	WADO (1280AM). Broadcasters: Alfredo Bejar, Juan Antonio Cains, Clemson Smith-Muniz

## 2014-2015 SEASON SERIES (3-1) BOSTON VS. NEW YORK

PLAYER	G-GS	MIN	FG-FGA	PT	3FG-FGA	PT	FT-FTA	PT	OFF	DEF	TOT	AST	PF-DD	STL	TO	BLK	PIS	AVG	HI
Green	1-1	38	9-20	.450	4-8	.500	6-7	.857	0	6	6	2	2-0	0	2	0	28	28.0	28
Thomas (TOT)	3-0	83	14-35	.400	7-18	.389	24-27	.889	2	8	10	16	3-0	1	5	0	59	19.7	22
Thomas (BOS)	2-0	51	7-23	.304	4-13	.308	19-20	.950	1	6	7	13	3-0	0	5	0	37	18.5	19
Bradley	3-3	98	20-36	.556	4-12	.333	4-5	.800	1	5	6	7	8-0	5	4	0	48	16.0	26
Crowder (TOT)	5-0	104	19-36	.528	4-12	.333	13-16	.813	5	18	23	5	6-0	3	5	0	55	11.0	18
Crowder (BOS)	3-0	87	17-32	.531	4-10	.400	10-13	.769	3	16	19	5	5-0	3	3	0	48	16.0	18
Sullinger	2-2	57	11-25	.440	0-5	.000	0-0	---	4	9	13	7	5-0	1	2	0	22	11.0	22
Jerebko (TOT)	4-0	70	15-23	.652	9-14	.643	4-4	1.000	2	13	15	5	7-0	3	4	0	43	10.8	20
Jerebko (BOS)	2-0	34	9-15	.600	5-9	.556	2-2	1.000	1	7	8	3	3-0	2	3	0	25	12.5	20
Turner	4-4	139	17-35	.486	0-4	.000	9-12	.750	3	26	29	21	13-0	0	16	0	43	10.8	15
Bass	4-3	113	15-33	.455	0-2	.000	11-13	.846	10	13	23	5	7-0	1	5	0	41	10.3	16
Zeller	4-3	66	17-27	.630	0-0	---	4-6	.667	10	7	17	3	10-0	0	5	2	38	9.5	19
Olynyk	2-0	38	6-15	.400	1-6	.167	5-8	.625	3	5	8	3	6-0	1	4	2	18	9.0	11
Smart	4-3	104	11-21	.524	6-13	.462	7-10	.700	2	8	10	9	3-0	4	5	1	35	8.8	16
Thornnton	2-0	37	6-13	.462	2-7	.286	2-2	1.000	0	2	2	2	1-0	2	0	0	16	8.0	13
Young	2-0	25	2-8	.250	0-4	.000	2-4	.500	0	4	4	2	2-0	1	1	0	6	3.0	5
Pressey	2-0	17	1-2	.500	1-1	1.000	2-2	1.000	1	3	4	5	2-0	0	1	0	5	2.5	3
Rondo	1-1	32	1-3	.333	0-1	.000	0-0	---	0	7	7	10	1-0	1	2	0	2	2.0	2
Wallace	2-0	13	1-3	.333	0-0	---	0-0	---	1	4	5	1	0-0	0	1	0	2	1.0	2
Datome (TOT)	2-0	8	0-3	.000	0-2	.000	0-0	---	0	2	2	0	0-0	0	0	0	0	0.0	0
Datome (BOS)	2-0	8	0-3	.000	0-2	.000	0-0	---	0	2	2	0	0-0	0	0	0	0	0.0	0
Powell	1-0	0	0-0	---	0-0	---	0-0	---	0	0	0	0	0-0	0	0	0	0	0.0	0
Powell	1-0	0	0-0	---	0-0	---	0-0	---	0	0	0	0	0-0	0	0	0	0	0.0	0
Randolph	1-0	2	0-0	---	0-0	---	0-0	---	0	0	0	0	1-0	0	0	0	0	0.0	0
<b>CELTICS</b>	<b>4</b>	<b>960</b>	<b>150-314</b>	<b>.478</b>	<b>31-97</b>	<b>.320</b>	<b>83-104</b>	<b>.798</b>	<b>40</b>	<b>130</b>	<b>170</b>	<b>98</b>	<b>72-0</b>	<b>21</b>	<b>65</b>	<b>5</b>	<b>414</b>	<b>103.5</b>	<b>115</b>
<b>KNICKERBOCKERS</b>	<b>4</b>	<b>960</b>	<b>153-333</b>	<b>.459</b>	<b>22-81</b>	<b>.272</b>	<b>56-74</b>	<b>.757</b>	<b>41</b>	<b>111</b>	<b>152</b>	<b>90</b>	<b>89-0</b>	<b>35</b>	<b>53</b>	<b>13</b>	<b>384</b>	<b>96.0</b>	<b>101</b>

## 2014-2015 SEASON SERIES (1-3) NEW YORK VS. BOSTON

PLAYER	G-GS	MIN	FG-FGA	PT	3FG-FGA	PT	FT-FTA	PT	OFF	DEF	TOT	AST	PF-DD	STL	TO	BLK	PIS	AVG	HI
Anthony	2-2	72	18-43	.419	1-8	.125	6-6	1.000	2	9	11	6	3-0	3	2	3	43	21.5	22
Bargnani	2-1	64	15-33	.455	2-7	.286	10-13	.769	4	9	13	5	3-0	0	2	4	42	21.0	25
Stoudemire	1-1	26	9-16	.563	0-0	---	2-2	1.000	3	4	7	1	4-0	1	3	1	20	20.0	20
Hardaway	3-1	83	14-36	.389	4-11	.364	6-6	1.000	1	10	11	3	2-0	1	1	0	38	12.7	16
Ja. Smith	4-2	87	20-30	.667	2-2	1.000	6-8	.750	9	16	25	11	11-0	2	7	0	48	12.0	14
Shved (TOT)	2-0	31	5-15	.333	1-4	.250	10-11	.909	3	6	9	1	2-0	1	2	1	21	10.5	11
Shved (NY)	1-0	19	2-7	.286	0-2	.000	7-8	.875	1	4	5	1	1-0	0	0	0	11	11.0	11
Calderon	3-3	100	12-29	.414	5-11	.455	2-2	1.000	1	6	7	16	8-0	4	9	0	31	10.3	17
Galloway	3-3	101	11-32	.344	3-16	.188	5-6	.833	4	7	11	11	9-0	4	4	2	30	10.0	14
Larkin	5-1	81	12-20	.600	2-5	.400	1-3	.333	0	7	7	12	8-0	3	5	0	27	9.0	14
Thomas (TOT)	3-2	94	10-19	.526	0-1	.000	4-6	.667	8	10	18	10	8-0	2	6	0	24	8.0	11
Thomas (NY)	2-1	55	7-14	.500	0-1	.000	3-4	.750	3	2	5	4	6-0	2	4	0	17	8.5	11
Amundson (TOT)	3-3	80	10-20	.500	0-0	---	2-4	.500	4	13	17	5	10-0	3	7	1	22	7.3	14
Amundson (NY)	3-3	80	10-20	.500	0-0	---	2-4	.500	4	13	17	5	10-0	3	7	1	22	7.3	14
Ledo (TOT)	1-0	20	3-7	.429	1-2	.500	0-0	---	1	2	3	1	2-0	0	3	0	7	7.0	7
Ledo (NY)	1-0	20	3-7	.429	1-2	.500	0-0	---	1	2	3	1	2-0	0	3	0	7	7.0	7
Early	3-0	55	9-20	.450	0-6	.000	2-3	.667	2	8	10	2	7-0	5	2	1	20	6.7	12
Dalembert	1-0	22	2-3	.667	0-0	---	2-2	1.000	1	4	5	1	2-0	2	0	1	6	6.0	6
Prigioni	1-0	14	2-5	.400	1-4	.250	1-2	.500	2	0	2	2	1-0	0	1	0	6	6.0	6
Shumpert	1-1	17	2-3	.667	1-1	1.000	0-0	---	0	0	0	3	2-0	2	0	0	5	5.0	5
Ac. J. Smith	4-1	61	5-15	.333	0-5	.000	1-3	.333	3	10	13	6	6-0	3	1	0	11	2.8	4
<b>KNICKERBOCKERS</b>	<b>4</b>	<b>960</b>	<b>153-333</b>	<b>.459</b>	<b>22-81</b>	<b>.272</b>	<b>56-74</b>	<b>.757</b>	<b>41</b>	<b>111</b>	<b>152</b>	<b>90</b>	<b>89-0</b>	<b>35</b>	<b>53</b>	<b>13</b>	<b>384</b>	<b>96.0</b>	<b>101</b>
<b>CELTICS</b>	<b>4</b>	<b>960</b>	<b>150-314</b>	<b>.478</b>	<b>31-97</b>	<b>.320</b>	<b>83-104</b>	<b>.798</b>	<b>40</b>	<b>130</b>	<b>170</b>	<b>98</b>	<b>72-0</b>	<b>21</b>	<b>65</b>	<b>5</b>	<b>414</b>	<b>103.5</b>	<b>115</b>





# CELTICS VS. KNICKS GAME-BY-GAME RESULTS (SINCE 1964-65)

Date	H/A	W/L	Celtics	Opp	Date	H/A	W/L	Celtics	Opp	Date	H/A	W/L	Celtics	Opp	Date	H/A	W/L	Celtics	Opp
10/27/64	A	W	131	103	3/24/73	A	W	108	103	1/7/85	A	W	108	97	3/20/99	A	L	78	96
11/20/64	N	W	127	120	10/26/73	H	W	113	101	3/5/85	A	W	110	102	5/3/99	A	L	88	95
12/1/64	A	W	117	113	11/8/73	A	W	94	84	4/7/85	H	W	114	102	11/12/99	H	L	80	74
12/2/64	H	L	116	91	12/5/73	H	W	119	97	11/23/85	A	W	113	104	12/12/99	A	L	97	99
12/17/64	N	L	112	113	1/29/74	A	L	83	104	11/29/85	H	W	94	88	1/4/00	A	L	88	96
1/30/65	A	W	97	90	2/8/74	H	W	125	97	12/25/85	A	L	104	113	4/19/00	H	W	112	85
1/31/65	H	W	123	95	3/2/74	A	W	104	88	2/25/86	A	W	91	74	11/10/00	H	L	101	103
2/12/65	H	W	94	92	3/3/74	H	L	102	108	3/7/86	H	W	115	108	12/21/00	A	W	92	86
2/13/65	A	L	113	123	10/26/74	A	L	86	97	4/4/86	H	W	119	98	1/3/01	H	L	91	100
3/17/65	A	L	114	119	11/29/74	H	L	86	96	11/26/86	H	W	101	90	3/1/01	A	L	88	95
11/20/65	A	W	122	108	12/21/74	A	W	109	91	12/16/86	A	W	107	96	12/21/01	A	W	102	95
11/24/65	H	W	125	110	2/8/75	A	W	128	102	1/19/87	A	L	109	111	1/5/02	A	W	90	81
12/22/65	H	W	123	120	2/9/75	H	W	105	88	3/15/87	H	W	113	104	1/16/02	H	W	101	100
12/29/65	A	W	99	96	2/26/75	H	W	121	103	3/31/87	A	L	120	128	4/12/02	H	W	107	92
1/29/66	A	W	119	107	3/4/75	A	W	126	111	4/12/87	H	W	119	107	11/2/02	A	W	117	107
1/30/66	H	W	118	115	3/22/75	A	W	90	81	11/9/87	A	W	96	87	12/6/02	H	W	91	80
2/9/66	H	W	121	117	3/23/75	H	W	96	86	11/18/87	H	W	111	109	12/14/02	A	W	113	90
2/26/66	A	W	100	95	11/21/75	H	W	110	101	1/6/88	H	W	117	108	3/5/03	H	W	97	95
3/2/66	H	W	140	104	12/2/75	A	W	103	100	1/9/88	A	L	98	106	11/17/03	A	L	86	89
3/19/66	A	W	126	113	12/19/75	H	W	120	112	2/22/88	H	W	95	93	11/24/03	H	L	88	94
10/22/66	A	W	126	97	2/7/76	A	W	106	98	3/26/88	A	W	118	106	1/30/04	H	L	74	92
11/1/66	H	W	111	106	2/8/76	H	L	89	97	11/4/88	H	W	122	115	3/9/04	A	W	87	84
12/3/66	A	W	120	109	3/27/76	A	L	103	105	12/18/88	H	W	117	104	11/6/04	A	W	107	75
1/28/67	A	W	114	112	3/28/76	H	W	100	94	1/3/89	A	L	107	109	12/22/04	H	W	114	109
2/19/67	H	W	141	106	11/27/76	A	W	123	109	2/26/89	A	L	110	122	2/11/05	H	W	111	94
2/21/67	A	W	143	114	12/17/76	H	L	109	123	3/24/89	H	W	115	111	3/23/05	A	L	82	107
2/23/67	H	W	122	117	2/11/77	H	W	119	111	4/20/89	A	L	117	137	11/27/05*	H	W	114	100
3/18/67	A	W	140	123	4/5/77	A	L	113	121	12/6/89	H	W	113	98	12/4/05	A	W	102	99
3/19/67	H	W	124	113	11/25/77	H	W	121	119	12/9/89	A	L	92	124	3/29/06	A	W	123	98
11/17/67	A	L	105	110	12/6/77	A	L	119	122	1/31/90	H	W	97	91	4/9/06	H	L	86	101
12/6/67	H	W	115	113	3/4/78	A	L	91	99	3/24/90	A	W	115	110	11/18/06	A	W	122	118
12/25/67	A	W	134	124	3/5/78	H	W	112	94	4/15/90	H	W	101	94	11/24/06	H	L	77	101
1/19/68	H	W	120	114	11/17/78	A	L	98	111	11/3/90	A	W	106	103	12/11/06	A	W	97	90
2/3/68	A	W	112	108	11/24/78	H	W	109	98	1/2/91	H	W	113	86	2/28/07	H	W	102	94
2/5/68	H	L	108	110	2/10/79	A	W	106	102	1/8/91	A	W	101	87	11/29/07	H	W	104	59
3/5/68	A	W	113	91	2/11/79	H	W	107	102	2/7/91	A	W	117	101	1/21/08	A	W	109	93
3/6/68	H	W	103	91	11/17/79	A	L	109	115	4/14/91	H	W	115	102	2/13/08	H	W	111	103
11/23/68	A	L	100	111	11/30/79	H	W	100	97	12/6/91	H	W	103	92	4/14/08	A	W	99	93
11/27/68	H	W	131	117	12/15/79	A	W	99	96	12/14/91	A	L	101	111	11/18/08	H	W	110	101
12/18/68	H	L	98	104	1/9/80	H	W	112	95	1/8/92	H	W	99	95	12/21/08	H	W	124	105
2/1/69	A	L	82	109	3/15/80	A	W	123	120	1/11/92	A	L	96	100	1/4/09	A	L	88	100
2/2/69	H	L	94	95	3/26/80	H	W	129	121	4/8/92	H	W	93	89	2/6/09	A	W	110	100
2/26/69	A	L	88	92	10/23/80	H	L	107	109	11/14/92	A	L	80	85	11/22/09	A	W	107	105
3/1/69	A	L	96	115	11/28/80	H	W	120	106	12/18/92	H	L	87	113	2/23/10	H	W	110	106
11/15/69	A	L	98	113	12/25/80	A	W	117	108	1/10/93	A	W	100	97	3/17/10	H	W	109	97
1/3/70	A	W	111	104	1/13/81	A	W	93	89	4/8/93	A	L	88	110	4/6/10	A	L	101	104
1/8/70	H	W	109	102	3/8/81	H	W	115	94	4/11/93	H	L	90	102	10/29/10	H	W	105	101
1/25/70	H	L	96	102	3/24/81	A	W	118	116	11/05/93	H	L	108	111	12/15/10	A	W	118	116
2/11/70	A	W	125	118	12/5/81	A	L	83	103	2/01/94	A	L	79	114	3/21/11	A	W	96	86
3/22/70	H	W	115	112	1/19/82	A	W	111	107	3/11/94	H	L	83	90	4/13/11	H	W	112	102
10/13/70	A	L	107	114	1/27/82	H	W	131	99	3/19/94	A	L	91	105	12/25/11	A	L	104	106
10/28/70	H	L	89	126	3/7/82	H	W	107	106	11/4/94	H	L	107	120	2/3/12	H	W	91	89
1/23/71	A	L	107	128	4/8/82	A	W	110	106	12/6/94	A	L	90	104	3/4/12*	H	W	115	111
1/29/71	H	L	111	118	4/18/82	H	W	119	99	3/7/95	A	L	110	115	4/17/12	A	L	110	118
3/6/71	A	L	104	112	11/20/82	A	W	97	83	3/8/95	H	L	100	108	1/7/13	A	W	102	96
3/7/71	H	L	110	116	12/16/82	A	L	105	113	4/21/95	H	L	92	99	1/24/13	H	L	86	89
10/26/71	A	L	101	106	2/9/83	H	W	106	96	1/9/96	A	L	93	98	3/26/13	H	L	100	85
11/26/71	H	L	89	104	3/5/83	A	L	98	105	1/12/96	H	L	92	105	3/31/13	A	L	89	108
12/1/71	A	W	105	97	3/13/83	H	L	110	112	4/9/96	A	L	93	97	12/8/13	A	W	114	75
1/25/72	A	L	106	109	4/6/83	H	W	102	98	4/21/96	H	L	111	122	12/13/13	H	W	90	86
1/28/72	H	W	122	116	11/18/83	H	L	103	110	1/10/97	H	L	98	111	1/18/14	A	L	88	114
3/12/72	H	W	112	109	11/22/83	A	L	113	117	1/11/97	A	L	99	112	3/12/14	H	L	92	116
11/24/72	H	W	114	97	12/15/83	A	W	102	100	1/28/97	A	L	107	109	12/12/14	H	L	95	101
11/25/72	A	L	94	97	2/29/84	H	L	98	102	3/7/97	H	L	102	113	2/3/15	A	W	108	97
12/26/72	H	W	115	106	3/22/84	A	W	108	100	11/4/97	A	L	70	102	2/25/15	H	W	115	94
1/27/73	A	L	108	111	4/11/84	H	W	102	96	1/19/98	H	L	82	98	3/27/15	A	W	96	92
1/28/73	H	L	93	96	11/14/84	H	W	115	99	1/26/98	H	W	94	85					
2/27/73	A	L	91	123	12/18/84	A	W	126	108	4/5/98	H	W	102	92					
3/11/73	H	W	122	107	1/4/85	H	W	105	94	2/26/99	H	W	94	80					

\* Overtime  
 \*\* Double-overtime

## ALL-TIME SERIES

Boston leads 281-178 (Celtics are 152-63 at home)

**CURRENT STREAK:** Three Celtics Wins

**LARGEST CELTICS WIN:** 45 points; 104-59 on 11/29/07 @ Boston

**LARGEST KNICKS WIN:** 57 points; 126-89 on 10/28/70 @ Boston



**OKLAHOMA CITY THUNDER**

Chesapeake Energy Arena (18,203)

Leadership Square, 211 North Robinson, Suite 300

Oklahoma City, OK 73102

405-208-4800

**2014-15 RESULTS**

Oklahoma City won 2-0 (Celtics were 0-1 at TD Garden)

11/12/14 Oklahoma City 109 at Boston 94

03/18/15 Boston 118 at Oklahoma City 122

**2015-16 MATCHUPS**

11/15/15 Boston at Oklahoma City

03/16/16 Oklahoma City at Boston

**DIRECTORY**

**HEAD COACH:** ..... Billy Donovan

**ASSISTANT COACHES:** ..... Monty Williams, Maurice Cheeks, Anthony Grant, Mark Bryant, Darko Rajakovic

**ATHLETIC TRAINER:** ..... Joe Sharpe

**PUBLIC AND MEDIA RELATIONS:** ..... Matt Tumbleson, Michael Ravina, John Read

**BROADCAST TELEVISION:** ..... Fox Sports Oklahoma. Broadcasters: Michael Cage, Brian Davis, Lesley McCaslin

**RADIO:** ..... WWLS 98.1 FM/640 AM. Broadcaster: Matt Pinto

**SPANISH RADIO:** ..... WKY 930AM. Broadcaster: Eleno Ornales

**2014-2015 SEASON SERIES (0-2) BOSTON VS. OKLAHOMA CITY**

PLAYER	G-GS	MIN	FG-FGA	PCT	3FG-FGA	PCT	FT-FTA	PCT	OFF	DEF	TOT	AST	PF-DQ	STL	TO	BLK	PTS	AVG	HI
Smart	1-1	37	8-14	.571	7-12	.583	2-4	.500	4	5	9	5	4-0	2	2	0	25	25.0	25
Rondo	1-1	36	8-15	.533	4-7	.571	0-0	---	2	7	9	12	2-0	2	1	0	20	20.0	20
Olynyk	2-1	55	13-23	.565	4-9	.444	4-10	.400	0	3	5	6	7-0	3	4	4	34	17.0	20
Bradley	2-2	66	13-23	.406	3-14	.214	1-3	.333	0	5	5	3	9-0	1	3	2	30	15.0	17
Green	1-1	39	4-14	.286	1-5	.200	5-5	1.000	0	5	5	1	1-0	0	2	0	14	14.0	14
Sullinger	1-1	34	7-13	.538	0-3	.000	0-0	---	3	8	11	6	2-0	0	1	0	14	14.0	14
Bass	2-1	44	10-13	.769	1-2	.500	5-5	1.000	1	2	3	4	0-0	0	0	0	26	13.0	20
Crowder (TOT)	1-0	31	5-9	.556	0-1	.000	1-2	.500	4	5	9	5	4-0	1	3	0	11	11.0	11
Crowder (BOS)	1-0	31	5-9	.556	0-1	.000	1-2	.500	4	5	9	5	4-0	1	3	0	11	11.0	11
Jerebko (TOT)	3-0	54	10-22	.455	4-10	.400	4-4	1.000	3	11	14	3	4-0	2	2	0	28	9.3	12
Jerebko (BOS)	1-0	19	1-3	.333	1-2	.500	4-4	1.000	0	4	4	2	0-0	0	1	0	7	7.0	7
Zeller	2-1	36	7-9	.778	0-0	---	0-0	---	1	1	2	3	4-0	0	3	0	14	7.0	12
Thomas (TOT)	2-0	37	3-14	.214	0-5	.000	6-6	1.000	0	4	4	6	4-0	1	5	0	12	6.0	6
Turner	2-1	51	4-10	.400	0-2	.000	4-6	.667	0	8	8	12	8-1	6	4	0	12	6.0	8
Young	1-0	4	1-1	1.000	1-1	1.000	0-0	---	0	0	0	0	1-0	0	0	0	3	3.0	3
Douglas-Roberts	1-0	12	0-4	.000	0-2	.000	2-2	1.000	1	2	3	1	4-0	0	0	0	2	2.0	2
Pressey	2-0	22	0-0	.000	0-8	.000	2-2	1.000	1	2	3	1	5-0	0	4	0	2	1.0	2
Datome (TOT)	1-0	3	0-1	.000	0-1	.000	0-0	---	0	0	0	0	0-0	0	0	0	0	0.0	0
Datome (BOS)	1-0	3	0-1	.000	0-1	.000	0-0	---	0	0	0	0	0-0	0	0	0	0	0.0	0
Wallace	1-0	5	0-0	---	0-0	---	0-0	---	0	1	1	0	1-0	0	0	0	0	0.0	0
<b>CELTICS</b>	<b>2</b>	<b>480</b>	<b>81-167</b>	<b>.485</b>	<b>22-67</b>	<b>.328</b>	<b>28-41</b>	<b>.683</b>	<b>18</b>	<b>56</b>	<b>74</b>	<b>60</b>	<b>48-1</b>	<b>15</b>	<b>29</b>	<b>8</b>	<b>212</b>	<b>106.0</b>	<b>118</b>
<b>THUNDER</b>	<b>2</b>	<b>480</b>	<b>82-170</b>	<b>.482</b>	<b>15-43</b>	<b>.349</b>	<b>52-61</b>	<b>.852</b>	<b>26</b>	<b>61</b>	<b>87</b>	<b>42</b>	<b>39-0</b>	<b>13</b>	<b>25</b>	<b>5</b>	<b>231</b>	<b>115.5</b>	<b>122</b>

**2014-2015 SEASON SERIES (2-0) OKLAHOMA CITY VS. BOSTON**

PLAYER	G-GS	MIN	FG-FGA	PCT	3FG-FGA	PCT	FT-FTA	PCT	OFF	DEF	TOT	AST	PF-DQ	STL	TO	BLK	PTS	AVG	HI
Westbrook	1-1	40	8-26	.308	1-6	.167	19-22	.864	2	3	5	10	5-0	5	7	0	36	36.0	36
Jackson	1-1	40	8-15	.533	2-5	.400	10-10	1.000	0	3	3	8	0-0	1	1	0	28	28.0	28
Morrow	2-0	59	18-27	.667	8-12	.667	4-4	1.000	1	10	11	1	3-0	1	2	0	48	24.0	28
Kanter (TOT)	2-2	62	20-29	.690	0-1	.000	2-2	1.000	10	6	16	2	9-1	0	6	1	42	21.0	22
Kanter (OKC)	1-1	31	10-13	.769	0-0	---	2-2	1.000	7	3	10	2	3-0	0	2	1	22	22.0	22
Adams	2-2	62	8-17	.471	0-0	---	7-11	.636	8	10	18	2	7-0	2	5	1	25	11.5	14
Ibaka	1-1	30	5-10	.500	1-3	.333	0-0	---	0	4	4	0	1-0	0	1	1	11	11.0	11
Walters (TOT)	2-1	53	8-22	.364	1-3	.333	1-2	.500	2	6	8	4	4-0	2	1	0	18	9.0	10
Walters (OKC)	1-1	35	4-14	.286	0-2	.000	0-0	---	2	3	5	3	2-0	1	0	0	8	8.0	8
Collison	2-0	45	5-13	.385	2-5	.400	4-4	1.000	0	7	7	4	6-0	1	0	0	16	8.0	12
Thomas	1-1	39	3-5	.600	0-0	---	1-2	.500	5	8	13	6	2-0	0	2	0	7	7.0	7
Perkins	1-0	24	3-6	.500	0-0	---	0-0	---	1	3	4	0	0-0	0	1	1	6	6.0	6
Augustin (TOT)	2-0	35	3-11	.273	0-3	.000	5-6	.833	1	3	4	5	0-0	1	4	0	11	5.5	10
Augustin (OKC)	1-0	21	3-5	.600	0-2	.000	4-4	1.000	0	1	1	2	0-0	1	3	0	10	10.0	10
Lamb	1-0	17	2-10	.200	0-5	.000	0-0	---	0	1	1	1	3-0	0	0	0	4	4.0	4
McGary	1-0	6	2-2	1.000	0-0	---	0-0	---	0	1	1	0	3-0	1	1	0	4	4.0	4
Telfair	1-0	8	1-2	.500	1-1	1.000	1-2	.500	0	2	2	3	1-0	0	0	0	4	4.0	4
Singler (TOT)	1-1	24	1-7	.143	1-4	.250	0-0	---	2	2	4	1	1-0	0	0	0	3	3.0	3
Novak (TOT)	1-0	8	1-3	.333	0-2	.000	0-0	---	0	0	0	0	1-0	0	1	2	2.0	2.0	2
Novak (OKC)	1-0	8	1-3	.333	0-2	.000	0-0	---	0	0	0	0	1-0	0	1	2	2.0	2.0	2
Roberson	1-1	16	1-2	.500	0-0	---	0-0	---	0	2	2	0	2-0	0	1	0	2	2.0	2
<b>THUNDER</b>	<b>2</b>	<b>480</b>	<b>82-170</b>	<b>.482</b>	<b>15-43</b>	<b>.349</b>	<b>52-61</b>	<b>.852</b>	<b>26</b>	<b>61</b>	<b>87</b>	<b>42</b>	<b>39-0</b>	<b>13</b>	<b>25</b>	<b>5</b>	<b>231</b>	<b>115.5</b>	<b>122</b>
<b>CELTICS</b>	<b>2</b>	<b>480</b>	<b>81-167</b>	<b>.485</b>	<b>22-67</b>	<b>.328</b>	<b>28-41</b>	<b>.683</b>	<b>18</b>	<b>56</b>	<b>74</b>	<b>60</b>	<b>48-1</b>	<b>15</b>	<b>29</b>	<b>8</b>	<b>212</b>	<b>106.0</b>	<b>118</b>



## CELTICS VS. THUNDER GAME-BY-GAME RESULTS

Date	H/A	W/L	Celtics	Opp	Date	H/A	W/L	Celtics	Opp
11/14/67	N	W	114	111	3/9/83	H	L	106	112
11/23/67	N	L	106	133	2/17/84	A	W	111	100
12/19/67	A	W	118	114	3/4/84	H	W	117	93
1/5/68	A	W	128	121	1/23/85	H	L	97	107
1/10/68	H	W	123	110	2/14/85	A	W	110	94
2/24/68	N	W	141	137	2/2/86	H	W	114	101
3/11/68	A	W	119	112	2/13/86	A	W	107	98
11/8/68	H	L	112	114	12/30/86	A	W	104	102
11/20/68	A	W	132	92	3/20/87	H	W	112	108
1/6/69	A	W	121	97	11/27/87	H	W	117	112
1/18/69	H	W	111	97	12/30/87	A	L	105	111
1/29/69*	N	L	122	124	2/5/89	H	L	87	89
2/23/69	A	L	116	118	2/21/89	A	L	91	96
11/23/69	A	W	125	116	12/13/89	H	W	109	97
12/26/69	A	W	122	112	12/29/89	A	W	96	89
1/13/70	N	W	111	102	12/3/90	H	W	135	102
2/6/70	H	W	127	117	2/12/91	A	W	114	111
2/20/70	A	W	127	125	12/13/91	H	W	117	97
3/20/70	H	L	119	123	12/27/91	A	W	110	87
10/17/70	A	L	114	126	12/11/92	H	L	90	100
11/6/70	H	W	116	104	12/29/92	A	L	87	111
12/9/70	H	W	136	121	2/2/94	H	L	84	97
12/26/70	A	L	117	124	2/25/94	A	L	102	115
1/6/71	H	W	137	112	11/16/94	H	W	120	93
11/13/71	A	L	112	116	3/14/95	A	L	93	113
12/15/71	H	W	112	100	12/29/95	A	L	85	124
1/9/72	A	L	119	125	3/1/96	H	L	96	106
2/6/72	H	W	128	123	11/22/96	H	L	91	118
2/16/72	A	L	112	113	2/17/97	A	L	108	113
11/29/72	H	W	120	98	1/9/98	H	L	92	111
12/17/72	A	W	123	98	2/20/98	A	W	106	96
1/19/73	H	W	124	104	1/21/00	H	W	111	86
2/18/73	A	W	106	105	2/19/00	A	L	91	94
11/14/73	H	W	120	107	2/15/01	A	W	108	88
12/23/73	A	W	96	95	2/26/01	H	W	85	82
1/23/74	H	L	97	98	11/9/01	H	W	104	94
2/13/74	A	L	100	118	2/16/02	A	L	79	99
11/27/74	H	W	104	99	2/5/03	H	W	114	74
12/29/74	A	W	121	101	2/11/03	A	W	82	76
2/19/75	A	L	95	121	12/10/03	H	W	126	112
3/2/75	H	L	97	104	2/22/04	A	L	87	108
11/26/75	H	L	109	110	11/21/04	H	W	102	83
1/21/76	A	W	108	98	12/11/04	A	W	98	84
2/18/76	A	L	99	124	11/16/05	H	L	100	113
2/27/76	H	W	122	118	12/26/05	A	L	111	118
12/1/76	H	W	107	103	12/31/06	A	L	95	101
1/5/77	A	L	93	94	3/9/07	H	W	118	103
2/25/77	A	W	112	92	12/27/07	A	W	104	96
3/9/77	H	L	86	114	3/12/08	H	W	111	82
12/2/77	H	L	89	111	11/5/08	A	W	96	83
12/22/77	A	L	99	132	3/29/09	H	W	103	84
1/22/78	H	L	92	103	12/4/09	A	W	105	87
3/26/78	A	L	101	112	3/31/10	H	L	104	109
12/1/78	H	W	87	80	11/7/10	A	W	92	83
1/3/79	A	L	116	123	11/19/10	H	L	84	89
2/7/79	H	W	107	100	1/16/12	H	L	88	97
3/22/79	A	L	110	112	2/22/12	A	L	104	119
1/20/80**	H	L	106	108	11/25/12	H	W	108	100
2/17/80	A	L	108	109	3/10/13	A	L	79	91
1/25/81	H	W	115	106	1/5/14	A	L	96	119
2/10/81*	A	L	107	108	1/24/14	H	L	83	101
1/22/82	H	L	106	118	11/12/14	H	L	94	109
2/21/82	A	L	100	103	3/18/15	A	L	118	122
2/16/83	A	W	108	100					

\* Overtime  
\*\* Double-overtime

THUNDER: Seattle Supersonics 1967-2008; Oklahoma City 2008-present.

## ALL-TIME SERIES

Boston leads 68-59 (Celtics are 35-24 at home)

CURRENT STREAK: Five Thunder Wins

LARGEST CELTICS WIN: 47 points; 139-92 on 11/20/68 @ Seattle

LARGEST THUNDER WIN: 39 points; 124-85 on 12/29/95 @ Seattle



**ORLANDO MAGIC**

Amway Center (18,846)  
8701 Maitland Summit Boulevard, Orlando, FL 32810  
407-916-2400 • fax 407-916-2830

**2014-15 RESULTS**

Series split 2-2 (Celtics were 2-0 at TD Garden)

12/17/14 Orlando 92 at Boston 109  
12/23/14 Boston 95 at Orlando 100  
03/08/15 Boston 98 at Orlando 103  
03/13/15 Orlando 88 at Boston 95

**2015-16 MATCHUPS**

11/29/15 Boston at Orlando  
01/29/16 Orlando at Boston  
01/31/16 Boston at Orlando  
03/21/16 Orlando at Boston

**DIRECTORY**

**HEAD COACH:** ..... Scott Skiles  
**ASSISTANT COACHES:** ..... Adrian Griffin, Monte Mathis, Mario Elie, Conner Henry  
**ATHLETIC TRAINER:** ..... Keon Weise  
**PUBLIC AND MEDIA RELATIONS:** ..... Joel Glass, George Galante, Trish Wingerson, Melanie Curtsinger  
**BROADCAST TELEVISION:** ..... Fox Sports Florida, Sun Sports. Broadcasters: David Steele, Jeff Turner  
**RADIO:** ..... ESPN 580 Orlando (580 AM). Broadcasters: Dennis Neumann, Richie Aduubato  
**SPANISH RADIO:** ..... TBA. Broadcaster: Joey Colón

**2014-2015 SEASON SERIES (2-2) BOSTON VS. ORLANDO**

PLAYER	G-GS	MIN	FG-FGA	PCT	3FG-FGA	PCT	FT-FTA	PCT	OFF	DEF	TOT	AST	PF-DQ	STL	TO	BLK	PTS	AVG	HI
Thomas (TOT)	1-0	30	5-14	.357	3-9	.333	8-10	.800	0	5	9	4	0	2	3	0	21	21.0	21
Thomas (BOS)	1-0	30	5-14	.357	3-9	.333	8-10	.800	0	5	9	4	0	2	3	0	21	21.0	21
Bass	4-2	109	24-46	.522	1-2	.500	7-9	.778	15	16	31	6	8-0	0	3	4	56	14.0	19
Rondo	1-1	33	6-12	.500	1-3	.333	0-0	---	1	6	7	15	1-0	2	6	0	13	13.0	13
Turner	4-2	106	19-38	.500	4-8	.500	9-9	1.000	1	17	18	13	10-0	5	10	1	51	12.8	30
Bradley	3-3	101	13-35	.371	6-14	.429	2-2	1.000	1	12	13	3	9-0	2	6	1	34	11.3	20
Olynyk	4-0	90	17-33	.515	6-13	.462	4-9	.444	4	17	21	3	7-0	3	3	2	44	11.0	15
Zeller	4-4	92	15-31	.484	0-0	---	13-14	.929	9	20	29	1	13-0	2	4	3	45	10.8	22
Green	2-2	56	8-20	.400	2-6	.333	2-5	.667	0	2	2	1	2-0	2	3	0	20	10.0	16
Nelson	1-1	30	3-9	.333	1-6	.167	2-2	1.000	2	2	4	11	3-0	4	1	0	9	9.0	9
Smart	3-2	81	8-24	.333	5-12	.417	5-11	.455	7	6	13	6	4-0	5	6	1	26	8.7	16
Sullinger	2-2	33	7-18	.389	2-5	.400	0-0	---	1	4	5	1	4-0	0	1	1	16	8.0	16
Pressey	3-0	53	9-15	.600	0-4	.000	3-6	.500	0	7	7	15	4-0	5	5	1	21	7.0	10
Datome (TOT)	2-0	17	5-8	.625	3-4	.750	0-0	---	0	2	2	0	1-0	0	1	2	13	6.5	10
Datome (BOS)	2-0	17	5-8	.625	3-4	.750	0-0	---	0	2	2	0	1-0	0	1	2	13	6.5	10
Crowder (TOT)	3-1	63	5-22	.227	3-10	.300	2-2	1.000	1	13	14	3	9-0	0	1	0	15	5.0	7
Crowder (BOS)	3-1	63	5-22	.227	3-10	.300	2-2	1.000	1	13	14	3	9-0	0	1	0	15	5.0	7
Wright	1-0	13	2-4	.500	0-0	---	1-2	.500	0	3	3	1	0-0	0	0	1	5	5.0	5
Jerebko (TOT)	4-0	72	6-22	.273	2-8	.250	3-6	.500	4	8	12	7	9-0	1	5	2	17	4.3	7
Jerebko (BOS)	2-0	34	2-7	.286	2-4	.500	1-2	.500	0	5	5	2	2-0	1	3	1	7	3.5	7
Young	2-0	10	1-4	.250	0-2	.000	1-2	.500	1	0	1	0	1-0	1	0	0	3	1.5	3
Wallace	1-0	9	0-0	---	0-0	---	0-0	---	1	1	2	0	1-0	1	0	1	0	0.0	0
<b>CELTICS</b>	<b>4</b>	<b>960</b>	<b>149-340</b>	<b>.438</b>	<b>39-102</b>	<b>.382</b>	<b>60-83</b>	<b>.746</b>	<b>44</b>	<b>138</b>	<b>182</b>	<b>90</b>	<b>83-0</b>	<b>35</b>	<b>59</b>	<b>19</b>	<b>397</b>	<b>99.3</b>	<b>109</b>
<b>MAGIC</b>	<b>4</b>	<b>960</b>	<b>148-335</b>	<b>.442</b>	<b>25-79</b>	<b>.316</b>	<b>62-96</b>	<b>.646</b>	<b>45</b>	<b>142</b>	<b>187</b>	<b>80</b>	<b>73-0</b>	<b>32</b>	<b>61</b>	<b>17</b>	<b>383</b>	<b>95.8</b>	<b>103</b>

**2014-2015 SEASON SERIES (2-2) ORLANDO VS. BOSTON**

PLAYER	G-GS	MIN	FG-FGA	PCT	3FG-FGA	PCT	FT-FTA	PCT	OFF	DEF	TOT	AST	PF-DQ	STL	TO	BLK	PTS	AVG	HI
Harris	4-4	149	26-51	.510	7-18	.389	14-18	.778	0	16	16	10	6-0	6	6	3	73	18.3	21
Vucevic	3-3	101	24-48	.500	0-0	---	4-4	1.000	11	25	36	7	8-0	2	4	1	52	17.3	18
Payton	4-3	130	25-47	.489	2-6	.333	9-25	.391	3	15	18	27	9-0	4	14	1	57	14.3	20
Oladipo	4-4	146	17-57	.298	5-11	.273	11-15	.846	3	17	20	18	13-0	7	9	0	48	12.0	22
Fournier	2-1	66	8-23	.348	0-7	.000	4-8	.500	2	3	5	4	1-0	2	2	0	20	10.0	13
O'Quinn	3-1	62	10-18	.556	2-5	.400	7-7	1.000	3	18	21	0	10-0	2	3	2	29	9.7	18
Harkless	3-0	69	8-18	.444	3-8	.375	2-5	.400	2	14	16	4	6-0	5	3	1	21	7.0	14
Frye	4-2	73	9-26	.346	6-14	.429	3-4	.750	5	9	14	4	10-0	3	3	2	27	6.8	13
A. Gordon	2-0	35	5-11	.455	1-5	.200	2-2	1.000	2	8	10	0	2-0	1	2	2	13	6.5	11
Dedmon	3-2	61	7-12	.583	0-0	---	4-8	.500	13	14	27	0	3-0	0	5	3	18	6.0	11
Ridnour	1-0	17	2-4	.500	1-2	.500	0-0	---	0	1	1	1	3-0	0	2	1	5	5.0	5
B. Gordon	3-0	41	6-14	.429	0-2	.000	2-4	.500	1	1	2	4	2-0	0	4	0	14	4.7	8
Nicholson	2-0	11	3-6	.500	0-1	.000	0-0	---	0	1	1	1	0-0	0	3	1	6	3.0	6
<b>MAGIC</b>	<b>4</b>	<b>960</b>	<b>148-335</b>	<b>.442</b>	<b>25-79</b>	<b>.316</b>	<b>62-96</b>	<b>.646</b>	<b>45</b>	<b>142</b>	<b>187</b>	<b>80</b>	<b>73-0</b>	<b>32</b>	<b>61</b>	<b>17</b>	<b>383</b>	<b>95.8</b>	<b>103</b>
<b>CELTICS</b>	<b>4</b>	<b>960</b>	<b>149-340</b>	<b>.438</b>	<b>39-102</b>	<b>.382</b>	<b>60-83</b>	<b>.723</b>	<b>44</b>	<b>138</b>	<b>182</b>	<b>90</b>	<b>83-0</b>	<b>35</b>	<b>59</b>	<b>19</b>	<b>397</b>	<b>99.3</b>	<b>109</b>



## CELTICS VS. MAGIC GAME-BY-GAME RESULTS

Date	H/A	W/L	Celtics	Opp	Date	H/A	W/L	Celtics	Opp
1/17/90	A	W	133	111	11/28/05	H	L	83	87
3/16/90	A	W	130	127	2/4/06	A	L	91	100
4/01/90	H	W	133	125	2/12/06	H	W	102	94
4/18/90	H	W	133	112	3/17/06	A	L	77	84
1/30/91	H	W	144	102	11/13/06	H	L	89	92
4/6/91	A	L	98	102	1/7/07	A	L	79	87
11/27/91	H	W	101	92	3/28/07**	H	W	105	96
12/17/91	A	W	105	98	4/15/07	A	L	86	88
1/22/92	H	W	107	95	11/18/07	A	L	102	104
3/4/92	H	W	125	100	12/23/07	H	W	103	91
3/8/92	A	W	111	93	1/27/08	A	L	93	96
12/8/92	A	W	117	102	12/1/08	H	W	107	88
1/15/93	H	L	94	113	1/22/09	A	W	90	80
1/29/93*	A	W	116	105	3/8/09	H	L	79	86
4/18/93	A	L	79	88	3/25/09	A	L	82	84
4/21/93	H	W	126	98	11/20/09	H	L	78	83
11/19/93	H	W	115	106	12/25/09	A	W	86	77
12/10/93	A	L	102	117	1/28/10	A	L	94	96
2/15/94	A	L	92	102	2/7/10	H	L	89	96
4/15/94*	H	W	113	110	12/25/10	A	L	78	86
11/25/94	H	W	124	118	1/17/11	H	W	109	106
1/24/95	A	L	97	110	2/6/11	H	W	91	80
2/23/95	H	W	119	117	1/23/12	H	W	87	56
2/24/95	A	L	103	129	1/26/12	A	W	91	83
4/13/95	H	W	119	114	4/18/12	H	W	102	98
11/10/95	H	L	94	110	11/25/12*	A	W	116	110
1/30/96	A	L	99	104	2/1/13	H	W	97	84
3/20/96	H	L	90	112	4/13/13	A	W	120	88
4/4/96	A	W	100	98	11/8/13	A	W	91	89
1/24/97*	H	L	117	121	11/11/13	H	W	120	105
2/6/97	A	L	111	119	1/19/14	A	L	91	93
3/21/97	H	L	99	104	2/2/14	H	W	96	89
4/12/97	A	L	98	121	12/17/14	H	W	109	92
11/2/97	H	L	96	107	12/23/14	A	L	95	100
1/10/98	A	L	82	90	3/8/15	A	L	98	103
4/1/98	A	W	98	87	3/13/15	H	W	95	88
4/10/98*	H	W	82	80					
2/8/99	A	L	90	107					
2/24/99	H	W	111	79					
4/05/99	A	L	99	106					
1/26/00	A	L	89	111					
3/5/00	H	W	97	91					
3/28/00	A	L	87	122					
4/12/00	H	W	95	91					
11/24/00*	H	W	103	98					
12/5/00	A	L	98	101					
12/30/00	H	L	90	95					
4/4/01	A	L	101	108					
11/29/01	A	W	99	89					
1/2/02	H	W	110	94					
1/7/02	A	L	87	98					
3/6/02	H	W	130	110					
12/2/02	A	W	102	97					
12/9/02*	A	W	114	109					
12/28/02	A	L	95	101					
1/26/03	H	W	91	83					
4/12/03	A	L	86	89					
11/26/03	A	W	94	92					
1/7/04	H	W	101	93					
1/16/04*	A	L	118	124					
3/1/04	H	W	117	96					
11/29/04	A	W	117	101					
1/10/05	H	W	119	101					
2/4/05	H	W	112	100					

\* Overtime

\*\* Double-overtime

## ALL-TIME SERIES

Boston leads 56-44 (Celtics are 38-12 at home)

**CURRENT STREAK:** One Celtics Win**LARGEST CELTICS WIN:** 42 points; 144-102 on 01/30/91 @ Boston**LARGEST MAGIC WIN:** 35 points; 122-87 on 03/28/00 @ Orlando



PHILADELPHIA 76ERS

Wells Fargo Center (20,318)  
3601 South Broad Street, Philadelphia, PA 19148  
215-339-7600 • fax 215-339-7632

2014-15 RESULTS

Boston won 4-0 (Celtics were 2-0 at TD Garden)

11/19/14 Boston 101 at Philadelphia 90  
12/15/14 Boston 105 at Philadelphia 87  
02/06/15 Philadelphia 96 at Boston 107  
03/16/15 Philadelphia 89 at Boston 108

2015-16 MATCHUPS

10/28/15 Philadelphia at Boston  
11/25/15 Philadelphia at Boston  
01/23/16 Boston at Philadelphia  
03/20/16 Boston at Philadelphia

DIRECTORY

HEAD COACH: ..... Brett Brown  
ASSISTANT COACHES: ..... Lloyd Pierce, Billy Lange  
ATHLETIC TRAINER: ..... Kevin Johnson  
PUBLIC AND MEDIA RELATIONS: ..... Mike Preston, Alex Yoh  
CABLE TELEVISION: ..... Comcast SportsNet, The Comcast Network. Broadcasters: Marc Zumoff, TBD, Molly Sullivan  
RADIO: ..... The Fanatic (97.5 FM). Broadcaster: Tom McGinnis

2014-2015 SEASON SERIES (4-0) BOSTON VS. PHILADELPHIA

PLAYER	G-GS	MIN	FG-FGA	PCT	3FG-FGA	PCT	FT-FTA	PCT	OFF	DEF	TOT	AST	PF-DD	STL	TO	BLK	PTS	AVG	HI
Thomas (TOT)	2-0	47	10-15	.667	4-5	.800	11-11	1.000	2	7	9	15	8-0	3	4	0	35	17.5	23
Sullinger	3-3	91	21-43	.488	3-11	.273	4-8	.500	9	19	28	13	6-0	2	5	1	49	16.3	22
Bass	4-2	106	25-39	.641	1-1	1.000	11-16	.688	3	15	18	6	8-0	1	5	1	62	15.5	23
Bradley	4-4	124	24-60	.400	9-26	.346	3-5	.600	1	14	15	9	8-0	5	3	0	60	15.0	20
Thornton	2-0	40	10-23	.435	7-14	.500	2-2	1.000	3	4	7	5	3-0	4	1	0	29	14.5	16
Olynyk	3-1	71	16-32	.500	3-9	.333	5-7	.714	5	10	15	6	11-0	5	7	2	40	13.3	30
Green	2-2	65	9-21	.429	1-7	.143	6-9	.667	3	12	15	2	3-0	2	4	1	25	12.5	14
Zeller	4-2	78	18-32	.563	0-0	---	12-16	.750	7	15	22	5	11-0	1	7	6	48	12.0	26
Datome (TOT)	1-0	20	4-8	.500	2-4	.500	0-0	---	0	1	1	2	2-0	0	1	3	10	10.0	10
Datome (BOS)	1-0	20	4-8	.500	2-4	.500	0-0	---	0	1	1	2	2-0	0	1	3	10	10.0	10
Turner	4-2	94	12-29	.414	0-3	.000	6-6	1.000	1	20	21	20	8-0	3	7	1	30	7.5	12
Rondo	2-2	55	5-8	.625	1-2	.500	3-6	.500	2	10	12	20	2-0	6	8	0	14	7.0	9
Smart	2-2	66	5-16	.313	2-5	.400	2-3	.667	3	9	12	10	4-0	2	4	0	14	7.0	11
Crowder (TOT)	4-0	78	11-22	.500	2-9	.222	3-5	.600	2	10	12	6	6-0	7	1	0	27	6.8	11
Crowder (BOS)	2-0	51	9-13	.692	1-4	.250	2-4	.500	1	10	11	4	4-0	3	1	0	21	10.5	11
Jerebko (TOT)	4-0	42	5-10	.500	2-5	.400	3-3	1.000	3	3	6	1	7-0	2	3	2	15	3.8	10
Jerebko (BOS)	1-0	13	0-1	.000	0-1	.000	2-2	1.000	1	1	2	1	3-0	0	0	0	2	2.0	2
Pressey	4-0	55	4-14	.286	0-3	.000	7-8	.875	0	7	7	7	8-0	4	5	0	15	3.8	5
Powell	1-0	2	0-0	---	0-0	---	1-2	.500	0	0	0	0	0-0	1	0	0	1	1.0	1
Randolph	1-0	2	0-1	.000	0-0	---	1-2	.500	0	2	2	0	0-0	0	0	0	0	0.0	0
Dawkins (TOT)	1-0	2	0-0	---	0-0	---	0-0	---	0	0	0	0	1-0	0	1	0	0	0.0	0
Wallace	1-0	12	0-0	---	0-0	---	0-0	---	0	1	1	1	3-0	2	0	1	0	0.0	0
Young	2-0	15	0-3	.000	0-2	.000	0-0	---	0	2	2	1	3-0	0	0	0	0	0.0	0
<b>CELTICS</b>	<b>4</b>	<b>960</b>	<b>162-343</b>	<b>.472</b>	<b>30-92</b>	<b>.326</b>	<b>67-96</b>	<b>.698</b>	<b>39</b>	<b>152</b>	<b>191</b>	<b>112</b>	<b>87-0</b>	<b>41</b>	<b>58</b>	<b>16</b>	<b>421</b>	<b>105.3</b>	<b>108</b>
<b>76ERS</b>	<b>4</b>	<b>960</b>	<b>136-342</b>	<b>.398</b>	<b>30-98</b>	<b>.306</b>	<b>60-97</b>	<b>.619</b>	<b>45</b>	<b>131</b>	<b>176</b>	<b>83</b>	<b>87-0</b>	<b>34</b>	<b>72</b>	<b>18</b>	<b>362</b>	<b>90.5</b>	<b>96</b>

2014-2015 SEASON SERIES (0-4) PHILADELPHIA VS. BOSTON

PLAYER	G-GS	MIN	FG-FGA	PCT	3FG-FGA	PCT	FT-FTA	PCT	OFF	DEF	TOT	AST	PF-DD	STL	TO	BLK	PTS	AVG	HI
Smith (TOT)	1-0	27	7-15	.538	1-2	.500	1-2	.500	1	1	2	4	1-0	1	1	1	16	16.0	16
Smith (PHI)	1-0	27	7-15	.538	1-2	.500	1-2	.500	1	1	2	4	1-0	1	1	1	16	16.0	16
Noel	4-4	124	22-42	.524	0-0	---	11-15	.733	6	24	30	8	14-0	8	8	5	55	13.8	19
Carter-Williams	2-2	62	9-25	.360	2-9	.222	4-6	.667	1	10	11	11	2-0	1	9	0	24	12.0	13
Mbata a Moute	4-4	118	20-43	.465	5-12	.417	3-11	.273	4	12	16	10	8-0	5	9	1	48	12.0	18
Wroten	2-0	58	7-22	.318	1-8	.125	6-9	.667	2	5	7	8	4-0	1	6	0	21	10.5	21
Canaan (TOT)	2-2	63	7-22	.318	5-16	.313	1-4	.250	2	8	10	4	5-0	2	5	1	20	10.0	21
Canaan (PHI)	1-1	28	4-11	.364	2-7	.286	1-2	.500	0	6	6	2	4-0	0	3	1	11	11.0	11
Shved	1-0	12	3-8	.375	1-2	.500	3-3	1.000	2	2	4	0	1-0	1	2	1	10	10.0	10
Covington	4-2	99	12-40	.300	7-23	.304	8-10	.800	3	16	19	7	14-0	5	5	1	39	9.8	16
McDaniels	3-1	55	10-22	.455	3-9	.333	6-7	.857	2	6	8	1	5-0	2	6	4	29	9.7	15
Thompson	4-3	117	13-29	.448	7-14	.500	3-4	.750	3	15	18	8	8-0	5	4	0	36	9.0	16
Simms	4-1	81	14-35	.424	0-1	.000	5-8	.625	8	12	20	5	6-0	0	2	0	35	8.3	14
T. Robinson (TOT)	2-1	44	6-12	.500	0-0	---	4-7	.571	6	11	17	1	4-0	1	2	3	16	8.0	9
T. Robinson (PHI)	1-0	15	2-5	.400	0-0	---	3-4	.750	0	5	5	0	1-0	0	1	1	7	7.0	7
Sampson	2-1	19	4-7	.571	0-2	.000	3-5	.600	0	3	3	2	4-0	0	2	2	11	5.5	6
Frazier	1-0	35	2-9	.222	0-1	.000	1-5	.200	1	4	5	11	4-0	2	2	0	5	5.0	5
Grant	3-0	54	3-15	.200	1-5	.200	2-6	.333	4	4	8	2	3-0	2	4	1	9	3.0	6
Kirilenko (TOT)	1-0	10	0-3	.000	0-0	---	3-4	.750	2	1	3	0	0-0	1	0	0	3	3.0	3
Aldemir	1-0	10	1-3	.333	0-0	---	0-0	---	2	0	2	1	2-0	0	1	0	2	2.0	2
Davies	1-0	17	1-5	.200	0-1	.000	0-0	---	0	2	2	1	4-0	1	1	0	2	2.0	2
Gordon	1-0	11	1-3	.333	0-0	---	0-0	---	3	2	5	0	2-0	0	1	0	2	2.0	2
Richardson	1-1	20	1-7	.143	0-2	.000	0-0	---	3	2	5	2	0-0	0	0	0	2	2.0	2
G. Robinson (TOT)	1-0	2	0-1	.000	0-0	---	0-0	---	0	0	0	0	0-0	0	1	0	0	0.0	0
<b>76ERS</b>	<b>4</b>	<b>960</b>	<b>136-342</b>	<b>.398</b>	<b>30-98</b>	<b>.306</b>	<b>60-97</b>	<b>.619</b>	<b>45</b>	<b>131</b>	<b>176</b>	<b>83</b>	<b>87-0</b>	<b>34</b>	<b>72</b>	<b>18</b>	<b>362</b>	<b>90.5</b>	<b>96</b>
<b>CELTICS</b>	<b>4</b>	<b>960</b>	<b>162-343</b>	<b>.472</b>	<b>30-92</b>	<b>.326</b>	<b>67-96</b>	<b>.698</b>	<b>39</b>	<b>152</b>	<b>191</b>	<b>112</b>	<b>87-0</b>	<b>41</b>	<b>58</b>	<b>16</b>	<b>421</b>	<b>105.3</b>	<b>108</b>



# CELTICS VS. SIXERS GAME-BY-GAME RESULTS (SINCE 1965-66)

Date	H/A	W/L	Celtics	Opp	Date	H/A	W/L	Celtics	Opp	Date	H/A	W/L	Celtics	Opp	Date	H/A	W/L	Celtics	Opp
11/6/65	A	W	101	91	11/23/74	A	L	96	98	11/25/86	A	L	100	102	4/9/01	A	L	95	108
11/12/65	A	L	114	123	12/17/74	A	L	109	113	12/5/86	A	L	108	106	12/17/01	A	L	83	99
12/3/65	A	L	103	119	12/18/74	A	W	131	99	12/19/86	A	L	100	122	1/25/02	H	L	90	106
12/28/65	A	L	93	102	1/19/75	H	W	102	100	1/25/87	H	W	111	96	3/4/02	A	W	100	94
1/14/66	A	L	100	112	2/7/75	H	L	95	98	3/29/87	H	W	118	100	3/22/02	H	L	91	96
1/16/66	H	W	137	122	3/5/75	A	W	116	107	4/5/87*	A	L	104	106	11/13/02	H	W	91	81
2/6/66	H	W	100	99	4/5/75	A	W	111	97	11/20/87	A	L	85	116	12/4/02	A	L	93	99
2/12/66	N	W	85	83	11/14/75	H	L	109	119	12/20/87	H	W	124	87	1/20/03	A	W	100	99
3/5/66	A	L	85	102	12/20/75	A	W	111	97	12/22/87	A	W	118	115	4/10/03	H	L	78	99
3/6/66	H	L	110	113	1/11/76	A	L	107	118	1/31/88	H	W	100	85	12/21/03	A	W	87	84
10/29/66	A	L	96	138	1/16/76	H	W	118	110	3/25/88	H	L	93	97	2/21/04	A	W	110	80
11/5/66	H	W	105	87	3/3/76	A	L	110	123	4/10/88	A	W	117	108	3/28/04	H	W	89	65
12/11/66	H	W	117	103	3/20/76*	A	W	103	96	11/5/88	A	L	115	129	11/30/04	H	L	95	98
12/28/66	A	L	108	113	3/21/76	H	W	108	100	12/9/88	H	W	121	107	11/24/04	A	L	97	110
1/15/67	H	L	95	110	11/25/76	A	L	102	116	1/18/89	A	L	104	115	4/3/05	H	L	93	97
1/24/67	A	W	118	106	1/22/77	A	L	94	109	1/20/89	H	W	117	109	4/12/05	A	W	105	98
2/12/67	H	W	113	112	1/23/77	H	L	83	91	3/26/89	H	W	105	103	11/30/05	H	W	110	103
3/8/67*	A	L	113	115	4/3/77	H	W	96	90	3/28/89*	A	L	115	117	1/13/06***	A	L	124	125
3/16/67	A	W	116	114	11/18/77	H	L	112	121	11/14/89	H	W	96	94	3/8/06	A	W	104	101
10/28/67	H	W	104	95	1/8/78	A	L	91	94	12/22/89	H	L	88	89	4/7/06	A	W	109	99
11/18/67	A	W	116	111	3/10/78	A	L	109	120	3/11/90	H	W	107	105	12/13/06	A	W	101	81
12/14/67	H	W	102	101	3/12/78	H	L	103	105	3/28/90	A	L	104	122	12/13/06	A	W	101	81
12/29/67	A	L	123	133	10/27/79	A	W	108	102	4/22/90	A	W	118	98	12/22/06	H	L	83	98
1/28/68	H	W	115	103	1/21/79	H	L	87	91	12/1/90	A	L	110	116	3/30/07	A	L	82	88
1/30/68	A	L	118	125	3/17/79	A	L	107	114	1/25/91	A	L	94	116	4/11/07	H	L	94	102
3/3/68	H	L	127	133	3/25/79	H	W	103	94	1/25/91	A	L	94	116	12/5/07	A	W	113	103
3/8/68	A	L	96	101	11/10/79	A	L	94	95	3/17/91	H	W	110	105	1/18/08	H	W	116	89
11/7/68	H	W	118	99	12/19/79	H	W	112	89	4/18/91	A	L	97	122	3/10/08	A	W	100	86
11/30/68*	A	W	117	113	12/22/79	A	L	113	126	11/15/91	H	W	122	97	3/24/08	H	L	90	95
11/1/69	A	W	111	101	2/6/80	H	W	129	110	1/17/92	H	W	98	95	11/28/08	H	W	102	78
1/24/69	H	L	111	120	3/10/80	H	W	111	92	2/1/92	A	L	110	126	12/23/08	H	W	110	91
2/9/69*	H	W	122	117	3/30/80	A	L	110	116	4/14/92	A	W	99	94	2/3/09	A	W	100	99
2/16/69	A	L	102	127	11/18/80	A	L	113	117	11/13/92	H	L	115	126	4/14/09	A	W	100	98
3/12/69	A	W	126	117	2/4/81	A	L	104	107	11/23/92	A	W	117	109	11/3/09	A	W	105	74
11/7/69	A	W	131	123	2/4/81	A	L	104	107	11/28/92	A	W	105	93	12/25/09	H	W	113	110
11/26/69	H	L	114	135	3/1/81	H	W	114	107	3/10/93	A	W	104	100	12/18/09	H	L	97	98
12/5/69	H	L	104	105	3/22/81	A	L	94	126	3/31/93	H	W	109	103	3/5/10	A	W	96	86
1/4/70	A	L	120	130	3/29/81	H	W	98	94	11/10/93	A	W	91	89	12/9/10	A	W	102	101
1/28/70	H	W	112	100	12/4/81	H	W	111	103	12/13/93	H	W	112	107	12/22/10	H	W	84	80
3/6/70	A	L	134	150	12/19/81*	A	L	118	123	1/10/94	A	L	94	99	3/11/11	A	L	86	89
10/31/70	A	W	133	102	1/8/82	H	W	96	90	3/27/94*	H	W	124	122	4/5/11	H	W	99	82
11/4/70	A	W	115	113	3/21/82	A	W	123	111	4/3/94	A	W	135	112	3/7/12	A	L	71	103
1/2/71	A	W	125	120	3/28/82	H	L	98	116	11/26/94	A	W	108	99	3/23/12	A	L	86	99
1/10/71	H	L	107	115	4/11/82*	A	W	110	109	12/23/94	H	L	77	85	4/8/12	H	W	103	79
1/31/71	H	W	132	126	11/6/82**	A	L	115	119	3/24/95	A	W	107	75	11/9/12	H	L	100	106
2/2/71	A	L	105	108	12/10/82	H	W	123	97	4/7/95	H	W	91	81	12/7/12*	H	L	94	95
12/28/71	A	W	120	116	12/21/82	A	L	105	122	12/9/95	A	W	124	98	12/8/12	H	W	92	79
12/31/71	H	W	131	119	3/4/83	H	W	115	110	12/13/95	H	W	111	100	3/5/13	A	W	109	101
1/30/72	A	W	130	114	3/16/83	A	L	100	105	3/13/96	H	W	110	100	1/29/14	H	L	94	95
3/15/72	A	W	120	115	4/17/83	H	W	114	101	3/29/96	A	W	101	95	2/5/14	A	W	114	108
3/17/72	N	W	127	111	11/19/83	A	L	91	92	11/8/96	H	L	105	115	4/4/14	H	L	102	111
3/22/72	H	W	113	106	12/4/83*	H	L	114	121	1/22/97*	H	L	125	127	4/14/14	A	L	108	113
10/25/72	H	W	105	85	1/13/84	A	W	105	104	3/28/97	A	L	105	113	11/19/14	A	W	101	90
12/1/72	A	W	105	99	1/25/84	H	W	102	98	4/18/97	A	W	119	113	12/15/14	A	W	105	87
12/2/72	N	W	131	120	2/12/84	H	L	91	109	11/15/97	A	W	107	101	2/6/15	H	W	107	96
12/30/72	N	W	117	107	3/25/84**	A	L	114	119	12/15/97	H	W	100	83	3/16/15	H	W	108	89
1/13/73	A	W	111	95	11/9/84	H	W	130	119	3/22/98	H	W	108	90					
2/3/73	A	W	104	100	12/12/84	A	L	107	110	3/29/98	A	L	94	99					
2/4/73	H	W	123	115	1/20/85	H	W	113	97	3/26/99	A	W	90	84					
10/13/73	A	W	111	106	1/30/85	A	L	104	122	4/9/99	H	L	67	83					
10/19/73	H	W	133	102	3/29/85	H	W	112	108	4/21/99	H	L	78	80					
12/31/73	H	W	106	97	4/9/85	A	L	104	113	1/24/99	A	L	74	77					
1/5/74*	N	W	108	102	11/22/85	H	W	110	103	3/12/00	H	W	93	77					
1/25/74	A	W	112	97	11/26/85	A	W	98	91	3/24/00**	A	L	115	117					
2/11/74	N	W	106	105	12/21/85	A	L	102	108	4/7/00	H	L	97	102					
3/16/74	A	W	146	127	1/26/86	H	W	105	103	11/11/00	A	L	83	85					
3/27/74	A	L	108	117	3/16/86	H	W	118	101	11/20/00	H	L	90	114					
11/7/74	H	W	114	98	4/6/86	A	L	94	95	3/11/01	H	L	91	97					

\* Overtime

\*\* Double-overtime

\* Overtime  
\*\* Double-overtime

**76ERS:** Syracuse Nationals 1949-63; Philadelphia 76ers 1963-present.

## ALL-TIME SERIES

Boston leads 248-184 (Celtics are 144-52 at home)

**CURRENT STREAK:** Four Celtics Wins

**LARGEST CELTICS WIN:** 37 points; 124-87 on 12/20/87 @ Boston

**LARGEST 76ERS WIN:** 42 points; 138-96 on 10/29/66 @ Philadelphia



PHOENIX SUNS

U.S. Airways Center (18,422)

201 East Jefferson Street, Phoenix, AZ 85004

602-379-7900 • fax 602-379-7908

2014-15 RESULTS

Series split 1-1 (Celtics were 0-1 at TD Garden)

11/17/14 Phoenix 118 at Boston 114

02/23/15 Boston 115 at Phoenix 110

2015-16 MATCHUPS

01/15/16 Phoenix at Boston

03/26/16 Boston at Phoenix

DIRECTORY

HEAD COACH: ..... Jeff Hornacek

ASSISTANT COACHES: ..... Jerry Sichting, Mike Longabardi, Corey Gaines, Earl Watson, Nate Bjorkgren

ATHLETIC TRAINER: ..... Aaron Nelson

PUBLIC AND MEDIA RELATIONS: ..... Julie Fie, DC Headley, Cole Mickelson, Lori Cook

BROADCAST TELEVISION: ..... Fox Sports Arizona. Broadcasters: Steve Albert, Eddie Johnson, Ann Meyers Drysdale, Kevin Ray

RADIO: ..... Arizona Sports 98.7FM. Broadcasters: Al McCoy, Tim Kempton

SPANISH RADIO: ..... KSUN (1400AM). Broadcasters: Ivan Valenzuela, Arturo Ochoa

2014-2015 SEASON SERIES (1-1) BOSTON VS. PHOENIX

PLAYER	G-GS	MIN	FG-FGA	PCT	3FG-FGA	PCT	FT-FTA	PCT	OFF	DEF	TOT	AST	PF-DQ	STL	TO	BLK	PTS	AVG	HI
Green	1-1	36	10-17	.588	0-4	.000	8-9	.889	0	2	2	1	2-0	3	2	2	28	28.0	28
Thomas (TOT)	1-0	27	6-16	.375	3-8	.375	6-7	.857	0	1	1	7	1-0	1	5	0	21	21.0	21
Thomas (BOS)	1-0	27	6-16	.375	3-8	.375	6-7	.857	0	1	1	7	1-0	1	5	0	21	21.0	21
Bradley	2-2	62	15-27	.556	5-7	.714	4-4	1.000	1	4	5	5	4-0	7	4	0	39	19.5	23
Sullinger	1-1	27	7-17	.412	1-2	.500	3-4	.750	4	4	8	3	2-0	1	2	0	18	18.0	18
Zeller	2-1	63	13-22	.591	0-0	---	5-7	.714	5	8	13	3	2-0	1	2	2	31	15.5	19
Rondo	1-1	33	6-10	.600	0-0	---	2-10	.200	0	10	10	9	3-0	1	5	0	14	14.0	14
Bass	2-1	53	7-16	.438	0-0	---	8-10	.800	4	7	11	5	5-0	2	3	0	22	11.0	18
Turner	2-1	54	7-14	.500	2-3	.667	1-2	.500	2	10	12	10	4-0	2	4	1	17	8.5	10
Smart	1-1	24	2-7	.286	1-4	.250	3-4	.750	0	2	2	3	1-0	1	1	0	8	8.0	8
Young	1-0	19	2-3	.667	1-1	1.000	3-4	.750	1	4	5	1	2-0	0	0	0	8	8.0	8
Crowder (TOT)	2-0	31	4-13	.308	4-9	.444	0-0	---	0	8	8	4	0-0	2	0	0	12	6.0	12
Crowder (BOS)	1-0	29	4-13	.308	4-9	.444	0-0	---	0	7	7	4	0-0	2	0	0	12	12.0	12
Jerebko (TOT)	2-0	35	5-7	.714	1-1	1.000	0-0	---	4	3	7	1	4-0	1	1	1	11	5.5	7
Pressey	1-0	17	2-4	.500	0-0	---	0-0	---	1	1	2	2	2-0	2	0	0	4	4.0	4
Thornton	1-0	10	2-4	.500	0-0	---	0-0	---	1	0	1	0	0-0	0	0	0	4	4.0	4
Wallace	1-0	15	1-4	.250	1-1	1.000	0-0	---	1	2	3	1	1-0	0	2	0	3	3.0	3
Olynyk	1-1	13	0-2	.000	0-0	---	0-0	---	0	4	4	0	4-0	0	3	0	0	0.0	0
<b>CELTICS</b>	<b>2</b>	<b>480</b>	<b>84-176</b>	<b>.477</b>	<b>18-39</b>	<b>.462</b>	<b>43-61</b>	<b>.705</b>	<b>20</b>	<b>66</b>	<b>86</b>	<b>54</b>	<b>33-0</b>	<b>25</b>	<b>34</b>	<b>5</b>	<b>229</b>	<b>114.0</b>	<b>115</b>
<b>SUNS</b>	<b>2</b>	<b>480</b>	<b>92-190</b>	<b>.484</b>	<b>18-33</b>	<b>.340</b>	<b>26-32</b>	<b>.813</b>	<b>23</b>	<b>67</b>	<b>90</b>	<b>55</b>	<b>47-1</b>	<b>20</b>	<b>35</b>	<b>9</b>	<b>228</b>	<b>114.0</b>	<b>118</b>

2014-2015 SEASON SERIES (1-1) PHOENIX VS. BOSTON

PLAYER	G-GS	MIN	FG-FGA	PCT	3FG-FGA	PCT	FT-FTA	PCT	OFF	DEF	TOT	AST	PF-DQ	STL	TO	BLK	PTS	AVG	HI
Knight (TOT)	2-2	71	17-36	.472	8-19	.421	4-6	.667	1	4	5	9	6-1	0	6	1	46	23.0	26
Knight (PHO)	1-1	34	8-19	.421	4-11	.364	0-0	---	1	0	1	4	6-1	0	4	0	20	20.0	20
G. Dragic	1	32	9-15	.600	3-6	.500	1-1	1.000	0	6	6	7	3-0	2	3	0	22	22.0	22
Mark. Morris	2-2	69	17-30	.567	2-6	.333	1-1	1.000	0	10	10	11	5-0	7	1	0	37	18.5	30
Bledsoe	2-2	70	13-29	.448	2-5	.400	8-10	.800	2	9	11	17	4-0	5	9	1	36	18.0	21
Len	2-1	60	13-17	.765	0-0	---	3-3	1.000	4	15	19	0	5-0	1	3	6	29	14.5	19
Tucker	1-1	35	4-10	.400	0-3	.000	5-5	1.000	3	9	12	0	4-0	2	4	0	15	15.0	13
Goodwin	1-0	14	4-10	.400	1-2	.500	1-2	.500	4	0	4	1	3-0	0	1	0	10	10.0	10
Marc. Morris	2-1	50	7-16	.438	4-10	.400	0-2	.000	1	7	8	9	5-0	3	3	0	18	9.0	13
Wright (TOT)	2-0	35	6-7	.857	0-0	---	5-6	.833	3	8	11	1	3-0	1	0	2	17	8.5	11
Wright (PHO)	1-0	17	4-5	.800	0-0	---	3-3	1.000	2	3	5	1	1-0	0	0	0	11	11.0	11
Warren	2-0	21	7-10	.700	1-1	1.000	0-0	---	3	2	5	0	3-0	0	0	0	15	7.5	8
Green	1-0	20	3-12	.250	1-4	.250	0-0	---	1	2	3	0	1-0	0	1	0	7	7.0	7
Granger (TOT)	2-1	40	4-13	.308	1-8	.125	4-4	1.000	2	5	7	2	6-0	1	0	0	13	6.5	7
Price (TOT)	1-0	14	2-7	.286	1-3	.333	0-0	---	0	0	0	4	1-0	0	1	0	5	5.0	5
Thomas	1-0	21	1-8	.125	0-2	.000	3-3	1.000	1	2	3	4	2-0	0	3	0	5	5.0	5
Thornton (TOT)	1-0	8	1-5	.200	0-3	.000	1-2	.500	0	0	0	0	0-0	0	1	0	3	3.0	3
Thornton (PHO)	1-0	8	1-5	.200	0-3	.000	1-2	.500	0	0	0	0	0-0	0	1	0	3	3.0	3
Barron	1-0	4	1-1	1.000	0-0	---	0-0	---	1	0	1	1	1-0	0	0	0	2	2.0	2
Plumlee	1-1	19	0-2	.000	0-0	---	0-0	---	0	1	1	0	3-0	0	2	0	0	0.0	0
Salmons (TOT)	1-0	6	0-0	---	0-0	---	0-0	---	0	0	0	0	1-0	0	0	0	0	0.0	0
Tolliver	1-0	5	0-1	.000	0-0	---	0-0	---	0	1	1	0	1-0	0	0	0	0	0.0	0
<b>SUNS</b>	<b>2</b>	<b>480</b>	<b>92-190</b>	<b>.484</b>	<b>18-33</b>	<b>.340</b>	<b>26-32</b>	<b>.813</b>	<b>23</b>	<b>67</b>	<b>90</b>	<b>55</b>	<b>47-1</b>	<b>20</b>	<b>35</b>	<b>9</b>	<b>228</b>	<b>114.0</b>	<b>118</b>
<b>CELTICS</b>	<b>2</b>	<b>480</b>	<b>84-176</b>	<b>.477</b>	<b>18-39</b>	<b>.462</b>	<b>43-61</b>	<b>.705</b>	<b>20</b>	<b>66</b>	<b>86</b>	<b>54</b>	<b>33-0</b>	<b>25</b>	<b>34</b>	<b>5</b>	<b>229</b>	<b>114.0</b>	<b>115</b>





## CELTICS VS. SUNS GAME-BY-GAME RESULTS

Date	H/A	W/L	Celtics	Opp	Date	H/A	W/L	Celtics	Opp
11/17/68	A	W	130	98	12/26/86	A	W	122	112
11/22/68	H	W	133	106	3/11/87	H	W	118	109
1/1/69	A	W	93	87	1/20/88	H	W	131	115
2/18/69	H	W	116	110	2/15/88	A	W	107	106
2/22/69	A	W	116	110	1/4/89	H	L	104	106
2/25/69	N	W	112	99	2/17/89	A	L	126	135
11/18/69	N	W	120	119	1/28/90	H	W	126	118
12/25/69	A	L	116	127	2/20/90	A	L	99	120
2/10/70	H	L	117	122	1/4/91	H	W	132	103
2/18/70	A	W	116	113	2/19/91	A	L	105	109
2/27/70	H	L	125	134	11/13/91	A	W	117	111
3/19/70	A	L	123	127	1/24/92	H	L	93	100
10/15/70	A	L	100	119	2/16/93	A	L	97	110
10/30/70	H	W	127	112	4/2/93	H	L	114	118
1/8/71	H	W	122	114	12/27/93	A	L	102	118
2/6/71	H	L	116	119	1/30/94	H	W	106	94
2/19/71	A	L	112	116	12/2/94	H	L	102	107
11/12/71	A	L	119	128	2/21/95	A	W	129	121
11/17/71	H	W	140	121	11/8/95	H	W	113	109
1/1/72	A	L	104	114	2/21/96	A	L	107	120
2/18/72	A	L	115	126	1/5/97	H	W	109	102
2/22/72	H	W	114	103	2/12/97	A	L	100	131
11/15/72	H	W	113	94	11/28/97*	H	L	108	112
12/13/72	A	W	105	100	12/30/97	A	L	90	100
2/20/73	H	W	107	97	1/28/00	H	W	91	88
3/8/73*	A	W	141	134	3/20/00	A	L	106	110
11/9/73	H	W	122	107	1/26/01	H	W	99	83
12/15/73	A	L	120	121	3/15/01	A	W	105	101
3/1/74	A	W	99	97	12/7/01*	H	W	109	102
3/13/74	H	W	104	97	12/27/01	A	L	82	84
11/22/74	H	W	95	94	12/11/02	H	L	94	103
12/25/74	A	L	96	110	2/16/03	A	L	92	102
2/14/75	A	W	112	106	12/5/03	H	L	106	110
3/12/75	H	W	88	82	12/26/03	A	W	104	102
12/26/75	A	W	112	106	1/28/05	H	L	119	128
1/21/76	H	W	114	100	2/27/05*	A	W	120	113
2/13/76	A	W	109	108	2/1/06	H	L	94	102
3/31/76	H	W	122	102	2/22/06	A	L	94	103
12/10/76	H	L	103	107	12/8/06	H	L	111	116
12/29/76	A	L	87	97	2/21/07	A	L	108	118
2/26/77	A	W	108	104	2/22/08	A	L	77	85
3/13/77	H	W	124	107	3/26/08	H	W	117	97
12/23/77	A	L	110	129	1/19/09	H	W	104	87
1/5/78	H	L	111	121	2/22/09	A	W	128	108
2/16/78	A	W	98	95	11/6/09	H	L	103	110
3/17/78	H	W	115	108	12/30/09	A	L	98	116
12/8/78	H	L	104	124	1/28/11	A	L	71	88
12/30/78	A	L	109	112	3/2/11	H	W	115	103
3/14/79	H	L	117	126	1/20/12	H	L	71	79
3/21/79	A	L	113	134	1/9/13	H	W	87	79
12/7/79	H	W	100	92	2/22/13	A	W	113	88
2/13/80	A	L	134	135	2/19/14	A	L	94	100
12/30/80	A	W	116	97	3/14/14	H	L	80	87
1/7/81	H	W	108	90	11/17/14	H	L	114	118
2/10/82	A	L	110	112	02/23/15	A	W	115	110
3/14/82	H	W	105	92					
1/28/83	H	W	111	104					
2/26/83	A	W	103	101					
2/26/84	A	W	116	109					
3/11/84	H	W	117	109					
12/26/84	A	W	119	114					
3/13/85	H	W	123	106					
11/8/85	H	W	125	101					
2/17/86	A	L	101	108					

\* Overtime  
 \*\* Double-overtime

## ALL-TIME SERIES

Boston leads 65-54 (Celtics are 37-21 at home)

**CURRENT STREAK:** One Celtics Win

**LARGEST CELTICS WIN:** 32 points; 130-98 on 11/17/68 @ Phoenix

**LARGEST SUNS WIN:** 31 points; 131-100 on 02/12/97 @ Phoenix



## PORTLAND TRAIL BLAZERS

Moda Center (19,980)

One Center Court, Suite 200, Portland, OR 97227

503-234-9291 • fax 503-736-2194

## 2014-15 RESULTS

Series split 1-1 (Celtics were 0-1 at TD Garden)

11/23/14 Portland 94 at Boston 88

01/22/15 Boston 90 at Portland 89

## 2015-16 MATCHUPS

03/02/16 Portland at Boston

03/31/16 Boston at Portland

## DIRECTORY

**HEAD COACH:** Terry Stotts

**ASSISTANT COACHES:** Jay Triano, David Vanterpool, Nate Tibbetts, Dale Osbourne, Jim Moran

**ATHLETIC TRAINER:** Geoff Clark

**PUBLIC AND MEDIA RELATIONS:** Jim Taylor, Collin Romer

**BROADCAST TELEVISION:** KGW (Ch. 8). Broadcasters: Mike Barrett, Mike Rice

**CABLE TELEVISION:** Comcast SportsNet. Broadcasters: Same

**RADIO:** Rip City Radio 620 AM. Broadcasters: Brian Wheeler, Antonio Harvey

## 2014-2015 SEASON SERIES (1-1) BOSTON VS. PORTLAND

PLAYER	G-GS	MIN	FG-FGA	PCT	3FG-FGA	PCT	FT-FTA	PCT	OFF	DEF	TOT	AST	PF-DQ	STL	TO	BLK	PTS	AVG	HI
Green	1-1	34	7-16	.438	1-4	.250	4-5	.800	2	1	3	0	2-0	2	1	0	19	19.0	19
Sullinger	2-2	62	16-38	.421	4-14	.286	0-0	---	6	10	16	5	4-0	2	2	1	36	18.0	19
Thomas (TOT)	2-0	51	13-25	.520	3-8	.375	4-5	.800	1	4	5	8	4-0	1	2	0	33	16.5	27
Bradley	2-2	68	14-34	.412	2-11	.182	1-2	.500	0	7	7	4	4-0	1	2	0	31	15.5	18
Rondo	1-1	35	6-9	.667	0-0	---	1-2	.500	0	6	6	8	2-0	2	2	0	13	13.0	13
Bass	2-1	54	8-17	.471	0-0	---	5-6	.833	5	13	18	5	4-0	2	1	1	21	10.5	13
Turner	2-1	46	8-18	.444	2-5	.400	2-2	1.000	1	10	11	11	1-0	2	5	0	20	10.0	10
Prince	1-0	24	4-5	.800	1-1	1.000	0-0	---	0	3	3	1	0-0	1	1	0	9	9.0	9
Thomton	2-0	28	6-14	.429	1-2	.500	0-0	---	0	1	1	1	1-0	0	1	0	13	6.5	9
Zeller	2-0	28	4-12	.333	0-0	---	1-2	.500	4	5	9	1	3-0	2	0	1	9	4.5	7
Jeretko (TOT)	1-0	12	1-4	.250	1-2	.500	0-0	---	2	0	2	1	0-0	0	0	0	3	3.0	3
Olynyk	2-1	47	2-9	.222	1-4	.250	0-0	---	3	8	11	1	7-0	2	7	2	5	2.5	5
Crowder (TOT)	2-1	22	1-6	.167	0-0	---	0-0	---	0	5	5	2	4-0	0	1	1	2	1.0	2
Crowder (BOS)	1-1	15	1-4	.250	0-0	---	0-0	---	0	4	4	1	3-0	0	1	1	2	2.0	2
Smart	1-0	27	0-5	.000	0-1	.000	0-0	---	0	3	3	2	2-0	2	0	0	0	0.0	0
Wallace	1-0	13	0-1	.000	0-0	---	0-0	---	1	0	1	0	1-0	2	1	0	0	0.0	0
<b>CELTICS</b>	<b>2</b>	<b>480</b>	<b>76-182</b>	<b>.418</b>	<b>12-42</b>	<b>.286</b>	<b>14-19</b>	<b>.737</b>	<b>22</b>	<b>71</b>	<b>93</b>	<b>40</b>	<b>34-0</b>	<b>20</b>	<b>24</b>	<b>6</b>	<b>178</b>	<b>89.0</b>	<b>90</b>
<b>TRAIL BLAZERS</b>	<b>2</b>	<b>480</b>	<b>70-175</b>	<b>.400</b>	<b>16-47</b>	<b>.340</b>	<b>27-34</b>	<b>.794</b>	<b>23</b>	<b>77</b>	<b>100</b>	<b>36</b>	<b>26-0</b>	<b>15</b>	<b>27</b>	<b>9</b>	<b>183</b>	<b>91.5</b>	<b>94</b>

## 2014-2015 SEASON SERIES (1-1) PORTLAND VS. BOSTON

PLAYER	G-GS	MIN	FG-FGA	PCT	3FG-FGA	PCT	FT-FTA	PCT	OFF	DEF	TOT	AST	PF-DQ	STL	TO	BLK	PTS	AVG	HI
Aldridge	1-1	37	7-21	.333	0-0	---	6-7	.857	3	5	7	7	1-0	0	1	1	20	20.0	20
Affila (TOT)	2-2	75	12-30	.400	4-13	.308	10-11	.909	2	13	15	12	4-0	5	6	0	38	19.0	20
Lillard	2-2	73	12-37	.324	4-11	.364	5-5	1.000	2	13	15	12	4-0	5	6	0	33	16.5	21
Kaman	2-1	47	12-24	.500	0-0	---	5-6	.833	6	11	17	11	3-0	1	3	0	29	14.5	16
Matthews	2-2	73	10-22	.455	6-11	.545	2-3	.667	1	7	8	3	2-0	3	3	1	28	14.0	18
McCollum	1-0	16	4-10	.400	1-3	.333	1-1	1.000	0	0	0	0	0-0	1	2	0	10	10.0	10
Lopez	1-1	31	4-6	.667	0-0	---	1-2	.500	2	5	7	2	1-0	0	4	1	9	9.0	9
Robinson	1-1	28	4-7	.571	0-0	---	1-3	.333	6	6	12	1	3-0	1	1	2	9	9.0	9
Blake	2-0	39	5-10	.500	1-4	.250	3-3	1.000	1	4	5	6	1-0	0	2	0	14	7.0	11
Leonard	1-0	25	3-7	.429	1-4	.250	0-0	---	1	5	6	1	3-0	1	0	1	7	7.0	7
Batum	2-2	54	5-17	.294	2-8	.250	0-0	---	1	7	8	7	2-0	1	0	0	12	6.0	12
Gee (TOT)	1-0	10	2-2	1.000	0-0	---	2-2	1.000	1	2	3	0	2-0	1	0	0	6	6.0	6
Claver	1-0	12	2-3	.667	1-2	.500	0-0	---	0	2	2	0	1-0	0	1	1	5	5.0	5
Frazier (TOT)	1-0	35	2-9	.222	0-1	.000	1-5	.200	1	4	5	11	4-0	2	2	0	5	5.0	5
Freeland	1-0	10	2-4	.500	0-0	---	0-0	---	0	0	0	0	2-0	0	1	0	4	4.0	4
Barton	1-0	8	0-2	.000	0-0	---	2-2	1.000	0	0	0	1	1-0	0	1	0	2	2.0	2
Wright	2-0	16	0-4	.000	0-3	.000	1-2	.500	0	5	5	0	0-0	2	1	2	1	0.5	1
Crabbe	1-0	11	0-1	.000	0-1	.000	0-0	---	0	1	1	0	2-0	0	0	0	0	0.0	0
<b>TRAIL BLAZERS</b>	<b>2</b>	<b>480</b>	<b>70-175</b>	<b>.400</b>	<b>16-47</b>	<b>.340</b>	<b>27-34</b>	<b>.794</b>	<b>23</b>	<b>77</b>	<b>100</b>	<b>36</b>	<b>26-0</b>	<b>15</b>	<b>27</b>	<b>9</b>	<b>183</b>	<b>91.5</b>	<b>94</b>
<b>CELTICS</b>	<b>2</b>	<b>480</b>	<b>76-182</b>	<b>.418</b>	<b>12-42</b>	<b>.286</b>	<b>14-19</b>	<b>.737</b>	<b>22</b>	<b>71</b>	<b>93</b>	<b>40</b>	<b>34-0</b>	<b>20</b>	<b>24</b>	<b>6</b>	<b>178</b>	<b>89.0</b>	<b>90</b>



## CELTICS VS. TRAIL BLAZERS GAME-BY-GAME RESULTS

Date	H/A	W/L	Celtics	Opp	Date	H/A	W/L	Celtics	Opp
10/18/70	A	W	133	115	12/3/93	H	W	114	108
11/25/70	H	W	122	115	2/20/94	A	L	93	102
12/27/70	A	L	123	135	1/6/95	H	L	92	95
1/5/71	H	L	120	124	3/16/95	A	L	98	113
11/6/71	H	W	124	109	12/27/95	A	L	109	135
1/7/72	A	W	120	114	1/3/96*	H	L	110	114
1/23/72	H	W	115	105	1/31/97	H	W	111	105
2/15/72	A	W	111	104	2/16/97	A	L	106	118
11/22/72	H	W	126	107	2/22/98	A	L	96	121
12/16/72	A	W	123	116	3/1/98	H	W	102	101
1/17/73	H	W	117	99	2/19/99	A	L	86	106
2/16/73	A	W	112	105	2/6/00	H	L	94	100
12/21/73*	A	W	124	120	2/21/00	A	L	92	105
2/15/74	A	W	106	104	1/8/01	H	L	90	98
3/12/74	H	W	110	93	2/17/01	A	W	85	81
3/22/74	H	W	126	118	2/15/02	A	W	107	104
11/6/74	H	W	128	110	3/18/02	H	L	91	100
1/1/75	A	W	108	94	1/3/03	H	L	103	108
2/15/75	A	W	102	100	2/13/03	A	W	100	92
3/14/75	H	W	103	98	2/21/04	A	L	84	105
10/31/75	H	W	112	94	3/31/04	H	L	98	105
1/3/76	A	L	97	125	11/10/04	H	W	90	88
1/13/76	H	W	106	94	12/9/04	A	L	87	89
2/15/76	A	L	105	108	2/10/06	H	W	115	83
12/8/76	H	W	104	95	2/24/06	A	W	102	96
1/4/77	A	L	84	128	11/17/06	H	W	118	90
1/14/77	H	L	92	107	1/1/07	A	W	89	81
2/22/77	A	L	111	113	1/16/08	H	W	100	90
12/9/77	H	L	97	118	2/24/08	A	W	112	102
12/20/77	A	L	99	104	12/5/08	H	W	93	78
1/15/78*	H	L	103	107	12/30/08	A	L	86	91
3/28/78	A	W	104	92	1/22/10	H	W	98	95
11/8/78	H	L	109	112	2/19/10	A	W	96	76
11/28/78	A	L	97	102	12/1/10	H	W	88	78
1/12/79	H	W	128	125	1/27/11	A	W	99	95
2/18/79	A	L	104	111	12/1/10	H	W	104	86
1/18/80	H	W	111	93	11/30/12	H	W	96	78
2/15/80	A	W	106	91	2/24/13	A	L	86	92
11/26/80	H	W	126	101	11/15/13	H	L	96	109
1/4/81	A	W	120	111	1/11/14	A	L	104	112
1/24/82	H	L	119	123	11/23/14	H	L	88	94
2/19/82	A	W	127	117	1/22/15	A	W	90	89
11/24/82	H	W	104	95					
2/17/83	A	L	114	121					
12/2/83	H	W	115	106					
2/19/84	A	W	107	101					
1/27/85	H	W	128	127					
2/12/85	A	L	103	111					
12/6/85	H	L	103	121					
2/14/86*	A	W	120	119					
2/13/87	A	W	131	116					
2/25/87	H	W	122	116					
2/19/88	A	W	124	104					
2/24/88	H	W	113	112					
3/29/89	H	W	106	97					
4/7/89	A	L	100	113					
2/16/90	A	L	101	120					
3/7/90	H	L	117	130					
3/3/91	H	L	107	116					
3/10/91*	A	W	111	109					
11/10/91	A	L	90	116					
3/15/92**	H	W	152	148					
2/28/93	H	W	122	110					
3/21/93	A	W	106	104					

\* Overtime  
\*\* Double-overtime

## ALL-TIME SERIES

Boston leads 63-43 (Celtics are 35-17 at home)

**CURRENT STREAK:** One Celtics Win

**LARGEST CELTICS WIN:** 28 points; 118-90 on 11/17/06 @ Boston

**LARGEST TRAIL BLAZERS WIN:** 44 points; 128-84 on 01/04/77 @ Portland



## SACRAMENTO KINGS

Sleep Train Arena (17,317)

One Sports Parkway, Sacramento, CA 95834

916-928-0000 • fax 916-928-6912

## 2014-15 RESULTS

Series Split 1-1 (Celtics were 1-0 at TD Garden)

12/31/14 Sacramento 84 at Boston 106

02/20/15 Boston 101 at Sacramento 109

## 2015-16 MATCHUPS

12/03/15 Sacramento vs. Boston (Mexico City, Mexico)

02/07/16 Sacramento at Boston

## DIRECTORY

**HEAD COACH:** ..... George Karl  
**ASSISTANT COACHES:** ..... Chad Iske, John Welch, Corliss Williamson, Vance Walberg, Anthony Carter, Nancy Lieberman  
**ATHLETIC TRAINER:** ..... Manny Romero  
**PUBLIC AND MEDIA RELATIONS:** ..... Chris Clark, Darryl Arata, Rashaan Gethers  
**CABLE TELEVISION:** ..... Comcast SportsNet. Broadcasters: Grant Napear, Jerry Reynolds, Kayte Christensen  
**RADIO:** ..... KHTK 1140 (1140AM). Broadcaster: Gary Gerould

## 2014-2015 SEASON SERIES (1-1) BOSTON VS. SACRAMENTO

PLAYER	G-GS	MIN	FG-FGA	PCT	3FG-FGA	PCT	FT-FTA	PCT	OFF	DEF	TOT	AST	PF-DQ	STL	TO	BLK	PTS	AVG	HI
Sullinger	1-1	27	9-18	.500	0-3	.000	2-2	1.000	3	8	11	2	0-0	0	0	3	20	20.0	20
Bradley	2-2	63	16-30	.533	1-4	.250	4-6	.667	1	5	6	9	4-0	5	1	1	37	18.5	28
Thomas (TOT)	3-1	85	16-38	.421	6-20	.300	8-10	.800	1	6	7	14	8-0	2	4	0	46	15.3	26
Olynyk	1-0	26	6-10	.600	1-2	.500	2-2	1.000	0	4	4	3	2-0	1	1	1	15	15.0	15
Zeller	2-2	49	12-21	.571	0-0	---	5-5	1.000	4	2	6	6	8-0	0	1	2	29	14.5	22
Smart	2-1	64	9-23	.391	5-15	.333	4-9	.444	2	9	11	4	4-0	7	2	0	27	13.5	16
Bass	2-1	54	8-17	.471	1-1	1.000	4-4	1.000	6	8	14	3	6-0	1	2	1	21	10.5	13
Turner	2-2	60	7-24	.292	1-2	.500	2-2	1.000	0	11	11	19	7-0	6	9	0	17	8.5	10
Crowder (TOT)	3-0	52	9-23	.391	1-6	.167	1-1	1.000	6	3	9	1	4-0	1	2	0	20	6.7	12
Crowder (BOS)	2-0	46	8-21	.381	1-5	.200	1-1	1.000	6	3	9	0	4-0	1	2	0	18	9.0	12
Green	1-1	24	2-6	.333	0-1	.000	2-3	.667	0	4	4	1	2-0	0	0	1	6	6.0	6
Wright	1-0	8	3-4	.750	0-0	---	0-0	---	1	1	2	0	1-0	0	0	1	6	6.0	6
Young	1-0	18	1-3	.333	0-2	.000	2-5	.400	2	0	2	0	3-0	1	0	0	4	4.0	4
Jerebko (TOT)	1-0	25	1-4	.250	1-2	.500	0-0	---	0	3	3	1	4-0	1	3	0	3	3.0	3
Douglas-Roberts	1-0	15	0-2	.000	0-1	.000	2-2	1.000	0	1	1	0	2-0	0	0	0	2	2.0	2
Nelson	1-0	20	1-8	.125	0-5	.000	0-0	---	0	3	3	8	3-0	1	2	0	2	2.0	2
Randolph	1-0	6	1-3	.333	0-0	---	0-0	---	2	2	4	0	1-0	0	1	0	2	2.0	2
Pressey	2-0	8	1-5	.200	1-2	.500	0-0	---	0	0	0	1	1-0	0	1	0	3	1.5	3
Wallace	1-0	6	0-1	.000	0-1	.000	0-2	.000	1	1	2	0	0-0	0	0	0	0	0.0	0
<b>CELTICS</b>	<b>2</b>	<b>480</b>	<b>84-194</b>	<b>.433</b>	<b>11-43</b>	<b>.256</b>	<b>28-41</b>	<b>.683</b>	<b>28</b>	<b>61</b>	<b>89</b>	<b>56</b>	<b>46-0</b>	<b>23</b>	<b>22</b>	<b>10</b>	<b>207</b>	<b>103.5</b>	<b>106</b>
<b>KINGS</b>	<b>2</b>	<b>480</b>	<b>72-170</b>	<b>.424</b>	<b>10-37</b>	<b>.270</b>	<b>39-54</b>	<b>.722</b>	<b>28</b>	<b>75</b>	<b>103</b>	<b>38</b>	<b>36-0</b>	<b>15</b>	<b>40</b>	<b>10</b>	<b>193</b>	<b>96.5</b>	<b>109</b>

## 2014-2015 SEASON SERIES (1-1) SACRAMENTO VS. BOSTON

PLAYER	G-GS	MIN	FG-FGA	PCT	3FG-FGA	PCT	FT-FTA	PCT	OFF	DEF	TOT	AST	PF-DQ	STL	TO	BLK	PTS	AVG	HI
Cousins	2-2	65	17-35	.486	0-0	---	8-11	.727	6	20	26	3	5-0	3	13	2	42	21.0	31
Gay	2-2	72	13-37	.351	2-7	.286	9-10	.900	3	9	12	6	2-0	2	3	3	37	18.5	28
Collison	1-1	32	4-10	.400	0-4	.000	6-6	1.000	0	0	0	5	1-0	1	3	1	14	14.0	14
McIntyre	2-2	60	6-18	.333	4-10	.400	6-7	.857	0	6	6	2	8-0	1	7	0	22	11.0	12
McCallum	2-1	47	7-15	.467	2-6	.333	3-6	.500	3	6	9	5	3-0	2	6	0	19	9.5	11
Landry	2-1	34	7-11	.636	0-0	---	0-0	---	4	2	6	0	4-0	1	2	2	17	7.0	14
Williams	2-0	33	6-14	.429	1-5	.200	0-0	---	1	6	7	1	2-0	1	1	0	13	6.5	11
Thompson	1-0	25	3-4	.750	0-0	---	0-0	---	3	6	9	2	4-0	1	0	1	6	6.0	6
A. Miller (TOT)	4-0	61	7-13	.538	0-1	.000	5-6	.833	2	6	8	15	3-0	0	6	1	19	4.8	8
A. Miller (SAC)	1-0	23	3-5	.600	0-0	---	2-2	1.000	1	3	4	4	0-0	0	2	0	8	8.0	8
Casspi	2-0	44	3-12	.250	1-3	.333	2-6	.333	6	9	15	8	4-0	1	1	1	9	4.5	7
Hollins	1-1	11	2-3	.667	0-0	---	0-0	---	0	3	3	0	2-0	0	1	0	4	4.0	4
Stauskas	1-0	23	1-6	.167	0-2	.000	2-4	.500	0	3	3	1	0-0	1	0	0	4	4.0	4
Evans	1-0	11	0-0	---	0-0	---	1-2	.500	1	2	3	1	1-0	1	1	0	1	1.0	1
<b>KINGS</b>	<b>2</b>	<b>480</b>	<b>72-170</b>	<b>.424</b>	<b>10-37</b>	<b>.270</b>	<b>39-54</b>	<b>.722</b>	<b>28</b>	<b>75</b>	<b>103</b>	<b>38</b>	<b>36-0</b>	<b>15</b>	<b>40</b>	<b>10</b>	<b>193</b>	<b>96.5</b>	<b>109</b>
<b>CELTICS</b>	<b>2</b>	<b>480</b>	<b>84-194</b>	<b>.433</b>	<b>11-43</b>	<b>.256</b>	<b>28-41</b>	<b>.683</b>	<b>28</b>	<b>61</b>	<b>89</b>	<b>56</b>	<b>46-0</b>	<b>23</b>	<b>22</b>	<b>10</b>	<b>207</b>	<b>103.5</b>	<b>106</b>



## CELTICS VS. KINGS GAME-BY-GAME RESULTS (SINCE 1955-56)

Date	H/A/N	W/L	Celtics	Opp	Date	H/A/N	W/L	Celtics	Opp	Date	H/A/N	W/L	Celtics	Opp	Date	H/A/N	W/L	Celtics	Opp
11/26/55	A	W	104	103	11/22/62	H	W	137	126	1/31/69	H	W	116	101	1/9/87	H	W	109	99
12/9/55	N	L	108	109	11/6/63	H	W	139	121	3/13/69	A	L	110	120	12/27/87	A	W	114	102
12/31/55	A	W	112	100	12/2/62*	H	W	128	127	3/21/69	N	W	145	119	1/15/88	H	W	122	86
1/8/56	H	L	109	111	12/15/62	A	L	120	124	10/17/69	H	L	108	110	1/27/88	H	W	128	116
1/28/56	A	W	126	119	12/28/62	A	W	121	113	11/2/69	A	L	107	116	2/22/89	A	W	99	91
1/29/56	H	W	112	103	1/10/63	A	L	121	130	1/22/70	A	L	104	111	12/27/89*	A	W	115	112
2/4/56	A	L	69	83	1/18/63	H	W	122	114	1/30/70	H	W	108	103	2/4/90	H	W	121	89
2/26/56	H	W	111	100	1/23/63	A	L	133	138	2/8/70	H	W	130	117	11/23/90	H	W	115	105
2/28/56	N	L	97	113	1/31/63	N	W	128	125	3/11/70	A	W	144	127	3/12/91	A	W	110	95
11/17/56	H	W	108	86	2/5/63	A	W	106	96	10/23/70	H	W	131	126	11/12/91	A	W	126	103
11/18/56	A	W	101	87	2/19/63	H	W	129	126	11/7/70	A	W	140	122	1/6/92	H	W	110	108
12/21/56	H	L	93	103	3/10/63	H	W	149	117	2/3/71	A	L	115	134	12/27/92	A	L	118	102
12/27/56	N	W	97	92	10/17/63	A	W	93	92	2/5/71	H	W	114	110	3/29/93	H	W	110	89
1/19/57	A	W	97	83	11/6/63	H	W	139	121	3/12/71	N	L	108	124	12/8/93	H	W	129	115
2/9/57	A	L	102	103	11/8/63	A	L	115	116	3/21/71	H	W	135	110	2/22/94	A	L	93	95
2/26/57	N	W	92	77	12/5/63	A	L	108	118	11/8/71	N	W	120	109	1/15/95	H	W	98	97
3/2/57	A	L	87	96	12/6/63	H	W	112	107	11/9/71	H	L	106	110	2/14/95	A	L	108	101
3/3/57	H	W	111	102	12/14/63	H	L	105	108	12/12/71	A	W	96	83	1/10/96	H	W	115	104
11/8/57*	A	W	122	110	12/21/63	A	L	87	91	12/25/71	A	W	99	94	2/16/96	A	W	130	102
12/11/57	H	W	116	104	1/10/64	H	W	109	92	2/4/72	H	W	122	109	12/28/96	A	L	126	96
12/22/57	A	W	115	98	1/22/64	A	L	92	109	3/5/72	H	L	114	125	2/26/97	H	L	111	105
1/12/58	A	L	97	115	2/2/64*	H	L	117	119	11/4/72	H	L	107	118	2/17/98	A	L	99	102
2/4/58	N	W	107	87	3/4/64	H	W	112	108	12/22/72	A	W	118	90	2/25/98	H	W	111	94
2/5/58	H	W	116	89	3/5/64	A	L	101	111	2/14/73	A	W	104	101	2/16/99	A	L	98	101
2/28/58	N	W	116	89	11/31/64	H	W	122	94	3/18/73	H	W	109	105	12/28/99	A	L	101	114
2/20/58	H	W	94	92	11/8/64	A	W	106	103	11/17/73	A	W	123	110	1/7/00	H	W	101	93
3/9/58	H	L	107	121	11/28/64	H	W	129	98	11/23/73	H	W	119	102	12/15/00	H	L	81	104
11/15/58	H	W	130	105	12/10/64	A	W	116	101	1/2/74	A	L	97	109	1/17/01	A	L	106	111
11/19/58	A	L	103	119	1/3/65	A	W	89	85	1/27/74	H	W	119	98	12/30/01	A	L	94	109
12/12/58*	H	W	125	115	1/17/65	H	W	101	98	11/24/74	A	W	102	99	2/6/02	H	L	85	102
12/18/58	A	W	104	90	2/5/65	H	W	114	113	11/15/74	H	L	109	110	2/20/03	A	L	85	105
1/4/59	A	W	111	108	2/19/65	A	L	121	134	1/24/75	H	W	96	87	4/4/03	H	L	92	93
1/6/59	N	W	109	95	3/12/65	A	L	108	118	2/12/75	A	L	102	103	11/9/03	H	W	91	82
2/8/59	H	W	136	117	3/21/65	H	W	116	99	12/17/75	H	W	118	104	2/17/04	A	L	111	127
2/22/59	A	W	129	112	10/16/65	H	W	102	98	1/4/76	A	L	101	106	12/5/04	A	L	105	119
3/8/59	H	W	141	131	10/28/65	A	L	108	113	3/19/76*	H	W	120	117	2/13/05	H	L	100	104
10/17/59	H	W	129	125	11/19/65	H	W	129	103	4/8/76	A	L	104	131	12/30/05	A	L	112	116
11/1/59	A	W	124	109	12/5/65	A	L	99	108	11/24/76	H	W	133	111	1/27/06	H	W	84	74
11/1/59	H	W	151	118	12/15/65	H	L	110	117	12/5/76	A	L	96	102	1/19/07	H	L	91	96
11/15/59	A	W	134	128	1/21/66	H	W	113	96	2/17/77*	A	W	126	125	2/20/07	A	L	101	104
12/3/59	N	W	114	111	1/25/66	A	L	101	113	3/20/77	H	W	118	110	12/12/07	H	W	90	78
12/27/59	A	W	122	111	2/15/66	A	L	123	136	11/26/77	A	L	108	110	12/26/07	A	W	89	69
1/1/60	N	L	115	128	3/10/66	A	W	124	120	12/7/77	H	W	113	109	12/28/08	A	W	108	63
1/30/60	N	W	129	107	3/20/66	H	W	121	104	2/8/78	A	L	100	104	1/28/09	H	W	119	100
2/21/60	A	W	115	108	11/10/66*	A	W	113	112	3/18/78	H	W	117	110	2/16/10	A	W	95	92
11/5/60	H	L	104	113	11/26/66	H	W	118	87	11/30/78	A	L	94	108	3/26/10	H	W	94	86
11/8/60	A	W	136	120	12/7/66	H	W	119	91	12/15/78	H	L	101	105	1/12/11	H	W	119	95
11/11/60	N	W	128	110	12/19/66	A	W	117	99	12/27/78	A	W	112	103	2/1/11	A	W	95	90
11/20/60	A	W	120	103	1/8/67	A	W	119	106	1/12/79	H	W	99	120	3/16/12	A	L	95	120
12/8/60	N	L	115	118	2/5/67	H	W	137	121	11/9/79	H	W	127	119	12/30/12	A	L	96	118
12/9/60	H	W	146	123	2/7/67	N	W	138	123	12/2/79	A	L	88	94	1/30/13	H	W	99	81
12/20/60	N	W	115	112	3/1/67	H	W	111	104	10/31/80	H	W	115	110	2/7/14	H	W	99	89
1/5/61	A	W	125	107	3/18/67	A	L	108	112	2/18/81	A	L	113	114	2/22/14	A	L	98	105
1/30/61	A	L	88	116	11/7/67	A	W	113	103	11/11/81	H	W	115	100	12/31/14	H	W	106	84
3/7/61	N	W	124	121	11/17/67	H	L	119	120	12/26/81*	A	W	124	119	2/20/15	A	L	101	109
11/16/61	A	W	127	121	12/19/67	A	L	104	108	12/28/82	A	L	124	129					
11/30/61	N	L	130	133	12/27/67	H	W	120	117	3/1/83	H	W	129	111					
12/3/61	A	W	119	96	1/11/68	N	L	116	120	1/17/84	A	W	122	113					
12/6/61	N	W	103	102	2/18/68	A	L	100	107	2/1/84	H	W	119	110					
1/5/62	A	W	124	103	2/20/68	H	W	126	110	11/24/84	A	W	135	124					
1/12/62	H	W	141	125	3/10/68	H	L	111	137	2/1/85	H	W	142	123					
2/2/62	H	W	143	124	11/15/68	H	W	116	105	12/11/85	H	W	118	101					
2/28/62*	A	W	129	123	12/17/68*	A	W	117	114	2/11/86	A	L	100	105					
11/7/62	A	W	106	105	12/31/68	H	L	112	114	12/29/86	A	W	119	102					

\* Overtime  
\*\* Double-overtime

KINGS: Rochester Royals 1948-57; Cincinnati Royals 1957-72; Kansas City-Omaha Kings 1972-75; Kansas City Kings 1975-85; Sacramento Kings 1985-present.

## ALL-TIME SERIES

Boston leads 178-115 (Celtics are 96-32 at home)

CURRENT STREAK: One Kings Win

LARGEST CELTICS WIN: 45 points; 108-63 on 12/28/08 @ Sacramento

LARGEST KINGS WIN: 32 points; 95-63 on 11/13/48 @ Sacramento



**SAN ANTONIO SPURS**

AT&T Center (18,797)

One AT&T Center, San Antonio, TX 78219

210-444-5000 • fax 210-444-5720

**2014-15 RESULTS**

San Antonio won 2-0 (Celtics were 0-1 at TD Garden)

11/30/14 San Antonio 111 at Boston 89

03/20/15 Boston 89 at San Antonio 101

**2015-16 MATCHUPS**

11/01/15 San Antonio at Boston

12/05/15 Boston at San Antonio

**DIRECTORY**

**HEAD COACH:** ..... Gregg Popovich

**ASSISTANT COACHES:** ..... Ettore Messina, Ime Udoka, James Borrego, Becky Hammon, Chip Engelland, Chad Forcier

**ATHLETIC TRAINER:** ..... Will Severing

**PUBLIC AND MEDIA RELATIONS:** ..... Tom James, Kris Davis, Jordan Howenstine

**BROADCAST TELEVISION:** ..... Fox Sports Southwest. KENS (Ch. 5) & KMYS (Ch. 35)

Broadcasters: Bill Land, Sean Elliott, Andrew Monaco

**RADIO:** ..... WOAI (1200AM). Broadcaster: Bill Schoening

**SPANISH RADIO:** ..... KCOR (1350AM). Broadcaster: Paul Castro

**2014-2015 SEASON SERIES (0-2) BOSTON VS. SAN ANTONIO**

PLAYER	G-GS	MIN	FG-FGA	PCT	3FG-FGA	PCT	FT-FTA	PCT	OFF	DEF	TOT	AST	PF-DQ	STL	TO	BLK	PTS	AVG	HI
Thomas (TOT)	2-0	55	12-24	.500	0-7	.000	10-12	.833	2	1	3	8	8-0	1	6	0	34	17.0	23
Green	1-1	30	6-16	.375	1-4	.250	3-4	.750	1	1	2	0	1-0	0	1	1	16	16.0	16
Turner	2-1	59	12-22	.545	1-3	.333	4-6	.667	2	3	5	5	5-0	0	6	0	29	14.5	17
Bradley	2-2	56	11-24	.458	2-6	.333	3-5	1.000	2	4	6	2	4-0	3	3	1	27	13.5	16
Bass	2-1	38	10-14	.714	0-0	---	0-0	---	3	4	7	2	3-0	1	1	1	20	10.0	10
Smart	1-1	23	3-9	.333	1-3	.333	3-5	1.000	0	0	0	4	4-0	1	1	0	10	10.0	10
Thornnton	1-0	21	4-10	.400	2-5	.400	0-0	---	0	2	2	2	1-0	0	1	1	10	10.0	10
Crowder (TOT)	2-0	43	7-16	.438	1-5	.200	4-6	.667	1	5	6	1	2-0	2	1	1	19	9.5	14
Crowder (BOS)	1-0	32	5-14	.357	1-5	.200	3-5	.600	1	5	6	1	1-0	2	0	1	14	14.0	14
Sullinger	1-1	26	4-11	.364	1-3	.333	0-0	---	1	6	7	2	5-0	2	4	0	9	9.0	9
Powell	1-0	4	3-4	.750	0-0	---	0-0	---	0	1	1	0	0-0	1	2	0	6	6.0	6
Wallace	1-0	15	3-5	.600	0-0	---	0-1	.000	2	3	5	1	1-0	0	0	0	6	6.0	6
Zeller	2-2	46	4-12	.333	0-0	---	4-5	.800	7	12	19	3	5-0	0	2	1	12	6.0	7
Jerebko (TOT)	3-0	51	4-12	.333	2-5	.400	4-4	1.000	5	18	23	0	5-0	3	3	1	14	4.7	7
Jerebko (BOS)	1-0	27	1-7	.143	1-3	.333	4-4	1.000	4	8	12	0	1-0	2	3	0	7	7.0	7
Pressey	2-0	22	2-5	.400	0-1	.000	1-2	.500	1	3	4	3	1-0	1	2	0	5	2.5	4
Rondo	1-1	31	1-5	.200	0-0	---	0-2	.000	2	4	6	10	3-0	0	0	0	2	2.0	2
Young	1-0	4	1-5	.333	0-1	.000	0-0	---	0	1	1	1	0-0	0	0	0	2	2.0	2
Olynik	2-0	41	1-12	.083	1-3	.333	0-0	---	0	3	3	4	5-0	2	2	1	3	1.5	3
Datome (TOT)	2-0	8	0-3	.000	0-2	.000	0-0	---	0	1	1	0	0-0	0	2	0	0	0.0	0
Datome (BOS)	1-0	6	0-2	.000	0-1	.000	0-0	---	0	1	1	0	0-0	0	2	0	0	0.0	0
Randolph	1-0	1	0-0	---	0-0	---	0-0	---	0	2	2	0	0-0	0	0	0	0	0.0	0
<b>CELTICS</b>	<b>2</b>	<b>480</b>	<b>71-175</b>	<b>.406</b>	<b>11-38</b>	<b>.289</b>	<b>25-35</b>	<b>.714</b>	<b>26</b>	<b>63</b>	<b>89</b>	<b>40</b>	<b>40-0</b>	<b>15</b>	<b>31</b>	<b>7</b>	<b>178</b>	<b>89.5</b>	<b>89</b>
<b>SPURS</b>	<b>2</b>	<b>480</b>	<b>79-166</b>	<b>.476</b>	<b>16-49</b>	<b>.327</b>	<b>38-43</b>	<b>.884</b>	<b>17</b>	<b>73</b>	<b>90</b>	<b>56</b>	<b>25-0</b>	<b>20</b>	<b>27</b>	<b>9</b>	<b>212</b>	<b>106.0</b>	<b>111</b>

**2014-2015 SEASON SERIES (2-0) SAN ANTONIO VS. BOSTON**

PLAYER	G-GS	MIN	FG-FGA	PCT	3FG-FGA	PCT	FT-FTA	PCT	OFF	DEF	TOT	AST	PF-DQ	STL	TO	BLK	PTS	AVG	HI
Splitter	1-1	25	8-10	.800	0-0	---	2-5	.667	2	4	6	5	2-0	2	0	0	18	18.0	18
Leonard	2-2	61	15-23	.655	3-8	.375	5-5	1.000	0	13	13	2	1-0	5	0	0	34	17.0	22
D. Green	2-2	69	9-23	.391	4-13	.308	6-6	1.000	3	11	14	7	1-0	5	1	3	28	14.0	18
Diaw	2-1	51	8-13	.615	4-8	.500	4-4	1.000	3	8	11	7	3-0	0	3	1	24	12.0	15
Duncan	2-2	45	9-17	.529	0-0	---	6-6	1.000	4	10	14	5	2-0	2	2	3	24	12.0	15
Parker	2-2	57	8-18	.444	0-0	---	8-10	.800	0	2	2	16	2-0	0	9	0	24	12.0	15
Baynes	2-0	36	7-12	.583	1-1	1.000	2-2	1.000	1	9	10	0	4-0	0	1	1	17	8.5	13
Ginobili	1-0	18	2-6	.333	1-5	.200	2-2	1.000	0	0	0	2	1-0	0	5	0	7	7.0	7
Belinelli	2-0	31	4-12	.333	2-5	.400	0-0	---	0	5	5	2	3-0	0	3	0	10	5.0	5
Mills	1-0	20	2-10	.200	1-5	.200	0-0	---	0	0	0	5	1-0	2	0	0	5	5.0	5
Joseph	2-0	18	3-7	.429	0-1	.000	2-3	.667	1	2	3	4	1-0	1	1	0	8	4.0	8
Bonner	2-0	26	3-10	.300	0-3	.000	1-2	.500	3	5	8	1	1-0	1	0	1	7	3.5	6
Ayres	1-0	4	1-1	1.000	0-0	---	0-0	---	0	1	1	0	0-0	0	0	0	2	2.0	2
Daye	1-0	4	1-1	1.000	0-0	---	0-0	---	0	0	0	0	0-0	1	1	0	2	2.0	2
Williams	1-0	9	1-2	.500	0-0	---	0-0	---	0	2	2	2	3-0	0	1	0	4	4.0	4
Anderson	2-0	6	0-1	.000	0-0	---	0-0	---	0	1	1	0	0-0	1	0	0	0	0.0	0
<b>SPURS</b>	<b>2</b>	<b>480</b>	<b>79-166</b>	<b>.476</b>	<b>16-49</b>	<b>.327</b>	<b>38-43</b>	<b>.884</b>	<b>17</b>	<b>73</b>	<b>90</b>	<b>56</b>	<b>25-0</b>	<b>20</b>	<b>27</b>	<b>9</b>	<b>212</b>	<b>106.0</b>	<b>111</b>
<b>CELTICS</b>	<b>2</b>	<b>480</b>	<b>71-175</b>	<b>.406</b>	<b>11-38</b>	<b>.289</b>	<b>25-35</b>	<b>.714</b>	<b>26</b>	<b>63</b>	<b>89</b>	<b>40</b>	<b>40-0</b>	<b>15</b>	<b>31</b>	<b>7</b>	<b>178</b>	<b>89.5</b>	<b>89</b>



## CELTICS VS. SPURS GAME-BY-GAME RESULTS

Date	H/A	W/L	Celtics	Opp	Date	H/A	W/L	Celtics	Opp
10/30/76	A	W	126	117	11/19/04	H	L	84	92
1/21/77	H	W	103	90	12/26/04	A	L	90	107
3/22/77	A	W	108	104	11/11/05	H	L	82	103
4/9/77	H	W	120	105	12/9/05	A	L	89	101
10/19/77	A	L	109	114	1/22/07	H	L	89	93
11/9/77	H	L	114	129	3/17/07	A	W	91	85
1/25/78	A	L	103	113	2/10/08	H	W	98	90
3/3/78	H	L	117	120	3/17/08	A	W	93	91
10/24/78	A	L	109	152	2/8/09	H	L	99	105
11/3/78	H	L	103	110	3/20/09	A	W	80	77
2/14/79	A	L	119	149	12/3/09	A	W	90	83
4/1/79	H	L	110	112	3/28/10	H	L	73	94
10/23/79	A	L	120	129	1/5/11	H	W	105	103
11/7/79	H	W	117	105	3/31/11	A	W	107	97
12/21/79	H	W	133	114	4/4/12	H	L	86	87
1/5/80	A	L	111	119	11/21/12	H	L	100	112
2/27/80	H	W	130	125	12/15/12	A	L	88	103
3/4/80	A	W	137	108	11/20/13	A	L	93	104
1/16/81	H	W	94	85	2/12/14	H	L	92	104
2/17/81	A	W	128	116	11/30/14	H	L	89	111
3/4/82	A	W	110	101	3/20/15	A	L	89	101
3/19/82	H	W	134	110					
11/19/82	H	W	119	111					
1/7/83	A	W	116	113					
11/30/83	H	W	130	106					
12/27/83	A	W	115	100					
12/29/84	A	W	120	112					
2/27/85	H	W	111	102					
2/26/86	H	W	120	100					
3/13/86	A	W	135	119					
11/28/86	H	W	111	96					
2/21/87	A	W	121	113					
2/10/88	A	W	136	120					
3/9/88	H	W	119	118					
12/30/88	A	W	112	99					
3/20/89	H	W	119	108					
1/12/90	H	L	90	97					
2/14/90	A	W	106	95					
12/8/90	A	L	96	102					
3/1/91	H	W	108	98					
1/19/92	H	W	98	89					
2/11/92	A	L	84	100					
2/13/93	A	L	85	90					
3/3/93	H	W	132	91					
12/26/93	A	L	85	99					
2/4/94	H	L	91	100					
12/14/94	A	L	110	122					
1/17/95	H	L	92	101					
1/16/96	A	L	97	121					
2/7/96	H	L	89	99					
1/8/97	H	W	107	83					
3/4/97	A	L	92	103					
12/26/97	A	L	86	101					
1/13/98	H	L	88	97					
11/24/99	H	L	98	121					
12/17/99	A	L	94	103					
2/23/01	A	L	82	100					
3/21/01	H	L	77	97					
1/9/02	H	L	90	93					
3/16/02	A	L	104	111					
1/12/03	A	L	80	81					
3/9/03	H	L	78	94					
1/18/04	H	L	92	109					
3/20/04	A	L	87	103					

\* Overtime  
\*\* Double-overtime

## ALL-TIME SERIES

San Antonio leads 45-40 (Celtics are 20-23 at home)

**CURRENT STREAK:** Seven Spurs Wins

**LARGEST CELTICS WIN:** 41 points; 132-91 on 03/03/93 @ Boston

**LARGEST SPURS WIN:** 30 points; 149-119 on 02/14/79 @ San Antonio



**TORONTO RAPTORS**

Air Canada Centre (19,800)

50 Bay Street, Suite 500, Toronto, ON M5J 2L2

416-815-5600 • fax 416-359-9205

**2014-15 RESULTS**

Series split 2-2 (Celtics were 1-1 at TD Garden)

11/05/14 Toronto 110 at Boston 107

01/10/15 Boston 96 at Toronto 109

04/04/15 Boston 117 at Toronto 116 (OT)

04/14/15 Toronto 93 at Boston 95

**2015-16 MATCHUPS**

10/30/15 Toronto at Boston

01/20/16 Boston at Toronto

03/18/16 Boston at Toronto

03/23/16 Toronto at Boston

**DIRECTORY**

**HEAD COACH:** ..... Dwane Casey  
**ASSISTANT COACHES:** ..... Rex Kalamian, Andy Greer, Jerry Stackhouse, Nick Nurse  
**ATHLETIC TRAINER:** ..... Scott McCullough  
**PUBLIC AND MEDIA RELATIONS:** ..... Jim LaBumbard, Roven Yau, Phil Summers  
**BROADCAST TELEVISION:** TSN, TSN2, Sportsnet, Sportsnet ONE, Sportsnet 360. Broadcasters: Matt Devlin, Leo Rautins, Jack Armstrong  
**RADIO:** ... Sportsnet 590 The FAN (590AM), TSN Radio 1050 (1050AM). Broadcasters: Paul Jones, Eric Smith, Sherman Hamilton

**2014-2015 SEASON SERIES (2-2) BOSTON VS. TORONTO**

PLAYER	G-GS	MIN	FG-FGA	PCT	3FG-FGA	PCT	FT-FTA	PCT	OFF	DEF	TOT	AST	PF-DQ	STL	TO	BLK	PTS	AVG	HI
Green	1-1	36	9-16	.563	2-7	.286	0-0	---	1	3	4	3	3-0	1	4	3	20	20.0	20
Thomas (TOT)	4-0	99	26-52	.500	13-27	.481	5-6	.833	0	5	5	16	8-0	6	13	0	70	17.5	25
Thomas (BOS)	2-0	54	14-32	.438	6-16	.375	2-2	1.000	0	3	3	10	1-0	0	5	0	36	18.0	25
Olynyk	4-1	98	21-36	.583	7-13	.538	11-12	.917	7	17	24	4	14-0	4	9	2	60	15.0	23
Bradley	4-4	120	19-52	.365	7-20	.350	9-10	.900	1	8	9	5	9-0	4	8	1	54	13.5	17
Rondo	1-1	37	5-8	.625	0-0	---	3-4	.750	2	8	10	15	0-0	0	5	0	15	15.0	13
Smart	4-2	114	19-37	.514	7-19	.368	3-7	.429	6	8	14	9	10-0	5	10	3	48	12.0	15
Turner	4-3	113	19-42	.452	0-3	.000	0-0	---	4	16	20	24	14-0	5	19	1	38	9.5	18
Zeller	4-3	78	16-30	.533	0-0	---	6-8	.750	7	18	25	4	12-0	0	0	1	38	9.5	20
Bass	4-2	86	14-33	.424	0-1	.000	9-12	.750	7	14	21	7	10-0	1	4	0	37	9.3	13
Sullinger	4-2	92	14-33	.424	1-7	.143	7-7	1.000	14	21	35	3	9-0	4	3	2	36	9.0	19
Crowder (TOT)	4-1	78	9-19	.474	1-7	.143	3-7	.429	2	9	11	5	8-0	2	3	2	22	5.5	9
Crowder (BOS)	3-1	73	8-18	.444	0-6	.000	3-7	.429	2	9	11	5	6-0	2	3	2	19	6.3	9
Jerebko (TOT)	5-0	79	9-21	.429	1-4	.250	4-4	1.000	7	16	23	7	8-0	3	1	0	25	4.6	10
Jerebko (BOS)	2-0	26	3-8	.375	0-1	.000	0-0	---	4	6	10	1	4-0	1	1	0	6	3.0	4
Pressey	2-0	21	2-6	.333	0-2	.000	2-4	.500	0	1	1	1	1-0	1	1	0	6	3.0	4
Thornton	2-0	25	1-4	.250	0-2	.000	2-2	1.000	0	4	4	2	0-0	0	2	0	4	2.0	4
Datome (TOT)	1-0	6	0-2	.000	0-0	---	0-0	---	0	0	0	0	0-0	1	0	0	0	0.0	0
Datome (BOS)	1-0	6	0-2	.000	0-0	---	0-0	---	0	0	0	0	0-0	1	0	0	0	0.0	0
Douglas-Roberts	1-0	2	0-0	---	0-0	---	0-0	---	0	0	0	0	0-0	0	0	0	0	0.0	0
Young	1-0	6	0-0	---	0-0	---	0-0	---	0	1	1	2	0-0	0	0	1	0	0.0	0
<b>CELTICS</b>	<b>4</b>	<b>985</b>	<b>164-357</b>	<b>.459</b>	<b>30-97</b>	<b>.309</b>	<b>57-75</b>	<b>.760</b>	<b>55</b>	<b>137</b>	<b>192</b>	<b>95</b>	<b>93-0</b>	<b>29</b>	<b>75</b>	<b>16</b>	<b>415</b>	<b>103.8</b>	<b>117</b>
<b>RAPTORS</b>	<b>4</b>	<b>985</b>	<b>158-341</b>	<b>.463</b>	<b>35-93</b>	<b>.376</b>	<b>77-100</b>	<b>.770</b>	<b>37</b>	<b>124</b>	<b>161</b>	<b>73</b>	<b>78-1</b>	<b>35</b>	<b>56</b>	<b>27</b>	<b>428</b>	<b>107.0</b>	<b>116</b>

**2014-2015 SEASON SERIES (2-2) TORONTO VS. BOSTON**

PLAYER	G-GS	MIN	FG-FGA	PCT	3FG-FGA	PCT	FT-FTA	PCT	OFF	DEF	TOT	AST	PF-DQ	STL	TO	BLK	PTS	AVG	HI
DeRozan	2-2	83	23-50	.460	0-2	.000	15-18	.833	0	1	1	9	4-0	3	8	0	61	30.5	18
Lowry	3-3	108	23-54	.463	7-15	.467	13-16	.813	3	12	15	14	9-0	6	5	0	70	23.3	35
Williams	4-0	119	23-56	.411	6-22	.273	21-28	.750	2	9	11	11	6-0	6	9	2	75	18.3	27
Valanciunas	3-3	88	16-31	.516	0-0	---	5-8	.625	7	22	29	4	11-0	1	6	6	37	12.3	15
A. Johnson	2-1	43	10-15	.667	1-1	1.000	2-2	1.000	4	8	12	2	7-0	2	3	4	23	11.5	15
J. Johnson	4-1	92	18-31	.581	0-3	.000	4-7	.571	4	11	15	9	11-0	2	4	4	40	10.0	15
Patterson	4-1	110	13-29	.448	8-18	.444	0-1	.000	3	17	20	7	3-0	4	4	5	34	8.5	14
Vasquez	4-2	108	12-30	.400	8-18	.444	0-0	---	1	14	15	12	4-0	3	7	0	32	8.0	11
Hansbrough	4-3	100	6-11	.545	0-0	---	14-16	.875	9	16	25	0	14-1	5	2	3	26	6.5	18
Ross	4-4	102	9-30	.300	5-14	.357	1-2	.500	1	12	13	5	4-0	2	4	3	24	6.0	12
Stiemsma	1-0	12	2-2	1.000	0-0	---	2-2	1.000	1	0	1	0	3-0	0	1	0	6	6.0	6
Hayes	2-0	17	1-2	.500	0-0	---	0-0	---	2	2	4	0	2-0	1	1	0	2	1.0	2
<b>RAPTORS</b>	<b>4</b>	<b>985</b>	<b>158-341</b>	<b>.463</b>	<b>35-93</b>	<b>.376</b>	<b>77-100</b>	<b>.770</b>	<b>37</b>	<b>124</b>	<b>161</b>	<b>73</b>	<b>78-1</b>	<b>35</b>	<b>56</b>	<b>27</b>	<b>428</b>	<b>107.0</b>	<b>116</b>
<b>CELTICS</b>	<b>4</b>	<b>985</b>	<b>164-357</b>	<b>.459</b>	<b>30-97</b>	<b>.309</b>	<b>57-75</b>	<b>.760</b>	<b>55</b>	<b>137</b>	<b>192</b>	<b>95</b>	<b>93-0</b>	<b>29</b>	<b>75</b>	<b>16</b>	<b>415</b>	<b>103.8</b>	<b>117</b>





## CELTICS VS. RAPTORS GAME-BY-GAME RESULTS

Date	H/A	W/L	Celtics	Opp	Date	H/A	W/L	Celtics	Opp
12/12/95	A	W	116	96	4/13/12	A	L	79	84
12/15/95	H	W	122	103	11/17/12	H	W	107	89
1/21/96	A	L	95	97	2/6/13	A	W	99	95
4/12/96	H	W	136	108	3/13/13	H	W	112	88
12/11/96***	H	W	115	113	4/17/13	A	L	90	114
2/3/97	A	W	114	102	10/30/13	A	L	87	93
3/3/97	A	W	107	103	1/15/14	H	W	88	83
4/20/97	H	L	94	125	3/26/14	H	L	90	99
11/14/97	H	W	103	99	3/28/14	A	L	103	105
11/18/97	A	W	122	109	11/5/14	H	L	107	110
12/17/97	A	W	88	83	1/10/15	A	L	96	109
2/5/99	H	L	92	103	4/4/15*	A	W	117	116
3/7/99	A	L	92	105	4/14/15	H	W	95	93
4/8/99	A	W	101	89					
11/2/99	A	W	103	90					
1/19/00	H	W	94	90					
3/1/00	H	L	94	96					
3/3/00	A	L	104	114					
11/3/00	H	W	93	91					
11/7/00	A	L	75	105					
1/12/01	H	L	72	93					
2/5/01	A	L	98	110					
11/23/01	H	L	89	91					
12/2/01	A	W	85	69					
1/21/02	H	W	106	97					
1/31/02	A	L	92	97					
11/29/02	A	L	95	98					
2/28/03	H	W	90	85					
3/2/03	A	L	92	104					
12/3/03	A	L	95	105					
12/12/03	H	W	114	111					
2/27/04	H	W	88	75					
2/29/04	A	W	91	82					
12/3/04	H	W	91	89					
1/12/05	A	L	93	104					
3/16/05	H	W	110	109					
4/17/05	A	W	103	98					
11/18/05	H	W	100	93					
3/5/06	A	L	105	111					
3/22/06	H	W	110	96					
4/4/06	A	W	124	120					
12/1/06	A	L	102	106					
1/12/07	H	L	86	95					
1/26/07	A	L	90	96					
3/26/07	H	W	95	87					
11/4/07*	A	W	98	95					
12/7/07	H	W	112	84					
12/16/07	A	W	90	77					
1/23/08	H	L	112	114					
11/10/08	H	W	94	87					
11/23/08	A	W	118	103					
1/11/09	A	W	94	88					
1/12/09*	H	W	115	109					
11/27/10	H	W	116	103					
1/2/10	H	W	103	96					
1/10/10	A	W	114	107					
4/7/10	A	W	115	107					
11/21/10	A	L	101	102					
11/26/10	H	W	110	101					
1/2/11	A	W	93	79					
1/7/11	H	W	122	102					
1/18/12	H	W	96	73					
2/1/12	H	W	100	64					
2/10/12	A	L	74	86					

\* Overtime  
 \*\* Double-overtime  
 \*\*\* Triple-overtime

## ALL-TIME SERIES

Boston leads 48-29 (Celtics are 28-10 at home)

**CURRENT STREAK:** Two Celtics Wins

**LARGEST CELTICS WIN:** 36 points; 100-64 on 02/01/12 at Boston

**LARGEST RAPTORS WIN:** 31 points; 125-94 on 04/20/97 @ Boston



UTAH JAZZ

EnergySolutions Arena (19,911)

301 West South Temple, Salt Lake City, UT 84101

801-325-2500 • fax 801-325-2578

2014-15 RESULTS

Boston wins 2-0 (Celtics were 1-0 at TD Garden)

01/26/15 Boston 99 at Utah 90

03/04/15 Utah 84 at Boston 85

2015-16 MATCHUPS

02/19/16 Boston at Utah

02/29/16 Utah at Boston

DIRECTORY

**HEAD COACH:** ..... Quin Snyder  
**ASSISTANT COACHES:** ..... Johnnie Bryant, Alex Jensen, Brad Jones, Igor Kokoskov, Antonio Lang, Mike Wells  
**ATHLETIC TRAINER:** ..... Gary Briggs  
**PUBLIC AND MEDIA RELATIONSS:** ..... Jonathan Rinehart, Derek Garduño, Caroline Burleson  
**CABLE TELEVISION:** ..... ROOT Sports. Broadcaster: Craig Bolerjack, Matt Harpring, Steve Brown  
**RADIO:** ..... KZNS (1280AM/97.5FM "The Zone"). Broadcaster: David Locke, Ron Boone

2014-2015 SEASON SERIES (2-0) BOSTON VS. UTAH

PLAYER	G-GS	MIN	FG-FGA	PCT	3FG-FGA	PCT	FT-FTA	PCT	OFF	DEF	TOT	AST	PF-DQ	STL	TO	BLK	PTS	AVG	HI
Prince	1-0	30	7-10	.700	2-3	.667	3-4	.750	0	2	2	5	1-0	0	0	0	19	19.0	19
Thomas (TOT)	3-0	73	12-32	.375	6-16	.375	11-12	.917	5	4	9	13	6-0	1	2	1	41	13.7	21
Thomas (BOS)	1-0	26	6-12	.500	2-5	.400	7-8	.875	2	1	3	7	3-0	1	1	0	21	21.0	21
Bradley	2-2	65	9-25	.360	5-9	.556	2-2	1.000	1	6	7	3	4-0	1	4	0	25	12.5	13
Sullinger	1-1	27	4-10	.400	1-3	.333	3-3	1.000	2	7	9	1	1-0	1	4	0	12	12.0	12
Zeller	2-1	59	10-16	.625	0-0	---	2-4	.500	4	14	18	2	7-0	1	2	4	22	11.0	14
Thornton	1-0	19	3-8	.375	1-4	.250	2-2	1.000	0	2	2	1	0-0	1	1	0	9	9.0	9
Smart	2-1	68	7-23	.304	1-10	.100	1-1	1.000	1	6	7	9	2-0	3	1	0	16	8.0	9
Bass	2-2	43	6-12	.500	0-0	---	3-4	.750	2	9	11	1	6-0	1	0	1	15	7.5	8
Jerebko (TOT)	2-0	33	5-11	.455	1-4	.250	3-4	.750	3	1	4	1	5-0	0	1	0	14	7.0	8
Jerebko (BOS)	1-0	18	2-5	.400	1-3	.333	1-2	.500	1	1	2	1	3-0	0	0	0	6	6.0	6
Crowder (TOT)	4-1	62	11-27	.407	2-9	.222	1-5	.200	2	3	5	2	4-0	0	0	2	25	6.3	18
Crowder (BOS)	2-1	49	10-21	.476	2-6	.333	1-5	.200	2	3	5	2	3-0	0	0	1	23	11.5	18
Turner	2-2	47	3-15	.200	0-1	.000	5-6	.833	0	5	5	6	3-0	2	2	0	11	5.5	9
Young	1-0	7	1-2	.500	1-2	.500	0-0	---	1	0	1	0	0-0	0	0	0	3	3.0	3
Wallace	1-0	14	0-0	---	0-0	---	2-2	1.000	0	3	3	0	0-0	2	2	0	2	2.0	2
Olynyk	1-0	7	0-3	.000	0-0	---	0-0	---	1	0	1	1	2-0	0	0	0	0	0.0	0
<b>CELTICS</b>	<b>2</b>	<b>480</b>	<b>68-162</b>	<b>.420</b>	<b>16-46</b>	<b>.348</b>	<b>32-43</b>	<b>.744</b>	<b>17</b>	<b>59</b>	<b>76</b>	<b>39</b>	<b>35-0</b>	<b>13</b>	<b>17</b>	<b>6</b>	<b>184</b>	<b>92.0</b>	<b>99</b>
<b>JAZZ</b>	<b>2</b>	<b>480</b>	<b>69-157</b>	<b>.439</b>	<b>12-43</b>	<b>.279</b>	<b>24-40</b>	<b>.600</b>	<b>21</b>	<b>69</b>	<b>90</b>	<b>39</b>	<b>42-2</b>	<b>10</b>	<b>30</b>	<b>14</b>	<b>174</b>	<b>87.0</b>	<b>90</b>

2014-2015 SEASON SERIES (0-2) UTAH VS. BOSTON

PLAYER	G-GS	MIN	FG-FGA	PCT	3FG-FGA	PCT	FT-FTA	PCT	OFF	DEF	TOT	AST	PF-DQ	STL	TO	BLK	PTS	AVG	HI
Kanter	1-1	31	10-16	.625	0-1	.000	0-0	---	3	3	6	0	6-1	0	4	0	20	20.0	20
Hayward	2-2	72	12-28	.429	6-10	.600	9-14	.643	2	7	9	6	3-0	3	4	2	39	19.5	26
Burke	2-0	64	14-37	.378	4-16	.250	2-4	.500	1	5	6	8	2-0	0	2	0	34	17.0	18
Favors	2-2	64	12-23	.522	0-1	.000	5-10	.500	3	10	13	6	8-0	1	5	5	29	14.5	16
Gobert	2-1	62	7-13	.538	0-0	---	4-6	.667	7	19	26	5	2-0	1	2	6	18	9.0	10
Hood	1-0	22	4-7	.571	0-2	.000	0-0	---	0	1	1	0	2-0	0	2	0	8	8.0	8
Booker	2-0	27	4-7	.571	0-1	.000	3-4	.750	3	7	10	2	3-0	0	1	0	11	5.5	11
Evans	1-0	7	2-3	.667	0-0	---	0-1	.000	0	3	3	0	1-0	0	0	0	4	4.0	4
Ingle	2-2	55	2-11	.182	0-5	.000	1-1	1.000	0	6	6	7	8-1	4	2	0	5	2.5	3
Exum	2-2	44	1-6	.167	1-6	.167	0-0	---	0	3	3	3	3-0	0	2	0	3	1.5	3
Millsap	2-0	31	1-6	.167	1-1	1.000	0-0	---	2	5	7	2	4-0	1	3	1	3	1.5	3
<b>JAZZ</b>	<b>2</b>	<b>480</b>	<b>69-157</b>	<b>.439</b>	<b>12-43</b>	<b>.279</b>	<b>24-40</b>	<b>.600</b>	<b>21</b>	<b>69</b>	<b>90</b>	<b>39</b>	<b>42-2</b>	<b>10</b>	<b>30</b>	<b>14</b>	<b>174</b>	<b>87.0</b>	<b>90</b>
<b>CELTICS</b>	<b>2</b>	<b>480</b>	<b>68-162</b>	<b>.420</b>	<b>16-46</b>	<b>.348</b>	<b>32-43</b>	<b>.744</b>	<b>17</b>	<b>59</b>	<b>76</b>	<b>39</b>	<b>35-0</b>	<b>13</b>	<b>17</b>	<b>6</b>	<b>184</b>	<b>92.0</b>	<b>99</b>



# CELTICS VS. JAZZ GAME-BY-GAME RESULTS

Date	H/A	W/L	Celtics	Opp	Date	H/A	W/L	Celtics	Opp
12/8/74	A	W	111	101	12/26/01	A	L	86	99
12/20/74	H	W	110	106	11/11/02	H	W	112	95
1/22/75	A	W	110	102	3/24/03	A	L	91	96
3/26/75	H	W	113	100	12/8/03	A	W	102	80
12/5/75	H	W	104	93	12/19/03	H	L	96	99
12/14/75	A	W	102	93	12/17/04	H	W	114	106
3/5/76	A	W	98	93	2/25/05	A	W	109	102
3/9/76	H	L	99	117	12/21/05	H	W	101	89
3/23/76*	A	W	101	97	2/21/06	A	W	103	83
11/2/76	A	L	97	115	11/10/06	H	L	100	107
11/12/76	H	W	117	110	2/24/07	A	L	87	105
1/18/77	A	L	89	99	12/29/07	A	W	104	98
4/8/77	H	W	120	109	3/24/08	H	L	92	110
1/24/78	A	L	91	96	12/15/08	H	W	100	91
3/1/78	A	L	100	101	2/19/09	A	L	85	90
3/3/78	H	W	116	113	11/11/09	H	W	105	86
4/1/78	H	W	119	108	3/22/10	A	L	97	110
10/19/78	A	L	115	120	1/21/11	H	W	110	86
12/13/78	H	W	102	96	2/28/11	A	W	107	102
2/28/79	H	W	122	112	3/28/12	H	W	94	82
4/3/79	A	L	125	141	11/14/12	H	W	98	93
11/16/79	H	W	113	97	2/25/13*	A	W	110	107
2/20/80	A	W	105	98	11/6/13	H	W	97	87
1/21/81	H	W	117	87	2/24/14	A	L	98	110
2/13/81	A	L	89	104	1/26/15	A	W	99	90
12/30/81	A	W	121	110	3/4/15	H	W	85	84
2/24/82	H	W	132	90					
11/26/82	H	W	137	103					
1/1/83	A	W	127	112					
11/16/83	A	L	109	122					
3/7/84	H	W	117	106					
12/14/84	H	W	117	106					
2/18/85	A	W	110	94					
11/20/85*	H	W	115	106					
12/28/85	A	W	110	108					
2/16/87	A	L	89	109					
3/4/87	H	W	123	105					
12/16/87	H	W	121	111					
1/4/88	A	W	107	99					
12/14/88	H	W	112	104					
2/16/89	A	L	114	129					
12/20/89	H	W	113	109					
2/21/90	A	L	103	116					
11/16/90	H	W	114	89					
3/13/91	A	L	109	112					
12/20/91	H	W	112	101					
2/17/92	A	L	83	88					
11/18/92	H	L	91	92					
12/26/92	A	L	92	108					
12/17/93	H	L	96	97					
12/29/93	A	L	107	110					
1/13/95	H	L	93	95					
2/18/95	A	L	98	108					
11/15/95	H	L	90	102					
2/20/96	A	L	98	112					
2/20/97	A	L	105	122					
3/19/97	H	L	100	113					
2/12/98	A	L	100	118					
3/4/98	H	L	94	110					
12/15/99	H	L	86	96					
2/15/00	A	W	101	99					
2/19/01	A	L	99	114					
3/2/01	H	W	103	99					
12/21/01	H	W	98	92					

\* Overtime  
\*\* Double-overtime

**JAZZ:** New Orleans Jazz 1974-79; Utah Jazz 1979-present.

## ALL-TIME SERIES

Boston leads 53-37 (Celtics are 34-11 at home)

**CURRENT STREAK:** Two Jazz Wins

**LARGEST CELTICS WIN:** 42 points; 132-90 on 02/24/82 @ Boston

**LARGEST JAZZ WIN:** 20 points; 109-89 on 02/16/87 @ Utah



## WASHINGTON WIZARDS

Verizon Center (20,356)

601 F Street, NW, Washington, DC 20004

202-661-5000 • fax 202-661-5113

## 2014-15 RESULTS

Washington won 2-1 (Celtics were 0-1 at TD Garden)

12/07/14 Washington 93 at Boston 101

12/08/14 Boston 132 at Washington 133 (20T)

12/27/14 Boston 88 at Washington 101

## 2015-16 MATCHUPS

11/06/15 Washington at Boston

11/27/15 Washington at Boston

01/16/16 Boston at Washington

01/25/16 Boston at Washington

## DIRECTORY

HEAD COACH: ..... Randy Wittman

ASSISTANT COACHES: ..... Don Newman, Don Zierden, Roy Rogers, Pat Sullivan, Howard Easley

ATHLETIC TRAINER: ..... Eric Waters

PUBLIC AND MEDIA RELATIONS: ..... Scott Hall, Patrick Rees, Daren Jenkins, Ketsia Colimon

BROADCAST TELEVISION: ..... Comcast SportsNet. Broadcasters: Steve Buckhantz, Phil Chenier, Chris Miller

RADIO: ..... WNEW 99.1FM/WFED 1500AM. Broadcasters: Dave Johnson, Glenn Consor

## 2014-2015 SEASON SERIES (1-2) BOSTON VS. WASHINGTON

PLAYER	G-GS	MIN	FG-FGA	PCT	3FG-FGA	PCT	FT-FTA	PCT	OFF	DEF	TOT	AST	PF-DQ	STL	TO	BLK	PTS	AVG	HI
Green	3-3	105	24-56	.429	5-17	.294	23-25	.920	2	8	10	4	9-0	5	7	0	76	25.3	28
Thomas (TOT)	2-0	44	8-25	.320	4-8	.500	8-9	.889	2	2	4	7	1-0	1	1	0	28	14.0	18
Thornnton	2-0	37	8-17	.471	3-5	.600	5-6	.833	1	1	2	1	1-0	1	2	2	24	12.0	21
Turner	3-0	90	16-29	.552	2-3	.667	1-3	.333	2	12	14	14	6-0	4	7	2	35	11.7	18
Olynkyk	3-0	87	12-24	.500	1-5	.200	9-10	.900	11	9	20	6	11-1	5	4	1	34	11.3	19
Bass	3-0	61	11-25	.440	0-0	---	6-8	.750	2	14	16	1	5-0	3	3	3	28	9.3	19
Smart	3-1	57	9-17	.529	4-8	.500	6-7	.857	3	3	6	7	9-0	3	4	0	28	9.3	23
Sullinger	3-3	78	10-22	.455	3-7	.429	4-6	.667	3	17	20	6	7-0	2	7	1	27	9.0	12
Crowder (TOT)	2-0	27	4-7	.571	2-4	.500	5-5	1.000	2	1	3	0	0-0	2	0	1	15	7.5	10
Crowder (BOS)	1-0	16	3-5	.600	1-2	.500	3-3	1.000	1	1	2	0	0-0	2	0	1	10	10.0	10
Zeller	3-3	62	7-19	.368	0-0	---	7-8	.875	3	13	16	2	6-0	2	2	2	21	7.0	10
Bradley	3-3	79	8-23	.348	2-9	.222	2-2	1.000	1	5	6	4	2-0	3	3	1	20	6.7	11
Rondo	2-2	55	5-20	.250	1-3	.333	2-4	.500	2	13	15	15	5-0	4	7	0	13	6.5	13
Jerebeko (TOT)	1-0	19	2-3	.667	0-1	.000	2-2	1.000	1	1	2	1	2-0	1	0	0	6	6.0	6
Nelson	1-0	19	1-6	.167	1-4	.250	0-0	---	0	1	1	3	2-0	1	3	0	3	3.0	3
Wright	1-0	10	1-2	.500	0-0	---	0-0	---	0	1	1	0	1-0	0	0	0	2	2.0	2
Pressey	1-0	14	0-4	.000	0-0	---	0-0	---	0	2	2	1	2-0	2	1	0	0	0.0	0
<b>CELTICS</b>	<b>3</b>	<b>770</b>	<b>115-269</b>	<b>.428</b>	<b>23-63</b>	<b>.365</b>	<b>68-82</b>	<b>.829</b>	<b>31</b>	<b>100</b>	<b>131</b>	<b>64</b>	<b>66-1</b>	<b>37</b>	<b>51</b>	<b>13</b>	<b>321</b>	<b>107.0</b>	<b>132</b>
<b>WIZARDS</b>	<b>3</b>	<b>770</b>	<b>128-277</b>	<b>.462</b>	<b>23-56</b>	<b>.411</b>	<b>48-65</b>	<b>.738</b>	<b>36</b>	<b>113</b>	<b>149</b>	<b>81</b>	<b>70-0</b>	<b>26</b>	<b>60</b>	<b>15</b>	<b>327</b>	<b>109.0</b>	<b>133</b>

## 2014-2015 SEASON SERIES (2-1) WASHINGTON VS. BOSTON

PLAYER	G-GS	MIN	FG-FGA	PCT	3FG-FGA	PCT	FT-FTA	PCT	OFF	DEF	TOT	AST	PF-DQ	STL	TO	BLK	PTS	AVG	HI
Pierce	3-3	88	21-31	.677	10-16	.625	9-12	.750	1	12	13	6	13-0	4	3	1	61	20.3	28
Wall	3-3	113	21-43	.488	1-6	.167	12-16	.750	1	18	19	38	10-0	9	20	3	55	18.3	26
Humphries	3-2	99	21-40	.525	0-1	.000	1-2	.500	10	22	32	4	12-0	5	5	2	43	14.3	18
Butler	3-0	84	14-33	.424	8-17	.471	1-1	1.000	2	8	10	2	1-0	2	4	0	37	12.3	22
Gortat	3-3	89	12-30	.400	0-0	---	11-12	.917	9	21	30	8	6-0	1	6	4	35	11.7	21
Beal	3-3	110	13-41	.317	4-10	.400	3-4	.750	1	6	7	6	7-0	4	8	2	33	11.0	14
Seraphin	3-0	45	11-15	.733	0-0	---	3-3	1.000	3	8	11	2	7-0	0	5	0	25	8.3	11
Porter	3-0	44	6-13	.462	0-3	.000	2-4	.500	4	4	8	2	3-0	0	2	1	14	4.7	12
Hilario	2-1	36	3-13	.231	0-0	---	3-7	.429	3	8	11	2	1-0	1	0	1	9	4.5	5
Miller	3-0	38	4-8	.500	0-1	.000	3-4	.750	1	3	4	9	3-0	0	4	1	11	3.7	7
Blair	1-0	4	1-2	.500	0-0	---	0-0	---	0	1	1	0	0-0	0	0	0	2	2.0	2
Gooden	2-0	18	1-8	.125	0-2	.000	0-0	---	1	1	2	2	4-0	0	0	0	2	1.0	2
Temple	3-0	3	0-0	---	0-0	---	0-0	---	0	1	1	0	3-0	0	3	0	0	0.0	0
<b>WIZARDS</b>	<b>3</b>	<b>770</b>	<b>128-277</b>	<b>.462</b>	<b>23-56</b>	<b>.411</b>	<b>48-65</b>	<b>.738</b>	<b>36</b>	<b>113</b>	<b>149</b>	<b>81</b>	<b>70-0</b>	<b>26</b>	<b>60</b>	<b>15</b>	<b>327</b>	<b>109.0</b>	<b>133</b>
<b>CELTICS</b>	<b>3</b>	<b>770</b>	<b>115-269</b>	<b>.428</b>	<b>23-63</b>	<b>.365</b>	<b>68-82</b>	<b>.829</b>	<b>31</b>	<b>100</b>	<b>131</b>	<b>64</b>	<b>66-1</b>	<b>37</b>	<b>51</b>	<b>13</b>	<b>321</b>	<b>107.0</b>	<b>132</b>



# CELTICS VS. WIZARDS GAME-BY-GAME RESULTS (SINCE 1965-66)

Date	H/A	W/L	Celtics	Opp	Date	H/A	W/L	Celtics	Opp	Date	H/A	W/L	Celtics	Opp	Date	H/A	W/L	Celtics	Opp
10/30/65	H	W	105	100	12/13/74	H	L	89	108	12/2/86	H	L	109	117	3/31/00	H	L	102	104
11/5/65	A	W	129	118	3/19/75	A	L	90	97	4/18/86	A	W	105	98	4/18/00	A	W	114	81
11/9/65	N	W	130	116	4/4/75	H	W	95	94	3/26/87	A	L	103	106	11/5/00	H	W	116	109
12/25/65	A	W	113	99	11/3/75	A	L	107	110	4/1/87	H	W	103	86	11/18/00	A	L	89	109
12/26/65	H	W	120	99	12/12/75	H	W	130	108	11/7/88**	A	W	140	139	3/9/01	H	W	104	72
1/19/66	H	W	129	89	1/9/76	H	W	118	113	12/15/87	A	W	122	102	4/7/01	A	W	102	100
1/22/66	A	L	107	132	3/14/76	H	L	89	102	1/8/88	H	W	125	109	11/7/01	H	W	104	95
2/5/66	A	L	94	113	4/11/76	A	W	103	99	1/27/88	H	W	106	100	11/24/01	A	L	84	88
2/27/66	A	L	92	132	11/5/76	H	L	104	107	3/23/88	H	W	104	89	3/10/02	H	W	98	91
3/13/66	H	W	129	98	11/6/76	A	L	103	109	4/17/88	A	L	92	98	3/11/02	A	W	104	99
10/21/66	H	W	111	91	2/16/77	A	L	92	111	11/18/88	H	W	114	108	10/31/02	A	L	69	114
11/18/66	H	W	143	119	3/25/77	H	L	97	122	11/19/88	A	L	104	108	1/6/03	H	L	95	100
11/19/66	A	W	147	125	12/3/77	A	L	93	103	12/13/88	A	L	105	115	4/6/03	H	L	98	99
1/14/67	A	W	115	106	2/3/78	H	W	116	94	1/31/89	A	L	103	110	4/9/03	A	W	87	83
1/20/67	H	W	129	117	3/23/78	A	L	107	119	2/5/89	H	W	117	108	1/23/04	H	W	100	89
2/1/67	A	W	111	107	4/6/78	H	L	103	112	4/18/89	H	L	113	121	3/5/04	H	W	94	90
2/9/67	N	L	124	128	11/22/78	H	L	103	119	11/8/89	A	L	103	112	3/13/04	A	W	111	102
2/22/67	A	W	135	120	12/16/78	A	L	117	125	1/3/90	H	W	120	101	4/4/04	A	L	102	112
3/12/67	H	W	123	118	1/24/79	H	L	106	128	1/6/90	A	W	102	88	11/17/04*	A	L	105	110
10/21/67	A	W	125	109	4/4/79	A	L	119	145	1/25/90	A	L	98	99	12/31/04	H	W	108	103
11/10/67	H	W	115	114	10/19/79	H	W	130	93	3/9/90	H	L	108	115	3/13/05	H	W	105	101
11/25/67	A	L	118	126	11/3/79	A	W	118	97	11/17/90	A	W	102	90	4/5/05	A	W	116	108
12/8/67	H	W	123	108	1/25/80	H	L	107	118	11/30/90	H	W	123	95	1/7/06	A	L	102	103
1/20/68	A	L	115	118	1/31/80	A	W	119	103	1/12/91	A	L	99	116	1/25/06	H	L	87	89
2/2/68	H	W	120	99	3/9/80*	H	L	128	133	2/3/91	H	W	119	101	3/17/06*	A	W	116	115
3/16/68	A	W	136	111	3/25/80	A	W	96	95	3/15/91	A	W	94	86	4/5/06	H	L	91	108
3/17/68	H	L	139	147	10/25/80	A	W	103	87	3/20/91	H	W	102	81	11/4/06	A	L	117	124
12/10/68	H	L	101	115	11/12/80	H	W	93	86	11/2/91	A	L	118	126	1/20/07*	A	L	110	115
12/14/68	A	L	101	110	12/7/80	H	L	103	113	11/25/91	H	W	121	108	1/28/07	H	L	91	105
1/20/69	A	L	109	122	12/10/80	A	W	101	99	1/28/92	A	W	98	87	11/2/07	H	W	103	83
1/26/69	H	W	124	86	3/17/81	A	W	112	91	4/1/92	H	W	120	106	1/12/08	A	L	78	85
2/5/69	A	L	112	124	3/20/81	H	W	128	116	11/17/92	A	L	97	101	1/14/08	H	L	83	88
3/15/69	A	L	98	99	10/30/81	H	W	124	100	11/25/92	H	W	150	112	4/9/08	A	L	95	109
3/23/69	H	W	126	98	11/10/81	A	W	90	84	1/13/93	H	W	98	93	12/11/08	A	W	122	88
10/18/69	A	L	117	124	11/27/81	H	W	113	100	3/28/93	H	W	114	113	1/2/09	H	W	108	83
11/14/69	A	L	108	109	12/18/81	A	W	99	98	4/25/93	A	W	106	94	4/15/09	H	W	115	107
11/29/69	A	W	121	106	3/16/82*	A	W	98	97	11/6/93	A	W	100	88	12/10/09	A	W	104	102
12/3/69	H	W	113	105	3/31/82	H	W	119	109	12/1/93	H	W	120	113	2/1/10	A	W	99	88
1/9/70	H	L	130	142	11/5/82	H	W	104	97	3/24/94*	A	W	123	117	3/7/10	H	W	86	83
1/31/70	A	L	117	120	1/24/83	A	L	91	93	4/1/94	H	L	95	99	4/9/10	H	L	96	106
3/15/70	H	L	127	130	1/26/83	H	W	125	99	4/17/94	A	L	100	142	11/17/10	H	W	114	83
11/14/70	A	L	101	122	2/8/83*	A	L	101	104	11/19/94	A	W	103	102	1/22/11	A	L	83	85
11/27/70	H	W	153	107	4/2/83*	A	W	120	117	1/9/95	H	W	114	101	4/8/11	H	W	104	88
12/19/70	A	L	128	134	4/8/83	H	L	99	107	3/1/95**	H	L	124	125	4/11/11	A	L	94	95
1/22/71	H	L	117	136	11/5/83	A	W	120	117	4/9/95	A	W	110	98	1/1/12	A	W	94	86
2/12/71	A	W	113	109	12/16/83	H	L	93	100	11/17/95	H	W	110	100	1/2/12	H	W	100	92
3/19/71	H	W	125	117	1/4/84	H	W	113	104	12/2/95	A	L	107	135	1/22/12	A	W	100	94
10/16/71	H	W	134	114	3/6/84	A	W	108	85	4/10/96	H	L	108	122	3/25/12	H	W	88	76
11/27/71	N	L	120	125	3/14/84	H	L	99	103	4/17/96	A	W	121	106	11/3/12	A	W	89	86
2/1/72	A	W	115	108	3/27/84	A	W	106	93	11/16/96	A	L	92	106	11/7/12*	H	W	100	94
3/19/72	H	L	112	125	11/10/84	A	L	95	112	1/8/97	H	L	106	112	4/7/13	H	W	107	96
10/21/72	A	W	104	101	11/23/84	H	W	118	110	3/26/97	A	L	92	105	12/21/13	H	L	99	106
11/3/72	H	W	109	96	1/11/85	H	W	103	101	4/6/97	H	L	114	120	1/22/14*	A	W	113	111
1/1/73	N	W	116	98	2/2/85	A	W	97	91	12/12/97	H	W	97	88	4/2/14	A	L	92	118
3/14/73	H	W	111	107	3/23/85	A	W	104	98	1/1/98	A	L	108	110	4/16/14	H	L	102	118
3/16/73	A	L	97	103	4/5/85	H	W	115	104	1/28/98	H	W	104	102	12/7/14	H	W	101	93
3/28/73	H	W	120	101	11/2/85	A	W	88	73	3/6/98	H	W	108	98	12/8/14**	A	L	132	133
10/20/73	A	L	87	96	11/15/85	H	W	118	114	4/18/98	A	L	95	112	12/27/14	A	L	88	101
11/28/73	H	W	111	104	1/31/86	A	W	97	88	2/21/99	A	L	75	86					
2/3/74	H	L	99	112	2/5/86	H	W	103	88	4/7/99	H	W	108	87					
2/17/74	A	L	95	99	3/8/86*	A	L	108	110	4/18/99	A	W	101	98					
3/17/74	H	W	129	103	3/28/86	H	W	116	97	4/25/99	H	W	113	84					
3/26/74	A	L	108	126	10/31/86	H	W	120	102	11/3/99	H	W	112	101					
11/16/74	A	W	124	109	11/7/86	A	W	88	86	1/17/00	A	W	105	101					

\*\* Overtime

\*\* Double-overtime

\* Overtime  
\*\* Double-overtime

**WIZARDS:** Chicago Packers 1961-62; Chicago Zephyrs 1962-63; Baltimore Bullets 1963-73; Capital Bullets 1973-74; Washington Bullets 1974-97; Washington Wizards 1997-present.

## ALL-TIME SERIES

Boston leads 181-109 (Celtics are 93-40 at home)

**CURRENT STREAK:** Two Wizards Wins

**LARGEST CELTICS WIN:** 46 points; 153-107 on 11/27/70 @ Boston

**LARGEST WIZARDS WIN:** 45 points; 114-69 on 10/31/02 @ Washington

## NOTES

This image shows a single sheet of white paper with horizontal green ruling lines. The lines are evenly spaced and run across the width of the page. There are no margins, text, or other markings on the paper.



# HOME OF THE CELTICS

ALL SEASON LONG



**CSNNE.COM**